



# **GAME RELEASE**



**vs.**



**WEEK 3 | SUN. SEPT. 21 | 1:05 PM PT**

# GAME RELEASE

213.719.6600 | Chargers.com | @Chargers

Josh.Rupprecht@Chargers.NFL.com | Jennifer.Rojas@Chargers.NFL.com

Lauren.Georgeson@Chargers.NFL.com | Brock.Anderson@Chargers.NFL.com

Leonie.Strehl@Chargers.NFL.com | Ricky.Martinez@Chargers.NFL.com



## BOLTS HOST BRONCOS IN AFC WEST BOUT

The Los Angeles Chargers face their third consecutive AFC West opponent to kick off the 2025 season in Week 3, hosting the Denver Broncos. Kickoff from SoFi Stadium on Sun., Sept. 21 is at 1:05 p.m. PT. Kevin Harlan, Trent Green and Melanie Collins have the call on CBS, while Matt "Money" Smith, Daniel Jeremiah and Shannon Farren will broadcast on the Chargers Radio Network airwaves on KFI AM-640 as well as on SiriusXM 85 or 225 and on the SiriusXM app. Adrian Garcia-Marquez and Francisco Pinto will present the game in Spanish on Que Buena Los Angeles.

The Bolts hold a 38-27 regular-season home record against the Broncos. Last season, the Chargers defeated the Broncos, 34-27, on *Thursday Night Football*. Los Angeles swept the Broncos in the season series in 2024, looking to win a third consecutive game in the series.

The Chargers are 2-0 for the second-straight season under Head Coach Jim Harbaugh. The defense has continued to be one of the NFL's best, showcased in Week 2 by breaking up 15 passes. Linebacker **Daiyan Henley** battled through illness to post 10 tackles, an interception, a sack and two passes defensed. Meanwhile, wide receiver **Quentin Johnston** scored another touchdown, giving him three on the year and 11 over the last two seasons.

Coached by Sean Payton, Denver's offense features quarterback Bo Nix, who has thrown for 382 yards and four touchdowns, connecting with wide receiver Courtland Sutton seven times for 67 yards and a touchdown. The defense features reigning Defensive Player of the Year in cornerback Pat Surtain II. The unit is led by linebacker Justin Strnad's two sacks on the year.

The Bolts head back on the road in Week 4, flying cross-country to New York to play the Giants. Kickoff on Sun., Sept. 28 is at 10:00 a.m. PT from MetLife Stadium.

## BY THE NUMBERS

**7** The Bolts defense featured seven players with multiple pass breakups in the win over Las Vegas. No team in the last 30 seasons has had more players with two-plus passes defensed in a single game.

**120.6** Over the course of his career, QB Justin Herbert has a passer rating of 120.6 on fourth down, the third-best in the NFL since 2020 (min. 30 att.).

**6.0** Los Angeles' defense leads the AFC and ranks No. 2 in the NFL in 2025, allowing just 6.0 points per game in the first half. The unit has allowed just 7.7 points per game in the first half over the last two seasons.

## ON THE CALL

### TELEVISION: CBS

**Play-by-play:** Kevin Harlan

**Analyst:** Trent Green

**Sideline:** Melanie Collins

### CHARGERS RADIO: KFI AM-640

**Play-by-play:** Matt "Money" Smith

**Analyst:** Daniel Jeremiah

**Sideline:** Shannon Farren

### NATIONAL RADIO: SPORTS USA

**Play-by-play:** Larry Kahn

**Analyst:** Ron Rivera

### SPANISH RADIO: QUE BUENA

**LOS ANGELES (FM-105.5/94.3)**

**Play-by-play:** Adrian Garcia-Marquez

**Analyst:** Francisco Pinto

**CHARGERS MOBILE APP:** Official team news, full game stats and live press conferences are available on the Chargers mobile app. For more details, visit [Chargers.com/app](https://Chargers.com/app).

## 2025 CHARGERS SCHEDULE

### PRESEASON (2-2)

Wk	Date	Opponent	TV	Result
HOF	Thurs., July 31	Detroit	NBC	W, 34-7
1	Sun., Aug. 10	NEW ORLEANS	CBS LA	W, 27-13
2	Sat., Aug. 16	at L.A. Rams	CBS LA	L, 23-22
3	Sat., Aug. 23	at San Francisco	CBS LA	L, 30-23

### REGULAR SEASON (2-0)

Wk	Date	Opponent	TV	Time*/Res.
1	Fri., Sept. 5	KANSAS CITY <sup>^</sup>	YOUTUBE	W, 27-21
2	Mon., Sept. 15	at Las Vegas	ESPN	W, 20-9
3	Sun., Sept. 21	DENVER	CBS	1:05 p.m.
4	Sun., Sept. 28	at N.Y. Giants	CBS	10:00 a.m.
5	Sun., Oct. 5	WASHINGTON	FOX	1:25 p.m.
6	Sun., Oct. 12	at Miami	CBS	10:00 a.m.
7	Sun., Oct. 19	INDIANAPOLIS	CBS	1:05 p.m.
8	Thurs., Oct. 23	MINNESOTA	PRIME	5:15 p.m.
9	Sun., Nov. 2	at Tennessee	CBS	10:00 a.m.
10	Sun., Nov. 9	PITTSBURGH	NBC	5:20 p.m.
11	Sun., Nov. 16	at Jacksonville	CBS	10:00 a.m.
12	—	BYE	—	—
13	Sun., Nov. 30	LAS VEGAS	CBS	1:25 p.m.
14	Mon., Dec. 8	PHILADELPHIA	ESPN/ABC	5:15 p.m.
15	Sun., Dec. 14	at Kansas City	CBS	10:00 a.m.
16	Sun., Dec. 21	at Dallas	FOX	10:00 a.m.
17	TBD	HOUSTON	TBD	TBD
18	TBD	at Denver	TBD	TBD

<sup>\*</sup>All Times Pacific

<sup>^</sup>Game played at Corinthians Arena in São Paulo, Brazil

HOME GAMES IN CAPS

## 2025 AFC WEST STANDINGS

Team	W	L	T	Pct.	PF	PA
<b>L.A. Chargers</b>	<b>2</b>	<b>0</b>	<b>0</b>	<b>1.000</b>	<b>47</b>	<b>30</b>
Denver	1	1	0	.500	48	41
Las Vegas	1	1	0	.500	29	33
Kansas City	0	2	0	.000	38	47

## RELEASE INDEX

Content	Page	Content	Page
The 2025 Schedule . . . . .	2	Derwin James Jr. Notes . . . . .	29
Broncos Series History . . . . .	3	Khalil Mack Notes . . . . .	31
The Matchup . . . . .	5	Daiyan Henley Notes . . . . .	34
Connections . . . . .	7	Tuli Tuipulotu Notes . . . . .	36
Joe Hortiz Notes . . . . .	8	Cameron Dicker Notes . . . . .	37
Jim Harbaugh Notes . . . . .	9	Other Player Notes . . . . .	39
Assistant Coaches . . . . .	10	Career Stats vs. Broncos . . . . .	40
Team Notes . . . . .	11	2025 Stats . . . . .	45
Justin Herbert Notes . . . . .	15	2025 Game Summaries . . . . .	47
Ladd McConkey Notes . . . . .	24	Rosters & Transactions . . . . .	48
Keenan Allen Notes . . . . .	26	Media Information . . . . .	55
Najee Harris Notes . . . . .	28		

# BREAKING DOWN THE 2025 SCHEDULE

SERIES BREAKDOWN	2025 RECORD	NOTES
 <p><b>ALL-TIME:</b> 58-71-1  <b>HOME:</b> 32-32-1  <b>AWAY:</b> 26-39-0  <b>LAST:</b> W, 27-21 — 2025 vs. Chiefs</p>	<p><b>OVERALL:</b> 0-2-0  <b>HOME:</b> 0-1-0  <b>AWAY:</b> 0-1-0  <b>STANDING:</b> 4th AFC West</p>	<p>The Chargers have an all-time regular-season home record against the Chiefs of 31-32-1, with the last six matchups being decided by one score. Nine of the past 15 road games in the series have been decided by seven or fewer points.</p>
 <p><b>ALL-TIME:</b> 61-68-2  <b>HOME:</b> 31-33-1  <b>AWAY:</b> 30-35-1  <b>LAST:</b> W, 20-9 — 2025 at Raiders</p>	<p><b>OVERALL:</b> 1-1-0  <b>HOME:</b> 0-1-0  <b>AWAY:</b> 1-0-0  <b>STANDING:</b> 3rd AFC West</p>	<p>Los Angeles has won 13 of the past 21 games against the Raiders on the road, including the 2024 season finale, 34-20. The Chargers have won 16 of the past 22 home contests against the Raiders, scoring 20-plus points in all but five of those matchups.</p>
 <p><b>ALL-TIME:</b> 57-72-1  <b>HOME:</b> 38-27-0  <b>AWAY:</b> 19-45-1  <b>LAST:</b> W, 34-27 — 2024 vs. Broncos</p>	<p><b>OVERALL:</b> 1-1-0  <b>HOME:</b> 1-0-0  <b>AWAY:</b> 0-1-0  <b>STANDING:</b> 2nd AFC West</p>	<p>The Bolts hold a 38-27 regular-season home record against the Broncos. Last season, the Chargers defeated the Broncos, 34-27, on <i>Thursday Night Football</i>. Los Angeles looks to win in Denver for the second-straight season, having defeated the Broncos, 23-16, last year.</p>
 <p><b>ALL-TIME:</b> 8-5-0  <b>HOME:</b> 4-2-0  <b>AWAY:</b> 4-3-0  <b>LAST:</b> W, 37-21 — 2021 vs. Giants</p>	<p><b>OVERALL:</b> 0-2-0  <b>HOME:</b> 0-0-0  <b>AWAY:</b> 0-2-0  <b>STANDING:</b> 4th NFC East</p>	<p>The September matchup with the Giants marks the 14th in history and the eighth in the Big Apple, with the Bolts sporting an 8-5 all-time advantage. The Chargers have won five straight in the series, winning by an average of 13 points in those games.</p>
 <p><b>ALL-TIME:</b> 5-7-0  <b>HOME:</b> 3-2-0  <b>AWAY:</b> 2-5-0  <b>LAST:</b> W, 20-16 — 2021 at Washington</p>	<p><b>OVERALL:</b> 1-1-0  <b>HOME:</b> 1-0-0  <b>AWAY:</b> 0-1-0  <b>STANDING:</b> 2nd NFC East</p>	<p>Winners in five of the last six matchups in the series with Washington, the Chargers host the Commanders for the first time since 2017. Every game in the series since 1980 has seen the Bolts top 20 points scored, including the four-point road victory in the 2021 season opener.</p>
 <p><b>ALL-TIME:</b> 15-18-0  <b>HOME:</b> 11-9-0  <b>AWAY:</b> 4-9-0  <b>LAST:</b> L, 36-34 — 2023 vs. Dolphins</p>	<p><b>OVERALL:</b> 0-2-0  <b>HOME:</b> 0-1-0  <b>AWAY:</b> 0-1-0  <b>STANDING:</b> 4th AFC East</p>	<p>The Chargers head to Miami for the first time since 2020, with the Dolphins holding an 18-15 mark all-time between the teams. Los Angeles topped Miami at home on <i>Sunday Night Football</i> in 2022, holding the Dolphins to 219 total net yards, the fewest allowed in the series by a Chargers defense in over 50 years.</p>
 <p><b>ALL-TIME:</b> 18-10-0  <b>HOME:</b> 6-6-0  <b>AWAY:</b> 12-4-0  <b>LAST:</b> W, 20-3 — 2022 at Colts</p>	<p><b>OVERALL:</b> 2-0-0  <b>HOME:</b> 2-0-0  <b>AWAY:</b> 0-0-0  <b>STANDING:</b> 1st AFC South</p>	<p>In Week 7, Los Angeles hosts the Indianapolis Colts for the first time since 2019. The Chargers have an all-time record of 20-11 against the Colts, including the postseason. The Bolts have won six of the last eight matchups, including three of the last four at home.</p>
 <p><b>ALL-TIME:</b> 7-8-0  <b>HOME:</b> 3-3-0  <b>AWAY:</b> 4-5-0  <b>LAST:</b> W, 28-24 — 2023 at Vikings</p>	<p><b>OVERALL:</b> 1-1-0  <b>HOME:</b> 0-1-0  <b>AWAY:</b> 1-0-0  <b>STANDING:</b> 2nd NFC North</p>	<p>The Chargers face the Vikings in for the 16th meeting all-time, with the winning team scoring at least 24 points in all but two of the previous 15 matchups. Los Angeles won the 2023 bout in Minnesota, 28-24, with Justin Herbert setting the all-time NFL record for single-game completion percentage with at least 45 attempts (85.1 pct.).</p>
 <p><b>ALL-TIME:</b> 29-16-1  <b>HOME:</b> 20-3-1  <b>AWAY:</b> 9-13-0  <b>LAST:</b> W, 27-17 — 2024 vs. Titans</p>	<p><b>OVERALL:</b> 0-2-0  <b>HOME:</b> 0-1-0  <b>AWAY:</b> 0-1-0  <b>STANDING:</b> 4th AFC South</p>	<p>The Chargers are 29-16-1 (0.644) against the former AFL West rival. Los Angeles have won 12 of the past 15 games overall, with each of the last three road games being separated by just three points. The Bolts beat the Titans in 2024 after posting seven sacks on the day.</p>
 <p><b>ALL-TIME:</b> 9-24-0  <b>HOME:</b> 7-9-0  <b>AWAY:</b> 2-15-0  <b>LAST:</b> L, 20-10 — 2024 at Steelers</p>	<p><b>OVERALL:</b> 1-1-0  <b>HOME:</b> 0-1-0  <b>AWAY:</b> 1-0-0  <b>STANDING:</b> 3rd AFC North</p>	<p>The Chargers play Pittsburgh for the 34th matchup in history, boasting a 4-2 record on Sunday Night Football in the series. Four of the last five games have been decided by seven or fewer points, including the 2021 <i>Sunday Night Football</i> come-from-behind victory at home.</p>
 <p><b>ALL-TIME:</b> 9-4-0  <b>HOME:</b> 5-1-0  <b>AWAY:</b> 4-3-0  <b>LAST:</b> L, 38-10 — 2022 vs. Jaguars</p>	<p><b>OVERALL:</b> 1-1-0  <b>HOME:</b> 1-0-0  <b>AWAY:</b> 0-1-0  <b>STANDING:</b> 2nd AFC South</p>	<p>The Week 11 matchup marks the 14th regular-season meeting between the teams. The Bolts have won nine of the 13 previous matchups, including four of the last five road games. Los Angeles won the 2019 matchup in Jacksonville, 45-10, by recording 27 first downs and totaling 525 total net yards.</p>
 <p><b>ALL-TIME:</b> 8-5-0  <b>HOME:</b> 5-2-0  <b>AWAY:</b> 3-3-0  <b>LAST:</b> W, 27-24 — 2021 at Eagles</p>	<p><b>OVERALL:</b> 2-0-0  <b>HOME:</b> 1-0-0  <b>AWAY:</b> 1-0-0  <b>STANDING:</b> 1st NFC East</p>	<p>With an all-time record of 8-5 (.615) against the Eagles, the Chargers host Philadelphia having won three of the last four contests in the series. The Chargers hold a 7-1 mark all-time against the Eagles when scoring at least 20 points.</p>
 <p><b>ALL-TIME:</b> 5-8-0  <b>HOME:</b> 2-6-0  <b>AWAY:</b> 3-2-0  <b>LAST:</b> L, 20-17 — 2023 vs. Cowboys</p>	<p><b>OVERALL:</b> 1-1-0  <b>HOME:</b> 1-0-0  <b>AWAY:</b> 0-1-0  <b>STANDING:</b> 3rd NFC East</p>	<p>Los Angeles head to Dallas to play the Cowboys for the first time in the regular season since 2017. The Bolts have won four of the last seven games against Dallas, including a 22-point victory in Dallas on Thanksgiving in 2017.</p>
 <p><b>ALL-TIME:</b> 6-3-0  <b>HOME:</b> 2-2-0  <b>AWAY:</b> 4-1-0  <b>LAST:</b> W, 34-24 — 2022 at Texans</p>	<p><b>OVERALL:</b> 0-2-0  <b>HOME:</b> 0-1-0  <b>AWAY:</b> 0-1-0  <b>STANDING:</b> 3rd AFC South</p>	<p>The Chargers host the Texans for the first time since 2019 sporting a 6-3 record all-time in the regular season against Houston. The Bolts have eclipsed 20 points in each of those regular-season contests against the Texans.</p>

# CHARGERS-BRONCOS SERIES HISTORY

## SERIES BREAKDOWN

<b>All-Time Series Record</b> . . . . .	57-73-1 (.439)
<b>Regular Season Series Record</b> . . . . .	57-72-1 (.442)
<b>Chargers All-Time vs. Broncos</b> . . . . .	38-27-0 (.585)
<b>Current Streak</b> . . . . .	W, Two (2) games
<b>Last Meeting</b> . . . . .	Dec. 19, 2024 – W, 34-27
<b>Longest Chargers Win Streak</b> . . . . .	Six (6) games (1963-66)
<b>Longest Broncos Win Streak</b> . . . . .	Seven (7) games (1975-78)
<b>Head Coach Jim Harbaugh vs. Broncos*</b> . . . . .	4-3 (.571)
<b>Most Career GP vs. Broncos</b> . . . . .	WR K.Allen/OLB K.Mack (15)

\*Including years as a player

## TEAM SUPERLATIVES AGAINST BRONCOS

<b>Most Points Scored</b> . . . . .	58 – Dec. 22, 1963 vs. Den.
<b>Fewest Points Allowed</b> . . . . .	0 – Last: Oct. 22, 2017 vs. Den.
<b>Average Points Scored</b> . . . . .	21.5
<b>Average Points Allowed</b> . . . . .	21.3
<b>Most Points (Combined)</b> . . . . .	84 – Oct. 6, 1963 at Den.
<b>Fewest Points (Combined)</b> . . . . .	7 – Oct. 7, 1979 at Den.
<b>Largest Margin of Victory</b> . . . . .	38 – Dec. 22, 1963 vs. Den.
<b>Most Total Net Yards</b> . . . . .	581 – Oct. 20, 1968 vs. Den.
<b>Fewest Total Net Yards Allowed</b> . . . . .	156 – Oct. 8, 1978 vs. Den.
<b>Most First Downs</b> . . . . .	31 – Nov. 27, 1983 vs. Den.
<b>Fewest First Downs Allowed</b> . . . . .	11 – Last: Nov. 9, 1980 vs. Den.
<b>Most Net Passing Yards</b> . . . . .	384 – Nov. 18, 2018 vs. Den.
<b>Fewest Net Passing Yards Allowed</b> . . . . .	8 – Nov. 30, 1975 at Den.
<b>Most Rushing Yards</b> . . . . .	289 – Dec. 28, 2008 vs. Den.
<b>Fewest Rushing Yards Allowed</b> . . . . .	18 – Dec. 12, 2013 at Den.
<b>Most Takeaways</b> . . . . .	7 – Sept. 21, 1980 at Den.
<b>Fewest Giveaways</b> . . . . .	0 – Last: Oct. 13, 2024 at Den.

## MOST RECENT SINGLE-GAME HIGHS

Category	Date	Opp./Loc.	Player	No.
<b>Completions</b>	Oct. 17, 2022	vs. Den.	J.Herbert	37
<b>Comp. Pct.*</b>	Nov. 22, 2009	at Den.	P.Rivers	77.3
<b>Passing Yards</b>	Nov. 18, 2018	vs. Den.	P.Rivers	401
<b>Passing TDs</b>	Dec. 1, 1968	at Den.	J.Hadl	5
<b>Passer Rating*</b>	Dec. 28, 2008	vs. Den.	P.Rivers	141.0
<b>Rushing Yards</b>	Dec. 1, 2002	vs. Den.	L.Tomlinson	220
<b>Rushing TDs</b>	Nov. 29, 1981	vs. Den.	C.Muncie	4
<b>Receptions</b>	Oct. 6, 2019	vs. Den.	A.Ekeler	15
<b>Receiving Yards</b>	Sept. 11, 1965	vs. Den.	L.Alworth	211
<b>Receiving TDs</b>	Dec. 1, 1968	at Den.	L.Alworth	4
<b>Scrim. Yards</b>	Dec. 1, 2002	vs. Den.	L.Tomlinson	271
<b>Scrim. TDs</b>	Nov. 19, 2006	at Den.	L.Tomlinson	4
<b>Tackles</b>	Dec. 5, 2004	vs. Den.	D.Edwards	20
<b>Sacks</b>	Dec. 22, 1991	vs. Den.	L.O'Neal	4.0
<b>Interceptions</b>	Sept. 24, 1972	vs. Den.	J.Beauchamp	3
<b>FGs Made</b>	Oct. 9, 2011	at Den.	N.Novak	5
<b>Net Punt Avg.**</b>	Dec. 10, 2023	vs. Den.	J.Scott	57.4

\*Min. 20 Pass Attempts

\*\*Min. Three Punts

## ALL-TIME GAMES AGAINST BRONCOS

Date	Opponent	Result	Venue
Oct. 16, 1960	at Denver	W, 23-19	Bears Stadium
Dec. 10, 1960	vs. Denver	W, 41-33	L.A. Memorial Coliseum
Oct. 29, 1961	vs. Denver	W, 37-0	Balboa Stadium
Nov. 12, 1961	at Denver	W, 19-16	Bears Stadium
Sept. 7, 1962	at Denver	L, 30-21	Bears Stadium
Nov. 4, 1962	vs. Denver	L, 23-20	Balboa Stadium
Oct. 6, 1963	at Denver	L, 50-34	Bears Stadium
Dec. 22, 1963	vs. Denver	W, 58-20	Balboa Stadium
Oct. 18, 1964	vs. Denver	W, 42-14	Balboa Stadium
Nov. 8, 1964	at Denver	W, 31-20	Bears Stadium
Sept. 11, 1965	vs. Denver	W, 34-31	Balboa Stadium
Nov. 7, 1965	at Denver	W, 35-21	Bears Stadium
Oct. 30, 1966	vs. Denver	W, 24-17	Balboa Stadium
Nov. 27, 1966	at Denver	L, 20-17	Bears Stadium
Oct. 22, 1967	at Denver	W, 38-21	Bears Stadium
Nov. 23, 1967	vs. Denver	W, 24-20	San Diego Stadium
Oct. 20, 1968	vs. Denver	W, 55-24	San Diego Stadium
Dec. 1, 1968	at Denver	W, 47-23	Mile High Stadium
Nov. 2, 1969	at Denver	L, 13-0	Mile High Stadium
Nov. 23, 1969	vs. Denver	W, 45-24	San Diego Stadium
Nov. 8, 1970	vs. Denver	W, 24-21	San Diego Stadium
Dec. 13, 1970	at Denver	T, 17-17	Mile High Stadium
Oct. 17, 1971	at Denver	L, 20-16	Mile High Stadium
Dec. 12, 1971	vs. Denver	W, 45-17	San Diego Stadium
Sept. 24, 1972	vs. Denver	W, 37-14	San Diego Stadium
Dec. 10, 1972	at Denver	L, 38-13	Mile High Stadium
Nov. 11, 1973	at Denver	L, 30-19	Mile High Stadium
Dec. 9, 1973	vs. Denver	L, 42-28	San Diego Stadium
Oct. 20, 1974	at Denver	L, 27-7	Mile High Stadium
Dec. 15, 1974	vs. Denver	W, 17-0	San Diego Stadium
Nov. 16, 1975	vs. Denver	L, 27-17	San Diego Stadium
Nov. 30, 1975	at Denver	L, 13-10 (OT)	Mile High Stadium
Oct. 3, 1976	at Denver	L, 26-0	Mile High Stadium
Nov. 14, 1976	vs. Denver	L, 17-0	San Diego Stadium
Nov. 13, 1977	vs. Denver	L, 17-14	San Diego Stadium
Dec. 11, 1977	at Denver	L, 17-9	Mile High Stadium
Sept. 17, 1978	at Denver	L, 27-14	Mile High Stadium
Oct. 8, 1978	vs. Denver	W, 23-0	San Diego Stadium
Oct. 7, 1979	at Denver	L, 7-0	Mile High Stadium
Dec. 17, 1979	vs. Denver	W, 17-7	San Diego Stadium
Sept. 21, 1980	at Denver	W, 30-13	Mile High Stadium
Nov. 9, 1980	vs. Denver	L, 20-13	Jack Murphy Stadium
Sept. 27, 1981	at Denver	L, 42-24	Mile High Stadium
Nov. 29, 1981	vs. Denver	W, 34-17	Jack Murphy Stadium
Sept. 12, 1982	at Denver	W, 23-3	Mile High Stadium
Nov. 28, 1982	vs. Denver	W, 30-20	Jack Murphy Stadium
Oct. 23, 1983	at Denver	L, 14-6	Mile High Stadium
Nov. 27, 1983	vs. Denver	W, 31-7	Jack Murphy Stadium
Nov. 11, 1984	vs. Denver	L, 16-13	Jack Murphy Stadium
Dec. 9, 1984	at Denver	L, 16-13	Mile High Stadium
Nov. 3, 1985	vs. Denver	W, 30-10	Jack Murphy Stadium
Nov. 17, 1985	at Denver	L, 30-24 (OT)	Mile High Stadium
Oct. 12, 1986	vs. Denver	L, 31-14	Jack Murphy Stadium
Nov. 9, 1986	at Denver	W, 9-3	Mile High Stadium

# CHARGERS-BRONCOS SERIES HISTORY

## ALL-TIME GAMES AGAINST BRONCOS

Date	Opponent	Result	Venue
Nov. 29, 1987	vs. Denver	L, 31-17	Jack Murphy Stadium
Dec. 27, 1987	at Denver	L, 24-0	Mile High Stadium
Sept. 11, 1988	at Denver	L, 34-3	Mile High Stadium
Oct. 2, 1988	vs. Denver	L, 12-0	Jack Murphy Stadium
Oct. 8, 1989	at Denver	L, 16-10	Mile High Stadium
Dec. 24, 1989	vs. Denver	W, 19-16	Jack Murphy Stadium
Nov. 11, 1990	vs. Denver	W, 19-7	Jack Murphy Stadium
Dec. 16, 1990	at Denver	L, 20-10	Mile High Stadium
Sept. 22, 1991	at Denver	L, 27-19	Mile High Stadium
Dec. 22, 1991	vs. Denver	L, 17-14	Jack Murphy Stadium
Sept. 13, 1992	at Denver	L, 21-13	Mile High Stadium
Oct. 25, 1992	vs. Denver	W, 24-21	Jack Murphy Stadium
Sept. 12, 1993	at Denver	L, 34-17	Mile High Stadium
Dec. 5, 1993	vs. Denver	W, 13-10	Jack Murphy Stadium
Sept. 4, 1994	at Denver	W, 37-34	Mile High Stadium
Oct. 23, 1994	vs. Denver	L, 20-15	Jack Murphy Stadium
Sept. 24, 1995	vs. Denver	W, 17-6	Jack Murphy Stadium
Nov. 19, 1995	at Denver	L, 30-27	Mile High Stadium
Oct. 6, 1996	at Denver	L, 28-17	Mile High Stadium
Dec. 22, 1996	vs. Denver	W, 16-10	Jack Murphy Stadium
Nov. 30, 1997	vs. Denver	L, 38-28	Qualcomm Stadium
Dec. 21, 1997	at Denver	L, 38-3	Mile High Stadium
Nov. 8, 1998	at Denver	L, 27-10	Mile High Stadium
Nov. 29, 1998	vs. Denver	L, 31-16	Qualcomm Stadium
Nov. 7, 1999	vs. Denver	L, 33-17	Qualcomm Stadium
Jan. 2, 2000	at Denver	W, 12-6	Mile High Stadium
Oct. 8, 2000	vs. Denver	L, 21-7	Qualcomm Stadium
Nov. 19, 2000	at Denver	L, 38-37	Mile High Stadium
Oct. 21, 2001	vs. Denver	W, 27-10	Qualcomm Stadium
Nov. 11, 2001	at Denver	L, 26-16	Invesco Field at Mile High
Oct. 6, 2002	at Denver	L, 26-9	Invesco Field at Mile High
Dec. 1, 2002	vs. Denver	W, 30-27 (OT)	Qualcomm Stadium
Sept. 14, 2003	vs. Denver	L, 37-13	Qualcomm Stadium
Nov. 16, 2003	at Denver	L, 37-8	Invesco Field at Mile High
Sept. 26, 2004	at Denver	L, 23-13	Invesco Field at Mile High
Dec. 5, 2004	vs. Denver	W, 20-17	Qualcomm Stadium
Sept. 18, 2005	at Denver	L, 20-17	Invesco Field at Mile High
Dec. 31, 2005	vs. Denver	L, 23-7	Qualcomm Stadium
Nov. 19, 2006	at Denver	W, 35-27	Invesco Field at Mile High
Dec. 10, 2006	vs. Denver	W, 48-20	Qualcomm Stadium
Oct. 7, 2007	at Denver	W, 41-3	Invesco Field at Mile High
Dec. 24, 2007	vs. Denver	W, 23-3	Qualcomm Stadium

## ALL-TIME GAMES AGAINST BRONCOS

Date	Opponent	Result	Venue
Sept. 14, 2008	at Denver	L, 39-38	Invesco Field at Mile High
Dec. 28, 2008	vs. Denver	W, 52-21	Qualcomm Stadium
Oct. 19, 2009	vs. Denver	L, 34-23	Qualcomm Stadium
Nov. 22, 2009	at Denver	W, 32-3	Invesco Field at Mile High
Nov. 22, 2010	vs. Denver	W, 35-14	Qualcomm Stadium
Jan. 2, 2011	at Denver	W, 33-28	Invesco Field at Mile High
Oct. 9, 2011	at Denver	W, 29-24	Sports Auth. Fld. at Mile High
Nov. 27, 2011	vs. Denver	L, 16-13 (OT)	Qualcomm Stadium
Oct. 15, 2012	vs. Denver	L, 35-24	Qualcomm Stadium
Nov. 18, 2012	at Denver	L, 30-23	Sports Auth. Fld. at Mile High
Nov. 10, 2013	vs. Denver	L, 28-20	Qualcomm Stadium
Dec. 12, 2013	at Denver	W, 27-20	Sports Auth. Fld. at Mile High
Jan. 12, 2014	at Denver*	L, 24-17	Sports Auth. Field at Mile High
Oct. 23, 2014	at Denver	L, 35-21	Sports Auth. Field at Mile High
Dec. 14, 2014	vs. Denver	L, 22-10	Qualcomm Stadium
Dec. 6, 2015	vs. Denver	L, 17-3	Qualcomm Stadium
Jan. 3, 2016	at Denver	L, 27-20	Sports Auth. Fld. at Mile High
Oct. 13, 2016	vs. Denver	W, 21-13	Qualcomm Stadium
Oct. 30, 2016	at Denver	L, 27-19	Sports Auth. Field at Mile High
Sept. 11, 2017	at Denver	L, 24-21	Sports Auth. Field at Mile High
Oct. 22, 2017	vs. Denver	W, 21-0	StubHub Center
Nov. 18, 2018	vs. Denver	L, 23-22	StubHub Center
Dec. 30, 2018	at Denver	W, 23-9	Broncos Stadium at Mile High
Oct. 6, 2019	vs. Denver	L, 20-13	Dignity Health Sports Park
Dec. 1, 2019	at Denver	L, 23-20	Empower Field at Mile High
Nov. 1, 2020	at Denver	L, 31-30	Empower Field at Mile High
Dec. 27, 2020	vs. Denver	W, 19-16	SoFi Stadium
Nov. 28, 2021	at Denver	L, 28-13	Empower Field at Mile High
Jan. 2, 2022	vs. Denver	W, 34-13	SoFi Stadium
Oct. 17, 2022	vs. Denver	W, 19-16 (OT)	SoFi Stadium
Jan. 8, 2023	at Denver	L, 31-28	Empower Field at Mile High
Dec. 10, 2023	vs. Denver	L, 24-7	SoFi Stadium
Dec. 31, 2023	at Denver	L, 16-9	Empower Field at Mile High
Oct. 13, 2024	at Denver	W, 23-16	Empower Field at Mile High
Dec. 19, 2024	vs. Denver	W, 34-27	SoFi Stadium

*^Ties were not counted in winning percentage until the 1972 season.  
Ties prior to 1972 are not calculated into the series winning percentage.  
\*AFC Divisional*

# THE MATCHUP

## AT THE HELM



### JIM HARBAUGH

#### Chargers Head Coach

Overall Record: 62-29-1 (.679)  
 Reg. Season Record: 57-25-1 (.693)  
 Postseason Record: 13-9-0 (.591)  
 Record vs. DEN: 4-3 (.571)  
 Home Record: 29-11-1 (.720)

Hometown: Toledo, Oh.  
 College: Michigan — '87

The Los Angeles Chargers hired Jim Harbaugh as the 19th head coach in franchise history, returning the former Bolts quarterback from the 1999 and 2000 seasons to Southern California. Harbaugh posted a 144-52 record as a collegiate head coach and has a 60-29-1 record as an NFL head coach. As head coach, Harbaugh led the Michigan Wolverines to a National Championship, while previously coaching the San Francisco 49ers to three-straight NFC Championship Games, including an appearance in Super Bowl XLVII.

In five seasons as an NFL head coach, Harbaugh has coached 21 players to a combined 34 Pro Bowl appearances. Among coaches with at least 60 games coached, his .685 winning percentage in the regular season (55-25-1 record) is the eighth-best in NFL history. Harbaugh's teams have allowed just 17.5 points per game in those five seasons, the fifth-best mark for any NFL head coach with at least 75 games coached since the 1970 NFL-AFL Merger.

Harbaugh played quarterback at the University of Michigan, finishing his career as one of the most efficient passers in college football history. He posted a 21-3-1 record as a starter for the Wolverines, earning first-team All-American honors and finishing third in voting for the Heisman Trophy in 1986. Harbaugh paced the nation in 1985 in passing efficiency rating, while his career passing efficiency rating ranked as the best in NCAA history for more than 12 years following his time at Michigan.

A native of Toledo, Ohio, Harbaugh and his wife, Sarah, have two daughters — Addison and Katherine — and two sons — Jack and John. He also has three adult children — Jay, James Jr., and Grace. Harbaugh's son, Jay, is the special teams coordinator for the Seattle Seahawks. He is also the younger brother of Baltimore Ravens Head Coach John Harbaugh, and the two are sons of Jack and Jackie Harbaugh.



### SEAN PAYTON

#### Broncos Head Coach

Overall Record: 180-115-0 (.610)  
 Reg. Season Record: 171-106-0 (.617)  
 Postseason Record: 9-9 (.500)  
 Record vs. LAC: 6-2 (.750)  
 Road Record: 82-64-0 (.562)

Hometown: Naperville, Ill.  
 College: Eastern Illinois — '87

Sean Payton enters his third season with the Denver Broncos after being named the 20th head coach in franchise history on Feb. 3, 2023, by Owner and CEO Greg Penner.

One of the winningest coaches and brightest offensive minds in NFL history, Payton enters his 18th season as a head coach after transforming the New Orleans Saints into a perennial contender for 15 seasons (2006-11, '13-21). Leading the Saints to a victory in Super Bowl XLIV in 2009, Payton has 179 career wins as a head coach (170 regular season, 9 playoffs), which is the 18th-most in NFL history (5th among active HCs).

Since his arrival in 2023, Payton has led the Broncos to an 18-16 regular-season record as well as their first playoff appearance since 2015 after guiding the club to a 10-7 record in 2024. Denver's offense has also ranked in the Top-10 in interceptions (5th, 21), touchdown passes (9th, 58), total touchdowns (T-9th, 47) and points per game (10th, 25.0) among all NFL teams in that span.

A three-time Associated Press All-American quarterback at Eastern Illinois University, Payton played professionally in 1987 following his four seasons at EIU from 1982-86. He had stints with the Chicago Bears, Chicago Bruins (Arena Football League) and Ottawa Rough Riders (Canadian Football League) that year before beginning his coaching year.

## 2025 REGULAR SEASON TEAM RANKINGS



**2-0**  
**1st (AFC West)**



**1-1**  
**T-2nd (AFC West)**

### OFFENSE (NFL RANK)

23.5 (T-11th) ..... Points Per Game ..... 20.0 (T-9th)  
 355.5 (9th) ..... Net Yds. Per Game ..... 320.5 (T-17th)  
 85.5 (25th) ..... Net Rushing Yds. Per Game ..... 134.5 (10th)  
 270.0 (4th) ..... Net Passing Yds. Per Game ..... 186.0 (25th)  
 6.08 (6th) ..... Scrimmage Yds. Per Play ..... 5.13 (19th)  
 0/0 ..... Opp. Interceptions/Return Yds. .... 3/16  
 5/20 ..... Sacks Allowed/Yds. .... 1/10  
 3/1 ..... Fumbles/Lost ..... 2/2  
 45.83% (9th) ..... Third Down Pct. .... 41.67% (15th)  
 42.86% (25th) ..... Red Zone TD Pct. .... 66.67% (T-10th)  
 30:31 (14th) ..... Time of Possession Avg. .... 29:55 (16th)  
 1 (T-7th) ..... Giveaways. .... 5 (T-30th)

### DEFENSE (NFL RANK)

15.0 (3rd) ..... Points Per Game ..... 20.5 (18th)  
 282.5 (7th) ..... Net Yds. Per Game ..... 303.0 (12th)  
 83.0 (8th) ..... Net Rushing Yds. Per Game ..... 119.0 (20th)  
 199.5 (16th) ..... Net Passing Yds. Per Game ..... 184.0 (20th)  
 4.59 (7th) ..... Scrimmage Yds. Per Play ..... 4.97 (10th)  
 3/8 ..... Interceptions/ Return Yds. .... 0/0  
 5/39 ..... Sacks/Yds. .... 7/60  
 2/0 ..... Opp. Fumbles/Lost ..... 2/2  
 43.75% (20th) ..... Third Down Pct. .... 29.63% (2nd)  
 16.67% (1st) ..... Red Zone TD Pct. .... 25.00% (T-2nd)  
 3 (T-7th) ..... Takeaways. .... 2 (T-11th)

**+2 (T-4th) ..... TURNOVER MARGIN ..... -3 (T-28th)**

### SPECIAL TEAMS (NFL RANK)

52.8 (3rd) ..... Punts-Avg. Yds. (Gross) ..... 46.3 (T-22nd)  
 48.4 (3rd) ..... Punts-Avg. Yds. (Net) ..... 43.7 (9th)  
 7.0 (26th) ..... Punt Returns-Avg. Per. .... 11.8 (13th)  
 7.3 (8th) ..... Punt Returns-Avg. Per Allowed. .... 5.3 (6th)  
 24.5 (18th) ..... Kickoff Returns-Avg. Per ..... 25.5 (13th)  
 26.4 (23rd) ..... Kickoff Returns-Avg. Per Allowed. ... 31.6 (32nd)  
 4/4 (T-11th) ..... Field Goals Made/Attempted. ... 2/2 (T-23rd)

### PENALTIES (NFL RANK)

12/82 (T-8th) ..... Penalties Against/Yds. .... 14/128 (T-15th)

# THE MATCHUP

## WITHIN STRIKING DISTANCE

### WR Keenan Allen

- Needs 14 receptions to reach 1,000 for his career becoming the 16th player in NFL history to eclipse that mark.
  - If accomplished within his first 12 games played of the season, would be the fastest player to reach 1,000 career catches in NFL history.
- Needs 20 receptions to be the only player in NFL history to catch 400 passes from multiple passers (520 from QB Philip Rivers, currently 380 from QB Justin Herbert).
- Needs two touchdown receptions to reach 70 for his career.

### WR Derius Davis

- Needs six punt returns to reach 50 for his career, becoming eligible for the team record books with the highest punt return average in franchise history.

### K Cameron Dicker

- With his next field goal attempt, will have 100 attempts as a Charger, making him eligible to be the most accurate kicker in team history for the team record books.
- Needs five made field goals to reach 100 for his career.
- Needs three made extra points to reach 100 for his career.
- Needs 18 points scored to reach 400 for his career.

### OLB Bud Dupree

- With a start on Sunday, would reach 100 career starts.

### QB Justin Herbert

- Needs 11 pass completions to reach 2,000 for his career. With Sunday marking his 82nd career game, would become the second-fastest player to reach that mark in NFL history, trailing only Patrick Mahomes (81 games).
  - At 27 years, 195 days old on Sunday, Herbert would surpass Drew Bledsoe (27 years, 239 days) as the youngest player ever to reach 2,000 career completions.
- Needs one rushing touchdown and one passing touchdown to tie Hall of Fame QB John Hadl for the most such performances in Chargers history (12 games).

### CB Donte Jackson

- Needs three passes defended to reach 60 for his career.

### S Derwin James Jr.

- Needs three sacks and an interception to be the sixth NFL player and first defensive back since at least 2000 to have 600 tackles, 20.0 sacks and 10 interceptions within their first eight pro seasons.

### WR Quentin Johnston

- Needs a touchdown to extend his streak of games with a receiving score to three-straight, becoming the first Charger with touchdown grabs in each of the first three weeks of a season since WR Mike Williams in 2021.

### OLB Khalil Mack

- Needs 1.5 sacks to reach 110.0 for his career and become the second player to do so since he entered the NFL in 2014.
- Needs 3.0 sacks to join Hall of Fame LB Kevin Greene as the only players with 35-plus sacks with three different franchises.

### WR Ladd McConkey

- Needs seven receptions to reach 100 for his career.

### DB Elijah Molden

- Sunday would mark the 50th game played of his career.
- With a start on Sunday, would reach 30 career starts.

## 2025 INDIVIDUAL LEADERS



2-0

1st (AFC West)



1-1

T-2nd (AFC West)

### PASSING YARDS

Herbert ..... 560      Nix ..... 382

### RUSHING YARDS

Hampton ..... 72      Dobbins ..... 139  
 Herbert ..... 63      Harvey ..... 78  
 Harris ..... 33      Nix ..... 38

### RECEIVING YARDS

Johnston ..... 150      Franklin ..... 133  
 Allen ..... 129      Sutton ..... 67  
 McConkey ..... 122      Mims ..... 36  
 Conklin ..... 50      Badie ..... 35

### POINTS SCORED

Johnston ..... 18      Lutz ..... 12  
 Dicker ..... 17      Dobbins ..... 12  
 Allen ..... 12      Four others ..... 6

### INTERCEPTIONS

Henley ..... 1      —  
 Jackson ..... 1  
 Jefferson ..... 1

### SACKS

Henley ..... 2.0      Strnad ..... 2.0  
 Mack ..... 1.0      Elliss ..... 1.0  
 Two others ..... 1.0      Four others ..... 1.0

### TACKLES (SOLO)

Henley ..... 18 (10)      Hufanga ..... 21 (12)  
 James Jr. .... 14 (8)      Singleton ..... 14 (6)  
 Still ..... 12 (10)      Jones ..... 14 (5)  
 Gilman ..... 12 (6)      Moss ..... 12 (9)

### KICKOFF RETURNS (AVG.)

Haskins ..... 5 (23.6)      Mims ..... 5 (26.8)

### PUNT RETURNS (AVG.); FC

Davis ..... 1 (7.0); 2      Mims ..... 4 (11.8); 3

### FIELD GOALS

Dicker ..... 4-4 (100.0%)      Carlson ..... 2-3 (66.7%)

### PUNTS (GROSS/NET AVG.)

Scott ..... 5 (52.8/48.4)      Crawshaw ..... 6 (46.3/43.7)

\*Player no longer with team.

# CHARGERS-BRONCOS CONNECTIONS

## COLLEGE CONNECTIONS

	LAC	RB Najee Harris	2017-20
	LAC	DL Da'Shawn Hand	2014-17
	LAC	P JK Scott	2014-17
	LAC	C Bradley Bozeman	2013-17
	LAC	DL Justin Eboigbe	2019-23
	DEN	OLB Que Robinson	2020-24
	DEN	CB Pat Surtain II	2018-20
	DEN	<u>Keary Colbert</u>	2014-15
	DEN	<u>Brian Niedermeyer</u>	2016-17
	DEN	<u>Isaac Shewmaker</u>	2016-19


	LAC	QB Justin Herbert	2016-19
	LAC	LB Troy Dye	2016-19
	LAC	CB Nikko Reed	2023-24
	LAC	DL Jamaree Caldwell	2024
	DEN	<u>Taylor Porter</u>	2024
	DEN	C Alex Forsyth	2017-22
	DEN	WR Troy Franklin	2021-23
	DEN	QB Bo Nix	2022-23


	LAC	OLB Tuli Tuipulotu	2020-22
	DEN	S Talanoa Hufanga	2018-20


	LAC	S Derwin James Jr.	2015-17
	DEN	<u>Addison Lynch</u>	2012-17

	LAC	DB Elijah Molden	2017-20
	LAC	TE Will Dissly	2014-17
	DEN	C Luke Wattenberg	2016-21


	LAC	Jesse Minter	2013-16
	LAC	Rick Minter	2016
	DEN	K Will Lutz	2012-15
	DEN	<u>Keary Colbert</u>	2013


	LAC	K Cameron Dicker	2018-21
	DEN	CB Jahdae Barron	2020-2024
	DEN	QB Sam Ehlinger	2017-20
	DEN	S Brandon Jones	2016-19
	DEN	S P.J. Locke	2015-18

	LAC	Ben Herbert	2013-17
	DEN	LB Dre Greenlaw	2015-18

	LAC	FB/DL Scott Matlock	2018-22
	DEN	S JL Skinner	2019-22
	DEN	Jeff Schmedding	2019-20

	LAC	Mike Hiestand	2014
	LAC	Mike Elston	2010-21
	DEN	T Mike McGlinchey	2013-16

	LAC	Robert Muschamp	2019-20
	DEN	<u>Brian Niedermeyer</u>	2018-20
	DEN	<u>Isaac Shewmaker</u>	2020

	LAC	Dylan Roney	2020
	DEN	T Alex Palczewski	2017-22

## NOTEWORTHY BONDS

Chargers **Head Coach Jim Harbaugh** and Broncos **Head Coach Sean Payton** shared a quarterback room as players in 1987 with the Chicago Bears. Harbaugh and **Broncos Defensive Coordinator Vance Joseph** were teammates with the Indianapolis Colts during the 1996 season.

Broncos **Offensive Coordinator Joe Lombardi** (2021-22), **Senior Offensive Assistant Pete Carmichael** (2002-05), **Cornerbacks Coach Addison Lynch** (2018-20) and **Linebackers Coach Isaac Shewmaker** (2021-22) all spent time with the Chargers.

Chargers **Assistant Special Teams Coach Chris Gould** spent a large portion of his coaching career in Denver serving as a coaching assistant from 2015-16, winning Super Bowl 50 in his first season with the club, and the assistant special teams coach from 2017-21.

Chargers **P JK Scott** (2014-17), **C Bradley Bozeman** (2013-17), **DL Da'Shawn Hand** (2014-17) Broncos **CB Levi Wallace** (2014-17) will meet again on Sunday. The group appeared in three consecutive College Football Playoff National Championship games at Alabama, winning twice in 2015 and 2017 with Chargers **RB Najee Harris** joining them for the 2017 championship. Chargers **DL Justin Eboigbe** (2019-23), **Harris**, Broncos **CB Pat Surtain II** (2018-20), and **OLB Que Robinson** (2020-24) were apart of the 2020 CFP National Championship team at Alabama.


Chargers **QB Justin Herbert** (2016-19), **LB Troy Dye** (2016-19) and Broncos **C Alex Forsyth** (2017-22) spent three seasons together at Oregon and won the 2019 Rose Bowl. Bolts **CB Nikko Reed** played alongside Broncos **WR Troy Franklin** and **QB Bo Nix** contributed to a successful 2023 season for the Ducks, going on to win the Vrbo Fiesta Bowl.

Chargers **TE Oronde Gadsden** goes all the way back to his first high school season with Broncos **CB Pat Surtain II**. Gadsden joined the American Heritage High School team, coached by Surtain's Former All-Pro NFL father Patrick Surtain, while Surtain II was a senior. The two future NFL players lined up against each other regularly during practice.

Broncos **RB J.K. Dobbins** joined the Bolts in Los Angeles for the 2024 season leading their backfield in rushing attempts (195), yards (905) and touchdowns (nine).

Chargers **Defensive Assistant Mike Hiestand** first broke into the NFL coaching ranks by contributing to the defensive coaching staff's operations in a supporting role with the Broncos for three seasons (2019-21).

## PRO CONNECTIONS

General Manager Joe Hortiz (1998-23)  G Ben Powers (2019-22)  
 Offensive Coord. Greg Roman (2017-22)  
 Defensive Coord. Jesse Minter (2017-20)  
 Run-Game Coord./TEs Andy Bischoff (2015-20)  
 Offensive Line Coach Mike Devlin (2022-23)  
 C Bradley Bozeman (2018-21)  
 LB Del'Shawn Phillips (2022-23)

Assistant GM Chad Alexander (2019-23)  DL John Franklin-Myers (2020-23)  
 T Mekhi Becton (2020-23)  
 LB Del'Shawn Phillips (2021)  
 TE Tyler Conklin (2022-24)

Quarterbacks Coach Shane Day (2019-20)  T Mike McGlinchey (2018-22)  
 QB Trey Lance (2021-23)  LB Dre Greenlaw (2019-24)  
 WR Trent Sherfield Sr. (2021)  
 S Talanoa Hufanga (2021-24)

Offensive Asst. Josh Hammond (2022-23)  QB Jarrett Stidham (2019-20)

Run-Game Coord./TEs Andy Bischoff (2015-20)  T Matt Peart (2020-23)

Passing Game Coord. Marcus Brady (2018-22)  QB Sam Ehlinger (2021-23)

DL Da'Shawn Hand (2023-24)  S Brandon Jones (2020-23)  
 DL Tear Tart (2024)

C Andre James (2019-24)  QB Jarrett Stidham (2022)

Underlined indicates coaching or administrative roles.

*Italicized* indicates coaches who were players at the time.

# JOE HORTIZ

## PLAYER OF THE WEEK HONORS

One of the NFL's top talent evaluators for the last quarter century, **Joe Hortiz** brought his shrewd eye for talent and roster construction to the Chargers in his first season as General Manager — as the Bolts featured a pair of players acquired or extended by Hortiz that earned AFC Player of the Week recognition.

In his first draft as GM, Hortiz selected **CB Tarheeb Still** in the fifth round. The Maryland product turned in a breakout performance in Los Angeles' Week 13 victory over Atlanta, becoming the first Chargers rookie to win AFC Defensive Player of the Week since 2007. He led all NFL players in Week 13 with two interceptions, including one that he returned 61 yards for a touchdown that proved to be the winning score.

Hortiz extended **K Cameron Dicker** right before the 2024 season, locking in the most accurate kicker in NFL history for the Bolts for the foreseeable future. Dicker capped his 2024 campaign with back-to-back AFC Special Teams Player of the Week awards in Weeks 17 and 18. He was the only player in 2024 to win any Player of the Week honor in back-to-back weeks. Over those two games, Dicker led all NFL players with 30 points scored and eight field goals made.

### CHARGERS TO WIN AFC PLAYER OF THE WEEK, ACQUIRED OR EXTENDED SINCE 2024

Season	Player	Phase	Week
2024	CB Tarheeb Still	Defense	Week 13 at Atl.
	K Cameron Dicker	Special Teams	Week 17 at N.E.
	K Cameron Dicker	Special Teams	Week 18 at L.V.



## PFWA SUPERLATIVES

Joe Hortiz made his first draft choice as a general manager with the No. 5 overall pick of the 2024 NFL Draft, selecting **T Joe Alt**. Alt turned in a stellar rookie campaign, becoming one of the top tackles in the AFC, earning All-Rookie recognition from the *Professional Football Writers of America*.

Below is a look at Hortiz's draft picks that have been recognized by the *PFWA* as All-NFL, All-AFC or All-Rookie:

### CHARGERS DRAFT PICK SUPERLATIVES FROM PFWA WHILE WITH TEAM, SINCE 2024

Drafted	Player	All-NFL	All-AFC	All-Rookie
2024	T Joe Alt	0	0	1

# JIM HARBAUGH

## A PROVEN WINNER

Fresh off coaching his alma mater, the University of Michigan, to a 15-0 season and CFP National Championship in 2023, **Jim Harbaugh** continued his culture of winning with the Bolts, leading the Chargers to an 11-6 record in his first season as head coach. He began his second season with a 2-0 record for the second-straight year. Harbaugh has six straight victories on Kickoff Weekend, the longest winning streak on Kickoff Weekend among active NFL head coaches.

He now has a 57-25-1 record (.693 pct.) as an NFL head coach, the seventh-best winning percentage in history among NFL head coaches with at least 60 games coached.

### HEAD COACH WINNING PCT., REGULAR SEASON, MIN. 60 GAMES COACHED, NFL HISTORY

Rk.	Teams	Coach	W	L	T	Pct.
1.	Four Teams*	Guy Chamberlin	58	16	7	.784
2.	Oak.	John Madden	103	32	7	.759
3.	G.B./Was.	Vince Lombardi	96	34	6	.738
4.	Was.	Ray Flaherty	54	21	3	.720
5.	Phi.	Nick Sirianni	50	20	0	.714
6.	LAR/Was.	George Allen	116	47	5	.712
7.	<b>S.F./LAC</b>	<b>Jim Harbaugh</b>	<b>57</b>	<b>25</b>	<b>1</b>	<b>.693</b>
8.	Cle.	Blanton Collier	76	34	2	.691
9.	Three Teams**	George Halas	318	148	31	.682
10.	BalC***/Mia.	Don Shula	328	156	6	.677

\*Canton Bulldogs/Cleveland Bulldogs/  
Frankford Yellow Jackets/Chicago Cardinals  
\*\*Decatur Staleys/Chicago Staleys/Chicago Bears  
\*\*\*Baltimore Colts

Over his NFL coaching career, Harbaugh's teams have allowed just 17.5 points per game, the fifth-best rate for any head coach with at least 80 games coached since the 1970 NFL-AFL Merger.

### POINTS ALLOWED PER GAME, HEAD COACHES, REGULAR SEASON, MIN. 80 GAMES COACHED, NFL, SINCE 1970

Rank	Team/s	Coach	Points Allowed/Game
1.	LAR/Was.	George Allen	15.1
2.	Min.	Bud Grant	17.1
3.	Bal.	Brian Billick	17.3
4.	Oak.	John Madden	17.4
5.	<b>S.F./LAC</b>	<b>Jim Harbaugh</b>	<b>17.4</b>
6.	Pit.	Bill Cowher	17.6
7.	Cin.	Paul Brown	17.7
8.	Pit.	Chuck Noll	17.8
9.	S.F./Car.	George Seifert	18.0
10.	Mia.	Don Shula	18.1



## COACHING AT AN ALL-STAR LEVEL

**Jim Harbaugh**, one of the top motivators in football, is known for being able to get the very best out of his players. His motivational skills are evident in the number of all-stars he has coached, as Harbaugh has now coached 21 different players to be named to a combined 34 Pro Bowl selections.

### PRO BOWLERS COACHED BY JIM HARBAUGH

Season	Team	Harbaugh Position	Pro Bowlers
2011	San Francisco	Head Coach	9 <i>K David Akers, S Dashon Goldson, RB Frank Gore, LS Brian Jennings, P Andy Lee, CB Carlos Rogers, DT Justin Smith, T Joe Staley, LB Patrick Willis</i>
2012	San Francisco	Head Coach	9 <i>LB NaVorro Bowman, S Dashon Goldson, RB Frank Gore, G Mike Iupati, OLB Aldon Smith, DT Justin Smith, T Joe Staley, S Donte Whitner, LB Patrick Willis</i>
2013	San Francisco	Head Coach	9 <i>LB NaVorro Bowman, LB Ahmad Brooks, TE Vernon Davis, RB Frank Gore, G Mike Iupati, S Eric Reid, DT Justin Smith, T Joe Staley, LB Patrick Willis</i>
2014	San Francisco	Head Coach	3 <i>S Antoine Bethea, G Mike Iupati, T Joe Staley</i>
2024	L.A. Chargers	Head Coach	4 <i>OLB Joey Bosa, S Derwin James Jr., OLB Khalil Mack, T Rashawn Slater</i>
<b>Totals</b>	<b>21 Players</b>		<b>34 Pro Bowls</b>

## FAST 50

In 2024, **Jim Harbaugh** reached his 50th career win as an NFL head coach. He reached that mark in his 73rd game, tied as the fourth-fastest coach to do so in the last 30 years.

### FEWEST GAMES TO 50 WINS, NFL HEAD COACHES, SINCE 1995

Rank	Team/s	Coach	Games
1.	Atl.	Mike Smith	71
2.	Bal.	John Harbaugh	72
	LAR	Sean McVay	72
4.	<b>S.F./LAC</b>	<b>Jim Harbaugh</b>	<b>73</b>
	Pit.	Bill Cowher	73

## ASSISTANT COACHES



### RYAN FICKEN

**SPECIAL TEAMS COORDINATOR**

19TH NFL SEASON | 4TH SEASON WITH CHARGERS



### GREG ROMAN

**OFFENSIVE COORDINATOR**

27TH NFL SEASON | 2ND SEASON WITH CHARGERS



### NAVORRO BOWMAN

**LINEBACKERS**

10TH NFL SEASON | 2ND SEASON WITH CHARGERS



### KIRK CAMPBELL

**OFFENSIVE ASSISTANT**

1ST NFL SEASON | 1ST SEASON WITH CHARGERS



### STEVE CLINKSCALE

**DEFENSIVE BACKS**

2ND NFL SEASON | 2ND SEASON WITH CHARGERS



### MIKE DEVLIN

**OFFENSIVE LINE**

30TH NFL SEASON | 2ND SEASON WITH CHARGERS



### ADAM FULLER

**SAFETIES**

1ST NFL SEASON | 1ST SEASON WITH CHARGERS



### JOSH HAMMOND

**OFFENSIVE ASSISTANT**

4TH NFL SEASON | 2ND SEASON WITH CHARGERS



### MIKE HIESTAND

**DEFENSIVE ASSISTANT**

7TH NFL SEASON | 4TH SEASON WITH CHARGERS



### KIEL McDONALD

**RUNNING BACKS**

2ND NFL SEASON | 2ND SEASON WITH CHARGERS



### ROBERT MUSCHAMP

**DEFENSIVE QUALITY CONTROL**

3RD NFL SEASON | 3RD SEASON WITH CHARGERS



### JESSE MINTER

**DEFENSIVE COORDINATOR**

6TH NFL SEASON | 2ND SEASON WITH CHARGERS



### ANDY BISCHOFF

**RUN GAME COORDINATOR/TIGHT ENDS**

13TH NFL SEASON | 2ND SEASON WITH CHARGERS



### MARCUS BRADY

**PASSING GAME COORDINATOR**

8TH NFL SEASON | 2ND SEASON WITH CHARGERS



### JEFF CARPENTER

**OFFENSIVE QUALITY CONTROL/TIGHT ENDS**

3RD NFL SEASON | 2ND SEASON WITH CHARGERS



### SHANE DAY

**QUARTERBACKS**

17TH NFL SEASON | 4TH SEASON WITH CHARGERS



### MIKE ELSTON

**DEFENSIVE LINE**

2ND NFL SEASON | 2ND SEASON WITH CHARGERS



### CHRIS GOULD

**ASSISTANT SPECIAL TEAMS**

11TH NFL SEASON | 4TH SEASON WITH CHARGERS



### NICK HARDWICK

**ASSISTANT OFFENSIVE LINE**

13TH NFL SEASON | 13TH SEASON WITH CHARGERS



### SANJAY LAL

**WIDE RECEIVERS**


21ST NFL SEASON | 2ND SEASON WITH CHARGERS



### RICK MINTER

**SENIOR ANALYST**

5TH NFL SEASON | 2ND SEASON WITH CHARGERS



### DYLAN RONEY

**OUTSIDE LINEBACKERS**

2ND NFL SEASON | 2ND SEASON WITH CHARGERS

# TEAM NOTES

## WELCOME TO L.A.



22 players on Los Angeles' active roster were new this season.

### HOW NEW CHARGERS WERE ACQUIRED

How Acquired	New Players
Draft Selections	7
Undrafted Free Agents/IPP	2
Veteran Free Agents	12
Practice Squad Signings	0
Trades	1
Waiver Claims	0
<b>Totals</b>	<b>22</b>

### NEW CHARGERS ON THE ACTIVE ROSTER

Pos.	Player	Exp.	How Acq.
WR	Keenan Allen	13	Free Agent
G	Mekhi Becton Sr.	6	UFA (Philadelphia)
DL	Jamaree Caldwell	R	Draft Selection (3-86)
TE	Tyler Conklin	8	UFA (N.Y. Jets)
T	Austin Deculus	3	Trade (Houston)
TE	Oronde Gadsden	R	Draft Selection (5-165)
RB	Omarion Hampton	R	Draft Selection (1-22)
DL	Da'Shawn Hand	8	UFA (Miami)
RB	Najee Harris	5	UFA (Pittsburgh)
WR	Tre' Harris	R	Draft Selection (2-55)
CB	Donte Jackson	8	UFA (Pittsburgh)
C	Andre James	7	Free Agent
DL	Naquan Jones	5	UFA (Arizona)
OLB	Kyle Kennard	R	Draft Selection (4-125)
WR	KeAndre Lambert-Smith	R	Draft Selection (5-158)
QB	Trey Lance	5	UFA (Dallas)
LS	Rick Lovato	9	Free Agent
S	RJ Mickens	R	Draft Selection (6-214)
LB	Del'Shawn Phillips	6	UFA (Houston)
CB	Nikko Reed	R	Undrafted Free Agent
CB	Benjamin St-Juste	4	UFA (Washington)
LB	Marlowe Wax	R	Undrafted Free Agent

## COACH LOCATIONS

For the 2025 season, 22 members of the Chargers coaching staff are down on the sideline while nine others are up in the booth. The location of each coach can be seen below:

### CHARGERS COACHES DOWN ON THE SIDELINE (22)

Name	Position
Jim Harbaugh	Head Coach
Ryan Ficken	Special Teams Coordinator
Jesse Minter	Defensive Coordinator
Andy Bischoff	Run Game Coordinator/Tight Ends
NaVorro Bowman	Linebackers
Marcus Brady	Passing Game Coordinator
Steve Clinkscale	Defensive Backs
Shane Day	Quarterbacks
Mike Devlin	Offensive Line
Mike Elston	Defensive Line
Chris Gould	Assistant Special Teams
Josh Hammond	Offensive Assistant
Nick Hardwick	Assistant Offensive Line
Sanjay Lal	Wide Receivers
Kiel McDonald	Running Backs
Dylan Roney	Outside Linebackers
Maurquice Shakir	Alex G. Spanos Coaching Fellow
Ben Herbert	Executive Director of Player Performance
Jonathan Brooks	Head Strength & Conditioning
Devin Woodhouse	Head Strength & Conditioning
Ben Rabe	Director of Performance Analytics
Lincoln DeWolf	Performance Analyst

### CHARGERS COACHES UP IN THE BOOTH (10)

Name	Position
Greg Roman	Offensive Coordinator
Kirk Campbell	Offensive Assistant
Jeff Carpenter	Offensive Quality Control/Tight Ends
Adam Fuller	Safeties
Mike Hiestand	Defensive Assistant
Rick Minter	Senior Analyst
Robert Muschamp	Defensive Quality Control
Chuka Ndulue	Alex G. Spanos Coaching Fellow
Justin Poindexter	Alex G. Spanos Coaching Fellow
Miles Taylor	Alex G. Spanos Coaching Fellow

# TEAM NOTES

## A TOP DEFENSE

One season after the Chargers ranked No. 1 in the NFL in scoring defense by allowing just 17.7 points per game, the Bolts rank third in the NFL in 2025 by allowing 15.0 points per game. Since the beginning of the 2024 season, Los Angeles' 17.4 points allowed per game is the best in the NFL.

### POINTS ALLOWED PER GAME, NFL, 2025

Rank	Team	Points Allowed/Game
1.	Los Angeles Rams	14.0
2.	Atlanta Falcons	14.5
3.	<b>Los Angeles Chargers</b>	<b>15.0</b>
4.	Green Bay Packers	15.5
5.	Las Vegas Raiders	16.5
	Washington Commanders	16.5

### POINTS ALLOWED PER GAME, NFL, SINCE 2024

Rank	Team	Points Allowed/Game
1.	<b>Los Angeles Chargers</b>	<b>17.4</b>
2.	Philadelphia Eagles	17.9
3.	Denver Broncos	18.5
4.	Green Bay Packers	19.4
5.	Kansas City Chiefs	19.6

### POINTS ALLOWED PER GAME, NFL, 2024

Rank	Team	Points Allowed/Game
1.	<b>Los Angeles Chargers</b>	<b>17.7</b>
2.	Philadelphia Eagles	17.8
3.	Denver Broncos	18.3
4.	Kansas City Chiefs	19.2
5.	Minnesota Vikings	19.5

The Bolts are also the best scoring defense in the first half over the last two seasons, allowing just 7.7 points per game. This season, the Bolts rank second in the league, allowing 6.0 points per game in the opening half. Under Head Coach Jim Harbaugh and Defensive Coordinator Jesse Minter, the unit has not allowed a first-half touchdown in seven games, tied for the third-most in the NFL over the last two seasons.

### POINTS ALLOWED PER GAME, FIRST HALF, NFL, 2025

Rank	Team	Points Allowed/Game
1.	Green Bay Packers	3.0
2.	<b>Los Angeles Chargers</b>	<b>6.0</b>
3.	Arizona Cardinals	6.5
	Jacksonville Jaguars	6.5
5.	Atlanta Falcons	8.0
	Baltimore Ravens	8.0

### POINTS ALLOWED PER GAME, FIRST HALF, NFL, SINCE 2024

Rank	Team	Points Allowed/Game
1.	<b>Los Angeles Chargers</b>	<b>7.7</b>
2.	Minnesota Vikings	7.9
3.	Washington Commanders	8.6
4.	Baltimore Ravens	8.9
5.	San Francisco 49ers	9.5

## ELITE DEFENSE

Los Angeles' defense is not only among the league's best in scoring defense, but in total defense and rushing defense, ranking seventh and eighth, respectively.

### TOTAL NET YARDS ALLOWED PER GAME, NFL, 2025

Rank	Team	Total Net Yards Allowed/Game
1.	Cleveland Browns	191.5
2.	Atlanta Falcons	229.0
3.	Green Bay Packers	238.0
4.	Los Angeles Rams	258.5
5.	Indianapolis Colts	267.5
6.	San Francisco 49ers	268.5
7.	<b>Los Angeles Chargers</b>	<b>282.5</b>
8.	Buffalo Bills	293.0
9.	Philadelphia Eagles	300.5
10.	Detroit Lions	302.5
	Jacksonville Jaguars	302.5

### RUSHING YARDS ALLOWED PER GAME, NFL, 2025

Rank	Team	Rushing Yards Allowed/Game
1.	Cleveland Browns	45.5
2.	Green Bay Packers	48.5
3.	New England Patriots	58.5
4.	Las Vegas Raiders	70.5
5.	Tampa Bay Buccaneers	76.5
6.	Arizona Cardinals	78.0
7.	Jacksonville Jaguars	80.5
8.	<b>Los Angeles Chargers</b>	<b>83.0</b>
9.	Atlanta Falcons	89.5
10.	Cincinnati Bengals	94.0

## OFFENSIVE FIREPOWER

The Chargers offense is also among the league leaders in total offense and passing offense, ranking No. 9 and No. 4.

### TOTAL NET YARDS PER GAME, NFL, 2025

Rank	Team	Total Net Yards/Game
1.	Buffalo Bills	450.0
2.	Indianapolis Colts	445.5
3.	Dallas Cowboys	392.5
4.	Jacksonville Jaguars	389.0
5.	Detroit Lions	378.5
6.	New York Giants	368.5
7.	Los Angeles Rams	367.5
8.	San Francisco 49ers	364.0
9.	<b>Los Angeles Chargers</b>	<b>355.5</b>
10.	Atlanta Falcons	342.0

### NET PASSING YARDS PER GAME, NFL, 2025

Rank	Team	Net Passing Yards/Game
1.	New York Giants	289.5
2.	Buffalo Bills	284.0
	Indianapolis Colts	284.0
4.	<b>Los Angeles Chargers</b>	<b>270.0</b>
5.	Detroit Lions	267.0

# TEAM NOTES

## PASS BREAKUP MACHINE

The defense in the *Monday Night Football* victory over Las Vegas in Week 2 totaled 15 passes defended, the most by any team in a single game over the last four seasons. The Bolts are the only team with two performances of 12-plus pass breakups over the last two seasons.

The unit featured seven different players record two or more pass breakups. It was the first game in at least 30 years where a team had seven or more players with multiple passes defended.

### MOST PASSES DEFENSED, SINGLE GAME, NFL, SINCE 2022

Rank	Team	Game	PD
1.	<b>Los Angeles Chargers</b>	<b>Sept. 15, 2025 at L.V.</b>	<b>15</b>
2.	New Orleans Saints	Dec. 8, 2024 at NYG	14
3.	New Orleans Saints	Sept. 24, 2023 at G.B.	13
	Minnesota Vikings	Dec. 4, 2022 vs. NYJ	13
5.	Denver Broncos	Dec. 2, 2024 vs. Cle.	12
	<b>Los Angeles Chargers</b>	<b>Nov. 3, 2024 vs. Cle.</b>	<b>12</b>
	Minnesota Vikings	Sept. 29, 2024 at G.B.	12
	Cleveland Browns	Dec. 24, 2023 at Hou.	12
	New York Jets	Oct. 15, 2023 vs. Phi.	12
	Philadelphia Eagles	Oct. 16, 2022 vs. Dal.	12

### MOST PLAYERS WITH MULTIPLE PASSES DEFENSED, SINGLE GAME, NFL, SINCE 1991

Rank	Team	Game	Players
1.	<b>Los Angeles Chargers</b>	<b>Sept. 15, 2025 at L.V.</b>	<b>7</b>
2.	Kansas City Chiefs	Sept. 25, 2016 vs. NYJ	6
	Miami Dolphins	Nov. 12, 2006 vs. K.C.	6
	Washington Redskins	Jan. 1, 2006 at Phi.	6

## BEND, DON'T BREAK

Los Angeles continued its excellence as a red zone defense in 2025, having been the NFL's best in 2024. That season, the unit allowed just 18 touchdowns on 40 red zone drives (45.0 pct.). The 45.0 defensive red zone percentage led the league in 2024.

Since the beginning of the 2024 season, the Bolts have allowed just 19 touchdowns on 46 red zone drives (41.3 pct.), good for the best defensive red zone percentage in the NFL.

### RED ZONE DEFENSE, NFL, SINCE 2024

Rank	Team	RZ Drives	RZ TDs	RZ Pct.
1.	<b>L.A. Chargers</b>	<b>46</b>	<b>19</b>	<b>41.3</b>
2.	Denver	57	25	43.9
3.	L.A. Rams	60	29	48.3
4.	Chicago	73	37	50.7
5.	Miami	65	33	50.8
6.	Philadelphia	53	27	50.9

### RED ZONE DEFENSE, NFL, 2024

Rank	Team	RZ Drives	RZ TDs	RZ Pct.
1.	<b>L.A. Chargers</b>	<b>40</b>	<b>18</b>	<b>45.0</b>
2.	Chicago	63	29	46.0
3.	Denver	49	23	46.9
4.	Miami	55	27	49.1
5.	L.A. Rams	56	28	50.0
	Philadelphia	48	24	50.0

## GETTING OFF THE FIELD

After finishing 2024 as the seventh-ranked third down defense in the NFL, the Bolts picked up where they left off. In Week 1, the Chargers held Kansas City to five conversions on 14 attempts (35.7 pct.). Over the last two seasons, the Chargers have the sixth-best third down defense in the NFL, allowing 94 conversions on 256 attempts (36.7 pct.).

### THIRD DOWN DEFENSE, NFL, SINCE 2024

Rank	Team	3D Att.	3D Conv.	3D Pct.
1.	Detroit	208	71	34.1
2.	Minnesota	246	87	35.4
3.	Cleveland	250	91	36.4
4.	Denver	263	96	36.5
5.	Pittsburgh	232	85	36.6
6.	<b>L.A. Chargers</b>	<b>256</b>	<b>94</b>	<b>36.7</b>
7.	Philadelphia	234	86	36.8

## 2024 TEAM NOTES

### WINNING THE TAKEAWAY BATTLE

The Chargers recorded 21 takeaways and nine giveaways this season, a plus-12 turnover differential that tied for the third-best in the NFL in 2024.

#### TURNOVER DIFFERENTIAL, NFL, 2024

Rank	Team	TA	GA	Diff.
1.	Buffalo Bills	32	8	+24
2.	Pittsburgh Steelers	32	17	+16
<b>3.</b>	<b>Los Angeles Chargers</b>	<b>21</b>	<b>9</b>	<b>+12</b>
	Green Bay Packers	31	19	+12
	Minnesota Vikings	33	21	+12
6.	Philadelphia Eagles	26	15	+11

Los Angeles protected the football as well as any team in the NFL, as the nine giveaways by the Bolts were good for the second-fewest in the league. The 2024 Chargers are among the best teams in franchise and league history at protecting the football, with the nine turnovers ranking as the fewest in a single season in franchise history and good for the third-fewest in a single season by any team in NFL history.

#### GIVEAWAYS LEADERS, NFL, 2024

Rank	Team	Giveaways
1.	Buffalo Bills	8
<b>2.</b>	<b>Los Angeles Chargers</b>	<b>9</b>
3.	Baltimore Ravens	11
4.	Kansas City Chiefs	14
	Los Angeles Rams	14

#### FEWEST TURNOVERS, SINGLE SEASON, CHARGERS HISTORY

Rank	Season	Turnovers
<b>1.</b>	<b>2024</b>	<b>9</b>
2.	2017	15
	2006	15
4.	2020	16
5.	2009	17

#### FEWEST TURNOVERS, SINGLE SEASON, NFL HISTORY

Rank	Season	Team	Turnovers
1.	2024	Buffalo Bills	8
	2019	New Orleans Saints	8
<b>3.</b>	<b>2024</b>	<b>Los Angeles Chargers</b>	<b>9</b>
4.	2011	San Francisco 49ers	10
	2010	New England Patriots	10

### GET AFTER THE QUARTERBACK

The Los Angeles defense got after the quarterback this season, ranking tied for No. 6 in the NFL with 46 sacks.

In the month of November, the Bolts defense posted 17 sacks, ranking No. 2 in the NFL over that span.

#### SACKS, NFL, 2024

Rank	Team	Sacks
1.	Denver Broncos	63
2.	Baltimore Ravens	54
3.	Dallas Cowboys	52
4.	Houston Texans	49
	Minnesota Vikings	49
<b>6.</b>	<b>Los Angeles Chargers</b>	<b>46</b>
	Tampa Bay Buccaneers	46
8.	Green Bay Packers	45
	New York Giants	45
	Seattle Seahawks	45

#### SACKS, NOVEMBER, NFL, 2024

Rank	Team	Sacks
1.	Dallas Cowboys	18
<b>2.</b>	<b>Los Angeles Chargers</b>	<b>17</b>
3.	Baltimore Ravens	15
4.	Arizona Cardinals	14
	Denver Broncos	14
	Los Angeles Rams	14
	Minnesota Vikings	14

### FIRST HALF DOMINANCE

In 12 games this during 2024, Los Angeles held opponents to seven-or-fewer points in the first half. It's the most games by an NFL team in a single season since the Chicago Bears in 2018.

The Bolts held opponents to seven-or-fewer points in each of the 10 first games of the 2024 season. It was the longest streak since 2001, when the Cleveland Browns held opponents to seven or fewer points in 10 consecutive games.

#### CONSECUTIVE FIRST HALVES WITH SEVEN OR FEWER POINTS ALLOWED, NFL, SINCE 2000

Rank	Seasons	Team	Games
<b>1.</b>	<b>2024</b>	<b>Los Angeles Chargers</b>	<b>10</b>
	2001	Cleveland Browns	10
3.	2011	San Francisco 49ers	8
	2002-03	San Francisco 49ers	8
	2000	Baltimore Ravens	8

# JUSTIN HERBERT

## BIG-TIME PERFORMER

After he set rookie records in 2020 with eight 300-yard games and six three-touchdown performances, **Justin Herbert** continues to put up big-time performances.

Herbert has topped 300 passing yards 28 times in his career, good for the fourth-most in a player's first six pro seasons in NFL history.

### MOST GAMES WITH 300-PLUS PASSING YARDS, FIRST SIX SEASONS, NFL HISTORY

Rank	Team/s	Player	Games
1.	K.C.	QB Patrick Mahomes	41
2.	Mia.	QB Dan Marino*	32
3.	StL	QB Kurt Warner*	30
4.	LAC	QB Justin Herbert	28
5.	Det.	QB Matthew Stafford	27
	T.B./N.O.	QB Jameis Winston	27
7.	Cin.	QB Joe Burrow	26
	Ind.	QB Andrew Luck	26
	LAR	QB Jared Goff	26

\*Pro Football Hall of Famer

Herbert has thrown at least three touchdowns in 21 games, tied for No. 8 over a player's first six seasons. He has thrown multiple touchdown passes in 46 career games, tied for the seventh-most by a player through their first six professional seasons.

The sixth-year passer has thrown two or more touchdowns and eclipsed a passer rating of 100 in 34 career games, tied for the third-most by any player through the first six seasons of a career in NFL history.

### MOST GAMES WITH THREE-PLUS TOUCHDOWN PASSES, FIRST SIX SEASONS, NFL HISTORY

Rank	Team	Player	Games
1.	Mia.	QB Dan Marino*	37
2.	K.C.	QB Patrick Mahomes	36
3.	Cin.	QB Joe Burrow	26
	Dal.	QB Dak Prescott	26
5.	G.B.	QB Brett Favre	24
6.	Ind.	QB Peyton Manning*	23
	Buf.	QB Josh Allen	23
8.	LAC	QB Justin Herbert	21
	StL	QB Kurt Warner*	21
	Sea.	QB Russell Wilson	21

### MOST GAMES WITH MULTIPLE TOUCHDOWN PASSES, FIRST SIX SEASONS, NFL HISTORY

Rank	Team/s	Player	Games
1.	Mia.	QB Dan Marino*	58
	K.C.	QB Patrick Mahomes	58
3.	Buf.	QB Josh Allen	54
4.	Ind.	QB Peyton Manning*	50
5.	Atl.	QB Matt Ryan	49
	Sea.	QB Russell Wilson	49
7.	LAC	QB Justin Herbert	46
	Phi./Ind.	QB Carson Wentz	46

\*Pro Football Hall of Famer



## HERBERT AS A PRO

Since entering the NFL, **Justin Herbert** ranks inside the NFL's top five in completions, passing yards, passing touchdowns and combined touchdowns. His 28 games with 300-plus passing yards rank No. 3 in the NFL since 2020.

### PASSING COMPLETIONS, NFL, SINCE 2020

Rank	Team/s	Player	Completions
1.	K.C.	QB Patrick Mahomes	2,094
2.	LAC	QB Justin Herbert	1,989
3.	LAR/Det.	QB Jared Goff	1,935
4.	Buf.	QB Josh Allen	1,903
5.	Cin.	QB Joe Burrow	1,769

### PASSING YARDS, NFL, SINCE 2020

Rank	Team/s	Player	Passing Yards
1.	K.C.	QB Patrick Mahomes	23,385
2.	Buf.	QB Josh Allen	21,813
3.	LAC	QB Justin Herbert	21,653
4.	LAR/Det.	QB Jared Goff	21,398
5.	Det./LAR	QB Matthew Stafford	19,327

### PASSING TOUCHDOWNS, NFL, SINCE 2020

Rank	Team/s	Player	Passing Touchdowns
1.	K.C.	QB Patrick Mahomes	171
2.	Buf.	QB Josh Allen	167
3.	G.B./NYJ/Pit.	QB Aaron Rodgers	144
4.	LAC	QB Justin Herbert	142
	Cin.	QB Joe Burrow	142
6.	Det./LAR	QB Jared Goff	141

### COMBINED TOUCHDOWNS, NFL, SINCE 2020

Rank	Team/s	Player	Combined Touchdowns
1.	Buf.	QB Josh Allen	217
2.	K.C.	QB Patrick Mahomes	183
3.	LAC	QB Justin Herbert	155
4.	Cin.	QB Joe Burrow	154
5.	Bal.	QB Lamar Jackson	152
6.	G.B./NYJ/Pit.	QB Aaron Rodgers	151
7.	Det./LAR	QB Jared Goff	147
8.	Phi.	QB Jalen Hurts	143

# JUSTIN HERBERT



## COMPLETING RECORDS

After setting the rookie completions record in 2020, **Justin Herbert** has continued his pace, setting the record for the most through the first five seasons of a career. He now has 1,989 career completions, tied for No. 4 on the all-time list through the first six seasons of a career.

### COMPLETIONS, FIRST SIX SEASONS, NFL HISTORY

Rank	Team	Player	Completions
1.	Ind.	QB Peyton Manning*	2,128
2.	Oak.	QB Derek Carr	2,120
3.	Atl.	QB Matt Ryan	2,093
4.	<b>LAC</b>	<b>QB Justin Herbert</b>	<b>1,989</b>
	Buf.	QB Josh Allen	1,989
5.	K.C.	QB Patrick Mahomes	1,985

*\*Pro Football Hall of Famer*

The sixth-year passer is closing in on 2,000 career completions. He can be among the fastest and youngest players in NFL history to reach that mark. Herbert previously set the record for the most completions before turning 27 years old (1,945) as well as the the all-time records as the fastest player in NFL history to reach 1,000 completions (38th career game) and 1,500 completions (57th career game).

### YOUNGEST PLAYERS TO REACH 2,000 CAREER COMPLETIONS, NFL HISTORY

Rank	Team	Player	Age (Years-Days)
1.	N.E.	QB Drew Bledsoe	27-239
2.	Ind.	QB Peyton Manning*	27-245
3.	Det.	QB Matthew Stafford	27-254
4.	K.C.	QB Patrick Mahomes	27-356
—	<b>LAC</b>	<b>QB Justin Herbert</b>	<b>27-195<sup>^</sup></b>

*<sup>^</sup>Age as of Sept. 21, 2025*

### FEWEST GAMES TO 2,000 COMPLETIONS, NFL HISTORY

Rank	Team	Player	Games
1.	K.C.	QB Patrick Mahomes	81
2.	Det.	QB Matthew Stafford	83
3.	Ind.	QB Andrew Luck	86
—	<b>LAC</b>	<b>QB Justin Herbert</b>	<b>81</b>

*\*Pro Football Hall of Famer*

## PROTECTING THE FOOTBALL

**Justin Herbert** had just three interceptions on 504 passing attempts in 2024, a passing interception percentage of 0.6 — the second-fewest picks and second-best interception percentage in NFL history by any player in a season (min. 450 att.).

Herbert went 11 consecutive games with zero interceptions and at least 15 attempts, becoming just the second player in history to do so.

### PASSING INTERCEPTION PERCENTAGE, MIN. 450 ATTEMPTS, SINGLE SEASON, NFL HISTORY

Rank	Season	Team	Player	Passing INT Pct.
1.	2018	G.B.	QB Aaron Rodgers	0.3
2.	<b>2024</b>	<b>LAC</b>	<b>QB Justin Herbert</b>	<b>0.6</b>
3.	2019	G.B.	QB Aaron Rodgers	0.7
4.	2021	G.B.	QB Aaron Rodgers	0.8
5.	2010	N.E.	QB Tom Brady	0.8

### PASSING INTERCEPTIONS, MIN. 450 ATTEMPTS., SINGLE SEASON, NFL HISTORY

Rank	Season	Team	Player	Passing INTs
1.	2018	G.B.	QB Aaron Rodgers	2
2.	<b>2024</b>	<b>LAC</b>	<b>QB Justin Herbert</b>	<b>3</b>
3.	2021	G.B.	QB Aaron Rodgers	4
	2019	G.B.	QB Aaron Rodgers	4
	2016	Dal.	QB Dak Prescott	4
	2010	N.E.	QB Tom Brady	4

### CONSECUTIVE GAMES WITHOUT AN INTERCEPTION, MIN. 15 ATTEMPTS IN EACH GAME, SINGLE SEASON, NFL HISTORY

Rank	Season	Team	Player	Consecutive Games
1.	<b>2024</b>	<b>LAC</b>	<b>QB Justin Herbert</b>	<b>11</b>
	2010	N.E.	QB Tom Brady	11
3.	2018	Oak.	QB Derek Carr	10

Herbert attempted 357 passes between interceptions this season, the fifth-longest streak in NFL history. The 357 pass attempts without an interception were also a team record, breaking his own previous team record of 233 consecutive passes.

### CONSECUTIVE PASS ATTEMPTS WITHOUT AN INTERCEPTION, NFL HISTORY

Rk.	Team	Quarterback	Dates	Consec. Attempts
1.	G.B.	Aaron Rodgers	Sept. 30, 2018-Dec. 16, 2018	402
2.	T.B.	Tom Brady	Sept. 11, 2022-Nov. 13, 2022	399
3.	Det.	Jared Goff	Nov. 6, 2022-Sept. 17, 2023	383
4.	N.E.	Tom Brady	Oct. 17, 2010-Nov. 12, 2011	358
5.	<b>LAC</b>	<b>Justin Herbert</b>	<b>Sept. 15, 2024-Dec. 15, 2024</b>	<b>357</b>
6.	Chi.	Caleb Williams	Oct. 13, 2024-Dec. 26, 2024	353

### CONSECUTIVE PASS ATTEMPTS WITHOUT AN INTERCEPTION, CHARGERS HISTORY

Rank	Quarterback	Dates	Consec. Attempts
1.	<b>Justin Herbert</b>	<b>Sept. 15, 2024-Dec. 15, 2024</b>	<b>357</b>
2.	<b>Justin Herbert</b>	<b>Dec. 26, 2022-Oct. 1, 2023</b>	<b>233</b>
3.	Drew Brees	Oct. 17, 2004-Dec. 5, 2004	194
4.	Philip Rivers	Nov. 27, 2011-Dec. 24, 2011	170

# JUSTIN HERBERT

## HERBERT SETS PASSING YARDS RECORD

In 2024, **Justin Herbert** set the record for passing yards through a player's first five seasons (21,093). His 21,653 career passing yards rank No. 13 through the first six seasons of a career. Herbert is also the only player ever to eclipse 4,000 yards in each of his first three years and the only player to top 4,500 yards in two of his first three seasons.

### PASSING YARDS, FIRST SIX SEASONS, NFL HISTORY

Rank	Team/s	Player	Passing Yards
1.	Ind.	QB Peyton Manning*	24,885
2.	K.C.	QB Patrick Mahomes	24,241
3.	Mia.	QB Dan Marino*	23,472
4.	Atl.	QB Matt Ryan	23,472
5.	Oak.	QB Derek Carr	22,793
6.	Buf.	QB Josh Allen	22,703
7.	Cin.	QB Andy Dalton	22,214
8.	Sea.	QB Russell Wilson	22,176
9.	Dal.	QB Dak Prescott	22,083
10.	N.E.	QB Drew Bledsoe	21,981
11.	Car.	QB Cam Newton	21,772
12.	Det.	QB Matthew Stafford	21,714
<b>13.</b>	<b>LAC</b>	<b>QB Justin Herbert</b>	<b>21,653</b>
14.	Bal.	QB Joe Flacco	21,545

\*Pro Football Hall of Famer

Herbert topped 15,000 passing yards in his 52nd career game, becoming the second-fastest player in history to eclipse that mark. He eclipsed 20,000 yards in Week 15 of the 2024 season — his 76th career game and at 26 years, 280 days old to be the third-youngest and tie as the fifth-fastest player to do so in NFL history.

### YOUNGEST PLAYERS TO REACH 20,000 CAREER PASSING YARDS, NFL HISTORY

Rank	Team/s	Player	Age (Years-Days)
1.	N.E.	QB Drew Bledsoe	26-253
2.	Ind.	QB Peyton Manning*	26-266
<b>3.</b>	<b>LAC</b>	<b>QB Justin Herbert</b>	<b>26-280</b>
4.	Det.	QB Matthew Stafford	26-282
5.	Mia.	QB Dan Marino*	27-3
6.	K.C.	QB Patrick Mahomes	27-15
7.	LAR/Det.	QB Jared Goff	27-17
8.	Buf.	QB Josh Allen	27-154

\*Pro Football Hall of Famer

### FEWEST GAMES TO 20,000 PASSING YARDS, NFL HISTORY

Rank	Team/s	Player	Games
1.	K.C.	QB Patrick Mahomes	67
2.	Det.	QB Matthew Stafford	71
3.	Mia.	QB Dan Marino*	74
	Ind.	QB Andrew Luck	74
<b>5.</b>	<b>LAC</b>	<b>QB Justin Herbert</b>	<b>76</b>
	StL/NYG/Ari.	QB Kurt Warner*	76
	Was./Min.	QB Kirk Cousins	76

## TOUCHDOWN MACHINE

After setting the all-time rookie record with 31 touchdown passes in 2020, **Justin Herbert** joined Hall of Famer Peyton Manning as the only players ever to throw 25 touchdown passes in each of their first three seasons.

Herbert ranked No. 6 in NFL history for passing touchdowns through the first five seasons of a career. He now has 142 career passing touchdowns, tied for the 10th-most by any player in their first six pro seasons. In 2023, Herbert eclipsed 100 career touchdown passes in Week 3, making him the fifth-fastest (52 games) and fourth-youngest (25 years, 198 days) to eclipse that mark.

### PASSING TOUCHDOWNS, FIRST FIVE SEASONS, NFL HISTORY

Rank	Team	Player	Passing Touchdowns
1.	Mia.	QB Dan Marino*	168
2.	K.C.	QB Patrick Mahomes	151
3.	Cin.	QB Joe Burrow	140
4.	Ind.	QB Peyton Manning*	138
	Buf.	QB Josh Allen	138
<b>6.</b>	<b>LAC</b>	<b>QB Justin Herbert</b>	<b>137</b>
7.	Ind.	QB Andrew Luck	132

### FEWEST GAMES TO 100 PASSING TOUCHDOWNS, NFL HISTORY

Rank	Team	Player	Games
1.	K.C.	QB Patrick Mahomes	40
2.	Mia.	QB Dan Marino*	44
3.	StL	QB Kurt Warner*	50
4.	Bal.	QB Johnny Unitas*	51
<b>5.</b>	<b>LAC</b>	<b>QB Justin Herbert</b>	<b>52</b>
6.	Hou.	QB Deshaun Watson	53

### YOUNGEST PLAYERS TO REACH 100 CAREER PASSING TOUCHDOWNS, NFL HISTORY

Rank	Team	Player	Age (Years-Days)
1.	Mia.	QB Dan Marino*	24-357
2.	K.C.	QB Patrick Mahomes	25-52
3.	Hou.	QB Deshaun Watson	25-104
<b>4.</b>	<b>LAC</b>	<b>QB Justin Herbert</b>	<b>25-198</b>
5.	Buf.	QB Josh Allen	25-219
6.	Ind.	QB Peyton Manning*	25-232

\*Pro Football Hall of Famer

## FAB FIVE

In Week 17, **Justin Herbert** became just the third player in NFL history to have 3,000 passing yards and 20 touchdowns in each of the first five seasons of a career, joining Hall of Fame QB Peyton Manning and QB Russell Wilson.

### CONSECUTIVE SEASONS WITH 3,000 PASSING YARDS AND 20 TOUCHDOWN PASSES TO START A CAREER, NFL HISTORY

Rank	Team	Player	Consecutive Seasons
1.	Ind.	QB Peyton Manning	13 (1998-2010)
2.	Sea.	QB Russell Wilson	10 (2012-21)
<b>3.</b>	<b>LAC</b>	<b>QB Justin Herbert</b>	<b>5 (2020-Present)</b>
4.	Dal.	QB Dak Prescott	4 (2016-19)
	Oak.	QB Derek Carr	4 (2014-17)

# JUSTIN HERBERT



## DUAL-THREAT QUARTERBACK

**Justin Herbert** set the record for combined touchdowns as a rookie (36) and through a player's first two seasons (77). His 102 combined touchdowns were also the most in history through the first three seasons of a career.

He now has 155 career combined touchdowns, good for No. 12 in NFL history through the first six seasons of a career.

### COMBINED TOUCHDOWNS, FIRST SIX SEASONS, NFL HISTORY

Rank	Team/s	Player	Combined Touchdowns
1.	Buf.	QB Josh Allen	220
2.	K.C.	QB Patrick Mahomes	204
3.	Mia.	QB Dan Marino*	199
4.	Car.	QB Cam Newton	184
5.	Sea.	QB Russell Wilson	177
6.	Ind.	QB Peyton Manning*	176
7.	Dal.	QB Dak Prescott	168
8.	Cin.	QB Andy Dalton	160
9.	Atl.	QB Matt Ryan	158
10.	Min.	QB Daunte Culpepper	157
11.	Atl./G.B.	QB Brett Favre	156
<b>12.</b>	<b>LAC</b>	<b>QB Justin Herbert</b>	<b>155</b>
13.	Bal.	QB Lamar Jackson	154

*\*Pro Football Hall of Famer*

In the team's Week 10 win over Tennessee in 2024, Herbert ran in a four-yard score and threw a 16-yard touchdown, marking his 11th career game with a passing and a rushing touchdown. His 11 such games are the second-most in Chargers history.

### MOST GAMES WITH A PASSING TOUCHDOWN AND A RUSHING TOUCHDOWN, CHARGERS HISTORY

Rank	Seasons	Player	Games
1.	1962-72	QB John Hadl*	12
<b>2.</b>	<b>2020-Present</b>	<b>QB Justin Herbert</b>	<b>11</b>
3.	1960-62	QB Jack Kemp	10
4.	1973-87	QB Dan Fouts*	9
5.	2001-09	RB LaDainian Tomlinson	5

*\*Pro Football Hall of Famer*

## CAPTAIN COMEBACK

**Justin Herbert** has led the Bolts to 12 career come-from-behind victories in the fourth quarter or overtime.

### HERBERT'S FOURTH QUARTER/OVERTIME COMEBACK WINS

Date	Opponent	4Q/OT Deficit	Result
Dec. 17, 2020	at Las Vegas	24-27 (OT)	W, 30-27 (OT)
Sept. 12, 2021	at Washington	13-16	W, 20-16
Sept. 26, 2021	at Kansas City	21-24	W, 30-24
Oct. 10, 2021	vs. Cleveland	35-42	W, 47-42
Nov. 7, 2021	at Philadelphia	16-17	W, 27-24
Nov. 21, 2021	vs. Pittsburgh	34-37	W, 37-34
Oct. 9, 2022	at Cleveland	27-28	W, 30-28
Oct. 17, 2022	vs. Denver	13-16	W, 19-16 (OT)
Nov. 6, 2022	at Atlanta	14-17	W, 20-17
Nov. 27, 2022	at Arizona	17-24	W, 25-24
Sept. 24, 2023	at Minnesota	21-24	W, 28-24
Dec. 19, 2024	vs. Denver	19-24	W, 34-27

Herbert's 12 career come-from-behind wins in the fourth quarter or overtime are good for the third-most in NFL since he entered the professional ranks in 2020.

### FOURTH QUARTER/OVERTIME COMEBACK WINS, NFL, SINCE 2020

Rank	Team/s	Player	4Q/OT Comeback Wins
1.	K.C.	QB Patrick Mahomes	16
2.	Min./Atl.	QB Kirk Cousins	15
<b>3.</b>	<b>LAC</b>	<b>QB Justin Herbert</b>	<b>12</b>
4.	LAR/Det. Sea./Den./Pit.	QB Jared Goff QB Russell Wilson	11

## A STRONG START

In each of the team's first 10 games this season, **Justin Herbert** registered a passer rating of at least 90.0 — becoming the fifth player ever to do so in the first 10 games of a season.

### CONSECUTIVE GAMES TO START A SEASON WITH 90.0 PASSER RATING OR HIGHER, NFL HISTORY

Rank	Season	Team	Player	Games
1.	2004	Ind.	QB Peyton Manning <sup>^††</sup>	15
2.	2018	LAC	QB Philip Rivers*	13
	2011	G.B.	QB Aaron Rodgers <sup>^††</sup>	13
4.	2007	N.E.	QB Tom Brady <sup>^††</sup>	11
<b>5.</b>	<b>2024</b>	<b>LAC</b>	<b>QB Justin Herbert</b>	<b>10</b>
	2013	Den.	QB Peyton Manning <sup>^††</sup>	10

<sup>^</sup>Associated Press Most Valuable Player

<sup>\*</sup>Pro Bowl Selection

<sup>†</sup>Associated Press First-Team All-Pro

# JUSTIN HERBERT

## CLOSING OUT WINS

Justin Herbert has been clutch late in games dating back to his rookie season. In his career, Herbert has engineered 16 game-winning drives in the fourth quarter or overtime, tied for the third-most since he entered the NFL in 2020.

### JUSTIN HERBERT'S CAREER GAME-WINNING DRIVES

Game	Drive Length	Game-Winning Score
Dec. 13, 2020 vs. Atl.	6 plays, 49 yds (0:31)	Badgley 43-yd FG
Dec. 17, 2020 at L.V.	5 plays, 75 yds (1:49)	Herbert 1-yd TD run*
Dec. 27, 2020 vs. Den.	7 plays, 56 yds (2:01)	Badgley 37-yd FG
Sept. 12, 2021 at Was.	3 plays, 3 yds (0:45)	M.Williams 3-yd TD rec.
Sept. 26, 2021 at K.C.	8 plays, 59 yds (1:10)	M.Williams 4-yd TD rec.
Oct. 10, 2021 vs. Cle.	5 plays, 48 yds (0:31)	Ekeler 3-yd TD run
Nov. 7, 2021 at Phi.	15 plays, 64 yds (6:05)	Hopkins 29-yd FG
Nov. 21, 2021 vs. Pit.	3 plays, 75 yds (1:15)	M.Williams 53-yd TD rec.
Oct. 9, 2022 at Cle.	13 plays, 66 yds (6:26)	Bertolet 27-yd FG
Oct. 17, 2022 vs. Den.	4 plays, 7 yds (2:08)	Hopkins 39-yd FG*
Nov. 6, 2022 at Atl.	3 plays, 24 yds (0:34)	Dicker 37-yd FG
Nov. 27, 2022 at Ari.	7 plays, 38 yds (1:33)	Ekeler 1-yd TD rec.
Dec. 18, 2022 vs. Ten.	6 plays, 52 yards (0:44)	Dicker 43-yd FG
Sept. 24, 2023 at Min.	7 plays, 75 yards (3:15)	Palmer 30-yd TD rec.
Nov. 17, 2024 vs. Cin.	4 plays, 84 yards (0:27)	Dobbins 29-yd TD run
Dec. 19, 2024 vs. Den.	6 plays, 90 yards (2:01)	Haskins 34-yd TD rec.

\*Game-winning drive was in overtime

### GAME-WINNING DRIVES IN FOURTH QUARTER OR OVERTIME, NFL, SINCE 2020

Rank	Team/s	Player	Game-Winning Drives
1.	K.C.	QB Patrick Mahomes	19
2.	Min./Atl.	QB Kirk Cousins	18
3.	LAC	QB Justin Herbert	16
	L.V./N.O.	QB Derek Carr	16
5.	Det./LAR	QB Matthew Stafford	15
6.	Buf.	QB Josh Allen	14
7.	LAR/Det.	QB Jared Goff	13
	T.B.	QB Tom Brady	13

Herbert posted a game-winning drive in the fourth quarter or overtime of three-straight games in 2020, becoming just the third rookie to do so since the 1970 NFL-AFL merger. The two others — Ben Roethlisberger (2004) and Vince Young (2006) — also won Offensive Rookie of the Year honors from *The Associated Press*.

### ROOKIE QUARTERBACKS WITH THREE CONSECUTIVE GAME-WINNING DRIVES, SINCE 1970

Season	Team	Quarterback	Consecutive Games
2020	LAC	Justin Herbert*	3 (Dec. 13 — Dec. 27)
2006	Ten.	Vince Young*	3 (Nov. 26 — Dec. 10)
2004	Pit.	Ben Roethlisberger*	3 (Dec. 5 — Dec. 18)

\*Won AP Offensive Rookie of the Year

## THREADING THE NEEDLE ON THIRD DOWN

In his 81 career starts, Justin Herbert has been the one of the best passers in the NFL at moving the chains on third down. He has completed 468 passes on 767 attempts (61.0 pct.) for 5,579 yards and 52 touchdowns with 18 interceptions (96.1 passer rating). Herbert's 468 completions lead the NFL, while his 5,579 passing yards rank second on third down since 2020.

Herbert tied for the league lead with 14 touchdown passes on third down in 2020, good for the most by a rookie in the last 40 seasons. He has added 38 since then, giving him 52 third-down passing scores since entering the professional ranks, which is good for No. 2 over that span.

Herbert's 96.1 passer rating on third down ranks seventh in the NFL over the last six years among players with at least 300 passing attempts on third down.

### THIRD DOWN COMPLETIONS, NFL, SINCE 2020

Rank	Team/s	Player	Completions
1.	LAC	QB Justin Herbert	468
2.	LAR/Det.	QB Jared Goff	460
3.	K.C.	QB Patrick Mahomes	457
4.	Cin.	QB Joe Burrow	417
5.	Min./Atl.	QB Kirk Cousins	407

### THIRD DOWN PASSING YARDS, NFL, SINCE 2020

Rank	Team/s	Player	Passing Yards
1.	K.C.	QB Patrick Mahomes	6,068
2.	LAC	QB Justin Herbert	5,579
3.	LAR/Det.	QB Jared Goff	5,300
4.	L.V./N.O.	QB Derek Carr	5,219
5.	Min./Atl.	QB Kirk Cousins	4,945

### THIRD DOWN PASSING TOUCHDOWNS, NFL, SINCE 2020

Rank	Team/s	Player	Passing Touchdowns
1.	K.C.	QB Patrick Mahomes	63
2.	LAC	QB Justin Herbert	52
3.	Buf.	QB Josh Allen	48
4.	Min./Atl.	QB Kirk Cousins	46
5.	Cin.	QB Joe Burrow	42
	Det./LAR	QB Jared Goff	42

Herbert ranks No. 2 in the NFL with 332 passing first downs on third down over the past five seasons. He threw for 12 third-down conversions in 2021's Week 1 win at Washington, the most passing first downs in a single game on third down since Andrew Luck did so in 2012. Herbert sported a league-leading 79 passing first downs on third down in 2021.

### THIRD DOWN PASSING FIRST DOWNS, NFL, SINCE 2020

Rank	Team/s	Player	Passing First Downs
1.	K.C.	QB Patrick Mahomes	355
2.	LAC	QB Justin Herbert	332
3.	LAR/Det.	QB Jared Goff	308
4.	Buf.	QB Josh Allen	297
5.	Cin.	QB Joe Burrow	289

# JUSTIN HERBERT

## FEELING IT ON FOURTH DOWN

Since entering the NFL in 2020, **Justin Herbert** has been one of the league's top passers on fourth down. He threw a pair of fourth-down touchdowns in Week 10 of the 2023 season, giving him 10 passing scores on fourth down since coming into the NFL in 2020, ranking No. 4 in the league over that span.

### FOURTH DOWN PASSING TOUCHDOWNS, NFL, SINCE 2020

Rank	Team/s	Player	Passing Touchdowns
1.	LAR/Det.	QB Jared Goff	14
2.	Buf.	QB Josh Allen	13
3.	Min./Atl.	QB Kirk Cousins	12
4.	<b>LAC</b>	<b>QB Justin Herbert</b>	<b>10</b>
5.	Cin.	QB Joe Burrow	8

Herbert also leads the NFL over that span in passing yards (621) and ranks No. 2 in completions (44). He has the third-most passing first downs (39) and ranks No. 3 in fourth-down passer rating (120.6) since 2020 among players with at least 30 passing attempts on fourth down.

### FOURTH DOWN COMPLETIONS, NFL, SINCE 2020

Rank	Team/s	Player	Completions
1.	LAR/Det.	QB Jared Goff	49
2.	<b>LAC</b>	<b>QB Justin Herbert</b>	<b>44</b>
3.	Min./Atl.	QB Kirk Cousins	41
4.	Cin.	QB Joe Burrow	33
5.	Jax.	QB Trevor Lawrence	31

### FOURTH DOWN PASSING YARDS, NFL, SINCE 2020

Rank	Team/s	Player	Passing Yards
1.	<b>LAC</b>	<b>QB Justin Herbert</b>	<b>621</b>
2.	Min./Atl.	QB Kirk Cousins	518
3.	LAR/Det.	QB Jared Goff	511
4.	Cin.	QB Joe Burrow	415
5.	G.B./NYJ/Pit.	QB Aaron Rodgers	373

### FOURTH DOWN PASSING FIRST DOWNS, NFL, SINCE 2020

Rank	Team/s	Player	Passing First Downs
1.	LAR/Det.	QB Jared Goff	46
2.	<b>LAC</b>	<b>QB Justin Herbert</b>	<b>39</b>
	Min./Atl.	QB Kirk Cousins	39
4.	Cin.	QB Joe Burrow	29
5.	Ari.	QB Kyler Murray	28
	G.B./NYJ/Pit.	QB Aaron Rodgers	28
	Jax.	QB Trevor Lawrence	28

### FOURTH DOWN PASSER RATING, MIN. 30 ATT., NFL, SINCE 2020

Rank	Team/s	Player	Passer Rating
1.	Cin.	QB Joe Burrow	124.6
2.	Phi.	QB Jalen Hurts	121.4
3.	<b>LAC</b>	<b>QB Justin Herbert</b>	<b>120.6</b>
4.	Mia.	QB Tua Tagovailoa	116.6
5.	Atl./Ind.	QB Matt Ryan	112.1

## LEGGING IT OUT

In the team's *Sunday Night Football* victory over Pittsburgh in Week 11 of the 2021 season, **Justin Herbert** threw for 382 yards and ran for 90 yards, becoming the only player to ever top 350 yards passing and 90 yards rushing in a single game. He was the fifth player ever to run for 90 yards and pass for 300 in the same game.

### QUARTERBACKS WITH 300 PASSING YARDS AND 90 RUSHING YARDS, SINGLE GAME, NFL HISTORY

Season (Wk)	Team	Quarterback	Pass Yds	Rush Yds
2022 (2)	Bal.	Lamar Jackson	318	119
2021 (14)	Buf.	Josh Allen	308	109
<b>2021 (11)</b>	<b>LAC</b>	<b>Justin Herbert</b>	<b>382</b>	<b>90</b>
2015 (15)	Car.	Cam Newton	340	100
2014 (7)	Sea.	Russell Wilson	313	106
2011 (5)	Phi.	Mike Vick	315	90
1989 (15)	Phi.	Randall Cunningham	306	92

## TARGET ACQUIRED

**Justin Herbert** has thrown touchdowns to 24 players, including 16 with multiple scores. He's most frequently thrown touchdowns to WR Keenan Allen, who caught 26 scores from Herbert. The first passing score of his career went to WR Jalen Guyton, who also caught the first touchdown of his career on the play.

### HERBERT'S CAREER TOUCHDOWN PASSES BY RECEIVER

Receiver	Touchdown Passes
WR Keenan Allen	26
WR Mike Williams	18
RB Austin Ekeler	16
WR Quentin Johnston	12
TE Donald Parham Jr.	11
WR Joshua Palmer	9
TE Gerald Everett	7
WR Jalen Guyton	7
WR Ladd McConkey	7
TE Jared Cook	4
TE Hunter Henry	4
WR DeAndre Carter	3
WR Tyron Johnson	3
WR Derius Davis	2
TE Will Dissly	2
FB Zander Horvath	2
FB Gabe Nabers	2
TE Stephen Anderson	1
WR DJ Chark Jr.	1
WR Simi Fehoko	1
TE Virgil Green	1
RB Hassan Haskins	1
TE Stone Smartt	1
RB Kimani Vidal	1
<b>Total (24 Receivers)</b>	<b>142</b>

# JUSTIN HERBERT

## A ROOKIE CAMPAIGN FOR THE AGES

### AWARDS

- *The Associated Press* Offensive Rookie of the Year
- *Professional Football Writers of America* Rookie of the Year
- PFWA Offensive Rookie of the Year
- PFWA All-Rookie Selection
- NFL Offensive Rookie of the Month (October)
- NFL Offensive Rookie of the Month (November)
- FedEx NFL Air Player of the Week – Week 11 vs. NYJ (voted by fans)
- Voted by fans as the Pepsi Zero Sugar Rookie of the Year
- Nine-time Pepsi Zero Sugar Rookie of the Week (voted by fans)

### RECORDS AT THE TIME

- Most passing touchdowns by a rookie quarterback ever (31).
- Most combined touchdowns by a rookie in NFL history (36).
- Most consecutive games by a rookie quarterback with multiple passing touchdowns in NFL history (seven).
- Most performances by a rookie quarterback with 300-plus passing yards in NFL history (eight).
- Most performances by a rookie quarterback with three-plus touchdowns in NFL history (six).
- Most games by a rookie quarterback with multiple touchdown passes in NFL history (10).
- Most completions ever by a rookie quarterback (396).
- Youngest player ever to throw 30 touchdowns in a single season, doing so at 22 years, 299 days old.
- Tied for the longest streak of game-winning drives (three games) in the fourth quarter or overtime by a rookie quarterback in the Super Bowl era (since 1966).
- Recorded the first win in pro football history by a rookie quarterback while posting 300 passing yards, three touchdown passes, a rushing score and no interceptions.
- Most passing touchdowns by a rookie quarterback in a game (four) and a half (three) in *Monday Night Football* history.
- Tied for the longest streak of games with three-plus touchdown passes by a rookie quarterback in NFL history (four).
- Tied for the most 300-yard passing performances in a player's first two career games (two).
- Became the first player since at least 1970 to register over 1,500 passing yards and a 100-plus passer rating through the first five games of a career.
- Set marks for the most passing attempts, completions, passing yards and touchdown passes by a rookie quarterback in Chargers history.
- Recorded the most single-game rushing yards by a quarterback in team annals (66 in Week 7 vs. Jax.).

### ACCOMPLISHMENTS AND OTHER NOTES AT THE TIME

- Ranked second among rookie quarterbacks in NFL history with 4,336 passing yards on the season.
- Joined Patrick Mahomes as the only players in history to eclipse 4,000 passing yards in the first 14 starts of a career.
- Became the second player in NFL history to top 250 passing yards in each of the first seven games of a career (Mahomes).
- Threw a touchdown pass in each of his first 10 games played, the second-longest streak to open a career in NFL history.
- Threw for 277 yards in the first half of Week 11, the most by any rookie quarterback in a first half over the last 40 seasons.
- Became the third quarterback in NFL history to have 300 passing yards and a rushing score in a debut.
- Threw for the fourth-most passing yards in a debut since 1970.
- Became the first quarterback to throw a touchdown and run for a score in the first half of a debut since 1954.

## OFFENSIVE ROOKIE OF THE YEAR

Justin Herbert earned widespread recognition as the Offensive Rookie of the Year, including as the 10th quarterback in history to win the honor from *The Associated Press*. Herbert was also selected by *Professional Football Writers of America* as Rookie of the Year and Offensive Rookie of the Year – becoming the second and seventh quarterback to win those awards, respectively. He is the first player in history to be recognized with all three honors.

### QUARTERBACKS TO WIN AP OFFENSIVE ROOKIE OF THE YEAR

Season	Team	Player	Combined TDs
2023	Hou.	C.J. Stroud	26
<b>2020</b>	<b>LAC</b>	<b>Justin Herbert</b>	<b>36</b>
2019	Ari.	Kyler Murray	24
2016	Dal.	Dak Prescott	29
2012	Was.	Robert Griffin III	27
2011	Car.	Cam Newton	35
2010	StL	Sam Bradford	19
2008	Atl.	Matt Ryan	17
2006	Ten.	Vince Young	19
2004	Pit.	Ben Roethlisberger	18
1970	Buf.	Dennis Shaw	10

## HOT OUT OF THE GATE

Justin Herbert kicked off his career with a pair of historic streaks. As a rookie, he tossed a touchdown pass in each of the first 10 games of his career, just one less than the all-time record. Herbert's streak of games with 250-plus passing yards to start a career ended at seven contests, ranking second in NFL history.

### PLAYERS WITH A PASSING TOUCHDOWN, CONSECUTIVE GAMES TO START CAREER, NFL HISTORY

Rank	Team	Player	Consecutive Games
1.	Was.	QB Mark Rypien	11
<b>2.</b>	<b>LAC</b>	<b>QB Justin Herbert</b>	<b>10</b>
3.	Den.	QB Jay Cutler	9

### PLAYERS WITH 250 PASSING YARDS, CONSECUTIVE GAMES TO START CAREER, NFL HISTORY

Rank	Team	Player	Consecutive Games
1.	K.C.	QB Patrick Mahomes	10
<b>2.</b>	<b>LAC</b>	<b>QB Justin Herbert</b>	<b>7</b>
3.	—	Seven Other Players	2

# JUSTIN HERBERT IN PRIMETIME

## A PRIME-TIME PRODIGY

Since entering the NFL, **Justin Herbert** has made 22 starts in primetime, leading the Bolts to wins on each of the regularly-slated prime-time games — *Thursday Night Football*, *Sunday Night Football* and *Monday Night Football*.

He has been one of the best quarterbacks under the lights since entering the NFL in 2020, with his 96.3 passer rating in prime-time games ranking No. 7 in the NFL over the that span among players with at least 500 prime-time passing attempts.

### PRIME-TIME PASSER RATING, MIN. 500 ATT., SINCE 2020

Rank	Team/s	Player	Passer Rating
1.	G.B./NYJ/Pit.	QB Aaron Rodgers	113.2
2.	Buf.	QB Josh Allen	104.9
3.	Bal.	QB Lamar Jackson	102.4
4.	Cin.	QB Joe Burrow	100.1
5.	Dal.	QB Dak Prescott	98.4
6.	K.C.	QB Patrick Mahomes	96.5
7.	LAC	QB Justin Herbert	96.3
8.	Sea./Den./Pit./NYG	QB Russell Wilson	96.0
9.	LAR/Det.	QB Jared Goff	94.8
10.	Det./LAR	QB Matthew Stafford	90.4

Herbert has thrown 40 touchdown passes in his 23 prime-time starts, ranking tied for No. 4 in the NFL in primetime since he entered the league in 2020.

### PRIME-TIME PASSING TOUCHDOWNS, SINCE 2020

Rank	Team/s	Player	Passing Touchdowns
1.	Buf.	QB Josh Allen	59
2.	K.C.	QB Patrick Mahomes	54
3.	G.B./NYJ/Pit.	QB Aaron Rodgers	53
4.	LAC	QB Justin Herbert	40
	Bal.	QB Lamar Jackson	40
6.	Dal.	QB Dak Prescott	37
7.	LAR/Det.	QB Jared Goff	31
	Sea./Den./Pit./NYG	QB Russell Wilson	31

## SUNDAY NIGHT FOOTBALL

**Justin Herbert** has appeared in nine career games on *Sunday Night Football*, totaling 2,633 passing yards and 17 touchdowns with five interceptions on 245-of-371 passing (66.0 pct.) for a 96.3 passer rating. In four of those games, Herbert has registered a completion percentage of at least 65.0 and attempted at least 40 passes, tied for the third-most of those performances since the program's inception in 2006.

In the team's Week 14 win on *SNF* in 2022, Herbert completed 39 passes on 51 attempts (76.5 pct.) for 367 yards and a touchdown with zero interceptions (102.3 rating). His 76.5 completion percentage was the best ever in a Sunday night contest by a quarterback to throw zero interceptions and 45-plus attempts.

### HIGHEST COMPLETION PCT., SUNDAY NIGHT GAME, MIN. 45 ATT., AND ZERO INTERCEPTIONS, NFL HISTORY

Rk.	Team	Game	Player	Comp. Pct.
1.	LAC	Dec. 11, 2022 vs. Mia.	QB Justin Herbert	76.5
2.	T.B.	Oct. 2, 2022 vs. K.C.	QB Tom Brady	75.0
3.	N.E.	Oct. 27, 1996 vs. Buf.	QB Drew Bledsoe	71.1
4.	K.C.	Nov. 14, 2021 at L.V.	QB Patrick Mahomes	70.0

Herbert completed his first 15 passes of the team's 2023 Week 8 win over Chicago on *SNF*, finishing with 298 yards and three touchdowns with zero interceptions on 31-of-40 passing (77.5 pct.) to register a 122.7 passer rating. Herbert's completion percentage was the fourth-highest in a Sunday night contest in NFL history among players with at least 40 passing attempts and zero interceptions.

### HIGHEST COMPLETION PCT., SUNDAY NIGHT GAME, MIN. 40 ATT., AND ZERO INTERCEPTIONS, NFL HISTORY

Rk.	Team	Game	Player	Comp. Pct.
1.	N.O.	Nov. 10, 2013 vs. Dal.	QB Drew Brees	82.9
2.	Mia.	Nov. 5, 2017 vs. Oak.	QB Jay Cutler	81.0
3.	N.O.	Oct. 4, 2015 vs. Dal.	QB Drew Brees	80.5
4.	LAC	Oct. 29, 2023 vs. Chi.	QB Justin Herbert	77.5
5.	LAC	Dec. 11, 2022 vs. Mia.	QB Justin Herbert	76.5

Herbert made his first career appearance on *SNF* in Week 11 of 2021 against Pittsburgh, throwing for 382 yards and three touchdowns with an interception on 31-of-40 passing (73.2 pct.) for a 116.1 passer rating. He added 90 rushing yards to become the first player ever to have at least 350 yards passing and 90 yards rushing in a single game.

His 116.1 passer rating was the best in a quarterback's first career start on *SNF* with at least 40 passing attempts since the program began in 2006. It was also the best passer rating by a quarterback ever in their first career start in a Sunday night game (min. 40 att.).

### PASSER RATING, FIRST CAREER START IN A SUNDAY NIGHT GAME, MINIMUM 40 ATTEMPTS, NFL HISTORY

Rk.	Team	Game	Player	Passer Rtg.
1.	LAC	Nov. 21, 2021 vs. Pit.	QB Justin Herbert	116.1
2.	Ari.	Oct. 2, 2005 vs. S.F.	QB Josh McCown	109.4
3.	StL	Nov. 18, 2001 at N.E.	QB Kurt Warner	105.4

# JUSTIN HERBERT IN PRIMETIME

## THURSDAY NIGHT FOOTBALL

**Justin Herbert** has made four appearances on *Thursday Night Football*, leading the Chargers to a pair of victories. In those four games, Herbert has completed 67.1 percent of his passes (100-of-149) for 1,168 yards and nine touchdowns with three interceptions (102.4 rating).

Since entering the NFL in 2020, Herbert has led the Bolts to a pair of come-from-behind wins on *Thursday Night Football*, tying for the most in the NFL on *TNF* in that span.

### FOURTH QUARTER/OVERTIME COMEBACK WINS, THURSDAY NIGHT FOOTBALL, NFL, SINCE 2020

Rk.	Team/s	Player	4Q/OT Comeback Wins
1.	LAC	QB Justin Herbert	2
	Cin.	QB Joe Burrow	2
	LAR/Det.	QB Jared Goff	2
	Min./Atl.	QB Kirk Cousins	2
	Phi./Ind./LAR/K.C.	QB Carson Wentz	2
6.	—	14 Other Players	1

Herbert recorded his first career comeback win in the fourth quarter or overtime as a rookie in 2020 in Week 15 at Las Vegas, leading the Bolts to a 30-27 overtime victory. He finished the game with 314 passing yards and two touchdowns on 22-of-32 passing (68.8 pct.) for a 121.1 passer rating. Herbert added a rushing touchdown in overtime to secure the victory.

At 22 years, 282 days old, Herbert became the second-youngest player to mount a come-from-behind win in the fourth quarter or overtime of a Thursday night game in NFL history.

### YOUNGEST QUARTERBACKS TO LEAD A COME-FROM-BEHIND WIN IN FOURTH QUARTER OR OVERTIME, THURSDAY NIGHT GAMES, NFL HISTORY

Rk.	Team	Game	Player	Age (Yrs-Days)
1.	S.F.	Dec. 14, 2006 at Sea.	QB Alex Smith	22-221
2.	LAC	Dec. 17, 2020 at L.V.	QB Justin Herbert	22-282
3.	Dal.	Dec. 1, 2016 at Min.	QB Dak Prescott	23-125

## MONDAY NIGHT FOOTBALL

In nine appearances on *Monday Night Football*, **Justin Herbert** has thrown for 2,131 yards and 11 scores with three interceptions on 211-of-329 passing (64.1 pct.) for a 89.9 passer rating.

In 2020, Herbert tossed four touchdown passes on *Monday Night Football*, setting the program's single-game rookie passing touchdown record. He added three touchdowns in the lone Monday night contest in 2021, making him one of four players with seven or more touchdown passes in their first two starts on *MNF* since the program began in 1970.



# LADD McCONKEY

## McCONKEY SETS TEAM ROOKIE RECORDS

In his rookie season, **WR Ladd McConkey** paced the team in receptions (82) and receiving yards (1,149), while ranking second in touchdown grabs (seven). He set team rookie records with his 82 catches and 1,149 yards, while his seven touchdown grabs are the fourth-most in a season in team history by a rookie.

### RECEPTIONS, ROOKIES, CHARGERS HISTORY

Rank	Season	Player	Receptions
1.	2024	<b>WR Ladd McConkey</b>	<b>82</b>
2.	2013	WR Keenan Allen	71
3.	2001	RB LaDainian Tomlinson	59
4.	1978	WR John Jefferson	56
5.	1981	RB James Brooks	46

### RECEIVING YARDS, ROOKIES, CHARGERS HISTORY

Rank	Season	Player	Receiving Yards
1.	2024	<b>WR Ladd McConkey</b>	<b>1,149</b>
2.	2013	WR Keenan Allen	1,046
3.	1978	WR John Jefferson	1,001
4.	1988	WR Anthony Miller	526
5.	1996	WR Charlie Jones	524

In the team's Week 11 win over Cincinnati, McConkey recorded a career-best 123 yards on six receptions (20.5 avg.). It was the seventh-most receiving yards in a single game by a Chargers rookie ever and the most by a Bolts rookie in a game since 2013.

### MOST RECEIVING YARDS, ROOKIES, SINGLE GAME, CHARGERS HISTORY

Rank	Game	Player	Rec. Yds
1	Dec. 4, 1978 vs. Chi.	WR John Jefferson	155
2.	Dec. 17, 1978 at Hou. <sup>^</sup>	WR John Jefferson	149
3.	Nov. 3, 1974 vs. Cle.	WR Harrison Davis	142
4.	Nov. 12, 1978 vs. K.C.	WR John Jefferson	130
5.	Nov. 3, 2013 at Was.	WR Keenan Allen	128
6.	Nov. 24, 2013 at K.C.	WR Keenan Allen	124
<b>7.</b>	<b>Nov. 17, 2024 vs. Cin.</b>	<b>WR Ladd McConkey</b>	<b>123</b>
8.	Nov. 3, 1974 vs. Cle.	RB Don Woods	119

<sup>^</sup>Houston Oilers

In Week 13, McConkey hauled in 117 receiving yards, his third 100-yard performance of the season. 105 of those yards came in the first half, the most ever by a Chargers rookie in a single first half. McConkey's three 100-yard receiving games tied for the second-most by a rookie in team history.

### GAMES WITH 100-PLUS RECEIVING YARDS, ROOKIES, CHARGERS HISTORY

Rank	Season	Player	Games
1.	2013	WR Keenan Allen	5
<b>2.</b>	<b>2024</b>	<b>WR Ladd McConkey</b>	<b>3</b>
	1978	WR John Jefferson	3
4.	—	Six Other Players	1



## McCONKEY A STANDOUT ROOKIE

**WR Ladd McConkey** stood out amongst first-year players, ranking No. 4 in receptions (82) and receiving yards (1,149) among rookies, while his seven touchdown grabs tied for the fourth-most among rookies in 2024. He was the only rookie with at least 50 catches this season to have been selected outside of the first round.

The Georgia product moved the chains or scored on 63.4 percent of his receptions in 2024, the best rate among rookies with at least 70 catches.

### RECEPTIONS, ROOKIES, NFL, 2024

Rank	Team	Player	Receptions
1.	L.V.	TE Brock Bowers	112
2.	NYG	WR Malik Nabers	109
3.	Jax.	WR Brian Thomas Jr.	87
<b>4.</b>	<b>LAC</b>	<b>WR Ladd McConkey</b>	<b>82</b>
5.	Ari.	WR Marvin Harrison Jr.	62

### RECEIVING YARDS, ROOKIES, NFL, 2024

Rank	Team	Player	Receiving Yards
1.	Jax.	WR Brian Thomas Jr.	1,282
2.	NYG	WR Malik Nabers	1,204
3.	L.V.	TE Brock Bowers	1,194
<b>4.</b>	<b>LAC</b>	<b>WR Ladd McConkey</b>	<b>1,149</b>
5.	Ari.	WR Marvin Harrison Jr.	885

### RECEIVING TOUCHDOWNS, ROOKIES, NFL, 2024

Rank	Team	Player	Receiving Touchdowns
1.	Jax.	WR Brian Thomas Jr.	10
2.	Ari.	WR Marvin Harrison Jr.	8
	T.B.	WR Jalen McMillan	8
<b>4.</b>	<b>LAC</b>	<b>WR Ladd McConkey</b>	<b>7</b>
	NYG	WR Malik Nabers	7
6.	K.C.	WR Xavier Worthy	6

### RECEIVING 1ST DOWN PCT., ROOKIES, MIN. 70 REC., NFL, 2024

Rank	Team	Player	Rec. 1st Down Pct.
<b>1.</b>	<b>LAC</b>	<b>WR Ladd McConkey</b>	<b>63.4</b>
2.	Jax.	WR Brian Thomas Jr.	60.9
3.	L.V.	TE Brock Bowers	54.5
4.	NYG	WR Malik Nabers	50.5

# LADD McCONKEY



## AMONG THE NFL'S BEST

WR Ladd McConkey caught 82 passes for 1,149 yards (14.0 avg.) and seven touchdowns this season, ranking No. 3 in yards per reception among all NFL players with at least 80 receptions.

### RECEIVING AVERAGE, MIN. 80 REC., NFL, 2024

Rank	Team	Player	Receiving Avg.
1.	Min.	WR Justin Jefferson	14.9
2.	Jax.	WR Brian Thomas Jr.	14.7
3.	LAC	WR Ladd McConkey	14.0
4.	Cle.	WR Jerry Jeudy	13.7
5.	Cin.	WR Ja'Marr Chase	13.4
6.	Was.	WR Terry McLaurin	13.4

## McCONKEY KEEPS CLIMBING

In his NFL postseason debut, WR Ladd McConkey turned in a record-setting performance, totaling 197 receiving yards on nine receptions (21.9 avg.), including an 86-yard touchdown. His 197 receiving yards set an NFL postseason rookie record, while his 86-yard touchdown was the second-longest reception by a rookie in postseason history.

### MOST RECEIVING YARDS, ROOKIES, SINGLE POSTSEASON GAME, NFL HISTORY

Rk.	Team	Game	Player	Rec. Yds
1.	LAC	Jan. 11, 2025 at Hou.*	WR Ladd McConkey	197
2.	LAR	Jan. 14, 2024 at Det.†	WR Puka Nacua	181
3.	Sea.	Jan. 5, 2020 at Phi.†	WR DK Metcalf	160
4.	Phi.	Jan. 9, 2010 at Dal.†	WR Jeremy Maclin	146
5.	S.D.	Jan. 12, 2014 at Den.**	WR Keenan Allen	142
	Phi.	Dec. 31, 1988 at Chi.††	TE Keith Jackson	142

### LONGEST RECEPTION, ROOKIES, POSTSEASON, NFL HISTORY

Rk.	Team	Game	Player	Length
1.	N.O.	Jan. 21, 2007 at Chi.†††	RB Reggie Bush	88^
2.	LAC	Jan. 11, 2025 at Hou.*	WR Ladd McConkey	86^
3.	Phi.	Jan. 9, 2010 at Dal.†	WR Jeremy Maclin	76^
4.	Cin.	Jan. 8, 2006 vs. Pit.*	WR Chris Henry	66
5.	Phi.	Dec. 31, 1988 at Chi.††	TE Keith Jackson	65

^Touchdown  
 \*AFC Wild Card  
 \*\*AFC Divisional  
 †NFC Wild Card  
 ††NFC Divisional  
 †††NFC Championship

# KEENAN ALLEN

## IN ELITE COMPANY

In Week 2, **Keenan Allen** became just the third player in NFL history to register 380 receptions from multiple passers (380 from **QB Justin Herbert** and 520 from former **QB Philip Rivers**). He joined a pair of Hall of Famers — WR Jerry Rice and TE Tony Gonzalez. Rice caught 386 passes from Hall of Fame QB Joe Montana and 568 passes from Hall of Fame QB Steve Young. Gonzalez caught 419 passes from QB Trent Green and 383 passes from QB Matt Ryan.

### PLAYERS WITH 380 RECEPTIONS FROM MULTIPLE PASSERS, NFL HISTORY

Player	Passer 1 (Rec.)	Passer 2 (Rec.)
WR Jerry Rice*	QB Joe Montana* (386)	QB Steve Young* (568)
TE Tony Gonzalez*	QB Trent Green (419)	QB Matt Ryan (383)
<b>WR Keenan Allen</b>	<b>QB Philip Rivers (520)</b>	<b>QB Justin Herbert (380)</b>

*\*Pro Football Hall of Famer*

## CAPTAIN CONSISTENT

**Keenan Allen** owns the most games with 12-plus catches and 100 receiving yards in NFL history (11), while his 15 career games with at least 11 receptions and 100 yards is also an all-time record.

### MOST GAMES WITH 12-PLUS RECEPTIONS AND 100-PLUS RECEIVING YARDS, NFL HISTORY

Rank	Team/s	Player	Games
1.	LAC/Chi.	<b>WR Keenan Allen</b>	11
2.	Ind.	WR Marvin Harrison*	8
	S.D./Mia./N.E./Den./StL	WR Wes Welker	8
4.	S.F./Oak./Sea.	WR Jerry Rice*	7
	Hou./Ind./Ten.	WR Andre Johnson*	7
	G.B./L.V./NYJ/LAR	WR Davante Adams	7

### MOST GAMES WITH 11-PLUS RECEPTIONS AND 100-PLUS RECEIVING YARDS, NFL HISTORY

Rank	Team/s	Player	Games
1.	LAC/Chi.	<b>WR Keenan Allen</b>	15
2.	Hou./Ind./Ten.	WR Andre Johnson*	13
3.	Ind.	WR Marvin Harrison*	11
	Pit./N.E./T.B.	WR Antonio Brown	11
	Atl./Ten./T.B.	WR Julio Jones	11
	S.D./Mia./N.E./Den./StL	WR Wes Welker	11

### MOST GAMES WITH 10-PLUS RECEPTIONS AND 100-PLUS RECEIVING YARDS, NFL HISTORY

Rank	Team/s	Player	Games
1.	Hou./Ind./Ten.	WR Andre Johnson*	21
2.	Pit./N.E./T.B.	WR Antonio Brown	20
3.	LAC/Chi.	<b>WR Keenan Allen</b>	19
	G.B./L.V./NYJ/LAR	WR Davante Adams	19
5.	Atl./Ten./T.B.	WR Julio Jones	18

*\*Pro Football Hall of Famer*

## KEENAN KEEPS CLIMBING

**Keenan Allen** is among the elite pass catchers in franchise history. His 916 career receptions are the most ever by a Bolts wide receiver and rank No. 2 in franchise history. Allen ranks second in receiving yards (10,659), No. 3 in touchdown catches (61) and fifth in total touchdowns (62) in Chargers history.

Allen has 20 career games with 10-plus catches, the most ever by any Charger, while his 38 100-yard receiving games ranks No. 2.

### CAREER RECEPTIONS, CHARGERS HISTORY

Rank	Seasons	Player	Receptions
1.	2003-18	TE Antonio Gates	955
2.	<b>2013-23, '25-Present</b>	<b>WR Keenan Allen</b>	<b>916</b>
3.	1976-86	WR Charlie Joiner*	586
4.	1979-87	TE Kellen Winslow*	541
5.	2001-09	RB LaDainian Tomlinson*	530
6.	1962-70	FL Lance Alworth*	493

### CAREER RECEIVING YARDS, CHARGERS HISTORY

Rank	Seasons	Player	Receiving Yards
1.	2003-18	TE Antonio Gates	11,841
2.	<b>2013-23, '25-Present</b>	<b>WR Keenan Allen</b>	<b>10,659</b>
3.	1962-70	FL Lance Alworth*	9,584
4.	1976-86	WR Charlie Joiner*	9,203
5.	1966-76	WR Gary Garrison	7,533

### CAREER RECEIVING TOUCHDOWNS, CHARGERS HISTORY

Rank	Seasons	Player	Receiving TDs
1.	2003-18	TE Antonio Gates	116
2.	1962-70	FL Lance Alworth*	81
3.	<b>2013-23, '25-Present</b>	<b>WR Keenan Allen</b>	<b>61</b>
4.	1966-76	WR Gary Garrison	58
5.	1976-86	WR Charlie Joiner*	47

### CAREER TOUCHDOWNS, CHARGERS HISTORY

Rank	Seasons	Player	Touchdowns
1.	2001-09	RB LaDainian Tomlinson*	153
2.	2003-18	TE Antonio Gates	116
3.	1962-70	FL Lance Alworth*	83
4.	2017-23	RB Austin Ekeler	69
5.	<b>2013-23, '25-Present</b>	<b>WR Keenan Allen</b>	<b>62</b>
6.	1966-76	WR Gary Garrison	58
7.	2015-19	RB Melvin Gordon III	47
	1976-86	WR Charlie Joiner*	47

### GAMES WITH 100-PLUS RECEIVING YDS, CHARGERS HISTORY

Rank	Seasons	Player	Games
1.	1962-70	FL Lance Alworth*	41
2.	<b>2013-23, '25-Present</b>	<b>WR Keenan Allen</b>	<b>38</b>
3.	1979-87	TE Kellen Winslow*	24
4.	1976-86	WR Charlie Joiner*	23
	1966-76	WR Gary Garrison	23

*\*Pro Football Hall of Famer*

# KEENAN ALLEN

## THE TOP TARGET

Keenan Allen is the best high-volume receiver in NFL history, setting all-time records for the most games with at least 16 catches (two), 15 catches (three), 14 catches (six), 13 catches (eight), 12 catches (12) and 11 catches (16).

### MOST GAMES WITH 16-PLUS RECEPTIONS, NFL HISTORY

Rk.	Team/s	Player	Games
1.	LAC/Chi.	WR Keenan Allen	2
	Den./Mia./Chi./NYJ/NYG/Sea.	WR Brandon Marshall	2
	Pit./N.E./T.B.	WR Antonio Brown	2

### MOST GAMES WITH 15-PLUS RECEPTIONS, NFL HISTORY

Rk.	Team/s	Player	Games
1.	LAC/Chi.	WR Keenan Allen	3
2.	Dal./L.V.	TE Jason Witten	2
	Den./Mia./Chi./NYJ/NYG/Sea.	WR Brandon Marshall	2
	S.D./Mia./N.E./Den./StL	WR Wes Welker	2
	Pit./N.E./T.B.	WR Antonio Brown	2

### MOST GAMES WITH 14-PLUS RECEPTIONS, NFL HISTORY

Rank	Team/s	Player	Games
1.	LAC/Chi.	WR Keenan Allen	6
2.	Pit./N.E./T.B.	WR Antonio Brown	4
3.	Dal./L.V.	TE Jason Witten	3
	Cin.	WR Ja'Marr Chase	3
5.	—	10 Other Players	2

### MOST GAMES WITH 13-PLUS RECEPTIONS, NFL HISTORY

Rank	Team/s	Player	Games
1.	LAC/Chi.	WR Keenan Allen	8
2.	G.B./L.V./NYJ/LAR	WR Davante Adams	6
3.	S.D./Mia./N.E./Den./StL	WR Wes Welker	5
	Pit./N.E./T.B.	WR Antonio Brown	5
5.	—	Five Other Players	4

### MOST GAMES WITH 12-PLUS RECEPTIONS, NFL HISTORY

Rank	Team/s	Player	Games
1.	LAC/Chi.	WR Keenan Allen	12
2.	S.D./Mia./N.E./Den./StL	WR Wes Welker	9
3.	Ind.	WR Marvin Harrison*	8
	G.B./L.V./NYJ/LAR	WR Davante Adams	8
5.	S.F./Oak./Sea.	WR Jerry Rice*	7
	Hou./Ind./Ten.	WR Andre Johnson*	7
	Pit./N.E./T.B.	WR Antonio Brown	7

### MOST GAMES WITH 11-PLUS RECEPTIONS, NFL HISTORY

Rank	Team/s	Player	Games
1.	LAC	WR Keenan Allen	16
2.	Hou./Ind./Ten.	WR Andre Johnson*	13
3.	—	Five Other Players	12

\*Pro Football Hall of Famer

## A HISTORIC TRACK RECORD

Keenan Allen has a chance to be among the fastest players to reach 1,000 career receptions in NFL history. He previously set the all-time record for the fewest games to reach 950 catches (150 games), 900 catches (139 games), and 700 catches (111 games) and 600 catches (96 games).

### FEWEST GAMES TO 1,000 RECEPTIONS, NFL HISTORY

Rank	Team/s	Player	Games
1.	Ind.	WR Marvin Harrison*	167
2.	Hou.	WR Andre Johnson*	168
3.	K.C.	TE Travis Kelce	175
4.	S.F./Oak./Sea.	WR Jerry Rice*	181
5.	Ari.	WR Larry Fitzgerald	182
—	LAC	WR Keenan Allen	156

### FEWEST GAMES TO 950 RECEPTIONS, NFL HISTORY

Rank	Team/s	Player	Games
1.	LAC/Chi.	WR Keenan Allen	150
2.	Ind.	WR Marvin Harrison*	158
3.	Hou.	WR Andre Johnson*	159
4.	G.B./L.V./NYJ	WR Davante Adams	163
5.	K.C.	TE Travis Kelce	167

### FEWEST GAMES TO 900 RECEPTIONS, NFL HISTORY

Rank	Team/s	Player	Games
1.	LAC	WR Keenan Allen	139
2.	Pit./N.E./T.B.	WR Antonio Brown	143
3.	Ind.	WR Marvin Harrison*	149
4.	Hou.	WR Andre Johnson*	150
5.	Atl./Ten./T.B.	WR Julio Jones	153

Allen previously set records for the most receptions through the first 150 games of a career (951 catches) and the first 100 games of a career (624 catches).

### RECEPTIONS, FIRST 150 CAREER GAMES, NFL HISTORY

Rank	Team/s	Player	Receptions
1.	LAC/Chi.	WR Keenan Allen	951
2.	Pit./N.E./T.B.	WR Antonio Brown	928
3.	Ind.	WR Marvin Harrison*	907
4.	Hou.	WR Andre Johnson*	900
5.	Atl./Ten./T.B.	WR Julio Jones	890

\*Pro Football Hall of Famer

# NAJEE HARRIS

## IN ELITE COMPANY

**Najee Harris** is one of just eight players in NFL history to have at least 1,000 rushing yards and six rushing scores in each of the first four seasons of a career.

### CONSECUTIVE SEASONS WITH 1,000 RUSHING YARDS AND SIX RUSHING TOUCHDOWNS TO START A CAREER, NFL HISTORY

Rank	Team	Player	Consecutive Seasons
1.	S.D.	RB LaDainian Tomlinson*	8 (2001-08)
2.	LAR/Ind.	RB Eric Dickerson*	7 (1983-89)
<b>3.</b>	<b>Pit./LAC</b>	<b>RB Najee Harris</b>	<b>4 (2021-Present)</b>
	Min.	RB Adrian Peterson	4 (2007-10)
	Den.	RB Terrell Davis*	4 (1995-98)
	Det.	RB Barry Sanders*	4 (1989-92)
	Hou.	RB Earl Campbell*	4 (1978-81)
	Dal.	RB Tony Dorsett*	4 (1977-80)

*\*Pro Football Hall of Famer*

## HARRIS AMONG THE BEST

Since entering the NFL, **Najee Harris** ranks among the league leaders in rushing yards and scrimmage yards by a running back.

### RUSHING YARDS, NFL, SINCE 2021

Rank	Team/s	Player	Rushing Yards
1.	Ten./Bal.	RB Derrick Henry	5,755
2.	Ind.	RB Jonathan Taylor	5,080
3.	NYG/Phi.	RB Saquon Barkley	5,020
4.	L.V./G.B.	RB Josh Jacobs	4,809
<b>5.</b>	<b>Pit./LAC</b>	<b>RB Najee Harris</b>	<b>4,345</b>
6.	Cin./Hou.	RB Joe Mixon	4,069

### SCRIMMAGE YARDS, RUNNING BACKS, NFL, SINCE 2021

Rank	Team/s	Player	Scrimmage Yards
1.	Ten./Bal.	RB Derrick Henry	6,727
2.	NYG/Phi.	RB Saquon Barkley	6,209
3.	L.V./G.B.	RB Josh Jacobs	6,199
4.	Ind.	RB Jonathan Taylor	5,949
5.	N.O.	RB Alvin Kamara	5,554
<b>6.</b>	<b>Pit./LAC</b>	<b>RB Najee Harris</b>	<b>5,519</b>
7.	Cin./Hou.	RB Joe Mixon	5,509

# DERWIN JAMES JR.



## A SWISS-ARMY KNIFE

This past season, **Derwin James Jr.**, recorded 93 tackles, 5.5 sacks, 10 tackles for loss, an interception and seven passes defended. He's one of just five players in the NFL this season — and only defensive back — to have at least 70 tackles, five sacks, an interception and five pass breakups.

### PLAYERS WITH 70 TACKLES, FIVE SACKS, AN INTERCEPTION AND FIVE PASSES DEFENDED, NFL, 2024

Rk.	Team	Player	Sacks	PDs	INTs	Tackles
1.	T.B.	LB Lavonte David	5.5	6	1	122
2.	Was.	LB Frankie Luvu	8.0	7	1	99
3.	LAC	<b>S Derwin James Jr.</b>	<b>5.5</b>	<b>7</b>	<b>1</b>	<b>93</b>
4.	Min.	OLB Andrew Van Ginkel	11.5	6	2	79

## MAKING AN IMPACT

**Derwin James Jr.**, eclipsed 500 career tackles in his 67th career game, doing so faster than any defensive back since the turn of the century. In Week 2, James eclipsed 600 career tackles, doing so in his 84th game to tie for the fewest games to reach that mark by a defensive back since 2000.

### FEWEST GAMES TO 500 TACKLES, DEFENSIVE BACKS, NFL, SINCE 2000

Rank	Team/s	Player	Games
1.	LAC	<b>S Derwin James Jr.</b>	<b>67</b>
2.	NYG/Was.	S Landon Collins	68
3.	NYG/Oak./Mia.	S Gibril Wilson	71

### FEWEST GAMES TO 600 TACKLES, DEFENSIVE BACKS, NFL, SINCE 2000

Rank	Team	Player	Games
1.	LAC	<b>S Derwin James Jr.</b>	<b>84</b>
	NYG/Was.	S Landon Collins	84
3.	G.B.	S Morgan Burnett	87
4.	Ari.	S Budda Baker	89

## GETTING AFTER THE QUARTERBACK

**Derwin James Jr.**, recorded a single-season career-best 5.5 sacks in 2024, giving him 17.0 for his career. The 17.0 sacks are tied for the third-most by any defensive back in their first eight pro seasons since the individual sack became a statistic in 1982.

### SACKS, DEFENSIVE BACKS, FIRST EIGHT SEASONS, NFL, SINCE 1982

Rank	Team/s	Player	Sacks
1.	NYJ/Sea.	S Jamal Adams	21.5
2.	S.D.	S Rodney Harrison	19.5
3.	Ari.	S Adrian Wilson	18.5
4.	StL/Was./Chi.	S Adam Archuleta	18.0
	T.B.	CB Ronde Barber	18.0
6.	LAC	<b>S Derwin James Jr.</b>	<b>17.0</b>
	Hou.^	S Keith Bostic	17.0
	N.O.	S Roman Harper	17.0
	T.B.	S Antoine Winfield Jr.	17.0
10.	Chi.	DB Dave Duerson	16.0
	Dal.	DB Bill Bates	16.0

*^Houston Oilers*

In 2024's Week 17 victory at New England, James recorded a career-high two sacks, both of which came on fourth down. It's the most fourth-down sacks in a single game by any defensive back and just the sixth performance of two-plus sacks on fourth down since the individual sack became an official statistic in 1982.

### SACKS, FOURTH DOWN, SINGLE GAME, NFL, SINCE 1982

Rk.	Team	Game	Player	Sacks
1.	LAC	<b>Dec. 28, 2024 at N.E.</b>	<b>S Derwin James Jr.</b>	<b>2.0</b>
	Min.	Jan. 9, 2022 vs. Chi.	LB D.J. Wonnum	2.0
	Phi.	Sept. 12, 2021 at Atl.	DL Javon Hargrave	2.0
	Phi.	Dec. 30, 2018 at Was.	DT Fletcher Cox	2.0
	Min.	Sept. 30, 2012 at Det.	DE Everson Griffen	2.0
	StL	Nov. 30, 2003 vs. Min.	DE Leonard Little	2.0
7.	S.F.	Nov. 29, 2009 vs. Jax.	DT Justin Smith	1.5

# DERWIN JAMES JR.

## AMONG THE BEST THROUGH 80 GAMES

**Derwin James Jr.**, who has appeared in 84 career games, recorded 585 tackles, 31 tackles for loss and 15.0 sacks in his first 80 career games played. He was just the seventh NFL player and the first defensive back to record 550 tackles, 30 tackles for loss and 15.0 sacks within the first 80 games of a career since tackles for loss began being tracked in 2008.

### PLAYERS WITH 500 TACKLES, 25 TACKLES FOR LOSS AND 15 SACKS, FIRST 80 CAREER GAMES, NFL, SINCE 2008

Seasons	Team/s	Player	Sacks	TFL	Tackles
<b>2018-24</b>	<b>LAC</b>	<b>S Derwin James Jr.</b>	<b>15.0</b>	<b>31</b>	<b>585</b>
2019-24	T.B./Hou.	LB Devin White	23.0	40	576
2018-23	Ind./Phi.	LB Shaquille Leonard	16.0	34	628
2018-23	Chi./Bal.	LB Roquan Smith	19.5	56	713
2012-17	Sea.	LB Bobby Wagner	15.5	38	715
2012-17	T.B.	LB Lavonte David	18.0	87	679
2007-12	S.F.	LB Patrick Willis	17.0	37	727

James is also one of eight players — and the only defensive back — since the turn of the century to post 550 tackles, five interceptions and 15 sacks within the first 80 games of a career.

### PLAYERS WITH 550 TACKLES, FIVE INTERCEPTIONS AND 15 SACKS, FIRST 80 CAREER GAMES, NFL, SINCE 2000

Seasons	Team/s	Player	Sacks	INTs	Tackles
<b>2018-24</b>	<b>LAC</b>	<b>S Derwin James Jr.</b>	<b>15.0</b>	<b>9</b>	<b>585</b>
2018-23	Ind./Phi.	LB Shaquille Leonard	16.0	12	628
2018-23	Chi./Bal.	LB Roquan Smith	19.5	8	713
2012-17	Sea.	LB Bobby Wagner	15.5	7	715
2012-17	T.B.	LB Lavonte David	18.0	10	679
2007-12	S.F.	LB Patrick Willis	17.0	6	727
2007-12	NYJ	LB David Harris	19.5	6	555
2000-05	Chi.	LB Brian Urlacher	32.5	7	640

## DERWIN'S PICKS AND SACKS BY PASSER

**Derwin James Jr.**, has recorded nine interceptions and 17.0 sacks in his career. He has brought down Patrick Mahomes the most, totaling three sacks of the Texas Tech product. Below is a look at his career regular-season sacks and interceptions by passer:

### REGULAR-SEASON CAREER INTs BY PASSER (9)

INTs	Passer	Most Recent INT
1 . . . . .	QB Tyson Bagent	Oct. 29, 2023 vs. Chi.
	QB Derek Carr	Oct. 4, 2021 vs. L.V.
	QB Kirk Cousins	Dec. 1, 2024 at Atl.
	QB Nick Foles	Dec. 26, 2022 at Ind.
	QB Jared Goff	Sept. 23, 2018 at LAR
	QB Drew Lock	Nov. 28, 2021 at Den.
	QB Kyler Murray	Nov. 27, 2022 at Ari.
	QB Ben Roethlisberger	Dec. 2, 2018 at Pit.
	QB Josh Rosen	Nov. 25, 2018 vs. Ari.

### REGULAR-SEASON CAREER SACKS BY PASSER (17.0)

Sacks	Passer	Most Recent Sack
3.0 . . . . .	QB Patrick Mahomes	Dec. 8, 2024 at K.C.
2.0 . . . . .	QB Drake Maye	Dec. 28, 2024 at N.E.
1.5 . . . . .	QB Baker Mayfield	Oct. 10, 2021 vs. Cle.
1.0 . . . . .	QB Josh Allen	Sept. 16, 2018 at Buf.
	QB C.J. Beathard	Sept. 30, 2018 vs. S.F.
	QB Joe Burrow	Nov. 17, 2024 vs. Cin.
	QB Derek Carr	Sept. 11, 2022 vs. L.V.
	QB Justin Fields	Sept. 22, 2024 at Pit.
	QB Lamar Jackson	Nov. 25, 2024 vs. Bal.
	QB Marcus Mariota	Nov. 6, 2022 at Atl.
	QB Jarrett Stidham	Dec. 31, 2023 at Den.
	QB Russell Wilson	Oct. 17, 2022 vs. Den.
	QB Bailey Zappe	Dec. 3, 2023 at N.E.
0.5 . . . . .	QB Dak Prescott	Sept. 19, 2021 vs. Dal.

# KHALIL MACK

## RETURN OF THE MACK

Since entering the NFL in 2014, **Khalil Mack** has totaled 108.5 sacks, good for the second-most over that span. He's one of football's top defenders at forcing turnovers, No. 2 in forced fumbles and strip-sacks since entering the NFL.

Mack's 257 career hurries lead the league since he entered the NFL in 2014, while his 456 pressures rank No. 2 over that span.

### SACKS, NFL, SINCE 2014

Rank	Team/s	Player	Sacks
1.	LAR	DT Aaron Donald	111.0
2.	Oak./Chi./LAC	<b>OLB Khalil Mack</b>	<b>108.5</b>
3.	Pit.	LB T.J. Watt	108.0
4.	Cle.	DE Myles Garrett	106.0
5.	N.O. Min./Hou.	DE Cameron Jordan DE Danielle Hunter	101.5 101.5

### FORCED FUMBLES, NFL, SINCE 2014

Rank	Team/s	Player	Forced Fum.
1.	Pit.	LB T.J. Watt	33
1.	Oak./Chi./LAC	<b>OLB Khalil Mack</b>	<b>32</b>
3.	N.E./Ari./L.V.	OLB Chandler Jones	30
4.	T.B.	LB Lavonte David	29
5.	LAR	DT Aaron Donald	24

### STRIP-SACKS, NFL, SINCE 2014

Rk.	Team/s	Player	Strip Sacks
1.	N.E./Ari./L.V.	OLB Chandler Jones	26
2.	Oak./Chi./LAC	<b>OLB Khalil Mack</b>	<b>24</b>
3.	Pit.	LB T.J. Watt	23
4.	Cle.	DE Myles Garrett	19
	Den./T.B.	OLB Shaquil Barrett	19
6.	LAR	DT Aaron Donald	18
	StL/LAR/Mia./Dal./Chi./Phi.	LB Robert Quinn	18
	Jax./Min./Bal./L.V./Ind./Chi.	DE Yannick Ngakoue	18

### QUARTERBACK HURRIES, NFL, SINCE 2014

Rank	Team/s	Player	Hurries
1.	Oak./Chi./LAC	<b>OLB Khalil Mack</b>	<b>257</b>
2.	Den./LAR/Buf./Was.	OLB Von Miller	215
3.	LAR	DT Aaron Donald	214
	N.O.	DE Cameron Jordan	214
5.	Buf./Hou.	DL Jerry Hughes	204

### DEFENSIVE PRESSURES, NFL, SINCE 2014

Rank	Team/s	Player	Pressures
1.	LAR	DT Aaron Donald	475
2.	Oak./Chi./LAC	<b>OLB Khalil Mack</b>	<b>457</b>
3.	N.O.	DE Cameron Jordan	407
4.	Den./LAR/Buf./Was.	OLB Von Miller	404
5.	Hou./Ari.	DE J.J. Watt	393



## A DECADE-LONG STREAK OF SUCCESS

Since his second year in the NFL in 2015, **Khalil Mack** has recorded at least six sacks in each season. He finished with six sacks in the 2024 season to extend the streak to 10 seasons. The 10 consecutive seasons with six-plus sacks is the longest active streak in the NFL and among the longest in NFL history.

### CONSECUTIVE SEASONS WITH SIX-PLUS SACKS, NFL HISTORY

Rk.	Team/s	Player	Consecutive Seasons
1.	Phi./G.B.	DE Reggie White*	14 (1985-98)
2.	Min./Atl./S.F.	DE Chris Doleman*	13 (1987-99)
3.	Min./Sea.	DT John Randle*	12 (1991-2002)
4.	N.O.	DE Cameron Jordan	11 (2012-22)
	Dal./Den.	OLB DeMarcus Ware*	11 (2005-15)
	K.C.	LB Derrick Thomas*	11 (1989-99)
	Min./Det./N.E.	DT Henry Thomas	11 (1988-98)
	Rai.^/Hou.^/G.B.	DE Sean Jones	11 (1985-95)
	N.O./	OLB Rickey Jackson*	11 (1983-93)
10.	Oak./Chi./LAC	<b>OLB Khalil Mack</b>	<b>10 (2015-Present)</b>
	Cin./Sea.	DE Carlos Dunlap	10 (2012-21)
	Car./Chi./G.B.	DE Julius Peppers*	10 (2008-17)
	K.C./Min.	DE Jared Allen	10 (2004-13)
	Ind.	DE Robert Mathis	10 (2004-13)
	Phx.^^^/Was.	LB Ken Harvey	10 (1988-97)
	Chi	DE Richard Dent*	10 (1984-93)
	NYG	Lawrence Taylor*	10 (1982-91)

\*Pro Football Hall of Famer

^Los Angeles Raiders

^^Houston Oilers

^^^Phoenix Cardinals

# KHALIL MACK

## MACK DROPS SIX SACKS IN VICTORY



**Khalil Mack** had a historic performance in the team's 2023 Week 4 win over the Raiders. He set a single-game team record and career high with six sacks, including a pair of strip-sacks. It was the first six-sack performance by any NFL player since 2017 and just the sixth since the stat began being tracked in 1982.

Mack added 10 tackles (eight solo), five tackles for loss, four quarterback hits and a pass defended. He was the only player since at least 2000 to have six sacks and at least 10 tackles in a single game. He was recognized as AFC Defensive Player of the Week for his performance, the fourth weekly award of his career.

Along with his five-sack performance in 2015, Mack joined Hall of Fame LB Derrick Thomas as the only players with multiple games of five or more sacks since the stat started being tracked in 1982.

### SACKS, SINGLE GAME, NFL, SINCE 1982

Rk.	Team	Game	Player	Sacks
1.	K.C.	Nov. 11, 1990 vs. Sea.	LB Derrick Thomas	7.0
2.	LAC	Oct. 1, 2023 vs. L.V.	OLB Khalil Mack	6.0
	Atl.	Nov. 12, 2017 vs. Dal.	DL Adrian Clayborn	6.0
	NYG	Sept. 30, 2007 vs. Phi.	DE Osi Umenyiora	6.0
	K.C.	Sept. 6, 1998 vs. Oak.	LB Derrick Thomas	6.0
	S.F.	Nov. 13, 1983 vs. N.O.	DE Fred Dean	6.0
7.	S.F.	Nov. 19, 2012 vs. Chi.	OLB Aldon Smith	5.5
	Det.	Sept. 4, 1983 at T.B.	DE William Gay	5.5

### SACKS, SINGLE GAME, CHARGERS, SINCE 1982

Rank	Game	Player	Sacks
1.	Oct. 1, 2023 vs. L.V.	OLB Khalil Mack	6.0
	Nov. 16, 1986 vs. Dal.	DE Leslie O'Neal	5.0
3.	Dec. 18, 2011 vs. Bal.	OLB Antwan Barnes	4.0
	Oct. 3, 2010 vs. Ari.	LB Shaun Phillips	4.0
	Oct. 22, 1995 at Sea.	DE Leslie O'Neal	4.0
	Dec. 6, 1992 at Phx.*	DE Leslie O'Neal	4.0
	Dec. 22, 1991 vs. Den.	DE Leslie O'Neal	4.0

\*Phoenix Cardinals

## MACK MAKES HISTORY

**Khalil Mack** eclipsed 12 sacks in 2023, the third season of his career with at least 12 sacks — and with his third franchise. He joined Hall of Famer Kevin Greene as the only two players to have a 12-sack season with three different franchises since the individual sack became an official statistic in 1982.

### PLAYERS WITH 12-SACK SEASON WITH THREE DIFFERENT FRANCHISES, NFL, SINCE 1982

Player	Teams (Seasons)
OLB Khalil Mack	Raiders ('15), Bears ('18), Chargers ('23)
LB Kevin Greene*	Rams ('88-90), Steelers ('93-94), Panthers ('96, '99)

\*Pro Football Hall of Famer

## MACK TOPS 100 CAREER SACKS

In the 150th regular-season game of his career, **OLB Khalil Mack** eclipsed 100 career sacks in the second quarter on a nine-yard takedown. Now 169 games into his career, Mack's 108.5 sacks rank No. 4 among active NFL players.

### SACKS, ACTIVE NFL PLAYERS

Rank	Team/s	Player	Sacks
1.	Den./LAR/Buf./Was.	OLB Von Miller	130.0
2.	N.O.	DE Cameron Jordan	123.0
3.	Ari./Jax./Bal./Atl./Mia.	DL Calais Campbell	112.5
4.	Oak./Chi./LAC	OLB Khalil Mack	108.5
5.	Pit.	LB T.J. Watt	108.0
6.	Cle.	DE Myles Garrett	106.0
7.	Min./Hou.	DE Danielle Hunter	101.5

## MACK ATTACK

By setting his career high with 17.0 sacks in 2023, **Khalil Mack** tied for the most sacks in a single season by a Charger since the individual sack began being tracked in 1982.

Mack forced a total of five fumbles in 2023, including four that were strip-sacks. Since forced fumbles began being tracked in 1994, Mack's five tied for the third-most by a Charger in a single season.

### SACKS, SINGLE SEASON, CHARGERS, SINCE 1982

Rank	Season	Player	Sacks
1.	2023	OLB Khalil Mack	17.0
	2006	LB Shawne Merriman	17.0
	1992	DE Leslie O'Neal	17.0
4.	1986	DE Lee Williams	15.0
5.	1989	DE Lee Williams	14.0

### FORCED FUMBLES, SINGLE SEASON, CHARGERS, SINCE 1994

Rank	Season	Player	Forced Fumbles
1.	2021	OLB Joey Bosa	7
	2009	LB Shaun Phillips	7
3.	2023	OLB Khalil Mack	5
	—	Two Other Players	5

# KHALIL MACK

## MACK'S PICKS BY PASSER

**Khalil Mack** has picked off three passes, including two that he returned for a touchdown. Below is a look at his career regular-season interceptions by quarterback:

### REGULAR-SEASON CAREER INTs BY PASSER (3)

INTs	Passer	Most Recent INT
1	QB Kirk Cousins	Nov. 16, 2020 vs. Min.
	QB DeShone Kizer	Sept. 9, 2018 at G.B.
	QB Cam Newton	Nov. 27, 2016 vs. Car.



## MACK'S SACKS BY PASSER

**Khalil Mack** has sacked 50 players in the regular season for a total of 108.5 career sacks in the regular season. Below is a list of his career sacks by passer, including the postseason:

### REGULAR-SEASON CAREER SACKS BY PASSER (108.5)

Sacks	Passer	Most Recent Sack
6.0	QB Aidan O'Connell	Oct. 1, 2023 vs. L.V.
	QB Brock Osweiler	Nov. 21, 2016 vs. Hou.
5.5	QB Aaron Rodgers	Oct. 17, 2021 vs. G.B.
	QB Alex Smith	aDec. 10, 2017 at K.C.
5.0	QB Trevor Siemian	Nov. 26, 2017 vs. Den.
4.0	QB Derek Carr	Sept. 11, 2022 L.V.
	QB Kirk Cousins	Dec. 20, 2020 at Min.
	QB Dak Prescott	Oct. 16, 2023 vs. Dal.
3.0	QB Tom Brady	Oct. 8, 2020 vs. T.B.
	QB Jared Goff	Oct. 3, 2021 vs. Det.
	QB Josh McCown	Sept. 17, 2017 vs. NYJ
	QB Geno Smith	Sept. 15, 2025 at L.V.
	QB Jameis Winston	Nov. 3, 2024 at Cle.
2.5	QB Patrick Mahomes	Dec. 8, 2024 at K.C.
2.0	QB Sam Bradford	Sept. 23, 2018 at Ari.
	QB Teddy Bridgewater	Oct. 18, 2020 at Car.
	QB Joe Flacco	Sept. 15, 2019 at Den.
	QB Lamar Jackson	Nov. 26, 2023 vs. Bal.
	QB Daniel Jones	Sept. 20, 2020 vs. NYG
	QB Colin Kaepernick	Dec. 7, 2017 vs. S.F.
	QB Case Keenum	Sept. 23, 2019 at Was.
	QB Jordan Love	Nov. 19, 2023 at G.B.
	QB Marcus Mariota	Nov. 29, 2015 at Ten.
	QB Baker Mayfield	Sept. 26, 2021 at Cle.
	QB Philip Rivers	Oct. 27, 2019 vs. LAC
	QB Matthew Stafford	Nov. 11, 2018 vs. Det.
	QB Russell Wilson	Oct. 17, 2022 vs. Den.
	QB Zach Wilson	Nov. 6, 2023 at NYJ
	QB Bailey Zappe	Dec. 3, 2023 at N.E.
1.5	QB Gardner Minshew II	Sept. 8, 2024 vs. L.V.
1.0	QB Blake Bortles	Oct. 23, 2016 at Jax.
	QB Drew Brees	Nov. 1, 2020 vs. N.O.
	QB Joe Burrow	Sept. 19, 2021 vs. Cin.
	QB Jay Cutler	Oct. 4, 2015 at Chi.
	QB Justin Fields	Sept. 22, 2024 at Pit.
	QB Ryan Fitzpatrick	Sept. 30, 2018 vs. T.B.
	QB Nick Foles	Dec. 26, 2022 at Ind.
	QB Blaine Gabbert	Jan. 7, 2024 vs. K.C.
	QB Jimmy Garoppolo	Nov. 13, 2022 at S.F.
	QB DeShone Kizer	Sept. 9, 2018 at G.B.
	QB Eli Manning	Dec. 2, 2018 at NYG
	QB Drake Maye	Dec. 28, 2024 at N.E.
	QB Davis Mills	Oct. 2, 2022 at Hou.
	QB Cam Newton	Nov. 27, 2016 vs. Car.
	QB Kyle Orton	Dec. 21, 2014 vs. Buf.
	QB Spencer Rattler	Oct. 27, 2024 vs. N.O.
	QB Jarrett Stidham	Dec. 31, 2023 at Den.
	QB Tyrod Taylor	Dec. 4, 2016 vs. Hou.
	QB Deshaun Watson	Dec. 13, 2020 vs. Hou.
0.5	QB Matt Ryan	Sept. 27, 2020 at Atl.

### POSTSEASON CAREER SACKS BY PASSER (3.0)

Sacks	Passer	Most Recent Sack
2.0	QB C.J. Stroud	Jan. 11, 2025 at Hou.*
1.0	QB Trevor Lawrence	Jan. 14, 2023 at Jax.*

\*AFC Wild Card

# DAIYAN HENLEY



## TOUGH AS NAILS

In the team's Week 2 win in Las Vegas, **Daiyan Henley** was a late addition to the injury report. Despite battling an illness, he forced a turnover on downs with an 11-yard sack and had one of the team's three interceptions, while also adding 10 tackles (seven solo), two tackles for loss, a QB hit and two passes defended. With the performance, Henley became the sixth player in the last 10 seasons to have 10 tackles, a sack, an interception and multiple pass breakups in a single game.

### PLAYERS WITH 10 TACKLES, A SACK, AN INTERCEPTION AND MULTIPLE PASSES DEFENSED, SINGLE GAME, NFL, SINCE 2016

Game	Tm.	Player	Tkls.	Scks.	INTs	PD
<b>Sept. 15, 2025 at L.V.</b>	<b>LAC</b>	<b>LB D.Henley</b>	<b>10</b>	<b>1.0</b>	<b>1</b>	<b>2</b>
Sept. 12, 2021 vs. NYJ	Car.	LB S.Thompson	10	1.0	1	2
Dec. 6, 2020 at Min.	Jax.	LB J.Schobert	12	1.0	1	2
Nov. 14, 2019 vs. Pit.	Cle.	LB J.Schobert	10	1.0	2	4
Nov. 10, 2019 vs. Mia.	Ind.	LB S.Leonard	13	1.0	1	2
Dec. 2, 2018 vs. S.F.	Sea.	LB B.Wagner	12	1.0	1	2
Dec. 11, 2016 vs. NYJ	S.F.	S J.Ward	10	1.0	1	3

## HENLEY GETS DOUBLE DIGITS

**Daiyan Henley** notched his first 10-tackle game of the 2025 season in the Week 2 victory over Las Vegas. Coupled with his nine double-digit tackle performances from last season, the Week 2 performance marked his 10th game of 10-plus tackles since the start of 2024, the second-most in the NFL in that span.

### MOST GAMES WITH 10-PLUS TACKLES, NFL, SINCE 2024

Rank	Team	Player	Games
1.	Bal.	LB Roquan Smith	11
2.	<b>LAC</b>	<b>LB Daiyan Henley</b>	<b>10</b>
3.	Atl.	LB Kaden Ellis	9
4.	Ari.	S Budda Baker	8
	Ind.	LB Zaire Franklin	8
	Ind./Hou.	LB E.J. Speed	8
	L.V./N.E.	LB Robert Spillane	8
	Phi.	LB Zack Baun	8

### MOST GAMES WITH 10-PLUS TACKLES, NFL, 2024

Rank	Team	Player	Games
1.	<b>LAC</b>	<b>LB Daiyan Henley</b>	<b>9</b>
	Bal.	LB Roquan Smith	9
	Atl.	LB Kaden Ellis	9
4.	Ind.	LB Zaire Franklin	8
	Ind.	LB E.J. Speed	8
	L.V.	LB Robert Spillane	8
	Phi.	LB Zack Baun	8

Six of Henley's 10-tackle performances in 2024 were in consecutive games, the longest such streak in the NFL that season and setting the longest streak by a Charger since the turn of the century.

### CONSECUTIVE GAMES WITH 10-PLUS TACKLES, NFL, 2024

Rk.	Team	Player	Consec. Games (Dates)
1.	<b>LAC</b>	<b>LB Daiyan Henley</b>	<b>6 (Oct. 27, 2024-Dec. 1, 2024)</b>
2.	L.V.	LB Robert Spillane	5 (Sept. 8, 2024-Oct. 6, 2024)
3.	Atl.	LB Kaden Elliss	4 (Oct. 20, 2024-Nov. 10, 2024)
	Buf.	LB Dorian Williams	4 (Sept. 12, 2024-Oct. 6, 2024)
	Ind.	LB E.J. Speed	4 (Sept. 8, 2024-Sept. 29, 2024)
	Phi.	LB Nakobe Dean	4 (Dec. 10, 2024-Present)

### CONSECUTIVE GAMES WITH 10-PLUS TACKLES, CHARGERS, SINCE 2000

Rk.	Player	Dates	Consec. Games
1.	<b>LB Daiyan Henley</b>	<b>Oct. 27, 2024-Dec. 1, 2024</b>	<b>6</b>
2.	LB Donnie Edwards	Nov. 16, 2003-Dec. 7, 2003	4
3.	LB Drue Tranquill	Dec. 18, 2022-Jan. 1, 2023	3
	LB Kyzir White	Nov. 28, 2021-Dec. 12, 2021	3
	LB Kyzir White	Sept. 27, 2020-Oct. 12, 2020	3
	—	Eight Other Streaks	3

# DAIYAN HENLEY

## DAIYAN AN ELITE DEFENDER

In a breakout campaign, Henley finished tied for No. 11 in the NFL with his team-high 142 tackles. His versatility against the run and pass was on display, as Henley was the **only NFL player in 2024 to record at least 120 tackles and more than seven passes defended**. Henley's 142 tackles were the seventh-most by a Charger in a single season since the turn of the century.



TACKLES, NFL, 2024			
Rank	Team	Player	Tackles
1.	Ind.	LB Zaire Franklin	173
2.	Ari.	S Budda Baker	164
3.	L.V.	LB Robert Spillane	158
4.	Bal.	LB Roquan Smith	154
	NYJ	LB Jamien Sherwood	154
6.	Atl.	ILB Kaden Ellis	150
	Phi.	LB Zach Baun	150
8.	Ind.	S Nick Cross	145
9.	Cin.	LB Germaine Pratt	143
	Mia.	LB Jordyn Brooks	143
<b>11.</b>	<b>LAC</b>	<b>LB Daiyan Henley</b>	<b>142</b>
	Ind.	LB E.J. Speed	142

TACKLES, SINGLE SEASON, CHARGERS, SINCE 2000			
Rank	Season	Player	Tackles
1.	2003	LB Donnie Edwards	162
2.	2005	LB Donnie Edwards	154
3.	2004	LB Donnie Edwards	152
4.	2022	LB Drue Tranquill	144
	2021	LB Kyzir White	144
6.	2006	LB Donnie Edwards	143
<b>7.</b>	<b>2024</b>	<b>LB Daiyan Henley</b>	<b>142</b>
8.	2002	LB Donnie Edwards	129

## HENLEY MAKES AN IMPACT

In the team's Week 10 win in 2024, **Daiyan Henley** led the defense with 14 tackles and recorded the first sack of his career. He also added a tackle on special teams. Henley's performance was the 10th in the NFL since the beginning of the 2020 season with at least 10 tackles, a sack and a special teams tackle in a single game.

## PLAYERS WITH 10 TACKLES, A SACK AND A SPECIAL TEAMS TACKLE, SINGLE GAME, NFL, SINCE 2020

Game	Tm.	Player	Tkls.	Scks.	ST Tkl.
Jan. 5, 2025 at Dal.	Was.	S J.Chinn	12	1.0	1
Dec. 15, 2024 vs. Bal.	NYG	S D.Belton	14	1.0	1
<b>Nov. 10, 2024 vs. Ten.</b>	<b>LAC</b>	<b>LB D.Henley</b>	<b>14</b>	<b>1.0</b>	<b>1</b>
Nov. 20, 2022 vs. LAR	N.O.	LB K.Elliss	11	1.5	1
Sept. 11, 2022 vs. Phi.	Det.	S T.Walker	11	1.0	2
Dec. 5, 2021 vs. Ind.	Hou.	LB K.Grugier-Hill	19	1.0	1
Jan. 3, 2021 vs. Min.	Det.	S T.Walker	11	1.0	2
Jan. 3, 2021 at Den.	L.V.	LB N.Morrow	10	1.0	1
Dec. 13, 2020 vs. Min.	T.B.	S A.Winfield	11	1.0	1
Nov. 22, 2020 at Cle.	Phi.	LB A.Singleton	11	1.0	1
Nov. 1, 2020 vs. Dal.	Phi.	LB T.Edwards	12	1.0	1
Oct. 11, 2020 vs. Was.	LAR	LB T.Reeder	10	3.0	1

# TULI TUIPULOTU

## REMEMBER, REMEMBER TULI IN NOVEMBER

**Tuli Tuipulotu** was the NFL's most disruptive pass rusher during the month of November, tying for the league lead with six sacks during the month.

The former Pac-12 Defensive Player of the Year also led the league with 10 quarterback hits in November. With six tackles for loss during the month, Tuipulotu was just the fifth player in the last 10 seasons to have five sacks, 10 quarterback hits and five tackles for loss during a single November.

### SACKS LEADERS, NOVEMBER, NFL, 2024

Rank	Team	Player	Sacks
1.	<b>LAC</b>	<b>OLB Tuli Tuipulotu</b>	<b>6.0</b>
	Cle.	DE Myles Garrett	6.0
3.	Dal.	LB Micah Parsons	5.5
4.	Hou.	DE Danielle Hunter	5.0
	LAR	DE Braden Fiske	5.0

### QUARTERBACK HITS LEADERS, NOVEMBER, NFL, 2024

Rank	Team	Player	QB Hits
1.	<b>LAC</b>	<b>OLB Tuli Tuipulotu</b>	<b>10</b>
2.	Bal.	OLB Oafe Owhe	9
	Cin.	DE Trey Hendrickson	9
	Dal.	DT Osa Odighizuwa	9
	Dal.	LB Micah Parsons	9
6.	—	Three Other Players	8

### PLAYERS WITH FIVE SACKS, 10 QUARTERBACK HITS AND FIVE TACKLES FOR LOSS, SINGLE NOVEMBER, NFL, SINCE 2015

Month	Team	Player	Sks	QB Hits	TFLs
<b>Nov. 2024</b>	<b>LAC</b>	<b>OLB Tuli Tuipulotu</b>	<b>6.0</b>	<b>10</b>	<b>6</b>
Nov. 2021	Dal.	LB Micah Parsons	6.5	12	8
Nov. 2020	N.O.	DE Cameron Jordan	5.0	10	6
Nov. 2019	NYJ	S Jamal Adams	6.5	10	5
Nov. 2015	Hou.	DE J.J. Watt	7.5	26	9

## TULI IMPACTS TWO PHASES

In the team's Week 9 victory, **Tuli Tuipulotu** recorded 2.5 sacks on defense and a pair of special teams tackles, becoming the first NFL player since 2020 and fifth since 2015 to have multiple sacks and multiple special teams tackles in the same game.

### PLAYERS WITH MULTIPLE SACKS AND MULTIPLE SPECIAL TEAMS TACKLES, SINGLE GAME, NFL, SINCE 2015

Game	Tm.	Player	Scks.	ST Tkl.
<b>Nov. 3, 2024 at Cle.</b>	<b>LAC</b>	<b>OLB Tuli Tuipulotu</b>	<b>2.5</b>	<b>2</b>
Dec. 20, 2020 vs. Phi.	Ari.	LB Dennis Gardeck	2.0	2
Oct. 15, 2017 vs. Chi.	Bal.	LB Matthew Judon	2.0	2
Dec. 18, 2016 vs. Cle.	Buf.	LB Lorenzo Alexander	1.5	3
Dec. 6, 2015 at Oak.	K.C.	LB Frank Zombo	2.0	3

## TULI'S STREAK OF MULTI-SACK GAMES



In three-straight games during the team's four-game winning streak in November, **Tuli Tuipulotu** recorded multiple sacks. He was the second NFL player this season and fourth Charger since sacks became an official statistic in 1982 to have three-straight games with multiple sacks. Tuipulotu was just the eighth player to have a three-game multi-sack streak within the first two seasons of a career since sacks became an official stat in 1982.

### CONSECUTIVE MULTI-SACK GAMES, CHARGERS, SINCE 1982

Rk.	Player	Dates	Consec. Games
1.	<b>OLB Tuli Tuipulotu</b>	<b>Nov. 3, 2024-Nov. 17, 2024</b>	<b>3</b>
	OLB Khalil Mack	Nov. 19, 2023-Dec. 3, 2023	3
	OLB Joey Bosa	Oct. 20, 2019-Nov. 3, 2019	3
	LB Shawne Merriman	Oct. 29, 2006-Dec. 10, 2006	3

### CONSECUTIVE MULTI-SACK GAMES, NFL, 2024

Rk.	Team	Player	Consec. Games (Dates)
1.	<b>LAC</b>	<b>OLB Tuli Tuipulotu</b>	<b>3 (Nov. 3, 2024-Nov. 17, 2024)</b>
	Bal.	OLB Kyle Van Noy	3 (Sept. 15, 2024-Sept. 29, 2024)

### CONSECUTIVE MULTI-SACK GAMES, WITHIN FIRST TWO PRO SEASONS, NFL, SINCE 1982

Rk.	Team	Player	Consec. Games (Dates)
1.	S.F.	LB Aldon Smith	4 (Oct. 29, 2012-Nov. 25, 2012)
2.	<b>LAC</b>	<b>OLB Tuli Tuipulotu</b>	<b>3 (Nov. 3, 2024-Nov. 17, 2024)</b>
	Oak.	DE Khalil Mack	3 (Nov. 29, 2015-Dec. 13, 2015)
	Hou.	DE J.J. Watt	3 (Sept. 16, 2012-Sept. 30, 2012)
	S.F.	LB Aldon Smith	3 (Oct. 2, 2011-Oct. 16, 2011)
	Pit.	LB LaMarr Woodley	3 (Sept. 29, 2008-Oct. 19, 2008)
	S.D.	LB Shawne Merriman	3 (Oct. 29, 2006-Dec. 10, 2006)
	Mia.	LB Bryan Cox	3 (Sept. 20, 1992-Oct. 4, 1992)
	Chi.	DE Richard Dent	3 (Oct. 21, 1984-Nov. 4, 1984)

# CAMERON DICKER

## PINPOINT ACCURACY

**Cameron Dicker** has made 95-of-101 career field goal attempts. His field goal percentage of 94.1 is the best in NFL history by a player with at least 100 attempts.

### FIELD GOAL PCT., MIN. 100 ATTEMPTS, NFL HISTORY

Rank	Team/s	Player	Field Goal Pct. (Made-Att.)
1.	Phi./LAC	<b>K Cameron Dicker</b>	<b>94.1 (95-101)</b>
2.	Bal.	K Justin Tucker	89.1 (417-468)
3.	K.C.	K Harrison Butker	88.4 (222-251)
4.	Four Teams*	K Eddy Pineiro	88.3 (113-128)
5.	Pit.	K Chris Boswell	88.2 (277-314)

\*Bears, Jets, Panthers, 49ers

## DICKER KICKS CONSISTENTLY

**Cameron Dicker** has made 79 of his 80 career field goal attempts from less than 50 yards out. His 98.8 percentage on field goals from less than 50 yards is the best by any NFL kicker in at least the last 30 seasons (min. 50 attempts of less than 50 yards).

### FIELD GOAL PCT., LESS THAN 50-YARD ATTEMPTS, MIN. 50 ATTEMPTS, NFL, SINCE 1991

Rk.	Team/s	Player	Field Goal Pct. (Made-Att.)
1.	Phi./LAC	<b>K Cameron Dicker</b>	<b>98.8 (78-79)</b>
2.	Bal.	K Justin Tucker	94.9 (353-372)
3.	K.C.	K Harrison Butker	93.6 (190-203)
4.	T.B./LAR/Ind./Was.	K Matt Gay	92.6 (137-148)
5.	Six Teams*	K Matthew Wright	92.3 (48-52)

\*Jaguars, Steelers, Panthers, Chiefs, Titans, 49ers

## DICKER'S KICKS BY VENUE & SURFACE

### REGULAR-SEASON KICKING BY VENUE

Stadium*	GP	FGM	FGA	Pct.	1-19	20-29	30-39	40-49	50+	Lg	XPM	XPA	Pts
Acrisure Stadium . . . . .	1	1	1	100.0	0-0	1-1	0-0	0-0	0-0	28	1	1	4
Allegiant Stadium . . . . .	4	8	10	80.0	0-0	2-2	5-5	1-1	0-2	49	9	9	33
Bank of America Stadium . . . . .	1	2	2	100.0	0-0	0-0	0-0	2-2	0-0	46	2	3	8
Corinthians Arena . . . . .	1	2	2	100.0	0-0	0-0	2-2	0-0	0-0	39	3	3	9
Empower Field at Mile High . . . . .	3	8	9	88.9	0-0	1-1	3-3	2-2	2-3	52	4	4	28
GEHA Field at Arrowhead Stadium . . . . .	2	2	2	100.0	0-0	0-0	1-1	0-0	1-1	55	4	4	10
Gillette Stadium . . . . .	2	6	6	100.0	0-0	1-1	4-4	1-1	0-0	41	4	4	22
Huntington Bank Field . . . . .	1	0	1	0.0	0-0	0-0	0-0	0-1	0-0	—	3	4	3
Lambeau Field . . . . .	1	2	2	100.0	0-0	2-2	0-0	0-0	0-0	26	2	2	8
Levi's Stadium . . . . .	1	3	3	100.0	0-0	1-1	0-0	2-2	0-0	47	1	1	10
Lucas Oil Stadium . . . . .	1	2	2	100.0	0-0	2-2	0-0	0-0	0-0	24	2	2	8
Mercedes-Benz Stadium . . . . .	2	5	5	100.0	0-0	0-0	3-3	1-1	1-1	51	2	2	17
MetLife Stadium . . . . .	1	2	2	100.0	0-0	0-0	1-1	0-0	1-1	55	3	3	9
Nissan Stadium . . . . .	1	3	3	100.0	0-0	1-1	2-2	0-0	0-0	33	1	1	10
SoFi Stadium . . . . .	21	41	42	97.6	1-1	10-10	6-6	15-15	9-10	57	48	49	171
State Farm Stadium . . . . .	3	8	8	100.0	0-0	3-3	0-0	3-3	2-2	59	4	4	13
U.S. Bank Stadium . . . . .	1	0	1	0.0	0-0	0-0	0-0	0-0	0-1	—	4	4	4
<b>Totals . . . . .</b>	<b>47</b>	<b>95</b>	<b>101</b>	<b>94.1</b>	<b>1-1</b>	<b>24-24</b>	<b>27-27</b>	<b>27-28</b>	<b>16-21</b>	<b>59</b>	<b>97</b>	<b>100</b>	<b>382</b>
Artificial Surfaces . . . . .	30	61	63	96.8	1-1	14-14	16-16	19-19	11-13	57	66	68	249
Grass Surfaces . . . . .	17	34	38	89.5	0-0	10-10	11-11	8-9	5-8	59	31	32	133

### POSTSEASON KICKING BY VENUE

Stadium*	GP	FGM	FGA	Pct.	1-19	20-29	30-39	40-49	50+	Lg	XPM	XPA	Pts
NRG Stadium . . . . .	1	2	2	100.0	0-0	0-0	2-2	0-0	0-0	39	0	1	6
TIAA Bank Field . . . . .	1	3	4	75.0	0-0	2-2	0-0	0-1	1-1	50	3	3	12
<b>Totals . . . . .</b>	<b>2</b>	<b>5</b>	<b>6</b>	<b>83.3</b>	<b>0-0</b>	<b>2-2</b>	<b>2-2</b>	<b>0-1</b>	<b>1-1</b>	<b>50</b>	<b>3</b>	<b>3</b>	<b>18</b>
Artificial Surfaces . . . . .	1	2	2	100.0	0-0	0-0	2-2	0-0	0-0	39	0	1	6
Grass Surfaces . . . . .	1	3	4	75.0	0-0	2-2	0-0	0-1	1-1	50	3	3	12

\*Current or most recent name of venue when operational

# CAMERON DICKER

## THE BEST THROUGH FOUR SEASONS

As a rookie, **Cameron Dicker** made 21-of-22 field goals (95.5 pct.) to set the record for best field goal percentage by a rookie kicker since the 1970 NFL-AFL Merger (min. 15 att.). He has continued his excellence with the Bolts, making 95-of-101 career attempts (94.1 pct.). Dicker's 94.1 career field goal percentage is the best through the first four seasons of a career among kickers with at least 100 field goal attempts.

### FIELD GOAL PCT., FIRST FOUR SEASONS, MIN. 100 ATTEMPTS, NFL, SINCE 1970

Rank	Team/s	Player	Field Goal Pct. (Made-Att.)
1.	Phi./LAC	K Cameron Dicker	94.1 (95-101)
2.	K.C.	K Harrison Butker	90.3 (121-134)
3.	Dal.	K Dan Bailey	89.8 (114-127)
4.	Bal.	K Justin Tucker	87.8 (130-148)
5.	T.B./LAR	K Matt Gay	87.8 (101-115)

## IN THE RECORD BOOKS

**Cameron Dicker** made a career-best 39 field goals in 2024, setting a single-season franchise record. Dicker's 150 points scored this season were the most in a single season by a kicker in team history, trailing only Hall of Fame RB LaDainian Tomlinson's all-time 2006 season in which he set an NFL record with 186 points.

### MADE FIELD GOALS, SINGLE SEASON, CHARGERS HISTORY

Rank	Season	Player	Made Field Goals
1.	2024	K Cameron Dicker	39
2.	2013	K Nick Novak	34
	1994	K John Carney	34
4.	2009	K Nate Kaeding	32
5.	2023	K Cameron Dicker	31
	1999	K John Carney	31
	1993	K John Carney	31

### MOST POINTS SCORED, KICKERS, SINGLE SEASON, CHARGERS HISTORY

Rank	Season	Player	Points Scored
1.	2024	K Cameron Dicker	150
2.	2009	K Nate Kaeding	146
3.	2013	K Nick Novak	144
4.	2006	K Nate Kaeding	136
	1994	K John Carney	135



## DICKER MAKES HISTORY

**Cameron Dicker** made history multiple times in 2024 — most recently in the Week 16 home victory over Denver. At the end of the first half, Dicker attempted a fair catch free kick field goal after a fair catch on the previous play and drilled the 57-yard attempt.

The kick is believed to be the longest fair catch free kick field goal in NFL history and first make since K Ray Wersching, who made a 45-yard attempt for the Bolts in 1976. The last confirmed fair catch free kick field goal attempt was in 2019.

In Week 7 at Arizona, Dicker tied a franchise record with a career-long 59-yard field goal in the second quarter. This season, the Texas product has made nine out of 10 field goals of 50-plus yards (90.0 pct.), the best field goal percentage in the NFL in 2024 from 50-plus yards (min. 10 attempts).

Dicker has 16 career field goals from 50-plus yards and has four of the six longest made attempts in franchise history.

### LONGEST MADE FIELD GOAL, CHARGERS HISTORY

Rank	Game	Player	Distance
1.	Oct. 21, 2024 at Ari. Dec. 9, 2018 vs. Cin.	K Cameron Dicker K Michael Badgley	59 yards 59 yards
3.	Dec. 19, 2024 vs. Den. Dec. 21, 2008 at T.B.	K Cameron Dicker K Nate Kaeding	57 yards* 57 yards
4.	Nov. 6, 2023 at NYJ Oct. 22, 2023 at K.C. Nov. 29, 2009 vs. K.C.	K Cameron Dicker K Cameron Dicker K Nate Kaeding	55 yards 55 yards 55 yards

\*Fair Catch Free Kick Field Goal

## OTHER PLAYER NOTES

### JOHNSTON HAULS IN SCORES

**WR Quentin Johnston** leads the NFL with three touchdown grabs in 2025, continuing his scoring after being among the AFC's best scoring threats in 2024. Last season, he scored a career-high eight receiving touchdowns. Johnston's 11 touchdowns since the start of the 2024 season are tied for No. 4 in the NFL over that span.

#### RECEIVING TOUCHDOWNS, NFL, 2025

Rank	Team	Player	Receiving Touchdowns
1.	LAC	<b>WR Quentin Johnston</b>	3
	Chi.	WR Rome Odunze	3
	Det.	WR Amon-Ra St. Brown	3
	T.B.	WR Emeka Egbuka	3
5.	LAC	<b>WR Keenan Allen</b>	2
	—	10 Other Players	1

#### RECEIVING TOUCHDOWNS, NFL, SINCE 2024

Rank	Team/s	Player	Receiving Touchdowns
1.	Cin.	WR Ja'Marr Chase	18
2.	Det.	WR Amon-Ra St. Brown	15
3.	Was.	WR Terry McLaurin	13
4.	LAC	<b>WR Quentin Johnston</b>	11
	Bal.	TE Mark Andrews	11
	Cin.	WR Tee Higgins	11
	Min.	WR Justin Jefferson	11
	T.B.	WR Mike Evans	11
9.	Jax.	WR Brian Thomas Jr.	10
10.	Chi./LAC	<b>WR Keenan Allen</b>	9
	—	12 Other Players	9

### MAKE YOURSELF AT HOME

**WR Quentin Johnston** has turned in dominant performances in Las Vegas during his career. In three games at Allegiant Stadium, Johnston has hauled in 18 receptions for 280 yards (15.6 avg.) and two touchdowns. His 93.3 receiving yards per game in the venue is the highest by any visiting player with multiple games played at Allegiant Stadium.

#### RECEIVING YARDS PER GAME, ALLEGiant STADIUM, VISITING PLAYERS, MIN. TWO GAMES PLAYED, NFL HISTORY

Rank	Team	Player	Rec. Yds/Game
1.	LAC	<b>WR Quentin Johnston</b>	93.3
2.	K.C.	TE Travis Kelce	93.0
3.	K.C.	WR Tyreek Hill	92.5
4.	LAC	WR Joshua Palmer	72.7
5.	LAC	WR Ladd McConkey	71.5

### TARHEEB PICKS OFF PASSES



In the Week 13 victory over Atlanta, **CB Tarheeb Still** broke up three passes and recorded two interceptions, including one he returned 61 yards for a touchdown. He was named **AFC Defensive Player of the Week** for his efforts, becoming just the fourth rookie since 2020 to have a game with multiple interceptions and a pick-six. A fifth-round selection in the 2024 NFL Draft, Still is just the third Day 3 draft pick to record multiple interceptions and a pick six in the same game as a rookie in over 20 seasons.

#### ROOKIES WITH MULTIPLE INTERCEPTIONS AND PICK SIX, DAY 3 DRAFT PICKS, SINGLE GAME, NFL, SINCE 2005

Game	Tm.	Player	INTs	INT-TD
Dec. 1, 2024 at Atl.	LAC	<b>CB Tarheeb Still</b>	2	1
Dec. 25, 2022 vs. Den.	LAR	CB Cobie Durant	2	1
Oct. 29, 2006 at N.O.	Bal.	S Dawan Landry	2	1

On the season, Still has four interceptions, 10 passes defended, the 61-yard pick six and a half-sack. He is the only NFL rookie this season to have a sack, four interceptions, a pick six and seven passes defended.

#### ROOKIES WITH THREE INTERCEPTIONS AND SEVEN PASSES DEFENSED, NFL, 2024

Team	Player	INT-TD	Sacks	INTs	PDs
LAC	<b>CB Tarheeb Still</b>	1	0.5	4	10
Hou.	S Calen Bullock	0	0.0	5	10
Hou.	CB Kamari Lassiter	0	0.0	3	10

# CAREER NUMBERS AGAINST BRONCOS

13		KEENAN ALLEN						WR	
<b>REGULAR SEASON RECEIVING</b>									
Date	Opp.	Res.	GP/GS	Rec.	Yds	Avg.	Lg	TD	
11/10/13	Den.	L	1/1	4	41	10.3	18	0	
12/12/13	at Den.	W	1/1	2	29	14.5	19t	2	
10/23/14	at Den.	L	1/1	9	73	8.1	19	1	
12/14/14	Den.	L	1/1	3	18	6.0	7	0	
09/11/17	at Den.	L	1/1	5	35	7.0	9	1	
10/22/17	Den.	W	1/1	3	41	13.7	9	0	
11/18/18	Den.	L	1/1	9	89	9.9	27	1	
12/30/18	at Den.	W	1/1	4	64	16.0	21	0	
10/06/19	Den.	L	1/1	4	18	4.5	10	0	
12/01/19	at Den.	L	1/1	6	69	11.3	36t	1	
11/01/20	at Den.	L	1/1	9	67	7.4	22	1	
11/28/21	at Den.	L	1/1	7	85	12.1	24	0	
01/02/22	Den.	W	1/1	4	44	11.0	16	1	
01/08/23	at Den.	L	1/1	8	102	12.8	30	2	
12/10/23	Den.	L	1/1	6	68	11.3	22	0	
<b>Totals</b>			<b>4-11</b>	<b>15/15</b>	<b>83</b>	<b>842</b>	<b>10.1</b>	<b>36t</b>	<b>10</b>
<b>POSTSEASON RECEIVING</b>									
Date	Opp.	Res.	GP/GS	Rec.	Yds	Avg.	Lg	TD	
01/12/14	at Den.	L	1/1	6	142	23.7	46	2	
<b>Totals</b>			<b>0-1</b>	<b>1/1</b>	<b>6</b>	<b>142</b>	<b>23.7</b>	<b>46</b>	<b>2</b>

12		DERIUS DAVIS						WR	
<b>REGULAR SEASON RECEIVING</b>									
Date	Opp.	Res.	GP/GS	Rec.	Yds	Avg.	Lg	TD	
12/10/23	Den.	L	1/0	0	0	—	—	0	
12/31/23	at Den.	L	1/1	0	0	—	—	0	
10/13/24	at Den.	W	1/0	1	8	8.0	8	0	
12/19/24	Den.	W	1/0	2	31	15.5	19t	1	
<b>Totals</b>			<b>2-2</b>	<b>4/1</b>	<b>3</b>	<b>39</b>	<b>13.0</b>	<b>19t</b>	<b>1</b>
<b>REGULAR SEASON KICK RETURNING</b>									
Date	Opp.	Res.	GP	Ret.	Yds	Avg.	Lg	TD	
12/10/23	Den.	L	1	2	44	22.0	24	0	
12/31/23	at Den.	L	1	0	0	—	—	0	
10/13/24	at Den.	W	1	0	0	—	—	0	
12/19/24	Den.	W	1	0	0	—	—	0	
<b>Totals</b>			<b>2-2</b>	<b>4</b>	<b>2</b>	<b>44</b>	<b>22.0</b>	<b>24</b>	<b>0</b>
<b>REGULAR SEASON PUNT RETURNING</b>									
Date	Opp.	Res.	FC	Ret.	Yds	Avg.	Lg	TD	
12/10/23	Den.	L	6	0	0	—	—	0	
12/31/23	at Den.	L	1	1	12	12.0	12	0	
10/13/24	at Den.	W	2	2	26	13.0	18	0	
12/19/24	Den.	W	1	2	17	17.0	17	0	
<b>Totals</b>			<b>2-2</b>	<b>4</b>	<b>11</b>	<b>55</b>	<b>13.8</b>	<b>18</b>	<b>0</b>

48		BUD DUPREE														OLB			
<b>REGULAR SEASON DEFENSE</b>																			
Date	Opp.	Res.	GP/GS	Tot	Solo	Asst	Sks	Yds	TFL	QBH	INT	Yds	Lg	TD	PD	FF	FR	Yds	
12/20/15	Den.	W	1/0	1	0	1	0.0	0	0	1	0	0	—	0	0	0	0	0	
11/25/18	at Den.	L	1/1	0	0	0	0.0	0	0	0	0	0	—	0	0	0	0	0	
9/20/20	Den.	W	1/1	2	1	1	1.0	8	0	3	0	0	—	0	0	1	0	0	
10/13/24	at Den.	W	1/0	0	0	0	0.0	0	0	0	0	0	—	0	0	0	0	0	
12/19/24	Den.	W	1/0	2	1	1	1.0	10	1	1	0	0	—	0	0	0	0	0	
<b>Totals</b>			<b>4-1</b>	<b>5/2</b>	<b>5</b>	<b>2</b>	<b>3</b>	<b>2.0</b>	<b>18</b>	<b>1</b>	<b>5</b>	<b>0</b>	<b>0</b>	<b>—</b>	<b>0</b>	<b>0</b>	<b>1</b>	<b>0</b>	<b>0</b>

83		TYLER CONKLIN						TE	
<b>REGULAR SEASON RECEIVING</b>									
Date	Opp.	Res.	GP/GS	Rec.	Yds	Avg.	Lg	TD	
11/17/19	Den.	W	1/0	2	28	14.0	20	0	
11/12/23	at Den.	W	1/1	4	22	5.5	8	0	
10/08/23	at Den.	W	1/1	4	67	16.8	37	0	
09/29/24	Den.	L	1/1	4	17	4.3	9	0	
<b>Totals</b>			<b>3-1</b>	<b>4/3</b>	<b>14</b>	<b>134</b>	<b>9.6</b>	<b>37</b>	<b>0</b>

11		CAMERON DICKER						K		
<b>REGULAR SEASON KICKING</b>										
Date	Opp.	Res.	GP	FGM	FGA	Pct.	Lg	XPM	Pts	
01/08/23	at Den.	L	1	2	2	100.0	48	2	8	
12/10/23	Den.	L	1	0	0	—	—	1	1	
12/31/23	at Den.	L	1	3	4	75.0	52	0	9	
10/13/24	at Den.	W	1	3	3	100.0	46	2	11	
12/19/24	Den.	W	1	2	2	100.0	57	2	8	
<b>Totals</b>			<b>2-3</b>	<b>5</b>	<b>10</b>	<b>11</b>	<b>90.9</b>	<b>57</b>	<b>7</b>	<b>38</b>

81		WILL DISSLY						TE	
<b>REGULAR SEASON RECEIVING</b>									
Date	Opp.	Res.	GP/GS	Rec.	Yds	Avg.	Lg	TD	
9/9/18	at Den.	L	1/1	3	105	35.0	66	1	
9/12/22	Den.	W	1/1	3	43	14.3	38t	1	
10/13/24	at Den	W	1/0	4	26	6.5	20	0	
<b>Totals</b>			<b>2-1</b>	<b>3/2</b>	<b>10</b>	<b>174</b>	<b>17.4</b>	<b>66</b>	<b>2</b>

42		TUCKER FISK						TE	
<b>REGULAR SEASON RECEIVING</b>									
Date	Opp.	Res.	GP/GS	Rec.	Yds	Avg.	Lg	TD	
12/19/24	Den.	W	1/0	1	10	10.0	10	0	
<b>Totals</b>			<b>1-0</b>	<b>1/0</b>	<b>1</b>	<b>10</b>	<b>10.0</b>	<b>10</b>	<b>0</b>

# CAREER NUMBERS AGAINST BRONCOS

43		TROY DYE															LB	
REGULAR SEASON DEFENSE																		
Date	Opp.	Res.	GP/GS	Tot	Solo	Asst	Sks	Yds	TFL	QBH	INT	Yds	Lg	TD	PD	FF	FR	Yds
11/19/23	at Den.	L	1/0	1	1	0	0.0	0	0	0	0	0	—	0	0	0	0	0
10/13/24	at Den.	W	1/0	0	0	0	0.0	0	0	0	0	0	—	0	0	0	0	0
12/19/24	Den.	W	1/0	0	0	0	0.0	0	0	0	0	0	—	0	0	0	0	0
<b>Totals</b>			<b>2-1</b>	<b>3/0</b>	<b>1</b>	<b>1</b>	<b>0</b>	<b>0.0</b>	<b>0</b>	<b>0</b>	<b>0</b>	<b>0</b>	<b>—</b>	<b>0</b>	<b>0</b>	<b>0</b>	<b>0</b>	<b>0</b>

92		JUSTIN EBOIGBE															DT	
REGULAR SEASON DEFENSE																		
Date	Opp.	Res.	GP/GS	Tot	Solo	Asst	Sks	Yds	TFL	QBH	INT	Yds	Lg	TD	PD	FF	FR	Yds
12/19/24	Den.	W	1/0	1	1	0	0	0	0	0	0	0	—	0	0	0	0	0
<b>Totals</b>			<b>1-0</b>	<b>1/0</b>	<b>1</b>	<b>1</b>	<b>0</b>	<b>0</b>	<b>0</b>	<b>0</b>	<b>0</b>	<b>0</b>	<b>—</b>	<b>0</b>	<b>0</b>	<b>0</b>	<b>0</b>	<b>0</b>

32		ALOHI GILMAN															S	
REGULAR SEASON DEFENSE																		
Date	Opp.	Res.	GP/GS	Tot	Solo	Asst	Sks	Yds	TFL	QBH	INT	Yds	Lg	TD	PD	FF	FR	Yds
11/01/20	at Den.	L	1/0	0	0	0	0.0	0	0	0	0	0	—	0	0	0	0	0
12/27/20	Den.	W	1/0	1	0	1	0.0	0	0	0	0	0	—	0	0	0	0	0
01/02/22	Den.	W	1/0	1	1	0	0.0	0	0	0	0	0	—	0	0	0	0	0
10/17/22	Den.	W (OT)	1/0	1	1	0	0.0	0	0	0	0	0	—	0	0	0	0	0
01/08/23	at Den.	L	1/0	5	4	1	0.0	0	0	0	0	0	—	0	0	0	1	0
12/10/23	Den.	L	1/1	8	6	2	0.0	0	1	0	0	0	—	0	0	0	0	0
12/31/23	at Den.	L	1/1	2	1	1	0.0	0	0	0	0	0	—	0	2	0	0	0
10/13/24	at Den.	W	1/1	10	6	4	1.0	0	0	0	0	0	—	0	1	0	0	0
<b>Totals</b>			<b>4-4</b>	<b>8/3</b>	<b>28</b>	<b>19</b>	<b>9</b>	<b>1.0</b>	<b>0</b>	<b>1</b>	<b>0</b>	<b>0</b>	<b>—</b>	<b>0</b>	<b>3</b>	<b>0</b>	<b>1</b>	<b>0</b>

91		DA'SHAWN HAND															DT	
REGULAR SEASON DEFENSE																		
Date	Opp.	Res.	GP/GS	Tot	Solo	Asst	Sks	Yds	TFL	QBH	INT	Yds	Lg	TD	PD	FF	FR	Yds
9/24/23	Den.	W	1/0	1	0	1	0	0	0	1	0	0	—	0	1	0	0	0
<b>Totals</b>			<b>1-0</b>	<b>1/0</b>	<b>1</b>	<b>0</b>	<b>1</b>	<b>0</b>	<b>0</b>	<b>1</b>	<b>0</b>	<b>0</b>	<b>—</b>	<b>0</b>	<b>1</b>	<b>0</b>	<b>0</b>	<b>0</b>

22		NAJEE HARRIS															RB
REGULAR SEASON OFFENSE																	
Date	Opp.	Res.	GP/GS	Att	Yds	Avg.	Lg	TD	Rec.	Yds	Avg.	Lg	TD	Scrim. Yds	Scrim. TD		
10/10/21	Den.	W	1/1	23	122	5.3	20	1	2	20	10.0	14	0	142	1		
9/15/24	at Den.	W	1/1	17	69	4.1	11	0	1	5	5.0	5	0	74	0		
<b>Totals</b>			<b>2-0</b>	<b>2/2</b>	<b>40</b>	<b>191</b>	<b>4.8</b>	<b>20</b>	<b>1</b>	<b>3</b>	<b>25</b>	<b>8.3</b>	<b>14</b>	<b>0</b>	<b>216</b>		

20		CAM HART															CB	
REGULAR SEASON DEFENSE																		
Date	Opp.	Res.	GP/GS	Tot	Solo	Asst	Sks	Yds	TFL	QBH	INT	Yds	Lg	TD	PD	FF	FR	Yds
10/13/24	at Den.	W	1/1	3	2	1	0.0	0	0	0	0	0	—	0	0	0	0	0
<b>Totals</b>			<b>1-0</b>	<b>1/1</b>	<b>3</b>	<b>2</b>	<b>1</b>	<b>0.0</b>	<b>0</b>	<b>0</b>	<b>0</b>	<b>0</b>	<b>—</b>	<b>0</b>	<b>0</b>	<b>0</b>	<b>0</b>	<b>0</b>

28		HASSAN HASKINS															RB
REGULAR SEASON OFFENSE																	
Date	Opp.	Res.	GP/GS	Att	Yds	Avg.	Lg	TD	Rec.	Yds	Avg.	Lg	TD	Scrim. Yds	Scrim. TD		
11/13/22	Den.	W	1/0	0	0	—	—	0	0	0	—	—	0	0	0		
10/13/24	at Den.	W	1/0	2	5	2.5	3	0	0	0	—	—	0	5	0		
12/19/2024	Den.	W	1/0	0	0	—	—	0	2	39	19.5	34t	1	39	1		
<b>Totals</b>			<b>3-0</b>	<b>3/0</b>	<b>2</b>	<b>5</b>	<b>2.5</b>	<b>3</b>	<b>0</b>	<b>2</b>	<b>39</b>	<b>19.5</b>	<b>34t</b>	<b>1</b>	<b>44</b>		

# CAREER NUMBERS AGAINST BRONCOS

0

DAIYAN HENLEY

LB

**REGULAR SEASON DEFENSE**

Date	Opp.	Res.	GP/GS	Tot	Solo	Asst	Sks	Yds	TFL	QBH	INT	Yds	Lg	TD	PD	FF	FR	Yds
12/10/23	Den.	L	1/0	0	0	0	0.0	0	0	0	0	0	—	0	0	0	0	0
12/31/23	at Den.	L	1/0	3	1	2	0.0	0	0	0	0	0	—	0	0	0	0	0
10/13/24	at Den.	W	1/1	4	2	2	0.0	0	0	0	0	0	—	0	0	0	0	0
12/19/2024	Den.	W	1/1	10	7	3	0.0	0	1	0	0	0	—	0	0	0	0	0
<b>Totals</b>		<b>2-2</b>	<b>4/2</b>	<b>17</b>	<b>10</b>	<b>7</b>	<b>0.0</b>	<b>0</b>	<b>1</b>	<b>0</b>	<b>0</b>	<b>0</b>	<b>—</b>	<b>0</b>	<b>0</b>	<b>0</b>	<b>0</b>	<b>0</b>

10

JUSTIN HERBERT

QB

**REGULAR SEASON PASSING**

Date	Opp.	Res.	GP/GS	Cmp	Att	Pct.	Yds	Y/A	TD	INT	Lg	Sacks	Yds Lost	Rating
11/01/20	at Den.	L	1/1	29	43	67.4	278	6.47	3	2	36	2	3	89.1
12/27/20	Den.	W	1/1	21	33	63.6	253	7.67	1	0	29	2	26	97.2
12/28/21	at Den.	L	1/1	28	44	63.6	303	6.89	2	2	34	3	18	80.0
01/02/22	Den.	W	1/1	22	31	71.0	237	7.65	2	0	45t	0	0	114.6
10/17/22	Den.	W (OT)	1/1	37	57	64.9	238	4.18	0	1	24	2	14	66.3
01/08/23	at Den.	L	1/1	25	37	67.6	273	7.38	2	0	30	1	5	107.2
12/10/23	Den.	L	1/1	9	17	52.9	96	5.65	0	1	18	4	37	45.2
10/13/24	at Den.	W	1/1	21	34	61.8	237	6.97	1	0	38t	3	15	92.4
12/19/24	Den.	W	1/1	23	31	74.2	284	9.16	2	1	34t	2	21	110.1
<b>Totals</b>		<b>5-4</b>	<b>9/9</b>	<b>215</b>	<b>327</b>	<b>65.7</b>	<b>2,199</b>	<b>6.72</b>	<b>13</b>	<b>7</b>	<b>45t</b>	<b>19</b>	<b>139</b>	<b>89.2</b>

**REGULAR SEASON RUSHING**

Date	Opp.	Res.	GP/GS	Att	Yds	Avg.	Lg	TD
11/01/20	at Den.	L	1/1	3	21	7.0	11	0
12/27/20	Den.	W	1/1	4	26	6.5	10	0
11/28/21	at Den.	L	1/1	4	36	9.0	13	0
01/02/22	Den.	W	1/1	4	2	0.5	2	0
10/17/22	Den.	W (OT)	1/1	2	9	4.5	5	0
01/08/23	at Den.	L	1/1	2	-1	-0.5	0	0
12/10/23	Den.	L	1/1	0	0	—	—	0
10/13/24	at Den.	W	1/1	4	2	0.5	5	0
12/19/24	Den.	W	1/1	8	28	3.5	18	0
<b>Totals</b>		<b>5-4</b>	<b>9/9</b>	<b>31</b>	<b>123</b>	<b>4.0</b>	<b>18</b>	<b>0</b>

26

DONTE JACKSON

CB

**REGULAR SEASON DEFENSE**

Date	Opp.	Res.	GP/GS	Tot	Solo	Asst	Sks	Yds	TFL	QBH	INT	Yds	Lg	TD	PD	FF	FR	Yds
12/13/20	Den.	L	1/1	3	2	1	0.0	0	1	0	0	0	—	0	2	0	0	0
9/15/24	at Den.	W	1/1	3	1	2	0.0	0	1	0	0	0	—	0	0	0	0	0
<b>Totals</b>		<b>1-1</b>	<b>2/2</b>	<b>6</b>	<b>3</b>	<b>3</b>	<b>0.0</b>	<b>0</b>	<b>2</b>	<b>0</b>	<b>0</b>	<b>0</b>	<b>—</b>	<b>0</b>	<b>2</b>	<b>0</b>	<b>0</b>	<b>0</b>

3

DERWIN JAMES JR.

S

**REGULAR SEASON DEFENSE**

Date	Opp.	Res.	GP/GS	Tot	Solo	Asst	Sks	Yds	TFL	QBH	INT	Yds	Lg	TD	PD	FF	FR	Yds
11/18/18	Den.	L	1/1	7	7	0	0.0	0	0	0	0	0	—	0	0	0	0	0
12/30/18	at Den.	W	1/1	6	5	1	0.0	0	0	0	0	0	—	0	0	0	0	0
12/01/19	at Den.	L	1/1	4	2	2	0.0	0	1	0	0	0	—	0	0	0	0	0
11/28/21	at Den.	L	1/1	7	5	2	0.0	0	2	1	1	5	5	0	1	0	0	0
01/02/22	Den.	W	1/1	6	4	2	0.0	0	1	0	0	0	—	0	0	0	0	0
10/17/22	Den.	W (OT)	1/1	10	6	4	1.0	11	1	1	0	0	—	0	0	0	0	0
01/08/23	at Den.	L	1/1	6	2	4	0.0	0	0	0	0	0	—	0	1	0	0	0
12/10/23	Den.	L	1/1	11	8	3	0.0	0	0	0	0	0	—	0	1	0	0	0
12/31/23	at Den.	L	1/1	12	7	5	1.0	3	1	1	0	0	—	0	2	0	0	0
10/13/24	at Den.	W	1/1	3	1	2	0.0	0	1	0	0	0	—	0	2	0	0	0
12/19/24	Den.	W	1/1	5	4	1	0.0	0	0	0	0	0	—	0	0	0	0	0
<b>Totals</b>		<b>5-6</b>	<b>11/11</b>	<b>77</b>	<b>51</b>	<b>26</b>	<b>2.0</b>	<b>14</b>	<b>7</b>	<b>3</b>	<b>1</b>	<b>5</b>	<b>5</b>	<b>0</b>	<b>7</b>	<b>0</b>	<b>0</b>	<b>0</b>

# CAREER NUMBERS AGAINST BRONCOS

1		QUENTIN JOHNSTON						WR	
<b>REGULAR SEASON RECEIVING</b>									
Date	Opp.	Res.	GP/GS	Rec.	Yds	Avg.	Lg	TD	
12/10/23	Den.	L	1/0	3	91	30.3	57	0	
12/31/23	at Den.	L	1/1	3	29	9.7	15	0	
10/13/24	at Den.	W	1/1	3	22	7.3	8	0	
12/19/24	Den.	W	1/0	3	18	6.0	6	0	
<b>Totals</b>			<b>2-2</b>	<b>4/2</b>	<b>12</b>	<b>160</b>	<b>13.3</b>	<b>57</b>	<b>0</b>

15		LADD McCONKEY						WR	
<b>REGULAR SEASON RECEIVING</b>									
Date	Opp.	Res.	GP/GS	Rec.	Yds	Avg.	Lg	TD	
10/13/24	at Den.	W	1/1	4	43	10.8	15	0	
12/19/24	Den.	W	1/1	6	87	14.5	27	0	
<b>Totals</b>			<b>2-0</b>	<b>2/2</b>	<b>10</b>	<b>130</b>	<b>13.0</b>	<b>27</b>	<b>0</b>

96		NAQUAN JONES														DL			
<b>REGULAR SEASON DEFENSE</b>																			
Date	Opp.	Res.	GP/GS	Tot	Solo	Asst	Sk	Yds	TFL	QBH	INT	Yds	Lg	TD	PD	FF	FR	Yds	
11/13/22	Den.	W	1/0	3	2	1	1.0	1	2	1	0	0	—	0	0	0	0	0	
<b>Totals</b>			<b>1-0</b>	<b>1/0</b>	<b>3</b>	<b>2</b>	<b>1</b>	<b>1.0</b>	<b>1</b>	<b>2</b>	<b>1</b>	<b>0</b>	<b>0</b>	<b>—</b>	<b>0</b>	<b>0</b>	<b>0</b>	<b>0</b>	<b>0</b>

52		KHALIL MACK														OLB			
<b>REGULAR SEASON DEFENSE</b>																			
Date	Opp.	Res.	GP/GS	Tot	Solo	Asst	Sk	Yds	TFL	QBH	INT	Yds	Lg	TD	PD	FF	FR	Yds	
11/09/14	Den.	L	1/1	1	1	0	0.0	0	0	0	0	0	—	0	1	1	0	0	
12/28/14	at Den.	L	1/1	2	2	0	0.0	0	0	0	0	0	—	0	0	0	0	0	
10/11/15	Den.	L	1/1	6	4	2	0.0	0	1	0	0	0	—	0	0	0	0	0	
12/13/15	at Den.	W	1/1	7	6	1	5.0	32	5	7	0	0	—	0	0	1	0	0	
11/06/16	Den.	W	1/1	3	2	1	2.0	17	1	1	0	0	—	0	1	1	1	0	
01/01/17	at Den.	L	1/1	5	5	0	0.0	0	3	1	0	0	—	0	0	0	0	0	
10/01/17	at Den.	L	1/1	7	7	0	2.0	10	3	4	0	0	—	0	0	0	0	0	
11/26/17	Den.	W	1/1	2	2	0	1.0	7	1	1	0	0	—	0	1	0	0	0	
09/15/19	at Den.	W	1/1	1	1	0	1.0	9	1	1	0	0	—	0	1	0	0	0	
10/17/22	Den.	W (OT)	1/1	5	4	1	1.0	4	1	1	0	0	—	0	1	0	0	0	
01/08/23	at Den.	L	1/1	2	2	0	0.0	0	1	0	0	0	—	0	0	0	0	0	
12/10/23	Den.	L	1/1	2	1	1	0.0	0	0	1	0	0	—	0	1	0	0	0	
12/31/23	at Den.	L	1/1	7	5	2	1.0	9	2	1	0	0	—	0	0	0	0	0	
10/13/24	at Den.	W	1/1	2	2	0	0.0	0	0	1	0	0	—	0	1	1	0	0	
12/19/24	Den.	W	1/1	1	0	1	0.0	0	0	0	0	0	—	0	1	0	0	0	
<b>Totals</b>			<b>7-8</b>	<b>15/15</b>	<b>53</b>	<b>44</b>	<b>9</b>	<b>13.0</b>	<b>88</b>	<b>19</b>	<b>19</b>	<b>0</b>	<b>0</b>	<b>—</b>	<b>0</b>	<b>8</b>	<b>1</b>	<b>1</b>	<b>0</b>

44		SCOTT MATLOCK														FB/DL			
<b>REGULAR SEASON DEFENSE</b>																			
Date	Opp.	Res.	GP/GS	Tot	Solo	Asst	Sk	Yds	TFL	QBH	INT	Yds	Lg	TD	PD	FF	FR	Yds	
12/10/23	Den.	L	1/0	2	1	1	0.0	0	0	0	0	0	—	0	0	0	0	0	
12/31/23	at Den.	L	1/0	1	1	0	0.0	0	1	0	0	0	—	0	0	0	0	0	
10/13/24	at Den.	W	1/1	0	0	0	0.0	0	0	0	0	0	—	0	0	0	0	0	
12/19/24	Den.	W	1/1	0	0	0	0.0	0	0	0	0	0	—	0	0	0	0	0	
<b>Totals</b>			<b>2/2</b>	<b>4/2</b>	<b>3</b>	<b>2</b>	<b>1</b>	<b>0.0</b>	<b>0</b>	<b>1</b>	<b>0</b>	<b>0</b>	<b>—</b>	<b>0</b>	<b>0</b>	<b>0</b>	<b>0</b>	<b>0</b>	<b>0</b>
<b>REGULAR SEASON OFFENSE</b>																			
Date	Opp.	Res.	GP/GS	Att	Yds	Avg.	Lg	TD	Rec.	Yds	Avg.	Lg	TD	Scrim. Yds	Scrim. TD				
12/10/23	Den.	L	1/0	0	0	—	—	0	0	0	—	—	0	0	0				
12/31/23	at Den.	L	1/0	0	0	—	—	0	0	0	—	—	0	0	0				
10/13/24	at Den.	W	1/1	0	0	—	—	0	0	0	—	—	0	0	0				
12/19/24	Den.	W	1/1	0	0	—	—	0	1	10	10.0	10	0	10	0				
<b>Totals</b>			<b>2-2</b>	<b>4/2</b>	<b>0</b>	<b>0</b>	<b>—</b>	<b>0</b>	<b>1</b>	<b>10</b>	<b>10.0</b>	<b>10</b>	<b>0</b>	<b>10</b>	<b>0</b>				

# CAREER NUMBERS AGAINST BRONCOS

29		TARHEEB STILL																CB
REGULAR SEASON DEFENSE																		
Date	Opp.	Res.	GP/GS	Tot	Solo	Asst	Sks	Yds	TFL	QBH	INT	Yds	Lg	TD	PD	FF	FR	Yds
10/13/24	at Den.	W	1/0	3	2	1	0.0	0	0	0	0	0	0	—	0	1	0	0
12/19/24	Den.	W	1/1	3	3	0	0.0	0	0	0	0	0	—	0	1	0	0	
Totals			2-0	2/1	6	5	1	0.0	0	0	0	0	—	0	2	0	0	

24		BENJAMIN ST-JUSTE																CB
REGULAR SEASON DEFENSE																		
Date	Opp.	Res.	GP/GS	Tot	Solo	Asst	Sks	Yds	TFL	QBH	INT	Yds	Lg	TD	PD	FF	FR	Yds
10/31/21	at Den.	L	1/1	6	3	3	0.0	0	1	0	0	0	—	0	0	0	0	
9/17/23	at Den.	W	1/1	5	3	2	0.0	0	0	0	0	0	—	0	0	0	0	
Totals			1-1	2/2	11	6	5	0.0	0	1	0	0	—	0	0	0	0	

90		TEAIR TART																DL
REGULAR SEASON DEFENSE																		
Date	Opp.	Res.	GP/GS	Tot	Solo	Asst	Sks	Yds	TFL	QBH	INT	Yds	Lg	TD	PD	FF	FR	Yds
11/13/22	Den.	W	1/1	3	3	0	0.0	0	0	1	0	0	—	0	0	0	0	
10/13/24	at Den.	W	1/0	2	1	1	0.0	0	0	1	0	0	—	0	0	0	1	
12/19/24	Den.	W	1/0	4	3	1	0.0	0	1	0	0	0	—	0	0	0	0	
Totals			3-0	3/1	9	7	2	0.0	0	1	2	0	—	0	0	0	1	

36		JA'SIR TAYLOR																DB
REGULAR SEASON DEFENSE																		
Date	Opp.	Res.	GP/GS	Tot	Solo	Asst	Sks	Yds	TFL	QBH	INT	Yds	Lg	TD	PD	FF	FR	Yds
10/17/22	Den.	W	1/0	0	0	0	0.0	0	0	0	0	0	—	0	0	0	0	
01/08/23	at Den.	L	1/1	5	4	1	0.0	0	0	0	0	0	—	0	0	0	0	
12/10/23	Den.	L	1/0	0	0	0	0.0	0	0	0	0	0	—	0	0	0	0	
12/31/23	at Den.	L	1/0	0	0	0	0.0	0	0	0	0	0	—	0	0	0	0	
12/19/2024	Den.	W	1/0	2	2	0	0.0	0	0	0	0	0	—	0	0	0	0	
Totals			2-3	5/1	7	6	1	0.0	0	0	0	0	—	0	0	0	0	

45		TULI TUIPULOTU																OLB
REGULAR SEASON DEFENSE																		
Date	Opp.	Res.	GP/GS	Tot	Solo	Asst	Sks	Yds	TFL	QBH	INT	Yds	Lg	TD	PD	FF	FR	Yds
12/10/23	Den.	L	1/1	4	3	1	0.0	0	0	0	0	0	—	0	0	0	0	
12/31/23	at Den.	L	1/1	3	1	2	0.0	0	0	0	0	0	—	0	0	0	0	
10/13/24	at Den.	W	1/1	1	1	0	0.0	0	0	0	0	0	—	0	0	0	0	
12/19/24	Den.	W	1/1	2	2	0	0.0	0	0	2	0	0	—	0	0	0	0	
Totals			2-2	4/4	10	7	3	0.0	0	0	2	0	—	0	0	0	0	

40		KENDALL WILLIAMSON																S
REGULAR SEASON DEFENSE																		
Date	Opp.	Res.	GP/GS	Tot	Solo	Asst	Sks	Yds	TFL	QBH	INT	Yds	Lg	TD	PD	FF	FR	Yds
12/19/2024	Den.	W	1/0	1	1	0	0.0	0	0	0	0	0	—	0	0	0	0	
Totals			1-0	1/0	1	1	0	0.0	0	0	0	0	—	0	0	0	0	

# 2025 LOS ANGELES CHARGERS OFFENSIVE STATISTICS

**Won 2, Lost 0**

9/5/2025      W      27 - 21      Kansas City Chiefs  
 9/15/2025    W      20 - 9      at Las Vegas Raiders

Los Angeles      Opponent  
 Chargers

<b>Total First Downs</b>	<b>37</b>	<b>33</b>						
Rushing	12	13						
Passing	24	17						
Penalty	1	3						
3rd Down: Made/Att	11/24	14/32						
3rd Down Pct.	45.8%	43.8%						
4th Down: Made/Att	2/3	3/5						
4th Down Pct.	66.7%	60.0%						
<b>Possession Avg.</b>	<b>30:31</b>	<b>29:30</b>						
<b>Total Net Yards</b>	<b>711</b>	<b>565</b>						
Avg. Per Game	355.5	282.5						
Total Plays	117	123						
Avg. Per Play	6.1	4.6						
<b>Net Yards Rushing</b>	<b>171</b>	<b>166</b>						
Avg. Per Game	85.5	83.0						
Total Rushes	51	36						
<b>Net Yards Passing</b>	<b>540</b>	<b>399</b>						
Avg. Per Game	270.0	199.5						
Sacked/Yards Lost	5/20	5/39						
Gross Yards	560	438						
Attempts/Completions	61/44	82/48						
Completion Pct.	72.1%	58.5%						
Had Intercepted	0	3						
<b>Punts/Average</b>	<b>5/52.8</b>	<b>5/46.0</b>						
<b>Net Punting Avg.</b>	<b>48.4</b>	<b>44.6</b>						
<b>Penalties/Yards</b>	<b>12/82</b>	<b>15/118</b>						
<b>Fumbles/Ball Lost</b>	<b>3/1</b>	<b>2/0</b>						
<b>Touchdowns</b>	<b>5</b>	<b>2</b>						
Rushing	0	1						
Passing	5	1						
Returns	0	0						
<b>Score By Periods</b>	<b>Q1</b>	<b>Q2</b>	<b>Q3</b>	<b>Q4</b>	<b>OT</b>	<b>Pts</b>		
Team	17	13	10	7	0	47		
Opponents	3	9	6	12	0	30		
<b>Scoring</b>	<b>TD</b>	<b>Ru</b>	<b>Pa</b>	<b>Rt</b>	<b>PAT</b>	<b>FG</b>	<b>2Pt</b>	<b>Pts</b>
Q.Johnston	3	0	3	0	0/0	0/0	0	18
C.Dicker	0	0	0	0	5/5	4/4	0	17
K.Allen	2	0	2	0	0/0	0/0	0	12
<b>Team</b>	<b>5</b>	<b>0</b>	<b>5</b>	<b>0</b>	<b>5/5</b>	<b>4/4</b>	<b>0</b>	<b>47</b>
<b>Opponents</b>	<b>2</b>	<b>1</b>	<b>1</b>	<b>0</b>	<b>0/1</b>	<b>6/6</b>	<b>0</b>	<b>30</b>

2-Pt. Conversions: Team 0/0, Opponents: 0/1  
 Sacks: D.Henley 2.0, K.Mack 1.0, J.Caldwell 1.0, D.Hand 1.0  
**Team: 5.0, Opponents: 5.0**

<b>Rushing</b>	<b>No.</b>	<b>Yds</b>	<b>Avg</b>	<b>Long</b>	<b>TD</b>
O.Hampton	23	72	3.1	15	0
J.Herbert	16	63	3.9	19	0
N.Harris	9	33	3.7	7	0
D.Davis	1	3	3.0	3	0
T.Conklin	1	2	2.0	2	0
Q.Johnston	1	-2	-2.0	-2	0
<b>Team</b>	<b>51</b>	<b>171</b>	<b>3.4</b>	<b>19</b>	<b>0</b>
<b>Opponents</b>	<b>36</b>	<b>166</b>	<b>4.6</b>	<b>15</b>	<b>1</b>

<b>Receiving</b>	<b>No.</b>	<b>Yds</b>	<b>Avg</b>	<b>Long</b>	<b>TD</b>
K.Allen	12	129	10.8	25	2
L.McConkey	11	122	11.1	23	0
Q.Johnston	8	150	18.8	60t	3
T.Harris	3	45	15.0	24	0
N.Harris	3	25	8.3	11	0
O.Hampton	3	14	4.7	7	0
T.Conklin	2	50	25.0	33	0
W.Dissly	2	25	12.5	18	0
K.Lambert-Smith	0	0	0.0	0	0
<b>Team</b>	<b>44</b>	<b>560</b>	<b>12.7</b>	<b>60t</b>	<b>5</b>
<b>Opponents</b>	<b>48</b>	<b>438</b>	<b>9.1</b>	<b>49</b>	<b>1</b>

<b>Interceptions</b>	<b>No.</b>	<b>Yds</b>	<b>Avg</b>	<b>Long</b>	<b>TD</b>
D.Henley	1	8	8.0	8	0
D.Jackson	1	0	0.0	0	0
T.Jefferson	1	0	0.0	0	0
<b>Team</b>	<b>3</b>	<b>8</b>	<b>2.7</b>	<b>8</b>	<b>0</b>

<b>Punting</b>	<b>No</b>	<b>Yds</b>	<b>Avg</b>	<b>Net</b>	<b>TB</b>	<b>In</b>	<b>Lg</b>	<b>B</b>
J.Scott	5	264	52.8	48.4	0	2	56	0
<b>Team</b>	<b>5</b>	<b>264</b>	<b>52.8</b>	<b>48.4</b>	<b>0</b>	<b>2</b>	<b>56</b>	<b>0</b>
<b>Opponents</b>	<b>5</b>	<b>230</b>	<b>46.0</b>	<b>44.6</b>	<b>0</b>	<b>2</b>	<b>60</b>	<b>0</b>

<b>Punt Returns</b>	<b>Ret</b>	<b>FC</b>	<b>Yds</b>	<b>Avg</b>	<b>Long</b>	<b>TD</b>
D.Davis	1	2	7	7.0	7	0
<b>Team</b>	<b>1</b>	<b>2</b>	<b>7</b>	<b>7.0</b>	<b>7</b>	<b>0</b>
<b>Opponents</b>	<b>3</b>	<b>2</b>	<b>22</b>	<b>7.3</b>	<b>15</b>	<b>0</b>

<b>Kickoff Returns</b>	<b>No.</b>	<b>Yds</b>	<b>Avg</b>	<b>Long</b>	<b>TD</b>
H.Haskins	5	118	23.6	29	0
D.Davis	1	29	29.0	29	0
<b>Team</b>	<b>6</b>	<b>147</b>	<b>24.5</b>	<b>29</b>	<b>0</b>
<b>Opponents</b>	<b>9</b>	<b>238</b>	<b>26.4</b>	<b>37</b>	<b>0</b>

<b>Field Goals</b>	<b>1-19</b>	<b>20-29</b>	<b>30-39</b>	<b>40-49</b>	<b>50+</b>
C.Dicker	0/0	1/1	3/3	0/0	0/0
<b>Team</b>	<b>0/0</b>	<b>1/1</b>	<b>3/3</b>	<b>0/0</b>	<b>0/0</b>
<b>Opponents</b>	<b>0/0</b>	<b>1/1</b>	<b>2/2</b>	<b>1/1</b>	<b>2/2</b>

Fumbles Lost: J.Herbert 1 **Total: 1**  
 Opponent Fumble Recoveries: **Total: 0**

<b>Passing</b>	<b>Att</b>	<b>Cmp</b>	<b>Yds</b>	<b>Cmp%</b>	<b>Yds/Att</b>	<b>TD</b>	<b>TD%</b>	<b>Int</b>	<b>Int%</b>	<b>Long</b>	<b>Sack</b>	<b>Lost</b>	<b>Rating</b>
J.Herbert	61	44	560	72.1%	9.2	5	8.2%	0	0.0%	60t	5/	20	127.8
<b>Team</b>	<b>61</b>	<b>44</b>	<b>560</b>	<b>72.1%</b>	<b>9.2</b>	<b>5</b>	<b>8.2%</b>	<b>0</b>	<b>0.0%</b>	<b>60t</b>	<b>5/</b>	<b>20</b>	<b>127.8</b>
<b>Opponents</b>	<b>82</b>	<b>48</b>	<b>438</b>	<b>58.5%</b>	<b>5.3</b>	<b>1</b>	<b>1.2%</b>	<b>3</b>	<b>3.7%</b>	<b>49</b>	<b>5/</b>	<b>39</b>	<b>61.9</b>

# 2025 LOS ANGELES CHARGERS DEFENSIVE STATISTICS

Official Press Box Totals — Confirmed by league review.

Player	— Tackles —			Sacks	Yards	TFLs	QB Hits	Interceptions	Passes Def.	— Fumbles —	
	Total	Solo	Asst.							Forced	Recoveries
Daiyan Henley . . . . .	18	10	8	2.0	19	3	2	1	2	0	0
Derwin James Jr. . . . .	14	8	6	0.0	0	1	2	0	2	0	0
Tarheeb Still . . . . .	12	10	2	0.0	0	1	0	0	2	0	0
Alohi Gilman . . . . .	12	6	6	0.0	0	0	0	0	2	0	0
Troy Dye . . . . .	7	3	4	0.0	0	0	0	0	0	0	0
Cam Hart . . . . .	6	6	0	0.0	0	0	0	0	0	0	0
Tuli Tuipulotu . . . . .	6	4	2	0.0	0	1	3	0	2	0	0
Tony Jefferson . . . . .	5	2	3	0.0	0	0	0	1	2	0	0
Donte Jackson . . . . .	4	4	0	0.0	0	0	0	1	3	0	0
Elijah Molden . . . . .	4	4	0	0.0	0	0	0	0	0	0	0
Da'Shawn Hand . . . . .	3	2	1	1.0	1	1	2	0	0	0	0
Naquan Jones . . . . .	3	2	1	0.0	0	0	0	0	1	0	0
Khalil Mack . . . . .	2	2	0	1.0	10	1	2	0	0	0	0
Jamaree Caldwell . . . . .	2	2	0	1.0	9	1	1	0	0	0	0
Teair Tart . . . . .	2	2	0	0.0	0	0	1	0	2	0	0
Caleb Murphy . . . . .	2	1	1	0.0	0	0	0	0	0	0	0
Justin Eboigbe . . . . .	2	1	1	0.0	0	0	0	0	0	0	0
Bud Dupree . . . . .	2	0	2	0.0	0	0	0	0	1	0	0
Benjamin StOJuste . . . . .	1	1	0	0.0	0	0	0	0	0	0	0
<b>Totals . . . . .</b>	<b>107</b>	<b>70</b>	<b>37</b>	<b>5.0</b>	<b>39</b>	<b>9</b>	<b>13</b>	<b>3</b>	<b>19</b>	<b>0</b>	<b>0</b>
<i>Defensive Backs . . . . .</i>	<i>58</i>	<i>41</i>	<i>17</i>	<i>0.0</i>	<i>0</i>	<i>2</i>	<i>2</i>	<i>2</i>	<i>11</i>	<i>0</i>	<i>0</i>
<i>Linebackers . . . . .</i>	<i>25</i>	<i>13</i>	<i>12</i>	<i>2.0</i>	<i>19</i>	<i>3</i>	<i>2</i>	<i>1</i>	<i>2</i>	<i>0</i>	<i>0</i>
<i>Outside Linebackers . . . . .</i>	<i>12</i>	<i>7</i>	<i>5</i>	<i>1.0</i>	<i>10</i>	<i>2</i>	<i>5</i>	<i>0</i>	<i>3</i>	<i>0</i>	<i>0</i>
<i>Defensive Line . . . . .</i>	<i>12</i>	<i>9</i>	<i>3</i>	<i>2.0</i>	<i>10</i>	<i>2</i>	<i>4</i>	<i>0</i>	<i>3</i>	<i>0</i>	<i>0</i>

## SPECIAL TEAMS TACKLES

Player	Total Tackles
Caleb Murphy . . . . .	4
Del'Shawn Phillips . . . . .	3
Hassan Haskins . . . . .	2
Benjamin St-Juste . . . . .	2
Ja'Sir Taylor . . . . .	2
Marlow Wax . . . . .	2
Troy Dye . . . . .	1
Kendal Williamson . . . . .	1
<b>Totals . . . . .</b>	<b>17</b>

# 2025 GAME SUMMARIES

## WEEK 1 vs. KANSAS CITY



### CHIEFS 21 CHARGERS 27

Friday, Sept. 5, 2025  
Corinthians Arena – São Paulo, Brazil



### GAME STATISTICS

TEAM	1	2	3	4	OT	F
Kansas City	0	6	6	9	—	21
L.A. Chargers	7	6	7	7	—	27

### SCORING SUMMARY

Team	Q	Time	Play
Chargers	1	9:11	Q.Johnston 5 yd. pass from J.Herbert (C.Dicker kick)
Chargers	2	13:47	C.Dicker 39 yd. Field Goal
Chiefs	2	4:50	H.Butker 35 yd. Field Goal
Chargers	2	0:45	C.Dicker 36 yd. Field Goal
Chiefs	2	0:00	H.Butker 59 yd. Field Goal
Chiefs	3	8:05	P.Mahomes 11 yd. run (kick failed, wr)
Chargers	3	0:32	K.Allen 11 yd. pass from J.Herbert (C.Dicker kick)
Chiefs	4	12:04	T.Kelce 37 yd. pass from P.Mahomes (pass failed)
Chargers	4	5:02	Q.Johnston 23 yd. pass from J.Herbert (C.Dicker kick)
Chiefs	4	2:34	H.Butker 27 yd. Field Goal

### TEAM STATISTICS

	KC	LAC
FIRST DOWNS:	18	22
TOTAL NET YARDS:	347	394
NET RUSHING YARDS:	98	90
NET PASSING YARDS:	249	304
PENALTIES/YARDS:	10-71	6-49
3RD DOWN EFFICIENCY (%):	5-14 (35.7%)	7-13 (53.8%)
PUNTS/AVERAGE:	3-38.7	2-53.0
SACKS/YARDS:	2/9	3/14
FUMBLES/LOST:	1-0	1-0
POINTS OFF TURNOVERS:	0	0
AVG. DRIVE START:	OWN 31	OWN 24
TIME OF POSSESSION:	27:16	32:44

### INDIVIDUAL TOP PERFORMERS



#### PASSING

J.Herbert	CMP	ATT	YDS	TD	INT	RT	P.Mahomes	CMP	ATT	YDS	TD	INT	RT
J.Herbert	25	34	318	3	0	131.7	P.Mahomes	24	39	258	1	0	89.5

#### RUSHING

O.Hampton	ATT	YDS	AVG	LG	TD	P.Mahomes	ATT	YDS	AVG	LG	TD
O.Hampton	15	48	3.2	11	0	P.Mahomes	6	57	9.5	15	1
J.Herbert	7	32	4.6	19	0	I.Pacheco	5	25	5.0	10	0

#### RECEIVING

K.Allen	REC	YDS	AVG	LG	TD	M.Brown	REC	YDS	AVG	LG	TD
K.Allen	7	68	9.7	15	1	M.Brown	10	99	9.9	49	0
L.McConkey	6	74	12.3	23	0	J.Smith-Schuster	5	55	11.0	16	0
Q.Johnston	5	79	15.8	33	2	T.Kelce	2	47	23.5	37	1
T.Conklin	2	50	25.0	33	0	T.Thornton	2	41	20.5	38	0

**TACKLES (SOLO) - LAC:** A.Gilman 9 (4), D.Henley 8 (3), D.James 7 (5);  
**KC:** C.Conner 9 (7), N.Bolton 8 (6), J.Watson 6 (5).

**SACKS - LAC:** D.Hand 1-1, D.Henley 1-8; **KC:** D.Tranquill 2-13, G.Karlaftis 1-1.

**INTERCEPTIONS - LAC:** None; **KC:** None.

#### STARTERS

WR.... K.Allen	OLB.. T. Tuipulotu	WR.... J.Smith-Schuster	DE ..... M.Danna
TE..... T.Conklin	DL..... D.Hand	WR.... M.Brown	DT..... C.Jones
LT..... J.Alt	DL..... T.Tart	LT ..... J.Simmons	DT..... J.Tillery
LG.... Z.Johnson	OLB..... K.Mak	LG.... K.Suamataia	LB..... L.Chenal
C..... B.Bozeman	LB..... D.Henley	C..... C.Humphrey	LB..... D.Tranquill
RG.... M.Becton	LB.... D.Perryman	RG.... T.Smith	LB..... N.Bolton
RT.... T.Pipkins	CB ..... D.Jackson	RT.... J.Taylor	DB..... C.Conner
WR.... Q.Johnston	CB ..... T.Still	TE.... T.Kelce	DB..... J.Hicks
WR.... L.McConkey	S..... E.Molden	WR.... X.Worthy	CB ..... T.McDuffie
QB.... J.Herbert	S..... A.Gilman	QB.... P.Mahomes	CB ..... J.Watson
RB.... O.Hampton	S..... D.James	RB.... I.Pacheco	S..... B.Cook

## WEEK 2 AT LAS VEGAS



### CHARGERS 20 RAIDERS 9

Monday, Sept. 15, 2025  
Allegiant Stadium – Las Vegas, Nev.



### GAME STATISTICS

TEAM	1	2	3	4	OT	F
L.A. Chargers	10	7	3	0	—	20
Las Vegas	3	3	0	3	—	9

### SCORING SUMMARY

Team	Q	Time	Play
Chargers	1	13:43	C.Dicker 38 yd. Field Goal
Raiders	1	9:02	D.Carlson 54 yd. Field Goal
Chargers	1	0:20	K.Allen 10 yd. pass from J.Herbert (C.Dicker kick)
Raiders	2	9:54	D.Carlson 40 yd. Field Goal
Chargers	2	1:51	Q.Johnston 60 yd. pass from J.Herbert (C.Dicker kick)
Chargers	3	7:30	C.Dicker 20 yd. Field Goal
Raiders	4	11:15	D.Carlson 37 yd. Field Goal

### TEAM STATISTICS

	LAC	LV
FIRST DOWNS:	15	15
TOTAL NET YARDS:	317	218
NET RUSHING YARDS:	81	68
NET PASSING YARDS:	236	150
PENALTIES/YARDS:	6-33	5-47
3RD DOWN EFFICIENCY (%):	4-11 (36.4%)	9-18 (50.0%)
PUNTS/AVERAGE:	3-52.7	2-57.0
SACKS/YARDS:	3/30	2/26
FUMBLES/LOST:	2-1	1-0
POINTS OFF TURNOVERS:	3	0
AVG. DRIVE START:	OWN 35	OWN 28
TIME OF POSSESSION:	28:17	31:43

### INDIVIDUAL TOP PERFORMERS



#### PASSING

J.Herbert	CMP	ATT	YDS	TD	INT	RT	G.Smith	CMP	ATT	YDS	TD	INT	RT
J.Herbert	19	27	242	2	0	122.8	G.Smith	24	43	180	0	3	37.0

#### RUSHING

J.Herbert	ATT	YDS	AVG	LG	TD	A.Jeanty	ATT	YDS	AVG	LG	TD
J.Herbert	9	31	3.4	12	0	A.Jeanty	11	43	3.9	13	0
N.Harris	8	28	3.5	7	0	G.Smith	5	20	4.0	15	0

#### RECEIVING

K.Allen	REC	YDS	AVG	LG	TD	J.Meyers	REC	YDS	AVG	LG	TD
K.Allen	5	61	12.2	25	1	J.Meyers	6	68	11.3	25	0
L.McConkey	5	48	9.6	19	0	B.Bowers	5	38	7.6	9	0
Q.Johnston	3	71	23.7	60	1	T.Tucker	3	12	4.0	5	0
T.Harris	2	34	17.0	24	0	A.Jeanty	3	1	0.3	4	0

**TACKLES (SOLO) - LAC:** D.Henley 10 (7), T.Still 9 (7), D.James 7 (3); **LV:** D.White 8 (6), G.Pratt 7 (5), J.Chinn 6 (6).

**SACKS - LAC:** D.Henley 1-11, K.Mack 1-10, J.Caldwell 1-9; **LV:** J.Laulu 2-6.

**INTERCEPTIONS - LAC:** D.Henley 1-8-0, T.Jefferson 1-0-0, D.Jackson 1-0-0; **LV:** None.

#### STARTERS

WR.... Q.Johnston	OLB.. T. Tuipulotu	WR ... D.Thornton	DT ..... A.Butler
LT..... J.Alt	DL..... T.Tart	WR ... J.Meyers	DL ..... L.Fotu
LG.... Z.Johnson	DL..... D.Hand	LT .... K.Miller	DT ..... T.Booker
C..... B.Bozeman	OLB..... K.Mack	LG .... D.Parham	DE ..... M.Crosby
RG.... M.Becton	LB..... D.Henley	C ..... J.Meredith	LB ..... G.Pratt
RT.... T.Pipkins	LB..... T.Dye	RG .... A.Cappa	LB ..... D.White
TE.... T.Conklin	CB ..... D.Jackson	RT .... D.Glaze	LB ..... E.Roberts
TE.... W.Dissly	CB ..... T.Still	TE .... M.Mayer	CB ..... E.Stokes
FB.... S.Matlock	S..... T.Jefferson	WR ... T.Tucker	CB ..... K.Kelly
QB.... J.Herbert	S..... A.Gilman	QB ... G.Smith	S ..... J.Chinn
RB.... O.Hampton	S..... D.James	RB ... A.Jeanty	S ..... I.Pola-Mao

# 2025 LOS ANGELES CHARGERS NUMERICAL ROSTER

## ACTIVE ROSTER

No.	Name	Pos.	Ht.	Wt.	Age	Exp.	College	Hometown	How Acq.
0	Daiyan Henley	LB	6-0	225	25	3	Washington State	Los Angeles, Calif.	D3-'23
1	Quentin Johnston	WR	6-2	208	24	3	TCU	Temple, Texas	D1-'23
2	Elijah Molden	DB	5-10	192	25	5	Washington	West Linn, Ore.	T (Ten)-'24
3	Derwin James Jr.	S	6-2	215	29	8	Florida State	Haines City, Fla.	D1-'18
5	Trey Lance	QB	6-4	226	25	5	North Dakota State	Marshall, Minn.	UFA (Dal)-'25
8	Omarion Hampton	RB	6-0	220	22	R	North Carolina	Clayton, N.C.	D1-'25
9	Tre' Harris	WR	6-3	210	23	R	Mississippi	Broussard, La.	D2-'25
10	Justin Herbert	QB	6-6	236	27	6	Oregon	Eugene, Ore.	D1a-'20
11	Cameron Dicker	K	6-1	216	25	4	Texas	Austin, Texas	FA-'22
12	Derius Davis	WR	5-8	165	25	3	TCU	St. Francisville, La.	D4-'23
13	Keenan Allen	WR	6-2	211	33	13	California	Greensboro, N.C.	FA-'25
15	Ladd McConkey	WR	6-0	185	23	2	Georgia	Chatsworth, Ga.	D2-'24
16	JK Scott	P	6-5	208	29	7	Alabama	Denver, Colo.	FA-'22
20	Cam Hart	CB	6-2	207	24	2	Notre Dame	Baltimore, Md.	D5b-'24
22	Najee Harris	RB	6-1	242	27	5	Alabama	Antioch, Calif.	UFA (Pit)-'25
24	Benjamin St-Juste	CB	6-3	200	28	5	Minnesota	Montreal, Quebec, Canada	UFA (Was)-'25
26	Donte Jackson	CB	5-10	180	29	8	Louisiana State	Metairie, La.	UFA (Pit)-'25
27	RJ Mickens	S	6-0	210	24	R	Clemson	Southlake, Texas	D6b-'25
28	Hassan Haskins	RB	6-2	228	25	4	Michigan	St. Louis, Mo.	W (Ten)-'24
29	Tarheeb Still	CB	6-1	196	23	2	Maryland	Sicklerville, N.J.	D5a-'24
32	Alohi Gilman	S	5-10	201	27	6	Notre Dame	Laie, Hawaii	D6-'20
36	Ja'Sir Taylor	DB	5-10	185	26	4	Wake Forest	Asbury Park, N.J.	D6b-'22
40	Kendall Williamson	S	6-0	203	25	1	Stanford	Snellville, Ga.	FA-'24
41	Rick Lovato	LS	6-2	249	33	9	Old Dominion	Middletown, N.J.	FA-'25
42	Tucker Fisk	TE	6-4	285	26	3	Stanford	Davis, Calif.	FA-'24
43	Troy Dye	LB	6-3	225	28	6	Oregon	Norco, Calif.	UFA (Min)-'24
44	Scott Matlock	FB/DL	6-4	296	25	3	Boise State	Homedale, Idaho	D6-'23
45	Tuli Tuipulotu	OLB	6-3	266	23	3	Southern California	Hawthorne, Calif.	D2-'23
46	Nikko Reed	CB	5-10	180	22	R	Oregon	Oakland, Calif.	FA-'25
48	Bud Dupree	OLB	6-4	269	32	11	Kentucky	Macon, Ga.	FA-'24
50	Caleb Murphy	OLB	6-3	254	25	2	Ferris State	Dowagiac, Mich.	FA-'24
52	Khalil Mack	OLB	6-3	269	34	12	Buffalo	Fort Pierce, Fla.	T (Chi)-'22
53	De/Shawn Phillips	LB	6-2	230	28	6	Illinois	Highland Park, Ill.	UFA (Hou)-'25
54	Kyle Kennard	OLB	6-5	254	23	R	South Carolina	Atlanta, Ga.	D4-'25
58	Marlowe Wax	LB	6-1	236	22	R	Syracuse	Baltimore, Md.	FA-'25
68	Jamaree Salyer	OL	6-4	325	25	4	Georgia	Atlanta, Ga.	D6a-'22
73	Mekhi Becton Sr.	G	6-7	363	26	6	Louisville	Highland Springs, Va.	UFA (Phi)-'25
74	Austin Deculus	T	6-5	321	26	3	Louisiana State	Mamou, La.	T (Hou)-'25
75	Bradley Bozeman	C	6-5	325	30	8	Alabama	Roanoke, Ala.	FA-'24
76	Joe Alt	T	6-8	322	22	2	Notre Dame	North Oaks, Minn.	D1-'24
77	Zion Johnson	G	6-3	316	25	4	Boston College	Bowie, Md.	D1-'22
78	Andre James	C	6-4	300	28	7	UCLA	Herriman, Utah	FA-'25
79	Trey Pipkins III	G/T	6-6	307	29	7	Sioux Falls	Apple Valley, Minn.	D3-'19
83	Tyler Conklin	TE	6-3	248	30	8	Central Michigan	Chesterfield, Mich.	UFA (NY)-'25
84	KeAndre Lambert-Smith	WR	6-1	182	23	R	Auburn	Norfolk, Va.	D5a-'25
86	Oronde Gadsden	TE	6-5	236	22	R	Syracuse	Plantation, Fla.	D5b-'25
89	Will Dissly	TE	6-4	265	29	8	Washington	Bozeman, Mont.	FA-'24
90	Teair Tart	DL	6-2	315	28	6	Florida International	Philadelphia, Pa.	FA-'24
91	Da'Shawn Hand	DL	6-3	302	29	8	Alabama	Woodbridge, Va.	UFA (Mia)-'25
92	Justin Eboigbe	DL	6-5	292	24	2	Alabama	Forest Park, Ga.	D4-'24
93	Otito Ogbonnia	DL	6-4	320	25	4	UCLA	Houston, Texas	D5-'22
96	Naquan Jones	DL	6-3	313	27	5	Michigan State	Evanston, Ill.	UFA (Ari)-'25
99	Jamaree Caldwell	DL	6-1	340	25	R	Oregon	Newberry, S.C.	D3-'25

## PRACTICE SQUAD

No.	Name	Pos.	Ht.	Wt.	Age	Exp.	College	Hometown	How Acq.
7	DJ Uiagalelei	QB	6-4	252	24	R	Florida State	Inland Empire, Calif.	FA-'25
23	Tony Jefferson	S	5-11	212	33	11	Oklahoma	Chula Vista, Calif.	FA-'24
30	Kimani Vidal	RB	5-8	215	24	2	Troy	Marietta, Ga.	D6-'24
34	Amar Johnson	RB	5-10	205	22	R	South Dakota State	O'Fallon, Mo.	FA-'25
35	Myles Purchase	CB	5-11	205	22	R	Iowa State	Denver, Colo.	FA-'25
38	Emany Johnson	LB	6-2	218	24	1	Nevada	Richmond, Calif.	FA-'24
49	Thomas Yassmin	TE	6-5	251	25	1	Utah	Sydney, New South Wales, Australia	FA (IPP)-'25
56	Kana'i Mauga	LB	6-2	245	25	3	Southern California	Waianae, Hawaii	FA-'25
63	Josh Kaltenberger	C	6-6	308	24	R	Maryland	Pittsburgh, Pa.	FA-'25
67	Foster Sarell	T	6-6	322	27	4	Stanford	Tacoma, Wash.	FA-'25
71	Branson Taylor	G	6-6	330	23	R	Pittsburgh	Lorain, Ohio	D6a-'25
72	David Sharpe	T	6-6	343	29	6	Florida	Jacksonville, Fla.	FA-'25
82	JaQuae Jackson	WR	6-1	184	25	2	Rutgers	Pittsburgh, Pa.	FA-'25
87	Luke Grimm	WR	6-0	190	24	R	Kansas	Raymore, Mo.	FA-'25
94	TeRah Edwards	DL	6-2	305	24	R	Illinois	Columbus, Ohio	FA-'25
97	Garmon Randolph	OLB	6-8	260	24	R	Baylor	Jefferson, Ga.	FA-'25

## RESERVE/INJURED

No.	Name	Pos.	Ht.	Wt.	Age	Exp.	College	Hometown	How Acq.
6	Denzel Perryman	LB	5-11	240	32	11	Miami	Coral Gables, Fla.	UFA (Hou)-'24
25	Junior Colson	LB	6-3	247	22	2	Michigan	Franklin, Tenn.	D3-'24
37	Jordan Oladokun	CB	6-0	190	23	R	Bowling Green State	Tampa, Fla.	FA-'25
39	Eric Rogers	CB	6-2	189	23	R	Rutgers	Burlington Township, N.J.	FA-'25
69	Josh Fuga	DL	6-2	313	24	R	Virginia Tech	Woodbridge, Va.	FA-'25
70	Rashawn Slater	T	6-4	315	26	5	Northwestern	Sugar Land, Texas	D1-'21

## RESERVE/INJURED; DESIGNATED FOR RETURN

No.	Name	Pos.	Ht.	Wt.	Age	Exp.	College	Hometown	How Acq.
33	Deane Leonard	DB	6-0	195	25	4	Mississippi	Calgary, Alberta, Canada	D7a-'22
47	Josh Harris	LS	6-1	224	36	14	Auburn	Carrollton, Ga.	UFA (Atl)-'22

## RESERVE/PHYSICALLY UNABLE TO PERFORM

No.	Name	Pos.	Ht.	Wt.	Age	Exp.	College	Hometown	How Acq.
67	Savion Washington	T	6-9	340	23	R	Syracuse	Akron, Ohio	FA-'25

# 2025 LOS ANGELES CHARGERS ALPHABETICAL ROSTER

## ACTIVE ROSTER

No.	Name	Pos.	Ht.	Wt.	DOB	Exp.	College	Hometown	How Acq.
13	Allen, Keenan	WR	6-2	211	4/27/92	13	California	Greensboro, N.C.	FA-'25
76	Alt, Joe	T	6-8	322	2/28/03	2	Notre Dame	North Oaks, Minn.	D1-'24
73	Becton Sr., Mekhi	G	6-7	363	4/18/99	6	Louisville	Highland Springs, Va.	UFA (Phi)-'25
75	Bozeman, Bradley	C	6-5	325	11/24/94	8	Alabama	Roanoke, Ala.	FA-'24
99	Caldwell, Jamaree	DL	6-1	340	8/30/00	R	Oregon	Newberry, S.C.	D3-'25
83	Conklin, Tyler	TE	6-3	248	7/30/95	8	Central Michigan	Chesterfield, Mich.	UFA (NYJ)-'25
12	Davis, Derius	WR	5-8	165	9/11/00	3	TCU	St. Francisville, La.	D4-'23
74	Deculus, Austin	T	6-5	321	3/12/99	3	Louisiana State	Mamou, La.	T (Hou)-'25
11	Dicker, Cameron	K	6-1	216	5/6/00	4	Texas	Austin, Texas	FA-'22
89	Dissly, Will	TE	6-4	265	7/8/96	8	Washington	Bozeman, Mont.	FA-'24
48	Dupree, Bud	OLB	6-4	269	2/12/93	11	Kentucky	Macon, Ga.	FA-'24
43	Dye, Troy	LB	6-3	225	9/18/96	6	Oregon	Norco, Calif.	UFA (Min)-'24
92	Eboigbe, Justin	DL	6-5	292	4/9/01	2	Alabama	Forest Park, Ga.	D4-'24
42	Fisk, Tucker	TE	6-4	285	1/19/99	3	Stanford	Davis, Calif.	FA-'24
86	Gadsden, Oronde	TE	6-5	236	6/25/03	R	Syracuse	Plantation, Fla.	D5b-'25
32	Gilman, Alohi	S	5-10	201	9/17/97	6	Notre Dame	Laie, Hawaii	D6-'20
8	Hampton, Omarion	RB	6-0	220	3/16/03	R	North Carolina	Clayton, N.C.	D1-'25
91	Hand, Da'Shawn	DL	6-3	302	11/14/95	8	Michigan State	Woodbridge, Va.	UFA (Mia)-'25
22	Harris, Najee	RB	6-1	242	3/9/98	5	Alabama	Antioch, Calif.	UFA (Pit)-'25
9	Harris, Tre'	WR	6-3	210	2/28/02	R	Mississippi	Broussard, La.	D2-'25
20	Hart, Cam	CB	6-2	207	12/5/00	2	Notre Dame	Baltimore, Md.	D5b-'24
28	Haskins, Hassan	RB	6-2	228	11/26/99	4	Michigan	St. Louis, Mo.	W (Ten)-'24
0	Henley, Daiyan	LB	6-0	225	11/18/99	3	Washington State	Los Angeles, Calif.	D3-'23
10	Herbert, Justin	QB	6-6	236	3/10/98	6	Oregon	Eugene, Ore.	D1a-'20
26	Jackson, Donte	CB	5-10	180	11/8/95	8	Louisiana State	Metairie, La.	UFA (Pit)-'25
78	James, Andre	C	6-4	300	5/2/97	7	UCLA	Herriman, Utah	FA-'25
3	James Jr., Derwin	S	6-2	215	8/3/96	8	Florida State	Haines City, Fla.	D1-'18
77	Johnson, Zion	G	6-3	316	11/18/99	4	Boston College	Bowie, Md.	D1-'22
1	Johnston, Quentin	WR	6-2	208	9/6/01	3	TCU	Temple, Texas	D1-'23
96	Jones, Naquan	DL	6-3	313	2/5/98	5	Michigan State	Evanston, Ill.	UFA (Ari)-'25
54	Kennard, Kyle	OLB	6-5	254	12/12/01	R	South Carolina	Atlanta, Ga.	D4-'25
84	Lambert-Smith, KeAndre	WR	6-1	182	10/16/01	R	Auburn	Norfolk, Va.	D5a-'25
5	Lance, Trey	QB	6-4	226	5/9/00	5	North Dakota State	Marshall, Minn.	UFA (Dal)-'25
41	Lovato, Rick	LS	6-2	249	9/9/92	9	Old Dominion	Middletown, N.J.	FA-'25
52	Mack, Khalil	OLB	6-3	269	2/22/91	12	Buffalo	Fort Pierce, Fla.	T (Chi)-'22
44	Matlock, Scott	FB/DL	6-4	296	6/28/00	3	Boise State	Homedale, Idaho	D6-'23
15	McConkey, Ladd	WR	6-0	185	11/11/01	2	Georgia	Chatsworth, Ga.	D2-'24
27	Mickens, RJ	S	6-0	210	7/10/01	5	Clemson	Southlake, Texas	D6b-'25
2	Molden, Elijah	DB	5-10	192	1/30/99	R	Washington	West Linn, Ore.	T (Ten)-'24
50	Murphy, Caleb	OLB	6-3	254	12/15/99	2	Ferris State	Dowagiac, Mich.	FA-'24
93	Ogbonnia, Otito	DL	6-4	320	8/25/00	4	UCLA	Houston, Texas	D5-'22
53	Phillips, Del'Shawn	LB	6-2	230	10/9/96	6	Illinois	Highland Park, Ill.	UFA (Hou)-'25
79	Pipkins III, Trey	G/T	6-6	307	9/5/96	7	Sioux Falls	Apple Valley, Minn.	D3-'19
46	Reed, Nikko	CB	5-10	180	3/3/03	R	Oregon	Oakland, Calif.	FA-'25
68	Salyer, Jamaree	OL	6-4	325	7/13/00	4	Georgia	Atlanta, Ga.	D6a-'22
16	Scott, JK	P	6-5	208	10/30/95	7	Alabama	Denver, Colo.	FA-'22
29	Still, Tarheeb	CB	6-1	196	6/9/02	2	Maryland	Sicklerville, N.J.	D5a-'24
24	St-Juste, Benjamin	CB	6-3	200	9/8/97	4	Minnesota	Montreal, Quebec, Canada	UFA (Was)-'25
90	Tart, Teair	DL	6-2	315	2/28/97	6	Florida International	Philadelphia, Pa.	FA-'24
36	Taylor, Ja'Sir	DB	5-10	185	1/8/99	4	Wake Forest	Asbury Park, N.J.	D6b-'22
45	Tuipulotu, Tuli	OLB	6-3	266	9/3/02	3	Southern California	Hawthorne, Calif.	D2-'23
58	Wax, Marlowe	LB	6-1	236	12/13/02	R	Syracuse	Baltimore, Md.	FA-'25
40	Williamson, Kendall	S	6-0	203	8/24/00	1	Stanford	Snellville, Ga.	FA-'24

## PRACTICE SQUAD

No.	Name	Pos.	Ht.	Wt.	DOB	Exp.	College	Hometown	How Acq.
94	Edwards, TeRah	DL	6-2	305	6/3/01	R	Illinois	Columbus, Ohio	FA-'25
87	Grimm, Luke	WR	6-0	190	8/8/01	R	Kansas	Raymore, Mo.	FA-'25
82	Jackson, JaQuae	WR	6-1	184	1/30/00	2	Rutgers	Pittsburgh, Pa.	FA-'25
23	Jefferson, Tony	S	5-11	212	1/27/92	11	Oklahoma	Chula Vista, Calif.	FA-'24
34	Johnson, Amar	RB	5-10	205	1/31/03	R	South Dakota State	O'Fallon, Mo.	FA-'25
38	Johnson, Emany	LB	6-2	218	11/17/00	1	Nevada	Richmond, Calif.	FA-'24
63	Kaltenberger, Josh	C	6-6	308	8/10/01	R	Maryland	Pittsburgh, Pa.	FA-'25
56	Mauga, Kana'i	LB	6-2	245	1/8/00	3	Southern California	Waianae, Hawaii	FA-'25
35	Purchase, Myles	CB	5-11	205	11/26/02	R	Iowa State	Denver, Colo.	FA-'25
97	Randolph, Garmon	OLB	6-8	260	10/5/00	R	Baylor	Jefferson, Ga.	FA-'25
67	Sarell, Foster	T	6-6	322	8/28/98	4	Stanford	Tacoma, Wash.	FA-'21
72	Sharpe, David	T	6-6	343	10/21/95	6	Florida	Jacksonville, Fla.	FA-'25
71	Taylor, Branson	G	6-6	330	2/13/02	R	Pittsburgh	Lorain, Ohio	D6a-'25
7	Uagalelei, DJ	QB	6-4	252	4/17/01	R	Florida State	Inland Empire, Calif.	FA-'25
30	Vidal, Kimani	RB	5-8	215	8/28/01	2	Troy	Marietta, Ga.	D6-'24
49	Yassmin, Thomas	TE	6-5	251	11/10/99	1	Utah	Sydney, New South Wales, Australia	FA (IPP)-'25

## RESERVE/INJURED

No.	Name	Pos.	Ht.	Wt.	DOB	Exp.	College	Hometown	How Acq.
25	Colson, Junior	LB	6-3	247	12/6/02	2	Michigan	Franklin, Tenn.	D3-'24
69	Fuga, Josh	DL	6-2	313	2/14/01	R	Virginia Tech	Woodbridge, Va.	FA-'25
37	Oladokun, Jordan	CB	6-0	190	7/29/02	R	Bowling Green State	Tampa, Fla.	FA-'25
6	Perryman, Denzel	LB	5-11	240	12/5/92	11	Miami	Coral Gables, Fla.	UFA (Hou)-'24
39	Rogers, Eric	CB	6-2	189	4/2/02	R	Rutgers	Burlington Township, N.J.	FA-'25
70	Slater, Rashawn	T	6-4	315	3/26/99	5	Northwestern	Sugar Land, Texas	D1-'21

## RESERVE/INJURED; DESIGNATED FOR RETURN

No.	Name	Pos.	Ht.	Wt.	DOB	Exp.	College	Hometown	How Acq.
47	Harris, Josh	LS	6-1	224	4/27/89	14	Auburn	Carrollton, Ga.	UFA (Atl)-'22
33	Leonard, Deane	DB	6-0	195	11/20/99	4	Mississippi	Calgary, Alberta, Canada	D7a-'22

## RESERVE/PHYSICALLY UNABLE TO PERFORM

No.	Name	Pos.	Ht.	Wt.	DOB	Exp.	College	Hometown	How Acq.
67	Washington, Savion	T	6-9	340	4/12/02	R	Syracuse	Akron, Ohio	FA-'25

## HOW THE 2025 CHARGERS WERE BUILT

YEAR	NFL DRAFT	FREE AGENCY	TRADE/WAIVERS
<b>2018</b>	S Derwin James Jr. (1)		
<b>2019</b>	G/T Trey Pipkins III (3)		
<b>2020</b>	S Alohi Gilman (6) QB Justin Herbert (1a)		
<b>2022</b>	G Zion Johnson (1) DL Otito Ogbornia (5) OL Jamaree Salyer (6a) DB Ja'Sir Taylor (6b)	K Cameron Dicker P JK Scott	OLB Khalil Mack (T-Chi)
<b>2023</b>	WR Derius Davis (4) LB Daiyan Henley (3) WR Quentin Johnston (1) FB/DL Scott Matlock (6) OLB Tuli Tuipulotu (2)		
<b>2024</b>	T Joe Alt (1) DL Justin Eboigbe (4) CB Cam Hart (5b) WR Ladd McConkey (2) CB Tarheeb Still (5a)	C Bradley Bozeman TE Will Dissly OLB Bud Dupree LB Troy Dye (UFA-Min) TE Tucker Fisk OLB Caleb Murphy DL Teair Tart S Kendall Williamson	RB Hassan Haskins (W-Ten) DB Elijah Molden (T-Ten)
<b>2025</b>	DL Jamaree Caldwell (3) TE Oronde Gadsden (5b) RB Omarion Hampton (1) WR Tre' Harris (2) OLB Kyle Kennard (4) WR KeAndre Lambert-Smith (5a) S RJ Mickens (6b)	WR Keenan Allen G Mekhi Becton (UFA-Phi) TE Tyler Conklin (UFA-NYJ) DL Da'Shawn Hand (UFA-Mia) RB Najee Harris (UFA-Pit) CB Donte Jackson (UFA-Pit) C Andre James DL Naquan Jones (UFA-Ari) QB Trey Lance (UFA-Dal) LS Rick Lovato LB Del'Shawn Phillips (UFA-Hou) CB Nikko Reed (UDFA) CB Benjamin St-Juste (UFA-Was) LB Marlowe Wax (UDFA)	T Austin Deculus (T-Hou)

## 2025 LOS ANGELES CHARGERS COACHES

<b>Head Coach</b> ..... Jim Harbaugh <b>Special Teams Coordinator</b> ..... Ryan Ficken <b>Defensive Coordinator</b> ..... Jesse Minter <b>Offensive Coordinator</b> ..... Greg Roman <b>Run Game Coordinator/Tight Ends</b> ..... Andy Bischoff <b>Linebackers</b> ..... NaVorro Bowman <b>Passing Game Coordinator</b> ..... Marcus Brady <b>Offensive Quality Control/Tight Ends</b> ..... Jeff Carpenter <b>Defensive Backs</b> ..... Steve Clinkscale <b>Quarterbacks</b> ..... Shane Day <b>Offensive Line</b> ..... Mike Devlin <b>Defensive Line</b> ..... Mike Elston <b>Safeties</b> ..... Adam Fuller <b>Assistant Special Teams</b> ..... Chris Gould <b>Offensive Assistant</b> ..... Josh Hammond <b>Assistant Offensive Line</b> ..... Nick Hardwick	<b>Defensive Assistant</b> ..... Mike Hiestand <b>Wide Receivers</b> ..... Sanjay Lal <b>Running Backs</b> ..... Kiel McDonald <b>Senior Analyst</b> ..... Rick Minter <b>Defensive Quality Control</b> ..... Robert Muschamp <b>Alex G. Spanos Coaching Fellow</b> ..... Chuke Ndulue <b>Alex G. Spanos Coaching Fellow</b> ..... Justin Poindexter <b>Outside Linebackers</b> ..... Dylan Roney <b>Alex G. Spanos Coaching Fellow</b> ..... Maurquice Shakir <b>Alex G. Spanos Coaching Fellow</b> ..... Miles Taylor <b>Executive Director of Player Performance</b> ..... Ben Herbert <b>Head Strength &amp; Conditioning</b> ..... Jonathan Brooks <b>Head Strength &amp; Conditioning</b> ..... Devin Woodhouse <b>Director of Performance Analytics</b> ..... Ben Rabe <b>Performance Analyst</b> ..... Lincoln DeWolf
--	---

# 2025 LOS ANGELES CHARGERS DEPTH CHART

Depth Chart is unofficial and compiled by Chargers Communications

## OFFENSE

<b>WR</b>	15	Ladd McConkey		13	Keenan Allen		9	<u>Tre' Harris</u>
<b>LT</b>	76	Joe Alt		74	Austin Deculus			
<b>LG</b>	77	Zion Johnson		68	Jamaree Salyer			
<b>C</b>	75	Bradley Bozeman		78	Andre James			
<b>RG</b>	73	Mekhi Becton Sr.		68	Jamaree Salyer			
<b>RT</b>	79	Trey Pipkins III		74	Austin Deculus			
<b>TE</b>	89	Will Dissly	—OR—	83	Tyler Conklin		42	Tucker Fisk
							86	<u>Oronde Gadsden</u>
<b>WR</b>	1	Quentin Johnston		12	Derius Davis		84	<u>KeAndre Lambert-Smith</u>
<b>QB</b>	10	Justin Herbert		5	Trey Lance			
<b>FB</b>	44	Scott Matlock						
<b>RB</b>	22	Najee Harris	—OR—	8	<u>Omarion Hampton</u>		28	Hassan Haskins

## DEFENSE

<b>EDGE</b>	52	Khalil Mack		48	Bud Dupree		54	<u>Kyle Kennard</u>
<b>DL</b>	91	Da'Shawn Hand		92	Justin Eboigbe			
<b>DL</b>	99	<u>Jamaree Caldwell</u>		93	Otito Ogbonnia		44	Scott Matlock
<b>DL</b>	90	Teair Tart		96	Naquan Jones			
<b>EDGE</b>	45	Tuli Tuipulotu		50	Caleb Murphy			
<b>LB</b>	0	Daiyan Henley		53	Del'Shawn Phillips			
<b>LB</b>	43	Troy Dye		58	<u>Marlowe Wax</u>			
<b>CB</b>	29	Tarheeb Still		24	Benjamin St-Juste		36	Ja'Sir Taylor
<b>S</b>	3	Derwin James Jr.		40	Kendall Williamson		27	<u>RJ Mickens</u>
<b>S</b>	32	Alohi Gilman	—OR—	2	Elijah Molden			
<b>CB</b>	26	Donte Jackson	—OR—	20	Cam Hart		46	<u>Nikko Reed</u>

## SPECIALISTS

<b>K</b>	11	Cameron Dicker						
<b>P</b>	16	JK Scott						
<b>KO</b>	11	Cameron Dicker						
<b>H</b>	16	JK Scott						
<b>LS</b>	41	Rick Lovato						
<b>KR</b>	12	Derius Davis		28	Hassan Haskins		84	<u>KeAndre Lambert-Smith</u>
<b>PR</b>	12	Derius Davis		15	Ladd McConkey		84	<u>KeAndre Lambert-Smith</u>

**NOTE:** Rookies are underlined

# 2025 LOS ANGELES CHARGERS PRONUNCIATION GUIDE

Austin **DECULUS** . . . . . DECK-you-lus  
 Justin **EBOIGBE** . . . . . ee-BOYG-bee  
**TERAH** Edwards . . . . . TEE-rah  
 Josh **FUGA** . . . . . FOO-guh  
**ORONDE** Gadsden . . . . . uh-RON-day  
**ALOHI** Gilman . . . . . uh-LOW-hee  
**OMARION** Hampton . . . . . oh-MARR-ee-on  
**NAJEE** Harris . . . . . NAH-jee  
**DAIYAN** Henley . . . . . DAY-on

**JAGUAE** Jackson . . . . . JUH-quay  
**EMANY** Johnson . . . . . EE-man-ee  
**ZION** Johnson . . . . . ZEYE-uhn  
**KANA'I MAUGA** . . . . . kuh-NYE-ee MAW-guh  
**OTITO OGBONNIA** . . . . . oh-TEET-oh oh-BONE-yuh  
 Jordan **OLADOKUN** . . . . . OH-la-doe-kin  
 Jamaree **SALYER** . . . . . SAL-yur  
 Foster **SARELL** . . . . . SUH-rell  
**RASHAWN** Slater . . . . . ruh-SHAWN

Benjamin **ST-JUSTE** . . . . . saint-JUICE  
**TEAIR** Tart . . . . . TEE-air  
**JA'SIR** Taylor . . . . . JAH-sear  
**TULI TUIPULOTU** . . . . .  
 . . . . . TOO-lee TOO-ee-poo-LOW-too  
 DJ **UIAGALELEI** . . . . . oo-ee-AHN-guh-luh-lay  
 Kimani **VIDAL** . . . . . VIE-dell  
 Thomas **YASSMIN** . . . . . YAZ-min

## 2025 TRANSACTIONS BY DATE

Jan. 13	Signed G Karsen Barnhart, TE McCallan Castles, WR Dez Fitzpatrick, DL Christopher Hinton, LB Jeremiah Jean-Baptiste, WR Jaylen Johnson, OLB Tre'Mon Morris-Brash, OLB Caleb Murphy, RB Jaret Patterson and S Kendall Williamson to Reserve/Future contracts.	July 18	Signed WR Tre' Harris. Declared Non-Football Injury for RB Najee Harris.	Aug. 27	Placed S Jaylen Jones on Reserve/Injured. Signed G Karsen Barnhart, DL TeRah Edwards, CB Harrison Hand, RB Nyheim Hines, WR JaQuae Jackson, S Tony Jefferson, LB Emany Johnson, C Josh Kaltenger, LS Rick Lovato, CB Myles Purchase, OLB Garmon Randolph, WR Jalen Reagor, T David Sharpe, G Branson Taylor, QB DJ Uiagalelei, RB Kimani Vidal, TE Thomas Yassmin to practice squad.
Jan. 14	Signed LB Emany Johnson to Reserve/Future contract.	July 20	WR Jaylen Johnson and DB Elijah Molden passed physical.	Aug. 28	Placed CB Eric Rogers on Reserve/Injured. Signed LB Del'Shawn Phillips. Signed T Foster Sarell to practice squad. Released T David Sharpe from practice squad.
Feb. 20	Signed DB Elijah Molden to contract extension.	July 22	Signed RB Nyheim Hines. Waived/Failed Physical T Savion Washington.	Aug. 29	Signed T David Sharpe to practice squad. Released CB Harrison Hand from practice squad.
March 5	Extended exclusive rights tender to TE Tucker Fisk.	July 23	Placed T Savion Washington on Reserve/Physically Unable to Perform.	Aug. 30	Signed WR Luke Grimm and RB Amar Johnson to practice squad. Placed WR Jalen Reagor on Practice Squad; Injured. Released G Karsen Barnhart from practice squad. Reached injury settlement with S Jaylen Jones.
March 6	Released OLB Joey Bosa.	July 26	Signed WR JaQuae Jackson. Waived OL Elijah Ellis.	Sept. 5	Activated LS Rick Lovato (standard elevation) and T Foster Sarell (standard elevation) from practice squad.
March 10	Released RB Gus Edwards.	July 27	Signed T Rashawn Slater to contract extension.	Sept. 6	Reverted LS Rick Lovato and T Foster Sarell to practice squad.
March 13	Re-signed LB Troy Dye, OLB Khalil Mack and LB Denzel Perryman.	Aug. 4	Signed DL Nesta Jade Silvera. Waived/Injured DL Josh Fuga.	Sept. 9	Signed LB Kana'i Mauga to practice squad. Released RB Nyheim Hines from practice squad.
March 14	Signed RB Najee Harris and WR Mike Williams.	Aug. 5	Placed DL Josh Fuga on Reserve/Injured.	Sept. 10	Reached injury settlement with WR Jalen Reagor.
March 15	Signed G Mekhi Becton, DL Da'Shawn Hand and CB Donte Jackson.	Aug. 6	Signed WR Keenan Allen. Waived TE McCallan Castles.	Sept. 15	Placed LB Denzel Perryman on Reserve/Injured. Signed LS Rick Lovato to active roster. Activated S Tony Jefferson (standard elevation) and LB Kana'i Mauga (standard elevation) from practice squad.
March 17	Re-signed WR Jalen Reagor. Signed CB Benjamin St-Juste.	Aug. 7	Signed TE Thomas Yassmin. Waived/Injured TE Jordan Petaia.	Sept. 16	Reverted S Tony Jefferson and LB Kana'i Mauga to practice squad.
March 18	Re-signed C Bradley Bozeman and DL Teair Tart. Signed DL Naquan Jones and LB Del'Shawn Phillips.	Aug. 8	Placed TE Jordan Petaia on Reserve/Injured.		
March 19	Re-signed QB Taylor Heinicke and P JK Scott. Signed C Andre James.	Aug. 9	Signed T David Sharpe. Placed T Rashawn Slater on Reserve/Injured.		
March 24	Signed TE Tyler Conklin.	Aug. 14	Signed CB Harrison Hand and CB Nehemiah Shelton. Waived/Injured WR Dez Fitzpatrick and CB Jordan Oladokun.		
April 2	Re-signed S Tony Jefferson.	Aug. 15	Placed WR Dez Fitzpatrick and CB Jordan Oladokun on Reserve/Injured. Placed WR Mike Williams on Reserve/Left Squad. Reached injury settlement with TE Jordan Petaia.		
April 3	Signed TE Jordan Petaia.	Aug. 18	LB Del'Shawn Phillips passed physical		
April 8	Signed QB Trey Lance.	Aug. 21	Reached injury settlement with WR Dez Fitzpatrick.		
April 22	Re-signed TE Tucker Fisk.	Aug. 26	Traded 2027 conditional seventh-round selection to Houston for T Austin Deculus. Reverted RB Najee Harris to active roster. Placed LS Josh Harris and DB Deane Leonard on Reserve/Injured; Designated for Return. Placed LB Junior Colson on Reserve/Injured. Released CB Harrison Hand, QB Taylor Heinicke, RB Nyheim Hines, S Tony Jefferson, LB Del'Shawn Phillips, WR Jalen Reagor and T David Sharpe. Waived G Karsen Barnhart, DB Trikweze Bridges, WR Dalevon Campbell, DL TeRah Edwards, WR Luke Grimm, OLB Kylan Guidry, DL Christopher Hinton, WR JaQuae Jackson, LB Emany Johnson, G Nash Jones, C Josh Kaltenger, TE Stevo Klotz, LB Kana'i Mauga, OLB Tre'Mon Morris-Brash, T Ryan Nelson, CB Myles Purchase, OLB Garmon Randolph, WR Brenden Rice, RB Raheim Sanders, CB Nehemiah Shelton, DL Nesta Jade Silvera, T Corey Stewart, G Branson Taylor, QB DJ Uiagalelei, RB Kimani Vidal and TE Thomas Yassmin. Waived/Injured S Jaylen Jones. Waived/Injured and reached injury settlement with WR Jaylen Johnson and RB Jaret Patterson.		
May 9	Signed DB Trikweze Bridges, DL Jamaree Caldwell, DL TeRah Edwards, DL Josh Fuga, TE Oronde Gadsden, WR Luke Grimm, OLB Kylan Guidry, S Jaylen Jones, G Nash Jones, C Josh Kaltenger, OLB Kyle Kennard, TE Stevo Klotz, WR KeAndre Lambert-Smith, S RJ Mickens, CB Jordan Oladokun, CB Myles Purchase, OLB Garmon Randolph, CB Nikko Reed, CB Eric Rogers, RB Raheim Sanders, T Corey Stewart, G Branson Taylor, QB DJ Uiagalelei, T Savion Washington and LB Marlowe Wax. Waived OLB Chris Collins.				
May 12	Signed WR Dalevon Campbell. Waived C/G Bucky Williams.				
May 13	Signed LB Kana'i Mauga. Waived LB Jeremiah Jean-Baptiste.				
May 19	Signed RB Omarion Hampton.				
June 4	Signed OLB Bud Dupree to contract extension.				
June 17	Signed OL Elijah Ellis. Waived T Tyler McLellan.				
July 14	Declared WR Jaylen Johnson, DB Elijah Molden, LB Del'Shawn Phillips, T Savion Washington and WR Mike Williams Physically Unable to Perform.				
July 17	Signed T Ryan Nelson. WR Mike Williams given exempt status.				

# 2025 TRANSACTIONS BY PLAYER

## Allen, Keenan — WR

Aug. 6 Signed

## Barnhart, Karsen — G

Jan. 13 Signed to Reserve/Future contract

Aug. 26 Waived

Aug. 27 Signed to practice squad

Aug. 30 Released from practice squad

## Becton, Mekhi — G

March 15 Signed

## Bosa, Joey — OLB

March 6 Released

## Bozeman, Bradley — C

March 18 Re-signed

## Bridges, Trikweze — DB

May 9 Signed

Aug. 26 Waived

## Caldwell, Jamaree — DL

May 9 Signed

## Campbell, Dalevon — WR

May 12 Signed

Aug. 26 Waived

## Castles, McCallan — TE

Jan. 13 Signed to Reserve/Future contract

Aug. 6 Waived

## Collins, Chris — OLB

May 9 Waived

## Colson, Junior — LB

Aug. 26 Placed on Reserve/Injured

## Conklin, Tyler — TE

March 24 Signed

## Deculus, Austin — T

Au. 26 Traded for from Houston

## Dupree, Bud — OLB

June 4 Signed contract extension

## Dye, Troy — LB

March 13 Signed

## Edwards, Gus — RB

March 10 Released

## Edwards, TeRah — DL

May 9 Signed

Aug. 26 Waived

Aug. 27 Signed to practice squad

## Ellis, Elijah — OL

May 9 Signed

July 26 Waived

## Fisk, Tucker — TE

March 5 Extended exclusive rights tender

April 22 Re-signed

## Fitzpatrick, Dez — WR

Jan. 13 Signed to Reserve/Future contract

Aug. 14 Waived/Injured

Aug. 15 Placed on Reserve/Injured

Aug. 21 Reached injury settlement

## Fuga, Josh — DL

May 9 Signed

Aug. 4 Waived/Injured

Aug. 5 Placed on Reserve/Injured

## Gadsden, Oronde — TE

May 9 Signed

## Grimm, Luke — WR

May 9 Signed

Aug. 26 Waived

Aug. 30 Signed to practice squad

## Guidry, Kylan — OLB

May 9 Signed

Aug. 26 Waived

## Hampton, Omarion — RB

May 19 Signed

## Hand, Da'Shawn — DL

March 15 Signed

## Harrison, Hand — CB

Aug. 14 Signed

Aug. 26 Released

Aug. 27 Signed to practice squad

Aug. 29 Released from practice squad

## Harris, Josh — LS

Aug. 26 Placed on Reserve/Injured; Designated for Return

## Harris, Najee — RB

March 14 Signed

July 18 Declared Non-Football Injury

Aug. 27 Reverted to active roster

## Harris, Tre' — WR

July 18 Signed

## Heinicke, Taylor — QB

March 19 Re-signed

Aug. 26 Released

## Hines, Nyheim — RB

July 22 Signed

Aug. 26 Released

Aug. 27 Signed to practice squad

Sept. 9 Released from practice squad

## Hinton, Christopher — DL

Jan. 13 Signed to Reserve/Future contract

Aug. 26 Waived

## Jackson, Donte — CB

March 15 Signed

## Jackson, JaQuae — WR

July 26 Signed

Aug. 26 Waived

Aug. 27 Signed to practice squad

## James, Andre — C

March 19 Signed

## Jean-Baptiste, Jeremiah — LB

Jan. 13 Signed to Reserve/Future contract

May 13 Waived

## Jefferson, Tony — S

April 2 Signed

Aug. 26 Released

Aug. 27 Signed to practice squad

Sept. 15 Activated from practice squad (standard elevation)

Sept. 16 Reverted to practice squad

## Johnson, Amar — RB

Aug. 30 Signed to practice squad

## Johnson, Emany — LB

Jan. 13 Signed to Reserve/Future contract

Aug. 26 Waived

Aug. 27 Signed to practice squad

## Johnson, Jaylen — WR

Jan. 13 Signed to Reserve/Future contract

July 14 Declared Physically Unable to Perform

July 20 Passed physical

Aug. 26 Waived/Injured and reached injury settlement

## Jones, Jaylen — S

May 9 Signed

Aug. 26 Waived/Injured

Aug. 27 Placed on Reserve/Injured

Aug. 30 Reached injury settlement

## Jones, Naquan — DL

March 18 Signed

## Jones, Nash — G

May 9 Signed

Aug. 26 Waived

## Kaltenberger, Josh — C

May 9 Signed

Aug. 26 Waived

Aug. 27 Signed to practice squad

## Kennard, Kyle — OLB

May 9 Signed

## Klotz, Stevo — TE

May 9 Signed

Aug. 26 Waived

## Lambert-Smith, KeAndre — WR

May 9 Signed

## Lance, Trey — QB

April 8 Signed

## Leonard, Deane — DB

Aug. 26 Placed on Reserve/Injured; Designated for Return

## Lovato, Rick — LS

Aug. 27 Signed to practice squad

Sept. 5 Activated from practice squad (standard elevation)

Sept. 6 Reverted to practice squad

Sept. 15 Signed to active roster

## Mack, Khalil — OLB

March 13 Re-signed

## Mauga, Kana'i — LB

May 13 Signed

Aug. 26 Waived

Sept. 9 Signed to practice squad

Sept. 15 Activated from practice squad (standard elevation)

Sept. 16 Reverted to practice squad

## McLellan, Tyler — T

June 17 Waived

## Mickens, RJ — S

May 9 Signed

## Molden, Elijah — DB

Feb. 20 Signed contract extension

July 14 Declared Physically Unable to Perform

July 20 Passed physical

## Morris-Brash, Tre'Mon — OLB

Jan. 13 Signed to Reserve/Future contract

Aug. 26 Waived

## Murphy, Caleb — OLB

Jan. 13 Signed to Reserve/Future contract

## Nelson, Ryan — T

July 17 Signed

Aug. 26 Waived

## Oladokun, Jordan — CB

May 9 Signed

Aug. 14 Waived/Injured

Aug. 15 Placed on Reserve/Injured

## Patterson, Jaret — RB

Jan. 13 Signed to Reserve/Future contract

Aug. 26 Waived/Injured and reached injury settlement

## Perryman, Denzel — LB

March 13 Re-signed

Sept. 15 Placed on Reserve/Injured

## Petaia, Jordan — TE

April 3 Signed

Aug. 7 Waived/Injured

Aug. 8 Placed on Reserve/Injured

Aug. 15 Reached injury settlement

# 2025 TRANSACTIONS BY PLAYER

## Phillips, Del'Shawn — LB

March 18 Signed  
 July 14 Declared Physically Unable to Perform  
 Aug. 18 Passed physical  
 Aug. 26 Released  
 Aug. 28 Signed

## Purchase, Myles — CB

May 9 Signed  
 Aug. 26 Waived  
 Aug. 27 Signed to practice squad

## Randolph, Garmon — OLB

May 9 Signed  
 Aug. 26 Waived  
 Aug. 27 Signed to practice squad

## Reagor, Jalen — WR

March 17 Re-signed  
 Aug. 26 Released  
 Aug. 27 Signed to practice squad  
 Aug. 30 Placed on Practice Squad; Injured  
 Sept. 10 Reached injury settlement

## Reed, Nikko — CB

May 9 Signed

## Rice, Brenden — WR

Aug. 26 Waived

## Rogers, Eric — CB

May 9 Signed  
 Aug. 28 Placed on Reserve/Injured

## Sanders, Raheim — CB

May 9 Signed  
 Aug. 26 Waived

## Sarell, Foster — T

Aug. 28 Signed to practice squad  
 Sept. 5 Activated from practice squad  
 (standard elevation)  
 Sept. 6 Reverted to practice squad

## Scott, JK — P

March 19 Signed

## Sharpe, David — T

Aug. 9 Signed  
 Aug. 26 Released  
 Aug. 27 Signed to practice squad  
 Aug. 28 Released from practice squad  
 Aug. 29 Signed to practice squad

## Shelton, Nehemiah — CB

Aug. 14 Signed  
 Aug. 26 Waived

## Silvera, Nesta Jade — DL

Aug. 4 Signed  
 Aug. 26 Waived

## Slater, Rashawn — T

July 27 Signed contract extension  
 Aug. 9 Placed on Reserve/Injured

## Stewart, Corey — T

May 9 Signed  
 Aug. 26 Waived

## St-Juste, Benjamin — CB

March 17 Signed

## Tart, Teair — DL

March 18 Re-signed

## Taylor, Branson — G

May 9 Signed  
 Aug. 26 Waived  
 Aug. 27 Signed to practice squad

## Uiagalelei, DJ — QB

May 9 Signed  
 Aug. 26 Waived

Aug. 27 Signed to practice squad

## Vidal, Kimani — RB

Aug. 26 Waived  
 Aug. 27 Signed to practice squad

## Washington, Savion — T

May 9 Signed  
 July 14 Declared Physically Unable to Perform  
 July 22 Waived/Failed Physical  
 July 23 Placed on Reserve/Physically Unable to Perform

## Wax, Marlowe — LB

May 9 Signed

## Williams, Bucky — C/G

May 12 Waived

## Williams, Mike — WR

March 14 Signed  
 July 14 Declared Physically Unable to Perform  
 July 17 Placed on Exempt/Left Squad  
 Aug. 15 Placed on Reserve/Left Squad

## Williamson, Kendall — S

Jan. 13 Signed to Reserve/Future contract

## Yassmin, Thomas — TE


Aug. 7 Signed  
 Aug. 26 Waived  
 Aug. 27 Signed to practice squad

# MEDIA INFORMATION



SoFi Stadium

## SEATING MAP



CHARGERS.COM

**GAME-DAY MEDIA PARKING:** Media attending Chargers home games have been assigned reserved areas to park at SoFi Stadium. All parking will be distributed electronically. As a reminder, parking is limited and is being provided as a courtesy.

**MEDIA ENTRANCE:** All credentialed media must enter through southeast media gate between entries 10 & 11 near Media Will Call and are subject to search procedures. Please be prepared to open all cases and bags for inspection by SoFi Stadium security personnel. All items will be inspected and tagged for security purposes. Please make sure bags are identifiable and limit carry-in items to only what is necessary. Please remove any security tags from prior games.

**PRESS WILL CALL**  
Press Will Call is located at the southeast media gate between entries 10 & 11.

**PRESS BOX**  
Media can access the press box by entering SoFi Stadium through the southeast media gate. Once on the concourse, turn left and walk along the concourse around the South end zone until reaching elevators in the southwest corner of the stadium. Take the elevators up to level 7 to access the press box.

**CHARGERS MEDIA SITE**  
[Chargers.com/media](https://chargers.com/media) is available to assist media with coverage leading up to each game of the 2024 season. The media site contains digital copies of all press materials. Credential requests on the site must be submitted by the sports director, sports editor or photo editor to be considered.

**CHARGERS GAME RELEASE**  
Stats and notes in Los Angeles Chargers Game Releases are found utilizing a variety of sources, including STATS LLC, Sportradar, Stathead and the Elias Sports Bureau.

## LOS ANGELES CHARGERS COMMUNICATIONS CONTACTS

NAME	TITLE	EMAIL
Josh Rupprecht	Senior Vice President, Communications & Brand Messaging	Josh.Rupprecht@Chargers.NFL.com
Jennifer Rojas	Vice President, Marketing Communications & Alumni Affairs	Jennifer.Rojas@Chargers.NFL.com
Brock Anderson	Director, Football Communications	Brock.Anderson@Chargers.NFL.com
Lauren Georgeson	Senior Manager, Corporate Marketing & Communications	Lauren.Georgeson@Chargers.NFL.com
Leonie Strehl	Senior Coordinator, Marketing Communications & Alumni Affairs	Leonie.Strehl@Chargers.NFL.com
Ricky Martinez	Coordinator, Football Communications	Ricky.Martinez@Chargers.NFL.com
Sophia Cooper	Seasonal Assistant, Communications	Sophia.Cooper@Chargers.NFL.com
Timothy Longoria	Seasonal Assistant, Communications	Timothy.Longoria@Chargers.NFL.com

***SUPPLEMENTAL  
STATS***

# ALL-TIME SERIES HISTORY

Franchise	REGULAR SEASON						POSTSEASON					PRESEASON		
	W	L	T	Pct.	PF	PA	W	L	Pct.	PF	PA	W	L	T
Arizona Cardinals <sup>1</sup>	11	5	0	.688	407	318	0	0	—			14	11	0
Atlanta Falcons	5	8	0	.385	187	260	0	0	—			4	2	0
Baltimore Ravens	5	10	0	.333	275	337	1	0	1.000	23	17	0	0	0
Buffalo Bills	24	12	2	.667	938	660	1	2	.333	27	57	0	1	0
Carolina Panthers	2	6	0	.250	135	171	0	0	—			0	0	0
Chicago Bears	7	7	0	.500	279	233	0	0	—			4	3	0
Cincinnati Bengals	23	14	0	.622	905	805	1	1	.500	34	37	0	0	0
Cleveland Browns <sup>2</sup>	20	9	1	.683	727	582	0	0	—			1	0	1
Dallas Cowboys	5	8	0	.385	295	296	0	0	—			9	9	0
Denver Broncos	57	72	1	.442	2,789	2,764	0	1	.000	17	24	5	2	0
Detroit Lions	7	6	0	.538	292	304	0	0	—			1	1	0
Green Bay Packers	2	11	0	.154	232	376	0	0	—			2	1	1
Houston Texans	6	3	0	.667	247	192	0	1	.000	12	32	1	0	0
Indianapolis Colts <sup>3</sup>	18	10	0	.643	666	476	2	1	.667	71	76	2	2	0
Jacksonville Jaguars	9	4	0	.692	385	255	0	0	—			0	0	0
Kansas City Chiefs <sup>4</sup>	58	71	1	.450	2,624	2,880	1	0	1.000	17	0	5	2	0
Las Vegas Raiders <sup>5</sup>	61	68	2	.473	2,877	2,885	0	1	.000	27	34	7	7	0
Los Angeles Rams <sup>6</sup>	6	7	0	.462	344	335	0	0	—			21	20	0
Miami Dolphins	15	18	0	.455	753	738	2	2	.500	76	124	3	1	0
Minnesota Vikings	7	8	0	.467	358	369	0	0	—			3	11	1
New England Patriots <sup>7</sup>	16	24	2	.400	817	983	1	3	.250	112	96	5	2	0
New Orleans Saints	8	6	0	.571	367	272	0	0	—			5	7	0
New York Giants	8	5	0	.615	356	302	0	0	—			5	3	0
New York Jets <sup>8</sup>	24	12	1	.667	1,057	739	0	2	.000	31	37	4	2	1
Philadelphia Eagles	8	5	0	.615	262	266	0	0	—			3	1	0
Pittsburgh Steelers	9	24	0	.273	626	854	2	1	.667	72	76	1	2	0
San Francisco 49ers	8	7	0	.533	339	396	0	1	.000	26	49	23	28	0
Seattle Seahawks	25	27	0	.481	1,090	1,103	0	0	—			5	14	0
Tampa Bay Buccaneers	8	5	0	.615	348	290	0	0	—			0	0	0
Tennessee Titans <sup>9</sup>	29	16	1	.644	1,176	1,002	1	3	.250	50	57	7	3	0
Washington Commanders <sup>10</sup>	5	7	0	.417	259	284	0	0	—			1	0	0
<b>ALL-TIME TOTALS</b>	<b>496</b>	<b>495</b>	<b>11</b>	<b>.501</b>	<b>22,412</b>	<b>21,726</b>	<b>12</b>	<b>20</b>	<b>.375</b>	<b>625</b>	<b>747</b>	<b>141</b>	<b>135</b>	<b>4</b>

Note: Prior to 1972, tie games were not included in winning percentage.

1—Known as St. Louis Cardinals (1960-87) and Phoenix Cardinals (1988-93)

2—Did not play from 1996-98 after relocation to Baltimore, but rejoined as an expansion franchise in 1999

3—Known as Baltimore Colts (1960-83)

4—Known as Dallas Texans (1960-62)

5—Known as Los Angeles Rams (1960-94 and 2016-present) and St. Louis Rams (1995-2015)

6—Known as Boston Patriots (1960-70)

7—Known as Titans of New York (1960-62)

8—Known as Oakland Raiders (1960-81 and 1995-2019) and Los Angeles Raiders (1982-94)

9—Known as Houston Oilers (1960-96) and Tennessee Oilers (1997-98)

10—Known as Washington Redskins (1960-2019) and Washington Football Team (2020-21)

# THE LAST TIME . . .

Regular season in regular font | Postseason in italics

## RUSHING

### 200 Yards Rushing, Individual

CHARGERS — LaDainian Tomlinson, Dec. 28, 2003 vs. Oakland (243 yards)  
 OPPONENT — Adrian Peterson, Nov. 4, 2007 at Minnesota (296 yards)  
 CHARGERS — *Keith Lincoln, AFL Championship,*  
*Jan. 5, 1964 vs. Boston (206 yards)*  
 OPPONENT — *Never*

### 100 Yards Rushing, Individual

CHARGERS — J.K. Dobbins, Sept. 15, 2024 at Carolina (131 yards)  
 OPPONENT — Bucky Irving, Dec. 15, 2024 vs. Tampa Bay (117 yards)  
 CHARGERS — Darren Sproles, AFC Wild Card,  
 Jan. 3, 2009 vs. Indianapolis (105 yards)  
 OPPONENT — Joe Mixon, AFC Wild Card,  
 Jan. 11, 2025 at Houston (106 yards)

### 100 Yards Rushing, One Half, Individual

CHARGERS — J.K. Dobbins, Sept. 8, 2024 vs. Las Vegas  
 (131 yards in second half)  
 OPPONENT — Daivid Montgomery, Nov 12, 2023 vs. Detroit  
 (102 yards in first half)  
 CHARGERS — *Keith Lincoln, AFL Championship,*  
*Jan. 5, 1964 vs. Boston (176 yards in first half)*  
 OPPONENT — *Sony Michel, AFC Divisional,*  
*Jan. 13, 2019 at New England (105 yards in first half)*

### Two 100-Yard Rushers

CHARGERS — Darren Sproles (122 yards) and LaDainian Tomlinson (116 yards)  
 Dec. 16, 2007, vs. Detroit  
 OPPONENT — Frank Gore (158 yards) and Colin Kaepernick (151 yards),  
 Dec. 20, 2014 at San Francisco  
 CHARGERS — *Never*  
 OPPONENT — *Never*

### Four Touchdowns Rushing, Individual

CHARGERS — LaDainian Tomlinson, Oct. 14, 2007 vs. Oak. (3, 27, 13, 41 yards)  
 OPPONENT — *Never*  
 CHARGERS — *Never*  
 OPPONENT — *Never*

### Three Touchdowns Rushing, Individual

CHARGERS — Melvin Gordon, Oct. 15, 2018, at Cleveland (4, 10, 11 yards)  
 OPPONENT — Darrel Young, Nov. 3, 2013 at Washington (1, 1, 4 yards)  
 CHARGERS — *Never*  
 OPPONENT — *Sony Michel, AFC Divisional,*  
*Jan. 13, 2019 at New England (1, 14, 5 yards)*

### Two Touchdowns Rushing, Individual

CHARGERS — **Gus Edwards, Dec. 19, 2024 vs. Denver (1, 5 yards)**  
 OPPONENT — Josh Allen, Dec. 23, 2023 vs. Buffalo (2, 1 yard)  
 CHARGERS — *Darren Sproles, AFC Wild Card,*  
*Jan. 3, 2009 vs. Indianapolis (9, 22 yards)*  
 OPPONENT — *Sony Michel, AFC Divisional,*  
*Jan. 13, 2019 at New England (1, 14, 5 yards)*

## PASSING

### 500 Yards Passing, Individual

CHARGERS — Philip Rivers, Oct. 18, 2015 at Green Bay (503 yards)  
 OPPONENT — *Never*  
 CHARGERS — *Never*  
 OPPONENT — *Never*

### 400 Yards Passing, Individual

CHARGERS — Justin Herbert, Sept. 24, 2023 at Minnesota (405 yards)  
 OPPONENT — Patrick Mahomes, Oct. 22, 2023 at Kansas City (424 yards)  
 CHARGERS — *Dan Fouts, AFC Divisional,*  
*Jan. 2, 1982 at Miami (433 yards)*  
 OPPONENT — *Peyton Manning, AFC Divisional,*  
*Jan. 13, 2008 at Indianapolis (402 yards)*

### 300 Yards Passing, Individual

CHARGERS — **Justin Herbert, Sept. 5, 2025 vs. Kansas City (318 yards)**  
 OPPONENT — Joe Burrow, Nov. 17, 2024 vs. Cincinnati (356 yards)  
 CHARGERS — *Philip Rivers, AFC Divisional,*  
*Jan. 13, 2019 at New England (331 yards)*  
 OPPONENT — *Tom Brady, AFC Divisional,*  
*Jan. 13, 2019 at New England (343 yards)*

### Six Touchdown Passes, Individual

CHARGERS — Dan Fouts, Nov. 22, 1981 at Oakland (12, 15, 29, 4, 5, 6 yards)  
 OPPONENT — *Never*  
 CHARGERS — *Never*  
 OPPONENT — *Never*

### Five Touchdown Passes, Individual

CHARGERS — Drew Brees, Oct. 31, 2004 vs. Oakland (17, 13, 23, 5, 1 yards)  
 OPPONENT — Tom Brady, Oct. 4, 2020 at Tampa Bay (3, 6, 28, 19, 9 yards)  
 CHARGERS — *Never*  
 OPPONENT — *Never*

### Four Touchdown Passes, Individual

CHARGERS — Justin Herbert, Nov. 12, 2023 vs. Detroit (29, 18, 1, 38 yards)  
 OPPONENT — Baker Mayfield, Dec. 15, 2024 vs. Tampa Bay (26, 57, 35, 11 yards)  
 CHARGERS — *Never*  
 OPPONENT — *Don Strock, AFC Divisional,*  
*Jan. 2, 1982 at Miami (1, 40, 15, 50 yards)*

### Three Touchdown Passes, Individual

CHARGERS — **Justin Herbert, Sept. 5, 2025 vs. Kansas City (5, 11, 23 yards)**  
 OPPONENT — Baker Mayfield, Dec. 15, 2024 vs. Tampa Bay (26, 57, 35, 11 yards)  
 CHARGERS — *Philip Rivers, AFC Divisional,*  
*Jan. 13, 2019 at New England (43, 1, 8 yards)*  
 OPPONENT — *Peyton Manning, AFC Divisional,*  
*Jan. 13, 2008 at Indianapolis (25, 9, 55 yards)*

### Six Interceptions Thrown, Individual

CHARGERS — Ed Luther, Oct. 31, 1983 vs. Washington  
 OPPONENT — Peyton Manning, Nov. 11, 2007 vs. Indianapolis  
 CHARGERS — *Never*  
 OPPONENT — *Never*

### Five Interceptions Thrown, Individual

CHARGERS — Craig Whelihan, Dec. 13, 1998 at Seattle  
 OPPONENT — Nathan Peterman, Nov. 19, 2017 vs. Buffalo  
 CHARGERS — *Dan Fouts, AFC Second Round, Jan. 16, 1983 at Miami*  
 OPPONENT — *George Blanda, AFL Championship,*  
*Dec. 24, 1961 vs. Houston Oilers*

### Four Interceptions Thrown, Individual

CHARGERS — Philip Rivers, Nov. 18, 2019 vs. Kansas City in Mexico City, Mexico  
 OPPONENT — Kirk Cousins, Dec. 1, 2024 at Atlanta  
 CHARGERS — *Justin Herbert, AFC Wild Card, Jan. 11, 2025 at Houston*  
 OPPONENT — *George Blanda, AFL Championship,*  
*Dec. 24, 1961 vs. Houston Oilers*

## RECEIVING

### 10 or More Receptions, Individual

CHARGERS — Quentin Johnston, Jan. 5, 2025 at Las Vegas (13 receptions)  
OPPONENT — Cole Kmet, Oct. 29, 2023 vs. Chicago (10 receptions)  
CHARGERS — *Ronnie Harmon, AFC Wild Card,*  
*Dec. 31, 1995 vs. Indianapolis (10 receptions)*  
OPPONENT — *James White, AFC Divisional,*  
*Jan. 13, 2019 at New England (15 receptions)*

### 200 Yards Receiving, Individual

CHARGERS — Keenan Allen, Sept. 24, 2023 at Minnesota (215 yards)  
OPPONENT — Tyreek Hill, Sept. 10, 2023 vs. Miami (215 yards)  
CHARGERS — *Never*  
OPPONENT — *Never*

### 100 Yards Receiving, Individual

CHARGERS — Quentin Johnston, Jan. 5, 2025 at Las Vegas (186 yards)  
OPPONENT — Jakobi Meyers, Jan. 5, 2025 at Las Vegas (123 yards)  
CHARGERS — *Ladd McConkey, AFC Wild Card,*  
*Jan. 11, 2025 at Houston (197 yards)*  
OPPONENT — *Nico Collins, AFC Wild Card,*  
*Jan. 11, 2025 at Houston (122 yards)*

### 100 Yards Receiving, One Half, Individual

CHARGERS — Quentin Johnston, Jan. 5, 2025 at Las Vegas  
(118 yards in first half)  
OPPONENT — Mike Evans, Dec. 15, 2024 vs. Tampa Bay  
(115 yards in second half)  
CHARGERS — *Ladd McConkey, AFC Wild Card,*  
*Jan. 11, 2025 at Houston (141 yards in second half)*  
OPPONENT — *Julian Edelman, AFC Divisional,*  
*Jan. 13, 2019 at New England (107 yards in first half)*

### Two 100-Yard Receivers

CHARGERS — Keenan Allen (215 yards) and Mike Williams (121 yards),  
Sept. 24, 2023 at Minnesota  
OPPONENT — Travis Kelce (191 yards) and Tyreek Hill (148 yards),  
Dec. 16, 2021 vs. Kansas City  
CHARGERS — *Chris Chambers (133 yards) and Vincent Jackson (114 yards),*  
*AFC Wild Card, Jan. 6, 2008*  
OPPONENT — *Tony Nathan (114 yards) and Duriel Harris (106 yards),*  
*AFC Divisional, Jan. 2, 1982*

### Five Touchdown Receptions, Individual

CHARGERS — Kellen Winslow, Nov. 22, 1981 at Oakland (15, 29, 4, 5, 3 yards)  
OPPONENT — *Never*  
CHARGERS — *Never*  
OPPONENT — *Never*

### Four Touchdown Receptions, Individual

CHARGERS — Kellen Winslow, Nov. 22, 1981 at Oakland (15, 29, 4, 5, 3 yards)  
OPPONENT — Daryl Turner, Sept. 15, 1985 vs. Seattle (34, 15, 30, 7 yards)  
CHARGERS — *Never*  
OPPONENT — *Never*

### Three Touchdown Receptions, Individual

CHARGERS — Danny Woodhead, Dec. 20, 2015 vs. Miami (20, 9, 9 yards)  
OPPONENT — Travis Kelce, Nov. 20, 2022 vs. Kansas City (4, 32, 17 yards)  
CHARGERS — *Never*  
OPPONENT — *Jerry Rice, Super Bowl XXIX at Joe Robbie Stadium,*  
*Jan. 29, 1995 vs. San Francisco (44, 15, 7 yards)*

### Two Touchdown Receptions, Individual

CHARGERS — **Quentin Johnston, Sept. 5, 2025 vs. Kansas City (5, 23 yards)**  
OPPONENT — Mike Evans, Dec. 15, 2024 vs. Tampa Bay (57, 35 yards)  
CHARGERS — *Keenan Allen, AFC Divisional,*  
*Jan. 12, 2014 at Denver (16, 16 yards)*  
OPPONENT — *Michael Crabtree, AFC Wild Card,*  
*Jan. 6, 2019 at Baltimore (31, 7 yards)*

## COMBINATION

### 100 Yards Rushing and Receiving, Individual

CHARGERS — Austin Ekeler, Dec. 8, 2019 at Jacksonville  
(101 yards rushing, 112 yards receiving)  
OPPONENT — Essex Johnson, Sept. 30, 1973 vs. Cincinnati  
(121 yards rushing, 116 yards receiving)  
CHARGERS — *Keith Lincoln, AFC Championship, Jan. 5, 1964 vs. Boston*  
*(206 yards rushing, 123 yards receiving)*  
OPPONENT — *Never*

### 300-Yard Passer, 100-Yard Rusher and 100-Yard Receiver

CHARGERS — Philip Rivers (314 yards passing),  
Austin Ekeler (101 yards rushing),  
Austin Ekeler (112 yards receiving),  
Dec. 8, 2019 at Jacksonville  
OPPONENT — Patrick Mahomes (329 yards passing),  
Isiah Pacheco (107 yards rushing),  
Travis Kelce (115 yards receiving),  
Nov. 20, 2022 vs. Kansas City  
CHARGERS — *Dan Fouts (333 yards passing),*  
*Chuck Muncie (126 yards rushing),*  
*Wes Chandler (124 yards receiving),*  
*Kellen Winslow (102 yards receiving),*  
*AFC Wild Card, Jan. 9, 1983 at Pittsburgh*  
OPPONENT — *Tom Brady (343 yards passing),*  
*Sony Michel (129 yards rushing),*  
*Julian Edelman (151 yards receiving),*  
*AFC Divisional, Jan. 13, 2019 at New England*

## INTERCEPTIONS

### Four Interceptions, Individual

CHARGERS — *Never*  
OPPONENT — Kwamie Lassiter, Dec. 27, 1998 at Arizona (4 interceptions)  
CHARGERS — *Never*  
OPPONENT — *Vernon Perry, AFC Divisional,*  
*Dec. 29, 1979 vs. Houston Oilers (4 interceptions)*

### Three Interceptions, Individual

CHARGERS — Antonio Cromartie, Nov. 11, 2007 vs. Indianapolis (3 interceptions)  
OPPONENT — Kwamie Lassiter, Dec. 27, 1998 at Arizona (4 interceptions)  
CHARGERS — *Never*  
OPPONENT — *Vernon Perry, AFC Divisional,*  
*Dec. 29, 1979 vs. Houston Oilers (4 interceptions)*

### Two Interceptions, Individual

CHARGERS — Tarheeb Still, Dec. 1, 2024 at Atlanta (2 interceptions)  
OPPONENT — Patrick Surtain II, Nov. 28, 2021 at Denver (2 interceptions)  
CHARGERS — *Glen Edwards, AFC Divisional,*  
*Jan. 3, 1981 vs. Buffalo (2 interceptions)*  
OPPONENT — *Derek Stingley, AFC Wild Card,*  
*Jan. 11, 2025 at Houston (2 interceptions)*

### Interception Returned for Touchdown

CHARGERS — Tarheeb Still, Dec. 1, 2024 at Atlanta  
(61 yards of Kirk Cousins)  
OPPONENT — Jack Jones, Dec. 14, 2023 at Las Vegas  
(16 yards of Easton Stick)  
CHARGERS — *Never*  
OPPONENT — *Eric Murray, AFC Wild Card,*  
*Jan. 11, 2025 at Houston (38 yards of Justin Herbert)*

## SACKS

### Six Sacks, Individual

CHARGERS — Khalil Mack, Oct. 1, 2023 vs. Las Vegas (6.0 sacks)  
OPPONENT — Never  
CHARGERS — Never  
OPPONENT — Never

### Five Sacks, Individual

CHARGERS — Khalil Mack, Oct. 1, 2023 vs. Las Vegas (6.0 sacks)  
OPPONENT — Never  
CHARGERS — Never  
OPPONENT — Never

### Four-and-One-Half Sacks, Individual

CHARGERS — Khalil Mack, Oct. 1, 2023 vs. Las Vegas (6.0 sacks)  
OPPONENT — Hugh Douglas, Oct. 18, 1998 vs. Philadelphia (4.5 sacks)  
CHARGERS — Never  
OPPONENT — Never

### Four Sacks, Individual

CHARGERS — Khalil Mack, Oct. 1, 2023 vs. Las Vegas (6.0 sacks)  
OPPONENT — Justin Houston, Dec. 28, 2014 at Kansas City (4.0 sacks)  
CHARGERS — Never  
OPPONENT — Never

### Three-and-One-Half Sacks, Individual

CHARGERS — Khalil Mack, Oct. 1, 2023 vs. Las Vegas (6.0 sacks)  
OPPONENT — Justin Houston, Dec. 28, 2014 at Kansas City (3.5 sacks)  
CHARGERS — Never  
OPPONENT — Never

### Three Sacks, Individual

CHARGERS — Khalil Mack, Oct. 1, 2023 vs. Las Vegas (6.0 sacks)  
OPPONENT — Myles Garrett, Nov. 3 2024 at Cleveland (3.0 sacks)  
CHARGERS — Never  
OPPONENT — Never

### Two-and-One-Half Sacks, Individual

CHARGERS — Tuli Tuipulotu, Nov. 3, 2024 at Cleveland (2.5 sacks)  
OPPONENT — Myles Garrett, Nov. 3 2024 at Cleveland (3.0 sacks)  
CHARGERS — *Burt Grossman, AFC Wild Card,*  
*Jan. 2, 1993 vs. Kansas City (2.5 sacks)*  
OPPONENT — Never

### Two Sacks, Individual

CHARGERS — Derwin James Jr., Dec. 28, 2024 at New England (2.0 sacks)  
OPPONENT — **Jonah Lauu, Sept. 15, 2025 at Las Vegas (2.0 sacks)**  
CHARGERS — *Khalil Mack, AFC Wild Card,*  
*Jan. 11, 2025 at Houston (2.0 sacks)*  
OPPONENT — *Shaun Phillips, AFC Divisional,*  
*Jan. 12, 2014 at Denver (2.0 sacks)*

## TOUCHDOWNS

### Five Touchdowns, Individual

CHARGERS — Kellen Winslow, Nov. 22, 1981 at Oakland  
(15-, 29-, 4-, 5-, 3-yard receptions)  
OPPONENT — Never  
CHARGERS — Never  
OPPONENT — Never

### Four Touchdowns, Individual

CHARGERS — Austin Ekeler, Nov. 21, 2021 vs. Pittsburgh  
(10-, 17-yard receptions; 6-, 5-yard runs)  
OPPONENT — Harvey Williams, Nov. 16, 1997, vs. Oakland  
(8-, 32-yard receptions; 1-, 1-yard runs)  
CHARGERS — Never  
OPPONENT — Never

### Three Touchdowns, Individual

CHARGERS — Austin Ekeler, Oct. 2, 2022 at Houston  
(14-yard receptions; 10-, 20-yard runs)  
OPPONENT — Travis Kelce, Nov. 20, 2022 vs. Kansas City  
(4-, 32-, 17-yard receptions)  
CHARGERS — Never  
OPPONENT — *Sony Michel, AFC Divisional,*  
*Jan. 13, 2019 at New England (1-, 14-, 5-yard runs)*

## FIELD GOALS AND PATS

### Six Field Goals Made, Individual

CHARGERS — Greg Davis, Oct. 5, 1997 at Oakland  
(30, 22, 38, 43, 33, 33 yards)  
OPPONENT — Phil Dawson, Nov. 5, 2006 vs. Cleveland  
(37, 20, 42, 30, 36, 35 yards)  
CHARGERS — Never  
OPPONENT — Never

### Five Field Goals Made, Individual

CHARGERS — Cameron Dicker, Oct. 21, 2024 at Arizona  
(59, 50, 28, 47, 40 yards)  
OPPONENT — Daniel Carlson, Jan. 9, 2022 at Las Vegas  
(24, 31, 52, 40, 47 yards)  
CHARGERS — *Michael Badgley, AFC Wild Card,*  
*Jan. 6, 2019 at Baltimore (21, 53, 40, 34, 47 yards)*  
OPPONENT — Never

### Four Field Goals Made, Individual

CHARGERS — Cameron Dicker, Jan. 5, 2025 at Las Vegas  
(33, 32, 49, 20 yards)  
OPPONENT — Chase McLaughlin, Dec. 15, 2024 vs. Tampa Bay  
(22, 37, 42, 43 yards)  
CHARGERS — *Michael Badgley, AFC Wild Card,*  
*Jan. 6, 2019 at Baltimore (21, 53, 40, 34, 47 yards)*  
OPPONENT — Never

### 50-Yard Field Goal, Individual

CHARGERS — Cameron Dicker, Dec. 19, 2024 vs. Denver (57 yards)  
OPPONENT — **Daniel Carlson, Sept. 15, 2025 at Las Vegas (54 yards)**  
CHARGERS — *Michael Badgley, AFC Wild Card,*  
*Jan. 6, 2019 at Baltimore (53 yards)*  
OPPONENT — *Stephen Gostkowski, AFC Divisional,*  
*Jan. 14, 2007 vs. New England (50 yards)*

### Blocked Field Goal Attempt

CHARGERS — Teair Tart, Nov. 3, 2024 at Cleveland  
(51-yard Dustin Hopkins attempt)  
OPPONENT — Zack Allen, Dec. 31, 2023 at Denver  
(50-yard Cameron Dicker attempt)  
CHARGERS — *Leroy Jones, AFC Divisional, Jan. 2, 1982 at Miami*  
*(34-yard Uwe von Schamann attempt)*  
OPPONENT — Never

### Two-Point Conversion

CHARGERS — Ladd McConkey pass from Justin Herbert,  
Jan. 5, 2025 at Las Vegas  
OPPONENT — Clyde Edwards-Helaire pass from Patrick Mahomes,  
Dec. 16, 2021 vs. Kansas City  
CHARGERS — *Keenan Allen pass from Philip Rivers, AFC Divisional,*  
*Jan. 13, 2019 at New England*  
OPPONENT — *Kevin Faulk run, AFC Divisional,*  
*Jan. 14, 2007 vs. New England*

### Defensive Two-Point Conversion

CHARGERS — Casey Hayward Jr., Dec. 30, 2018 at Denver  
(Interception of Case Keenum)  
OPPONENT — Never  
CHARGERS — Never  
OPPONENT — *D'Angelo Ross, AFC Wild Card,*  
*Jan. 11, 2025 at Houston (Return of Cameron Dicker blocked PAT)*

### Point After Touchdown Missed

CHARGERS — Cameron Dicker, Nov. 3, 2024 at Cleveland  
(Second attempt, wide left)  
OPPONENT — **Harrison Butker, Sept. 5, 2025 vs. Kansas City**  
**(First attempt, wide right)**  
CHARGERS — *Rolf Benirschke, AFC Second Round,*  
*Jan. 16, 1993 at Miami (First attempt, wide right)*  
OPPONENT — Never

### Blocked Point After Touchdown

CHARGERS — Isaac Rochell, Sept. 27, 2020 vs. Carolina  
(Joey Slye, first attempt)  
OPPONENT — Denico Autry, Dec. 31, 2017 vs. Oakland  
(Nick Rose, third attempt)  
CHARGERS — Never  
OPPONENT — *Denico Autry, AFC Wild Card,*  
*Jan. 11, 2025 at Houston (Cameron Dicker, first attempt)*

## PUNTING

### 80-Yard Punt

CHARGERS — JK Scott, Dec. 11, 2023 vs. Denver (83 yards)  
OPPONENT — Dustin Colquitt, Dec. 2, 2007 at Kansas City (81 yards)  
CHARGERS — *Never*  
OPPONENT — *Never*

### 70-Yard Punt

CHARGERS — JK Scott, Dec. 11, 2023 vs. Denver (83 yards)  
OPPONENT — Bryce Baringer, Dec. 3, 2023 at New England (70 yards)  
CHARGERS — *Never*  
OPPONENT — *Ray Guy, AFC Championship, Jan. 11, 1981 vs. Oakland (71 yards)*

### 60-Yard Punt

CHARGERS — JK Scott, Oct. 27, 2024 vs. New Orleans (67 yards)  
OPPONENT — **AJ Cole, Sept. 15, 2025 at Las Vegas (60 yards)**  
CHARGERS — *Mike Scifres, AFC Divisional, Jan. 12, 2014 at Denver (62 yards)*  
OPPONENT — *Tommy Townsend, AFC Wild Card, Jan. 11, 2025 at Houston (67 yards)*

### Blocked Punt

CHARGERS — Jerry Attaochu of Drew Butler, Sept. 8, 2014 at Arizona  
OPPONENT — Miles Killebrew of Ty Long, Nov. 21, 2021 vs. Pittsburgh  
CHARGERS — *Never*  
OPPONENT — *Lou Piccone of Rick Partridge, AFC Divisional, Jan. 3, 1981 vs. Buffalo*

### 10 or More Punts, Individual

CHARGERS — Drew Kaser, Nov. 12, 2017 at Jacksonville (10 punts for 485 yards)  
OPPONENT — Chad Stanley, Sept. 15, 2002 vs. Houston (10 punts for 406 yards)  
CHARGERS — *Never*  
OPPONENT — *Never*

### No Punts

CHARGERS — Dec. 26, 2021 at Houston  
OPPONENT — Sept. 19, 2010 vs. Jacksonville  
CHARGERS — *Never*  
OPPONENT — *AFC Divisional, Jan. 12, 2014 at Denver*

## OTHER SPECIAL TEAMS

### Kickoff Returned for Touchdown

CHARGERS — Andre Roberts, Jan. 2, 2022 vs. Denver (101 yards)  
OPPONENT — Mecole Hardman, Dec. 29, 2019 at Kansas City (104 yards)  
CHARGERS — *Andre Coleman, Super Bowl XXIX at Joe Robbie Stadium, Jan. 29, 1995 vs. San Francisco (98 yards)*  
OPPONENT — *Never*

### Punt Returned for Touchdown

CHARGERS — Derius Davis, Nov. 6, 2023 at New York Jets (87 yards)  
OPPONENT — Gunner Olszewski, Dec. 6, 2020, vs. New England (70 yards)  
CHARGERS — *Wes Chandler, AFC Divisional, Jan. 2, 1982 at Miami (58 yards)*  
OPPONENT — *Santonio Holmes, AFC Divisional, Jan. 11, 2009 at Pittsburgh (67 yards)*

### Blocked Punt Returned for Touchdown

CHARGERS — Jacob Hester, Oct. 25, 2009 at Kansas City (Recovered own blocked Dustin Colquitt punt in end zone)  
OPPONENT — Daniel Thomas, Oct. 25, 2020 vs. Jacksonville (Recovered own blocked Ty Long punt, returned recovery 16 yards)  
CHARGERS — *Never*  
OPPONENT — *Never*

### Recovered Own Onside Kick Attempt

CHARGERS — Darrell Stuckey of Nick Novak kick, Nov. 18, 2012 at Denver  
OPPONENT — Keion Crossen of Riley Dixon kick, Dec. 12, 2021 vs. New York Giants  
CHARGERS — *Richard Marshall of Nick Novak kick, AFC Divisional, Jan. 12, 2014 at Denver*  
OPPONENT — *Never*

## OTHER DEFENSE

### Shutout Posted

CHARGERS — Dec. 3, 2023 at New England (6-0, Chargers win)  
OPPONENT — Dec. 6, 2020 vs. New England (45-0, Patriots win)  
CHARGERS — *AFC Wild Card, Jan. 2, 1993 vs. Kansas City (Chargers win, 17-0)*  
OPPONENT — *AFC Divisional, Jan. 10, 1993 at Miami (Dolphins win, 31-0)*

### Fumble Returned for Touchdown

CHARGERS — Tevaughn Campbell, Dec. 5, 2021 at Cincinnati (61 yards)  
OPPONENT — Mike Edwards, Jan. 7, 2024 vs. Kansas City (97 yards)  
CHARGERS — *Never*  
OPPONENT — *Guy Ruff, AFC Wild Card, Jan. 9, 1983 at Pittsburgh (Recovered opening kickoff fumble in end zone)*

### Safety Scored

CHARGERS — Oct. 23, 2022 vs. Seattle (Kenneth Walker III tackled by Sebastian Joseph-Day and Troy Reeder in end zone)  
OPPONENT — Oct. 27, 2024 vs. New Orleans (JK Scott fumbled out end zone)  
CHARGERS — *AFC Divisional, Jan. 8, 1995 vs. Miami (Bernie Parmalee tackled in end zone by Reuben Davis)*  
OPPONENT — *Never*

## MISCELLANEOUS

### No Penalties

CHARGERS — Oct. 9, 2011 at Denver (Chargers win, 29-24)  
OPPONENT — Dec. 4, 2005 vs. Oakland (Raiders win, 34-10)  
CHARGERS — *Never*  
OPPONENT — *AFC Divisional, Jan. 10, 1993 at Miami (Dolphins win, 31-0)*

### Game Without Touchdown

CHARGERS — Oct. 21, 2024 at Arizona (Cardinals win 17-15)  
OPPONENT — **Sept. 15, 2025 at Las Vegas (Chargers win 20-9)**  
CHARGERS — *AFC Championship, Jan. 20, 2008 at New England (Patriots win, 21-12)*  
OPPONENT — *AFC Wild Card, Jan. 6, 2008 vs. Tennessee (Chargers win, 17-6)*

### 50 Points, Game

CHARGERS — Nov. 19, 2017 vs. Buffalo (Chargers win, 54-24)  
OPPONENT — Dec. 14, 2023 at Las Vegas (Raiders win, 63-21)  
CHARGERS — *AFL Championship, Jan. 5, 1964 vs. Boston (Chargers win, 51-10)*  
OPPONENT — *Never*

### 40 Points, Game

CHARGERS — Dec. 28, 2024 at New England (Chargers win, 40-7)  
OPPONENT — Dec. 15, 2024 vs. Tampa Bay (Buccaneers win, 40-17)  
CHARGERS — *AFC Divisional, Jan. 2, 1982 at Miami (Chargers win, 41-38)*  
OPPONENT — *AFC Divisional, Jan. 13, 2019 at New England (Patriots win, 41-28)*

### 600 Yards Total Offense, Game

CHARGERS — Dec. 20, 1982 vs. Cincinnati (661 yards)  
OPPONENT — Oct. 1, 2000 at St. Louis (614 yards)  
CHARGERS — *AFL Championship, Jan. 5, 1964 vs. Boston (610 yards)*  
OPPONENT — *Never*

### 500 Yards Total Offense, Game

CHARGERS — Dec. 8, 2019 at Jacksonville (525 yards)  
OPPONENT — Dec. 15, 2024 vs. Tampa Bay (506 yards)  
CHARGERS — *AFC Divisional, Jan. 2, 1982 at Miami (564 yards)*  
OPPONENT — *Never*

# WEEKLY RANKINGS

## 2025 WEEKLY NFL RANKINGS

Week	Opp.	Offense			Defense		
		Total	Rush	Pass	Total	Rush	Pass
1	KC	T-5	19	3	22	15	24
2	at LV	9	25	4	7	8	16
3	Den						
4	at NYG						
5	Was						
6	at Mia						
7	Ind						
8	Min						
9	at Ten						
10	Pit						
11	at Jax						
12	BYE						
13	LV						
14	Phi						
15	at KC						
16	at Dal						
17	Hou						
18	at Den						
<b>Chargers in 2024</b>		<b>20</b>	<b>17</b>	<b>19</b>	<b>11</b>	<b>14</b>	<b>7</b>
<b>Chargers in 2023</b>		<b>18</b>	<b>25</b>	<b>13</b>	<b>28</b>	<b>17</b>	<b>30</b>
<b>Chargers in 2022</b>		<b>9</b>	<b>30</b>	<b>3</b>	<b>20</b>	<b>28</b>	<b>7</b>
<b>Chargers in 2021</b>		<b>4</b>	<b>21</b>	<b>T-2</b>	<b>23</b>	<b>30</b>	<b>12</b>
<b>Chargers in 2020</b>		<b>9</b>	<b>18</b>	<b>6</b>	<b>10</b>	<b>18</b>	<b>9</b>
<b>Chargers in 2019</b>		<b>10</b>	<b>28</b>	<b>6</b>	<b>6</b>	<b>18</b>	<b>5</b>
<b>Chargers in 2018</b>		<b>11</b>	<b>15</b>	<b>10</b>	<b>9</b>	<b>9</b>	<b>9</b>
<b>Chargers in 2017</b>		<b>4</b>	<b>24</b>	<b>1</b>	<b>15</b>	<b>31</b>	<b>3</b>
<b>Chargers in 2016</b>		<b>14</b>	<b>26</b>	<b>8</b>	<b>16</b>	<b>10</b>	<b>20</b>
<b>Chargers in 2015</b>		<b>9</b>	<b>31</b>	<b>4</b>	<b>20</b>	<b>27</b>	<b>T-14</b>
<b>Chargers in 2014</b>		<b>18</b>	<b>30</b>	<b>10</b>	<b>9</b>	<b>26</b>	<b>4</b>
<b>Chargers in 2013</b>		<b>5</b>	<b>13</b>	<b>4</b>	<b>23</b>	<b>12</b>	<b>29</b>
<b>Chargers in 2012</b>		<b>31</b>	<b>27</b>	<b>24</b>	<b>9</b>	<b>6</b>	<b>18</b>
<b>Chargers in 2011</b>		<b>6</b>	<b>16</b>	<b>6</b>	<b>16</b>	<b>20</b>	<b>13</b>
<b>Chargers in 2010</b>		<b>1</b>	<b>15</b>	<b>2</b>	<b>1</b>	<b>4</b>	<b>1</b>
<b>Chargers in 2009</b>		<b>10</b>	<b>31</b>	<b>5</b>	<b>16</b>	<b>20</b>	<b>11</b>
<b>Chargers in 2008</b>		<b>11</b>	<b>20</b>	<b>7</b>	<b>25</b>	<b>11</b>	<b>31</b>
<b>Chargers in 2007</b>		<b>20</b>	<b>7</b>	<b>26</b>	<b>14</b>	<b>16</b>	<b>14</b>
<b>Chargers in 2006</b>		<b>4</b>	<b>2</b>	<b>16</b>	<b>10</b>	<b>7</b>	<b>13</b>
<b>Chargers in 2005</b>		<b>10</b>	<b>9</b>	<b>12</b>	<b>13</b>	<b>1</b>	<b>28</b>
<b>Chargers in 2004</b>		<b>10</b>	<b>6</b>	<b>16</b>	<b>18</b>	<b>3</b>	<b>31</b>
<b>Chargers in 2003</b>		<b>14</b>	<b>6</b>	<b>19</b>	<b>27</b>	<b>T-25</b>	<b>21</b>
<b>Chargers in 2002</b>		<b>16</b>	<b>8</b>	<b>22</b>	<b>30</b>	<b>11</b>	<b>32</b>

## 2025 REGULAR-SEASON RANKINGS

### LOS ANGELES CHARGERS (Team)

Category	NFL	AFC
Turnover Margin (2).....	T-4	T-2
Points Scored (23.5).....	13	8
Points Allowed (15.0).....	3	1
Total Offense (355.5).....	9	4
Rushing (85.5).....	25	11
Passing (270.0).....	4	3
Total Defense (282.5).....	7	3
vs. Rush (83.0).....	8	5
vs. Pass (199.5).....	16	7
Third-Down Offense (45.83%).....	9	4
Third-Down Defense (43.75%).....	20	9
Red-Zone Offense (42.86%).....	25	11
Red-Zone Defense (16.67%).....	1	1

### LOS ANGELES CHARGERS (Individual)

Category	NFL	AFC
<b>Passing</b>		
Rating: Justin Herbert (127.8).....	2	2
Yards: Justin Herbert (560).....	3	2
Touchdowns: Justin Herbert (5).....	T-3	T-2
<b>Rushing</b>		
Attempts: Omarion Hampton (23).....	T-25	12
Yards: Omarion Hampton (72).....	T-40	18
Touchdowns: None.....	—	—
<b>Receiving</b>		
Receptions: Keenan Allen (12).....	T-18	T-5
Yards: Quentin Johnston (150).....	15	5
Touchdowns: Quentin Johnston (3).....	T-1	1
<b>Defense</b>		
Total Tackles: Daiyan Henley (18).....	T-14	T-7
Solo Tackles: Daiyan Henley (10).....	T-25	T-8
INTs: Daiyan Henley/Donte Jackson/Tony Jefferson (1).....	T-3	T-3
Sacks: Daiyan Henley (2.0).....	T-8	T-4

## GAME-BY-GAME STARTERS

### OFFENSIVE STARTERS

		WR	WR	TE	LT	LG	C	RG	RT	QB	RB	3WR	FB	2TE
Sept. 5	KC	L.McConkey	Q.Johnston	T.Conklin	J.Alt	Z.Johnson	B.Bozeman	M.Becton	T.Pipkins	J.Herbert	O.Hampton	K.Allen	—	—
Sept. 15	at LV	L.McConkey	Q.Johnston	T.Conklin	J.Alt	Z.Johnson	B.Bozeman	M.Becton	T.Pipkins	J.Herbert	O.Hampton	—	S.Matlock	W.Dissly
Sept. 21	Den													
Sept. 28	at NYG													
Oct. 5	Was													
Oct. 12	at Mia													
Oct. 19	Ind													
Oct. 23	Min													
Nov. 2	at Ten													
Nov. 9	Pit													
Nov. 16	at Jax													
Nov. 30	LV													
Dec. 8	Phi													
Dec. 14	at KC													
Dec. 21	at Dal													
TBD	Hou													
TBD	at Den													

### DEFENSIVE STARTERS

		OLB	DL	DL	DL	OLB	LB	LB	CB	CB	S	S	3CB	3S
Sept. 5	KC	K.Mack	T.Tart	D.Hand	—	K.Mack	D.Henley	D.Perryman	T.Still	D.Jackson	D.James	A.Gilman	—	E.Molden
Sept. 15	at LV	K.Mack	T.Tart	D.Hand	—	T.Tuipulotu	D.Henley	T.Dye	T.Still	D.Jackson	D.James	A.Gilman	—	T.Jefferson
Sept. 21	Den													
Sept. 28	at NYG													
Oct. 5	Was													
Oct. 12	at Mia													
Oct. 19	Ind													
Oct. 23	Min													
Nov. 2	at Ten													
Nov. 9	Pit													
Nov. 16	at Jax													
Nov. 30	LV													
Dec. 8	Phi													
Dec. 14	at KC													
Dec. 21	at Dal													
TBD	Hou													
TBD	at Den													

## WEEKLY INACTIVES

Sept. 5	Kansas City:	RJ Mickens, Tucker Fisk, Nikko Reed, Kyle Kennard, Foster Sarell, Oronde Gadsden, Naquan Jones.
Sept. 15	at Las Vegas:	Elijah Molden, Tucker Fisk, Nikko Reed, Kyle Kennard, Kana'i Mauga, Oronde Gadsden, Otito Ogbornia
Sept. 21	Denver:	
Sept. 28	at N.Y. Giants:	
Oct. 5	Washington:	
Oct. 12	at Miami:	
Oct. 19	Indianapolis:	
Oct. 23	Minnesota:	
Nov. 2	at Tennessee:	
Nov. 9	Pittsburgh:	
Nov. 16	at Jacksonville:	
Nov. 30	Las Vegas:	
Dec. 8	Philadelphia:	
Dec. 14	at Kansas City:	
Dec. 21	at Dallas:	
TBD	Houston:	
TBD	at Denver:	

### SEASON TOTALS

Name	No.	Name	No.
Tucker Fisk	2	Otito Ogbornia	1
Oronde Gadsden	2	Foster Sarell	1
Kyle Kennard	2		
Nikko Reed	2		
Naquan Jones	1		
Kana'i Mauga	1		
RJ Mickens	1		
Elijah Molden	1		

# CHARGERS AND OPPONENT WEEKLY LEADERS

## REGULAR-SEASON WEEKLY LEADERS, LOS ANGELES CHARGERS

			Scoring		Pass Yds.		Carries		Rush Yds.			Catches		Rec. Yds.		Tackles (Solo)		Sacks	
Sept. 5		Kansas City:	Johnston	12	Herbert	318	Hampton	15	Hampton	48	Allen	7	Johnston	79	Gilman	9 (4)	Two tied	1.0	
Sept. 15	at	Las Vegas:	Dicker	8	Herbert	242	Herbert	9	Herbert	31	Two tied	5	Johnston	71	Henley	10(7)	Three Tied	1.0	
Sept. 21		Denver:																	
Sept. 28	at	N.Y. Giants:																	
Oct. 5		Washington:																	
Oct. 12	at	Miami:																	
Oct. 19		Indianapolis:																	
Oct. 23		Minnesota:																	
Nov. 2	at	Tennessee:																	
Nov. 9		Pittsburgh:																	
Nov. 16	at	Jacksonville:																	
Nov. 30		Las Vegas:																	
Dec. 8		Philadelphia:																	
Dec. 14	at	Kansas City:																	
Dec. 21	at	Dallas:																	
TBD		Houston:																	
TBD	at	Denver:																	

## REGULAR-SEASON WEEKLY LEADERS, OPPONENT

			Scoring		Pass Yds.		Carries		Rush Yds.			Catches		Rec. Yds.		Tackles (Solo)		Sacks	
Sept. 5		Kansas City:	Butker	9	Mahomes	258	Mahomes	6	Mahomes	57	Brown	10	Brown	99	Conner	9 (7)	Tranquill	2.0	
Sept. 15	at	Las Vegas:	Carlson	9	Smith	180	Jeanty	11	Jeanty	43	Meyers	6	Meyers	68	White	8(6)	Laulu	2.0	
Sept. 21		Denver:																	
Sept. 28	at	N.Y. Giants:																	
Oct. 5		Washington:																	
Oct. 12	at	Miami:																	
Oct. 19		Indianapolis:																	
Oct. 23		Minnesota:																	
Nov. 2	at	Tennessee:																	
Nov. 9		Pittsburgh:																	
Nov. 16	at	Jacksonville:																	
Nov. 30		Las Vegas:																	
Dec. 8		Philadelphia:																	
Dec. 14	at	Kansas City:																	
Dec. 21	at	Dallas:																	
TBD		Houston:																	
TBD	at	Denver:																	

# REGULAR-SEASON PLAYER PARTICIPATION

2025 Season Player	1	2	3	4	5	6	7	8	9	10	11	13	14	15	16	17	18	Season Totals			
	KC	at LV	DEN	at NYG	WAS	at MIA	IND	MIN	at TEN	PIT	at JAX	LV	PHI	at KC	at DAL	HOU	at DEN	GP	GS	DNP	INA
Allen, Keenan	<b>WR</b>	SUB																2	1	0	0
Alt, Joe	<b>LT</b>	<b>LT</b>																2	2	0	0
Becton Sr., Mekhi	<b>RG</b>	<b>RG</b>																2	2	0	0
Bozeman, Bradley	<b>C</b>	<b>C</b>																2	2	0	0
Caldwell, Jamaree	SUB	SUB																2	0	0	0
Colson, Junior	IR	IR																0	0	0	0
Conklin, Tyler	<b>TE</b>	<b>TE</b>																2	2	0	0
Davis, Darius	SUB	SUB																2	0	0	0
Deculus, Austin	SUB	SUB																2	0	0	0
Dicker, Cameron	SUB	SUB																2	0	0	0
Dissly, Will	SUB	<b>TE</b>																2	1	0	0
Dupree, Bud	SUB	SUB																2	0	0	0
Dye, Troy	SUB	<b>LB</b>																2	1	0	0
Eboigbe, Justin	SUB	SUB																2	0	0	0
Edwards, TeRah	PS	PS																0	0	0	0
Fisk, Tucker	INA	INA																0	0	0	2
Fuga, Josh	IR	IR																0	0	0	0
Gadsden, Oronde	INA	INA																0	0	0	2
Gilman, Alohi	<b>S</b>	<b>S</b>																2	2	0	0
Grimm, Luke	PS	PS																0	0	0	0
Hampton, Omarion	<b>RB</b>	<b>RB</b>																2	2	0	0
Hand, Da'Shawn	<b>DL</b>	<b>DL</b>																2	2	0	0
Harris, Josh	IR/DFR	IR/DFR																0	0	0	0
Harris, Najee	SUB	SUB																2	0	0	0
Harris, Tre'	SUB	SUB																2	0	0	0
Hart, Cam	SUB	SUB																2	0	0	0
Haskins, Hassan	SUB	SUB																2	0	0	0
Henley, Daiyan	<b>LB</b>	<b>LB</b>																2	2	0	0
Herbert, Justin	<b>QB</b>	<b>QB</b>																2	2	0	0
Hines, Nyheim	PS	—																0	0	0	0
Jackson, Donte	<b>CB</b>	<b>CB</b>																2	2	0	0
Jackson, JaQuae	PS	PS																0	0	0	0
James, Andre	SUB	SUB																2	0	0	0
James Jr., Derwin	<b>S</b>	<b>S</b>																2	2	0	0
Jefferson, Tony	PS	<b>3S</b>																1	1	0	0
Johnson, Amar	PS	PS																0	0	0	0
Johnson, Emany	PS	PS																0	0	0	0
Johnson, Zion	<b>LG</b>	<b>LG</b>																2	2	0	0
Johnston, Quentin	<b>WR</b>	<b>WR</b>																2	2	0	0
Jones, Naquan	INA	SUB																1	1	0	1
Kaltenberger, Josh	PS	PS																0	0	0	0
Kennard, Kyle	INA	INA																0	0	0	2
Lambert-Smith, KeAndre	SUB	SUB																2	0	0	0
Lance, Trey	DNP	DNP																0	0	2	0
Leonard, Deane	IR/DFR	IR/DFR																0	0	0	0
Lovato, Rick	SUB	SUB																2	0	0	0
Mack, Khalil	<b>OLB</b>	<b>OLB</b>																2	2	0	0
Matlock, Scott	SUB	<b>FB</b>																2	1	0	0
Mauga, Kana'i	—	INA																0	0	0	1
McConkey, Ladd	<b>WR</b>	SUB																2	1	0	0
Mickens, RJ	INA	SUB																1	0	0	1
Molden, Elijah	<b>3S</b>	INA																1	1	0	1
Murphy, Caleb	SUB	SUB																2	0	0	0
Ogbonnia, Otito	SUB	INA																1	0	0	1
Oladokun, Jordan	IR	IR																0	0	0	0
Perryman, Denzel	<b>LB</b>	IR																1	1	0	0
Phillips, Del'Shawn	SUB	SUB																2	0	0	0
Pipkins III, Trey	<b>RT</b>	<b>RT</b>																2	2	0	0
Purchase, Myles	PS	PS																0	0	0	0
Randolph, Garmon	PS	PS																0	0	0	0
Reagor, Jalen	PS/IR	PS/IR																0	0	0	0
Reed, Nikko	INA	INA																0	0	0	2
Rogers, Eric	IR	IR																0	0	0	0
Salyer, Jamaree	SUB	SUB																2	0	0	0
Sarell, Foster	INA	PS																0	0	1	0
Scott, JK	SUB	SUB																2	0	0	0
Sharpe, David	PS	PS																0	0	0	0
Slater, Rashawn	IR	IR																0	0	0	0
Still, Tarheeb	<b>CB</b>	<b>CB</b>																2	2	0	0
St-Juste, Benjamin	SUB	SUB																1	1	0	0
Taylor, Branson	PS	PS																0	0	0	0
Tart, Teair	<b>DL</b>	<b>DL</b>																2	2	0	0
Taylor, Ja'Sir	SUB	SUB																2	0	0	0
Tuipulotu, Tuli	<b>OLB</b>	<b>OLB</b>																2	2	0	0
Uiagalelei, DJ	PS	PS																0	0	0	0
Vidal, Kimani	PS	PS																0	0	0	0
Washington, Savion	PUP	PUP																0	0	0	0
Wax, Marlowe	SUB	SUB																2	0	0	0
Williamson, Kendall	SUB	SUB																2	0	0	0
Yassmin, Thomas	PS	SUB																0	0	0	0

**STARTERS FOR EACH GAME IN BOLD:**

DNP — Did Not Play, DNR — Reserve/Did Not Report, E/CP — Exempt/Commissioner Permission, INA — Inactive,  
 IR — Reserve/Injured, IR/DFR — Reserve Injured; Designated for Return, COVID — Reserve/COVID-19,  
 NFI — Non-Football Illness List, PS — Practice Squad, PS/INJ — Practice Squad; Injured List,  
 PUP — Reserve/Physically Unable to Perform, SUB — Substitute, SUS — Reserve/Suspended,  
 2RB — Started as Second Running Back, 2TE — Started as Second Tight End, 3TE — Started as Third Tight End,  
 CB — Started as Additional Cornerback, 3S — Started as Third Safety, 3WR — Started as Third Wide Receiver.

# REGULAR SEASON SINGLE-GAME HIGHS

## INDIVIDUAL

### Passing

**Longest Scoring Pass** — 60, J.Herbert to Q. Johnston,  
Sept. 15 at Las Vegas

**Longest Non-Scoring Pass** — 33, Last: J.Herbert to T.Conklin,  
Sept. 5 vs. Kansas City

**Most Passing Attempts** — 34, J.Herbert, Sept. 5 vs. Kansas City

**Most Completions** — 25, J.Herbert, Sept. 5 vs. Kansas City

**Most Passing Yards** — 318, Sept. 5 vs. Kansas City

**Most Passing Touchdowns** — 3, J.Herbert, Sept. 5 vs. Kansas City

**Highest Completion Percentage (min. 20 att.)** — 73.5, J.Herbert,  
Sept. 5 vs. Kansas City

**Highest Passer Rating (min. 20 att.)** — 131.7, J.Herbert,  
Sept. 5 vs. Kansas City

### Rushing

**Longest Scoring Run** — N/A

**Longest Non-Scoring Run** — 19, J.Herbert, Sept. 5 vs. Kansas City

**Most Rushing Attempts** — 15, O.Hampton, Sept. 5 vs. Kansas City

**Most Rushing Yards** — 48, O.Hampton, Sept. 5 vs. Kansas City

**Most Rushing Touchdowns** — N/A

### Receiving

**Most Receptions** — 7, K.Allen, Sept. 5 vs. Kansas City

**Most Receiving Yards** — 79, Q.Johnston, Sept. 5 vs. Kansas City

**Most Receiving Touchdowns** — 2, Q.Johnston,  
Sept. 5 vs. Kansas City

### Total Offense

**Most Total Yards from Scrimmage** — 79, Q.Johnston,  
Sept. 5 vs. Kansas City

**Most Touchdowns** — 2, Q.Johnston, Sept. 5 vs. Kansas City

### Special Teams

**Longest Punt** — 56, Last: J.Scott, Sept. 15 at Las Vegas

**Longest Field Goal** — 39, C.Dicker, Sept. 5 vs. Kansas City

**Most Attempted Field Goals** — 2, Last: C.Dicker, Sept. 15 at Las  
Vegas

**Most Made Field Goals** — 2, C.Dicker, Sept. 15 at Las Vegas

### Returns

**Longest Kickoff Return** — 29, H.Haskins, Sept. 15 vs. Las Vegas

**Longest Punt Return** — 7, D.Davis, Sept. 15 vs. Las Vegas

**Longest Interception Return** — 8, D.Henley vs. Las Vegas

**Longest Fumble Return** — N/A

### Defense

**Most Interceptions** — 1, D.Henley, T.Jefferson, and D.Jackson  
Sept. 15 at Las Vegas

**Most Tackles** — 10, D.Henley at Las Vegas

**Most Solo Tackles** — 7, T.Still and D.Henley  
Sept. 5 vs. Kansas City

**Most Sacks** — 1.0, Last: D.Henley, J. Caldwell and K.Mack  
Sept. 15 at Las Vegas

**Most Passes Defensed** — 2, Last: Six tied, Sept. 15 at Las Vegas

## TEAM

### Most, Offense

**First Downs** — 22, Sept. 5 vs. Kansas City

**Rushing Attempts** — 26, Sept. 15 at Las Vegas

**Rushing Yards** — 90, Sept. 5 vs. Kansas City

**Rushing Touchdowns** — 0, Last: Sept. 15 at Las Vegas

**Passing Attempts** — 34, Sept. 5 vs. Kansas City

**Completions** — 25, Sept. 5 vs. Kansas City

**Net Passing Yards** — 304, Sept. 5 vs. Kansas City

**Touchdowns Thrown** — 3, Sept. 5 vs. Kansas City

**Offensive Plays** — 62, Sept. 5 vs. Kansas City

**Total Offense** — 394, Sept. 5 vs. Kansas City

**Time of Possession** — 32:44, Sept. 5 vs. Kansas City

### Most, Turnovers

**Turnovers** — 3, Sept. 15 at Las Vegas

**Interceptions Thrown** — 0, Sept. 5 vs. Kansas City

**Fumbles** — 2, Sept. 15 at Las Vegas

**Fumbles Lost** — 1, Last: Sept. 15 at Las Vegas

### Longest Scoring Drives

**Plays** — 12, Last: Sept. 15 at Las Vegas

**Yards** — 91, Sept. 15 at Las Vegas

**Time** — 7:33, Sept. 5 vs. Kansas City

### Shortest Scoring Drives

**Plays** — 4, Sept. 15 at Las Vegas

**Yards** — 5, Sept. 15 at Las Vegas

**Time** — 1:02, Sept. 15 at Las Vegas

### Fewest, Defense

**First Downs Allowed** — 15, Sept. 15 at Las Vegas

**Rushing Attempts Allowed** — 17, Sept. 5 vs. Kansas City

**Rushing Yards Allowed** — 68, Sept. 15 at Las Vegas

**Passing Attempts Allowed** — 39, Sept. 5 vs. Kansas City

**Completions Allowed** — 24, Last: Sept. 15 at Las Vegas

**Net Passing Yards Allowed** — 180, Sept. 15 at Las Vegas

**Total Plays Allowed** — 61, Sept. 5 vs. Kansas City

**Total Yards Allowed** — 218 Sept. 15 at Las Vegas

### Most, Defense

**Takeaways** — 1, Sept. 15 at Las Vegas

**Interceptions** — 3, Sept. 15 at Las Vegas

**Fumbles Forced** — 1, Sept. 5 vs. Kansas City

**Fumbles Recovered** — 0, Sept. 5 vs. Kansas City

**Passes Defensed** — 13, Sept. 15 at Las Vegas

**Sacks** — 3, Sept. 15 at Las Vegas

## GAME-BY-GAME PASSES DEFENSED

Sept. 5	Kansas City:	Teair Tart (2), Bud Dupree (1), Donte Jackson (1).
Sept. 15	at Las Vegas:	Alohi Gilman (2), Daiyan Henley (2), Donte Jackson (2), Derwin James Jr. (2), Tony Jefferson (2), Naquan Jones (1), Tarheeb Still (2), Tuli Tuipulotu (2).
Sept. 21	Denver:	
Sept. 28	at N.Y. Giants:	
Oct. 5	Washington:	
Oct. 12	at Miami:	
Oct. 19	Indianapolis:	
Oct. 23	Minnesota:	
Nov. 2	at Tennessee:	
Nov. 9	Pittsburgh:	
Nov. 16	at Jacksonville:	
Nov. 30	Las Vegas:	
Dec. 8	Philadelphia:	
Dec. 14	at Kansas City:	
Dec. 21	at Dallas:	
TBD	Houston:	
TBD	at Denver:	

### SEASON TOTALS (19)

Name	No.
Donte Jackson	3
Alohi Gilman	2
Daiyan Henley	2
Derwin James Jr.	2
Tony Jefferson	2
Tarheeb Still	2
Teair Tart	2
Tuli Tuipulotu	2
Bud Dupree	1
Naquan Jones	1

## GAME-BY-GAME SACKS

Sept. 5	Kansas City:	Da'Shawn Hand (1.0), Daiyan Henley (1.0).
Sept. 15	at Las Vegas:	Jamaree Caldwell (1.0), Daiyan Henley (1.0), Khalil Mack (1.0).
Sept. 21	Denver:	
Sept. 28	at N.Y. Giants:	
Oct. 5	Washington:	
Oct. 12	at Miami:	
Oct. 19	Indianapolis:	
Oct. 23	Minnesota:	
Nov. 2	at Tennessee:	
Nov. 9	Pittsburgh:	
Nov. 16	at Jacksonville:	
Nov. 30	Las Vegas:	
Dec. 8	Philadelphia:	
Dec. 14	at Kansas City:	
Dec. 21	at Dallas:	
TBD	Houston:	
TBD	at Denver:	

### SEASON TOTALS (5.0)

Name	No.
Daiyan Henley	2.0
Jamaree Caldwell	1.0
Da'Shawn Hand	1.0
Khalil Mack	1.0

# ***RECORDS***

# INDIVIDUAL RECORDS

\*NFL Record

## POINTS

### Most Seasons Leading League

- 1 Nate Kaeding, 2009
- LaDainian Tomlinson, 2006
- John Carney, 1994

### Most, Career

- 1,076 John Carney, 1990-2000
- 918 LaDainian Tomlinson, 2001-09
- 889 Nate Kaeding, 2004-12

### Most, Season

- 186\* LaDainian Tomlinson, 2006
- 150 Cameron Dicker, 2024
- 146 Nate Kaeding, 2009

### Most, Season, Non-Kickers

- 186\* LaDainian Tomlinson, 2006
- 124 Austin Ekeler, 2021
- 120 LaDainian Tomlinson, 2005

### Most, Season, Rookie

- 114 Nate Kaeding, 2004
- 106 Josh Lambo, 2015
- Dennis ParTEE, 1968
- 94 Herb Travenio, 1965

### Most, Game

- 30 Kellen Winslow, Nov. 22, 1981 at Oakland
- 24 (10x) Last: Austin Ekeler, Nov. 21, 2021 vs. Pit.
- 20 Mike Williams, Dec. 13, 2018 at Kansas City

## TOUCHDOWNS

### Most Seasons Leading League

- 3 Lance Alworth, 1964, 1965, 1966
- 2 Austin Ekeler, 2021, 2022
- 1 LaDainian Tomlinson, 2006
- Chuck Muncie, 1981

### Most, Career

- 153 LaDainian Tomlinson, 2001-09
- 116 Antonio Gates, 2003-18
- 83 Lance Alworth, 1962-70

### Most, Season

- 31\* LaDainian Tomlinson, 2006
- 20 Austin Ekeler, 2021
- LaDainian Tomlinson, 2005
- 19 Chuck Muncie, 1981

### Most, Game

- 5 Kellen Winslow, Nov. 22, 1981 at Oakland
- 4 (10x) Last: Austin Ekeler, Nov. 21, 2021 vs. Pit.
- 3 (46x) Last: A.Ekeler, Oct. 2, 2022 at Hou.

### Most Consecutive Games

- 18\* LaDainian Tomlinson, 2004-05
- 10 LaDainian Tomlinson, 2006
- 9 Antonio Gates, 2009-10
- Natrone Means, 1993-94
- Lance Alworth, 1963

## POINTS AFTER TOUCHDOWN

### Most Seasons Leading League

- 2 Nate Kaeding, 2006
- Rolf Benirschke, 1981, 1982
- 1 Herb Travenio, 1965

### Most, Career

- 349 Nate Kaeding, 2004-12
- 328 Rolf Benirschke, 1977-86
- 293 John Carney, 1990-2000

### Most, Season

- 58 Nate Kaeding, 2006
- 55 Rolf Benirschke, 1981
- 54 Nate Kaeding, 2004

### Most, Game

- 7 (6x) Last: N.Kaeding, Dec. 28, 2008 vs. Den.
- 6 (30x) Last: M.Badgley, Dec. 8, 2019 at. Jax.
- 5 (55x) Last: C.Dicker, Nov. 12, 2023 vs. Detroit

### Most Consecutive

- 250 Nate Kaeding, 2004-09
- 128 Nick Novak, 2011-14
- 87 Rolf Benirschke, 1983-86

### Most Attempts, Career

- 352 Rolf Benirschke, 1977-86
- 351 Nate Kaeding, 2004-12
- 298 John Carney, 1990-2000

### Most Attempts, Season

- 61 Rolf Benirschke, 1981
- 58 Nate Kaeding, 2006
- 55 Nate Kaeding, 2004
- Bob Thomas, 1985

### Most Attempts, Game

- 8 Rolf Benirschke, Nov. 22, 1981 at Oakland
- 7 (6x) Last: N.Kaeding, Dec. 28, 2008 vs. Den.
- 6 (38x) Last: M. Badgley, Dec. 8, 2019 at. Jax.

## TWO-POINT CONVERSIONS

### Most Seasons Leading League

- 1 Ladarius Green, 2015
- Mikhael Ricks, 1999
- Ronnie Harmon, 1994

### Most, Career

- 3 Joshua Palmer, 2021-24
- Ronnie Harmon, 1990-95
- 2 Keenan Allen, 2013-23, '25
- Jared Cook, 2021
- Austin Ekeler, 2017-23
- Mike Williams, 2017-23
- Antonio Gates, 2003-18
- Melvin Gordon, 2015-19
- Ladarius Green, 2012-15
- Legedu Naanee, 2007-10
- Dave Kocourek, 1960-65

### Most, Season

- 3 Ronnie Harmon, 1994
- 2 Joshua Palmer, 2024
- Jared Cook, 2021
- Austin Ekeler, 2021
- Melvin Gordon, 2018
- Antonio Gates, 2018
- 1 (37x) Last: Ladd McConkey, 2024

### Most, Game

- 2\* Ladarius Green, Oct. 25, 2015 vs. Oakland
- 1 (46x) Last: Ladd McConkey, Jan. 5, 2025 at L.V.

## FIELD GOALS

### Most Seasons Leading League

- 1 Nate Kaeding, 2009
- John Carney, 1994

### Most, Career

- 261 John Carney, 1990-2000
- 180 Nate Kaeding, 2004-12
- 146 Rolf Benirschke, 1977-86

### Most, Season

- 39 Cameron Dicker, 2024
- 34 Nick Novak, 2013
- John Carney, 1994
- 32 Nate Kaeding, 2009

### Most, Game

- 6 (3x) Last: G.Davis, Oct. 5, 1997 at Oakland
- 5 (13x) Last: C.Dicker, Oct. 21, 2024 at Arizona
- 4 (41x) Last: C.Dicker, Jan. 5, 2025 at Las Vegas

### Most, Game, No Misses

- 6 (3x) Last: G.Davis, Oct. 5, 1997 at Oakland
- 5 (12x) Last: C.Dicker, Oct. 21, 2024 at Arizona
- 4 (29x) Last: C.Dicker, Dec. 28, 2024 at N.E.

### Highest Percentage, Career (min. 100 att.)

- 87.0 Nate Kaeding, 2004-12 (180-of-207)
- 84.6 Nick Novak, 2011-14, '17 (110-of-130)
- 81.6 John Carney, 1990-2000 (261-of-320)

### Highest Percentage, Season (min. 15 att.)

- 95.0 Cameron Dicker, 2022 (19-of-20)
- 93.9 Cameron Dicker, 2023 (31-of-33)
- 93.8 Michael Badgley, 2018 (15-of-16)

### Most Consecutive

- 32 Nick Novak, 2013-14
- 29 John Carney, 1992-93
- 22 Nate Kaeding, 2009-10

### Most Attempts, Career

- 320 John Carney, 1990-2000
- 208 Rolf Benirschke, 1977-86
- 207 Nate Kaeding, 2004-12

### Most Attempts, Season

- 42 Cameron Dicker, 2024
- 40 John Carney, 1993
- 39 Michael Badgley, 2020

### Most Attempts, Game

- 7 Dick Van Raaphorst, Oct. 8, 1966 at N.Y. Jets
- 6 (6x) Last: Steve Christie, Dec. 1, 2002 vs. Den.
- 5 (28x) Last: C.Dicker, Jan. 5, 2025 at Las Vegas

### Longest

- 59 Cameron Dicker, Oct. 21, 2024 at Arizona
- Michael Badgley, Dec. 9, 2018 vs. Cincinnati
- 57 Cameron Dicker, Dec. 19, 2024 vs. Denver
- Nate Kaeding, Dec. 21, 2008 at Tampa Bay
- 55 Cameron Dicker, Nov. 6, 2023 at N.Y. Jets
- Cameron Dicker, Oct. 22, 2023 at Kansas City
- Nate Kaeding, Nov. 29, 2009 vs. Kansas City

## RUSHING YARDS

### Most Seasons Leading League

- 2 LaDainian Tomlinson, 2006, 2007
- 1 Dick Post, 1968  
Paul Lowe, 1965

### Most, Career

- 12,490 LaDainian Tomlinson, 2001-09
- 4,972 Paul Lowe, 1960-68
- 4,355 Austin Ekeler, 2017-23

### Most, Season

- 1,815 LaDainian Tomlinson, 2006
- 1,683 LaDainian Tomlinson, 2002
- 1,645 LaDainian Tomlinson, 2003

### Most, Game

- 243 LaDainian Tomlinson, Dec. 28, 2003 vs. Oak.
- 220 LaDainian Tomlinson, Dec. 1, 2002 vs. Denver
- 217 LaDainian Tomlinson, Sept. 29, 2002 vs. N.E.  
Gary Anderson, Dec. 18, 1988 vs. Kansas City

### Most Games 100 Yards or More, Career

- 46 LaDainian Tomlinson, 2001-09
- 15 Natrone Means, 1993-99  
Paul Lowe, 1960-68
- 12 Ryan Mathews, 2010-14

### Most Games 100 Yards or More, Season

- 10 LaDainian Tomlinson, 2006
- 7 LaDainian Tomlinson, 2002  
Don Woods, 1974
- 6 Ryan Mathews, 2013  
LaDainian Tomlinson, 2007  
LaDainian Tomlinson, 2004  
LaDainian Tomlinson, 2003  
Natrone Means, 1994

### Most Consecutive Games, 100 Yards or More

- 9 LaDainian Tomlinson, 2006
- 5 Natrone Means, 1994
- 4 LaDainian Tomlinson, 2007

### Most Games 200 Yards or More, Career

- 4 LaDainian Tomlinson, 2001-09
- 1 Gary Anderson, 1985-88

### Longest Run

- 87t Melvin Gordon, Oct. 29, 2017 at New England  
Paul Lowe, Sept. 10, 1961 at Dallas Texans
- 86t Keith Lincoln, Sept. 30, 1962 at Oakland
- 85t LaDainian Tomlinson, Dec. 17, 2006 vs. K.C.

## RUSHING TOUCHDOWNS

### Most Seasons Leading League

- 3 LaDainian Tomlinson, 2004, 2006, 2007
- 1 Chuck Muncie, 1981  
Paul Lowe, 1961, 1965

### Most, Career

- 138 LaDainian Tomlinson, 2001-09
- 43 Chuck Muncie, 1980-84
- 39 Austin Ekeler, 2017-23

### Most, Season

- 28\* LaDainian Tomlinson, 2006
- 19 Chuck Muncie, 1981
- 18 LaDainian Tomlinson, 2005

### Most, Game

- 4 LaDainian Tomlinson, Oct. 14, 2007 vs. Oak.  
LaDainian Tomlinson, Nov. 12, 2006 at Cin.  
LaDainian Tomlinson, Oct. 15, 2006 at S.F.  
Chuck Muncie, Nov. 29, 1981 vs. Denver  
Clarence Williams, Sept. 16, 1979 vs. Buffalo
- 3 (22x), Last: M.Gordon, Oct. 15, 2018 at Cle.
- 2 (127x), Last: G.Edwards, Dec. 19, 2024 vs. Den.

### Most Consecutive Games

- 18\* LaDainian Tomlinson, 2004-05
- 9 Natrone Means, 1993-94
- 8 LaDainian Tomlinson, 2006

## RUSHING AVERAGE

### Most Seasons Leading League (min. 100 att.)

- 2 Paul Lowe, 1960, 1965
- 1 Dickie Post, 1968  
Brad Hubbard, 1967  
Keith Lincoln, 1963

### Highest, Career (minimum 500 att.)

- 4.90 Paul Lowe, 1960-68
- 4.71 Keith Lincoln, 1961-66, '68
- 4.43 Dickie Post, 1967-70

### Highest, Season (minimum 100 att.)

- 6.45 Keith Lincoln, 1963
- 6.29 Paul Lowe, 1960
- 5.71 Paul Lowe, 1963

### Highest, Game (minimum 10 att.)

- 14.7 Michael Turner, Oct. 7, 2007 at Denver
- 13.8 Keith Lincoln, Sept. 30, 1962 at Oakland
- 13.5 J.K. Dobbins, Sept. 8, 2024 vs. Las Vegas

## RUSHING ATTEMPTS

### Most, Career

- 2,880 LaDainian Tomlinson, 2001-09
- 1,059 Melvin Gordon, 2015-19
- 1,031 Marion Butts, 1989-93

### Most, Season

- 372 LaDainian Tomlinson, 2002
- 348 LaDainian Tomlinson, 2006
- 343 Natrone Means, 1994

### Most, Game

- 39 LaDainian Tomlinson, Oct. 20, 2002 at Oak.  
Marion Butts, Dec. 17, 1989 at Kansas City
- 37 (3x) Last: L.Tomlinson, Nov. 21, 2004 at Oak.
- 36 LaDainian Tomlinson, Sept. 9, 2001 vs. Was.  
Gary Brown, Oct. 5, 1997 at Oakland

## PASSING ATTEMPTS

### Most Seasons Leading League

- 2 Dan Fouts, 1980, 1981  
John Hadl, 1968, 1971
- 1 Philip Rivers, 2015

### Most, Career

- 7,591 Philip Rivers, 2004-19
- 5,604 Dan Fouts, 1973-87
- 3,640 John Hadl, 1962-72

### Most, Season

- 699 Justin Herbert, 2022
- 672 Justin Herbert, 2021
- 661 Philip Rivers, 2015

### Most, Game

- 65 Philip Rivers, Oct. 18, 2015 at Green Bay
- 64 Justin Herbert, Jan. 9, 2022 at Las Vegas (OT)
- 58 Philip Rivers, Oct. 25, 2015 vs. Oakland  
Mark Herrmann, Dec. 22, 1985 at K.C.

## PASS COMPLETIONS

### Most Seasons Leading League

- 2 Dan Fouts, 1980, 1981  
John Hadl, 1968, 1971
- 1 Philip Rivers, 2015

### Most, Career

- 4,908 Philip Rivers, 2004-19
- 3,297 Dan Fouts, 1973-87
- 1,989 Justin Herbert, 2020-25

### Most, Season

- 477 Justin Herbert, 2022
- 443 Justin Herbert, 2021
- 437 Philip Rivers, 2015

### Most, Game

- 43 Philip Rivers, Oct. 18, 2015 at Green Bay
- 40 Justin Herbert, Sept. 24, 2023 at Minnesota
- 39 Justin Herbert, Dec. 11, 2022 vs. Miami

### Most Consecutive

- 25\* Philip Rivers, Nov. 25, 2018 vs. Arizona
- 22 Philip Rivers, Sept. 13, 2015 vs. Detroit –  
Sept. 20, 2015 at Cincinnati
- 20 Philip Rivers, Sept. 13, 2015 vs. Detroit

## COMPLETION PERCENTAGE

### Most Seasons Leading League (min. 140 att.)

- 1 Philip Rivers, 2013  
Mark Herrmann, 1985  
Dan Fouts, 1979  
Tobin Rote, 1963

### Highest, Career (minimum 500 att.)

- 66.6 Justin Herbert, 2020-25
- 64.7 Philip Rivers, 2004-19
- 62.2 Drew Brees, 2001-05

### Highest, Season (minimum 140 att.)

- 69.5 Philip Rivers, 2013
- 68.2 Justin Herbert, 2022
- 68.3 Philip Rivers, 2018

### Highest, Game (minimum 20 att.)

- 96.6 Philip Rivers, Nov. 25, 2018 vs. Ari. (28-of-29)
- 90.0 Philip Rivers, Nov. 1, 2012 vs. K.C. (18-of-20)
- 88.0 Drew Brees, Oct. 31, 2004 vs. Oak. (22-of-25)

## PASSING YARDS

### Most Seasons Leading League

- 4 Dan Fouts, 1979, 1980, 1981, 1982
- 3 John Hadl, 1965, 1968, 1971
- 1 Philip Rivers, 2010

### Most, Career

- 59,271 Philip Rivers, 2004-19
- 43,040 Dan Fouts, 1973-87
- 26,938 John Hadl, 1962-72

### Most, Season

- 5,014 Justin Herbert, 2021
- 4,802 Dan Fouts, 1981
- 4,792 Philip Rivers, 2015

### Most, Game

- 503 Philip Rivers, Oct. 18, 2015 at Green Bay
- 455 Philip Rivers, Sept. 26, 2010 at Seattle
- 444 Dan Fouts, Dec. 11, 1982 at San Francisco  
Dan Fouts, Oct. 19, 1980 vs. N.Y. Giants

### Most Games 300 Yards or More, Career

- 70 Philip Rivers, 2004-19
- 51 Dan Fouts, 1973-87
- 28 Justin Herbert, 2020-25

### Most Games 300 Yards or More, Season

- 9 Justin Herbert, 2021
- 8 Justin Herbert, 2020  
Philip Rivers, 2015, 2019  
Dan Fouts, 1980
- 7 Dan Fouts, 1981, 1985

### Most Consecutive Games, 300 Yards or More

- 5 Philip Rivers, 2015
- 4 Dan Fouts, 1979, 1980-81
- 3 Justin Herbert, 2020-21, 2021, 2022  
Philip Rivers, 2010-11, 2016, 2017  
Dan Fouts, 1980, 1985  
John Hadl, 1967

### Most Games 400 Yards or More, Career

- 11 Philip Rivers, 2004-19
- 6 Dan Fouts, 1973-87
- 1 Justin Herbert, 2020-25  
Jim Harbaugh, 1999-2000

### Longest Completion

- 99t\* Stan Humphries, Sept. 18, 1994 at Seattle
- 91t Jack Kemp, Nov. 12, 1961 at Denver
- 88t Ed Luther, Dec. 3, 1984 vs. Chicago

## TOUCHDOWN PASSES

### Most Seasons Leading League

- 2 Dan Fouts, 1981, 1982  
John Hadl, 1968, 1971
- 1 Philip Rivers, 2008

### Most, Career

- 397 Philip Rivers, 2004-19
- 254 Dan Fouts, 1973-87
- 201 John Hadl, 1962-72

### Most, Season

- 38 Justin Herbert, 2021
- 34 Philip Rivers, 2008
- 33 Philip Rivers, 2016  
Dan Fouts, 1981

### Most, Game

- 6 Dan Fouts, Nov. 22, 1981 at Oakland
- 5 (4x), Last: Drew Brees, Oct. 31, 2004 vs. Oak.
- 4 (32x), Last: J.Herbert, Nov. 12, 2023 vs. Det.

### Most Consecutive Games

- 28 Philip Rivers, 2012-14
- 27 Philip Rivers, 2017-18
- 26 Justin Herbert, 2020-23

## INTERCEPTIONS THROWN

### Most Seasons Leading League (Fewest INT, min. 300 att.)

- 1 Justin Herbert, 2024  
Drew Brees, 2004

### Most, Career

- 242 Dan Fouts, 1973-87
- 211 John Hadl, 1962-72
- 198 Philip Rivers, 2004-19

### Most, Season

- 32 John Hadl, 1968
- 26 John Hadl, 1972
- 25 John Hadl, 1971  
Jack Kemp, 1960

### Most, Game

- 6 Ed Luther, Oct. 31, 1983 vs. Washington  
John Hadl, Dec. 8, 1968 vs. Kansas City
- 5 (9x), Last: C.Wheilihan, Dec. 13, 1998 at Sea.
- 4 (33x), Last: P.Rivers, Nov. 18, 2019 vs. K.C.

### Fewest, Season (minimum 150 att.)

- 1 Easton Stick, 2023 (174 att.)
- 3 Justin Herbert, 2024 (504 att.)  
Ed Luther, 1984 (151 att.)
- 4 Doug Flutie, 2003 (167 att.)  
John Friesz, 1993 (238 att.)

### Most Consecutive Attempts, None Intercepted

- 357 Justin Herbert, Sept. 15, 2024-Dec. 15, 2024
- 233 Justin Herbert, Dec. 26, 2022-Oct. 1, 2023
- 194 Drew Brees, Oct. 17-Dec. 5, 2004

### Lowest Percentage, Season (minimum 150 att.)

- 0.6 Justin Herbert, 2024  
Easton Stick, 2023
- 1.4 Justin Herbert, 2022
- 1.5 Justin Herbert, 2023

## PASSER RATING

### Most Seasons Leading League (min. 300 att.)

- 1 Philip Rivers, 2008

### Highest, Career (minimum 500 att.)

- 97.3 Justin Herbert, 2020-25
- 95.1 Philip Rivers, 2004-19
- 84.9 Drew Brees, 2001-05

### Highest, Season (minimum 300 att.)

- 105.5 Philip Rivers, 2008, 2013, 2018
- 104.8 Drew Brees, 2004
- 104.4 Philip Rivers, 2009

### Highest, Game (minimum 20 att.)

- 157.1 Dan Fouts, Sept. 7, 1981 at Cleveland
- 154.4 Philip Rivers, Dec. 8, 2019 at Jacksonville
- 153.1 Drew Brees, Oct. 31, 2004 vs. Oakland

## RECEIVING YARDS

### Most Seasons Leading League

- 3 Lance Alworth, 1965, 1966, 1968
- 1 Wes Chandler, 1982  
John Jefferson, 1980

### Most, Career

- 11,841 Antonio Gates, 2003-18
- 10,659 Keenan Allen, 2013-23, '25
- 9,584 Lance Alworth, 1962-70

### Most, Season

- 1,602 Lance Alworth, 1965
- 1,393 Keenan Allen, 2017
- 1,383 Lance Alworth, 1966

### Most, Game

- 260 Wes Chandler, Dec. 20, 1982 vs. Cincinnati
- 243 Wes Chandler, Sept. 15, 1985 vs. Seattle
- 232 Lance Alworth, Oct. 20, 1963 at Kansas City

### Most Games 100 Yards or More, Career

- 41 Lance Alworth, 1962-70
- 38 Keenan Allen, 2013-23, 25
- 24 Kellen Winslow, 1979-87

### Most Games 100 Yards or More, Season

- 9 Lance Alworth, 1965
- 8 Lance Alworth, 1966
- 7 Keenan Allen, 2017  
John Jefferson, 1980

### Most Consecutive Games, 100 Yards or More

- 5 Lance Alworth, 1966
- 4 Keenan Allen, 2017  
Wes Chandler, 1982  
John Jefferson, 1979-80  
Charlie Joiner, 1976  
Lance Alworth, 1968  
Lance Alworth, 1965
- 3 Keenan Allen, 2023  
Kellen Winslow, 1982  
Kellen Winslow, 1980  
John Jefferson, 1980  
John Jefferson, 1979  
Gary Garrison, 1971  
Lance Alworth, 1967  
Lance Alworth, 1965  
Lance Alworth, 1964

### Most Games 200 Yards or More, Career

- 5\* Lance Alworth, 1962-70
- 2 Wes Chandler, 1981-87
- 1 Keenan Allen, 2013-23, '25  
Malcom Floyd, 2004-15

### Longest Reception

- 99t\* Tony Martin, Sept. 18, 1994 at Seattle
- 91t Keith Lincoln, Nov. 12, 1961 at Denver
- 88t Bobby Duckworth, Dec. 3, 1984 at Chicago

## RECEIVING AVERAGE

### Most Seasons Leading League (min. 35 rec.)

- 1 Mike Williams, 2019  
Malcom Floyd, 2011  
Wes Chandler, 1982  
Gary Garrison, 1970  
Lance Alworth, 1965

### Average per Catch, Career (minimum 250 rec.)

- 19.4 Lance Alworth, 1962-70
- 18.6 Gary Garrison, 1966-76
- 17.5 Vincent Jackson, 2005-11

### Average per Catch, Season (minimum 35 rec.)

- 23.2 Lance Alworth, 1965
- 22.9 Gary Garrison, 1970
- 21.2 Gary Garrison, 1968, 1971

### Highest, Game (minimum 5 rec.)

- 36.0 Lance Alworth, Nov. 2, 1963 at New York Jets
- 33.6 Lance Alworth, Nov. 15, 1964 at Kansas City
- 32.0 Lance Alworth, Dec. 19, 1965 vs. Oakland

## RECEPTIONS

### Most Seasons Leading League

- 3 Lance Alworth, 1966, 1968, 1969
- 2 Kellen Winslow, 1980, 1981

### Most, Career

- 955 Antonio Gates, 2003-18
- 916 Keenan Allen, 2013-23, '25
- 586 Charlie Joiner, 1976-86

### Most, Season

- 108 Keenan Allen, 2023
- 107 Austin Ekeler, 2022
- 106 Keenan Allen, 2021

### Most, Game

- 18 Keenan Allen, Sept. 24, 2023 at Minnesota
- 16 Keenan Allen, Nov. 22, 2020 vs. N.Y. Jets
- 15 Austin Ekeler, Oct. 6, 2019 vs. Denver  
Keenan Allen, Sept. 13, 2015 vs. Detroit  
Kellen Winslow, Oct. 7, 1984 at Green Bay

### Most Consecutive Games With a Catch

- 96 Lance Alworth, 1962-69
- 80 Antonio Gates, 2003-08
- 78 Charlie Joiner, 1978-84

## RECEIVING TOUCHDOWNS

### Most Seasons Leading League

- 3 Lance Alworth, 1964, 1965, 1966
- 2 John Jefferson, 1978, 1980
- 1 Tony Martin, 1996  
Wes Chandler, 1982

### Most, Career

- 116 Antonio Gates, 2003-18
- 81 Lance Alworth, 1962-70
- 61 Keenan Allen, 2013-23, '25

### Most, Season

- 14 Tony Martin, 1996  
Lance Alworth, 1965
- 13 Antonio Gates, 2004  
John Jefferson, 1978, 1980  
Lance Alworth, 1964, 1966
- 12 Antonio Gates, 2014  
Gary Garrison, 1970

### Most, Game

- 5\* Kellen Winslow, Nov. 22, 1981 at Oakland
- 4 Lance Alworth, Dec. 1, 1968 at Denver
- 3 (14x) Last: D.Woodhead, Dec. 20, 2015 vs. Mia.

### Most Consecutive Games

- 9 Antonio Gates, 2009-10  
Lance Alworth, 1963
- 7 Lance Alworth, 1967
- 6 John Jefferson, 1980  
Lance Alworth, 1964

## SCRIMMAGE YARDS

### Most Seasons Leading League

- 2 Lance Alworth, 1965, 1968
- 1 LaDainian Tomlinson, 2003

### Most, Career

- 16,445 LaDainian Tomlinson, 2001-09  
11,841 Antonio Gates, 2003-18  
10,772 Keenan Allen, 2013-23, '25

### Most, Season

- 2,370 LaDainian Tomlinson, 2003  
2,323 LaDainian Tomlinson, 2006  
2,172 LaDainian Tomlinson, 2002

### Most, Game

- 271 LaDainian Tomlinson, Dec. 1, 2002 vs. Den.  
261 Melvin Gordon, Nov. 6, 2016 vs. Tennessee  
260 LaDainian Tomlinson, Dec. 28, 2003 vs. Oak.  
Wes Chandler, Dec. 20, 1982 vs. Cincinnati

### Most Games 100 Yards or More, Career

- 79 LaDainian Tomlinson, 2001-09  
44 Lance Alworth, 1962-70  
39 Keenan Allen, 2013-23, '25

### Most Games 100 Yards or More, Season

- 14 LaDainian Tomlinson, 2006  
11 LaDainian Tomlinson, 2003  
10 Ryan Mathews, 2011  
LaDainian Tomlinson, 2004  
LaDainian Tomlinson, 2002

### Most Consecutive Games, 100 Yards or More

- 11 LaDainian Tomlinson, 2006  
6 Melvin Gordon, 2018  
Ryan Mathews, 2011  
LaDainian Tomlinson, 2007  
LaDainian Tomlinson, 2004  
5 Natrone Means, 1994  
Lydell Mitchell, 1978

### Most Games 200 Yards or More, Career

- 12 LaDainian Tomlinson, 2001-09  
5 Lance Alworth, 1962-70  
2 Lionel James, 1984-88  
Wes Chandler, 1981-87

## INTERCEPTIONS

### Most Seasons Leading League

- 1 Casey Hayward, 2016
- Eric Weddle, 2011
- Antonio Cromartie, 2007

### Most, Career

- 42 Gill Byrd, 1983-92  
29 Dick Harris, 1960-65  
26 Rodney Harrison, 1994-2002

### Most, Season

- 10 Antonio Cromartie, 2007  
9 Charlie McNeil, 1961  
8 (4x) Last: Ryan McNeil, 2001

### Most, Game

- 3 Antonio Cromartie, Nov. 11, 2007 vs. Ind.  
Dwayne Harper, Nov. 27, 1995 vs. Oakland  
Pete Shaw, Nov. 2, 1980 at Cincinnati  
Clarence Duren, Oct. 30, 1977 at Miami  
Chris Fletcher, Nov. 30, 1975 at Denver (OT)  
Joe Beauchamp, Sept. 24, 1972 vs. Denver  
Leslie "Speedy" Duncan, Sept. 25, 1966 at Oak.  
Bud Whitehead, Oct. 10, 1965 at Buffalo  
Dick Harris, Nov. 17, 1963 at Buffalo  
C.McNeil, Sept. 24, 1961 vs. Houston Oilers  
C.McNeil, Dec. 18, 1960 vs. Titans of N.Y.  
2 (87x) Last: Tarheeb Still, Dec. 1, 2024 at Atl.

### Most Consecutive Games

- 5 Charlie McNeil, 1961  
4 Greg Jackson, 1998  
Gill Byrd, 1989  
Mike Fuller, 1977  
Bryant Salter, 1972  
3 (18x) Last: Stephen Cooper, 2008

## INTERCEPTION RETURN YARDS

### Most Seasons Leading League

- 1 Vencie Glenn, 1987
- Charlie McNeil, 1961

### Most, Career

- 546 Gill Byrd, 1983-92  
502 Charlie McNeil, 1960-64  
477 Kenny Graham, 1964-69

### Most, Season

- 349 Charlie McNeil, 1961  
224 Stanley Richard, 1994  
166 Vencie Glenn, 1987

### Most, Game

- 177\* Charlie McNeil, Sept. 24, 1961 vs. Hou. Oilers  
106 Woodrow Lowe, Nov. 18, 1979 vs. Pittsburgh  
103 Vencie Glenn, Nov. 29, 1987 vs. Denver

### Longest Return

- 103t Vencie Glenn, Nov. 29, 1987 vs. Denver  
102t Donald Frank, Oct. 31, 1993 at L.A. Raiders  
100t Leslie "Speedy" Duncan, Oct. 15, 1967 vs. K.C.

## INTERCEPTION TOUCHDOWNS

### Most Seasons Leading League

- 1 Clinton Hart, 2005
- Jeffery Dale, 1985
- John Hendy, 1985
- Gill Byrd, 1984
- Woodrow Lowe, 1979
- Fred Dean, 1977
- Leroy Jones, 1977
- Kenny Graham, 1969
- Joe Beauchamp, 1968
- Earl Faison, 1964
- Henry Schmidt, 1964
- Claude Gibson, 1962
- Dick Harris, 1961

### Most, Career

- 5 Kenny Graham, 1964-69  
Dick Harris, 1960-65  
4 Woodrow Lowe, 1976-86  
3 Eric Weddle, 2007-15  
Joe Beauchamp, 1966-75

### Most, Season

- 3 Dick Harris, 1961  
2 (9x) Last: Demorrio Williams, 2012  
1 (78x) Last: Tarheeb Still, 2024

### Most, Game

- 1 (99x) Last: Tarheeb Still, Dec. 1, 2024 at Atl.

## SACKS

### Most Seasons Leading League

- 1 Shawne Merriman, 2006

### Most, Career

- 105.5 Leslie O'Neal, 1986-95  
72.0 Joey Bosa, 2016-24  
69.5 Shaun Phillips, 2004-12

### Most, Season

- 17.5 Gary Johnson, 1980  
17.0 Khalil Mack, 2023  
Shawne Merriman, 2006  
Leslie O'Neal, 1992  
Steve DeLong, 1969  
15.5 Fred Dean, 1978

### Most, Game (since 1982)

- 6.0 Khalil Mack, Oct. 1, 2023 vs. Las Vegas  
5.0 Leslie O'Neal, Nov. 16, 1986 vs. Dallas  
4.0 Antwan Barnes, Dec. 18, 2011 vs. Baltimore  
Shaun Phillips, Oct. 3, 2010 vs. Arizona  
Leslie O'Neal, Oct. 22, 1995 at Seattle  
Leslie O'Neal, Dec. 6, 1992 at Phoenix  
Leslie O'Neal, Dec. 22, 1991 vs. Denver

## PUNTS

### Most Seasons Leading League

- 1 Paul Maguire, 1962

### Most, Career

- 771 Darren Bennett, 1995-2003  
756 Mike Scifres, 2003-15  
519 Dennis Partee, 1968-75

### Most, Season

- 95 Darren Bennett, 1998  
92 Darren Bennett, 2000  
89 Darren Bennett, 1997, 1999

### Most, Game

- 11 (5x), Last: D.Bennett, Oct. 11, 1998 at Oak.  
10 (10x) Last: D.Kaser, Nov. 12, 2017 at Jax.  
9 (14x), Last: D.Kaser, Dec. 24, 2017 at N.Y. Jets

## PUNT YARDS

### Most Seasons Leading League

- 1 Paul Maguire, 1962

### Most, Career

- 34,152 Mike Scifres, 2003-15  
33,776 Darren Bennett, 1995-2003  
21,417 Dennis Partee, 1968-75

### Most, Season

- 4,248 Darren Bennett, 2000  
4,174 Darren Bennett, 1998  
3,972 Darren Bennett, 1997

### Most, Game

- 522 Darren Bennett, Oct. 11, 1998 at Oakland  
493 Mike Scifres, Nov. 18, 2012 at Denver  
492 Dennis Partee, Nov. 10, 1974 at Kansas City

### Longest Punt

- 83 JK Scott, Dec. 10, 2023 vs. Denver  
82 Paul Maguire, Nov. 19, 1961 vs. Dallas Texans  
73 Dennis Partee, Oct. 17, 1971 at Denver

## PUNTING AVERAGE

### Most Seasons Leading League (min. 50 punts)

- 1 Darren Bennett, 2000

### Highest, Career (minimum 100 punts)

- 47.4 Drew Kaser, 2016-18  
46.5 Ty Long, 2019-21  
45.7 JK Scott, 2022-25  
45.2 Mike Scifres, 2003-15

### Highest, Season (minimum 50 punts)

- 48.3 Mike Scifres, 2012  
48.1 Drew Kaser, 2017  
46.8 Ty Long, 2020

### Highest, Game (minimum 4 punts)

- 59.5 Mike Scifres, Oct. 17, 2010 at St. Louis  
Darren Bennett, Oct. 1, 1995 at Pittsburgh  
57.4 JK Scott, Dec. 10, 2023 vs. Denver  
57.3 JK Scott, Oct. 27 2024 vs. New Orleans

## PUNT RETURN YARDS

### Most Seasons Leading League

- 1 Leslie "Speedy" Duncan, 1965

### Most, Career

- 2,388 Mike Fuller, 1975-80  
1,651 Leslie "Speedy" Duncan, 1964-70  
1,407 Darrien Gordon, 1993-96

### Most, Season

- 537 Darrien Gordon, 1996  
489 Eric Metcalf, 1997  
475 Darrien Gordon, 1994

### Most, Game

- 168 Eric Metcalf, Nov. 2, 1997 at Cincinnati  
136 Mike Fuller, Nov. 21, 1976 at Buffalo  
133 Andre Coleman, Sept. 17, 1995 at Philadelphia

### Longest Return

- 95t Leslie "Speedy" Duncan, Nov. 24, 1968 vs. NYJ  
90t Darrien Gordon, Sept. 25, 1994 at L.A. Raiders  
88t Andre Coleman, Sept. 17, 1995 at Philadelphia  
Mike Fuller, Oct. 9, 1977 at New Orleans

## PUNT RETURN AVERAGE

### Most Seasons Leading League (min. 20 ret.)

- 1 Derius Davis, 2023
- Ron Smith, 1973
- Leslie "Speedy" Duncan, 1965

### Highest, Career (minimum 50 ret.)

- 13.7 Darrien Gordon, 1993-96
- 12.0 Leslie "Speedy" Duncan, 1964-70
- 11.3 Mike Fuller, 1975-80

### Highest, Season (minimum 20 ret.)

- 16.0 Derius Davis, 2023
- 15.5 Leslie "Speedy" Duncan, 1965
- 14.9 Darrien Gordon, 1996

## PUNT RETURN TOUCHDOWNS

### Most Seasons Leading League

- 2 Leslie "Speedy" Duncan, 1965, 1966
- 1 Derius Davis, 2023
- Desmond King, 2018
- Eric Metcalf, 1997
- Andre Coleman, 1995
- Darrien Gordon, 1994
- Nate Lewis, 1990
- Kitrick Taylor, 1990
- Ron Smith, 1973

### Most, Career

- 4 Leslie "Speedy" Duncan, 1964-70
- 3 Eric Metcalf, 1997
- Darrien Gordon, 1993-96
- 2 (5x) Last: Desmond King, 2017-19

### Most, Season

- 3 Eric Metcalf, 1997
- 2 (3x) Last: Darrien Gordon, 1994
- 1 (20x) Last: Derius Davis, 2023

### Most, Game

- 2\* Eric Metcalf, Nov. 2, 1997 at Cincinnati
- 1 (26x) Last: Derius Davis, Nov. 6, 2023 at NYJ

## PUNT RETURNS

### Most, Career

- 212 Mike Fuller, 1975-80
- 138 Leslie "Speedy" Duncan, 1964-70
- 124 Lionel James, 1984-88

### Most, Season

- 46 Mike Fuller, 1979
- 45 Eric Metcalf, 1997
- 39 Mike Fuller, 1978

### Most, Game

- 8 (4x) Last: Leon Johnson, Dec. 7, 2003 at Det.
- 7 (4x) Last: M.Fuller, Dec. 17, 1978 at Hou. Oilers
- 6 (9x) Last: J.Herndon, Dec. 20, 2015 vs. Mia.

### Most Fair Catches, Season

- 29 Derius Davis, 2023
- 25 Travis Benjamin, 2017
- 24 Kenny Graham, 1969

### Most Fair Catches, Game

- 6 Derius Davis, Dec. 10, 2023 vs. Denver
- Phil McConkey, Dec. 17, 1989 at Kansas City
- 5 Travis Benjamin, Oct. 22, 2017 vs. Denver
- Jeff Graham, Sept. 3, 2000 at Oakland
- Kenny Graham, Oct. 4, 1969 vs. Cincinnati

## KICKOFF RETURN YARDS

### Most Seasons Leading League

- 1 Ronney Jenkins, 2001
- Lionel James, 1984
- James Brooks, 1982

### Most, Career

- 6,469 Darren Sproles, 2005-10
- 3,997 Ronney Jenkins, 2000-02
- 3,914 Andre Coleman, 1994-96

### Most, Season

- 1,541 Ronney Jenkins, 2001
- 1,531 Ronney Jenkins, 2000
- 1,528 Darren Sproles, 2005

### Most, Game

- 250 Ronney Jenkins, Nov. 18, 2001 at Oakland
- 221 Ronney Jenkins, Sept. 10, 2000 vs. N.O.
- 215 Richard Goodman, Jan. 1, 2012 at Oakland

### Longest Return

- 105t Richard Goodman, Jan. 1, 2012 at Oakland
- 103t Darren Sproles, Sept. 14, 2008 at Denver
- Keith Lincoln, Sept. 16, 1962 vs. Titans of N.Y.
- 101t Andre Roberts, Jan. 2, 2022 vs. Denver

## KICKOFF RETURN AVERAGE

### Most Seasons Leading League (min. 10 ret.)

- 1 Jimmy Warren, 1964

### Highest, Career (minimum 75 ret.)

- 25.3 Leslie "Speedy" Duncan, 1964-70
- 25.1 Darren Sproles, 2005-10
- 24.2 Ronney Jenkins, 2000-02

### Highest, Season (minimum 10 ret.)

- 32.8 Andre Roberts, 2021
- 29.7 Antonio Cromartie, 2006
- 28.9 Nasir Adderley, 2020

## KICKOFF RETURN TOUCHDOWNS

### Most Seasons Leading League

- 2 Anthony Miller, 1988, 1989
- 1 Richard Goodman, 2011
- Ronney Jenkins, 2001
- Andre Coleman, 1995
- Nate Lewis, 1991
- Jamie Holland, 1988
- Keith Lincoln, 1962

### Most, Career

- 4 Andre Coleman, 1994-96
- 3 Ronney Jenkins, 2000-02
- 2 Darren Sproles, 2005-10
- Anthony Miller, 1988-93

### Most, Season

- 2 Ronney Jenkins, 2001
- Andre Coleman, 1995
- Andre Coleman, 1994
- 1 (14x) Last: Andre Roberts, 2021

### Most, Game

- 1 (20x) Last: A.Roberts, Jan. 2, 2022 vs. Den.

## KICKOFF RETURNS

### Most Seasons Leading League

- 1 Lionel James, 1984
- James Brooks, 1982

### Most, Career

- 258 Darren Sproles, 2005-10
- 166 Andre Coleman, 1994-96
- 165 Ronney Jenkins, 2000-02

### Most, Season

- 67 Ronney Jenkins, 2000
- 63 Darren Sproles, 2005
- 62 Andre Coleman, 1995

### Most, Game

- 8 (5x) Last: Darren Sproles, Oct. 26, 2008 at N.O. in London
- 7 (14x) Last: D.Davis, Dec. 15, 2024 vs. T.B.
- 6 (36x) Last: R.Goodman, Jan. 1, 2012 at Oak.

## COMBINED KICK & PUNT RETURN YARDS

### Most Seasons Leading League

- 1 James Brooks, 1982
- Leslie "Speedy" Duncan, 1965

### Most, Career

- 7,404 Darren Sproles, 2005-10
- 5,037 Leslie "Speedy" Duncan, 1964-70
- 4,240 Andre Coleman, 1994-96

### Most, Season

- 1,737 Andre Coleman, 1995
- 1,636 Darren Sproles, 2005
- 1,625 Darren Sproles, 2008

## COMBINED KICK & PUNT RETURNS

### Most Seasons Leading League

- 1 Leslie "Speedy" Duncan, 1965

### Most, Career

- 372 Darren Sproles, 2005-10
- 289 Mike Fuller, 1975-80
- 272 Leslie "Speedy" Duncan, 1964-70

### Most, Season

- 90 Andre Coleman, 1995
- 81 Darren Sproles, 2005
- 80 Darren Sproles, 2009

## SERVICE

### Most Seasons

- 17 David Binn, 1994-2010
- 16 Philip Rivers, 2004-19
- Antonio Gates, 2003-18
- 15 Dan Fouts, 1973-87
- Russ Washington, 1968-82
- 14 Don Macek, 1976-89
- Doug Wilkerson, 1971-84

### Most Games

- 256 David Binn, 1994-2010
- 236 Antonio Gates, 2003-18
- 228 Philip Rivers, 2004-19
- 200 Junior Seau, 1990-2002
- Russ Washington, 1968-82

### Most Consecutive Games

- 225 Philip Rivers, 2005-19
- 179 David Binn, 1994-10
- 178 Russ Washington, 1968-80

### Most Consecutive Starts

- 224 Philip Rivers, 2006-19
- 148 Russ Washington, 1970-80
- 140 Walt Sweeney, 1964-73

# TEAM RECORDS

\*NFL Record | †strike-shortened 1982 season

## GAMES WON

### Most, Season

- 14 2006
- 13 2009
- 12 1961, 1979, 2004, 2018

### Fewest, Season

- 1 2000
- 2 1973, 1975
- 4 1962, 1972, 1986, 1991, 1997, 2003, 2015

### Most Consecutive

- 15 Nov. 27, 1960-Dec. 3, 1961
- 11 (3x) Last: Oct. 25, 2009-Jan. 3, 2010
- 8 (7x) Last: Oct. 25, 2004-Dec. 13, 2004

### Most Consecutive at Home

- 10 Nov. 5, 1978-Nov. 25, 1979
- 9 (3x) Last: Sept. 17, 2006-Sept. 9, 2007
- 8 (4x) Last: Sept. 17, 2006-Dec. 31, 2006

### Most Consecutive on Road

- 11 Oct. 2, 1960-Nov. 12, 1961
- 6 (4x) Last: Oct. 14, 2018 -Dec. 30, 2018
- 5 (5x) Last: Oct. 14, 2018 -Dec. 13, 2018

### Most Consecutive at Start of Season

- 11 1961
- 6 1994
- 4 1966, 1980, 2002

## GAMES LOST

### Most, Season

- 15 2000
- 12 1975, 1986, 1991, 1997, 2003, 2015, 2023
- 11 1973, 1998, 2001, 2016, 2019

### Fewest, Season

- 2 1961, 1965, 2006
- 3 2009, 1963, 1982†
- 4 1960, 1979, 2004, 2018

### Most Consecutive

- 11 (2x) Last: Sept. 3, 2000-Nov. 19, 2000
- 9 (5x) Last: Dec. 4, 2016-Oct. 1, 2017
- 8 (9x) Last: Dec. 4, 2016-Sept. 24, 2017

### Most Consecutive at Home

- 7 Nov. 13, 2016-Oct. 1, 2017
- 6 (2x) Last: Nov. 13, 2016-Sept. 24, 2017
- 5 (11x) Last: Nov. 12, 2023-Jan. 7, 2024

### Most Consecutive on Road

- 11 Oct. 6, 1985-Oct. 26, 1986
- 8 (4x) Last: Sept. 3, 2000-Dec. 17, 2000
- 7 (7x) Last: Nov. 10, 2002-Oct. 5, 2003

### Most Consecutive on Road w/o Victory (Ties incl.)

- 14 Nov. 22, 1970-Nov. 19, 1972

## POINTS

### Most Seasons Leading League

- 6 1963, 1965, 1981, 1982, 1985, 2006

### Most, Season

- 492 2006
- 478 1981
- 474 2021

### Most, Game

- 58 Dec. 22, 1963 vs. Denver
- 55 Nov. 22, 1981 at Oakland
- Oct. 20, 1968 vs. Denver
- 54 Nov. 19, 2017 vs. Buffalo

### Most Game, Both Teams

- 98 Dec. 8, 1985 vs. Pittsburgh
- 93 Dec. 18, 1960 vs. Titans of New York
- 90 Nov. 12, 2006 at Cincinnati

### Most, Half

- 42 Nov. 12, 2006 at Cincinnati (2nd half)
- 41 Nov. 5, 1961 vs. Titans of N.Y. (2nd half)
- 37 Nov. 19, 2017 vs. Buffalo (1st half)

### Most, Quarter

- 28 Nov. 25, 2018 vs. Arizona (2nd quarter)
- Nov. 15, 1964 at K.C. (2nd quarter)
- Nov. 5, 1961 vs. Titans of N.Y. (3rd quarter)
- Sept. 24, 1961 vs. Houston Oilers (2nd quarter)

### Most, Quarter, Both Teams

- 41 Nov. 21, 2021 vs. Pittsburgh (4th quarter)
- Oct. 10, 2021 vs. Cleveland (4th quarter)
- 38 Dec. 26, 2021 at Houston (4th quarter)
- Sept. 14, 2008 at Denver (2nd quarter)
- Oct. 19, 1986 at Kansas City (2nd quarter)
- Oct. 6, 1963 at Denver (2nd quarter)
- Oct. 7, 1961 at Boston (2nd quarter)

### Fewest, Season

- 188 1973
- 189 1975
- 212 1974

### Fewest, Game

- 0 (29x) Last: Dec. 6, 2020 vs. New England

### Most Consecutive Games Not Shutout

- 240 Nov. 7, 1999-Nov. 2, 2014
- 114 Oct. 4, 1992-Oct. 24, 1999
- 105 Sept. 7, 1962-Oct. 26, 1969
- 98 Nov. 16, 2014-Nov. 29, 2020

## TOUCHDOWNS

### Most Seasons Leading League

- 6 1963, 1979, 1981, 1982, 1985, 2006

### Most, Season

- 61 1981
- 60 1985
- 59 2006

### Most, Game

- 8 Dec. 8, 1985 vs. Pittsburgh
- Nov. 22, 1981 at Oakland
- 7 (9x) Last: Oct. 10, 2021 vs. Cleveland
- 6 (37x) Last: Dec. 8, 2019 at Jacksonville

### Fewest, Season

- 22 1973, 1975
- 23 1998
- 25 1977, 1999

## POINTS AFTER TOUCHDOWN

### Most Seasons Leading League

- 5 1965, 1981, 1982, 1985, 2006

### Most, Season

- 58 2006
- 55 1981
- 54 2004

### Most, Game

- 7 (7x) Last: Dec. 28, 2008 vs. Denver
- 6 (30x) Last: Dec. 8, 2019 at Jacksonville
- 5 (54x) Last: Nov. 12, 2023 vs. Detroit

### Fewest, Season

- 19 1973, 1998
- 20 1975
- 21 1977

## TWO-POINT CONVERSIONS

### Most Seasons Leading League

- 4 2008, 2010, 2018, 2021

### Most, Season

- 7 2021
- 6 2018
- 3 1994, 2024

### Most, Game (since 1994)

- 2 Dec. 2, 2018 at Pittsburgh
- Sept. 9, 2018 vs. Kansas City
- Oct. 25, 2015 vs. Oakland
- 1 (42x) Last: Jan. 5, 2025 at Las Vegas

### Most Attempts, Season

- 11 2021
- 8 2018
- 7 1994

### Most Attempts, Game (since 1994)

- 3 Dec. 26, 2021 at Houston
- Sept. 9, 2018 vs. Kansas City
- Sept. 4, 1994 at Denver
- 2 (7x) Last: Dec. 19, 2024 vs. Denver
- 1 (53x) Last: Jan. 5, 2025 at Las Vegas

## FIELD GOALS

### Most Seasons Leading League

- 2 1994, 2009

### Most, Season

- 39 2024
- 34 1994, 2013
- 32 2009

### Most, Game

- 6 (3x) Last: Oct. 5, 1997 at Oakland
- 5 (13x) Last: Oct. 21, 2024 at Arizona
- 4 (41x) Last: Jan. 5, 2025 at Las Vegas

### Most Attempts, Season

- 43 2001
- 42 2024
- 40 1993

### Most Attempts, Game

- 7 Oct. 8, 1966 at N.Y. Jets
- 6 (6x) Last: Nov. 19, 2017 vs. Buffalo
- 5 (30x) Last: Jan. 5, 2025 at Las Vegas

### Most, Game, Both Teams

- 9 Sept. 29, 1996 vs. Kansas City
- 8 Nov. 3, 1996 at Indianapolis
- Nov. 9, 1975 vs. New England
- 7 (17x) Last: Oct. 17, 2022 vs. Denver (OT)

### Most Attempts, Game, Both Teams

- 10 (4x) Last: Dec. 12, 1999 vs. Seattle
- 9 (3x) Last: Dec. 1, 2002 vs. Denver
- 8 (24x) Last: Dec. 31, 2023 at Denver

### Fewest Made, Season

- 6 1974
- 10 1976
- 12 1964, 1970, 1973, 1975

### Fewest Attempts, Season

- 16 1974
- 19 1970
- 20 1962, 1976, 1988, 2003

## FIRST DOWNS

### Most Seasons Leading League (Total)

7 1965, 1969, 1980, 1981, 1982, 1983, 1985

### Most, Season

401 2021  
380 1985  
379 1981

### Most, Game

35 Oct. 19, 1986 at Kansas City  
34 Nov. 18, 1984 vs. Miami (OT)  
Dec. 20, 1982 vs. Cincinnati  
33 Nov. 21, 2021 vs. Pittsburgh  
Sept. 9, 2018 vs. Kansas City  
Sept. 15, 2013 at Philadelphia  
Oct. 31, 2004 vs. Oakland

### Most, Game, Both Teams

62 Sept. 15, 1985 vs. Seattle  
60 Sept. 10, 2023 vs. Miami  
58 Dec. 29, 2002 vs. Seattle (OT)  
Sept. 22, 1985 at Cincinnati  
Nov. 18, 1984 vs. Miami (OT)

### Fewest, Season

198 1973, 1975  
208 1961  
217 1962

### Fewest, Game

3 Nov. 30, 1975 at Denver (OT)  
5 Nov. 16, 2003 at Denver  
Oct. 5, 1970 vs. Oakland  
6 Dec. 24, 2000 vs. Pittsburgh  
Nov. 22, 1987 at Seattle

### Most Seasons Leading League (Rushing)

3 1963, 1965, 2006

### Most by Rushing, Season

137 2006  
131 2004  
127 1965, 1981

### Most by Rushing, Game

19 Nov. 27, 1960 vs. Oakland  
18 Oct. 3, 1965 vs. Houston Oilers  
17 (4x) Last: Sept. 10, 2023 vs. Miami

### Fewest by Rushing, Game

0 Dec. 5, 2010 vs. Oakland  
Nov. 14, 1999 at Oakland  
1 (19x) Last: Dec. 15, 2024 vs. Tampa Bay  
2 (54x) Last: Oct. 16, 2023 vs. Dallas

### Most Seasons Leading League (Passing)

7 1968, 1971, 1980, 1981, 1982, 1983, 1985

### Most by Passing, Season

259 1985  
256 2021  
244 1980

### Most by Passing, Game

27 Sept. 15, 1985 vs. Seattle  
26 Oct. 18, 2015 at Green Bay  
23 Dec. 20, 1982 vs. Cincinnati  
Oct. 19, 1980 vs. N.Y. Giants

### Fewest by Passing, Season

89 1975  
93 1973  
110 1961

### Fewest by Passing, Game

0 Sept. 20, 1998 at Kansas City  
1 Nov. 30, 1975 at Denver (OT)  
2 (3x) Last: Nov. 16, 2003 at Denver

### Most Seasons Leading League (Penalty)

2 1960, 1970

### Most by Penalty, Season

39 2013, 2019  
37 2004, 2014  
36 2016, 2020

### Most by Penalty, Game

7 Oct. 17, 2022 vs. Denver (OT)  
Nov. 13, 2016 vs. Tennessee  
Nov. 15, 1998 vs. Baltimore  
Nov. 30, 1997 vs. Denver  
6 (5x) Last: Nov. 30, 2014 at Baltimore  
5 (23x) Last: Nov. 21, 2021 vs. Pittsburgh

### Fewest by Penalty, Season

11 1975  
12 1964  
13 1968

## NET YARDS GAINED

### Most Seasons Leading League

8 1963, 1965, 1980, 1981, 1982, 1983, 1985, 2010

### Most, Season

6,744 1981  
6,634 2021  
6,535 1985

### Most, Game

661 Dec. 20, 1982 vs. Cincinnati  
593 Nov. 10, 1985 vs. L.A. Raiders  
581 Oct. 20, 1968 vs. Denver

### Most, Game, Both Teams

1,102 Dec. 20, 1982 vs. Cincinnati  
1,057 Oct. 20, 1968 vs. Denver  
1,050 Sept. 15, 2013 at Philadelphia

### Fewest, Season

3,411 1975  
3,622 1973  
3,953 1970

### Fewest, Game

70 Nov. 2, 1969 at Denver  
93 Oct. 5, 1975 vs. Oakland  
96 Nov. 16, 2003 at Denver

### Most Total Offensive Plays, Season

1,154 1984, 2022  
1,135 1980  
1,129 1981

### Fewest Total Offensive Plays, Season

617 1982<sup>†</sup>  
753 1963  
759 1964

## RUSHING

### Most Seasons Leading League (Attempts)

1 1965

### Most Attempts, Season

590 1978  
525 2004  
522 2006

### Most Attempts, Game

58 Nov. 20, 1977 vs. Oakland  
53 Dec. 16, 2007 vs. Detroit  
Sept. 10, 1978 vs. Oakland  
Dec. 3, 1972 vs. Oakland  
52 Nov. 27, 1960 vs. Oakland

### Fewest Attempts, Season

267 1982<sup>†</sup>  
351 2000  
361 1966

### Most Seasons Leading League (Yards)

2 1963, 1965

### Most Yards, Season

2,578 2006  
2,257 1990  
2,248 1991

### Most Yards, Game

289 Dec. 28, 2008 vs. Denver  
287 Oct. 13, 1963 vs. N.Y. Jets  
274 Dec. 16, 2007 vs. Detroit

### Fewest Yards, Game

2 Dec. 17, 1961 vs. Boston  
3 Nov. 19, 1961 vs. Dallas Texans  
11 Nov. 20, 1960 vs. Buffalo

### Most Seasons Leading League (Touchdowns)

4 1961, 1981, 1982, 2006

### Most Touchdowns, Season

32 2006  
26 1981  
25 1979

### Fewest Touchdowns, Season

4 2012, 2015  
5 1997  
6 2014

### Most Touchdowns, Game

5 (4x) Last: Dec. 28, 2008 vs. Denver  
4 (22x) Last: Dec. 25, 2009 at Tennessee  
3 (49x) Last: Sept. 10, 2023 vs. Miami

## RUSHING AVERAGE

### Most Seasons Leading League

6 1960, 1963, 1965, 1969, 1991, 2003

### Most, Season

5.6 1963  
5.1 2003  
4.9 2006

### Highest, Game

8.52 Dec. 24, 1967 vs. N.Y. Jets  
8.44 Dec. 22, 1963 vs. Denver  
8.26 Nov. 5, 2006 vs. Cleveland

## PASSING

### Most Seasons Leading League (Attempts)

3 1968, 1984, 1985

### Most Attempts, Season

711 2022

674 2021

667 2015

### Most Attempts, Game

65 Oct. 18, 2015 at Green Bay

Oct. 19, 1986 at Kansas City

64 Jan. 9, 2022 at Las Vegas (OT)

58 Oct. 25, 2015 vs. Oakland

Dec. 22, 1985 at Kansas City

### Fewest Attempts, Season

337 1975

338 1982<sup>†</sup>

349 1974

### Fewest Attempts, Game

6 Dec. 19, 2004 at Cleveland

10 Dec. 18, 1988 vs. Kansas City

11 (2x) Last: Oct. 28, 2007 vs. Houston

### Most Seasons Leading League (Completions)

3 1983, 1984, 1985

### Most Completions, Season

485 2022

443 2021

442 2015

### Most Completions, Game

43 Oct. 18, 2015 at Green Bay

41 Sept. 24, 2023 at Minnesota

39 Dec. 11, 2022 vs. Miami

### Fewest Completions, Game

1 at Kansas City Sept. 20, 1998

3 vs. Oakland Oct. 5, 1975

4 at Cleveland Dec. 19, 2004

vs. Kansas City Nov. 2, 1986

### Most Seasons Leading League (Net Yards)

11 1965, 1968, 1971, 1978, 1979, 1980, 1981, 1982,  
1983, 1985, 2017

### Most Net Yards Gained, Season

4,870 1985

4,800 2021

4,739 1981

### Most Net Yards Gained, Game

494 Sept. 15, 1985 vs. Seattle

488 Oct. 18, 2015 at Green Bay

486 Dec. 20, 1982 vs. Cincinnati

### Fewest Net Yards Gained, Season

1,610 1975

1,808 1973

2,244 1977

### Fewest Net Yards Gained, Game

-22 Oct. 5, 1975 vs. Oakland

-19 Sept. 20, 1998 at Kansas City

7 Sept. 16, 1973 at Washington

## Most Seasons Leading League (Touchdowns)

5 1971, 1981, 1982, 1985, 2008

### Most Touchdowns, Season

38 2021

37 1985

34 1981, 2008

### Fewest Touchdowns, Season

7 1975

9 1973

11 1977, 1988, 1998

### Most Touchdowns, Game

7\* Nov. 22, 1981 at Oakland

5 (9x) Last: Oct. 31, 2004 vs. Oakland

4 (35x) Last: Nov. 12, 2023 vs. Detroit

### Most Seasons Leading League (Fewest INTs)

3 1966, 2004, 2024

### Most Had Intercepted, Season

34 1962, 1998

33 1968, 1983, 1986

30 1964, 1973, 1978, 1985, 2000

### Most Had Intercepted, Game

7 Dec. 13, 1998 at Seattle

Dec. 8, 1968 vs. Kansas City

6 (6x) Last: Oct. 24, 1999 vs. Green Bay

5 (14x) Last: Dec. 27, 1987 at Denver

### Fewest Had Intercepted, Season

3 2024

8 2004, 2023

9 2006

## SACKED ATTEMPTING TO PASS

### Most Seasons Leading League (Least Sacked)

5 1963, 1964, 1967, 1968, 2017

### Most Times, Season

57 1970

53 2000

51 1997

### Fewest Times, Season

11 1967

12 1982<sup>†</sup>

18 1968, 2017

### Most Times Sacked Opponent, Season

62 1986

61 2006

60 1980

### Most Times Sacked Opponent, Game

11 Dec. 23, 2012 at N.Y. Jets

Nov. 16, 1986 vs. Dallas

10 Sept. 24, 1978 vs. Green Bay

9 (5x) Last: Dec. 24, 2016 at Cleveland

## INTERCEPTIONS

### Most Seasons Leading League (Interceptions)

3 1961, 2007, 2016

### Most, Season

49\* 1961

31 1969

30 1964, 2007

### Most, Game

6 (6x) Last: Nov. 11, 2007 vs. Indianapolis

5 (9x) Last: Nov. 19, 2017 vs. Buffalo

4 (31x) Last: Dec. 1, 2024 at Atlanta

### Most, Game, Both Teams

10 Dec. 13, 1998 at Seattle

9 Sept. 21, 1980 at Denver

Nov. 1, 1964 at Oakland

8 (11x) Last: Nov. 11, 2007 vs. Indianapolis

### Fewest, Season

7 2014

9 1970, 2023

10 2005

### Most Consecutive Games

46\* 1960-63

### Most Seasons Leading League (Return Yards)

2 1961, 1964

### Most Yards Returned, Season

929\* 1961

562 1979

499 1984

### Most Yards Returned, Game

194 Sept. 24, 1961 vs. Houston Oilers

174 Oct. 29, 1961 vs. Denver

171 Nov. 18, 1979 vs. Pittsburgh

### Fewest Yards Returned, Season

31 2023

65 2014

90 1970

### Most Seasons Leading League (Return TDs)

1 1961

### Most Touchdowns by Returns, Season

9\* 1961

5 2012

4 1984, 2000

### Most Touchdowns by Returns, Game

2 Nov. 28, 2010 at Indianapolis

Oct. 29, 1961 vs. Denver

1 (94x) Last: Dec. 1, 2024 at Atlanta

## PUNTS

### Most, Season

95 1998  
92 2000  
90 1997

### Most, Game

11 (5x) Last: Oct. 11, 1998 at Oakland  
10 (11x) Last: Nov. 12, 2017 at Jacksonville  
9 (12x) Last: Dec. 24, 2017 at N.Y. Jets

### Fewest, Season

23 1982<sup>†</sup>  
45 1972  
47 2011

### Fewest, Game

0 (8x) Last: Sept. 19, 2021 vs. Dallas  
1 (39x) Last: Jan. 5, 2025 at Las Vegas  
2 (87x) Last: Sept. 5, 2025 vs. K.C. in São Paulo

### Fewest, Game, Both Teams

1 (3x) Last: Sept. 19, 2021 vs. Dallas  
2 (9x) Last: Dec. 16, 2021 vs. Kansas City  
3 (19x) Last: Dec. 15, 2024 vs. Tampa Bay

## PUNT YARDS

### Most Seasons Leading League (Yards)

1 1962

### Most, Season

4,248 2000  
4,174 1998  
3,972 1997

### Most, Game

522 Oct. 11, 1998 at Oakland  
493 Nov. 18, 2012 at Denver  
492 Nov. 10, 1974 at Kansas City

### Fewest, Season

868 1982<sup>†</sup>  
1,813 1972  
2,123 2021

### Most Seasons Leading League (Average)

4 1960, 1969, 1987, 2000

### Highest Average, Season

52.8 2025  
48.1 2017  
47.5 2011  
47.0 2019

### Lowest Average, Season

36.3 1978  
36.5 1979  
36.8 1975

## PUNT RETURNS

### Most Seasons Leading League (Returns)

1 1965

### Most, Season

57 1978  
52 1979  
49 2003

### Most, Game

8 (4x) Last: Dec. 7, 2003 at Detroit  
7 (7x) Last: Dec. 7, 1978 at Houston  
6 (13x) Last: Dec. 20, 2015 vs. Miami

### Fewest, Season

12 1982<sup>†</sup>  
18 2021  
20 2015

### Most Seasons Leading League (Fair Catches)

4 1968, 1969, 1991, 2024

### Most Fair Catches, Season

32 1969  
31 2024  
29 2023

### Most Fair Catches, Game

6 (3x) Last: Dec. 10, 2023 vs. Denver  
5 (3x) Last: Sept. 3, 2000 at Oakland  
4 (15x) Last: Oct. 27, 2024 vs. New Orleans

### Fewest Fair Catches, Season

0 1960, 1961, 1962, 1963, 1964, 1965, 1975  
1 1976  
3 1977

## PUNT RETURN YARDS

### Most Seasons Leading League (Return Yards)

1 1965

### Most, Season

590 1978  
559 1996  
542 1998

### Most, Game

168 Nov. 2, 1997 at Cincinnati  
151 Sept. 20, 1965 vs. Kansas City  
139 Nov. 5, 1961 vs. Titans of N.Y.

### Fewest, Season

84 2015  
100 2020  
107 2021

### Most Seasons Leading League (Average)

3 1965, 1966, 1973

### Highest Average, Season

16.0 2023  
15.5 1961  
14.7 1996

### Lowest Average, Season

4.2 2015  
5.4 2019  
5.6 1970, 2020

## PUNT RETURN TOUCHDOWNS

### Most Seasons Leading League

8 1965, 1973, 1990, 1994, 1995, 1997, 2018, 2023

### Most, Season

3 1997  
2 1965, 1973, 1990, 1994  
1 (17x) Last: 2023

### Most, Game

2<sup>†</sup> Nov. 2, 1997 at Cincinnati  
1 (26x) Last: Nov. 6, 2023 at N.Y. Jets

## KICKOFF RETURNS

### Most Seasons Leading League

2 1982, 2003

### Most, Season

84 2003  
83 2000  
75 1997

### Most, Game

9 (7x) Last: Nov. 3, 2002 vs. N.Y. Jets  
8 (15x) Last: Oct. 26, 2008 at N.O. in London  
7 (52x) Last: Dec. 15, 2024 vs. Tampa Bay

### Most, Game, Both Teams

17 Dec. 8, 1985 vs. Pittsburgh  
16 Dec. 18, 1960 vs. Titans of New York  
15 (3x) Last: Oct. 2, 1983 at N.Y. Giants

## KICKOFF RETURN YARDS

### Most Seasons Leading League (Return Yards)

1 1962

### Most, Season

1,804 2003  
1,792 2000  
1,716 2001

### Most, Game

269 Nov. 18, 2001 at Oakland  
242 Oct. 21, 1973 vs. Atlanta  
232 Dec. 13, 1964 vs. Kansas City

### Fewest, Season

390 2023  
474 2017  
508 2016

### Most Seasons Leading League (Average)

3 1988, 1990, 2001

### Highest Average, Season

27.6 2024  
26.0 2001  
25.6 2011

### Lowest Average, Season

16.5 1961  
17.5 1986  
18.0 1992

## KICKOFF RETURN TOUCHDOWNS

### Most Seasons Leading League

6 1988, 1989, 1991, 1995, 2001, 2011

### Most, Season

2 1988, 1994, 1995, 2001  
1 1962, 1985, 1989, 1991, 1997, 2000, 2004, 2007, 2008, 2011, 2012, 2021

### Most, Game

1 (20x) Last: Jan. 2, 2022 vs. Denver

## PENALTIES

### Most, Season

137 1998  
129 1997  
128 1981

### Most, Game

19 Nov. 16, 1997 at Kansas City  
16 Nov. 15, 1998 vs. Baltimore  
15 Nov. 3, 1997 at Indianapolis

### Fewest, Season

63 1969  
64 1982<sup>†</sup>  
68 1966

### Fewest, Game

0 (5x) Last: Oct. 9, 2011 at Denver  
1 (31x) Last: Jan. 7, 2024 vs. Kansas City  
2 (42x) Last: Dec. 19, 2024 vs. Denver

### Most Seasons Leading League (Fewest Penalty Yds)

1 1976

### Most Yards, Season

1,229 1998  
1,101 1997  
1,039 1988

### Most Yards, Game

148 Oct. 13, 1963 vs. N.Y. Jets  
146 Nov. 15, 1998 vs. Baltimore  
Nov. 16, 1997 at Kansas City  
138 Nov. 16, 1981 at Seattle

## FUMBLES

### Most Seasons Leading League (Fewest Fumbles)

4 1963, 1966, 1993, 2021

### Most, Season

44 1985  
42 1983  
40 1972, 1973, 1980

### Most, Game

9 Sept. 24, 1978 vs. Green Bay  
7 Sept. 30, 1973 vs. Cincinnati  
6 (5x) Last: Dec. 13, 1987 vs. Pittsburgh

### Most by Opponent, Game

9 Nov. 15, 1964 at Kansas City  
7 (3x) Last: Sept. 9, 2001 vs. Washington  
6 (6x) Last: Dec. 9, 1995 vs. Arizona

### Most, Game, Both Teams

11 (3x) Last: Oct. 13, 1985 vs. Kansas City  
10 (5x) Last: Nov. 25, 1990 vs. Seattle  
9 (7x) Last: Sept. 9, 2001 vs. Washington

### Fewest, Season

10 2021  
13 1993  
14 2009, 2013

### Most Seasons Leading League (Fewest Lost Fum.)

5 1963, 1966, 1970, 1979, 1993

### Most Lost, Season

22 1980, 1981, 1983  
21 1973, 1978  
20 1972, 1987, 2000

### Most Lost, Game

6 Sept. 24, 1978 vs. Green Bay  
4 (11x) Last: Dec. 14, 2023 at Las Vegas  
3 (41x) Last: Nov. 26, 2023 vs. Baltimore

### Most Own Recovered, Season

25 1985  
21 1979  
20 1972, 1973, 1975, 1983

### Most Own Recovered, Game

5 (5x) Last: Dec. 26, 1999 vs. Oakland  
4 (7x) Last: Sept. 14, 2014 vs. Seattle  
3 (43x) Last: Nov. 6, 2023 at N.Y. Jets

### Fewest Own Recovered, Season

3 2021  
4 1963, 2013  
7 1989, 2009

### Most Opponents Recovered, Season

22 1986  
18 1973, 1979, 1980, 1981, 2007  
17 1960, 1961, 1963, 1983, 1984

### Fewest Opponents Recovered, Season

3 2019  
4 2011  
5 1963

## POINTS ALLOWED

### Most Seasons Leading League (Fewest Points)

3 1961, 1963, 2024

### Most, Season

462 1983  
459 2021  
441 2003

### Most, Game

63 Dec. 14, 2023 at Las Vegas  
57 Oct. 1, 2000 at St. Louis  
52 Nov. 25, 1984 at Pittsburgh

### Most, Quarter

31 Dec. 8, 1963 at Oakland (4th quarter)  
30 Nov. 20, 1983 at St. Louis Cardinals (2nd quarter)  
28 (5x) Last: Nov. 28, 1999 at Min. (2nd quarter)

### Fewest, Season

205 1977  
219 1961  
221 1982<sup>†</sup>

### Fewest, Game

0 (19x) Last: Dec. 3, 2023 at New England  
3 (18x) Last: Sept. 15, 2024 at Carolina  
6 (20x) Last: Nov. 6, 2023 at N.Y. Jets

## FIRST DOWNS ALLOWED

### Most Seasons Leading League (Fewest Total)

1 2010

### Most, Season

383 2021  
365 1981  
364 1985

### Most, Game

34 Sept. 14, 2008 at Denver  
Dec. 29, 2002 vs. Seattle  
Nov. 19, 2000 at Denver

33 Sept. 26, 2021 at Kansas City  
Sept. 23, 2018 at L.A. Rams  
Nov. 23, 2003 vs. Cincinnati

32 Oct. 4, 2009 at Pittsburgh

### Fewest, Season

190 1965  
196 1982<sup>†</sup>  
224 1962

### Fewest, Game

5 Dec. 12, 2010 vs. Kansas City  
Sept. 19, 1976 at Tampa Bay  
6 Oct. 11, 1998 at Oakland  
Oct. 22, 1961 at Oakland  
7 (6x) Last: Sept. 15, 2024 at Carolina

### Most by Rushing, Season

154 1975  
144 2021  
143 1971

### Most by Rushing, Game

19 (3x) Last: Nov. 22, 1987 at Seattle  
17 Sept. 23, 1962 vs. Houston  
16 Oct. 16, 1977 vs. New England  
Dec. 18, 1966 vs. Kansas City

### Fewest by Rushing, Season

54 1965  
65 1982<sup>†</sup>  
71 1969

### Fewest by Rushing, Game

0 (5x) Last: Nov. 28, 2010 at Indianapolis  
1 (25x) Last: Sept. 8, 2024 vs. Las Vegas  
2 (47x) Last: Nov. 6, 2023 at N.Y. Jets

### Most Seasons Leading League (Fewest Passing)

1 2014

### Most by Passing, Season

218 1985  
216 1981  
213 2008

### Most by Passing, Game

24 Nov. 19, 2000 at Denver  
23 Sept. 10, 2023 vs. Miami  
Sept. 18, 2011 at New England  
22 (4x) Last: Nov. 15, 2009 vs. Philadelphia

### Fewest by Passing, Season

105 1977  
114 1971  
116 1965

### Fewest by Passing, Game

1 (3x) Last: Dec. 28, 2003 vs. Oakland  
2 (6x) Last: Dec. 19, 2004 at Cleveland  
3 (13x) Last: Sept. 15, 2024 at Carolina

### Most Seasons Leading League (Fewest Penalty)

1 1992

### Most by Penalty, Season

41 2000, 2004, 2014  
40 2021  
35 1981, 1997, 1998

### Most by Penalty, Game

7 Sept. 24, 2023 at Minnesota  
Nov. 5, 2006 vs. Cleveland  
6 (9x) Last: Sept. 24, 2017 vs. Kansas City  
5 (23x) Last: Jan. 9, 2022 at Las Vegas (OT)

### Fewest by Penalty, Season

12 1982<sup>†</sup>  
13 1969, 1992  
14 1976

## NET YARDS ALLOWED

### Most Seasons Leading League (Fewest Net Yards)

4 1961, 1965, 1998, 2010

### Most, Season

6,265 1985  
6,170 2023  
6,136 1981

### Most, Game

614 Oct. 1, 2000 at St. Louis  
591 Dec. 29, 2002 vs. Seattle  
553 Sept. 22, 1996 at Oakland

### Fewest, Season

3,253 1982<sup>†</sup>  
3,268 1965  
3,652 1977

### Fewest, Game

58 Oct. 22, 1961 at Oakland  
67 Dec. 12, 2010 vs. Kansas City  
99 Nov. 1, 1992 vs. Indianapolis

## RUSHING ALLOWED

### Most Seasons Leading League (Fewest Att.)

3 1965, 1979, 2004

### Most Attempts, Season

606 1975  
559 1973  
552 1983

### Most Attempts, Game

61 Oct. 25, 1981 at Chicago (OT)  
60 Nov. 30, 1975 at Denver (OT)  
59 Sept. 18, 1977 at Oakland

### Fewest Attempts, Season

230 1982<sup>†</sup>  
306 1965  
355 2004

### Fewest Attempts, Game

9 Dec. 16, 2007 vs. Detroit  
Sept. 7, 1986 vs. Miami  
10 (2x) Last: Sept. 16, 2012 vs. Tennessee  
11 (6x) Last: Nov. 3, 2019 vs. Green Bay

### Most Seasons Leading League (Fewest Yards)

3 1965, 1998, 2005

### Most Yards, Season

2,478 2022  
2,442 1975  
2,403 1966

### Most Yards, Game

378 Nov. 4, 2007 at Minnesota  
355 Dec. 20, 2014 at San Francisco  
328 Nov. 30, 1975 at Denver (OT)

### Fewest Yards, Season

961 1982<sup>†</sup>  
1,094 1965  
1,140 1998

### Fewest Yards, Game

2 Oct. 22, 1961 at Oakland  
11 Dec. 21, 2000 at Carolina  
13 Oct. 5, 1997 at Oakland

### Most Seasons Leading League (Fewest TDs)

3 1961, 1963, 2024

### Most Touchdowns, Season

26 1983  
25 1971, 1981, 1985  
23 1973, 1984

### Fewest Touchdowns, Season

7 1961, 1965, 2024  
8 1999, 2011  
10 (12x) Last: 2012

### Most Touchdowns, Game

5 Oct. 21, 1973 vs. Atlanta  
Sept. 18, 1960 at Houston  
4 (11x) Last: Nov. 3, 2013 at Washington  
3 (51x) Last: Nov. 12, 2023 vs. Detroit

## PASSING ALLOWED

### Most Seasons Leading League (Fewest Att.)

2 1966, 2019

### Most Attempts, Season

636 1996  
607 2002, 2004  
605 2008

### Most Attempts, Game

61 Sept. 20, 1987 vs. St. Louis  
58 (2x) Last: Oct. 3, 2004 vs. Tennessee  
57 (2x) Last: Sept. 22, 1996 at Oakland

### Fewest Attempts, Season

330 1977  
341 1973  
342 1982<sup>†</sup>

### Fewest Attempts, Game

7 Nov. 6, 1977 at Detroit  
12 (2x) Last: Dec. 10, 1972 at Denver  
13 (4x) Last: Oct. 4, 1987 at Cincinnati

### Most Seasons Leading League (Fewest Cmp.)

1 1966

### Most Completions, Season

411 2008  
389 2023  
375 2002

### Most Completions, Game

40 Dec. 20, 1982 vs. Cincinnati  
39 Oct. 3, 2004 vs. Tennessee  
37 Oct. 9, 1994 Kansas City

### Fewest Completions, Season

170 1966  
172 1977  
177 1973

### Fewest Completions, Game

3 Sept. 19, 1976 at Tampa Bay  
5 (5x) Last: Oct. 4, 1987 at Cincinnati  
6 (6x) Last: Dec. 28, 2003 vs. Oakland

### Most Seasons Leading League (Fewest Net Yds)

4 1961, 1964, 1965, 2010

### Most Net Yards, Season

4,311 1981  
4,295 2002  
4,293 1985

### Most Net Yards, Game

466 Sept. 10, 2023 vs. Miami  
453 Nov. 10, 2002 at St. Louis  
451 Oct. 1, 2000 at St. Louis

### Fewest Net Yards, Season

1,725 1977  
2,155 1966  
2,174 1965

### Fewest Net Yards, Game

-13 Oct. 4, 1987 at Cincinnati  
-4 Sept. 19, 1976 at Tampa Bay  
0 Dec. 28, 2003 vs. Oakland  
Dec. 6, 1970 vs. Cincinnati

### Most Seasons Leading League (Fewest TDs)

4 1963, 1965, 1966, 1979

### Most Touchdowns, Season

36 2003  
33 2000  
31 1997

### Most Touchdowns, Game

5 (9x) Last: Dec. 14, 2023 at Las Vegas  
4 (32x) Last: Dec. 15, 2024 vs. Tampa Bay  
3 (117x) Last: Nov. 17, 2024 vs. Cincinnati

### Fewest Touchdowns, Season

10 1982<sup>†</sup>  
11 1979  
13 1966, 1970, 1974

## PUNT RETURNS ALLOWED

### Most Seasons Leading League (Fewest Returns)

7 1960, 1963, 1966, 1967, 1968, 1982, 2004

### Most by Opponents, Season

56 1988  
51 1996, 2000  
49 1998

### Fewest by Opponents, Season

7 1982<sup>†</sup>  
16 1968  
17 1960, 1972

### Most Yards by Opponents, Season

722 2000  
612 1996  
601 1976

### Most Yards by Opponent, Game

160 Sept. 13, 2010 at Kansas City  
150 Dec. 27, 1987 at Denver  
145 Dec. 6, 2020 vs. New England

## KICKOFF RETURNS ALLOWED

### Most Seasons Leading League (Fewest Returns)

1 1975

### Most by Opponent, Season

90 2006  
88 1981  
87 2009

### Fewest by Opponent, Season

11 2023  
15 2022  
21 2016

### Most by Opponent, Game

10 (4x) Last: Dec. 16, 2007 vs. Detroit  
9 (7x) Last: Nov. 28, 2010 at Indianapolis  
8 (25x) Last: Nov. 24, 2013 at Kansas City

# CAREER TOP-10

## RUSHING YARDS

1. LaDainian Tomlinson, 2001-09	12,490
2. Paul Lowe, 1960-68	4,972
3. Austin Ekeler, 2017-23	4,355
4. Marion Butts, 1989-93	4,297
5. Melvin Gordon, 2015-19	4,240
6. Ryan Mathews, 2010-14	4,061
7. Natrone Means, 1993-95, 98-99	3,885
8. Chuck Muncie, 1980-84	3,309
9. Don Woods, 1974-80	2,858
10. Keith Lincoln, 1961-66, 68	2,698

## RUSHING TOUCHDOWNS

1. LaDainian Tomlinson, 2001-09	138
2. Chuck Muncie, 1980-84	43
3. Austin Ekeler, 2017-23	39
4. Paul Lowe, 1960-68	38
5. Melvin Gordon, 2015-19	36
6. Natrone Means, 1993-95, 98-99	34
7. Marion Butts, 1989-93	31
8. Ryan Mathews, 2010-14	23
9. Mike Tolbert, 2008-11	20
10. Tim Spencer, 1985-90	19

## RUSHING ATTEMPTS

1. LaDainian Tomlinson, 2001-09	2,880
2. Melvin Gordon, 2015-19	1,059
3. Marion Butts, 1989-93	1,031
4. Paul Lowe, 1960-68	1,015
5. Natrone Means, 1993-95, 98-99	1,013
6. Austin Ekeler, 2017-23	990
7. Ryan Mathews, 2010-14	923
8. Chuck Muncie, 1980-84	773
9. Don Woods, 1974-80	713
10. Keith Lincoln, 1961-66, 68	573

## TOTAL YARDS FROM SCRIMMAGE

1. LaDainian Tomlinson, 2001-09	16,445
2. Antonio Gates, 2003-18	11,841
3. Keenan Allen, 2013-23, 25	10,772
4. Lance Alworth, 1962-70	9,721
5. Charlie Joiner, 1976-86	9,191
6. Austin Ekeler, 2017-23	8,239
7. Gary Garrison, 1966-76	7,562
8. Kellen Winslow, 1979-87	6,741
9. Wes Chandler, 1981-87	6,197
10. Melvin Gordon, 2015-19	6,113

## PASSING YARDS

1. Philip Rivers, 2004-19	59,271
2. Dan Fouts, 1973-87	43,040
3. John Hadl, 1962-72	26,938
4. Justin Herbert, 2020-25	21,653
5. Stan Humphries, 1992-97	16,085
6. Drew Brees, 2001-05	12,348
7. Jack Kemp, 1960-62	5,996
8. Doug Flutie, 2001-04	4,901
9. John Friesz, 1990-93	4,396
10. Jim Harbaugh, 1999-2000	4,177

## TOUCHDOWN PASSES

1. Philip Rivers, 2004-19	397
2. Dan Fouts, 1973-87	254
3. John Hadl, 1962-72	201
4. Justin Herbert, 2020-25	142
5. Stan Humphries, 1992-97	85
6. Drew Brees, 2001-05	80
7. Jack Kemp, 1960-62	37
8. Tobin Rote, 1963-64	29
9. Doug Flutie, 2001-04	25
10. Billy Joe Tolliver, 1989-90	21

## PASS ATTEMPTS

1. Philip Rivers, 2004-19	7,591
2. Dan Fouts, 1973-87	5,604
3. John Hadl, 1962-72	3,640
4. Justin Herbert, 2020-25	2,987
5. Stan Humphries, 1992-97	2,350
6. Drew Brees, 2001-05	1,809
7. Jack Kemp, 1960-62	815
8. John Friesz, 1990-93	747
9. Doug Flutie, 2001-04	737
10. Jim Harbaugh, 1999-2000	636

## PASS COMPLETIONS

1. Philip Rivers, 2004-19	4,908
2. Dan Fouts, 1973-87	3,297
3. Justin Herbert, 2020-25	1,989
4. John Hadl, 1962-72	1,824
5. Stan Humphries, 1992-97	1,335
6. Drew Brees, 2001-05	1,125
7. Doug Flutie, 2001-04	408
8. John Friesz, 1990-93	401
9. Jack Kemp, 1960-62	389
10. Jim Harbaugh, 1999-2000	372

## PASSES INTERCEPTED

1. Dan Fouts, 1973-87	242
2. John Hadl, 1962-72	211
3. Philip Rivers, 2004-19	198
4. Stan Humphries, 1992-97	73
5. Drew Brees, 2001-05	53
6. Jack Kemp, 1960-62	49
7. Justin Herbert, 2020-25	45
8. Ryan Leaf, 1998-2000	33
9. Tobin Rote, 1963-64	32
10. Craig Whelihan, 1995-98	29

## RECEIVING YARDS

1. Antonio Gates, 2003-18	11,841
2. Keenan Allen, 2013-23, 25	10,659
3. Lance Alworth, 1962-70	9,584
4. Charlie Joiner, 1976-86	9,203
5. Gary Garrison, 1966-76	7,533
6. Kellen Winslow, 1979-87	6,741
7. Wes Chandler, 1981-87	6,132
8. Anthony Miller, 1988-93	5,582
9. Malcom Floyd, 2004-15	5,550
10. Mike Williams, 2017-23	4,806

## RECEIVING TOUCHDOWNS

1. Antonio Gates, 2003-18	116
2. Lance Alworth, 1962-70	81
3. Keenan Allen, 2013-23, 25	61
4. Gary Garrison, 1966-76	58
5. Charlie Joiner, 1976-86	47
6. Kellen Winslow, 1979-87	45
7. Wes Chandler, 1981-87	41
8. Vincent Jackson, 2005-11	37
9. Anthony Miller, 1988-93	37
10. John Jefferson, 1978-80	36

## RECEPTIONS

1. Antonio Gates, 2003-18	955
2. Keenan Allen, 2013-23, 25	916
3. Charlie Joiner, 1976-86	586
4. Kellen Winslow, 1979-87	541
5. LaDainian Tomlinson, 2001-09	530
6. Lance Alworth, 1962-70	493
7. Austin Ekeler, 2017-23	440
8. Gary Garrison, 1966-76	404
9. Ronnie Harmon, 1990-95	377
10. Anthony Miller, 1988-93	374

## QUARTERBACK SACKS

1. Leslie O'Neal, 1986, 1988-95	105.5
2. Joey Bosa, 2016-24	72.0
3. Shaun Phillips, 2004-12	69.5
4. Gary Johnson, 1975-84	67.0
5. Lee Williams, 1984-90	65.5
6. Fred Dean, 1975-81	53.5
7. Melvin Ingram, 2012-20	49.0
8. Junior Seau, 1990-2002	47.0
9. Raylee Johnson, 1993-2003	46.0
10. Shawne Merriman, 2005-09	43.5
Leroy Jones, 1976-83	43.5

## INTERCEPTIONS

1. Gill Byrd, 1983-92	42
2. Dick Harris, 1960-65	29
3. Rodney Harrison, 1994-2002	26
4. Kenny Graham, 1964-69	25
5. Mike Williams, 1975-82	24
6. Joe Beachamp, 1966-75	23
7. Quentin Jammer, 2002-12	21
Woodrowe Lowe, 1976-86	21
Bob Howard, 1967-74	21
Leslie "Speedy" Duncan, 1964-70	21

## INTERCEPTION RETURN YARDS

1. Gill Byrd, 1983-92	546
2. Charlie McNeil, 1960-64	502
3. Kenny Graham, 1964-69	477
4. Joe Beachamp, 1966-75	433
5. Dick Harris, 1960-65	413
6. Rodney Harrison, 1994-2002	345
7. Woodrowe Lowe, 1976-86	343
8. Darren Carrington, 1991-94	337
9. Leslie "Speedy" Duncan, 1964-70	322
10. Glen Edwards, 1978-81	309

## INTERCEPTION TOUCHDOWNS

1. Kenny Graham, 1964-69	5
Dick Harris, 1960-65	5
2. Woodrowe Lowe, 1976-86	4
4. Eric Weddle, 2007-13	3
Joe Beachamp, 1966-75	3
6. Desmond King, 2017-20	2
Shaun Phillips, 2004-12	2
Demorrio Williams, 2012	2
Antonio Cromartie, 2006-09	2
Clinton Hart, 2004-09	2
Donnie Edwards, 2002-06	2
Rodney Harrison, 1994-2002	2
Stanley Richard, 1991-94	2
Donald Frank, 1990-93	2
Gill Byrd, 1983-92	2
Gary Johnson, 1975-84	2
Leslie "Speedy" Duncan, 1964-70	2
Earl Faison, 1961-66	2
Charlie McNeil, 1960-64	2
Bob Laraba, 1960-61	2

## TOUCHDOWNS SCORED

1. LaDainian Tomlinson, 2001-09	153
2. Antonio Gates, 2003-18	116
3. Lance Alworth, 1962-70	83
4. Austin Ekeler, 2017-23	69
5. Keenan Allen, 2013-23, 25	62
6. Gary Garrison, 1966-76	58
7. Melvin Gordon, 2015-19	47
Charlie Joiner, 1976-86	47
9. Paul Lowe, 1960-68	46
10. Kellen Winslow, 1979-87	45
Chuck Muncie, 1980-84	45

## POINTS SCORED

1. John Carney, 1990-2000.....	1,076
2. LaDainian Tomlinson, 2001-09.....	918
3. Nate Kaeding, 2004-12.....	889
4. Rolf Benirschke, 1977-86.....	766
5. Antonio Gates, 2003-18.....	700
6. Nick Novak, 2011-14, 17.....	503
7. Lance Alworth, 1962-70.....	500
8. Austin Ekeler, 2017-23.....	418
9. Dennis Pardee, 1968-75.....	380
10. <b>Keenan Allen, 2013-23, 25.....</b>	<b>376</b>

## FIELD GOALS

1. John Carney, 1990-2000.....	261
2. Nate Kaeding, 2004-12.....	180
3. Rolf Benirschke, 1977-86.....	146
4. Nick Novak, 2011-14, 17.....	110
5. <b>Cameron Dicker, 2022-25.....</b>	<b>93</b>
6. Dennis Pardee, 1968-75.....	71
7. Michael Badgley, 2018-20.....	52
8. Josh Lambo, 2015-16.....	52
9. George Blair, 1961-64.....	50
10. Steve Christie, 2001-03.....	42

## FIELD GOAL ATTEMPTS

1. John Carney, 1990-2000.....	320
2. Rolf Benirschke, 1977-86.....	208
3. Nate Kaeding, 2004-12.....	207
4. Nick Novak, 2011-14, 17.....	130
5. Dennis Pardee, 1968-75.....	121
6. <b>Cameron Dicker, 2022-25.....</b>	<b>99</b>
7. George Blair, 1961-64.....	80
8. Ray Wersching, 1973-76.....	68
9. Michael Badgley, 2018-20.....	65
10. Josh Lambo, 2015-16.....	64

## KICKOFF RETURN YARDS

1. Darren Sproles, 2005-10.....	6,469
2. Ronney Jenkins, 2000-02.....	3,997
3. Andre Coleman, 1994-96.....	3,914
4. Leslie "Speedy" Duncan, 1964-70.....	3,386
5. James Brooks, 1981-83.....	2,305
6. Kenny Bynum, 1997-2000.....	2,182
7. Lionel James, 1984-88.....	2,094
8. Nate Lewis, 1990-93.....	2,047
9. Artie Owens, 1976-79.....	1,998
10. Tim Dwight, 2001-04.....	1,876

## KICKOFF RETURN TOUCHDOWNS

1. Andre Coleman, 1994-96.....	4
2. Ronney Jenkins, 2000-02.....	3
3. Darren Sproles, 2005-10.....	2
4. Anthony Miller, 1988-93.....	2
5. Andre Roberts, 2021.....	1
Micheal Spurlock, 2012.....	1
Tim Dwight, 2001-04.....	1
Richard Goodman, 2010-11.....	1
Rodney Harrison, 1994-2002.....	1
Nate Lewis, 1990-93.....	1
Jamie Holland, 1987-89.....	1
Gary Anderson, 1985-88.....	1
Keith Lincoln, 1960-66.....	1

## KICKOFF RETURNS

1. Darren Sproles, 2005-10.....	258
2. Andre Coleman, 1994-96.....	166
3. Ronney Jenkins, 2000-02.....	165
4. Leslie "Speedy" Duncan, 1964-70.....	134
5. Kenny Bynum, 1997-2000.....	107
6. James Brooks, 1981-83.....	105
7. Lionel James, 1984-88.....	99
8. Nate Lewis, 1990-93.....	92
9. Artie Owens, 1976-79.....	88
10. Tim Dwight, 2001-04.....	80

## PUNT RETURN YARDS

1. Mike Fuller, 1975-80.....	2,388
2. Leslie "Speedy" Duncan, 1964-70.....	1,651
3. Darrien Gordon, 1993-94, 96.....	1,407
4. Lionel James, 1984-88.....	1,193
5. Darren Sproles, 2005-10.....	935
6. Eric Parker, 2002-06.....	881
7. <b>Derius Davis, 2023-25.....</b>	<b>627</b>
8. James Brooks, 1981-83.....	565
9. Tim Dwight, 2001-04.....	508
10. Eric Metcalf, 1997.....	489

## PUNT RETURN TOUCHDOWNS

1. Leslie "Speedy" Duncan, 1964-70.....	4
2. Eric Metcalf, 1997.....	3
Darrien Gordon, 1993-94, 96.....	3
4. Desmond King, 2017-20.....	2
Darren Sproles, 2005-10.....	2
Lionel James, 1984-88.....	2
Mike Fuller, 1975-80.....	2
Ron Smith, 1973.....	2
9. <b>Derius Davis, 2023-25.....</b>	<b>1</b>
Travis Benjamin, 2017-19.....	1
Micheal Spurlock, 2012.....	1
Tim Dwight, 2001-04.....	1
Andre Coleman, 1994-96.....	1
Nate Lewis, 1990-93.....	1
Kitrick Taylor, 1990-91.....	1
Keith Lincoln, 1961-68.....	1

## PUNT RETURNS

1. Mike Fuller, 1975-80.....	212
2. Leslie "Speedy" Duncan, 1964-70.....	138
3. Lionel James, 1984-88.....	124
4. Darren Sproles, 2005-10.....	114
5. Eric Parker, 2002-06.....	105
6. Darrien Gordon, 1993-94, 96.....	103
7. James Brooks, 1981-83.....	52
8. Tim Dwight, 2001-04.....	46
9. Desmond King, 2017-20.....	45
Eric Metcalf, 1997.....	45

## SEASONS

1. David Binn, 1994-2010.....	17
2. Philip Rivers, 2004-16.....	16
Antonio Gates, 2003-18.....	16
3. Dan Fouts, 1973-87.....	15
Russ Washington, 1968-82.....	15
6. Doug Wilkerson, 1971-84.....	14
Don Macek, 1976-89.....	14
8. Mike Scifres, 2003-15.....	13
Junior Seau, 1990-2002.....	13
10. <b>Keenan Allen, 2013-23, 25.....</b>	<b>12</b>
Jamal Williams, 1998-2009.....	12

## GAMES PLAYED

1. David Binn, 1994-2010.....	256
2. Antonio Gates, 2003-18.....	236
3. Philip Rivers, 2004-19.....	228
4. Junior Seau, 1990-2002.....	200
Russ Washington, 1968-82.....	200
6. Mike Scifres, 2003-15.....	195
Doug Wilkerson, 1971-84.....	195
8. Dan Fouts, 1973-87.....	181
9. Quentin Jammer, 2002-12.....	172
10. Charlie Joiner, 1976-86.....	164
Woodrow Lowe, 1976-86.....	164

# SINGLE-SEASON TOP-10

## RUSHING YARDS

1. LaDainian Tomlinson, 2006	1,815
2. LaDainian Tomlinson, 2002	1,683
3. LaDainian Tomlinson, 2003	1,645
4. LaDainian Tomlinson, 2007	1,474
5. LaDainian Tomlinson, 2005	1,462
6. Natrone Means, 1994	1,350
7. LaDainian Tomlinson, 2004	1,335
8. Ryan Mathews, 2013	1,255
9. LaDainian Tomlinson, 2001	1,236
10. Marion Butts, 1990	1,225

## RUSHING TOUCHDOWNS

1. LaDainian Tomlinson, 2006	28
2. Chuck Muncie, 1981	19
3. LaDainian Tomlinson, 2005	18
4. LaDainian Tomlinson, 2004	17
5. LaDainian Tomlinson, 2007	15
6. LaDainian Tomlinson, 2002	14
7. Austin Ekeler, 2022	13
LaDainian Tomlinson, 2003	13
8. Austin Ekeler, 2021	12
LaDainian Tomlinson, 2009	12
Natrone Means, 1994	12
Chuck Muncie, 1983	12
Clarence Williams, 1979	12

## RUSHING ATTEMPTS

1. LaDainian Tomlinson, 2002	372
2. LaDainian Tomlinson, 2006	348
3. Natrone Means, 1994	343
4. LaDainian Tomlinson, 2005	339
LaDainian Tomlinson, 2004	339
LaDainian Tomlinson, 2001	339
7. LaDainian Tomlinson, 2007	315
8. LaDainian Tomlinson, 2003	313
9. Earnest Jackson, 1984	296
10. LaDainian Tomlinson, 2008	292

## TOTAL YARDS FROM SCRIMMAGE

1. LaDainian Tomlinson, 2003	2,370
2. LaDainian Tomlinson, 2006	2,323
3. LaDainian Tomlinson, 2002	2,172
4. LaDainian Tomlinson, 2007	1,949
5. LaDainian Tomlinson, 2005	1,832
6. LaDainian Tomlinson, 2004	1,776
7. Austin Ekeler, 2022	1,637
8. LaDainian Tomlinson, 2001	1,603
9. Lance Alworth, 1965	1,590
10. Natrone Means, 1994	1,585

## PASSING YARDS

1. Justin Herbert, 2021	5,014
2. Dan Fouts, 1981	4,802
3. Philip Rivers, 2015	4,792
4. Justin Herbert, 2022	4,739
5. Dan Fouts, 1980	4,715
6. Philip Rivers, 2010	4,710
7. Philip Rivers, 2011	4,624
8. Philip Rivers, 2019	4,615
9. Philip Rivers, 2017	4,515
10. Philip Rivers, 2013	4,478

## TOUCHDOWN PASSES

1. Justin Herbert, 2021	38
2. Philip Rivers, 2008	34
Philip Rivers, 2016	33
Dan Fouts, 1981	33
5. Philip Rivers, 2018	32
Philip Rivers, 2013	32
7. Justin Herbert, 2020	31
Philip Rivers, 2014	31
9. Philip Rivers, 2010	30
Dan Fouts, 1980	30

## PASS ATTEMPTS

1. Justin Herbert, 2022	699
2. Justin Herbert, 2021	672
3. Philip Rivers, 2015	661
4. Dan Fouts, 1981	609
5. Justin Herbert, 2020	595
6. Philip Rivers, 2019	591
7. Dan Fouts, 1980	589
8. Philip Rivers, 2011	582
9. Philip Rivers, 2016	578
10. Philip Rivers, 2017	575

## PASS COMPLETIONS

1. Justin Herbert, 2022	477
2. Justin Herbert, 2021	443
3. Philip Rivers, 2015	437
4. Justin Herbert, 2020	396
5. Philip Rivers, 2019	390
6. Philip Rivers, 2014	379
7. Philip Rivers, 2013	378
8. Philip Rivers, 2011	366
9. Dan Fouts, 1981	360
Philip Rivers, 2017	360

## PASSES INTERCEPTED

1. John Hadl, 1968	32
2. John Hadl, 1972	26
3. John Hadl, 1971	25
Jack Kemp, 1960	25
5. Dan Fouts, 1980	24
Dan Fouts, 1979	24
John Hadl, 1962	24
8. Dan Fouts, 1986	22
John Hadl, 1967	22
Jack Kemp, 1961	22

## RECEIVING YARDS

1. Lance Alworth, 1965	1,602
2. Keenan Allen, 2017	1,393
3. Lance Alworth, 1966	1,383
4. John Jefferson, 1980	1,340
5. Lance Alworth, 1968	1,312
6. Kellen Winslow, 1980	1,290
7. Anthony Miller, 1989	1,252
8. Keenan Allen, 2023	1,243
9. Lance Alworth, 1964	1,235
10. Tony Martin, 1995	1,224

## RECEIVING TOUCHDOWNS

1. Tony Martin, 1996	14
Lance Alworth, 1965	14
3. Antonio Gates, 2004	13
John Jefferson, 1980	13
John Jefferson, 1978	13
Lance Alworth, 1966	13
Lance Alworth, 1964	13
8. Antonio Gates, 2014	12
Gary Garrison, 1970	12
10. Lance Alworth, 1963	11

## RECEPTIONS

1. Keenan Allen, 2023	108
2. Austin Ekeler, 2022	107
3. Keenan Allen, 2021	106
4. Keenan Allen, 2019	104
5. Keenan Allen, 2017	102
6. Keenan Allen, 2020	100
LaDainian Tomlinson, 2003	100
8. Keenan Allen, 2018	97
9. Austin Ekeler, 2019	92
10. Tony Martin, 1995	90

## QUARTERBACK SACKS (since 1982)

1. Khalil Mack, 2023	17.0
Shawne Merriman, 2006	17.0
Leslie O'Neal, 1992	17.0
4. Lee Williams, 1986	15.0
5. Lee Williams, 1989	14.0
6. Leslie O'Neal, 1990	13.5
7. Marcellus Wiley, 2001	13.0
8. Joey Bosa, 2017	12.5
Shawne Merriman, 2007	12.5
Leslie O'Neal, 1995	12.5
Leslie O'Neal, 1994	12.5
Leslie O'Neal, 1989	12.5
Leslie O'Neal, 1986	12.5

## INTERCEPTIONS

1. Antonio Cromartie, 2007	10
2. Charlie McNeil, 1961	9
3. Ryan McNeil, 2001	8
Dick Harris, 1963	8
Claude Gibson, 1962	8
Bob Zeman, 1961	8
7. Casey Hayward, 2016	7
Eric Weddle, 2011	7
Darren Carrington, 1993	7
Gill Byrd, 1990	7
Gill Byrd, 1989	7
Gill Byrd, 1988	7
Danny Walters, 1983	7
Bryant Salter, 1972	7
Jim Hill, 1969	7
Leslie "Speedy" Duncan, 1966	7
Bud Whitehead, 1965	7
Dick Harris, 1961	7

## INTERCEPTION RETURN YARDS

1. Charlie McNeil, 1961	349
2. Stanley Richard, 1994	224
3. Vencie Glenn, 1987	166
4. Gill Byrd, 1984	157
5. Jeff Dale, 1986	153
6. Darren Carrington, 1992	152
7. Bob Laraba, 1961	151
8. Woodrow Lowe, 1979	150
9. Antonio Cromartie, 2007	144
10. Dick Harris, 1961	140

## INTERCEPTION TOUCHDOWNS

1. Dick Harris, 1961	3
2. Demorrio Williams, 2012	2
Clinton Hart, 2005	2
Stanley Richard, 1994	2
Gill Byrd, 1984	2
Woodrow Lowe, 1979	2
Kenny Graham, 1969	2
Joe Beauchamp, 1968	2
Bob Laraba, 1961	2
Charlie McNeil, 1961	2

## TOUCHDOWNS SCORED

1. LaDainian Tomlinson, 2006	31
2. Austin Ekeler, 2021	20
LaDainian Tomlinson, 2005	20
4. Chuck Muncie, 1981	19
5. Austin Ekeler, 2022	18
LaDainian Tomlinson, 2007	18
LaDainian Tomlinson, 2004	18
8. LaDainian Tomlinson, 2003	17
9. LaDainian Tomlinson, 2002	15
Lance Alworth, 1964	15

## POINTS SCORED

1. LaDainian Tomlinson, 2006	186
2. Cameron Dicker, 2024	150
3. Nate Kaeding, 2009	146
4. Nick Novak, 2013	144
5. Nate Kaeding, 2006	136
6. John Carney, 1994	135
7. Cameron Dicker, 2023	128
8. Nate Kaeding, 2008	127
9. Austin Ekeler, 2021	124
John Carney, 1993	124

## FIELD GOALS

1. Cameron Dicker, 2024	39
2. Nick Novak, 2013	34
John Carney, 1994	34
4. Nate Kaeding, 2009	32
5. Cameron Dicker, 2023	31
John Carney, 1999	31
John Carney, 1993	31
8. John Carney, 1996	29
9. Nick Novak, 2011	27
Nate Kaeding, 2008	27

## FIELD GOAL ATTEMPTS

1. Cameron Dicker, 2024	42
2. John Carney, 1993	40
3. John Carney, 1994	38
4. Nick Novak, 2013	37
5. John Carney, 1999	36
John Carney, 1996	36
Rolf Benirschke, 1980	36
8. Nate Kaeding, 2009	35
9. Nick Novak, 2011	34
10. Cameron Dicker, 2023	33
Michael Badgley, 2020	33

## KICKOFF RETURN YARDS

1. Ronney Jenkins, 2001	1,541
2. Ronney Jenkins, 2000	1,531
3. Darren Sproles, 2005	1,528
4. Andre Coleman, 1995	1,411
5. Darren Sproles, 2008	1,376
6. Darren Sproles, 2009	1,300
7. Andre Coleman, 1994	1,293
8. Darren Sproles, 2010	1,257
9. Tim Dwight, 2004	1,222
10. Andre Coleman, 1996	1,210

## KICKOFF RETURN TOUCHDOWNS

1. Ronney Jenkins, 2001	2
Andre Coleman, 1995	2
Andre Coleman, 1994	2
4. Andre Roberts, 2021	1
Micheal Spurlock, 2012	1
Richard Goodman, 2011	1
Darren Sproles, 2008	1
Darren Sproles, 2007	1
Tim Dwight, 2004	1
Ronney Jenkins, 2000	1
Rodney Harrison, 1997	1
Nate Lewis, 1991	1
Anthony Miller, 1989	1
Jamie Holland, 1988	1
Anthony Miller, 1988	1
Gary Anderson, 1985	1
Keith Lincoln, 1962	1

## KICKOFF RETURNS

1. Ronney Jenkins, 2000	67
2. Darren Sproles, 2005	63
3. Andre Coleman, 1995	62
4. Ronney Jenkins, 2001	58
5. Andre Coleman, 1996	55
6. Darren Sproles, 2009	54
7. Darren Sproles, 2008	53
8. Darren Sproles, 2010	51
9. Tim Dwight, 2004	50
Leon Johnson, 2003	50

## PUNT RETURN YARDS

1. Darrien Gordon, 1996	537
2. Eric Metcalf, 1997	489
3. Darrien Gordon, 1994	475
4. Leslie "Speedy" Duncan, 1965	464
5. Mike Fuller, 1979	448
6. Mike Fuller, 1978	436
Mike Fuller, 1976	436
8. Leslie "Speedy" Duncan, 1967	434
9. Mike Fuller, 1975	410
10. Lionel James, 1987	400

## PUNT RETURN TOUCHDOWNS

1. Eric Metcalf, 1997	3
2. Darrien Gordon, 1994	2
Ron Smith, 1973	2
Leslie "Speedy" Duncan, 1965	2
5. Derius Davis, 2023	1
Desmond King, 2019	1
Desmond King, 2018	1
Travis Benjamin, 2017	1
Micheal Spurlock, 2012	1
Darren Sproles, 2009	1
Darren Sproles, 2007	1
Tim Dwight, 2001	1
Darrien Gordon, 1996	1
Andre Coleman, 1995	1
Nate Lewis, 1990	1
Kitrick Taylor, 1990	1
Lionel James, 1987	1
Lionel James, 1984	1
Mike Fuller, 1977	1
Mike Fuller, 1975	1
Leslie "Speedy" Duncan, 1968	1
Leslie "Speedy" Duncan, 1966	1
Keith Lincoln, 1961	1

## PUNT RETURNS

1. Mike Fuller, 1979	46
2. Eric Metcalf, 1997	45
3. Mike Fuller, 1978	39
4. Eric Parker, 2006	37
5. Darrien Gordon, 1996	36
Darrien Gordon, 1994	36
Mike Fuller, 1975	36
Leslie "Speedy" Duncan, 1967	36
9. Mike Fuller, 1976	33
10. Latario Rachal, 1998	32
Lionel James, 1987	32

# CHARGERS AND OPPONENT 10 LONGEST

## RUNS FROM SCRIMMAGE

### CHARGERS

- 87t Melvin Gordon, Oct. 29, 2017 at New England  
Paul Lowe, Sept. 10, 1961 at Dallas Texans  
86t Keith Lincoln, Sept. 30, 1962 at Oakland  
85t LaDainian Tomlinson, Dec. 17, 2006 vs. K.C.  
83t Michael Turner, Dec. 18, 2005 at Indianapolis  
80t Brad Hubbert, Dec. 24, 1967 vs. N.Y. Jets  
76t Keith Lincoln, Oct. 20, 1963 at Kansas City  
76 LaDainian Tomlinson, Dec. 1, 2002 vs. Den.  
75 Justin Jackson, Oct. 31, 2021 vs. New England  
74t Michael Turner, Oct. 7, 2007 at Denver

### OPPONENT

- 90t Colin Kaepernick, Dec. 20, 2014 at S.F.  
89t Kenny King, Oct. 12, 1980 at Oakland  
84t Damien Williams, Dec. 29, 2019 at K.C.  
81 Billy Sims, Sept. 30, 1984 vs. Detroit  
77 Napoleon Kaufman, Sept. 22, 1996 at Oak.  
75t David Montgomery, Nov. 12, 2023 vs. Detroit  
Dameon Pierce, Oct. 2, 2022 at Houston  
74t Kenneth Walker III, Oct. 23, 2022 vs. Seattle  
Jack Spikes, Sept. 10, 1961 at Dallas Texans  
71t Corey Dillon, Nov. 2, 1997 at Cincinnati

## PASS COMPLETIONS

### CHARGERS

- 99t S.Humphries to T.Martin, Sept. 18, 1994 at Sea.  
91t J.Kemp to K.Lincoln, Nov. 12, 1961 at Denver  
88t E.Luther to B.Duckworth, Dec. 3, 1984 vs. Chi.  
85t J.Hadl to L.Alworth, Oct. 17, 1965 at Boston  
T.Rote to L.Alworth, Oct. 6, 1963 at Denver  
84t P.Rivers to A.Ekeler, Dec. 8, 2019 at Jax.  
J.Hadl to G.Garrison, Oct. 5, 1968 at N.Y. Jets  
83t R.Leaf to J.Graham, Nov. 19, 2000 at Denver  
82t T.Rote to L.Alworth, Dec. 6, 1964 vs. N.Y. Jets  
81t P.Rivers to D.Sproles, Sept. 20, 2009 vs. Bal.  
D.Fouts to C.Joiner, Oct. 17, 1976 vs. Hou. Oilers

### OPPONENT

- 99t T.Green to M.Boerigter, Dec. 22, 2002 at K.C.  
98t J.Lee to W.Dewveall, Nov. 25, 1962 at Hou. Oilers  
96t J.Montana to J.Rice, Nov. 27, 1988 vs. S.F.  
93t C.Morton to S.Watson, Sept. 27, 1981 at Denver  
90t S.DeBerg to J.Birden, Nov. 18, 1990 at K.C.  
C.Davidson to D.Dorsey, Dec. 2, 1962 vs. Oak.  
89t N.O'Donnell to D.Stone, Sept. 1, 1991 at Pit.  
87t D.Carr to A.Cooper, Dec. 31, 2017 vs. Oak.  
J.Namath to D.Maynard, Nov. 24, 1968 vs. N.Y. Jets  
F.Tripucka to A.Frazier, Nov. 12, 1961 at Den.

## FIELD GOALS

### CHARGERS

- 59 Cameron Dicker, Oct. 21, 2024 at Arizona  
Michael Badgley, Dec. 9, 2018 vs. Cincinnati  
57 Cameron Dicker, Dec. 19, 2024 vs. Denver  
Nate Kaeding, Dec. 21, 2008 at Tampa Bay  
55 Cameron Dicker, Nov. 6, 2023 at N.Y. Jets  
Cameron Dicker, Oct. 22, 2023 at Kansas City  
Nate Kaeding, Nov. 29, 2009 vs. Kansas City  
54 Josh Lambo, Oct. 12, 2015 vs. Pittsburgh  
Nate Kaeding, Oct. 1, 2006 at Baltimore  
John Carney, Sept. 17, 2000 at Kansas City  
John Carney, Sept. 6, 1998 vs. Buffalo  
John Carney, Nov. 10, 1991 vs. Seattle

### OPPONENT

- 61 Brandon McManus, Jan. 2, 2022 vs. Denver  
59 Harrison Butker, Sept. 5, 2025 vs. K.C. in São Paulo  
58 Harrison Butker, Sept. 20, 2020 vs. K.C. (OT)  
Harrison Butker, Sept. 20, 2020 vs. K.C. (OT)  
Dan Miller, Dec. 26, 1982 vs. Baltimore Colts  
56 Greg Zuerlein, Sept. 19, 2021 vs. Dallas  
Justin Tucker, Dec. 22, 2018 vs. Baltimore  
Sebastian Janikowski, Oct. 9, 2016 at Oakland  
55 Wi Lutz, Dec. 19, 2024 vs. Denver  
Jason Sanders, Dec. 11, 2022 vs. Miami  
Daniel Carlson, Dec. 4, 2022 at Las Vegas  
Daniel Carlson, Sept. 11, 2022 vs. Las Vegas  
Jason Elam, Nov. 7, 1999 vs. Denver  
Gary Anderson, Nov. 25, 1984 at Pittsburgh  
George Blanda, Dec. 3, 1961 vs. Houston Oilers

## PUNTS

### CHARGERS

- 83 JK Scott, Dec. 10, 2023 vs. Denver  
82 Paul Maguire, Nov. 19, 1961 vs. Dallas Texans  
73 Dennis Partee, Oct. 17, 1971 at Denver  
72 Mike Scifres, Sept. 21, 2014 at Buffalo  
71 Mike Scifres, Nov. 10, 2011 vs. Oakland  
Mike Scifres, Oct. 1, 2006 at Baltimore  
Mike Scifres, Dec. 4, 2005 vs. Oakland  
Maury Buford, Sept. 12, 1982 at Denver  
John Hadl, Nov. 8, 1964 at Denver  
70 Mike Scifres, Nov. 25, 2007 vs. Baltimore

### OPPONENT

- 81 Dustin Colquitt, Dec. 2, 2007 at Kansas City  
79 Drew Butler, Dec. 9, 2012 at Pittsburgh  
77 Greg Montgomery, Sept. 19, 1993 vs. Hou. Oilers  
75 Kevin Huber, Dec. 1, 2013 vs. Cincinnati  
74 Tommy Townsend, Sept. 15, 2022 at Kansas City  
Bob Grupp, Nov. 4, 1979 at Kansas City  
73 Shane Lechler, Sept. 28, 2003 vs. Oakland  
72 Ryan Plackemeier, Dec. 24, 2006 at Seattle  
Chris Gardocki, Oct. 26, 1997 vs. Indianapolis  
Bob Scarpitto, Oct. 22, 1967 at Denver  
Jerrel Wilson, Sept. 29, 1963 vs. Kansas City

## INTERCEPTION RETURNS

### CHARGERS

- 103t Vencie Glenn, Nov. 29, 1987 vs. Denver  
102t Donald Frank, Oct. 31, 1993 at L.A. Raiders  
100t Leslie "Speedy" Duncan, Oct. 15, 1967 vs. K.C.  
99t Shaun Gayle, Dec. 23, 1995 at N.Y. Giants  
Stanley Richard, Sept. 4, 1994 at Denver  
Gill Byrd, Oct. 4, 1984 at Kansas City  
90t Desmond King, Nov. 23, 2017 at Dallas  
Shleel Addae, Jan. 1, 2017 vs. Kansas City  
86 Trevor Williams, Sept. 30, 2018 vs. S.F.  
83t Willie Clark, Sept. 22, 1996 at Oakland

### OPPONENT

- 102t Louis Breedon, Nov. 8, 1981 vs. Cincinnati  
99t Jaylen Watson, Sept. 15, 2022 at Kansas City  
Janoris Jenkins, Nov. 23, 2014 vs. St. Louis  
Kevin Ross, Sept. 6, 1992 vs. Kansas City  
96t Ray Griffin, Nov. 11, 1979 at Cincinnati  
Bashaad Breeland, Dec. 10, 2017 vs. Was.  
91t Chad Greenway, Sept. 27, 2015 at Minnesota  
Fred Williamson, Sept. 30, 1962 at Oakland  
90t Leroy Butler, Sept. 15, 1996 at Green Bay  
Deion Sanders, Dec. 11, 1994 vs. S.F.  
87t Mark McMillian, Dec. 14, 1997 vs. K.C.

## KICKOFF RETURNS

### CHARGERS

- 105t Richard Goodman, Jan. 1, 2012 at Oakland  
103t Darren Sproles, Sept. 14, 2008 at Denver  
Keith Lincoln, Sept. 16, 1962 vs. Titans of N.Y.  
101t Andre Roberts, Jan. 2, 2022 vs. Denver  
99t Micheal Spurlock, Dec. 30, 2012 vs. Oakland  
98t Gary Anderson, Nov. 17, 1985 at Denver  
95t Nate Lewis, Nov. 17, 1991 vs. New Orleans  
94t Jamie Holland, Dec. 18, 1988 vs. Kansas City  
93t Ronney Jenkins, Nov. 18, 2001 at Oakland  
Ronney Jenkins, Sept. 10, 2000 vs. N.O.  
Anthony Miller, Nov. 20, 1988 at L.A. Rams

### OPPONENT

- 104t Mecole Hardman, Dec. 29, 2019 at K.C.  
Ira Mathews, Oct. 25, 1979 at Oakland  
103t Percy Harvin, Sept. 11, 2011 vs. Minnesota  
101t Leon Washington, Sept. 26, 2010 at Seattle  
Brian Mitchell, Dec. 6, 1998 at Washington  
99t Leon Washington, Sept. 26, 2010 at Seattle  
Byron Hanspard, Dec. 7, 1997 vs. Atlanta  
98t Will Blackwell, Dec. 24, 2000 vs. Pittsburgh  
97t Cassius Vaughn, Jan. 2, 2011 at Denver  
Tim Brown, Sept. 4, 1988 at L.A. Raiders

## PUNT RETURNS

### CHARGERS

95t Leslie "Speedy" Duncan, Nov. 24, 1968 vs. NYJ  
90t Darrien Gordon, Sept. 25, 1994 at L.A. Raiders  
88t Andre Coleman, Sept. 17, 1995 at Philadelphia  
Mike Fuller, Oct. 9, 1977 at New Orleans  
87t Derius Davis, Nov. 6, 2023 at N.Y. Jets  
85t Eric Metcalf, Nov. 2, 1997 at Cincinnati  
84t Tim Dwight, Sept. 9, 2001 vs. Washington  
Ron Smith, Nov. 18, 1973 vs. New Orleans  
83t Eric Metcalf, Nov. 30, 1997 vs. Denver  
82t Paul Lowe, Oct. 7, 1961 at Boston

### OPPONENT

95t Tyreek Hill, Jan. 1, 2017 vs. Kansas City  
94t Dexter McCluster, Sept. 13, 2010 at K.C.  
92t Rick Upchurch, Oct. 3, 1976 at Denver  
91t Tyreek Hill, Sept. 9, 2018 vs. Kansas City  
86t Tamarick Vanover, Oct. 9, 1995 at Kansas City  
82t George Atkinson, Oct. 13, 1968 at Oakland  
82 Ray Buchanan, Nov. 3, 1996 at Indianapolis  
81 Dennis Northcutt, Nov. 5, 2006 vs. Cleveland  
80t Phillip Buchanon, Dec. 28, 2003 vs. Oakland  
79t Lemar Parrish, Dec. 6, 1970 vs. Cincinnati

## FUMBLE RETURNS

### CHARGERS

86t Eric Weddle, Nov. 30, 2008 vs. Atlanta  
82t Donnie Edwards, Nov. 10, 2002 at St. Louis  
81t Vencie Glenn, Oct. 22, 1989 vs. N.Y. Giants  
79t Marlon McCree, Oct. 29, 2006 vs. St. Louis  
78t Paul Bradford, Nov. 23, 1997 at San Francisco  
75t Keith Browner (25 yds.) lateral to  
Sam Seale(50 yds.), Nov. 20, 1988  
at L.A. Rams  
61t Tevaughn Campbell, Dec. 5, 2021 at Cincinnati  
Caraun Reid, Sept. 25, 2016 at Indianapolis  
58t Rick Redman, Oct. 2, 1966 vs. Miami  
53t Darrell Stuckey, Dec. 7, 2014 vs. New England  
53 Henry Rolling, Oct. 6, 1991 at L.A. Raiders

### OPPONENT

97t Mike Edwards, Jan. 7, 2024 vs. Kansas City  
68 A.J. Duhe, Oct. 15, 1978 vs. Miami  
65t Tony Carter, Oct. 15, 2012 vs. Denver  
64t Tyvon Branch, Oct. 10, 2010 at Oakland  
63t Joey Browner, Sept. 2, 1984 at Minnesota  
63 Rob Ninkovich, Oct. 24, 2010 vs. N.E.  
62 Carlton Gray, Oct. 27, 1996 at Seattle  
59t George Atkinson, Nov. 25, 1973 at Oakland  
57t Tyreek Hill, Dec. 11, 2022 vs. Miami  
56t Ifeadi Odenigbo, Dec. 15, 2019 vs. Minnesota

## BLOCKED PUNT RETURNS

### CHARGERS

35t Bob Zeman, Oct. 7, 1961 at Boston  
21t Derrie Nelson, Nov. 13, 1983 vs. Dallas  
19 Pete Lazetich, Sept. 24, 1972 vs. Denver  
5 Gene Selawski, Oct. 22, 1961 at Oakland  
4 Wayne Davis, Nov. 17, 1985 at Denver  
3 Steve Heiden, Dec. 17, 2000 at Carolina  
0t Jacob Hester, Oct. 25, 2009 at Kansas City  
Darryll Lewis, Sept. 26, 1999 vs. Indianapolis  
0s Carlos Polk, Sept. 22, 2002 at Arizona  
0 Corey Lynch, Sept. 10, 2012 at Oakland

### OPPONENT

37t Frank Warren, Nov. 17, 1991 vs. New Orleans  
29t Adam Hayward, Nov. 11, 2012 at Tampa Bay  
16 Randy McClanahan, Sept. 18, 1977 at Oak.  
15 Walt Landers, Sept. 24, 1978 vs. Green Bay  
14 Glen Cadrez, Oct. 13, 2002 vs. Kansas City  
9 Tyrone Braxton, Oct. 2, 1988 vs. Denver  
5t Hiram Eugene, Oct. 10, 2010 at Oakland  
2t Jerry Robinson, Nov. 20, 1986 vs. L.A. Raiders  
0s Nick Schommer, Oct. 31, 2010 vs. Tennessee  
Rock Cartwright, Oct. 10, 2010 at Oakland

## BLOCKED FIELD GOAL RETURNS

### CHARGERS

72t Leslie "Speedy" Duncan, Nov. 23, 1967 vs. Den.  
35 Tom Day, Oct. 15, 1967 vs. Kansas City  
28 Jim Tolbert, Nov. 15, 1971 vs. St. Louis  
27 Kenny Graham, Nov. 15, 1964 at Kansas City  
25 Jeff Staggs, Oct. 25, 1970 vs. Houston Oilers

### OPPONENT

66 Tommy Casanova, Sept. 22, 1974 at Cin.  
65t Matt Ware, Oct. 23, 2005 at Philadelphia  
60 Louis Wright, Nov. 17, 1985 at Denver  
54t Doug Evans, Dec. 17, 2000 at Carolina  
44t Devin McCourty, Dec. 6, 2020 vs. N.E.  
42t Ray McElroy, Oct. 26, 1997 vs. Indianapolis  
28 John Barmlett, Nov. 27, 1966 vs. Denver  
17 Charlie West, Dec. 5, 1971 vs. Minnesota  
Mike Statton, Oct. 1, 1967 vs. Buffalo  
16 Daniel Thomas, Oct. 25, 2020 vs. Jax.  
Fletcher Smith, Oct. 15, 1967 vs. Kansas City

## MISSED FIELD GOAL RETURNS

### CHARGERS

109t Antonio Cromartie, Nov. 4, 2007 at Min.

# INDIVIDUAL POSTSEASON RECORDS

\*NFL Record

## SCORING

### Most Points, Career

- 42 Nate Kaeding, 2004-09
- 37 Rolf Benirschke, 1977-86
- 30 John Carney, 1990-2000

### Most Points, Game

- 15 Michael Badgley, AFC Wild Card, Jan. 6, 2019, at Baltimore
- 12 (10x) Last: Cameron Dicker and Austin Ekeler, AFC Wild Card, Jan. 14, 2023 at Jax.
- 11 Rolf Benirschke, AFC Divisional, Jan. 2, 1982 at Miami

### Most Touchdowns, Career

- 4 Darren Sproles, 2005-09
- LaDainian Tomlinson, 2001-09
- Kellen Winslow, 1979-87
- Charlie Joiner, 1976-86
- 3 (4x) Last: Keenan Allen, 2013-23
- 2 (8x) Last: Austin Ekeler, 2017-23

### Most Touchdowns, Game

- 2 (8x) Last: Austin Ekeler, AFC Wild Card Jan. 14, 2023 at Jacksonville
- 1 (54x) Last: Ladd McConkey, AFC Wild Card Jan. 11, 2025 at Houston

### Most Points After Touchdown, Career

- 18 Nate Kaeding, 2004-09
- 16 Rolf Benirschke, 1977-86
- 9 John Carney, 1990-2000

### Most Points After Touchdown, Game

- 6 George Blair, AFL Championship, Jan. 5, 1964 vs. Boston
- 5 Rolf Benirschke, AFC Divisional, Jan. 2, 1982 at Miami
- 4 (2x) Last: Nate Kaeding, AFC Divisional, Jan. 13, 2008 at Indianapolis

### Most Two-Point Conversions, Game

- 1 (4x) Last: Keenan Allen, AFC Divisional, Jan. 13, 2019 at New England

## FIELD GOALS

### Most, Career

- 8 Nate Kaeding, 2004-09
- 7 John Carney, 1990-2000
- Rolf Benirschke, 1977-86
- 5 Cameron Dicker, 2022-24
- Michael Badgley, 2018-20

### Most, Game

- 5 Michael Badgley, AFC Wild Card, Jan. 6, 2019 at Baltimore
- 4 Nate Kaeding, AFC Championship, Jan. 20, 2008 at New England
- 3 Cameron Dicker, AFC Wild Card, Jan. 14, 2023 at Jacksonville
- Ben Agajanian, AFL Championship, Jan. 1, 1961 vs. Houston Oilers

### Longest

- 54 John Carney, AFC Wild Card, Dec. 31, 1995 vs. Indianapolis
- 53 Michael Badgley, AFC Wild Card, Jan. 6, 2019 at Baltimore
- 50 Cameron Dicker, AFC Wild Card, Jan. 14, 2023 at Jacksonville

## RUSHING

### Most Attempts, Career

- 110 Chuck Muncie, 1980-84
- 96 LaDainian Tomlinson, 2001-09
- 63 Natrone Means, 1993-95, 98-99

### Most Attempts, Game

- 26 LaDainian Tomlinson, AFC Wild Card, Jan. 8, 2005 vs. New York Jets
- 25 Chuck Muncie, AFC First Round, Jan. 9, 1983 at Pittsburgh
- 24 Natrone Means, AFC Divisional, Jan. 8, 1995 vs. Miami
- Chuck Muncie, AFC Divisional, Jan. 2, 1982 at Miami

### Most Yards, Career

- 516 Chuck Muncie, 1980-84
- 380 Paul Lowe, 1960-68
- 327 LaDainian Tomlinson, 2001-09

### Most Yards, Game

- 206 Keith Lincoln, AFL Championship, Jan. 5, 1964 vs. Boston
- 165 Paul Lowe, AFL Championship, Jan. 1, 1961 at Houston Oilers
- 139 Natrone Means, AFC Divisional, Jan. 8, 1995 vs. Miami

### Most Touchdowns, Career

- 4 LaDainian Tomlinson, 2001-09
- 3 Chuck Muncie, 1980-84
- 2 (6x) Last: Austin Ekeler, 2017-23

### Most Touchdowns, Game

- 2 Austin Ekeler, AFC Wild Card, Jan. 14, 2023 at Jacksonville
- Darren Sproles, AFC Wild Card, Jan. 3, 2009 vs. Indianapolis
- LaDainian Tomlinson, AFC Divisional, Jan. 14, 2007 vs. New England
- 1 (24x) Last: Melvin Gordon, AFC Divisional, Jan. 13, 2019 at New England

### Longest Run

- 67t Keith Lincoln, AFL Championship, Jan. 5, 1964 vs. Boston
- 58t Ronnie Brown, AFC Wild Card, Jan. 5, 2014 at Cincinnati
- Paul Lowe, AFL Championship, Jan. 5, 1964 vs. Boston
- 56t Keith Lincoln, AFL Championship, Jan. 5, 1964 vs. Boston

## PASSING

### Most Attempts, Career

- 355 Philip Rivers 2004-19
- 286 Dan Fouts 1973-87
- 228 Stan Humphries 1992-97

### Most Attempts, Game

- 53 Dan Fouts, AFC Divisional, Jan. 2, 1982 at Miami (OT)
- 51 Philip Rivers, AFC Divisional, Jan. 13, 2019 at New England
- 49 Stan Humphries, Super Bowl XXIX, Jan. 29, 1995 vs. San Francisco

### Most Completions, Career

- 211 Philip Rivers, 2004-19
- 159 Dan Fouts, 1973-87
- 118 Stan Humphries, 1992-97

### Most Completions, Game

- 33 Dan Fouts, AFC Divisional, Jan. 2, 1982 at Miami (OT)
- 31 Drew Brees, AFC Wild Card, Jan. 8, 2005 vs. New York Jets
- 28 Stan Humphries, AFC Wild Card, Dec. 31, 1995 vs. Indianapolis

### Highest Completion Pct., Career (min. 40 att.)

- 73.8 Drew Brees, 2001-04
- 59.4 Philip Rivers, 2004-19
- 55.6 Dan Fouts, 1973-87

### Highest Completion Pct, Game (min. 10 att.)

- 75.0 Philip Rivers, AFC Wild Card, Jan. 5, 2014 at Cincinnati
- 73.8 Drew Brees, AFC Wild Card, Jan. 8, 2005 vs. New York Jets
- 73.7 Philip Rivers, AFC Divisional, Jan. 13, 2008 at Indianapolis

### Most Yards, Career

- 2,656 Philip Rivers, 2004-19
- 2,125 Dan Fouts, 1973-87
- 1,347 Stan Humphries, 1992-97

### Most Yards, Game

- 433 Dan Fouts, AFC Divisional, Jan. 2, 1982 at Miami (OT)
- 336 Dan Fouts, AFC Championship, Jan. 11, 1981 vs. Oakland
- 333 Dan Fouts, AFC First Round, Jan. 9, 1983 at Pittsburgh

### Most Touchdowns, Career

- 14 Philip Rivers, 2004-19
- 12 Dan Fouts, 1973-87
- 6 Stan Humphries, 1992-97

### Most Touchdowns, Game

- 3 (5x) Last: Philip Rivers, AFC Divisional, Jan. 13, 2019 at New England
- 2 (6x) Last: Philip Rivers, AFC Divisional, Jan. 12, 2014 at Denver
- 1 (11x) Last: Justin Herbert, AFC Wild Card, Jan. 11, 2025 at Houston

### Highest Passer Rating, Career (min. 40 att.)

- 101.2 Drew Brees, 2001-04
- 84.2 Philip Rivers, 2004-19
- 76.4 Tobin Rote, 1963-64

### Highest Passer Rating, Game (min. 10 att.)

- 145.3 Tobin Rote, AFL Championship, Jan. 5, 1964 vs. Boston
- 133.2 Philip Rivers, AFC Divisional, Jan. 13, 2008 at Indianapolis
- 132.1 John Hadl, AFL Championship, Jan. 5, 1964 vs. Boston

### Most Games 300 Yards or More, Career

- 5 Dan Fouts, 1973-87
- 2 Philip Rivers, 2004-19
- 1 Drew Brees, 2001-04

### Most Games 400 Yards or More, Career

- 1 Dan Fouts, 1973-87

### Longest Completion

- 86t Justin Herbert, AFC Wild Card, Jan. 11, 2025 at Houston
- 62t Philip Rivers, AFC Divisional, Jan. 11, 2009 at Pittsburgh
- 58 Philip Rivers, AFC Divisional, Jan. 14, 2007 vs. New England

### Most Interceptions, Career

- 16 Dan Fouts, 1973-87
- 13 Stan Humphries, 1992-97
- 10 Philip Rivers, 2004-19

### Most Interceptions, Game

- 5 Dan Fouts, AFC Second Round, Jan. 16, 1983 at Miami
- Dan Fouts, AFC Divisional, Dec. 29, 1979 vs. Houston Oilers
- 4 (4x) Last: Justin Herbert, AFC Wild Card, Jan. 11, 2025 at Houston
- 2 (9x) Last: Philip Rivers, AFC Divisional, Jan. 17, 2010 vs. New York Jets

## RECEIVING

### Most Receptions, Career

- 51 Antonio Gates, 2003-18
- 39 Ronnie Harmon, 1990-95
- 30 Charlie Joiner, 1976-86

### Most Receptions, Game

- 13 Kellen Winslow, AFC Divisional, Jan. 2, 1982 at Miami (OT)
- 10 Ronnie Harmon, AFC Wild Card, Dec. 31, 1995 vs. Indianapolis
- 9 (5x) Last: Ladd McConkey, AFC Wild Card, Jan. 11, 2025 at Houston

### Most Yards, Career

- 540 Antonio Gates, 2003-18
- 539 Charlie Joiner, 1976-86
- 503 Vincent Jackson, 2005-09

### Most Yards, Game

- 197 Ladd McConkey, AFC Wild Card, Jan. 11, 2025 at Houston
- 166 Kellen Winslow, AFC Divisional, Jan. 2, 1982 at Miami (OT)
- 142 Keenan Allen, AFC Divisional, Jan. 12, 2014 at Denver

### Most Touchdowns, Career

- 4 Kellen Winslow, 1979-87
- Charlie Joiner, 1976-86
- 3 Keenan Allen, 2013-22
- Vincent Jackson, 2005-11
- 2 (5x) Last: Antonio Gates, 2003-18

### Most Touchdowns, Game

- 2 (4x) Last: Keenan Allen, AFC Divisional, Jan. 12, 2014 at Denver
- 1 (32x) Last: Ladd McConkey, AFC Wild Card, Jan. 11, 2025 at Houston

## SCRIMMAGE YARDS

### Most, Career

- 644 Chuck Muncie, 1980-84
- 540 Antonio Gates, 2003-18
- 539 Charlie Joiner, 1976-86

### Most, Game

- 329 Keith Lincoln, AFL Championship, Jan. 5, 1964 vs. Boston
- 197 Ladd McConkey, AFC Wild Card, Jan. 11, 2025 at Houston
- 187 LaDainian Tomlinson, AFC Divisional, Jan. 14, 2007 vs. New England

## INTERCEPTIONS

### Most Interceptions, Career

- 3 Asante Samuel, 2020-24
- Drayton Florence, 2003-07
- Glen Edwards, 1978-81
- 2 (5x) Last: Quentin Jammer, 2002-09
- 1 (22x) Last: Deane Leonard, 2022-24

### Most Interceptions, Game

- 3 Asante Samuel, AFC Wild Card, Jan. 14, 2023 at Jacksonville
- 2 (4x) Last: Glen Edwards, AFC Divisional, Jan. 3, 1981 vs. Buffalo
- 1 (30x) Last: Deane Leonard, AFC Wild Card, Jan. 11, 2025 at Houston

### Most Interception Return Yards, Career

- 62 Glen Edwards, 1978-81
- 45 Bud Whitehead, 1961-68
- 40 Darren Carrington, 1991-94

### Most Interception Return Yards, Game

- 45 Bud Whitehead, AFL Championship, Dec. 24, 1961 vs. Houston Oilers
- 40 Darren Carrington, AFC Wild Card, Jan. 12, 1993 vs. Kansas City
- 35 Bruce Laird, AFC First Round, Jan. 9, 1983 at Pittsburgh
- Glen Edwards, AFC Divisional, Jan. 2, 1982 at Miami (OT)

## Longest Interception Return

- 40 Darren Carrington, AFC Wild Card, Jan. 12, 1993 vs. Kansas City
- 30 Shareece Wright, AFC Wild Card, Jan. 5, 2014 at Cincinnati
- Antonio Cromartie, AFC Divisional, Jan. 13, 2008 at Indianapolis
- 24 Quentin Jammer, AFC Divisional, Jan. 17, 2010 vs. New York Jets

## SACKS

### Most, Career (since 1982)

- 3.0 Khalil Mack, 2022-24
- Shawn Lee, 1992-95
- 2.5 Leslie O'Neal, 1992-95
- 2.0 Joey Bosa, 2016-24
- Melvin Ingram, 2012-20
- Eric Weddle, 2007-15
- Luis Castillo, 2005-11
- Shawne Merriman, 2005-10
- Raylee Johnson, 1993-2003
- Burt Grossman, 1989-93

### Most, Game (since 1982)

- 2.5 Leslie O'Neal, AFC Wild Card, Jan. 2, 1993 vs. Kansas City
- 2.0 (7x) Last: Khalil Mack, AFC Wild Card, Jan. 11, 2025 at Houston
- 1.5 Steve Foley, AFC Wild Card, Jan. 8, 2005 vs. New York Jets

## PUNTING

### Most Punts, Career

- 52 Mike Scifres, 2003-13
- 13 John Kidd, 1990-94
- 11 Donnie Jones, 2018
- Bryan Wagner, 1994

### Most Punts, Game

- 7 Mike Scifres, AFC Divisional, Jan. 14, 2007 vs. New England
- John Kidd, AFC Divisional, Jan. 10, 1993 at Miami
- 6 (7x) Last: Donnie Jones, AFC Divisional, Jan. 13, 2019 at New England
- 5 (8x) Last: JK Scott, AFC Wild Card, Jan. 11, 2025 at Houston

### Most Yards, Career

- 2,330 Mike Scifres, 2003-13
- 587 John Kidd, 1990-94
- 474 Bryan Wagner, 1994

### Most Yards, Game

- 324 John Kidd, AFC Divisional, Jan. 10, 1993 at Miami
- 316 Mike Scifres, AFC Wild Card, Jan. 3, 2009 vs. Indianapolis (OT)
- 297 Mike Scifres, AFC Wild Card, Jan. 17, 2010 vs. New York Jets

### Longest Punt

- 67 Mike Scifres, AFC Wild Card, Jan. 3, 2009 vs. Indianapolis (OT)
- 66 Mike Scifres, AFC Divisional, Jan. 13, 2008 at Indianapolis
- 65 Darren Bennett, AFC Wild Card, Dec. 31, 1995 vs. Indianapolis

### Highest, Career (minimum 5 punts)

- 45.2 John Kidd, 1990-94
- 44.8 Mike Scifres, 2003-13
- 43.9 John Hadl, 1962-72

### Highest, Game (minimum 2 punts)

- 59.0 Mike Scifres, AFC Divisional, Jan. 13, 2008 at Indianapolis
- 54.5 Darren Bennett, AFC Wild Card, Dec. 31, 1995 vs. Indianapolis
- 52.7 Mike Scifres, AFC Wild Card, Jan. 3, 2009 vs. Indianapolis (OT)

## PUNT RETURNS

### Most Returns, Career

- 12 Darren Sproles, 2005-09
- 8 Mike Fuller, 1975-80
- 7 Eric Parker, 2002-06

### Most Returns, Game

- 5 Eric Parker, AFC Divisional, Jan. 14, 2007 vs. New England
- 4 (2x) Last: Desmond King, AFC Wild Card, Jan. 6, 2019 at Baltimore
- 3 (6x) Last: Darren Sproles, AFC Wild Card, Jan. 3, 2009 vs. Indianapolis (OT)

### Most Yards, Career

- 107 Darren Sproles, 2005-09
- 99 Mike Fuller, 1975-80
- 63 Wes Chandler, 1981-87

### Most Yards, Game

- 72 Darren Sproles, AFC Wild Card, Jan. 3, 2009 vs. Indianapolis (OT)
- 56 Wes Chandler, AFC Divisional, Jan. 2, 1982 at Miami (OT)
- 46 Desmond King, AFC Wild Card, Jan. 6, 2019 at Baltimore

### Longest Return

- 56t Wes Chandler, AFC Divisional, Jan. 2, 1982 at Miami (OT)
- 33 Desmond King, AFC Wild Card, Jan. 6, 2019 at Baltimore

### Most Touchdowns, Career

- 1 Wes Chandler, 1981-87

## KICKOFF RETURNS

### Most Returns, Career

- 21 Darren Sproles, 2005-09
- 19 Andre Coleman, 1994-96
- 17 James Brooks, 1981-83

### Most Returns, Game

- 8 Andre Coleman, Super Bowl XXIX, Jan. 29, 1995 vs. San Francisco
- 6 Andre Coleman, AFC Wild Card, Dec. 31, 1995 vs. Indianapolis
- 5 (6x) Last: Desmond King, AFC Divisional, Jan. 13, 2019 at New England

### Most Yards, Career

- 537 Darren Sproles, 2005-09
- 483 Andre Coleman, 1994-96
- 283 James Brooks, 1981-83

### Most Yards, Game

- 244 Andre Coleman, Super Bowl XXIX, Jan. 29, 1995 vs. San Francisco
- 164 Darren Sproles, AFC Divisional, Jan. 11, 2009 at Pittsburgh
- 147 Leslie "Speedy" Duncan, AFL Championship, Dec. 26, 1964 at Buffalo

### Longest Return

- 98t Andre Coleman, Super Bowl XXIX, Jan. 29, 1995 vs. San Francisco
- 72 Desmond King, AFC Wild Card, Jan. 6, 2019 at Baltimore
- 63 Darren Sproles, AFC Divisional, Jan. 11, 2009 at Pittsburgh

### Most Touchdowns, Career

- 1 Andre Coleman, 1994-96

## SERVICE

### Most Games

- 12 Antonio Gates, 2003-18
- David Binn, 1994-2010
- 11 Philip Rivers, 2004-19
- 10 Nick Hardwick, 2004-13
- Mike Scifres, 2004-13

# TEAM POSTSEASON RECORDS

\*NFL Record

## POINTS

### Most, Quarter

- 24 AFC Championship, Jan. 2, 1982 at Miami (1st Q)
- 21 AFL Championship, Jan. 5, 1964 vs. Boston (1st Q)
- 17 AFC Wild Card, Jan. 14, 2023 at Jax. (1st Q)
- AFC Divisional, Jan. 10, 2014 at Den. (4th Q)

### Most, Quarter, Opponent

- 21 AFC Divisional, Jan. 13, 2019 at New England (2nd Q)
- AFC Divisional, Jan. 10, 1993 at Mia. (2nd Q)
- AFC Championship, Jan. 11, 1981 vs. Oakland (1st Q)
- 20 AFC Second Round, Jan. 16, 1983 at Miami (2nd Q)
- 14 (11x) Last: AFC Wild Card, Jan. 6, 2019 at Bal.

### Most Quarter, Both Teams

- 33 AFC Second Round, Jan. 16, 1983 at Miami (2nd Q)
- 28 (4x) Last: AFC Divisional, Jan. 11, 2009 at Pittsburgh (4th Q)
- 25 AFC Wild Card, Jan. 6, 2019 at Bal. (4th Q)

### Most, Game

- 51 AFL Championship, Jan. 5, 1964 vs. Boston
- 41 AFC Divisional, Jan. 2, 1982 at Miami (OT)
- 31 AFC First Round, Jan. 9, 1983 at Pittsburgh

### Most, Game, Opponent

- 49 Super Bowl XXIX, Jan. 29, 1995 vs. S.F.
- 41 AFC Divisional, Jan. 13, 2019 at New England
- 38 AFC Divisional, Jan. 2, 1982 at Miami (OT)

### Most, Game, Both Teams

- 79 AFC Divisional, Jan. 2, 1982 at Miami (OT)
- 75 Super Bowl XXIX, Jan. 29, 1995 vs. S.F.
- 69 AFC Divisional, Jan. 13, 2019 at New England

### Fewest, Game

- 0 AFC Divisional, Jan. 10, 1993 at Miami
- AFL Championship, Dec. 26, 1965 vs. Buffalo
- 3 AFL Championship, Dec. 24, 1961 vs. Houston Oilers
- 7 AFC Championship, Jan. 10, 1982 at Cincinnati
- AFL Championship, Dec. 26, 1964 at Buffalo

### Fewest, Game, Opponent

- 0 AFC Wild Card, Jan. 2, 1993 vs. Kansas City
- 6 AFC Wild Card, Jan. 6, 2008 vs. Tennessee
- 10 (3x) Last: AFC Wild Card, Jan. 5, 2014 at Cincinnati

### Fewest, Game, Both Teams

- 13 AFL Championship, Dec. 24, 1961 vs. Houston Oilers
- 17 AFC Wild Card, Jan. 2, 1993 vs. Kansas City
- 23 (2x) Last: AFC Wild Card, Jan. 6, 2008 vs. Tennessee

## TOUCHDOWNS

### Most, Game

- 7 AFL Championship, Jan. 5, 1964 vs. Boston
- 5 AFC Divisional, Jan. 2, 1982 at Miami (OT)
- 4 (3x) Last: AFC Divisional, Jan. 13, 2019 at New England

### Most, Game, Opponent

- 7 Super Bowl XXIX, Jan. 29, 1995 vs. S.F.
- 5 (4x) Last: AFC Divisional, Jan. 13, 2019 at New England
- 4 (5x) Last: AFC Wild Card, Jan. 14, 2023 at Jacksonville

### Most, Game, Both Teams

- 10 Super Bowl XXIX, Jan. 29, 1995 vs. S.F.
- AFC Divisional, Jan. 2, 1982 at Miami (OT)
- 9 AFC Divisional, Jan. 13, 2019 at New England
- 8 (3x) Last: AFC Divisional, Jan. 11, 2009 at Pittsburgh

## POINTS AFTER TOUCHDOWN

### Most, Game

- 6 AFL Championship, Jan. 5, 1964 vs. Boston
- 5 AFC Divisional, Jan. 2, 1982 at Miami (OT)
- 4 (2x) Last: AFC Divisional, Jan. 13, 2008 at Indianapolis

### Most, Game, Opponent

- 7 Super Bowl XXIX, Jan. 29, 1995 vs. S.F.
- 5 (4x) Last: AFC Divisional, Jan. 13, 2019 at New England
- 4 (4x) Last: AFC Divisional, Jan. 10, 1993 at Miami

### Most, Game, Both Teams

- 10 Super Bowl XXIX, Jan. 29, 1995 vs. S.F.
- AFC Divisional, Jan. 2, 1982 at Miami (OT)
- 8 (2x) Last: AFC Divisional, Jan. 11, 2009 at Pittsburgh
- 7 (5x) Last: AFC Divisional, Jan. 13, 2019 at New England

### Most Two-Point Conversions, Game

- 2 Super Bowl XXIX, Jan. 29, 1995 vs. S.F.
- 1 AFC Divisional, Jan. 13, 2019 at New England

### Most Two-Point Conversions, Game, Opponent

- 1 AFC Wild Card, Jan. 14, 2023 at Jacksonville
- AFC Divisional, Jan. 14, 2007 vs. N.E.

## FIELD GOALS

### Most, Game

- 5 AFC Wild Card, Jan. 6, 2019 at Baltimore
- 4 AFC Championship, Jan. 20, 2008 at N.E.
- 3 AFC Wild Card, Jan. 14, 2023 at Jacksonville
- AFL Championship, Jan. 1, 1961 at Houston Oilers

### Most, Game, Opponent

- 4 AFC Championship, Jan. 20, 2008 at N.E.
- 3 (3x) Last: AFC Wild Card, Jan. 11, 2025 at Houston
- 2 (7x) Last: AFC Divisional, Jan. 13, 2019 at New England

### Most, Game, Both Teams

- 6 AFC Wild Card, Jan. 6, 2019 at Baltimore
- 5 AFC Wild Card, Jan. 11, 2025 at Houston
- 4 (4x) Last: AFC Wild Card, Jan. 14, 2023 at Jacksonville

## FIRST DOWNS

### Most, Game

- 33 AFC Divisional, Jan. 2, 1982 at Miami (OT)
- 29 AFC First Round, Jan. 9, 1983 at Pittsburgh
- 28 AFC Divisional, Jan. 8, 1995 vs. Miami

### Most, Game, Opponent

- 30 AFC Divisional, Jan. 13, 2019 at New England
- 29 AFC Second Round, Jan. 16, 1983 at Miami
- 28 Super Bowl XXIX, Jan. 29, 1995 vs. S.F.

### Most, Game, Both Teams

- 58 AFC Divisional, Jan. 2, 1982 at Miami (OT)
- 55 AFC First Round, Jan. 9, 1983 at Pittsburgh
- 52 AFC Divisional, Jan. 13, 2019 at New England

### Fewest, Game

- 10 AFC Divisional, Jan. 10, 1993 at Miami
- 12 AFL Championship, Dec. 26, 1965 vs. Buffalo
- 13 (2x) Last: AFC Divisional, Jan. 12, 2014 at Denver

### Fewest, Game, Opponent

- 11 AFC Wild Card, Jan. 6, 2019 at Baltimore
- 14 (3x) Last: AFC Divisional, Jan. 17, 2010 vs. New York Jets
- 15 (2x) Last: AFC Wild Card, Jan. 6, 2008 vs. Tennessee

### Fewest, Game, Both Teams

- 25 AFC Wild Card, Jan. 6, 2019 at Baltimore
- 26 AFL Championship, Dec. 26, 1965 vs. Buffalo
- 28 AFC Divisional, Jan. 10, 1993 at Miami

## FIRST DOWNS RUSHING

### Most, Game

- 12 AFC Divisional, Jan. 14, 2007 at N.E.
- AFC Divisional, Jan. 8, 1995 vs. Miami
- 11 (5x) Last: AFC Wild Card, Jan. 3, 2009 vs. Indianapolis (OT)
- 10 AFC Divisional, Jan. 2, 1982 at Miami (OT)

### Most, Game, Opponent

- 15 AFC Second Round, Jan. 16, 1983 at Miami
- 13 (2x) Last: AFC Divisional, Jan. 12, 2014 at Denver
- 12 (2x) Last: AFC Divisional, Jan. 11, 2009 at Pittsburgh

### Most, Game, Both Teams

- 20 AFC Second Round, Jan. 16, 1983 at Miami
- 19 (2x) Last: AFC Wild Card, Jan. 5, 2014 at Cincinnati
- 17 (3x) Last: AFC Championship, Jan. 20, 2008 at New England

### Fewest, Game

- 1 (2x) Last: AFC Divisional, Jan. 12, 2014 at Denver
- 2 (2x) Last: AFC Divisional, Jan. 13, 2019 at New England
- 3 (2x) Last: AFC Wild Card, Jan. 6, 2019 at Baltimore

### Fewest, Game, Opponent

- 2 AFC Divisional, Jan. 8, 1995 vs. Miami
- 3 (3x) Last: AFC Divisional, Jan. 14, 2007 at New England
- 4 (5x) Last: AFC Wild Card, Jan. 6, 2019 at Baltimore

### Fewest, Game, Both Teams

- 7 AFC Wild Card, Jan. 6, 2019 at Baltimore
- 8 (3x) Last: AFC Divisional, Jan. 17, 2010 vs. New York Jets
- 9 AFC Wild Card, Jan. 14, 2023 at Jacksonville
- AFL Championship, Dec. 26, 1965 vs. Buffalo

## FIRST DOWNS PASSING

### Most, Game

- 21 AFC Divisional, Jan. 2, 1982 at Miami (OT)
- 20 AFC Wild Card, Dec. 31, 1995 vs. Indianapolis
- 19 AFC First Round, Jan. 9, 1983 at Pittsburgh

### Most, Game, Opponent

- 21 AFC Divisional, Jan. 13, 2008 at Indianapolis
- AFC Divisional, Jan. 2, 1982 at Miami (OT)
- 20 AFC Wild Card, Jan. 5, 2014 at Cincinnati
- 19 AFC First Round, Jan. 9, 1983 at Pittsburgh

### Most, Game, Both Teams

- 42 AFC Divisional, Jan. 2, 1982 at Miami (OT)
- 38 AFC First Round, Jan. 9, 1983 at Pittsburgh
- 35 AFC Divisional, Jan. 13, 2008 at Indianapolis

### Fewest, Game

- 7 (5x) Last: AFC Divisional, Jan. 10, 1993 at Miami
- 8 (3x) Last: AFC Wild Card, Jan. 6, 2019 at Baltimore
- 9 (5x) Last: AFC Wild Card, Jan. 11, 2025 at Houston

### Fewest, Game, Opponent

- 5 AFC Divisional, Dec. 29, 1979 vs. Houston Oilers
- 6 AFC Divisional, Jan. 17, 2010 vs. N.Y. Jets
- 7 AFC Wild Card, Jan. 6, 2019 at Baltimore

### Fewest, Game, Both Teams

- 15 (2x) Last: AFC Wild Card, Jan. 6, 2019 at Baltimore
- 16 (3x) Last: AFC Divisional, Jan. 10, 1993 at Miami
- 17 (2x) Last: AFC Wild Card, Jan. 2, 1993 vs. Kansas City

## TOTAL NET YARDS GAINED

### Most, Game

- 601 AFL Championship, Jan. 5, 1964 vs. Boston
- 564 AFC Divisional, Jan. 2, 1982 at Miami (OT)
- 479 AFC First Round, Jan. 9, 1983 at Pittsburgh

### Most, Game, Opponent

- 498 AFC Divisional, Jan. 13, 2019 at New England
- 466 AFC Divisional, Jan. 2, 1982 at Miami (OT)
- 449 Super Bowl XXIX, Jan. 29, 1995 vs. S.F.

### Most, Game, Both Teams

- 1,030 AFC Divisional, Jan. 2, 1982 at Miami (OT)
- 901 AFC First Round, Jan. 9, 1983 at Pittsburgh
- 862 AFL Championship, Jan. 5, 1964 vs. Boston

## NET YARDS GAINED RUSHING

### Most, Game

- 309 AFL Championship, Jan. 5, 1964 vs. Boston
- 202 AFC Wild Card, Jan. 8, 1995 vs. Miami
- 196 AFC Wild Card, Jan. 5, 2014 at Cincinnati

### Most, Game, Opponent

- 219 AFL Championship, Dec. 26, 1964 vs. Buffalo
- 214 AFC Second Round, Jan. 16, 1983 at Miami
- 178 AFC Wild Card, Dec. 31, 1995 vs. Indianapolis

### Most, Game, Both Teams

- 384 AFL Championship, Jan. 5, 1964 vs. Boston
- 343 AFL Championship, Dec. 26, 1964 vs. Buffalo
- 323 AFC Wild Card, Dec. 31, 1995 vs. Indianapolis

## NET YARDS GAINED PASSING

### Most, Game

- 415 AFC Divisional, Jan. 2, 1982 at Miami (OT)
- 351 AFC Championship, Jan. 11, 1981 vs. Oakland
- 333 AFC First Round, Jan. 9, 1983 at Pittsburgh

### Most, Game, Opponent

- 402 AFC Divisional, Jan. 13, 2008 at Indianapolis
- 388 AFC Divisional, Jan. 2, 1982 at Miami (OT)
- 349 AFC Championship, Jan. 15, 1995 at Pit.

### Most, Game, Both Teams

- 803 AFC Divisional, Jan. 2, 1982 at Miami (OT)
- 714 AFC Divisional, Jan. 13, 2008 at Indianapolis
- 659 AFC Divisional, Jan. 13, 2019 at New England

# CHARGERS AND OPPONENT FIVE LONGEST POSTSEASON PLAYS

## RUNS FROM SCRIMMAGE

### CHARGERS

- 58t Ronnie Brown, AFC Wild Card, Jan. 5, 2014 at Cincinnati
- 26 Darren Sproles, AFC Championship, Jan. 20, 2008 at New England
- 24t Natrone Means, AFC Divisional, Jan. 8, 1995 vs. Miami
- 22t Darren Sproles, AFC Wild Card, Jan. 3, 2009 vs. Indianapolis
- 22 Darren Sproles, AFC Divisional, Jan. 17, 2010 vs. New York Jets

### OPPONENT

- 66t Zack Crockett, AFC Wild Card, Dec. 31, 1995 vs. Indianapolis
- 53t Shonn Greene, AFC Divisional, Jan. 17, 2010 vs. New York Jets
- 40 Sony Michel, AFC Divisional, Jan. 13, 2019 at New England
- 33t Zack Crockett, AFC Wild Card, Dec. 31, 1995 vs. Indianapolis
- 27 C.J. Stroud, AFC Wild Card, Jan. 11, 2025 at Houston
- Willie Parker, AFC Divisional, Jan. 11, 2009 at Pittsburgh

## PASS COMPLETIONS

### CHARGERS

- 86t Justin Herbert to Ladd McConkey, AFC Wild Card, Jan. 11, 2025 at Houston
- 62t Philip Rivers to Darren Sproles, AFC Divisional, Jan. 11, 2009 at Pittsburgh
- 58 Philip Rivers to LaDainian Tomlinson, AFC Divisional, Jan. 14, 2007 vs. N.E.
- 56t Philip Rivers to Darren Sproles, AFC Divisional, Jan. 13, 2008 at Ind.
- 49 Philip Rivers to Keenan Allen, AFC Divisional, Jan. 12, 2014 at Denver

### OPPONENT

- 72t Peyton Manning to Reggie Wayne, AFC Wild Card, Jan. 3, 2009 vs. Ind.
- 55t Peyton Manning to Anthony Gonzalez, AFC Divisional, Jan. 13, 2008 at Ind.
- 51t Steve Young to Ricky Watters, Super Bowl XXIX at Joe Robbie Stadium, Jan. 29, 1995 vs. San Francisco
- 49 Andy Dalton to Marvin Jones, AFC Wild Card, Jan. 5, 2014 at Cin.
- Tom Brady to Reche Caldwell, AFC Divisional, Jan. 14, 2007 vs. N.E.

## FIELD GOALS

### CHARGERS

- 54 John Carney, AFC Wild Card, Dec. 31, 1995 vs. Indianapolis
- 53 Michael Badgley, AFC Wild Card, Jan. 6, 2019 at Baltimore
- 50 Cameron Dicker, AFC Wild Card, Jan. 14, 2023 at Jacksonville
- 47 Michael Badgley, AFC Wild Card, Jan. 6, 2019 at Baltimore
- 42 Nate Kaeding, AFC Divisional, Jan. 11, 2009 at Pittsburgh

### OPPONENT

- 50 Stephen Gotskowski, AFC Divisional, Jan. 14, 2007 vs. New England
- 46 Mike Nugent, AFC Wild Card, Jan. 5, 2014 at Cincinnati
- Jay Feely, AFC Divisional, Jan. 17, 2010 vs. New York Jets
- Adam Vinatieri, AFC Divisional, Jan. 13, 2008 at Indianapolis
- 45 Matt Prater, AFC Divisional, Jan. 12, 2014 at Denver

## PUNTS

### CHARGERS

- 67 Mike Scifres, AFC Wild Card, Jan. 3, 2009 vs. Indianapolis
- 66 Mike Scifres, AFC Divisional, Jan. 13, 2008 at Indianapolis
- 65 Darren Bennett, AFC Wild Card, Dec. 31, 1995 vs. Indianapolis
- 64 John Hadl, AFL Championship, Dec. 26, 1964 at Buffalo
- 62 Mike Scifres, AFC Divisional, Jan. 12, 2014 at Denver

### OPPONENT

- 71 Ray Guy, AFC Championship, Jan. 11, 1981 vs. Oakland
- 67 Tommy Townsend, AFC Wild Card, Jan. 11, 2025 at Houston
- 68 Tom Yewcic, AFL Championship, Jan. 5, 1964 vs. Boston Patriots
- 64 Paul Maguire, AFL Championship, Dec. 26, 1964 at Buffalo
- 63 Hunter Smith, AFC Wild Card, Jan. 3, 2009 vs. Indianapolis

## INTERCEPTION RETURNS

### CHARGERS

- 40 Darren Carrington, AFC Wild Card, Jan. 2, 1993 vs. Kansas City
- 30 Shareece Wright, AFC Wild Card, Jan. 5, 2014 at Cincinnati
- Antonio Cromartie, AFC Divisional, Jan. 13, 2008 at Indianapolis
- 24 Quentin Jammer, AFC Divisional, Jan. 17, 2010 vs. New York Jets
- 17 Drayton Florence, AFC Divisional, Jan. 14, 2007 vs. New England

### OPPONENT

- 54 Derek Stingley Jr., AFC Wild Card, Jan. 11, 2025 at Houston
- 38t Eric Murray, AFC Wild Card, Jan. 11, 2025 at Houston
- 36 Antoine Bethea, AFC Wild Card, Jan. 3, 2009 vs. Indianapolis
- Jason Belser, AFC Wild Card, Dec. 31, 1995 vs. Indianapolis
- 32 Jason Belser, AFC Wild Card, Dec. 31, 1995 vs. Indianapolis

## KICKOFF RETURNS

### CHARGERS

- 98t Andre Coleman, Super Bowl XXIX at Joe Robbie Stadium Jan. 29, 1995 vs. S.F.  
72 Desmond King, AFC Wild Card, Jan. 6, 2019 at Baltimore  
63 Darren Sproles, AFC Divisional, Jan. 11, 2009 at Pittsburgh  
32 Darren Sproles, AFC Wild Card, Jan. 3, 2009 vs. Indianapolis  
Michael Turner, AFC Divisional, Jan. 14, 2007 vs. New England  
Andre Coleman, AFC Championship Jan. 15, 1995 at Pittsburgh

### OPPONENT

- 52 Jamal Agnew, AFC Wild Card, Jan. 14, 2023 at Jacksonville  
42 O.J. McDuffie, AFC Divisional, Jan. 8, 1995 vs. Miami  
37 Trindon Holliday, AFC Divisional, Jan. 12, 2014 at Denver  
T.J. Rushing, AFC Divisional, Jan. 13, 2008 at Indianapolis  
36 Jamal Agnew, AFC Wild Card, Jan. 14, 2023 at Jacksonville  
Brad Smith, AFC Divisional, Jan. 17, 2010 vs. New York Jets

## PUNT RETURNS

### CHARGERS

- 33 Desmond King, AFC Wild Card, Jan. 6, 2019 at Baltimore  
28 Darren Sproles, AFC Wild Card, Jan. 3, 2009 vs. Indianapolis  
14 Eric Parker, AFC Wild Card, Jan. 8, 2005 vs. New York Jets  
Andre Coleman, AFC Divisional, Jan. 8, 1995 vs. Miami  
13 Darren Sproles, AFC Championship Jan. 20, 2008 at New England  
Eric Parker, AFC Divisional, Jan. 14, 2007 vs. New England

### OPPONENT

- 67t Santonio Holmes, AFC Divisional, Jan. 11, 2009 at Pittsburgh  
47 Eric Decker, AFC Divisional, Jan. 12, 2014 at Denver  
46 Ray Buchanan, AFC Wild Card, Dec. 31, 1995 vs. Indianapolis  
25 Jerricho Cotchery, AFC Divisional, Jan. 17, 2010 vs. New York Jets  
22 T.J. Rushing, AFC Divisional, Jan. 13, 2008 at Indianapolis

## FUMBLE RETURNS

### CHARGERS

- 13 Richard Marshall, AFC Wild Card, Jan. 5, 2014 at Cincinnati  
5 Derwin James Jr., AFC Wild Card, Jan. 11, 2025 at Houston  
1 Richard Marshall, AFC Divisional, Jan. 12, 2014 at Denver

### OPPONENT

- 12 C.J. Mosley, AFC Wild Card, Jan. 6, 2019 at Baltimore

***LEAGUE***

***STATS***

# 2025 NATIONAL FOOTBALL LEAGUE

## TEAM OFFENSIVE TOTALS

CATEGORY	BAL	BUF	CIN	CLE	DEN	HOU	IND	JAX	KC	LAC	LV
GAMES (W-L-T)	1-1-0	2-0-0	2-0-0	0-2-0	1-1-0	0-1-0	2-0-0	1-1-0	0-2-0	1-0-0	1-0-0
FIRST DOWNS	33	54	35	39	43	18	53	40	35	22	21
Rushing	12	21	8	12	12	8	17	15	17	6	3
Passing	18	27	24	23	20	7	30	24	16	16	17
Penalty	3	6	3	4	11	3	6	1	2	0	1
YDS GAINED (tot)	674	900	491	649	641	265	891	778	641	394	389
Avg per Game	337.0	450.0	245.5	324.5	320.5	265.0	445.5	389.0	320.5	394.0	389.0
RUSHING (net)	283	332	94	164	269	114	323	339	219	90	56
Avg per Game	141.5	166.0	47.0	82.0	134.5	114.0	161.5	169.5	109.5	90.0	56.0
Rushes	50	74	40	46	54	27	72	59	43	25	24
Yards per Rush	5.7	4.5	2.4	3.6	5.0	4.2	4.5	5.8	5.1	3.6	2.3
PASSING (net)	391	568	397	485	372	151	568	439	422	304	333
Avg per Game	195.5	284.0	198.5	242.5	186.0	151.0	284.0	219.5	211.0	304.0	333.0
Attempts	48	73	68	93	70	27	63	73	68	34	34
Completions	33	48	42	59	47	19	45	43	40	25	24
Completion Pct	68.8%	65.8%	61.8%	63.4%	67.1%	70.4%	71.4%	58.9%	58.8%	73.5%	70.6%
Yards Gained	434	574	430	508	382	188	588	449	445	318	362
Sacked	5	2	6	4	1	3	2	1	4	3	4
Yards Lost	43	6	33	23	10	37	20	10	23	14	29
Had Intercepted	0	0	3	3	3	1	0	3	1	0	1
Yards Opp Ret	0	0	73	70	16	0	0	14	41	0	1
Opp TDs on Int	0	0	0	0	0	0	0	0	0	0	0
PUNTS	8	7	9	8	6	4	0	4	6	2	5
Avg Yards	51.4	41.1	53.6	40.0	46.3	52.0	0.0	51.5	49.0	53.0	49.8
PUNT RETURNS	2	5	2	4	4	2	2	3	4	0	1
Avg Return	14.5	4.4	17.0	10.3	11.8	10.0	2.0	8.7	12.3	0.0	13.0
Returned for TD	0	0	0	0	0	0	0	0	0	0	0
KICKOFF RETURNS	9	9	9	9	8	1	6	6	9	3	3
Avg Return	27.3	26.7	24.9	22.1	25.5	11.0	27.8	22.2	26.9	22.3	32.0
Returned for TD	0	0	0	0	0	0	0	0	0	0	0
PENALTIES	13	11	10	13	14	11	15	17	16	6	9
Yards Penalized	79	107	62	95	128	80	113	148	116	49	77
FUMBLES BY	3	2	0	1	2	1	0	1	2	1	0
Fumbles Lost	1	0	0	1	2	1	0	0	0	0	0
Opp Fumbles	2	5	1	1	2	2	1	1	2	1	1
Opp Fumbles Lost	1	2	0	0	2	1	1	1	0	0	0
POSS. TIME (avg)	26:41	36:35	25:30	33:49	29:55	31:25	35:25	32:06	27:21	32:44	29:55
TOUCHDOWNS	10	8	6	4	6	0	5	5	4	3	2
Rushing	3	6	2	1	2	0	3	1	2	0	1
Passing	6	2	4	3	4	0	2	4	2	3	1
Returns	1	0	0	0	0	0	0	0	0	0	0
EXTRA POINT KICKS	9/10	5/5	6/6	3/4	6/6	0/0	5/5	5/5	2/3	3/3	2/2
2-PT CONVERSIONS	0/0	0/3	0/0	0/0	0/0	0/0	0/0	0/0	0/1	0/0	0/0
FIELD GOALS MADE/ATTEMPTED	4/4	6/6	2/2	2/3	2/3	3/3	9/9	6/6	4/5	2/2	2/3
POINTS SCORED	81	71	48	33	48	9	62	53	38	27	20

# 2025 NATIONAL FOOTBALL LEAGUE

## TEAM DEFENSIVE TOTALS

CATEGORY	BAL	BUF	CIN	CLE	DEN	HOU	IND	JAX	KC	LAC	LV
POINTS ALLOWED	58	50	43	58	41	14	36	41	47	21	13
OPP FIRST DOWNS	46	30	43	25	33	18	35	39	38	18	18
Rushing	16	15	10	5	8	3	10	10	15	8	2
Passing	28	13	28	17	21	13	20	25	20	9	15
Penalty	2	2	5	3	4	2	5	4	3	1	1
OPP YARDS GAINED (tot)	819	586	727	383	606	296	535	605	610	347	336
Avg per Game	409.5	293.0	363.5	191.5	303.0	296.0	267.5	302.5	305.0	347.0	336.0
OPP RUSHING (net)	223	338	188	91	238	72	196	161	212	98	60
Avg per Game	111.5	169.0	94.0	45.5	119.0	72.0	98.0	80.5	106.0	98.0	60.0
Rushes	53	50	51	44	53	25	36	42	59	17	18
Yards per Rush	4.2	6.8	3.7	2.1	4.5	2.9	5.4	3.8	3.6	5.8	3.3
OPP PASSING (net)	596	248	539	292	368	224	339	444	398	249	276
Avg per Game	298.0	124.0	269.5	146.0	184.0	224.0	169.5	222.0	199.0	249.0	276.0
Pass Attempts	94	41	87	52	62	29	61	80	56	39	46
Pass Completions	61	24	55	33	35	21	41	46	40	24	30
Completion Pct	64.9%	58.5%	63.2%	63.5%	56.5%	72.4%	67.2%	57.5%	71.4%	61.5%	65.2%
Yards Gained	612	292	561	338	428	245	352	471	419	258	287
Sacked	3	6	3	6	7	3	3	4	5	2	4
Yards Lost	16	44	22	46	60	21	13	27	21	9	11
INTERCEPTED BY	1	0	4	0	0	0	3	5	0	0	1
Yards Returned	61	0	13	0	0	0	20	73	0	0	0
Returned for TD	0	0	0	0	0	0	0	0	0	0	0
OPP PUNT RETURNS	2	2	5	2	3	2	0	3	1	2	2
Avg Return	0.0	8.5	12.0	23.0	5.3	10.5	0.0	3.7	14.0	3.5	8.0
Returned for TD	0	0	0	0	0	0	0	0	0	0	0
OPP KICKOFF RETURNS	12	13	8	6	9	2	12	8	6	5	4
Avg Return	23.9	26.2	25.8	24.8	31.6	30.0	24.3	24.6	22.7	29.4	27.8
Returned for TD	0	0	0	0	0	0	0	0	0	0	0
OPP TOUCHDOWNS	7	6	5	7	2	2	5	5	5	2	1
Rushing	3	3	1	1	1	1	1	1	2	1	0
Passing	4	3	4	5	1	1	4	4	3	1	1
Returns	0	0	0	1	0	0	0	0	0	0	0

# 2025 NATIONAL FOOTBALL LEAGUE

## TEAM OFFENSIVE TOTALS

CATEGORY	MIA	NE	NYJ	PIT	TEN	ARI	ATL	CAR	CHI	DAL	DET
GAMES (W-L-T)	0-2-0	1-1-0	0-2-0	1-1-0	0-2-0	2-0-0	1-1-0	0-2-0	0-2-0	1-1-0	1-1-0
FIRST DOWNS	28	36	34	32	25	35	42	41	39	54	41
Rushing	4	10	18	8	9	10	16	9	14	15	12
Passing	24	24	14	20	15	21	21	27	21	27	28
Penalty	0	2	2	4	1	4	5	5	4	12	1
YDS GAINED (tot)	569	669	548	538	385	569	684	607	656	785	757
Avg per Game	284.5	334.5	274.0	269.0	192.5	284.5	342.0	303.5	328.0	392.5	378.5
RUSHING (net)	139	182	282	125	180	228	287	162	253	254	223
Avg per Game	69.5	91.0	141.0	62.5	90.0	114.0	143.5	81.0	126.5	127.0	111.5
Rushes	27	47	60	41	47	49	67	44	53	50	52
Yards per Rush	5.2	3.9	4.7	3.1	3.8	4.7	4.3	3.7	4.8	5.1	4.3
PASSING (net)	430	487	266	413	205	341	397	445	403	531	534
Avg per Game	215.0	243.5	133.0	206.5	102.5	170.5	198.5	222.5	201.5	265.5	267.0
Attempts	63	69	44	65	61	54	63	90	68	86	67
Completions	45	49	26	42	31	38	40	53	42	59	54
Completion Pct	71.4%	71.0%	59.1%	64.6%	50.8%	70.4%	63.5%	58.9%	61.8%	68.6%	80.6%
Yards Gained	461	517	301	459	287	383	433	482	444	549	559
Sacked	8	7	5	7	11	6	4	4	6	3	4
Yards Lost	31	30	35	46	82	42	36	37	41	18	25
Had Intercepted	3	1	0	2	0	1	0	3	1	1	1
Yards Opp Ret	40	0	0	28	0	0	0	4	0	0	0
Opp TDs on Int	0	0	0	0	0	0	0	0	0	0	0
PUNTS	3	8	9	8	13	6	6	4	10	6	6
Avg Yards	43.3	47.5	48.2	51.4	49.6	51.8	46.2	45.3	47.8	46.3	48.2
PUNT RETURNS	2	3	3	0	3	4	2	3	6	1	5
Avg Return	46.5	8.0	10.0	0.0	16.3	14.8	14.5	4.0	8.8	2.0	7.6
Returned for TD	1	0	0	0	0	0	0	0	0	0	0
KICKOFF RETURNS	13	10	14	10	9	7	6	7	12	14	7
Avg Return	22.9	28.2	27.1	24.3	25.2	22.9	24.3	22.3	28.3	22.1	23.4
Returned for TD	0	1	0	0	0	0	0	0	0	0	0
PENALTIES	13	20	12	6	23	21	13	11	20	16	10
Yards Penalized	80	145	109	41	193	150	84	118	177	148	68
FUMBLES BY	1	2	4	2	3	0	2	2	3	2	0
Fumbles Lost	1	0	2	0	3	0	1	2	2	1	0
Opp Fumbles	1	0	3	1	3	1	4	0	0	1	2
Opp Fumbles Lost	0	0	0	1	2	1	2	0	0	0	1
POSS. TIME (avg)	23:46	31:55	28:11	27:00	29:06	30:16	35:52	31:08	31:17	28:50	32:53
TOUCHDOWNS	4	5	5	5	1	5	3	4	6	6	8
Rushing	0	1	3	0	0	1	2	0	2	4	2
Passing	3	3	2	5	1	3	1	4	3	2	6
Returns	1	1	0	0	0	1	0	0	1	0	0
EXTRA POINT KICKS	3/3	2/4	3/3	4/4	1/1	5/5	3/3	2/2	6/6	6/6	8/8
2-PT CONVERSIONS	1/1	1/1	0/2	1/1	0/0	0/0	0/0	0/2	0/0	0/0	0/0
FIELD GOALS MADE/ATTEMPTED	2/2	4/5	3/3	5/5	8/8	4/5	7/8	2/2	1/2	6/6	3/4
POINTS SCORED	35	46	42	51	31	47	42	32	45	60	65

# 2025 NATIONAL FOOTBALL LEAGUE

## TEAM DEFENSIVE TOTALS

CATEGORY	MIA	NE	NYJ	PIT	TEN	ARI	ATL	CAR	CHI	DAL	DET
POINTS ALLOWED	66	47	64	63	53	35	29	53	79	61	48
OPP FIRST DOWNS	45	37	44	44	42	47	26	35	39	42	33
Rushing	19	4	14	21	13	9	8	15	16	20	11
Passing	23	32	23	22	21	31	17	19	20	21	19
Penalty	3	1	7	1	8	7	1	1	3	1	3
OPP YARDS GAINED (tot)	751	747	674	789	756	667	458	671	765	808	605
Avg per Game	375.5	373.5	337.0	394.5	378.0	333.5	229.0	335.5	382.5	404.0	302.5
OPP RUSHING (net)	278	117	277	299	300	156	179	282	297	242	212
Avg per Game	139.0	58.5	138.5	149.5	150.0	78.0	89.5	141.0	148.5	121.0	106.0
Rushes	69	39	63	68	55	41	42	54	56	59	52
Yards per Rush	4.0	3.0	4.4	4.4	5.5	3.8	4.3	5.2	5.3	4.1	4.1
OPP PASSING (net)	473	630	397	490	456	511	279	389	468	566	393
Avg per Game	236.5	315.0	198.5	245.0	228.0	255.5	139.5	194.5	234.0	283.0	196.5
Pass Attempts	52	66	57	55	73	101	53	56	48	64	55
Pass Completions	41	50	37	38	48	62	28	36	36	49	37
Completion Pct	78.9%	75.8%	64.9%	69.1%	65.8%	61.4%	52.8%	64.3%	75.0%	76.6%	67.3%
Yards Gained	502	677	424	513	474	542	325	398	477	602	422
Sacked	4	9	5	3	2	4	7	1	3	4	4
Yards Lost	29	47	27	23	18	31	46	9	9	36	29
INTERCEPTED BY	0	2	0	2	3	1	2	2	1	1	1
Yards Returned	0	21	0	43	16	4	0	10	74	0	0
Returned for TD	0	0	0	0	0	0	0	0	1	0	0
OPP PUNT RETURNS	1	3	4	4	6	3	4	2	7	3	5
Avg Return	8.0	35.3	5.5	12.3	10.2	10.0	15.0	18.0	12.4	12.7	9.6
Returned for TD	0	1	0	0	0	0	0	0	0	0	0
OPP KICKOFF RETURNS	7	9	8	12	6	10	9	6	7	8	10
Avg Return	28.3	24.9	26.5	28.3	27.0	24.1	24.0	19.8	25.9	24.1	25.4
Returned for TD	1	0	0	0	0	0	0	0	0	0	0
OPP TOUCHDOWNS	7	5	7	8	6	4	3	5	10	7	6
Rushing	3	1	3	4	3	1	0	2	3	4	2
Passing	3	3	4	3	3	3	3	2	7	3	4
Returns	1	1	0	1	0	0	0	1	0	0	0

# 2025 NATIONAL FOOTBALL LEAGUE

## TEAM OFFENSIVE TOTALS

CATEGORY	GB	LAR	MIN	NO	NYG	PHI	SEA	SF	TB	WAS	NFL/Avg
GAMES (W-L-T)	2-0-0	2-0-0	1-1-0	0-2-0	0-2-0	2-0-0	1-1-0	2-0-0	1-0-0	1-1-0	---
FIRST DOWNS	36	40	24	42	39	36	35	47	16	40	36.1
Rushing	10	11	9	11	10	23	14	12	5	14	11.7
Passing	22	25	12	24	24	10	19	30	10	21	20.7
Penalty	4	4	3	7	5	3	2	5	1	5	3.7
YDS GAINED (tot)	670	735	452	622	737	518	625	728	260	662	609.0
Avg per Game	335.0	367.5	226.0	311.0	368.5	259.0	312.5	364.0	260.0	331.0	324.8
RUSHING (net)	213	221	198	228	158	280	201	196	101	271	208.3
Avg per Game	106.5	110.5	99.0	114.0	79.0	140.0	100.5	98.0	101.0	135.5	111.1
Rushes	55	50	45	52	44	72	55	62	23	51	48.8
Yards per Rush	3.9	4.4	4.4	4.4	3.6	3.9	3.7	3.2	4.4	5.3	4.3
PASSING (net)	457	514	254	394	579	238	424	532	159	391	400.8
Avg per Game	228.5	257.0	127.0	197.0	289.5	119.0	212.0	266.0	159.0	195.5	213.7
Attempts	53	62	41	80	78	45	56	74	32	72	61.7
Completions	35	44	24	52	47	34	38	52	17	43	40.3
Completion Pct	66.0%	71.0%	58.5%	65.0%	60.3%	75.6%	67.9%	70.3%	53.1%	59.7%	65.4%
Yards Gained	480	543	301	421	618	253	445	556	167	433	430.3
Sacked	2	4	9	4	5	3	3	4	1	7	4.4
Yards Lost	23	29	47	27	39	15	21	24	8	42	29.6
Had Intercepted	0	1	3	0	1	0	2	2	0	0	1.2
Yards Opp Ret	0	0	74	0	0	0	43	7	0	0	12.8
Opp TDs on Int	0	0	1	0	0	0	0	0	0	0	0.0
PUNTS	7	8	11	8	9	8	9	6	4	9	6.8
Avg Yards	53.9	45.6	48.8	46.6	46.9	52.5	48.2	44.8	51.3	48.0	48.3
PUNT RETURNS	6	4	7	4	6	1	3	5	1	5	3.2
Avg Return	5.5	8.8	10.6	10.3	10.3	14.0	14.0	8.0	54.0	10.0	10.9
Returned for TD	0	0	0	0	0	0	0	0	0	0	0.0
KICKOFF RETURNS	4	5	11	8	8	5	7	4	3	6	7.6
Avg Return	24.0	28.0	24.4	26.3	25.3	20.2	27.4	21.8	27.0	31.5	25.2
Returned for TD	0	0	0	0	0	0	0	0	0	0	0.0
PENALTIES	14	11	16	20	20	15	6	14	5	17	13.7
Yards Penalized	117	89	100	134	195	158	40	101	60	119	108.8
FUMBLES BY	0	3	4	2	2	1	3	3	0	0	1.6
Fumbles Lost	0	1	2	1	0	0	2	1	0	0	0.8
Opp Fumbles	0	2	2	2	1	2	1	5	1	1	1.6
Opp Fumbles Lost	0	2	2	1	0	1	0	3	0	0	0.8
POSS. TIME (avg)	28:31	29:14	25:18	27:45	29:10	33:43	26:40	34:22	24:48	28:31	30:00
TOUCHDOWNS	6	6	3	4	4	5	5	5	3	5	4.7
Rushing	2	3	1	1	1	5	2	0	0	2	1.7
Passing	4	3	2	3	3	0	2	5	3	3	2.9
Returns	0	0	0	0	0	0	1	0	0	0	0.2
EXTRA POINT KICKS	6/6	5/6	1/1	4/4	4/4	5/5	5/5	4/5	2/3	4/4	94.2%
2-PT CONVERSIONS	0/0	0/0	1/2	0/0	0/0	0/0	0/0	0/0	0/0	1/1	35.7%
FIELD GOALS MADE/ATTEMPTED	4/5	2/2	4/4	2/4	5/5	3/3	3/4	3/5	1/2	1/3	86.5%
POINTS SCORED	54	47	33	34	43	44	44	43	23	39	43.4

# 2025 NATIONAL FOOTBALL LEAGUE

## TEAM DEFENSIVE TOTALS

CATEGORY	GB	LAR	MIN	NO	NYG	PHI	SEA	SF	TB	WAS	NFL/Avg
POINTS ALLOWED	31	28	46	46	61	37	34	34	20	33	43.4
OPP FIRST DOWNS	31	36	39	42	57	39	37	35	23	39	36.1
Rushing	5	15	19	10	19	16	13	12	4	10	11.7
Passing	23	17	15	26	29	16	21	18	16	23	20.7
Penalty	3	4	5	6	9	7	3	5	3	6	3.7
OPP YARDS GAINED (tot)	476	517	643	620	910	601	651	537	358	635	609.0
Avg per Game	238.0	258.5	321.5	310.0	455.0	300.5	325.5	268.5	358.0	317.5	324.8
OPP RUSHING (net)	97	223	337	223	355	240	191	205	69	209	208.3
Avg per Game	48.5	111.5	168.5	111.5	177.5	120.0	95.5	102.5	69.0	104.5	111.1
Rushes	41	53	65	53	60	48	57	56	28	53	48.8
Yards per Rush	2.4	4.2	5.2	4.2	5.9	5.0	3.4	3.7	2.5	3.9	4.3
OPP PASSING (net)	379	294	306	397	555	361	460	332	289	426	400.8
Avg per Game	189.5	147.0	153.0	198.5	277.5	180.5	230.0	166.0	289.0	213.0	213.7
Pass Attempts	81	60	56	68	82	63	70	57	42	68	61.7
Pass Completions	55	38	34	47	57	37	46	41	27	36	40.3
Completion Pct	67.9%	63.3%	60.7%	69.1%	69.5%	58.7%	65.7%	71.9%	64.3%	52.9%	65.4%
Yards Gained	425	363	345	442	594	375	492	357	298	460	430.3
Sacked	8	8	5	8	6	2	4	4	1	4	4.4
Yards Lost	46	69	39	45	39	14	32	25	9	34	29.6
INTERCEPTED BY	1	1	0	0	1	1	4	0	0	0	1.2
Yards Returned	0	0	0	0	0	41	35	0	0	0	12.8
Returned for TD	0	0	0	0	0	0	0	0	0	0	0.0
OPP PUNT RETURNS	5	4	4	4	3	2	4	3	2	6	3.2
Avg Return	13.8	14.3	9.3	7.8	0.7	21.0	9.8	11.7	14.5	4.2	10.9
Returned for TD	0	0	0	0	0	0	0	0	0	0	0.0
OPP KICKOFF RETURNS	8	6	5	5	12	9	6	5	5	4	7.6
Avg Return	27.4	15.7	29.2	24.0	24.6	21.8	19.7	28.2	25.0	24.5	25.2
Returned for TD	0	0	0	0	0	0	0	0	0	0	0.0
OPP TOUCHDOWNS	3	1	4	5	7	4	3	4	2	3	4.7
Rushing	0	0	2	0	4	3	0	1	1	1	1.7
Passing	3	1	1	5	3	1	3	3	1	2	2.9
Returns	0	0	1	0	0	0	0	0	0	0	0.2

# 2025 NATIONAL FOOTBALL LEAGUE

## AFC TEAM RANKINGS

TEAM	OFFENSE			DEFENSE		
	TOTAL	RUSH	PASS	TOTAL	RUSH	PASS
BAL	6	4	12	16	10	15
BUF	*1	2	3t	3	16	*1
CIN	15	16	11	11	6	13
CLE	8	12	6	*1	*1	2
DEN	9t	6	13	6	11	4
HOU	14	7	14	4	4	8
IND	2	3	3t	2	7t	3
JAX	4t	*1	7	5	5	7
KC	9t	8	9	7	9	6
LAC	3	10t	2	10	7t	12
LV	4t	15	*1	8	3	14
MIA	11	13	8	13	13	10
NE	7	9	5	12	2	16
NYJ	12	5	15	9	12	5
PIT	13	14	10	15	14	11
TEN	16	10t	16	14	15	9

## NFC TEAM RANKINGS

TEAM	OFFENSE			DEFENSE		
	Total	Rush	Pass	Total	Rush	Pass
ARI	13	6t	13	11	3	13
ATL	6	1	10	1	4	1
CAR	12	15	7	12	13	7
CHI	9	5	9	14	14	12
DAL	1	4	4	15	12	15
DET	2	8	2	6	8	8
GB	7	10	6	2	1	6
LAR	4	9	5	3	9t	2
MIN	16	13	15	9	15	3
NO	11	6t	11	7	9t	9
NYG	3	16	1	16	16	14
PHI	15	2	16	5	11	5
SEA	10	12	8	10	5	11
SF	5	14	3	4	6	4
TB	14	11	14	13	2	16
WAS	8	3	12	8	7	10

t = Tied for position

\* = League Leader

# 2025 NATIONAL FOOTBALL LEAGUE

## NFL TEAM RANKINGS

TEAM	OFFENSE			DEFENSE		
	TOTAL	RUSH	PASS	TOTAL	RUSH	PASS
ARI	23t	12t	26	18	7	25
ATL	11	4	20t	2	9	2
BAL	12	5	23t	31	18t	31
BUF	*1	2	4t	7	31	*1
CAR	22	27	13	19	26	11
CHI	16	11	19	28	27	21
CIN	30	32	20t	24	10	26
CLE	17	26	11	*1	*1	3
DAL	4	10	8	30	23	29
DEN	18t	9	25	12	21	9
DET	7	15	6	10t	16t	12
GB	13	18	12	3	2	10
HOU	27	12t	28	8	6	18
IND	2	3	4t	5	12t	7
JAX	5t	*1	14	10t	8	17
KC	18t	17	17	13	16t	15
LAC	3	24t	2	22	12t	24
LAR	9	16	9	4	18t	4
LV	5t	31	*1	20	4	27
MIA	23t	29	15	26	25	22
MIN	31	21	30	16	30	5
NE	14	23	10	25	3	32
NO	21	12t	22	14	18t	13t
NYG	8	28	3	32	32	28
NYJ	25	6	29	21	24	13t
PHI	29	7	31	9	22	8
PIT	26	30	18	29	28	23
SEA	20	20	16	17	11	20
SF	10	22	7	6	14	6
TB	28	19	27	23	5	30
TEN	32	24t	32	27	29	19
WAS	15	8	23t	15	15	16

t = Tied for position

\* = League Leader

# 2025 NATIONAL FOOTBALL LEAGUE

## AFC TEAM OFFENSE RANK

TEAM	(A)	(B)	(C)	(D)	(E)	(F)	(G)	(H)	(I)	(J)	(K)	(L)	(M)	(N)	(O)	(P)	(Q)
BAL	6	1	4	2	12	5	1t	10	13	10	1t	4	4	5t	2	1	1t
BUF	1	5	2	7	3t	4	1t	3	1	9	1t	13	7	14	12	2	1t
CIN	15	15	16	15	11	12	15	7t	10t	3t	1t	2	10	1	10	7t	1t
CLE	8	14	12	13	6	15	11	5	7	2	12t	8	15	15	15	14	14t
DEN	9t	10	6	5	13	13	14	2	4	8	16	7	8	12	6	7t	14t
HOU	14	13	7	9	14	14	12	12	8t	16	1t	9t	16	3	4	16	1t
IND	2	2	3	8	3t	2	1t	4	2	3t	11	14	3	16	16	3	1t
JAX	4t	6	1	1	7	8	13	1	6	6	10	11	14	4	3	5	1t
KC	9t	8	8	4	9	9	8	6	10t	13	8	6	6	9	5	12	12t
LAC	3	3	10t	12	2	3	1t	7t	3	1	1t	15t	13	2	1	4	1t
LV	4t	4	15	16	1	1	9	14	5	11	1t	5	1	7	13	11	14t
MIA	11	7	13	3	8	7	16	15	15	5	15	1	12	13	11	13	1t
NE	7	9	9	10	5	6	7	9	8t	7	1t	12	2	11	14	9	12t
NYJ	12	11	5	6	15	11	1t	13	12	14	9	9t	5	10	7	10	1t
PIT	13	12	14	14	10	10	10	11	14	12	12t	15t	11	5t	9	6	1t
TEN	16	16	10t	11	16	16	1t	16	16	15	12t	3	9	8	8	15	1t

## AFC TEAM DEFENSE RANK

TEAM	(A)	(B)	(C)	(D)	(E)	(F)	(G)	(H)	(I)	(J)	(K)	(L)	(M)	(N)	(O)	(P)	(Q)	(R)	(S)
BAL	16	10	10	9	15	10	8	15	16	9	5t	1t	2	1	3	12t	7t	2	12
BUF	3	14	16	16	1	2	9t	1	2	1	9t	9	8	11	12t	10	7t	3	2
CIN	11	6	6	6	13	7	3	14	12	14	5t	12	7	8	2	7	4t	8	14
CLE	1	1	1	1	2	1	9t	3	1	6	9t	15	5	14	15	12t	7t	15	3
DEN	6	4	11	12	4	5	9t	4	3	3	1	5	16	12	9	4t	7t	7	7
HOU	4	7	4	2	8	13	9t	5	5t	16	9t	11	15	4t	4	2	1t	11	9
IND	2	8	7t	13	3	4	2	13	4	12	5t	1t	3	4t	12t	3	1t	1	1
JAX	5	2	5	7	7	3	1	12	10	13	2t	4	4	13	16	4t	7t	5t	4
KC	7	5	9	5	6	12	9t	6	9	10	9t	14	1	15	14	8t	7t	10	8
LAC	10	12	7t	15	12	8	9t	11	5t	4	9t	3	14	2	6	6	7t	5t	6
LV	8	3	3	4	14	6	7	8	5t	2	9t	7t	11	3	5	1	3	4	5
MIA	13	13	13	8	10	15	9t	9	15	15	9t	7t	13	16	1	16	7t	16	13
NE	12	16	2	3	16	14	6	2	8	7	2t	16	6	9	7	8t	6	9	10
NYJ	9	9	12	10	5	11	9t	7	13t	5	9t	6	9	7	10	15	7t	13t	11
PIT	15	15	14	11	11	16	5	10	13t	11	5t	13	12	6	11	14	4t	12	15
TEN	14	11	15	14	9	9	4	16	11	8	2t	10	10	10	8	11	7t	13t	16

- |                                      |  |
|--------------------------------------|--|
| (A) Total Yards per Game             | (K) Fourth Down Efficiency                                     |
| (B) Total Yards per Play             | (L) Punt Return Average  |
| (C) Rushing Yards per Game           | (M) Kickoff Return Average                                     |
| (D) Rushing Yards per Attempt        | (N) Gross Punting Average                                      |
| (E) Passing Net Yards per Game       | (O) Net Punting Average  |
| (F) Passing Net Yards per Play       | (P) Points per Game  |
| (G) Passing, Percent Had Intercepted | (Q) Field Goal Percentage                                      |
| (H) Sacks per Pass Play              | (R) Points per Game Differential (combined offense/defense)    |
| (I) First Downs per Game             | (S) Net Yards per Game Differential (combined offense/defense) |
| (J) Third Down Efficiency            |  |

# 2025 NATIONAL FOOTBALL LEAGUE

## NFC TEAM OFFENSE RANK

TEAM	(A)	(B)	(C)	(D)	(E)	(F)	(G)	(H)	(I)	(J)	(K)	(L)	(M)	(N)	(O)	(P)	(Q)
ARI	13	7	6t	4	13	9	12	15	13t	7t	1t	2	12	3	1	4t	8t
ATL	6	10	1	10	10	8	1t	9	3t	9t	7	3	9	13	15	12	7
CAR	12	15	15	13	7	15	14	4	5t	6	8t	15	13	15	14	16	1t
CHI	9	9	5	3	9	10	9	13	9t	9t	16	10	2	9	12	7	13t
DAL	1	5	4	2	4	7	7	2	1	1	8t	16	14	12	11	2	1t
DET	2	2	8	9	2	3	10	8	5t	12t	6	13	11	7	10	1	10t
GB	7	3	10	12	6	1	1t	3	11t	7t	8t	14	10	1	8	3	8t
LAR	4	1	9	5	5	2	11	11	7t	5	1t	11	3	14	16	4t	1t
MIN	16	12	13	6	15	11	16	16	16	16	8t	6	8	5	2	15	1t
NO	11	14	6t	8	11	16	1t	5	3t	12t	8t	8	6	11	9	14	13t
NYG	3	4	16	15	1	5	8	10	9t	14t	8t	7	7	10	6	10t	1t
PHI	15	16	2	11	16	12	1t	12	11t	4	1t	4t	16	2	3	8t	1t
SEA	10	6	12	14	8	4	15	6	13t	11	8t	4t	4	6	7	8t	10t
SF	5	8	14	16	3	6	13	7	2	2	1t	12	15	16	13	10t	12
TB	14	13	11	7	14	14	1t	1	15	3	1t	1	5	4	4	6	13t
WAS	8	11	3	1	12	13	1t	14	7t	14t	15	9	1	8	5	13	16

## NFC TEAM DEFENSE RANK

TEAM	(A)	(B)	(C)	(D)	(E)	(F)	(G)	(H)	(I)	(J)	(K)	(L)	(M)	(N)	(O)	(P)	(Q)	(R)	(S)
ARI	11	4	3	5	13	4	11	13	15	7	9t	7	7	9	5	7	5t	5	12
ATL	1	3	4	11	1	3	2	2	1	12	9t	14	5t	12	13	2	5t	4	1
CAR	12	13	13	14	7	14	3	16	4t	8	13t	15	3	16	16	13	12t	15	10
CHI	14	16	14	15	12	16	4	9t	8t	1	13t	9	13	7	10	16	5t	16	13
DAL	15	15	12	8	15	15	8	9t	12t	16	5t	10	8	4	11	14t	12t	11	8
DET	6	12	8	7	8	12	5	7	3	13t	3t	5	12	15	14	12	12t	3	5
GB	2	1	1	1	6	1	9	4	2	3	8	11	14	5	8	3	1	1	3
LAR	3	2	9t	9t	2	2	6	1	6	4t	13t	12	1	11	12	1	12t	2	2
MIN	9	10	15	13	3	5	12t	5	8t	4t	1t	4	16	1	2	10t	11	13	15
NO	7	6	9t	9t	9	6	12t	3	12t	15	1t	3	5t	2	6	10t	9t	12	7
NYG	16	14	16	16	14	11	10	6	16	9t	13t	1	10	8	4	14t	12t	14	14
PHI	5	11	11	12	5	8	7	14	8t	13t	5t	16	4	14	15	8	5t	8	11
SEA	10	7	5	3	11	10	1	12	7	11	11t	6	2	13	9	5t	2t	6	9
SF	4	5	6	4	4	7	12t	8	4t	4t	5t	8	15	6	7	5t	2t	7	4
TB	13	8	2	2	16	13	12t	15	14	9t	11t	13	11	3	1	9	2t	9t	16
WAS	8	9	7	6	10	9	12t	11	8t	2	3t	2	9	10	3	4	9t	9t	6

- (A) Total Yards per Game
- (B) Total Yards per Play
- (C) Rushing Yards per Game
- (D) Rushing Yards per Attempt
- (E) Passing Net Yards per Game
- (F) Passing Net Yards per Play
- (G) Passing, Percent Had Intercepted
- (H) Sacks per Pass Play
- (I) First Downs per Game
- (J) Third Down Efficiency

- (K) Fourth Down Efficiency
- (L) Punt Return Average
- (M) Kickoff Return Average
- (N) Gross Punting Average
- (O) Net Punting Average
- (P) Points per Game
- (Q) Field Goal Percentage
- (R) Points per Game Differential (combined offense/defense)
- (S) Net Yards per Game Differential (combined offense/defense)

# 2025 NATIONAL FOOTBALL LEAGUE

## NFL TEAM OFFENSE RANK

TEAM	(A)	(B)	(C)	(D)	(E)	(F)	(G)	(H)	(I)	(J)	(K)	(L)	(M)	(N)	(O)	(P)	(Q)
BAL	12	1	5	2	23t	8	1t	24	27	20	1t	6t	8	8t	2	1	1t
BUF	1	8	2	11	4t	6	1t	3	1t	15	1t	27	12	30	25	2	1t
CIN	30	31	32	31	20t	22	30	19t	22t	8t	1t	3	17	2	15	10t	1t
CLE	17	28	26	28	11	26	24	8	15t	7	19t	15t	29	31	31	28t	25t
DEN	18t	19	9	7	25	23	29	2	6	14	31t	12	14	23t	10	10t	25t
HOU	27	25	12t	19	28	25	27	26t	18t	32	1t	17t	32	5	5	32	1t
IND	2	2	3	12	4t	2	1t	5	3	8t	18	29t	6	32	32	4	1t
JAX	5t	9	1	1	14	15	28	1	12t	11	17	22	27	7	3	8	1t
KC	18t	13	17	5	17	17	16t	13	22t	26	13	11	11	13	6	25	19t
LAC	3	3	24t	26	2	4	1t	19t	5	1	1t	31t	25	3	1	6t	1t
LV	5t	5	31	32	1	1	22	29	7t	21	1t	10	1	11	26	23	25t
MIA	23t	10	29	4	15	13	31	30	30	10	30	2	24	29	19	26	1t
NE	14	15	23	22	10	12	15	23	18t	13	1t	23t	4	20	30	14t	19t
NYJ	25	22	6	9	29	21	1t	28	26	30	14t	17t	9	15t	11	21t	1t
PIT	26	23	30	30	18	18	23	25	28t	23t	19t	31t	20	8t	14	9	1t
TEN	32	32	24t	23	32	32	1t	31	31	31	19t	4	16	12	12	31	1t
ARI	23t	16	12t	10	26	19	20	26t	22t	16t	1t	5	23	6	4	12t	19t
ATL	11	20	4	18	20t	16	1t	15	7t	18t	16	6t	19	25	28	21t	18
CAR	22	29	27	24	13	30	25	9	10t	12	19t	28	26	27	27	30	1t
CHI	16	18	11	8	19	20	16t	19t	15t	18t	31t	20	3	19	23	16	29t
DAL	4	12	10	6	8	14	13	6	1t	2	19t	29t	28	23t	22	5	1t
DET	7	6	15	17	6	7	18	14	10t	23t	14t	25	22	17	21	3	23t
GB	13	7	18	21	12	3	1t	7	18t	16t	19t	26	21	1	18	6t	19t
LAR	9	4	16	13	9	5	19	17	12t	6	1t	21	5	26	29	12t	1t
MIN	31	24	21	14	30	24	32	32	32	29	19t	13	18	14	7	28t	1t
NO	21	27	12t	16	22	31	1t	10	7t	23t	19t	15t	13	22	20	27	29t
NYG	8	11	28	27	3	10	14	16	15t	27t	19t	14	15	21	16	19t	1t
PHI	29	30	7	20	31	27	1t	18	18t	5	1t	8t	31	4	8	17t	1t
SEA	20	14	20	25	16	9	26	11	22t	22	19t	8t	7	15t	17	17t	23t
SF	10	17	22	29	7	11	21	12	4	3	1t	23t	30	28	24	19t	28
TB	28	26	19	15	27	29	1t	4	28t	4	1t	1	10	10	9	14t	29t
WAS	15	21	8	3	23t	28	1t	22	12t	27t	29	17t	2	18	13	24	32

- (A) Total Yards per Game
- (B) Total Yards per Play
- (C) Rushing Yards per Game
- (D) Rushing Yards per Attempt
- (E) Passing Net Yards per Game
- (F) Passing Net Yards per Play
- (G) Passing, Percent Had Intercepted
- (H) Sacks per Pass Play
- (I) First Downs per Game

- (J) Third Down Efficiency
- (K) Fourth Down Efficiency
- (L) Punt Return Average
- (M) Kickoff Return Average
- (N) Gross Punting Average
- (O) Net Punting Average
- (P) Points per Game
- (Q) Field Goal Percentage

# 2025 NATIONAL FOOTBALL LEAGUE

## NFL TEAM DEFENSE RANK

TEAM	(A)	(B)	(C)	(D)	(E)	(F)	(G)	(H)	(I)	(J)	(K)	(L)	(M)	(N)	(O)	(P)	(Q)	(R)	(S)
BAL	31	22	18t	17t	31	19	18	28	29t	20	9t	1t	6	1	4	25t	18t	2t	25
BUF	7	26	31	32	1	8	20t	1	3	1	21t	12	21	19	22t	22	18t	4	2
CIN	24	16	10	10	26	16	4	27	25	29	9t	20	19	14t	3	16	8t	18	30
CLE	1	2	1	1	3	6	20t	6	1	14	21t	31	15	26	25	25t	18t	30	3
DEN	12	10	21	23	9	11	20t	7	5t	3	1t	7	32	20	15	13t	18t	14t	12
HOU	8	17	6	4	18	27	20t	8	10t	32	21t	18	31	4t	5	2t	1t	22	18
IND	5	19	12t	28	7	10	3	25	7t	24	9t	1t	11	4t	22t	10	1t	1	1
JAX	10t	7	8	12	17	9	1	24	17t	27	4t	5	14	23	26	13t	18t	9t	8
KC	13	14	16t	8	15	23	20t	10t	16	22	21t	25	5	30	24	19t	18t	21	13
LAC	22	24	12t	30	24	17	20t	23	10t	11	21t	4	30	2	8	15	18t	9t	11
LV	20	9	4	6	27	13	10	13	10t	2	21t	10t	25	3	7	1	4t	7	10
MIA	26	25	25	14	22	30	20t	14	28	30t	21t	10t	28	32	1	31	18t	31	27
NE	25	31	3	5	32	29	9	2	14t	15	4t	32	16	16	9t	19t	14t	19t	20
NYJ	21	20	24	21	13t	22	20t	12	26t	12	21t	8	22	9	17	30	18t	28t	24
PIT	29	29	28	22	23	31	7	22	26t	23	9t	21	27	7	18	29	8t	23t	31
TEN	27	23	29	29	19	18	5	30	22t	18	4t	17	23	17	13t	23t	18t	28t	32
ARI	18	5	7	11	25	4	19	26	31	10	17t	16	9	21	12	9	8t	9t	22
ATL	2	4	9	20	2	3	6	4	2	21	17t	28	7t	25	29	4	8t	8	4
CAR	19	27	26	26	11	26	8	32	7t	13	21t	29	3	31	32	23t	18t	27	19
CHI	28	32	27	27	21	32	11	18t	17t	4	21t	22	20	14t	21	32	8t	32	23
DAL	30	30	23	16	29	28	15	18t	22t	30t	9t	23	10	11	27	27t	18t	19t	16
DET	10t	21	16t	15	12	24	12	16	5t	25t	4t	14	18	29	30	21	18t	6	9
GB	3	1	2	2	10	1	16	9	4	6	16	24	24	12	19	5	3	2t	6
LAR	4	3	18t	17t	4	2	13	3	10t	7t	21t	26	1	24	28	2t	18t	5	5
MIN	16	15	30	25	5	5	20t	10t	17t	7t	1t	13	29	6	6	17t	17	25	28
NO	14	8	18t	17t	13t	7	20t	5	22t	28	1t	9	7t	8	13t	17t	14t	23t	15
NYG	32	28	32	31	28	21	17	15	32	16t	21t	3	13	18	11	27t	18t	26	26
PHI	9	18	22	24	8	14	14	29	17t	25t	9t	30	4	28	31	11	8t	14t	21
SEA	17	11	11	7	20	20	2	21	14t	19	19t	15	2	27	20	7t	4t	12	17
SF	6	6	14	9	6	12	20t	17	7t	7t	9t	19	26	13	16	7t	4t	13	7
TB	23	12	5	3	30	25	20t	31	29t	16t	19t	27	17	10	2	12	4t	16t	29
WAS	15	13	15	13	16	15	20t	20	17t	5	4t	6	12	22	9t	6	14t	16t	14

- (A) Total Yards per Game
- (B) Total Yards per Play
- (C) Rushing Yards per Game
- (D) Rushing Yards per Attempt
- (E) Passing Net Yards per Game
- (F) Passing Net Yards per Play
- (G) Passing, Percent Had Intercepted
- (H) Sacks per Pass Play
- (I) First Downs per Game
- (J) Third Down Efficiency

- (K) Fourth Down Efficiency
- (L) Punt Return Average
- (M) Kickoff Return Average
- (N) Gross Punting Average
- (O) Net Punting Average
- (P) Points per Game
- (Q) Field Goal Percentage
- (R) Points per Game Differential (combined offense/defense)
- (S) Net Yards per Game Differential (combined offense/defense)

# 2025 NATIONAL FOOTBALL LEAGUE

## AFC TOTAL OFFENSE

RANK	TEAM	TOTAL	RUSH	PASS	TOTAL/G	RUSH/G	PASS/G
1	Buffalo	900	332	568	450.0	166.0	284.0
2	Indianapolis	891	323	568	445.5	161.5	284.0
3	Los Angeles Chargers	394	90	304	394.0	90.0	304.0
4	Jacksonville	778	339	439	389.0	169.5	219.5
4	Las Vegas	389	56	333	389.0	56.0	333.0
6	Baltimore	674	283	391	337.0	141.5	195.5
7	New England	669	182	487	334.5	91.0	243.5
8	Cleveland	649	164	485	324.5	82.0	242.5
9	Denver	641	269	372	320.5	134.5	186.0
9	Kansas City	641	219	422	320.5	109.5	211.0
11	Miami	569	139	430	284.5	69.5	215.0
12	New York Jets	548	282	266	274.0	141.0	133.0
13	Pittsburgh	538	125	413	269.0	62.5	206.5
14	Houston	265	114	151	265.0	114.0	151.0
15	Cincinnati	491	94	397	245.5	47.0	198.5
16	Tennessee	385	180	205	192.5	90.0	102.5
	<b>TOTALS</b>	<b>9422</b>	<b>3191</b>	<b>6231</b>	<b>324.9</b>	<b>110.0</b>	<b>214.9</b>

## AFC TOTAL DEFENSE

RANK	TEAM	TOTAL	RUSH	PASS	TOTAL/G	RUSH/G	PASS/G
1	Cleveland	383	91	292	191.5	45.5	146.0
2	Indianapolis	535	196	339	267.5	98.0	169.5
3	Buffalo	586	338	248	293.0	169.0	124.0
4	Houston	296	72	224	296.0	72.0	224.0
5	Jacksonville	605	161	444	302.5	80.5	222.0
6	Denver	606	238	368	303.0	119.0	184.0
7	Kansas City	610	212	398	305.0	106.0	199.0
8	Las Vegas	336	60	276	336.0	60.0	276.0
9	New York Jets	674	277	397	337.0	138.5	198.5
10	Los Angeles Chargers	347	98	249	347.0	98.0	249.0
11	Cincinnati	727	188	539	363.5	94.0	269.5
12	New England	747	117	630	373.5	58.5	315.0
13	Miami	751	278	473	375.5	139.0	236.5
14	Tennessee	756	300	456	378.0	150.0	228.0
15	Pittsburgh	789	299	490	394.5	149.5	245.0
16	Baltimore	819	223	596	409.5	111.5	298.0
	<b>TOTALS</b>	<b>9567</b>	<b>3148</b>	<b>6419</b>	<b>329.9</b>	<b>108.6</b>	<b>221.3</b>

# 2025 NATIONAL FOOTBALL LEAGUE

## NFC TOTAL OFFENSE

RANK	TEAM	TOTAL	RUSH	PASS	TOTAL/G	RUSH/G	PASS/G
1	Dallas	785	254	531	392.5	127.0	265.5
2	Detroit	757	223	534	378.5	111.5	267.0
3	New York Giants	737	158	579	368.5	79.0	289.5
4	Los Angeles Rams	735	221	514	367.5	110.5	257.0
5	San Francisco	728	196	532	364.0	98.0	266.0
6	Atlanta	684	287	397	342.0	143.5	198.5
7	Green Bay	670	213	457	335.0	106.5	228.5
8	Washington	662	271	391	331.0	135.5	195.5
9	Chicago	656	253	403	328.0	126.5	201.5
10	Seattle	625	201	424	312.5	100.5	212.0
11	New Orleans	622	228	394	311.0	114.0	197.0
12	Carolina	607	162	445	303.5	81.0	222.5
13	Arizona	569	228	341	284.5	114.0	170.5
14	Tampa Bay	260	101	159	260.0	101.0	159.0
15	Philadelphia	518	280	238	259.0	140.0	119.0
16	Minnesota	452	198	254	226.0	99.0	127.0
	<b>TOTALS</b>	<b>10067</b>	<b>3474</b>	<b>6593</b>	<b>324.7</b>	<b>112.1</b>	<b>212.7</b>

## NFC TOTAL DEFENSE

RANK	TEAM	TOTAL	RUSH	PASS	TOTAL/G	RUSH/G	PASS/G
1	Atlanta	458	179	279	229.0	89.5	139.5
2	Green Bay	476	97	379	238.0	48.5	189.5
3	Los Angeles Rams	517	223	294	258.5	111.5	147.0
4	San Francisco	537	205	332	268.5	102.5	166.0
5	Philadelphia	601	240	361	300.5	120.0	180.5
6	Detroit	605	212	393	302.5	106.0	196.5
7	New Orleans	620	223	397	310.0	111.5	198.5
8	Washington	635	209	426	317.5	104.5	213.0
9	Minnesota	643	337	306	321.5	168.5	153.0
10	Seattle	651	191	460	325.5	95.5	230.0
11	Arizona	667	156	511	333.5	78.0	255.5
12	Carolina	671	282	389	335.5	141.0	194.5
13	Tampa Bay	358	69	289	358.0	69.0	289.0
14	Chicago	765	297	468	382.5	148.5	234.0
15	Dallas	808	242	566	404.0	121.0	283.0
16	New York Giants	910	355	555	455.0	177.5	277.5
	<b>TOTALS</b>	<b>9922</b>	<b>3517</b>	<b>6405</b>	<b>320.1</b>	<b>113.5</b>	<b>206.6</b>

# 2025 NATIONAL FOOTBALL LEAGUE

## NFL TOTAL OFFENSE

RANK	TEAM	TOTAL	RUSH	PASS	TOTAL/G	RUSH/G	PASS/G
1	Buffalo	900	332	568	450.0	166.0	284.0
2	Indianapolis	891	323	568	445.5	161.5	284.0
3	Los Angeles Chargers	394	90	304	394.0	90.0	304.0
4	Dallas	785	254	531	392.5	127.0	265.5
5	Jacksonville	778	339	439	389.0	169.5	219.5
5	Las Vegas	389	56	333	389.0	56.0	333.0
7	Detroit	757	223	534	378.5	111.5	267.0
8	New York Giants	737	158	579	368.5	79.0	289.5
9	Los Angeles Rams	735	221	514	367.5	110.5	257.0
10	San Francisco	728	196	532	364.0	98.0	266.0
11	Atlanta	684	287	397	342.0	143.5	198.5
12	Baltimore	674	283	391	337.0	141.5	195.5
13	Green Bay	670	213	457	335.0	106.5	228.5
14	New England	669	182	487	334.5	91.0	243.5
15	Washington	662	271	391	331.0	135.5	195.5
16	Chicago	656	253	403	328.0	126.5	201.5
17	Cleveland	649	164	485	324.5	82.0	242.5
18	Denver	641	269	372	320.5	134.5	186.0
18	Kansas City	641	219	422	320.5	109.5	211.0
20	Seattle	625	201	424	312.5	100.5	212.0
21	New Orleans	622	228	394	311.0	114.0	197.0
22	Carolina	607	162	445	303.5	81.0	222.5
23	Arizona	569	228	341	284.5	114.0	170.5
23	Miami	569	139	430	284.5	69.5	215.0
25	New York Jets	548	282	266	274.0	141.0	133.0
26	Pittsburgh	538	125	413	269.0	62.5	206.5
27	Houston	265	114	151	265.0	114.0	151.0
28	Tampa Bay	260	101	159	260.0	101.0	159.0
29	Philadelphia	518	280	238	259.0	140.0	119.0
30	Cincinnati	491	94	397	245.5	47.0	198.5
31	Minnesota	452	198	254	226.0	99.0	127.0
32	Tennessee	385	180	205	192.5	90.0	102.5
	<b>TOTALS</b>	<b>19489</b>	<b>6665</b>	<b>12824</b>	<b>324.8</b>	<b>111.1</b>	<b>213.7</b>

# 2025 NATIONAL FOOTBALL LEAGUE

## NFL TOTAL DEFENSE

RANK	TEAM	TOTAL	RUSH	PASS	TOTAL/G	RUSH/G	PASS/G
1	Cleveland	383	91	292	191.5	45.5	146.0
2	Atlanta	458	179	279	229.0	89.5	139.5
3	Green Bay	476	97	379	238.0	48.5	189.5
4	Los Angeles Rams	517	223	294	258.5	111.5	147.0
5	Indianapolis	535	196	339	267.5	98.0	169.5
6	San Francisco	537	205	332	268.5	102.5	166.0
7	Buffalo	586	338	248	293.0	169.0	124.0
8	Houston	296	72	224	296.0	72.0	224.0
9	Philadelphia	601	240	361	300.5	120.0	180.5
10	Detroit	605	212	393	302.5	106.0	196.5
10	Jacksonville	605	161	444	302.5	80.5	222.0
12	Denver	606	238	368	303.0	119.0	184.0
13	Kansas City	610	212	398	305.0	106.0	199.0
14	New Orleans	620	223	397	310.0	111.5	198.5
15	Washington	635	209	426	317.5	104.5	213.0
16	Minnesota	643	337	306	321.5	168.5	153.0
17	Seattle	651	191	460	325.5	95.5	230.0
18	Arizona	667	156	511	333.5	78.0	255.5
19	Carolina	671	282	389	335.5	141.0	194.5
20	Las Vegas	336	60	276	336.0	60.0	276.0
21	New York Jets	674	277	397	337.0	138.5	198.5
22	Los Angeles Chargers	347	98	249	347.0	98.0	249.0
23	Tampa Bay	358	69	289	358.0	69.0	289.0
24	Cincinnati	727	188	539	363.5	94.0	269.5
25	New England	747	117	630	373.5	58.5	315.0
26	Miami	751	278	473	375.5	139.0	236.5
27	Tennessee	756	300	456	378.0	150.0	228.0
28	Chicago	765	297	468	382.5	148.5	234.0
29	Pittsburgh	789	299	490	394.5	149.5	245.0
30	Dallas	808	242	566	404.0	121.0	283.0
31	Baltimore	819	223	596	409.5	111.5	298.0
32	New York Giants	910	355	555	455.0	177.5	277.5
	<b>TOTALS</b>	<b>19489</b>	<b>6665</b>	<b>12824</b>	<b>324.8</b>	<b>111.1</b>	<b>213.7</b>

# 2025 NATIONAL FOOTBALL LEAGUE

## AFC TEAM TAKEAWAYS/GIVEAWAYS

RANK	TEAM	TAKEAWAYS			GIVEAWAYS			NET DIFF
		INT	FUM	TOTAL	INT	FUM	TOTAL	
1	Indianapolis	3	1	4	0	0	0	+4
2	Jacksonville	5	1	6	3	0	3	+3
3t	Buffalo	0	2	2	0	0	0	+2
3t	Tennessee	3	2	5	0	3	3	+2
5t	Baltimore	1	1	2	0	1	1	+1
5t	Cincinnati	4	0	4	3	0	3	+1
5t	New England	2	0	2	1	0	1	+1
5t	Pittsburgh	2	1	3	2	0	2	+1
9t	Las Vegas	1	0	1	1	0	1	0
9t	Los Angeles Chargers	0	0	0	0	0	0	0
11t	Houston	0	1	1	1	1	2	-1
11t	Kansas City	0	0	0	1	0	1	-1
13	New York Jets	0	0	0	0	2	2	-2
14	Denver	0	2	2	3	2	5	-3
15t	Cleveland	0	0	0	3	1	4	-4
15t	Miami	0	0	0	3	1	4	-4
	<b>TOTALS</b>	<b>21</b>	<b>11</b>	<b>32</b>	<b>21</b>	<b>11</b>	<b>32</b>	<b>0</b>

## NFC TEAM TAKEAWAYS/GIVEAWAYS

RANK	TEAM	TAKEAWAYS			GIVEAWAYS			NET DIFF
		INT	FUM	TOTAL	INT	FUM	TOTAL	
1	Atlanta	2	2	4	0	1	1	+3
2	Philadelphia	1	1	2	0	0	0	+2
3t	Arizona	1	1	2	1	0	1	+1
3t	Detroit	1	1	2	1	0	1	+1
3t	Green Bay	1	0	1	0	0	0	+1
3t	Los Angeles Rams	1	2	3	1	1	2	+1
7t	New Orleans	0	1	1	0	1	1	0
7t	New York Giants	1	0	1	1	0	1	0
7t	San Francisco	0	3	3	2	1	3	0
7t	Seattle	4	0	4	2	2	4	0
7t	Tampa Bay	0	0	0	0	0	0	0
7t	Washington	0	0	0	0	0	0	0
13	Dallas	1	0	1	1	1	2	-1
14	Chicago	1	0	1	1	2	3	-2
15t	Carolina	2	0	2	3	2	5	-3
15t	Minnesota	0	2	2	3	2	5	-3
	<b>TOTALS</b>	<b>16</b>	<b>13</b>	<b>29</b>	<b>16</b>	<b>13</b>	<b>29</b>	<b>0</b>

# 2025 NATIONAL FOOTBALL LEAGUE

## NFL TEAM TAKEAWAYS/GIVEAWAYS

RANK	TEAM	TAKEAWAYS			GIVEAWAYS			NET DIFF
		INT	FUM	TOTAL	INT	FUM	TOTAL	
1	Indianapolis	3	1	4	0	0	0	+4
2t	Atlanta	2	2	4	0	1	1	+3
2t	Jacksonville	5	1	6	3	0	3	+3
4t	Buffalo	0	2	2	0	0	0	+2
4t	Philadelphia	1	1	2	0	0	0	+2
4t	Tennessee	3	2	5	0	3	3	+2
7t	Arizona	1	1	2	1	0	1	+1
7t	Baltimore	1	1	2	0	1	1	+1
7t	Cincinnati	4	0	4	3	0	3	+1
7t	Detroit	1	1	2	1	0	1	+1
7t	Green Bay	1	0	1	0	0	0	+1
7t	Los Angeles Rams	1	2	3	1	1	2	+1
7t	New England	2	0	2	1	0	1	+1
7t	Pittsburgh	2	1	3	2	0	2	+1
15t	Las Vegas	1	0	1	1	0	1	0
15t	Los Angeles Chargers	0	0	0	0	0	0	0
15t	New Orleans	0	1	1	0	1	1	0
15t	New York Giants	1	0	1	1	0	1	0
15t	San Francisco	0	3	3	2	1	3	0
15t	Seattle	4	0	4	2	2	4	0
15t	Tampa Bay	0	0	0	0	0	0	0
15t	Washington	0	0	0	0	0	0	0
23t	Dallas	1	0	1	1	1	2	-1
23t	Houston	0	1	1	1	1	2	-1
23t	Kansas City	0	0	0	1	0	1	-1
26t	Chicago	1	0	1	1	2	3	-2
26t	New York Jets	0	0	0	0	2	2	-2
28t	Carolina	2	0	2	3	2	5	-3
28t	Denver	0	2	2	3	2	5	-3
28t	Minnesota	0	2	2	3	2	5	-3
31t	Cleveland	0	0	0	3	1	4	-4
31t	Miami	0	0	0	3	1	4	-4
	<b>TOTALS</b>	<b>37</b>	<b>24</b>	<b>61</b>	<b>37</b>	<b>24</b>	<b>61</b>	<b>0</b>

# 2025 NATIONAL FOOTBALL LEAGUE

## AFC OFFENSE INSIDE THE 20

RANK	TEAM	DRIVES	PTS	TD	TD%	FG	SCORES	SCORE%
1	Las Vegas	1	7	1	100.0%	0	1	100.0%
2t	Cleveland	5	27	4	80.0%	0	4	80.0%
2t	New York Jets	5	30	4	80.0%	1	5	100.0%
2t	Pittsburgh	5	29	4	80.0%	0	4	80.0%
5	Cincinnati	7	41	5	71.4%	2	7	100.0%
6t	Denver	6	34	4	66.7%	2	6	100.0%
6t	Miami	3	18	2	66.7%	1	3	100.0%
8	Buffalo	11	58	7	63.6%	4	11	100.0%
9t	Baltimore	7	37	4	57.1%	3	7	100.0%
9t	New England	7	33	4	57.1%	2	6	85.7%
11	Los Angeles Chargers	4	20	2	50.0%	2	4	100.0%
12	Jacksonville	11	47	5	45.5%	4	9	81.8%
13	Indianapolis	12	56	5	41.7%	7	12	100.0%
14	Kansas City	5	19	2	40.0%	2	4	80.0%
15	Tennessee	5	19	1	20.0%	4	5	100.0%
16	Houston	1	3	0	0.0%	1	1	100.0%
	<b>TOTALS</b>	<b>95</b>	<b>478</b>	<b>54</b>	<b>56.8%</b>	<b>35</b>	<b>89</b>	<b>93.7%</b>

## AFC DEFENSE INSIDE THE 20

RANK	TEAM	DRIVES	PTS	TD	TD%	FG	SCORES	SCORE%
1	Denver	8	32	2	25.0%	6	8	100.0%
2t	Las Vegas	3	10	1	33.3%	1	2	66.7%
2t	Los Angeles Chargers	3	12	1	33.3%	2	3	100.0%
4	Tennessee	9	39	4	44.4%	4	8	88.9%
5	Buffalo	4	20	2	50.0%	2	4	100.0%
6	Cincinnati	9	37	5	55.6%	1	6	66.7%
7t	Jacksonville	5	24	3	60.0%	1	4	80.0%
7t	Miami	10	53	6	60.0%	4	10	100.0%
9t	Houston	3	14	2	66.7%	0	2	66.7%
9t	Kansas City	6	34	4	66.7%	2	6	100.0%
9t	New England	3	17	2	66.7%	1	3	100.0%
12t	Cleveland	7	41	5	71.4%	2	7	100.0%
12t	New York Jets	7	41	5	71.4%	2	7	100.0%
12t	Pittsburgh	7	37	5	71.4%	1	6	85.7%
15	Baltimore	9	52	7	77.8%	2	9	100.0%
16	Indianapolis	4	29	4	100.0%	0	4	100.0%
	<b>TOTALS</b>	<b>97</b>	<b>492</b>	<b>58</b>	<b>59.8%</b>	<b>31</b>	<b>89</b>	<b>91.8%</b>

# 2025 NATIONAL FOOTBALL LEAGUE

## NFC OFFENSE INSIDE THE 20

RANK	TEAM	DRIVES	PTS	TD	TD%	FG	SCORES	SCORE%
1t	Chicago	4	28	4	100.0%	0	4	100.0%
1t	Philadelphia	5	35	5	100.0%	0	5	100.0%
1t	Tampa Bay	1	7	1	100.0%	0	1	100.0%
4	Dallas	6	35	5	83.3%	0	5	83.3%
5	Washington	5	29	4	80.0%	0	4	80.0%
6	Green Bay	9	51	6	66.7%	3	9	100.0%
7	Detroit	11	58	7	63.6%	3	10	90.9%
8t	Arizona	7	34	4	57.1%	2	6	85.7%
8t	New Orleans	7	34	4	57.1%	2	6	85.7%
8t	San Francisco	7	30	4	57.1%	1	5	71.4%
11	Los Angeles Rams	9	40	5	55.6%	2	7	77.8%
12t	Minnesota	4	19	2	50.0%	2	4	100.0%
12t	Seattle	6	24	3	50.0%	1	4	66.7%
14	Carolina	5	15	2	40.0%	1	3	60.0%
15	Atlanta	7	29	2	28.6%	5	7	100.0%
16	New York Giants	7	19	1	14.3%	4	5	71.4%
	<b>TOTALS</b>	<b>100</b>	<b>487</b>	<b>59</b>	<b>59.0%</b>	<b>26</b>	<b>85</b>	<b>85.0%</b>

## NFC DEFENSE INSIDE THE 20

RANK	TEAM	DRIVES	PTS	TD	TD%	FG	SCORES	SCORE%
1	Los Angeles Rams	4	16	1	25.0%	3	4	100.0%
2	Arizona	8	28	3	37.5%	3	6	75.0%
3	Green Bay	5	21	2	40.0%	2	4	80.0%
4t	Minnesota	7	33	3	42.9%	4	7	100.0%
4t	Seattle	7	25	3	42.9%	1	4	57.1%
6	Carolina	9	40	4	44.4%	4	8	88.9%
7t	Atlanta	2	10	1	50.0%	1	2	100.0%
7t	Dallas	8	37	4	50.0%	3	7	87.5%
7t	Tampa Bay	2	10	1	50.0%	1	2	100.0%
7t	Washington	6	27	3	50.0%	2	5	83.3%
11	Philadelphia	5	21	3	60.0%	0	3	60.0%
12	San Francisco	6	31	4	66.7%	1	5	83.3%
13	Detroit	7	41	5	71.4%	2	7	100.0%
14t	Chicago	10	61	8	80.0%	2	10	100.0%
14t	New Orleans	5	30	4	80.0%	1	5	100.0%
16	New York Giants	7	42	6	85.7%	0	6	85.7%
	<b>TOTALS</b>	<b>98</b>	<b>473</b>	<b>55</b>	<b>56.1%</b>	<b>30</b>	<b>85</b>	<b>86.7%</b>

# 2025 NATIONAL FOOTBALL LEAGUE

## NFL OFFENSE INSIDE THE 20

RANK	TEAM	DRIVES	PTS	TD	TD%	FG	SCORES	SCORE%
1t	Chicago	4	28	4	100.0%	0	4	100.0%
1t	Las Vegas	1	7	1	100.0%	0	1	100.0%
1t	Philadelphia	5	35	5	100.0%	0	5	100.0%
1t	Tampa Bay	1	7	1	100.0%	0	1	100.0%
5	Dallas	6	35	5	83.3%	0	5	83.3%
6t	Cleveland	5	27	4	80.0%	0	4	80.0%
6t	New York Jets	5	30	4	80.0%	1	5	100.0%
6t	Pittsburgh	5	29	4	80.0%	0	4	80.0%
6t	Washington	5	29	4	80.0%	0	4	80.0%
10	Cincinnati	7	41	5	71.4%	2	7	100.0%
11t	Denver	6	34	4	66.7%	2	6	100.0%
11t	Green Bay	9	51	6	66.7%	3	9	100.0%
11t	Miami	3	18	2	66.7%	1	3	100.0%
14t	Buffalo	11	58	7	63.6%	4	11	100.0%
14t	Detroit	11	58	7	63.6%	3	10	90.9%
16t	Arizona	7	34	4	57.1%	2	6	85.7%
16t	Baltimore	7	37	4	57.1%	3	7	100.0%
16t	New England	7	33	4	57.1%	2	6	85.7%
16t	New Orleans	7	34	4	57.1%	2	6	85.7%
16t	San Francisco	7	30	4	57.1%	1	5	71.4%
21	Los Angeles Rams	9	40	5	55.6%	2	7	77.8%
22t	Los Angeles Chargers	4	20	2	50.0%	2	4	100.0%
22t	Minnesota	4	19	2	50.0%	2	4	100.0%
22t	Seattle	6	24	3	50.0%	1	4	66.7%
25	Jacksonville	11	47	5	45.5%	4	9	81.8%
26	Indianapolis	12	56	5	41.7%	7	12	100.0%
27t	Carolina	5	15	2	40.0%	1	3	60.0%
27t	Kansas City	5	19	2	40.0%	2	4	80.0%
29	Atlanta	7	29	2	28.6%	5	7	100.0%
30	Tennessee	5	19	1	20.0%	4	5	100.0%
31	New York Giants	7	19	1	14.3%	4	5	71.4%
32	Houston	1	3	0	0.0%	1	1	100.0%
	<b>TOTALS</b>	<b>195</b>	<b>965</b>	<b>113</b>	<b>57.9%</b>	<b>61</b>	<b>174</b>	<b>89.2%</b>

# 2025 NATIONAL FOOTBALL LEAGUE

## NFL DEFENSE INSIDE THE 20

RANK	TEAM	DRIVES	PTS	TD	TD%	FG	SCORES	SCORE%
1t	Denver	8	32	2	25.0%	6	8	100.0%
1t	Los Angeles Rams	4	16	1	25.0%	3	4	100.0%
3t	Las Vegas	3	10	1	33.3%	1	2	66.7%
3t	Los Angeles Chargers	3	12	1	33.3%	2	3	100.0%
5	Arizona	8	28	3	37.5%	3	6	75.0%
6	Green Bay	5	21	2	40.0%	2	4	80.0%
7t	Minnesota	7	33	3	42.9%	4	7	100.0%
7t	Seattle	7	25	3	42.9%	1	4	57.1%
9t	Carolina	9	40	4	44.4%	4	8	88.9%
9t	Tennessee	9	39	4	44.4%	4	8	88.9%
11t	Atlanta	2	10	1	50.0%	1	2	100.0%
11t	Buffalo	4	20	2	50.0%	2	4	100.0%
11t	Dallas	8	37	4	50.0%	3	7	87.5%
11t	Tampa Bay	2	10	1	50.0%	1	2	100.0%
11t	Washington	6	27	3	50.0%	2	5	83.3%
16	Cincinnati	9	37	5	55.6%	1	6	66.7%
17t	Jacksonville	5	24	3	60.0%	1	4	80.0%
17t	Miami	10	53	6	60.0%	4	10	100.0%
17t	Philadelphia	5	21	3	60.0%	0	3	60.0%
20t	Houston	3	14	2	66.7%	0	2	66.7%
20t	Kansas City	6	34	4	66.7%	2	6	100.0%
20t	New England	3	17	2	66.7%	1	3	100.0%
20t	San Francisco	6	31	4	66.7%	1	5	83.3%
24t	Cleveland	7	41	5	71.4%	2	7	100.0%
24t	Detroit	7	41	5	71.4%	2	7	100.0%
24t	New York Jets	7	41	5	71.4%	2	7	100.0%
24t	Pittsburgh	7	37	5	71.4%	1	6	85.7%
28	Baltimore	9	52	7	77.8%	2	9	100.0%
29t	Chicago	10	61	8	80.0%	2	10	100.0%
29t	New Orleans	5	30	4	80.0%	1	5	100.0%
31	New York Giants	7	42	6	85.7%	0	6	85.7%
32	Indianapolis	4	29	4	100.0%	0	4	100.0%
	<b>TOTALS</b>	<b>195</b>	<b>965</b>	<b>113</b>	<b>57.9%</b>	<b>61</b>	<b>174</b>	<b>89.2%</b>

# 2025 NATIONAL FOOTBALL LEAGUE

## AFC TEAM OFFENSE FIRST DOWNS, THIRD DOWNS & FOURTH DOWNS

RANK	TEAM	FIRST DOWNS				THIRD DOWNS			FOURTH DOWNS		
		TOTAL	RUSH	PASS	PEN	MADE	ATT	PCT	MADE	ATT	PCT
1	Buffalo	54	21	27	6	12	29	41.4%	3	3	100.0%
2	Indianapolis	53	17	30	6	13	28	46.4%	3	5	60.0%
3	Denver	43	12	20	11	10	24	41.7%	0	2	0.0%
4	Jacksonville	40	15	24	1	11	25	44.0%	2	3	66.7%
5	Cleveland	39	12	23	4	16	34	47.1%	3	6	50.0%
6	New England	36	10	24	2	11	26	42.3%	2	2	100.0%
7t	Cincinnati	35	8	24	3	13	28	46.4%	1	1	100.0%
7t	Kansas City	35	17	16	2	9	26	34.6%	5	6	83.3%
9	New York Jets	34	18	14	2	7	25	28.0%	4	5	80.0%
10	Baltimore	33	12	18	3	9	23	39.1%	1	1	100.0%
11	Pittsburgh	32	8	20	4	9	25	36.0%	1	2	50.0%
12	Miami	28	4	24	0	9	20	45.0%	1	4	25.0%
13	Tennessee	25	9	15	1	8	29	27.6%	1	2	50.0%
14	Los Angeles Chargers	22	6	16	0	7	13	53.8%	1	1	100.0%
15	Las Vegas	21	3	17	1	5	13	38.5%	1	1	100.0%
16	Houston	18	8	7	3	2	9	22.2%	1	1	100.0%
	<b>TOTALS</b>	<b>548</b>	<b>180</b>	<b>319</b>	<b>49</b>	<b>151</b>	<b>377</b>	<b>40.1%</b>	<b>30</b>	<b>45</b>	<b>66.7%</b>

## AFC TEAM DEFENSE FIRST DOWNS, THIRD DOWNS & FOURTH DOWNS

RANK	TEAM	FIRST DOWNS				THIRD DOWNS			FOURTH DOWNS		
		TOTAL	RUSH	PASS	PEN	MADE	ATT	PCT	MADE	ATT	PCT
1t	Houston	18	3	13	2	7	13	53.8%	1	1	100.0%
1t	Las Vegas	18	2	15	1	4	14	28.6%	1	1	100.0%
1t	Los Angeles Chargers	18	8	9	1	5	14	35.7%	3	3	100.0%
4	Cleveland	25	5	17	3	10	26	38.5%	1	1	100.0%
5	Buffalo	30	15	13	2	6	22	27.3%	3	3	100.0%
6	Denver	33	8	21	4	8	27	29.6%	0	3	0.0%
7	Indianapolis	35	10	20	5	9	19	47.4%	1	2	50.0%
8	New England	37	4	32	1	9	23	39.1%	1	3	33.3%
9	Kansas City	38	15	20	3	12	27	44.4%	2	2	100.0%
10	Jacksonville	39	10	25	4	14	29	48.3%	1	3	33.3%
11	Tennessee	42	13	21	8	11	27	40.7%	1	3	33.3%
12	Cincinnati	43	10	28	5	15	29	51.7%	2	4	50.0%
13t	New York Jets	44	14	23	7	9	24	37.5%	2	2	100.0%
13t	Pittsburgh	44	21	22	1	13	28	46.4%	2	4	50.0%
15	Miami	45	19	23	3	14	27	51.9%	4	4	100.0%
16	Baltimore	46	16	28	2	14	33	42.4%	2	4	50.0%
	<b>TOTALS</b>	<b>555</b>	<b>173</b>	<b>330</b>	<b>52</b>	<b>160</b>	<b>382</b>	<b>41.9%</b>	<b>27</b>	<b>43</b>	<b>62.8%</b>

# 2025 NATIONAL FOOTBALL LEAGUE

## NFC TEAM OFFENSE FIRST DOWNS, THIRD DOWNS & FOURTH DOWNS

RANK	TEAM	FIRST DOWNS				THIRD DOWNS			FOURTH DOWNS		
		TOTAL	RUSH	PASS	PEN	MADE	ATT	PCT	MADE	ATT	PCT
1	Dallas	54	15	27	12	13	25	52.0%	1	2	50.0%
2	San Francisco	47	12	30	5	15	29	51.7%	2	2	100.0%
3t	Atlanta	42	16	21	5	12	30	40.0%	3	4	75.0%
3t	New Orleans	42	11	24	7	9	25	36.0%	2	4	50.0%
5t	Carolina	41	9	27	5	13	30	43.3%	3	6	50.0%
5t	Detroit	41	12	28	1	9	25	36.0%	4	5	80.0%
7t	Los Angeles Rams	40	11	25	4	12	25	48.0%	2	2	100.0%
7t	Washington	40	14	21	5	9	27	33.3%	1	3	33.3%
9t	Chicago	39	14	21	4	10	25	40.0%	0	3	0.0%
9t	New York Giants	39	10	24	5	10	30	33.3%	2	4	50.0%
11t	Green Bay	36	10	22	4	9	22	40.9%	1	2	50.0%
11t	Philadelphia	36	23	10	3	13	27	48.1%	1	1	100.0%
13t	Arizona	35	10	21	4	9	22	40.9%	1	1	100.0%
13t	Seattle	35	14	19	2	9	24	37.5%	1	2	50.0%
15	Minnesota	24	9	12	3	7	23	30.4%	1	2	50.0%
16	Tampa Bay	16	5	10	1	7	14	50.0%	1	1	100.0%
	<b>TOTALS</b>	<b>607</b>	<b>195</b>	<b>342</b>	<b>70</b>	<b>166</b>	<b>403</b>	<b>41.2%</b>	<b>26</b>	<b>44</b>	<b>59.1%</b>

## NFC TEAM DEFENSE FIRST DOWNS, THIRD DOWNS & FOURTH DOWNS

RANK	TEAM	FIRST DOWNS				THIRD DOWNS			FOURTH DOWNS		
		TOTAL	RUSH	PASS	PEN	MADE	ATT	PCT	MADE	ATT	PCT
1	Tampa Bay	23	4	16	3	6	15	40.0%	3	4	75.0%
2	Atlanta	26	8	17	1	11	25	44.0%	2	3	66.7%
3	Green Bay	31	5	23	3	10	31	32.3%	4	7	57.1%
4	Detroit	33	11	19	3	11	23	47.8%	1	3	33.3%
5t	Carolina	35	15	19	1	8	21	38.1%	3	3	100.0%
5t	San Francisco	35	12	18	5	7	21	33.3%	1	2	50.0%
7	Los Angeles Rams	36	15	17	4	8	24	33.3%	2	2	100.0%
8	Seattle	37	13	21	3	12	29	41.4%	3	4	75.0%
9t	Chicago	39	16	20	3	7	22	31.8%	1	1	100.0%
9t	Minnesota	39	19	15	5	9	27	33.3%	0	1	0.0%
9t	Philadelphia	39	16	16	7	11	23	47.8%	2	4	50.0%
9t	Washington	39	10	23	6	9	28	32.1%	1	3	33.3%
13t	Dallas	42	20	21	1	14	27	51.9%	1	2	50.0%
13t	New Orleans	42	10	26	6	14	28	50.0%	0	0	0.0%
15	Arizona	47	9	31	7	10	29	34.5%	4	6	66.7%
16	New York Giants	57	19	29	9	10	25	40.0%	1	1	100.0%
	<b>TOTALS</b>	<b>600</b>	<b>202</b>	<b>331</b>	<b>67</b>	<b>157</b>	<b>398</b>	<b>39.4%</b>	<b>29</b>	<b>46</b>	<b>63.0%</b>

# 2025 NATIONAL FOOTBALL LEAGUE

## NFL TEAM OFFENSE FIRST DOWNS, THIRD DOWNS & FOURTH DOWNS

RANK	TEAM	FIRST DOWNS				THIRD DOWNS			FOURTH DOWNS		
		TOTAL	RUSH	PASS	PEN	MADE	ATT	PCT	MADE	ATT	PCT
1t	Buffalo	54	21	27	6	12	29	41.4%	3	3	100.0%
1t	Dallas	54	15	27	12	13	25	52.0%	1	2	50.0%
3	Indianapolis	53	17	30	6	13	28	46.4%	3	5	60.0%
4	San Francisco	47	12	30	5	15	29	51.7%	2	2	100.0%
5	Denver	43	12	20	11	10	24	41.7%	0	2	0.0%
6t	Atlanta	42	16	21	5	12	30	40.0%	3	4	75.0%
6t	New Orleans	42	11	24	7	9	25	36.0%	2	4	50.0%
8t	Carolina	41	9	27	5	13	30	43.3%	3	6	50.0%
8t	Detroit	41	12	28	1	9	25	36.0%	4	5	80.0%
10t	Jacksonville	40	15	24	1	11	25	44.0%	2	3	66.7%
10t	Los Angeles Rams	40	11	25	4	12	25	48.0%	2	2	100.0%
10t	Washington	40	14	21	5	9	27	33.3%	1	3	33.3%
13t	Chicago	39	14	21	4	10	25	40.0%	0	3	0.0%
13t	Cleveland	39	12	23	4	16	34	47.1%	3	6	50.0%
13t	New York Giants	39	10	24	5	10	30	33.3%	2	4	50.0%
16t	Green Bay	36	10	22	4	9	22	40.9%	1	2	50.0%
16t	New England	36	10	24	2	11	26	42.3%	2	2	100.0%
16t	Philadelphia	36	23	10	3	13	27	48.1%	1	1	100.0%
19t	Arizona	35	10	21	4	9	22	40.9%	1	1	100.0%
19t	Cincinnati	35	8	24	3	13	28	46.4%	1	1	100.0%
19t	Kansas City	35	17	16	2	9	26	34.6%	5	6	83.3%
19t	Seattle	35	14	19	2	9	24	37.5%	1	2	50.0%
23	New York Jets	34	18	14	2	7	25	28.0%	4	5	80.0%
24	Baltimore	33	12	18	3	9	23	39.1%	1	1	100.0%
25	Pittsburgh	32	8	20	4	9	25	36.0%	1	2	50.0%
26	Miami	28	4	24	0	9	20	45.0%	1	4	25.0%
27	Tennessee	25	9	15	1	8	29	27.6%	1	2	50.0%
28	Minnesota	24	9	12	3	7	23	30.4%	1	2	50.0%
29	Los Angeles Chargers	22	6	16	0	7	13	53.8%	1	1	100.0%
30	Las Vegas	21	3	17	1	5	13	38.5%	1	1	100.0%
31	Houston	18	8	7	3	2	9	22.2%	1	1	100.0%
32	Tampa Bay	16	5	10	1	7	14	50.0%	1	1	100.0%
	<b>TOTALS</b>	<b>1155</b>	<b>375</b>	<b>661</b>	<b>119</b>	<b>317</b>	<b>780</b>	<b>40.6%</b>	<b>56</b>	<b>89</b>	<b>62.9%</b>

# 2025 NATIONAL FOOTBALL LEAGUE

## NFL TEAM DEFENSE FIRST DOWNS, THIRD DOWNS & FOURTH DOWNS

RANK	TEAM	FIRST DOWNS				THIRD DOWNS			FOURTH DOWNS		
		TOTAL	RUSH	PASS	PEN	MADE	ATT	PCT	MADE	ATT	PCT
1t	Houston	18	3	13	2	7	13	53.8%	1	1	100.0%
1t	Las Vegas	18	2	15	1	4	14	28.6%	1	1	100.0%
1t	Los Angeles Chargers	18	8	9	1	5	14	35.7%	3	3	100.0%
4	Tampa Bay	23	4	16	3	6	15	40.0%	3	4	75.0%
5	Cleveland	25	5	17	3	10	26	38.5%	1	1	100.0%
6	Atlanta	26	8	17	1	11	25	44.0%	2	3	66.7%
7	Buffalo	30	15	13	2	6	22	27.3%	3	3	100.0%
8	Green Bay	31	5	23	3	10	31	32.3%	4	7	57.1%
9t	Denver	33	8	21	4	8	27	29.6%	0	3	0.0%
9t	Detroit	33	11	19	3	11	23	47.8%	1	3	33.3%
11t	Carolina	35	15	19	1	8	21	38.1%	3	3	100.0%
11t	Indianapolis	35	10	20	5	9	19	47.4%	1	2	50.0%
11t	San Francisco	35	12	18	5	7	21	33.3%	1	2	50.0%
14	Los Angeles Rams	36	15	17	4	8	24	33.3%	2	2	100.0%
15t	New England	37	4	32	1	9	23	39.1%	1	3	33.3%
15t	Seattle	37	13	21	3	12	29	41.4%	3	4	75.0%
17	Kansas City	38	15	20	3	12	27	44.4%	2	2	100.0%
18t	Chicago	39	16	20	3	7	22	31.8%	1	1	100.0%
18t	Jacksonville	39	10	25	4	14	29	48.3%	1	3	33.3%
18t	Minnesota	39	19	15	5	9	27	33.3%	0	1	0.0%
18t	Philadelphia	39	16	16	7	11	23	47.8%	2	4	50.0%
18t	Washington	39	10	23	6	9	28	32.1%	1	3	33.3%
23t	Dallas	42	20	21	1	14	27	51.9%	1	2	50.0%
23t	New Orleans	42	10	26	6	14	28	50.0%	0	0	0.0%
23t	Tennessee	42	13	21	8	11	27	40.7%	1	3	33.3%
26	Cincinnati	43	10	28	5	15	29	51.7%	2	4	50.0%
27t	New York Jets	44	14	23	7	9	24	37.5%	2	2	100.0%
27t	Pittsburgh	44	21	22	1	13	28	46.4%	2	4	50.0%
29	Miami	45	19	23	3	14	27	51.9%	4	4	100.0%
30	Baltimore	46	16	28	2	14	33	42.4%	2	4	50.0%
31	Arizona	47	9	31	7	10	29	34.5%	4	6	66.7%
32	New York Giants	57	19	29	9	10	25	40.0%	1	1	100.0%
	<b>TOTALS</b>	<b>1155</b>	<b>375</b>	<b>661</b>	<b>119</b>	<b>317</b>	<b>780</b>	<b>40.6%</b>	<b>56</b>	<b>89</b>	<b>62.9%</b>

# 2025 NATIONAL FOOTBALL LEAGUE

---

## AFC OFFENSIVE FIRST DOWN YARDAGE

RANK	TEAM	YDS/PL	PLAYS	YARDS
1	Indianapolis	8.47	62	525
2	Las Vegas	7.83	30	235
3	Kansas City	7.17	47	337
4	Los Angeles Chargers	6.96	27	188
5	New York Jets	6.71	48	322
6	Denver	6.05	56	339
7	Baltimore	6.02	47	283
8	Buffalo	5.39	66	356
9	Jacksonville	5.23	57	298
10	Cincinnati	4.98	48	239
11	Miami	4.75	40	190
12	Houston	4.48	25	112
13	New England	4.37	52	227
14	Cleveland	4.28	54	231
15	Tennessee	4.26	46	196
16	Pittsburgh	4.21	48	202
	<b>TOTALS</b>	<b>5.68</b>	<b>753</b>	<b>4280</b>

## AFC DEFENSIVE FIRST DOWN YARDAGE

RANK	TEAM	YDS/PL	PLAYS	YARDS
1	Cleveland	2.58	40	103
2	Houston	3.00	23	69
3	New York Jets	3.68	56	206
4	Las Vegas	3.79	28	106
5	Cincinnati	3.98	57	227
6	Indianapolis	4.93	44	217
7	Kansas City	5.35	51	273
8	Baltimore	5.82	62	361
9	Jacksonville	6.02	54	325
10	Miami	6.24	55	343
11	Tennessee	6.81	58	395
12	New England	6.88	52	358
13	Denver	7.04	51	359
14	Buffalo	7.16	45	322
15	Pittsburgh	7.49	57	427
16	Los Angeles Chargers	8.00	23	184
	<b>TOTALS</b>	<b>5.65</b>	<b>756</b>	<b>4275</b>

# 2025 NATIONAL FOOTBALL LEAGUE

---

## NFC OFFENSIVE FIRST DOWN YARDAGE

RANK	TEAM	YDS/PL	PLAYS	YARDS
1	New York Giants	7.38	53	391
2	Detroit	7.15	54	386
3	Green Bay	6.56	50	328
4	Atlanta	5.93	58	344
5	Seattle	5.92	51	302
6	Minnesota	5.53	40	221
7	Los Angeles Rams	5.39	51	275
8	Carolina	5.11	57	291
9	Chicago	4.78	55	263
10	San Francisco	4.63	63	292
11	Tampa Bay	4.35	23	100
12	Dallas	4.24	66	280
13	Arizona	3.91	47	184
14	Washington	3.80	54	205
15	Philadelphia	3.71	49	182
16	New Orleans	3.59	58	208
	<b>TOTALS</b>	<b>5.13</b>	<b>829</b>	<b>4252</b>

## NFC DEFENSIVE FIRST DOWN YARDAGE

RANK	TEAM	YDS/PL	PLAYS	YARDS
1	Green Bay	3.13	48	150
2	New Orleans	3.21	56	180
3	San Francisco	3.78	51	193
4	Atlanta	4.00	42	168
5	Arizona	4.44	62	275
6	Philadelphia	4.55	51	232
7	New York Giants	4.64	69	320
8	Los Angeles Rams	4.94	51	252
9	Tampa Bay	5.17	30	155
10	Seattle	5.20	55	286
11	Detroit	5.53	47	260
12	Washington	5.56	54	300
13	Minnesota	5.77	56	323
14	Carolina	6.18	49	303
15	Dallas	7.13	54	385
16	Chicago	9.31	51	475
	<b>TOTALS</b>	<b>5.15</b>	<b>826</b>	<b>4257</b>

# 2025 NATIONAL FOOTBALL LEAGUE

---

## NFL OFFENSIVE FIRST DOWN YARDAGE

RANK	TEAM	YDS/PL	PLAYS	YARDS
1	Indianapolis	8.47	62	525
2	Las Vegas	7.83	30	235
3	New York Giants	7.38	53	391
4	Kansas City	7.17	47	337
5	Detroit	7.15	54	386
6	Los Angeles Chargers	6.96	27	188
7	New York Jets	6.71	48	322
8	Green Bay	6.56	50	328
9	Denver	6.05	56	339
10	Baltimore	6.02	47	283
11	Atlanta	5.93	58	344
12	Seattle	5.92	51	302
13	Minnesota	5.53	40	221
14	Buffalo	5.39	66	356
15	Los Angeles Rams	5.39	51	275
16	Jacksonville	5.23	57	298
17	Carolina	5.11	57	291
18	Cincinnati	4.98	48	239
19	Chicago	4.78	55	263
20	Miami	4.75	40	190
21	San Francisco	4.63	63	292
22	Houston	4.48	25	112
23	New England	4.37	52	227
24	Tampa Bay	4.35	23	100
25	Cleveland	4.28	54	231
26	Tennessee	4.26	46	196
27	Dallas	4.24	66	280
28	Pittsburgh	4.21	48	202
29	Arizona	3.91	47	184
30	Washington	3.80	54	205
31	Philadelphia	3.71	49	182
32	New Orleans	3.59	58	208
	<b>TOTALS</b>	<b>5.39</b>	<b>1582</b>	<b>8532</b>

# 2025 NATIONAL FOOTBALL LEAGUE

---

## NFL DEFENSIVE FIRST DOWN YARDAGE

RANK	TEAM	YDS/PL	PLAYS	YARDS
1	Cleveland	2.58	40	103
2	Houston	3.00	23	69
3	Green Bay	3.13	48	150
4	New Orleans	3.21	56	180
5	New York Jets	3.68	56	206
6	San Francisco	3.78	51	193
7	Las Vegas	3.79	28	106
8	Cincinnati	3.98	57	227
9	Atlanta	4.00	42	168
10	Arizona	4.44	62	275
11	Philadelphia	4.55	51	232
12	New York Giants	4.64	69	320
13	Indianapolis	4.93	44	217
14	Los Angeles Rams	4.94	51	252
15	Tampa Bay	5.17	30	155
16	Seattle	5.20	55	286
17	Kansas City	5.35	51	273
18	Detroit	5.53	47	260
19	Washington	5.56	54	300
20	Minnesota	5.77	56	323
21	Baltimore	5.82	62	361
22	Jacksonville	6.02	54	325
23	Carolina	6.18	49	303
24	Miami	6.24	55	343
25	Tennessee	6.81	58	395
26	New England	6.88	52	358
27	Denver	7.04	51	359
28	Dallas	7.13	54	385
29	Buffalo	7.16	45	322
30	Pittsburgh	7.49	57	427
31	Los Angeles Chargers	8.00	23	184
32	Chicago	9.31	51	475
	<b>TOTALS</b>	<b>5.39</b>	<b>1582</b>	<b>8532</b>

# 2025 NATIONAL FOOTBALL LEAGUE

## AFC KICKOFFS (RECEIVING TEAM)

RANK	TEAM	TOTAL KO	ADJ KO	TB	TB%	EZ	EZ%	OB	IN20	AVG START
1	Las Vegas	4	3	0	0.0%	2	66.7%	0	0	33.7
2	Denver	12	12	3	25.0%	5	41.7%	1	0	33.6
3	Cincinnati	10	10	1	10.0%	2	20.0%	0	0	33.1
4	Baltimore	11	11	2	18.2%	3	27.3%	0	0	33.0
5	New England	11	11	0	0.0%	0	0.0%	1	4	32.1
6	New York Jets	14	13	0	0.0%	2	15.4%	0	2	31.5
7	Tennessee	12	12	3	25.0%	3	25.0%	0	2	31.5
8	Cleveland	12	12	1	8.3%	2	16.7%	2	0	29.9
9	Kansas City	10	10	1	10.0%	4	40.0%	0	0	29.8
10t	Buffalo	11	10	0	0.0%	0	0.0%	1	1	29.5
10t	Indianapolis	7	6	0	0.0%	1	16.7%	0	1	29.5
12	Pittsburgh	13	12	2	16.7%	5	41.7%	0	1	29.4
13	Miami	14	14	0	0.0%	2	14.3%	1	2	29.4
14	Jacksonville	9	8	2	25.0%	5	62.5%	0	1	27.5
15	Los Angeles Chargers	5	5	2	40.0%	2	40.0%	0	0	27.0
16	Houston	3	3	2	66.7%	2	66.7%	0	0	21.0
	<b>TOTALS</b>	<b>158</b>	<b>152</b>	<b>19</b>	<b>12.5%</b>	<b>40</b>	<b>26.3%</b>	<b>6</b>	<b>14</b>	<b>30.6</b>

## AFC KICKOFFS (KICKING TEAM)

RANK	TEAM	TOTAL KO	ADJ KO	TB	TB%	EZ	EZ%	OB	IN20	AVG START
1	Kansas City	9	8	2	25.0%	2	25.0%	0	0	26.6
2	New England	11	10	0	0.0%	3	30.0%	1	2	27.9
3	Cincinnati	10	10	2	20.0%	6	60.0%	0	1	28.1
4	New York Jets	10	9	1	11.1%	2	22.2%	0	0	29.4
5	Cleveland	8	8	2	25.0%	3	37.5%	0	0	30.1
6	Houston	3	3	1	33.3%	1	33.3%	0	0	30.7
7	Los Angeles Chargers	6	6	1	16.7%	3	50.0%	0	0	30.8
8	Baltimore	16	16	1	6.3%	1	6.3%	3	1	31.1
9	Buffalo	14	14	1	7.1%	2	14.3%	0	2	31.4
10	Tennessee	10	9	3	33.3%	5	55.6%	0	0	31.4
11	Las Vegas	5	5	0	0.0%	0	0.0%	1	1	31.6
12	Jacksonville	13	13	3	23.1%	4	30.8%	2	0	32.3
13	Miami	8	7	0	0.0%	0	0.0%	0	3	32.4
14	Pittsburgh	12	11	0	0.0%	1	9.1%	0	0	32.5
15	Indianapolis	14	14	1	7.1%	2	14.3%	1	0	34.2
16	Denver	10	10	1	10.0%	2	20.0%	0	1	34.6
	<b>TOTALS</b>	<b>159</b>	<b>153</b>	<b>19</b>	<b>12.4%</b>	<b>37</b>	<b>24.2%</b>	<b>8</b>	<b>11</b>	<b>31.1</b>

ADJ KO: Adjusted kickoffs are used to compute Avg. Team Drive Start. Adjusted kickoffs do not include inside kicks or kickoffs at the end of a half unless either kickoff is returned for a touchdown. Adjusted kickoffs also do not include non-inside kickoffs that result in the kicking team ultimately retaining possession.

IN20: The number of drives that start inside (not including) the 20-yard line.

# 2025 NATIONAL FOOTBALL LEAGUE

## NFC KICKOFFS (RECEIVING TEAM)

RANK	TEAM	TOTAL KO	ADJ KO	TB	TB%	EZ	EZ%	OB	IN20	AVG START
1	Washington	9	9	3	33.3%	5	55.6%	0	0	34.1
2	Tampa Bay	5	5	1	20.0%	2	40.0%	1	0	32.2
3	Seattle	9	9	2	22.2%	2	22.2%	0	0	31.8
4	Los Angeles Rams	8	7	2	28.6%	2	28.6%	0	0	31.1
5	Chicago	15	13	2	15.4%	8	61.5%	1	1	31.1
6	San Francisco	8	8	3	37.5%	4	50.0%	1	0	31.0
7	New Orleans	11	11	3	27.3%	4	36.4%	0	1	30.5
8	New York Giants	11	11	3	27.3%	4	36.4%	0	0	28.9
9	Atlanta	7	7	1	14.3%	1	14.3%	0	1	27.9
10	Carolina	13	13	4	30.8%	4	30.8%	2	1	27.8
11	Green Bay	8	6	2	33.3%	4	66.7%	1	1	27.7
12	Philadelphia	8	7	2	28.6%	2	28.6%	0	1	27.1
13	Dallas	14	14	0	0.0%	1	7.1%	0	5	26.1
14	Arizona	9	8	1	12.5%	4	50.0%	0	1	25.1
15	Minnesota	12	12	1	8.3%	7	58.3%	0	2	24.8
16	Detroit	10	9	1	11.1%	3	33.3%	1	1	23.3
	<b>TOTALS</b>	<b>157</b>	<b>149</b>	<b>31</b>	<b>20.8%</b>	<b>57</b>	<b>38.3%</b>	<b>7</b>	<b>15</b>	<b>28.6</b>

## NFC KICKOFFS (KICKING TEAM)

RANK	TEAM	TOTAL KO	ADJ KO	TB	TB%	EZ	EZ%	OB	IN20	AVG START
1	Carolina	8	6	0	0.0%	1	16.7%	0	1	23.2
2	Chicago	9	8	0	0.0%	3	37.5%	1	0	23.4
3	Los Angeles Rams	10	10	4	40.0%	4	40.0%	0	2	24.0
4	Washington	8	7	3	42.9%	6	85.7%	0	0	26.9
5	New York Giants	12	12	0	0.0%	2	16.7%	0	3	26.9
6t	Arizona	11	11	1	9.1%	1	9.1%	0	2	27.0
6t	Atlanta	12	12	2	16.7%	6	50.0%	1	2	27.0
8	Philadelphia	9	9	0	0.0%	1	11.1%	0	2	27.1
9	Tampa Bay	5	5	0	0.0%	0	0.0%	0	1	27.4
10	Seattle	10	9	3	33.3%	5	55.6%	0	1	29.0
11	New Orleans	8	8	2	25.0%	5	62.5%	1	0	29.1
12	Detroit	13	11	1	9.1%	5	45.5%	2	2	29.5
13	Dallas	11	11	3	27.3%	3	27.3%	0	1	30.2
14	Minnesota	8	7	3	42.9%	5	71.4%	0	0	30.6
15	Green Bay	12	12	4	33.3%	7	58.3%	0	1	31.3
16	San Francisco	10	10	5	50.0%	6	60.0%	0	0	33.3
	<b>TOTALS</b>	<b>156</b>	<b>148</b>	<b>31</b>	<b>20.9%</b>	<b>60</b>	<b>40.5%</b>	<b>5</b>	<b>18</b>	<b>28.0</b>

ADJ KO: Adjusted kickoffs are used to compute Avg. Team Drive Start. Adjusted kickoffs do not include inside kicks or kickoffs at the end of a half unless either kickoff is returned for a touchdown. Adjusted kickoffs also do not include non-inside kickoffs that result in the kicking team ultimately retaining possession.

IN20: The number of drives that start inside (not including) the 20-yard line.

# 2025 NATIONAL FOOTBALL LEAGUE

## NFL KICKOFFS (RECEIVING TEAM)

RANK	TEAM	TOTAL KO	ADJ KO	TB	TB%	EZ	EZ%	OB	IN20	AVG START
1	Washington	9	9	3	33.3%	5	55.6%	0	0	34.1
2	Las Vegas	4	3	0	0.0%	2	66.7%	0	0	33.7
3	Denver	12	12	3	25.0%	5	41.7%	1	0	33.6
4	Cincinnati	10	10	1	10.0%	2	20.0%	0	0	33.1
5	Baltimore	11	11	2	18.2%	3	27.3%	0	0	33.0
6	Tampa Bay	5	5	1	20.0%	2	40.0%	1	0	32.2
7	New England	11	11	0	0.0%	0	0.0%	1	4	32.1
8	Seattle	9	9	2	22.2%	2	22.2%	0	0	31.8
9	New York Jets	14	13	0	0.0%	2	15.4%	0	2	31.5
10	Tennessee	12	12	3	25.0%	3	25.0%	0	2	31.5
11	Los Angeles Rams	8	7	2	28.6%	2	28.6%	0	0	31.1
12	Chicago	15	13	2	15.4%	8	61.5%	1	1	31.1
13	San Francisco	8	8	3	37.5%	4	50.0%	1	0	31.0
14	New Orleans	11	11	3	27.3%	4	36.4%	0	1	30.5
15	Cleveland	12	12	1	8.3%	2	16.7%	2	0	29.9
16	Kansas City	10	10	1	10.0%	4	40.0%	0	0	29.8
17t	Buffalo	11	10	0	0.0%	0	0.0%	1	1	29.5
17t	Indianapolis	7	6	0	0.0%	1	16.7%	0	1	29.5
19	Pittsburgh	13	12	2	16.7%	5	41.7%	0	1	29.4
20	Miami	14	14	0	0.0%	2	14.3%	1	2	29.4
21	New York Giants	11	11	3	27.3%	4	36.4%	0	0	28.9
22	Atlanta	7	7	1	14.3%	1	14.3%	0	1	27.9
23	Carolina	13	13	4	30.8%	4	30.8%	2	1	27.8
24	Green Bay	8	6	2	33.3%	4	66.7%	1	1	27.7
25	Jacksonville	9	8	2	25.0%	5	62.5%	0	1	27.5
26	Philadelphia	8	7	2	28.6%	2	28.6%	0	1	27.1
27	Los Angeles Chargers	5	5	2	40.0%	2	40.0%	0	0	27.0
28	Dallas	14	14	0	0.0%	1	7.1%	0	5	26.1
29	Arizona	9	8	1	12.5%	4	50.0%	0	1	25.1
30	Minnesota	12	12	1	8.3%	7	58.3%	0	2	24.8
31	Detroit	10	9	1	11.1%	3	33.3%	1	1	23.3
32	Houston	3	3	2	66.7%	2	66.7%	0	0	21.0
	<b>TOTALS</b>	<b>630</b>	<b>602</b>	<b>100</b>	<b>16.6%</b>	<b>194</b>	<b>32.2%</b>	<b>26</b>	<b>58</b>	<b>29.6</b>

ADJ KO: Adjusted kickoffs are used to compute Avg. Team Drive Start. Adjusted kickoffs do not include inside kicks or kickoffs at the end of a half unless either kickoff is returned for a touchdown. Adjusted kickoffs also do not include non-onside kickoffs that result in the kicking team ultimately retaining possession.

IN20: The number of drives that start inside (not including) the 20-yard line.

# 2025 NATIONAL FOOTBALL LEAGUE

## NFL KICKOFFS (KICKING TEAM)

RANK	TEAM	TOTAL KO	ADJ KO	TB	TB%	EZ	EZ%	OB	IN20	AVG START
1	Carolina	8	6	0	0.0%	1	16.7%	0	1	23.2
2	Chicago	9	8	0	0.0%	3	37.5%	1	0	23.4
3	Los Angeles Rams	10	10	4	40.0%	4	40.0%	0	2	24.0
4	Kansas City	9	8	2	25.0%	2	25.0%	0	0	26.6
5	Washington	8	7	3	42.9%	6	85.7%	0	0	26.9
6	New York Giants	12	12	0	0.0%	2	16.7%	0	3	26.9
7t	Arizona	11	11	1	9.1%	1	9.1%	0	2	27.0
7t	Atlanta	12	12	2	16.7%	6	50.0%	1	2	27.0
9	Philadelphia	9	9	0	0.0%	1	11.1%	0	2	27.1
10	Tampa Bay	5	5	0	0.0%	0	0.0%	0	1	27.4
11	New England	11	10	0	0.0%	3	30.0%	1	2	27.9
12	Cincinnati	10	10	2	20.0%	6	60.0%	0	1	28.1
13	Seattle	10	9	3	33.3%	5	55.6%	0	1	29.0
14	New Orleans	8	8	2	25.0%	5	62.5%	1	0	29.1
15	New York Jets	10	9	1	11.1%	2	22.2%	0	0	29.4
16	Detroit	13	11	1	9.1%	5	45.5%	2	2	29.5
17	Cleveland	8	8	2	25.0%	3	37.5%	0	0	30.1
18	Dallas	11	11	3	27.3%	3	27.3%	0	1	30.2
19	Minnesota	8	7	3	42.9%	5	71.4%	0	0	30.6
20	Houston	3	3	1	33.3%	1	33.3%	0	0	30.7
21	Los Angeles Chargers	6	6	1	16.7%	3	50.0%	0	0	30.8
22	Baltimore	16	16	1	6.3%	1	6.3%	3	1	31.1
23	Green Bay	12	12	4	33.3%	7	58.3%	0	1	31.3
24	Buffalo	14	14	1	7.1%	2	14.3%	0	2	31.4
25	Tennessee	10	9	3	33.3%	5	55.6%	0	0	31.4
26	Las Vegas	5	5	0	0.0%	0	0.0%	1	1	31.6
27	Jacksonville	13	13	3	23.1%	4	30.8%	2	0	32.3
28	Miami	8	7	0	0.0%	0	0.0%	0	3	32.4
29	Pittsburgh	12	11	0	0.0%	1	9.1%	0	0	32.5
30	San Francisco	10	10	5	50.0%	6	60.0%	0	0	33.3
31	Indianapolis	14	14	1	7.1%	2	14.3%	1	0	34.2
32	Denver	10	10	1	10.0%	2	20.0%	0	1	34.6
	<b>TOTALS</b>	<b>630</b>	<b>602</b>	<b>100</b>	<b>16.6%</b>	<b>194</b>	<b>32.2%</b>	<b>26</b>	<b>58</b>	<b>29.6</b>

ADJ KO: Adjusted kickoffs are used to compute Avg. Team Drive Start. Adjusted kickoffs do not include inside kicks or kickoffs at the end of a half unless either kickoff is returned for a touchdown. Adjusted kickoffs also do not include non-onside kickoffs that result in the kicking team ultimately retaining possession.

IN20: The number of drives that start inside (not including) the 20-yard line.

# 2025 NATIONAL FOOTBALL LEAGUE

## AFC PLAYER SINGLE-GAME HIGHS

CATEGORY	TOTAL	PLAYER	GAME	DETAILS
Points	17	Spencer Shrader	IND vs. DEN, Sep. 14	5 FG, 2 XK
Passing Yards	394	Josh Allen	BUF vs. BAL, Sep. 7	33-46, 394 YDS, 2 TD, 0 INT
Longest Pass	65	Aaron Rodgers	PIT vs. SEA, Sep. 14	to Jaylen Warren
Passing Touchdowns	4	Aaron Rodgers	PIT at NYJ, Sep. 7	22-30, 244 YDS, 4 TD, 0 INT
	4	Lamar Jackson	BAL vs. CLE, Sep. 14	19-29, 225 YDS, 4 TD, 0 INT
Rushing Yards	169	Derrick Henry	BAL at BUF, Sep. 7	18-169, 2 TD
Rushing Attempts	25	Jonathan Taylor	IND vs. DEN, Sep. 14	25-165, 0 TD
Longest Rush	71	Travis Etienne	JAX vs. CAR, Sep. 7	
Receptions	14	Ja'Marr Chase	CIN vs. JAX, Sep. 14	14-165, 1 TD
Receiving Yards	165	Ja'Marr Chase	CIN vs. JAX, Sep. 14	14-165, 1 TD
Kickoff Return Yards	171	Antonio Gibson	NE at MIA, Sep. 14	6-171, 1 TD
Kickoff Returns	6			3 times in non-overtime games
Longest Kickoff Return	90	Antonio Gibson	NE at MIA, Sep. 14	(TD)
Punt Return Yards	74	Malik Washington	MIA vs. NE, Sep. 14	1-74, 0 FC, 1 TD
Punt Returns	4	Marvin Mims Jr.	DEN vs. TEN, Sep. 7	4-47, 3 FC, 0 TD
	4	Brandon Codrington	BUF at NYJ, Sep. 14	4-22, 1 FC, 0 TD
Longest Punt Return	74	Malik Washington	MIA vs. NE, Sep. 14	(TD)
Interceptions	1			21 times in non-overtime games
Longest Interception Return	61	Nate Wiggins	BAL vs. CLE, Sep. 14	
Sacks	2.0	Harold Landry III	NE vs. LV, Sep. 7	
Scrimmage Yards	215	Jonathan Taylor	IND vs. DEN, Sep. 14	Rush: 25-165, Rec: 2-50
Longest Punt	71	Bryce Baringer	NE at MIA, Sep. 14	
Punts	8	Johnny Hekker	TEN at DEN, Sep. 7	8-395 (49.4)
Field Goals Made	5	Spencer Shrader	IND vs. DEN, Sep. 14	5-5, 45 long
Longest Field Goal	60	Chris Boswell	PIT at NYJ, Sep. 7	

# 2025 NATIONAL FOOTBALL LEAGUE

## NFC PLAYER SINGLE-GAME HIGHS

CATEGORY	TOTAL	PLAYER	GAME	DETAILS
Points	18	Amon-Ra St. Brown	DET vs. CHI, Sep. 14	3 TD
Passing Yards	450	Russell Wilson	NYG at DAL, Sep. 14 (OT)	30-41, 450 YDS, 3 TD, 1 INT
	334	Jared Goff	DET vs. CHI, Sep. 14	23-28, 334 YDS, 5 TD, 0 INT
Longest Pass	64	Jared Goff	DET vs. CHI, Sep. 14	to Jameson Williams
Passing Touchdowns	5	Jared Goff	DET vs. CHI, Sep. 14	23-28, 334 YDS, 5 TD, 0 INT
Rushing Yards	143	Bijan Robinson	ATL at MIN, Sep. 14	22-143, 0 TD
Rushing Attempts	23	Josh Jacobs	GB vs. WAS, Sep. 11	23-84, 1 TD
Longest Rush	52	Trey Benson	ARI at NO, Sep. 7	
Receptions	10	Jahmyr Gibbs	DET at GB, Sep. 7	10-31, 0 TD
	10	Puka Nacua	LAR vs. HOU, Sep. 7	10-130, 0 TD
Receiving Yards	167	Malik Nabers	NYG at DAL, Sep. 14 (OT)	9-167, 2 TD
	130	Puka Nacua	LAR vs. HOU, Sep. 7	10-130, 0 TD
Kickoff Return Yards	135	Myles Price	MIN vs. ATL, Sep. 14	6-135, 0 TD
Kickoff Returns	6	Myles Price	MIN vs. ATL, Sep. 14	6-135, 0 TD
Longest Kickoff Return	50	Deebo Samuel Sr.	WAS at GB, Sep. 11	
Punt Return Yards	68	Myles Price	MIN at CHI, Sep. 8	4-68, 0 FC, 0 TD
Punt Returns	4			3 times in non-overtime games
Longest Punt Return	54	Kameron Johnson	TB at ATL, Sep. 7	
Interceptions	1			16 times, 14 in non-overtime games
Longest Interception Return	74	Nahshon Wright	CHI vs. MIN, Sep. 8	(TD)
Sacks	2.0			5 times in non-overtime games
Scrimmage Yards	168	Bijan Robinson	ATL at MIN, Sep. 14	Rush: 22-143, Rec: 3-25
Longest Punt	70	Braden Mann	PHI at KC, Sep. 14	
Punts	7	Ryan Wright	MIN at CHI, Sep. 8	7-333 (47.6)
Field Goals Made	5	John Parker Romo	ATL at MIN, Sep. 14	5-5, 54 long
Longest Field Goal	59	Will Reichard	MIN at CHI, Sep. 8	

# 2025 NATIONAL FOOTBALL LEAGUE

## NFL PLAYER SINGLE-GAME HIGHS

CATEGORY	TOTAL	PLAYER	GAME	DETAILS
Points	18	Amon-Ra St. Brown	DET vs. CHI, Sep. 14	3 TD
Passing Yards	450	Russell Wilson	NYG at DAL, Sep. 14 (OT)	30-41, 450 YDS, 3 TD, 1 INT
	394	Josh Allen	BUF vs. BAL, Sep. 7	33-46, 394 YDS, 2 TD, 0 INT
Longest Pass	65	Aaron Rodgers	PIT vs. SEA, Sep. 14	to Jaylen Warren
Passing Touchdowns	5	Jared Goff	DET vs. CHI, Sep. 14	23-28, 334 YDS, 5 TD, 0 INT
Rushing Yards	169	Derrick Henry	BAL at BUF, Sep. 7	18-169, 2 TD
Rushing Attempts	25	Jonathan Taylor	IND vs. DEN, Sep. 14	25-165, 0 TD
Longest Rush	71	Travis Etienne	JAX vs. CAR, Sep. 7	
Receptions	14	Ja'Marr Chase	CIN vs. JAX, Sep. 14	14-165, 1 TD
Receiving Yards	167	Malik Nabers	NYG at DAL, Sep. 14 (OT)	9-167, 2 TD
	165	Ja'Marr Chase	CIN vs. JAX, Sep. 14	14-165, 1 TD
Kickoff Return Yards	171	Antonio Gibson	NE at MIA, Sep. 14	6-171, 1 TD
Kickoff Returns	6			4 times in non-overtime games
Longest Kickoff Return	90	Antonio Gibson	NE at MIA, Sep. 14	(TD)
Punt Return Yards	74	Malik Washington	MIA vs. NE, Sep. 14	1-74, 0 FC, 1 TD
Punt Returns	4			5 times in non-overtime games
Longest Punt Return	74	Malik Washington	MIA vs. NE, Sep. 14	(TD)
Interceptions	1			37 times, 35 in non-overtime games
Longest Interception Return	74	Nahshon Wright	CHI vs. MIN, Sep. 8	(TD)
Sacks	2.0			6 times in non-overtime games
Scrimmage Yards	215	Jonathan Taylor	IND vs. DEN, Sep. 14	Rush: 25-165, Rec: 2-50
Longest Punt	71	Bryce Baringer	NE at MIA, Sep. 14	
Punts	8	Johnny Hekker	TEN at DEN, Sep. 7	8-395 (49.4)
	5	John Parker Romo	ATL at MIN, Sep. 14	5-5, 54 long
Field Goals Made	5	Spencer Shrader	IND vs. DEN, Sep. 14	5-5, 45 long
Longest Field Goal	60	Chris Boswell	PIT at NYJ, Sep. 7	

# 2025 NATIONAL FOOTBALL LEAGUE

---

## 300-YARD PASSING GAMES

YARDS	PLAYER	GAME	DETAILS
450	Russell Wilson	NYG at DAL, Sep. 14 (OT)	30-41, 3 TD, 1 INT
394	Josh Allen	BUF vs. BAL, Sep. 7	33-46, 2 TD, 0 INT
362	Geno Smith	LV at NE, Sep. 7	24-34, 1 TD, 1 INT
361	Dak Prescott	DAL vs. NYG, Sep. 14 (OT)	38-52, 2 TD, 1 INT
334	Jared Goff	DET vs. CHI, Sep. 14	23-28, 5 TD, 0 INT
328	Bryce Young	CAR at ARI, Sep. 14	35-55, 3 TD, 1 INT
318	Justin Herbert	LAC vs. KC, Sep. 5	25-34, 3 TD, 0 INT
316	Daniel Jones	IND vs. DEN, Sep. 14	23-34, 1 TD, 0 INT
315	Tua Tagovailoa	MIA vs. NE, Sep. 14	26-32, 2 TD, 1 INT

# 2025 NATIONAL FOOTBALL LEAGUE

---

## 100-YARD RECEIVING GAMES

YARDS	PLAYER	GAME	DETAILS
167	Malik Nabers	NYG at DAL, Sep. 14 (OT)	9 REC, 2 TD
165	Ja'Marr Chase	CIN vs. JAX, Sep. 14	14 REC, 1 TD
143	Zay Flowers	BAL at BUF, Sep. 7	7 REC, 1 TD
142	Wan'Dale Robinson	NYG at DAL, Sep. 14 (OT)	8 REC, 1 TD
130	Puka Nacua	LAR vs. HOU, Sep. 7	10 REC, 0 TD
128	Rome Odunze	CHI at DET, Sep. 14	7 REC, 2 TD
124	Jaxon Smith-Njigba	SEA vs. SF, Sep. 7	9 REC, 0 TD
124	Tucker Kraft	GB vs. WAS, Sep. 11	6 REC, 1 TD
115	Amon-Ra St. Brown	DET vs. CHI, Sep. 14	9 REC, 3 TD
112	Keon Coleman	BUF vs. BAL, Sep. 7	8 REC, 1 TD
112	CeeDee Lamb	DAL vs. NYG, Sep. 14 (OT)	9 REC, 0 TD
110	CeeDee Lamb	DAL at PHI, Sep. 4	7 REC, 0 TD
109	Tyreek Hill	MIA vs. NE, Sep. 14	6 REC, 0 TD
108	Ricky Pearsall	SF at SEA, Sep. 7	4 REC, 0 TD
108	Jameson Williams	DET vs. CHI, Sep. 14	2 REC, 1 TD
106	Davante Adams	LAR at TEN, Sep. 14	6 REC, 1 TD
103	Kayshon Boutte	NE vs. LV, Sep. 7	6 REC, 0 TD
103	Brock Bowers	LV at NE, Sep. 7	5 REC, 0 TD
103	Jaxon Smith-Njigba	SEA at PIT, Sep. 14	8 REC, 0 TD
100	Bijan Robinson	ATL vs. TB, Sep. 7	6 REC, 1 TD
100	Tetairoa McMillan	CAR at ARI, Sep. 14	6 REC, 0 TD

# 2025 NATIONAL FOOTBALL LEAGUE

---

## 100-YARD RUSHING GAMES

YARDS	PLAYER	GAME	DETAILS
169	Derrick Henry	BAL at BUF, Sep. 7	18 ATT, 2 TD
165	Jonathan Taylor	IND vs. DEN, Sep. 14	25 ATT, 0 TD
143	Travis Etienne	JAX vs. CAR, Sep. 7	16 ATT, 0 TD
143	Bijan Robinson	ATL at MIN, Sep. 14	22 ATT, 0 TD
132	James Cook	BUF at NYJ, Sep. 14	21 ATT, 2 TD
107	Breece Hall	NYJ vs. PIT, Sep. 7	19 ATT, 0 TD
105	Kenneth Walker III	SEA at PIT, Sep. 14	13 ATT, 1 TD

# 2025 NATIONAL FOOTBALL LEAGUE

## AFC LEADING PASSERS

RANK	PLAYER	TEAM	ATT	COMP	COMP%	YDS	YPA	TD	TD%	LONG	INT	INT%	RATING
1	L. Jackson	BAL	48	33	68.8%	434	9.04	6	12.5%	41	0	0.0%	136.6
2	Herbert	LAC	34	25	73.5%	318	9.35	3	8.8%	33	0	0.0%	131.7
3	D. Jones	IND	63	45	71.4%	588	9.33	2	3.2%	44	0	0.0%	111.1
4	G. Smith	LV	34	24	70.6%	362	10.65	1	2.9%	38	1	2.9%	102.8
5	Maye	NE	69	49	71.0%	517	7.49	3	4.3%	55	1	1.4%	100.9
6	Allen	BUF	71	47	66.2%	542	7.63	2	2.8%	51	0	0.0%	98.4
7	Rodgers	PIT	63	40	63.5%	447	7.10	5	7.9%	65	2	3.2%	97.8
8	Burrow	CIN	36	21	58.3%	189	5.25	2	5.6%	25	0	0.0%	91.1
9	Tagovailoa	MIA	55	40	72.7%	429	7.80	3	5.5%	47	3	5.5%	90.6
10	Mahomes	KC	68	40	58.8%	445	6.54	2	2.9%	49t	1	1.5%	82.0
11	Nix	DEN	70	47	67.1%	382	5.46	4	5.7%	42	3	4.3%	82.0
12	Lawrence	JAX	73	43	58.9%	449	6.15	4	5.5%	40	3	4.1%	77.9
13	Stroud	HOU	27	19	70.4%	188	6.96	0	0.0%	23	1	3.7%	74.3
14	Flacco	CLE	90	56	62.2%	489	5.43	2	2.2%	26	3	3.3%	70.1
15	*C. Ward	TEN	61	31	50.8%	287	4.70	1	1.6%	29	0	0.0%	69.5

# 2025 NATIONAL FOOTBALL LEAGUE

---

## AFC LEADING PASSERS, RANKS

PLAYER	TEAM	ATT	COMP	COMP%	YDS	YPA	TD	TD%	INT	INT%	RATING
L. Jackson	BAL	11	10	7	8	4	1	1	1t	1t	1
Herbert	LAC	13t	12	1	12	2	5t	2	1t	1t	2
D. Jones	IND	7t	5	3	1	3	8t	9	1t	1t	3
G. Smith	LV	13t	13	5	11	1	14t	10t	7t	9	4
Maye	NE	5	2	4	3	7	5t	8	7t	7	5
Allen	BUF	3	3t	9	2	6	8t	12	1t	1t	6
Rodgers	PIT	7t	7t	10	6	8	2	3	11	10	7
Burrow	CIN	12	14t	14	16	14	8t	5	1t	1t	8
Tagovailoa	MIA	10	7t	2	9	5	5t	7	12t	15	9
Mahomes	KC	6	7t	13	7	10	8t	10t	7t	8	10
Nix	DEN	4	3t	8	10	12	3t	4	12t	14	11
Lawrence	JAX	2	6	12	5	11	3t	6	12t	13	12
Stroud	HOU	17	16t	6	17	9	19t	15	7t	12	13
Flacco	CLE	1	1	11	4	13	8t	13	12t	11	14
*C. Ward	TEN	9	11	15	13	15	14t	14	1t	1t	15

# 2025 NATIONAL FOOTBALL LEAGUE

## AFC FOURTH-QUARTER PASSING LEADERS

RANK	PLAYER	TEAM	ATT	COMP	COMP%	YDS	YPA	TD	TD%	INT	INT%	RATING
1	Herbert	LAC	9	9	100.0%	91	10.11	1	11.1%	0	0.0%	145.8
2	L. Jackson	BAL	7	5	71.4%	74	10.57	2	28.6%	0	0.0%	145.2
3	Allen	BUF	23	17	73.9%	263	11.43	1	4.3%	0	0.0%	125.8
4	G. Smith	LV	6	5	83.3%	84	14.00	0	0.0%	0	0.0%	118.8
5	T. Taylor	NYJ	11	7	63.6%	56	5.09	1	9.1%	0	0.0%	106.6
6	Rodgers	PIT	22	16	72.7%	122	5.55	2	9.1%	1	4.5%	97.2
7	Mahomes	KC	20	9	45.0%	187	9.35	2	10.0%	1	5.0%	91.0
8	Stroud	HOU	8	6	75.0%	42	5.25	0	0.0%	0	0.0%	86.5
9	Maye	NE	19	12	63.2%	114	6.00	0	0.0%	0	0.0%	79.7
10	Tagovailoa	MIA	19	12	63.2%	133	7.00	1	5.3%	1	5.3%	79.5
11	Z. Wilson	MIA	8	5	62.5%	32	4.00	0	0.0%	0	0.0%	70.8
12	D. Jones	IND	9	5	55.6%	42	4.67	0	0.0%	0	0.0%	67.8
13	Lawrence	JAX	19	10	52.6%	86	4.53	0	0.0%	0	0.0%	64.8
14	Flacco	CLE	30	19	63.3%	151	5.03	0	0.0%	1	3.3%	61.9
15	Fields	NYJ	9	4	44.4%	45	5.00	0	0.0%	0	0.0%	60.0
16	*C. Ward	TEN	23	11	47.8%	75	3.26	0	0.0%	0	0.0%	55.5
17	Nix	DEN	12	8	66.7%	67	5.58	0	0.0%	1	8.3%	46.2
18	Browning	CIN	17	10	58.8%	76	4.47	0	0.0%	1	5.9%	45.2

# 2025 NATIONAL FOOTBALL LEAGUE

## AFC THIRD-DOWN PASSING LEADERS

RANK	PLAYER	TEAM	ATT	COMP	COMP%	YDS	YPA	TD	TD%	INT	INT%	RATING
1	G. Smith	LV	9	7	77.8%	109	12.11	1	11.1%	0	0.0%	154.2
2	Maye	NE	18	14	77.8%	174	9.67	2	11.1%	0	0.0%	144.0
3	Herbert	LAC	8	7	87.5%	64	8.00	2	25.0%	0	0.0%	139.6
4	Burrow	CIN	11	8	72.7%	65	5.91	2	18.2%	0	0.0%	126.9
5	Allen	BUF	15	10	66.7%	149	9.93	0	0.0%	0	0.0%	99.0
6	L. Jackson	BAL	14	10	71.4%	112	8.00	0	0.0%	0	0.0%	94.9
7	D. Jones	IND	17	12	70.6%	136	8.00	0	0.0%	0	0.0%	94.2
8	Stroud	HOU	5	4	80.0%	33	6.60	0	0.0%	0	0.0%	94.2
9	*C. Ward	TEN	19	10	52.6%	126	6.63	1	5.3%	0	0.0%	91.1
10	Rodgers	PIT	17	10	58.8%	95	5.59	1	5.9%	1	5.9%	69.5
11	Flacco	CLE	24	13	54.2%	181	7.54	0	0.0%	1	4.2%	61.3
12	Mahomes	KC	16	8	50.0%	55	3.44	0	0.0%	0	0.0%	58.1
13	Lawrence	JAX	17	11	64.7%	148	8.71	0	0.0%	2	11.8%	52.7
14	Nix	DEN	18	11	61.1%	88	4.89	0	0.0%	1	5.6%	50.2
15	Tagovailoa	MIA	11	6	54.5%	96	8.73	0	0.0%	2	18.2%	44.3

# 2025 NATIONAL FOOTBALL LEAGUE

## AFC LEADING RUSHERS

RANK	PLAYER	TEAM	ATT	YDS	AVG	LONG	TD
1	Taylor	IND	43	236	5.5	68	0
2	Etienne	JAX	30	214	7.1	71	0
3	Henry	BAL	29	192	6.6	49	2
4	Cook	BUF	34	176	5.2	44t	3
5	Pollard	TEN	38	152	4.0	10	0
6	Dobbins	DEN	30	139	4.6	23	2
7	Hall	NYJ	29	136	4.7	18	0
8	Mahomes (QB)	KC	13	123	9.5	22	2
9	Fields (QB)	NYJ	17	97	5.7	27	2
10	C. Brown	CIN	37	90	2.4	11	1
11	Allen (QB)	BUF	20	89	4.5	40	2
12t	Achane	MIA	18	85	4.7	26	0
12t	J. Warren	PIT	25	85	3.4	9	0
14	L. Jackson (QB)	BAL	8	83	10.4	19	1
15	*Harvey	DEN	11	78	7.1	50	0
16	Stevenson	NE	18	69	3.8	21	0
17	*Judkins	CLE	10	61	6.1	31	0
18	Chubb	HOU	13	60	4.6	13	0
19	*Tuten	JAX	11	53	4.8	9	0
20	*Hampton	LAC	15	48	3.2	11	0
21t	Hunt	KC	13	47	3.6	11	0
21t	Pacheco	KC	15	47	3.1	10	0
23	Maye (QB)	NE	14	42	3.0	13	1
24	*Giddens	IND	12	41	3.4	12	0
25t	Ford	CLE	12	39	3.3	8	0
25t	Gainwell	PIT	12	39	3.3	13	0
27t	*Jeanty	LV	19	38	2.0	9	1
27t	Nix (QB)	DEN	11	38	3.5	18	0
29	*Henderson	NE	8	37	4.6	14	0
30	*Sampson	CLE	16	35	2.2	5	0
31t	Herbert (QB)	LAC	7	32	4.6	19	0
31t	Stroud (QB)	HOU	5	32	6.4	14	0
31t	M. Washington (WR)	MIA	4	32	8.0	18	0
34t	Gibson	NE	6	30	5.0	15	0
34t	Ty Johnson	BUF	4	30	7.5	17	0
36	D. Jones (QB)	IND	13	28	2.2	11	3
37	R. Davis	BUF	10	26	2.6	8	0
38	T. Taylor (QB)	NYJ	3	21	7.0	15	0
39t	Allen	NYJ	8	20	2.5	8t	1
39t	*Allen	JAX	3	20	6.7	9	0
41t	Davis	NYJ	2	18	9.0	15	0
41t	*Dike (WR)	TEN	3	18	6.0	9	0
43	Lawrence (QB)	JAX	6	16	2.7	10	0
44t	D. Brown (WR)	JAX	3	15	5.0	9	0
44t	Dulin (WR)	IND	1	15	15.0	15	0
46t	Flacco (QB)	CLE	3	14	4.7	8	0
46t	Moore (WR)	BUF	3	14	4.7	8	1
48t	Flowers (WR)	BAL	3	12	4.0	8	0
48t	*Gordon	MIA	3	12	4.0	8	0
50	Franklin (WR)	DEN	1	11	11.0	11	0

# 2025 NATIONAL FOOTBALL LEAGUE

---

## AFC THIRD-AND-ONE RUSHING LEADERS

RANK	PLAYER	TEAM	ATT	FD	PCT
1t	D. Jones (QB)	IND	3	3	100.0%
1t	J. Warren	PIT	3	3	100.0%
1t	Allen (QB)	BUF	2	2	100.0%
1t	Hunt	KC	2	2	100.0%
1t	Nix (QB)	DEN	2	2	100.0%
1t	Andrews (TE)	BAL	1	1	100.0%
1t	Browning (QB)	CIN	1	1	100.0%
1t	Conklin (TE)	LAC	1	1	100.0%
1t	Dobbins	DEN	1	1	100.0%
1t	Flacco (QB)	CLE	1	1	100.0%
1t	*Gordon	MIA	1	1	100.0%
1t	Hall	NYJ	1	1	100.0%
1t	*Henderson	NE	1	1	100.0%
1t	*Judkins	CLE	1	1	100.0%
1t	Mahomes (QB)	KC	1	1	100.0%
1t	Maye (QB)	NE	1	1	100.0%
1t	Pollard	TEN	1	1	100.0%
1t	*Sampson	CLE	1	1	100.0%
1t	*C. Ward (QB)	TEN	1	1	100.0%
1t	*Warren (TE)	IND	1	1	100.0%
21t	C. Brown	CIN	3	2	66.7%
21t	Fields (QB)	NYJ	3	2	66.7%
23	*Jeanty	LV	2	1	50.0%
24	Stevenson	NE	3	1	33.3%

# 2025 NATIONAL FOOTBALL LEAGUE

## AFC LEADERS IN RECEPTIONS

RANK	PLAYER	TEAM	REC	YDS	AVG	LONG	TD
1	Chase	CIN	16	191	11.9	25	1
2	Brown	KC	15	129	8.6	49	0
3	Flowers	BAL	14	218	15.6	39	1
4t	Franklin	DEN	12	133	11.1	42	1
4t	*Fannin (TE)	CLE	12	111	9.3	22	0
6t	*Warren (TE)	IND	11	155	14.1	41	0
6t	Wilson	NYJ	11	145	13.2	33t	1
6t	Coleman	BUF	11	138	12.5	25	1
6t	Achane (RB)	MIA	11	112	10.2	29t	2
6t	*Sampson (RB)	CLE	11	77	7.0	14	1
11t	T. Hill	MIA	10	149	14.9	47	0
11t	Pittman	IND	10	120	12.0	27t	1
11t	Diggs	NE	10	89	8.9	16	0
14t	Jeudy	CLE	9	117	13.0	26	0
14t	Waddle	MIA	9	98	10.9	23	1
14t	*Hunter	JAX	9	55	6.1	10	0
14t	Smith (TE)	PIT	9	42	4.7	10	1
18t	D. Brown	JAX	8	109	13.6	23	1
18t	Meyers	LV	8	97	12.1	24	0
18t	Kincaid (TE)	BUF	8	85	10.6	22	1
18t	Downs	IND	8	63	7.9	19	0
18t	*Henderson (RB)	NE	8	54	6.8	15	0
23t	Boutte	NE	7	119	17.0	24	1
23t	Palmer	BUF	7	108	15.4	32	0
23t	Metcalf	PIT	7	103	14.7	31	1
23t	Stevenson (RB)	NE	7	100	14.3	55	0
23t	Ridley	TEN	7	84	12.0	26	0
23t	Njoku (TE)	CLE	7	77	11.0	23	0
23t	Shakir	BUF	7	76	10.9	26	0
23t	Strange (TE)	JAX	7	76	10.9	24	0
23t	Tillman	CLE	7	74	10.6	25	2
23t	Allen	LAC	7	68	9.7	15	1
23t	Sutton	DEN	7	67	9.6	22t	1
23t	Fant (TE)	CIN	7	54	7.7	25	1
23t	Okonkwo (TE)	TEN	7	54	7.7	14	0
36t	Kelce (TE)	KC	6	108	18.0	37t	1
36t	J. Warren (RB)	PIT	6	108	18.0	65	1
36t	Higgins	CIN	6	89	14.8	42t	1
36t	McConkey	LAC	6	74	12.3	23	0
36t	*Ayomanor	TEN	6	69	11.5	23	1
36t	Cook (RB)	BUF	6	61	10.2	51	0
36t	Smith-Schuster	KC	6	60	10.0	16	0
36t	Freiermuth (TE)	PIT	6	59	9.8	20	0
36t	Ford (RB)	CLE	6	20	3.3	12	0
36t	Gainwell (RB)	PIT	6	20	3.3	6	0
46t	Pierce	IND	5	104	20.8	44	0
46t	Bowers (TE)	LV	5	103	20.6	38	0
46t	Austin	PIT	5	92	18.4	30	1
46t	Johnston	LAC	5	79	15.8	33	2
46t	Taylor (RB)	IND	5	77	15.4	43	1
46t	Washington	JAX	5	76	15.2	40	0
46t	Henry (TE)	NE	5	75	15.0	27	0
46t	Thomas	JAX	5	60	12.0	18	0
46t	Mims	DEN	5	36	7.2	23t	1
46t	Etienne (RB)	JAX	5	31	6.2	11t	1

# 2025 NATIONAL FOOTBALL LEAGUE

## AFC RECEIVING YARDAGE LEADERS

RANK	PLAYER	TEAM	YDS	REC	AVG	LONG	TD
1	Flowers	BAL	218	14	15.6	39	1
2	Chase	CIN	191	16	11.9	25	1
3	*Warren (TE)	IND	155	11	14.1	41	0
4	T. Hill	MIA	149	10	14.9	47	0
5	Wilson	NYJ	145	11	13.2	33t	1
6	Coleman	BUF	138	11	12.5	25	1
7	Franklin	DEN	133	12	11.1	42	1
8	Brown	KC	129	15	8.6	49	0
9	Pittman	IND	120	10	12.0	27t	1
10	Boutte	NE	119	7	17.0	24	1
11	Jeudy	CLE	117	9	13.0	26	0
12	Achane (RB)	MIA	112	11	10.2	29t	2
13	*Fannin (TE)	CLE	111	12	9.3	22	0
14	D. Brown	JAX	109	8	13.6	23	1
15t	Kelce (TE)	KC	108	6	18.0	37t	1
15t	Palmer	BUF	108	7	15.4	32	0
15t	J. Warren (RB)	PIT	108	6	18.0	65	1
18	Pierce	IND	104	5	20.8	44	0
19t	Bowers (TE)	LV	103	5	20.6	38	0
19t	Metcalf	PIT	103	7	14.7	31	1
21t	Stevenson (RB)	NE	100	7	14.3	55	0
21t	Thornton	KC	100	4	25.0	49t	1
23	Hopkins	BAL	99	4	24.8	41	2
24	Waddle	MIA	98	9	10.9	23	1
25	Meyers	LV	97	8	12.1	24	0
26	Austin	PIT	92	5	18.4	30	1
27t	Diggs	NE	89	10	8.9	16	0
27t	Higgins	CIN	89	6	14.8	42t	1
29	Kincaid (TE)	BUF	85	8	10.6	22	1
30	Ridley	TEN	84	7	12.0	26	0
31	Johnston	LAC	79	5	15.8	33	2
32t	Njoku (TE)	CLE	77	7	11.0	23	0
32t	*Sampson (RB)	CLE	77	11	7.0	14	1
32t	Taylor (RB)	IND	77	5	15.4	43	1
35t	Shakir	BUF	76	7	10.9	26	0
35t	Strange (TE)	JAX	76	7	10.9	24	0
35t	Washington	JAX	76	5	15.2	40	0
38	Henry (TE)	NE	75	5	15.0	27	0
39t	McConkey	LAC	74	6	12.3	23	0
39t	Tillman	CLE	74	7	10.6	25	2
41	*Ayomanor	TEN	69	6	11.5	23	1
42	Allen	LAC	68	7	9.7	15	1
43	Sutton	DEN	67	7	9.6	22t	1
44	Downs	IND	63	8	7.9	19	0
45	Cook (RB)	BUF	61	6	10.2	51	0
46t	Smith-Schuster	KC	60	6	10.0	16	0
46t	Thomas	JAX	60	5	12.0	18	0
48	Freiermuth (TE)	PIT	59	6	9.8	20	0
49	*Hunter	JAX	55	9	6.1	10	0
50t	Fant (TE)	CIN	54	7	7.7	25	1
50t	*Henderson (RB)	NE	54	8	6.8	15	0
50t	Okonkwo (TE)	TEN	54	7	7.7	14	0
50t	Tucker	LV	54	2	27.0	28	1

# 2025 NATIONAL FOOTBALL LEAGUE

## AFC THIRD-DOWN RECEIVING LEADERS

RANK	PLAYER	TEAM	REC	YDS	AVG	LONG	TD
1	Jeudy	CLE	5	73	14.6	26	0
2t	Flowers	BAL	4	79	19.8	39	0
2t	Higgins	CIN	4	73	18.3	42t	1
2t	*Ayomanor	TEN	4	51	12.8	23	1
2t	Allen	LAC	4	36	9.0	11t	1
2t	Smith (TE)	PIT	4	27	6.8	10	0
7t	Stevenson (RB)	NE	3	79	26.3	55	0
7t	D. Brown	JAX	3	50	16.7	18	0
7t	Strange (TE)	JAX	3	44	14.7	24	0
7t	*Warren (TE)	IND	3	32	10.7	15	0
7t	Kincaid (TE)	BUF	3	30	10.0	18	0
7t	Chase	CIN	3	28	9.3	14	1
7t	*Henderson (RB)	NE	3	28	9.3	15	0
7t	Diggs	NE	3	22	7.3	9	0
7t	Downs	IND	3	17	5.7	9	0
7t	Hill (RB)	BAL	3	15	5.0	8	0
7t	Brown	KC	3	13	4.3	13	0
7t	Meyers	LV	3	12	4.0	4	0
7t	Mims	DEN	3	12	4.0	7	0
20t	T. Hill	MIA	2	56	28.0	47	0
20t	Taylor (RB)	IND	2	49	24.5	43	0
20t	Boutte	NE	2	40	20.0	24	1
20t	Palmer	BUF	2	40	20.0	32	0
20t	Tillman	CLE	2	38	19.0	25	0
20t	Moore	BUF	2	34	17.0	31	0
20t	Freiermuth (TE)	PIT	2	31	15.5	20	0
20t	Njoku (TE)	CLE	2	31	15.5	23	0
20t	Okonkwo (TE)	TEN	2	28	14.0	14	0
20t	Pittman	IND	2	28	14.0	14	0
20t	Metcalf	PIT	2	25	12.5	23	1
20t	*Fannin (TE)	CLE	2	22	11.0	18	0
20t	Franklin	DEN	2	21	10.5	15	0
20t	Achane (RB)	MIA	2	19	9.5	12	0
20t	Johnston	LAC	2	19	9.5	14	1
20t	Schultz (TE)	HOU	2	17	8.5	9	0
20t	Ruckert (TE)	NYJ	2	16	8.0	12	0
20t	Sutton	DEN	2	16	8.0	8	0
20t	Ridley	TEN	2	13	6.5	8	0
20t	Wilson	NYJ	2	10	5.0	6	0
20t	Shakir	BUF	2	9	4.5	6	0
20t	*Hunter	JAX	2	3	1.5	5	0
42t	Cook (RB)	BUF	1	51	51.0	51	0
42t	Washington	JAX	1	40	40.0	40	0
42t	*Thornton	LV	1	36	36.0	36	0
42t	Pollard (RB)	TEN	1	29	29.0	29	0
42t	Tucker	LV	1	26	26.0	26t	1
42t	T. Johnson	NYJ	1	24	24.0	24	0
42t	*Bech	LV	1	23	23.0	23	0
42t	Remigio	KC	1	21	21.0	21	0
42t	Badie (RB)	DEN	1	19	19.0	19	0
42t	Coleman	BUF	1	17	17.0	17	0
42t	Conner (TE)	MIA	1	14	14.0	14	0
42t	Gesicki (TE)	CIN	1	14	14.0	14	0
42t	Ford (RB)	CLE	1	12	12.0	12	0
42t	Mayer (TE)	LV	1	12	12.0	12	0

# 2025 NATIONAL FOOTBALL LEAGUE

## AFC THIRD-DOWN RECEIVING LEADERS

RANK	PLAYER	TEAM	REC	YDS	AVG	LONG	TD
42t	Smith-Schuster	KC	1	12	12.0	12	0
42t	M. Washington	MIA	1	11	11.0	11	0
42t	Engram (TE)	DEN	1	10	10.0	10	0
42t	Wallace	BAL	1	10	10.0	10	0
42t	Eskridge	MIA	1	9	9.0	9	0
42t	*Higgins	HOU	1	9	9.0	9	0
42t	McConkey	LAC	1	9	9.0	9	0
42t	*Noel	HOU	1	7	7.0	7	0
42t	Pierce	IND	1	7	7.0	7	0
42t	D. Sample (TE)	CIN	1	7	7.0	7	0
42t	Thomas	JAX	1	7	7.0	7	0
42t	Westbrook-Ikhine	MIA	1	7	7.0	7	0
42t	R. Wilson	PIT	1	7	7.0	7	0
42t	*Bryant	DEN	1	6	6.0	6	0
42t	Hopkins	BAL	1	6	6.0	6	0
42t	Gainwell (RB)	PIT	1	5	5.0	5	0
42t	Jefferson	TEN	1	5	5.0	5	0
42t	Perine (RB)	CIN	1	5	5.0	5	0
42t	*Sampson (RB)	CLE	1	5	5.0	5	0
42t	Thrash	CLE	1	5	5.0	5	0
42t	*Allen (RB)	JAX	1	4	4.0	4	0
42t	Prentice (RB)	DEN	1	4	4.0	4	0
42t	Gray (TE)	KC	1	3	3.0	3	0
42t	Hunt (RB)	KC	1	3	3.0	3	0
42t	Mitchell	IND	1	3	3.0	3	0
42t	Thornton	KC	1	3	3.0	3	0
42t	Andrews (TE)	BAL	1	2	2.0	2	0
42t	Douglas	NE	1	2	2.0	2t	1
42t	Hall (RB)	NYJ	1	2	2.0	2	0
42t	Maye (QB)	NE	1	2	2.0	2	0
42t	Fant (TE)	CIN	1	1	1.0	1t	1
42t	Gibson (RB)	NE	1	1	1.0	1	0

# 2025 NATIONAL FOOTBALL LEAGUE

## AFC LEADING SCORERS (NON-KICKING)

RANK	PLAYER	TEAM	POS	TOUCHDOWNS				X2	PTS
				TOTAL	RUSH	REC	RET		
1t	Cook	BUF	RB	3	3	0	0	0	18
1t	D. Jones	IND	QB	3	3	0	0	0	18
3t	Achane	MIA	RB	2	0	2	0	0	12
3t	Allen	BUF	QB	2	2	0	0	0	12
3t	Dobbins	DEN	RB	2	2	0	0	0	12
3t	Fields	NYJ	QB	2	2	0	0	0	12
3t	Henry	BAL	RB	2	2	0	0	0	12
3t	Hopkins	BAL	WR	2	0	2	0	0	12
3t	Johnston	LAC	WR	2	0	2	0	0	12
3t	Mahomes	KC	QB	2	2	0	0	0	12
3t	Tillman	CLE	WR	2	0	2	0	0	12
3t	Walker	BAL	WR	2	0	2	0	0	12
13t	Allen	NYJ	RB	1	1	0	0	0	6
13t	Allen	LAC	WR	1	0	1	0	0	6
13t	Austin	PIT	WR	1	0	1	0	0	6
13t	*Ayomanor	TEN	WR	1	0	1	0	0	6
13t	Boutte	NE	WR	1	0	1	0	0	6
13t	C. Brown	CIN	RB	1	1	0	0	0	6
13t	D. Brown	JAX	WR	1	0	1	0	0	6
13t	Browning	CIN	QB	1	1	0	0	0	6
13t	Chase	CIN	WR	1	0	1	0	0	6
13t	Coleman	BUF	WR	1	0	1	0	0	6
13t	Douglas	NE	WR	1	0	1	0	0	6
13t	Etienne	JAX	RB	1	0	1	0	0	6
13t	Fant	CIN	TE	1	0	1	0	0	6
13t	Flowers	BAL	WR	1	0	1	0	0	6
13t	Franklin	DEN	WR	1	0	1	0	0	6
13t	Gibson	NE	RB	1	0	0	1	0	6
13t	Higgins	CIN	WR	1	0	1	0	0	6
13t	Hollins	NE	WR	1	0	1	0	0	6
13t	L. Jackson	BAL	QB	1	1	0	0	0	6
13t	*Jeanty	LV	RB	1	1	0	0	0	6
13t	Kelce	KC	TE	1	0	1	0	0	6
13t	Kincaid	BUF	TE	1	0	1	0	0	6
13t	Long	JAX	TE	1	0	1	0	0	6
13t	Maye	NE	QB	1	1	0	0	0	6
13t	Metcalf	PIT	WR	1	0	1	0	0	6
13t	Mims	DEN	WR	1	0	1	0	0	6
13t	Moore	BUF	WR	1	1	0	0	0	6
13t	Pittman	IND	WR	1	0	1	0	0	6
13t	Ruckert	NYJ	TE	1	0	1	0	0	6
13t	*Sampson	CLE	RB	1	0	1	0	0	6
13t	*R. Sanders	CLE	RB	1	1	0	0	0	6
13t	Skowronek	PIT	WR	1	0	1	0	0	6
13t	Smith	PIT	TE	1	0	1	0	0	6
13t	Smith	BAL	ILB	1	0	0	1	0	6

# 2025 NATIONAL FOOTBALL LEAGUE

## AFC LEADING SCORERS (NON-KICKING)

RANK	PLAYER	TEAM	POS	TOUCHDOWNS				X2	PTS
				TOTAL	RUSH	REC	RET		
13t	Sutton	DEN	WR	1	0	1	0	0	6
13t	Taylor	IND	RB	1	0	1	0	0	6
13t	Thomas	JAX	WR	1	1	0	0	0	6
13t	Thornton	KC	WR	1	0	1	0	0	6
13t	Tinsley	CIN	WR	1	0	1	0	0	6
13t	Trautman	DEN	TE	1	0	1	0	0	6
13t	Tucker	LV	WR	1	0	1	0	0	6
13t	*Tuten	JAX	RB	1	0	1	0	0	6
13t	Waddle	MIA	WR	1	0	1	0	0	6
13t	Wallace	BAL	WR	1	0	1	0	0	6
13t	J. Warren	PIT	RB	1	0	1	0	0	6
13t	M. Washington	MIA	WR	1	0	0	1	0	6
13t	Wilson	NYJ	WR	1	0	1	0	0	6

# 2025 NATIONAL FOOTBALL LEAGUE

---

## AFC LEADING SCORERS (KICKING)

RANK	PLAYER	TEAM	PAT	FG	FG%	LONG	PTS
1	Shrader	IND	5/5	9/9	100.0%	48	32
2	Slye	TEN	1/1	8/8	100.0%	57	25
3t	C. Little	JAX	5/5	6/6	100.0%	47	23
3t	Prater	BUF	5/5	6/6	100.0%	52	23
5	*Loop	BAL	9/10	4/4	100.0%	52	21
6	Boswell	PIT	4/4	5/5	100.0%	60	19
7t	*Borregales	NE	2/4	4/5	80.0%	53	14
7t	Butker	KC	2/3	4/5	80.0%	59	14
9t	Folk	NYJ	3/3	3/3	100.0%	51	12
9t	Lutz	DEN	6/6	2/3	66.7%	39	12
9t	McPherson	CIN	6/6	2/2	100.0%	35	12
12t	Dicker	LAC	3/3	2/2	100.0%	39	9
12t	Fairbairn	HOU	0/0	3/3	100.0%	53	9
12t	Patterson	MIA	3/3	2/2	100.0%	44	9
12t	Szmyt	CLE	3/4	2/3	66.7%	45	9
16	Carlson	LV	2/2	2/3	66.7%	51	8

# 2025 NATIONAL FOOTBALL LEAGUE

---

## AFC TOUCHBACKS ON KICKOFFS

RANK	PLAYER	TEAM	TB
1t	C. Little	JAX	3
1t	Slye	TEN	3
3t	Butker	KC	2
3t	McPherson	CIN	2
3t	Szmyt	CLE	2
6t	Dicker	LAC	1
6t	Fairbairn	HOU	1
6t	Folk	NYJ	1
6t	Loop	BAL	1
6t	Lutz	DEN	1
6t	Prater	BUF	1
6t	Shrader	IND	1

# 2025 NATIONAL FOOTBALL LEAGUE

## AFC MOST YARDS FROM SCRIMMAGE

RANK	PLAYER	TEAM	POS	TOTAL			RUSHING			RECEIVING		
				YDS	PLAYS	AVG	YDS	ATT	AVG	YDS	ATT	AVG
1	Taylor	IND	RB	313	48	6.5	236	43	5.5	77	5	15.4
2	Etienne	JAX	RB	245	35	7.0	214	30	7.1	31	5	6.2
3	Cook	BUF	RB	237	40	5.9	176	34	5.2	61	6	10.2
4	Flowers	BAL	WR	230	17	13.5	12	3	4.0	218	14	15.6
5	Henry	BAL	RB	205	30	6.8	192	29	6.6	13	1	13.0
6	Achane	MIA	RB	197	29	6.8	85	18	4.7	112	11	10.2
7	J. Warren	PIT	RB	193	31	6.2	85	25	3.4	108	6	18.0
8	Chase	CIN	WR	191	16	11.9	0	0	---	191	16	11.9
9	Hall	NYJ	RB	183	33	5.5	136	29	4.7	47	4	11.8
10	Pollard	TEN	RB	181	39	4.6	152	38	4.0	29	1	29.0
11	Stevenson	NE	RB	169	25	6.8	69	18	3.8	100	7	14.3
12	*Warren	IND	TE	158	13	12.2	3	2	1.5	155	11	14.1
13	Dobbins	DEN	RB	153	33	4.6	139	30	4.6	14	3	4.7
14	T. Hill	MIA	WR	149	10	14.9	0	0	---	149	10	14.9
15	Wilson	NYJ	WR	145	11	13.2	0	0	---	145	11	13.2
16	Franklin	DEN	WR	144	13	11.1	11	1	11.0	133	12	11.1
17	Coleman	BUF	WR	138	11	12.5	0	0	---	138	11	12.5
18	Brown	KC	WR	129	15	8.6	0	0	---	129	15	8.6
19	D. Brown	JAX	WR	124	11	11.3	15	3	5.0	109	8	13.6
20	Mahomes	KC	QB	123	13	9.5	123	13	9.5	0	0	---
21	Pittman	IND	WR	120	10	12.0	0	0	---	120	10	12.0
22	Boutte	NE	WR	119	7	17.0	0	0	---	119	7	17.0
23	Judy	CLE	WR	117	9	13.0	0	0	---	117	9	13.0
24	C. Brown	CIN	RB	116	41	2.8	90	37	2.4	26	4	6.5
25	*Fannin	CLE	TE	114	13	8.8	3	1	3.0	111	12	9.3
26	*Sampson	CLE	RB	112	27	4.1	35	16	2.2	77	11	7.0
27t	Kelce	KC	TE	108	6	18.0	0	0	---	108	6	18.0
27t	Palmer	BUF	WR	108	7	15.4	0	0	---	108	7	15.4
29	Pierce	IND	WR	104	5	20.8	0	0	---	104	5	20.8
30t	Bowers	LV	TE	103	5	20.6	0	0	---	103	5	20.6
30t	Metcalf	PIT	WR	103	7	14.7	0	0	---	103	7	14.7
32	Thornton	KC	WR	100	4	25.0	0	0	---	100	4	25.0
33	Hopkins	BAL	WR	99	4	24.8	0	0	---	99	4	24.8
34	Waddle	MIA	WR	98	9	10.9	0	0	---	98	9	10.9
35t	Fields	NYJ	QB	97	17	5.7	97	17	5.7	0	0	---
35t	Meyers	LV	WR	97	8	12.1	0	0	---	97	8	12.1
37	*Harvey	DEN	RB	93	13	7.2	78	11	7.1	15	2	7.5
38	Austin	PIT	WR	92	5	18.4	0	0	---	92	5	18.4
39	*Henderson	NE	RB	91	16	5.7	37	8	4.6	54	8	6.8
40t	Allen	BUF	QB	89	20	4.5	89	20	4.5	0	0	---
40t	Diggs	NE	WR	89	10	8.9	0	0	---	89	10	8.9
40t	Higgins	CIN	WR	89	6	14.8	0	0	---	89	6	14.8
43t	Kincaid	BUF	TE	85	8	10.6	0	0	---	85	8	10.6
43t	*Tuten	JAX	RB	85	13	6.5	53	11	4.8	32	2	16.0
45	Ridley	TEN	WR	84	7	12.0	0	0	---	84	7	12.0
46	L. Jackson	BAL	QB	83	8	10.4	83	8	10.4	0	0	---
47	Johnston	LAC	WR	79	5	15.8	0	0	---	79	5	15.8
48	Njoku	CLE	TE	77	7	11.0	0	0	---	77	7	11.0
49t	Shakir	BUF	WR	76	7	10.9	0	0	---	76	7	10.9
49t	Strange	JAX	TE	76	7	10.9	0	0	---	76	7	10.9
49t	Washington	JAX	WR	76	5	15.2	0	0	---	76	5	15.2

# 2025 NATIONAL FOOTBALL LEAGUE

## AFC LEADERS IN FIRST DOWNS

RANK	PLAYER	TEAM	POS	TOTAL	RUSH	REC
1t	Chase	CIN	WR	11	0	11
1t	Taylor	IND	RB	11	7	4
3t	Cook	BUF	RB	10	9	1
3t	Hall	NYJ	RB	10	9	1
3t	Mahomes	KC	QB	10	10	0
3t	J. Warren	PIT	RB	10	6	4
7	*Warren	IND	TE	9	1	8
8t	C. Brown	CIN	RB	8	7	1
8t	D. Brown	JAX	WR	8	1	7
8t	Coleman	BUF	WR	8	0	8
8t	Etienne	JAX	RB	8	6	2
8t	Flowers	BAL	WR	8	0	8
8t	Pollard	TEN	RB	8	7	1
8t	*Sampson	CLE	RB	8	4	4
15t	Achane	MIA	RB	7	2	5
15t	Allen	BUF	QB	7	7	0
15t	Dobbins	DEN	RB	7	7	0
15t	Fields	NYJ	QB	7	7	0
15t	Franklin	DEN	WR	7	1	6
15t	Henry	BAL	RB	7	6	1
15t	T. Hill	MIA	WR	7	0	7
15t	Pittman	IND	WR	7	0	7
23t	Allen	LAC	WR	6	0	6
23t	Boutte	NE	WR	6	0	6
23t	Brown	KC	WR	6	0	6
23t	Hunt	KC	RB	6	5	1
23t	Jeudy	CLE	WR	6	0	6
23t	D. Jones	IND	QB	6	6	0
23t	Wilson	NYJ	WR	6	0	6
30t	*Ayomanor	TEN	WR	5	0	5
30t	Downs	IND	WR	5	0	5
30t	*Fannin	CLE	TE	5	0	5
30t	L. Jackson	BAL	QB	5	5	0
30t	Kelce	KC	TE	5	0	5
30t	Metcalf	PIT	WR	5	0	5
30t	Meyers	LV	WR	5	0	5
30t	Palmer	BUF	WR	5	0	5
30t	Stevenson	NE	RB	5	3	2
30t	Thomas	JAX	WR	5	1	4
40t	Austin	PIT	WR	4	0	4
40t	Bowers	LV	TE	4	0	4
40t	Chubb	HOU	RB	4	4	0
40t	Diggs	NE	WR	4	0	4
40t	*Hampton	LAC	RB	4	4	0
40t	*Henderson	NE	RB	4	2	2
40t	Higgins	CIN	WR	4	0	4
40t	Kincaid	BUF	TE	4	0	4
40t	Maye	NE	QB	4	4	0
40t	Pierce	IND	WR	4	0	4
40t	Ridley	TEN	WR	4	0	4
40t	Shakir	BUF	WR	4	0	4
40t	Strange	JAX	TE	4	0	4
40t	Sutton	DEN	WR	4	0	4
40t	Tillman	CLE	WR	4	0	4
40t	Waddle	MIA	WR	4	0	4

# 2025 NATIONAL FOOTBALL LEAGUE

## AFC PUNTING YARDS LEADERS

RANK	PLAYER	TEAM	POS	PUNTS	YARDS	LONG	AVG	TB	BLK	DWN	OB	RETURNS		IN20	NET AVG
												TOT	YDS		
1	Rehkov	CIN	P	9	482	63	53.6	2	0	2	0	5	60	3	42.4
2	Scott	LAC	P	2	106	56	53.0	0	0	0	0	2	7	0	49.5
3	Townsend	HOU	P	4	208	61	52.0	0	0	0	0	2	21	1	46.8
4t	Stout	BAL	P	8	411	59	51.4	1	0	2	2	2	0	3	48.9
4t	Waitman	PIT	P	8	411	64	51.4	1	0	0	0	4	49	2	42.8
6	Cole	LV	P	5	249	60	49.8	2	0	0	1	2	16	0	38.6
7	Hekker	TEN	P	13	645	65	49.6	1	0	1	0	6	61	4	43.4
8	Araiza	KC	P	6	294	69	49.0	0	0	1	1	1	14	3	46.7
9	McNamara	NYJ	P	9	434	55	48.2	1	0	2	0	4	22	4	43.6
10	Baringer	NE	P	8	380	71	47.5	0	0	1	2	3	106	2	34.3
11	*Crawshaw	DEN	P	6	278	53	46.3	0	0	0	0	3	16	6	43.7
12	Bojorquez	CLE	P	7	320	55	45.7	1	1	1	2	2	46	3	31.8

# 2025 NATIONAL FOOTBALL LEAGUE

## AFC NET PUNTING YARDS LEADERS

RANK	PLAYER	TEAM	POS	PUNTS	YARDS	LONG	AVG	TB	BLK	DWN	OB	RETURNS		IN20	NET AVG
												TOT	YDS		
1	Scott	LAC	P	2	106	56	53.0	0	0	0	0	2	7	0	49.5
2	Stout	BAL	P	8	411	59	51.4	1	0	2	2	2	0	3	48.9
3	Townsend	HOU	P	4	208	61	52.0	0	0	0	0	2	21	1	46.8
4	Araiza	KC	P	6	294	69	49.0	0	0	1	1	1	14	3	46.7
5	*Crawshaw	DEN	P	6	278	53	46.3	0	0	0	0	3	16	6	43.7
6	McNamara	NYJ	P	9	434	55	48.2	1	0	2	0	4	22	4	43.6
7	Hekker	TEN	P	13	645	65	49.6	1	0	1	0	6	61	4	43.4
8	Waitman	PIT	P	8	411	64	51.4	1	0	0	0	4	49	2	42.8
9	Rehkov	CIN	P	9	482	63	53.6	2	0	2	0	5	60	3	42.4
10	Cole	LV	P	5	249	60	49.8	2	0	0	1	2	16	0	38.6
11	Baringer	NE	P	8	380	71	47.5	0	0	1	2	3	106	2	34.3
12	Bojorquez	CLE	P	7	320	55	45.7	1	1	1	2	2	46	3	31.8

# 2025 NATIONAL FOOTBALL LEAGUE

---

## AFC PUNT RETURN LEADERS

RANK	PLAYER	TEAM	POS	RET	FC	YDS	AVG	LONG	TD
1	*Dike	TEN	WR	3	2	49	16.3	21	0
2	Carter	CLE	WR	3	0	41	13.7	15	0
3	Remigio	KC	WR	4	1	49	12.3	25	0
4	Mims	DEN	WR	4	3	47	11.8	18	0
5	*Noel	HOU	WR	2	1	20	10.0	10	0
6	Washington	JAX	WR	3	0	26	8.7	15	0
7	M. Jones	NE	CB	3	0	24	8.0	9	0
8	Codrington	BUF	CB	5	1	22	4.4	9	0

# 2025 NATIONAL FOOTBALL LEAGUE

---

## AFC KICKOFF RETURN LEADERS

RANK	PLAYER	TEAM	POS	RET	YDS	AVG	LONG	TD
1	Laube	LV	RB	2	65	32.5	34	0
2	Dulin	IND	WR	3	90	30.0	39	0
3	Gibson	NE	RB	8	239	29.9	90t	1
4	*B. Smith	KC	RB	4	115	28.8	37	0
5	Ali	BAL	RB	6	167	27.8	41	0
6	Codrington	BUF	CB	6	166	27.7	41	0
7t	Davis	NYJ	RB	5	134	26.8	33	0
7t	Mims	DEN	WR	5	134	26.8	31	0
9	Wallace	BAL	WR	3	79	26.3	33	0
10t	Gould	IND	WR	3	77	25.7	29	0
10t	Perine	CIN	RB	6	154	25.7	37	0
12	*Dike	TEN	WR	9	227	25.2	71	0
13	Washington	JAX	WR	3	75	25.0	32	0
14	Remigio	KC	WR	4	99	24.8	34	0
15	Ty Johnson	BUF	RB	3	74	24.7	31	0
16	*Johnson	PIT	RB	8	190	23.8	29	0
17	Eskridge	MIA	WR	8	189	23.6	38	0
18	Carter	CLE	WR	5	118	23.6	29	0
19t	*Harvey	DEN	RB	3	70	23.3	28	0
19t	Jones	CIN	WR	3	70	23.3	29	0
21	Haskins	LAC	RB	3	67	22.3	25	0
22	M. Washington	MIA	WR	5	108	21.6	27	0
23	Ford	CLE	RB	4	81	20.3	25	0

# 2025 NATIONAL FOOTBALL LEAGUE

---

## AFC INTERCEPTION LEADERS

RANK	PLAYER	TEAM	POS	INT	YARDS	AVG	LONG	TD
1t	Battle	CIN	SAF	2	6	3.0	4	0
1t	Bynum	IND	SAF	2	14	7.0	14	0
3t	Barton	TEN	LB	1	0	0.0	0	0
3t	Hawkins	NE	SAF	1	1	1.0	1	0
3t	Herbig	PIT	LB	1	41	41.0	41	0
3t	D. Hill	CIN	CB	1	0	0.0	0	0
3t	Latu	IND	DE	1	6	6.0	6	0
3t	Lewis	JAX	CB	1	0	0.0	0	0
3t	Lloyd	JAX	LB	1	22	22.0	22	0
3t	Mapu	NE	LB	1	20	20.0	20	0
3t	McCreary	TEN	CB	1	0	0.0	0	0
3t	Murray	JAX	SS	1	12	12.0	12	0
3t	Oluokun	JAX	LB	1	0	0.0	0	0
3t	Pola-Mao	LV	SAF	1	0	0.0	0	0
3t	Ramsey	PIT	CB	1	2	2.0	2	0
3t	Turner	CIN	CB	1	7	7.0	7	0
3t	Wiggins	BAL	CB	1	61	61.0	61	0
3t	Wingard	JAX	SAF	1	39	39.0	39	0
3t	Woods	TEN	FS	1	16	16.0	16	0

# 2025 NATIONAL FOOTBALL LEAGUE

## AFC SACK LEADERS

RANK	PLAYER	TEAM	POS	SACKS
1t	Garrett	CLE	DE	3.5
1t	Landry	NE	LB	3.5
3t	Chubb	MIA	OLB	2.0
3t	Hendrickson	CIN	DE	2.0
3t	Madubuike	BAL	DT	2.0
3t	McDonald	NYJ	DE	2.0
3t	Strnad	DEN	LB	2.0
3t	Tranquill	KC	LB	2.0
3t	M. Williams	NE	DE	2.0
10	Chaisson	NE	LB	1.5
11t	Allen	DEN	DE	1.0
11t	Anderson	HOU	DE	1.0
11t	Armstead	JAX	DT	1.0
11t	Bishop	BUF	SAF	1.0
11t	Bonitto	DEN	LB	1.0
11t	Bosa	BUF	DE-LB	1.0
11t	Briggs	NYJ	DE	1.0
11t	Brooks	MIA	LB	1.0
11t	Bush	CLE	LB	1.0
11t	Cooper	DEN	LB	1.0
11t	Crosby	LV	DE	1.0
11t	Cross	IND	SAF	1.0
11t	Ebukam	IND	DE	1.0
11t	Elliss	DEN	LB	1.0
11t	Fatukasi	HOU	DT	1.0
11t	Hand	LAC	DE	1.0
11t	Hawkins	NE	SAF	1.0
11t	Henley	LAC	LB	1.0
11t	Highsmith	PIT	LB	1.0
11t	B. Hill	CIN	DE	1.0
11t	Hooker	TEN	SAF	1.0
11t	D. Jones	BUF	DT	1.0
11t	Karlaftis	KC	DE	1.0
11t	Koonce	LV	DE	1.0
11t	Laulu	LV	DT	1.0
11t	McGuire	CLE	DE	1.0
11t	McMillian	DEN	CB	1.0
11t	Milano	BUF	OLB	1.0
11t	Moore	IND	CB	1.0
11t	*Norman-Lott	KC	DT	1.0
11t	Oliver	BUF	DT	1.0
11t	Oluokun	JAX	LB	1.0
11t	Robinson	MIA	LB	1.0
11t	T. Robinson	BAL	LB	1.0
11t	*Sawyer	PIT	LB	1.0
11t	Simmons	TEN	DT	1.0
11t	Smoot	JAX	DE	1.0
11t	Spillane	NE	LB	1.0
11t	To'oTo'o	HOU	LB	1.0
11t	Walker	JAX	DE	1.0
11t	Quin. Williams	NYJ	LB	1.0
11t	Quin. Williams	NYJ	DT	1.0
11t	P. Wilson	PIT	LB	1.0
11t	Wilson	LV	DE	1.0

# 2025 NATIONAL FOOTBALL LEAGUE

---

## AFC LEADERS IN FUMBLE RECOVERIES

RANK	PLAYER	TEAM	POS	TOTAL	OWN TEAM	OPP TEAM
1t	*Barron	DEN	CB	1	0	1
1t	Bernard	BUF	LB	1	0	1
1t	Brown	BUF	OT	1	1	0
1t	*Campbell	NE	OT	1	1	0
1t	Epenesa	BUF	DE	1	0	1
1t	Gainwell	PIT	RB	1	1	0
1t	Hill	BAL	RB	1	1	0
1t	Howard	IND	CB	1	0	1
1t	Hunt	KC	RB	1	1	0
1t	Hunter	HOU	DE	1	0	1
1t	B. Jones	DEN	SAF	1	0	1
1t	Joseph-Day	TEN	DE	1	0	1
1t	Lawrence	JAX	QB	1	1	0
1t	Lewis	JAX	CB	1	0	1
1t	Mahomes	KC	QB	1	1	0
1t	*Mausi	TEN	LB	1	0	1
1t	Maye	NE	QB	1	1	0
1t	Skowronek	PIT	WR	1	0	1
1t	Smith	BAL	ILB	1	0	1
1t	*M. Taylor	NYJ	TE	1	1	0
1t	Thornhill	PIT	SAF	1	1	0
1t	Wallace	BAL	WR	1	1	0
1t	Wilson	NYJ	WR	1	1	0

# 2025 NATIONAL FOOTBALL LEAGUE

## AFC LEADERS IN RECOVERIES OF FUMBLES BY OWN TEAM

RANK	PLAYER	TEAM	POS	REC	YARDS	AVG	LONG	TD
1t	Brown	BUF	OT	1	0	0.0	0	0
1t	*Campbell	NE	OT	1	0	0.0	0	0
1t	Gainwell	PIT	RB	1	0	0.0	0	0
1t	Hill	BAL	RB	1	0	0.0	0	0
1t	Hunt	KC	RB	1	0	0.0	0	0
1t	Lawrence	JAX	QB	1	0	0.0	0	0
1t	Mahomes	KC	QB	1	0	0.0	0	0
1t	Maye	NE	QB	1	0	0.0	0	0
1t	*M. Taylor	NYJ	TE	1	0	0.0	0	0
1t	Thornhill	PIT	SAF	1	0	0.0	0	0
1t	Wallace	BAL	WR	1	0	0.0	0	0
1t	Wilson	NYJ	WR	1	0	0.0	0	0
13t	*Barron	DEN	CB	0	0	---	0	0
13t	Bernard	BUF	LB	0	0	---	0	0
13t	Epenesa	BUF	DE	0	0	---	0	0
13t	Howard	IND	CB	0	0	---	0	0
13t	Hunter	HOU	DE	0	0	---	0	0
13t	B. Jones	DEN	SAF	0	0	---	0	0
13t	Joseph-Day	TEN	DE	0	0	---	0	0
13t	Lewis	JAX	CB	0	0	---	0	0
13t	*Mausi	TEN	LB	0	0	---	0	0
13t	Skowronek	PIT	WR	0	0	---	0	0
13t	Smith	BAL	ILB	0	0	---	0	0

# 2025 NATIONAL FOOTBALL LEAGUE

## AFC LEADERS IN RECOVERIES OF FUMBLES BY OPPOSING TEAM

RANK	PLAYER	TEAM	POS	REC	YARDS	AVG	LONG	TD
1t	*Barron	DEN	CB	1	0	0.0	0	0
1t	Bernard	BUF	LB	1	0	0.0	0	0
1t	Epenesa	BUF	DE	1	0	0.0	0	0
1t	Howard	IND	CB	1	2	2.0	2	0
1t	Hunter	HOU	DE	1	0	0.0	0	0
1t	B. Jones	DEN	SAF	1	0	0.0	0	0
1t	Joseph-Day	TEN	DE	1	0	0.0	0	0
1t	Lewis	JAX	CB	1	0	0.0	0	0
1t	*Mausi	TEN	LB	1	0	0.0	0	0
1t	Skowronek	PIT	WR	1	0	0.0	0	0
1t	Smith	BAL	ILB	1	63	63.0	63t	1
12t	Brown	BUF	OT	0	0	---	0	0
12t	*Campbell	NE	OT	0	0	---	0	0
12t	Gainwell	PIT	RB	0	0	---	0	0
12t	Hill	BAL	RB	0	0	---	0	0
12t	Hunt	KC	RB	0	0	---	0	0
12t	Lawrence	JAX	QB	0	0	---	0	0
12t	Mahomes	KC	QB	0	0	---	0	0
12t	Maye	NE	QB	0	0	---	0	0
12t	*M. Taylor	NYJ	TE	0	0	---	0	0
12t	Thornhill	PIT	SAF	0	0	---	0	0
12t	Wallace	BAL	WR	0	0	---	0	0
12t	Wilson	NYJ	WR	0	0	---	0	0

# 2025 NATIONAL FOOTBALL LEAGUE

## NFC LEADING PASSERS

RANK	PLAYER	TEAM	ATT	COMP	COMP%	YDS	YPA	TD	TD%	LONG	INT	INT%	RATING
1	Goff	DET	67	54	80.6%	559	8.34	6	9.0%	64	1	1.5%	125.1
2	Love	GB	53	35	66.0%	480	9.06	4	7.5%	57	0	0.0%	120.0
3	Jones	SF	39	26	66.7%	279	7.15	3	7.7%	42t	0	0.0%	113.1
4	Stafford	LAR	62	44	71.0%	543	8.76	3	4.8%	40	1	1.6%	107.1
5	Murray	ARI	54	38	70.4%	383	7.09	3	5.6%	45	1	1.9%	101.1
6	Mayfield	TB	32	17	53.1%	167	5.22	3	9.4%	30t	0	0.0%	99.3
7	Wilson	NYG	78	47	60.3%	618	7.92	3	3.8%	52	1	1.3%	92.8
8	Daniels	WAS	72	43	59.7%	433	6.01	3	4.2%	34	0	0.0%	90.8
9	Rattler	NO	80	52	65.0%	421	5.26	3	3.8%	39	0	0.0%	90.7
10	Ca. Williams	CHI	65	40	61.5%	417	6.42	3	4.6%	37	1	1.5%	89.1
11	Penix	ATL	63	40	63.5%	433	6.87	1	1.6%	50t	0	0.0%	88.9
12	Darnold	SEA	56	38	67.9%	445	7.95	2	3.6%	43	2	3.6%	88.8
13	Prescott	DAL	86	59	68.6%	549	6.38	2	2.3%	33	1	1.2%	88.8
14	Hurts	PHI	45	34	75.6%	253	5.62	0	0.0%	51	0	0.0%	88.5
15	Young	CAR	90	53	58.9%	482	5.36	4	4.4%	40	3	3.3%	74.4
16	McCarthy	MIN	41	24	58.5%	301	7.34	2	4.9%	50	3	7.3%	67.2

# 2025 NATIONAL FOOTBALL LEAGUE

## NFC LEADING PASSERS, RANKS

PLAYER	TEAM	ATT	COMP	COMP%	YDS	YPA	TD	TD%	INT	INT%	RATING
Goff	DET	6	2	1	2	3	1	2	8t	10	1
Love	GB	12	12	8	6	1	2t	4	1t	1t	2
Jones	SF	15	14t	7	14	7	4t	3	1t	1t	3
Stafford	LAR	9	6	3	4	2	4t	7	8t	12	4
Murray	ARI	11	10t	4	12	8	4t	5	8t	13	5
Mayfield	TB	17	17	16	17	16	4t	1	1t	1t	6
Wilson	NYG	4	5	12	1	5	4t	11	8t	9	7
Daniels	WAS	5	7	13	8t	12	4t	10	1t	1t	8
Rattler	NO	3	4	9	10	15	4t	12	1t	1t	9
Ca. Williams	CHI	7	8t	11	11	10	4t	8	8t	11	10
Penix	ATL	8	8t	10	8t	9	16	15	1t	1t	11
Darnold	SEA	10	10t	6	7	4	12t	13	14	15	12
Prescott	DAL	2	1	5	3	11	12t	14	8t	8	13
Hurts	PHI	13	13	2	16	13	17t	16	1t	1t	14
Young	CAR	1	3	14	5	14	2t	9	15t	14	15
McCarthy	MIN	14	16	15	13	6	12t	6	15t	16	16

# 2025 NATIONAL FOOTBALL LEAGUE

## NFC FOURTH-QUARTER PASSING LEADERS

RANK	PLAYER	TEAM	ATT	COMP	COMP%	YDS	YPA	TD	TD%	INT	INT%	RATING
1	Stafford	LAR	16	13	81.3%	180	11.25	1	6.3%	0	0.0%	134.4
2	Jones	SF	10	7	70.0%	85	8.50	1	10.0%	0	0.0%	129.2
3	Goff	DET	17	13	76.5%	93	5.47	3	17.6%	0	0.0%	128.2
4	Wilson	NYG	20	11	55.0%	184	9.20	2	10.0%	0	0.0%	119.6
5	Daniels	WAS	23	14	60.9%	157	6.83	2	8.7%	0	0.0%	110.2
6	Ca. Williams	CHI	14	8	57.1%	119	8.50	1	7.1%	0	0.0%	108.9
7	Love	GB	7	4	57.1%	29	4.14	1	14.3%	0	0.0%	106.5
8	Mayfield	TB	10	6	60.0%	46	4.60	1	10.0%	0	0.0%	104.6
9	Darnold	SEA	13	9	69.2%	128	9.85	0	0.0%	0	0.0%	100.8
10	McCarthy	MIN	13	8	61.5%	121	9.31	2	15.4%	1	7.7%	99.7
11	Prescott	DAL	27	18	66.7%	178	6.59	1	3.7%	0	0.0%	97.5
12	Hurts	PHI	11	9	81.8%	80	7.27	0	0.0%	0	0.0%	97.0
13	Purdy	SF	12	9	75.0%	104	8.67	1	8.3%	1	8.3%	93.8
14	Penix	ATL	17	12	70.6%	126	7.41	0	0.0%	0	0.0%	91.8
15	Young	CAR	43	24	55.8%	251	5.84	3	7.0%	1	2.3%	86.5
16	Rattler	NO	36	21	58.3%	151	4.19	1	2.8%	0	0.0%	77.4
17	Murray	ARI	12	7	58.3%	60	5.00	0	0.0%	1	8.3%	36.8

# 2025 NATIONAL FOOTBALL LEAGUE

## NFC THIRD-DOWN PASSING LEADERS

RANK	PLAYER	TEAM	ATT	COMP	COMP%	YDS	YPA	TD	TD%	INT	INT%	RATING
1	Jones	SF	12	7	58.3%	121	10.08	3	25.0%	0	0.0%	132.3
2	Prescott	DAL	20	15	75.0%	195	9.75	1	5.0%	0	0.0%	121.9
3	Mayfield	TB	7	4	57.1%	52	7.43	1	14.3%	0	0.0%	120.2
4	Stafford	LAR	18	12	66.7%	173	9.61	1	5.6%	0	0.0%	116.2
5	Ca. Williams	CHI	15	10	66.7%	116	7.73	1	6.7%	0	0.0%	112.1
6	Hurts	PHI	14	12	85.7%	137	9.79	0	0.0%	0	0.0%	107.4
7	Love	GB	15	9	60.0%	117	7.80	1	6.7%	0	0.0%	106.8
8	Goff	DET	18	12	66.7%	121	6.72	2	11.1%	1	5.6%	99.5
9	Rattler	NO	19	11	57.9%	88	4.63	1	5.3%	0	0.0%	87.2
10	Darnold	SEA	18	12	66.7%	121	6.72	0	0.0%	0	0.0%	85.6
11	Penix	ATL	21	13	61.9%	133	6.33	0	0.0%	0	0.0%	80.1
12	Wilson	NYG	24	13	54.2%	178	7.42	0	0.0%	0	0.0%	78.1
13	Murray	ARI	14	10	71.4%	94	6.71	0	0.0%	1	7.1%	59.8
14	Daniels	WAS	21	9	42.9%	82	3.90	0	0.0%	0	0.0%	54.1
15	McCarthy	MIN	11	5	45.5%	55	5.00	1	9.1%	1	9.1%	53.2
16	Young	CAR	21	12	57.1%	94	4.48	0	0.0%	1	4.8%	48.5

# 2025 NATIONAL FOOTBALL LEAGUE

## NFC LEADING RUSHERS

RANK	PLAYER	TEAM	ATT	YDS	AVG	LONG	TD
1	Robinson	ATL	34	167	4.9	25	0
2	J. Williams	DAL	33	151	4.6	30t	3
3	Jacobs	GB	42	150	3.6	15	2
4	Barkley	PHI	40	148	3.7	16	2
5	Kamara	NO	32	144	4.5	18t	1
6	K. Williams	LAR	35	132	3.8	15	1
7	Walker	SEA	23	125	5.4	20	1
8	McCaffrey	SF	35	124	3.5	13	0
9	Swift	CHI	29	116	4.0	20	1
10	Gibbs	DET	21	113	5.4	42	1
11	Allgeier	ATL	26	100	3.8	17	1
12	*Croskey-Merritt	WAS	14	99	7.1	42	1
13	Mason	MIN	24	98	4.1	19	0
14	Hubbard	CAR	26	95	3.7	14	0
15t	Daniels (QB)	WAS	18	85	4.7	14	0
15t	Ca. Williams (QB)	CHI	11	85	7.7	13	1
17	Benson	ARI	11	83	7.5	52	0
18	Montgomery	DET	22	82	3.7	18	1
19	Hurts (QB)	PHI	23	77	3.3	15	3
20	J. Conner	ARI	23	73	3.2	12	1
21	Murray (QB)	ARI	14	70	5.0	30	0
22	Sanders	DAL	9	68	7.6	49	1
23	Wilson (QB)	NYG	11	67	6.1	15	0
24	Charbonnet	SEA	27	57	2.1	7	1
25	B. Robinson	SF	15	53	3.5	9	0
26	McCarthy (QB)	MIN	7	50	7.1	16	1
27t	Corum	LAR	6	46	7.7	15	1
27t	A. Jones	MIN	13	46	3.5	9	0
27t	Nacua (WR)	LAR	2	46	23.0	45t	1
30t	Ekeler	WAS	14	43	3.1	6	0
30t	Rattler (QB)	NO	8	43	5.4	12	0
32t	*Skattebo	NYG	13	42	3.2	24	1
32t	Young (QB)	CAR	7	42	6.0	22	0
34t	Mayfield (QB)	TB	5	39	7.8	20	0
34t	Tracy	NYG	15	39	2.6	9	0
36	Irving	TB	14	37	2.6	9	0
37	Miller	NO	10	32	3.2	10	0
38	Dillon	PHI	6	29	4.8	9	0
39	*Monangai	CHI	7	28	4.0	10	0
40	Shiple	PHI	3	26	8.7	20	0
41	McNichols	WAS	4	25	6.3	13	0
42	*S. Williams (WR)	GB	2	24	12.0	16	0
43	Dowdle	CAR	9	21	2.3	9	0
44t	Penix (QB)	ATL	7	20	2.9	12	1
44t	Prescott (QB)	DAL	4	20	5.0	14	0
46	Samuel (WR)	WAS	1	19	19.0	19t	1
47	Purdy (QB)	SF	5	17	3.4	9	0
48	Love (QB)	GB	6	16	2.7	14	0
49t	*Golden (WR)	GB	2	15	7.5	9	0
49t	Turpin (WR)	DAL	4	15	3.8	7	0

# 2025 NATIONAL FOOTBALL LEAGUE

## NFC THIRD-AND-ONE RUSHING LEADERS

RANK	PLAYER	TEAM	ATT	FD	PCT
1t	McCaffrey	SF	3	3	100.0%
1t	Hubbard	CAR	2	2	100.0%
1t	Barner (TE)	SEA	1	1	100.0%
1t	Charbonnet	SEA	1	1	100.0%
1t	*Croskey-Merritt	WAS	1	1	100.0%
1t	Daniels (QB)	WAS	1	1	100.0%
1t	A. Jones	MIN	1	1	100.0%
1t	Jones (QB)	SF	1	1	100.0%
1t	Kamara	NO	1	1	100.0%
1t	McCarthy (QB)	MIN	1	1	100.0%
1t	Miller	NO	1	1	100.0%
1t	Montgomery	DET	1	1	100.0%
1t	*Skattebo	NYG	1	1	100.0%
1t	Swift	CHI	1	1	100.0%
1t	J. Williams	DAL	1	1	100.0%
1t	K. Williams	LAR	1	1	100.0%
1t	Wilson (QB)	NYG	1	1	100.0%
18	Hurts (QB)	PHI	6	5	83.3%
19t	Allgeier	ATL	4	2	50.0%
19t	Irving	TB	2	1	50.0%
19t	Mason	MIN	2	1	50.0%
22	Jacobs	GB	4	1	25.0%

# 2025 NATIONAL FOOTBALL LEAGUE

## NFC LEADERS IN RECEPTIONS

RANK	PLAYER	TEAM	REC	YDS	AVG	LONG	TD
1	Nacua	LAR	18	221	12.3	25	0
2	Smith-Njigba	SEA	17	227	13.4	43	0
3	Lamb	DAL	16	222	13.9	33	0
4	McCaffrey (RB)	SF	15	125	8.3	25	1
5t	Nabers	NYG	14	238	17.0	48t	2
5t	Robinson	NYG	14	197	14.1	50	1
5t	Samuel	WAS	14	121	8.6	21	1
5t	Ferguson (TE)	DAL	14	101	7.2	19	0
9t	Odunze	CHI	13	165	12.7	37	3
9t	St. Brown	DET	13	160	12.3	34	3
9t	Johnson (TE)	NO	13	125	9.6	21	1
9t	Olave	NO	13	108	8.3	14	0
9t	Gibbs (RB)	DET	13	41	3.2	8	0
14	McBride (TE)	ARI	12	139	11.6	31	0
15t	*McMillan	CAR	11	168	15.3	40	0
15t	D. London	ATL	11	104	9.5	21	0
15t	Pitts (TE)	ATL	11	96	8.7	14	0
18t	Adams	LAR	10	157	15.7	33	1
18t	Shaheed	NO	10	85	8.5	39	1
20t	Robinson (RB)	ATL	9	125	13.9	50t	1
20t	Kupp	SEA	9	105	11.7	17	0
20t	LaPorta (TE)	DET	9	105	11.7	32	0
20t	Ertz (TE)	WAS	9	90	10.0	20t	2
20t	Sanders (TE)	CAR	9	81	9.0	18	0
20t	Renfrow	CAR	9	59	6.6	15	2
26t	Pearsall	SF	8	164	20.5	45	0
26t	Kraft (TE)	GB	8	140	17.5	57	2
26t	Moore	CHI	8	114	14.3	30	0
26t	Pickens	DAL	8	98	12.3	27	1
26t	Hubbard (RB)	CAR	8	71	8.9	27t	2
26t	J. Williams (RB)	DAL	8	43	5.4	11	0
26t	Kamara (RB)	NO	8	33	4.1	7	0
33t	Jefferson	MIN	7	125	17.9	50	1
33t	Jennings	SF	7	105	15.0	42t	1
33t	Harrison	ARI	7	98	14.0	45	1
33t	McLaurin	WAS	7	75	10.7	14	0
33t	D. Smith	PHI	7	69	9.9	28	0
33t	Tonges (TE)	SF	7	46	6.6	11	1
33t	Goedert (TE)	PHI	7	44	6.3	9	0
40t	J. Williams	DET	6	131	21.8	64	1
40t	Wicks	GB	6	74	12.3	16	0
40t	Turpin	DAL	6	65	10.8	16	1
40t	Zaccheaus	CHI	6	54	9.0	16	0
40t	Tracy (RB)	NYG	6	47	7.8	14	0
40t	A. Brown	PHI	6	35	5.8	8	0
40t	Barkley (RB)	PHI	6	30	5.0	8	0
40t	Swift (RB)	CHI	6	18	3.0	8	0
48t	Doubs	GB	5	96	19.2	48	1
48t	Cooks	NO	5	52	10.4	20	0
48t	Evans	TB	5	51	10.2	14	0
48t	T. Johnson (TE)	NYG	5	39	7.8	14	0
48t	Ekeler (RB)	WAS	5	38	7.6	15	0
48t	Benson (RB)	ARI	5	36	7.2	12	0
48t	J. Conner (RB)	ARI	5	23	4.6	18	1
48t	Montgomery (RB)	DET	5	22	4.4	7	0

# 2025 NATIONAL FOOTBALL LEAGUE

## NFC RECEIVING YARDAGE LEADERS

RANK	PLAYER	TEAM	YDS	REC	AVG	LONG	TD
1	Nabers	NYG	238	14	17.0	48t	2
2	Smith-Njigba	SEA	227	17	13.4	43	0
3	Lamb	DAL	222	16	13.9	33	0
4	Nacua	LAR	221	18	12.3	25	0
5	Robinson	NYG	197	14	14.1	50	1
6	*McMillan	CAR	168	11	15.3	40	0
7	Odunze	CHI	165	13	12.7	37	3
8	Pearsall	SF	164	8	20.5	45	0
9	St. Brown	DET	160	13	12.3	34	3
10	Adams	LAR	157	10	15.7	33	1
11	Kraft (TE)	GB	140	8	17.5	57	2
12	McBride (TE)	ARI	139	12	11.6	31	0
13	J. Williams	DET	131	6	21.8	64	1
14t	Jefferson	MIN	125	7	17.9	50	1
14t	Johnson (TE)	NO	125	13	9.6	21	1
14t	McCaffrey (RB)	SF	125	15	8.3	25	1
14t	Robinson (RB)	ATL	125	9	13.9	50t	1
18	Samuel	WAS	121	14	8.6	21	1
19	Moore	CHI	114	8	14.3	30	0
20	Olave	NO	108	13	8.3	14	0
21t	Jennings	SF	105	7	15.0	42t	1
21t	Kupp	SEA	105	9	11.7	17	0
21t	LaPorta (TE)	DET	105	9	11.7	32	0
24	D. London	ATL	104	11	9.5	21	0
25	Ferguson (TE)	DAL	101	14	7.2	19	0
26t	Harrison	ARI	98	7	14.0	45	1
26t	Pickens	DAL	98	8	12.3	27	1
28t	Doubs	GB	96	5	19.2	48	1
28t	Pitts (TE)	ATL	96	11	8.7	14	0
30	Ertz (TE)	WAS	90	9	10.0	20t	2
31	Shaheed	NO	85	10	8.5	39	1
32	Sanders (TE)	CAR	81	9	9.0	18	0
33	McLaurin	WAS	75	7	10.7	14	0
34	Wicks	GB	74	6	12.3	16	0
35	Hubbard (RB)	CAR	71	8	8.9	27t	2
36	D. Smith	PHI	69	7	9.9	28	0
37	*Egbuka	TB	67	4	16.8	30t	2
38	Turpin	DAL	65	6	10.8	16	1
39	Dotson	PHI	63	4	15.8	51	0
40	Slayton	NYG	61	2	30.5	52	0
41	Kmet (TE)	CHI	60	3	20.0	31	0
42t	Nailor	MIN	59	4	14.8	28	0
42t	Renfrow	CAR	59	9	6.6	15	2
44	Zaccheaus	CHI	54	6	9.0	16	0
45	Cooks	NO	52	5	10.4	20	0
46t	Evans	TB	51	5	10.2	14	0
46t	McCloud	ATL	51	3	17.0	24	0
48t	Higgins (TE)	ARI	48	3	16.0	27	0
48t	Tremayne	CAR	48	3	16.0	26	0
50	Tracy (RB)	NYG	47	6	7.8	14	0

# 2025 NATIONAL FOOTBALL LEAGUE

## NFC THIRD-DOWN RECEIVING LEADERS

RANK	PLAYER	TEAM	REC	YDS	AVG	LONG	TD
1	Robinson	NYG	9	117	13.0	50	0
2t	Odunze	CHI	5	81	16.2	37	1
2t	Adams	LAR	5	78	15.6	26	1
2t	Nacua	LAR	5	66	13.2	24	0
2t	*McMillan	CAR	5	53	10.6	15	0
2t	Olave	NO	5	40	8.0	14	0
2t	Renfrow	CAR	5	33	6.6	10	0
8t	Lamb	DAL	4	88	22.0	32	0
8t	Samuel	WAS	4	52	13.0	21	0
8t	McBride (TE)	ARI	4	50	12.5	25	0
8t	Pickens	DAL	4	47	11.8	15	0
8t	Smith-Njigba	SEA	4	45	11.3	16	0
8t	Pitts (TE)	ATL	4	35	8.8	14	0
8t	Zaccheaus	CHI	4	31	7.8	12	0
15t	Jennings	SF	3	82	27.3	42t	1
15t	Dotson	PHI	3	59	19.7	51	0
15t	Kupp	SEA	3	36	12.0	17	0
15t	Johnson (TE)	NO	3	35	11.7	18t	1
15t	St. Brown	DET	3	25	8.3	9	1
15t	A. Brown	PHI	3	19	6.3	8	0
15t	Gibbs (RB)	DET	3	9	3.0	7	0
22t	J. Williams	DET	2	48	24.0	44t	1
22t	Pearsall	SF	2	41	20.5	26	0
22t	Robinson (RB)	ATL	2	38	19.0	23	0
22t	D. Smith	PHI	2	34	17.0	28	0
22t	McCloud	ATL	2	27	13.5	14	0
22t	C. Brooks (RB)	GB	2	26	13.0	16	0
22t	Turpin	DAL	2	26	13.0	16	1
22t	LaPorta (TE)	DET	2	25	12.5	16	0
22t	Kraft (TE)	GB	2	23	11.5	15t	1
22t	Wicks	GB	2	22	11.0	16	0
22t	McCaffrey (RB)	SF	2	20	10.0	13	1
22t	Shepard	TB	2	20	10.0	10	0
22t	Barner (TE)	SEA	2	19	9.5	19	0
22t	Ferguson (TE)	DAL	2	19	9.5	17	0
22t	Tracy (RB)	NYG	2	19	9.5	14	0
22t	Benson (RB)	ARI	2	18	9.0	12	0
22t	Jefferson	MIN	2	17	8.5	13t	1
22t	Goedert (TE)	PHI	2	16	8.0	9	0
22t	McLaurin	WAS	2	15	7.5	11	0
22t	Montgomery (RB)	DET	2	14	7.0	7	0
22t	Cas. Washington	ATL	2	14	7.0	7	0
22t	Kittle (TE)	SF	2	13	6.5	8	1
22t	Walker (RB)	SEA	2	10	5.0	13	0
22t	J. Williams (RB)	DAL	2	10	5.0	7	0
22t	Dortch	ARI	2	9	4.5	11	0
22t	D. London	ATL	2	8	4.0	10	0
22t	Tonges (TE)	SF	2	8	4.0	4t	1
49t	*Egbuka	TB	1	30	30.0	30t	1
49t	Nabers	NYG	1	28	28.0	28	0
49t	Reed	GB	1	26	26.0	26	0
49t	Kmet (TE)	CHI	1	22	22.0	22	0
49t	Higbee (TE)	LAR	1	20	20.0	20	0
49t	Thielen	MIN	1	19	19.0	19	0
49t	T. Johnson (TE)	NYG	1	14	14.0	14	0

# 2025 NATIONAL FOOTBALL LEAGUE

## NFC THIRD-DOWN RECEIVING LEADERS

RANK	PLAYER	TEAM	REC	YDS	AVG	LONG	TD
49t	Harrison	ARI	1	12	12.0	12	0
49t	Nailor	MIN	1	12	12.0	12	0
49t	Farrell (TE)	SF	1	11	11.0	11t	1
49t	*Golden	GB	1	11	11.0	11	0
49t	*Horton	SEA	1	11	11.0	11	0
49t	Mooney	ATL	1	11	11.0	11	0
49t	Ertz (TE)	WAS	1	9	9.0	9	0
49t	Musgrave (TE)	GB	1	9	9.0	9	0
49t	K. Williams (RB)	LAR	1	9	9.0	9	0
49t	Mason (RB)	MIN	1	7	7.0	7	0
49t	Sanders (TE)	CAR	1	7	7.0	7	0
49t	Calcaterra (TE)	PHI	1	6	6.0	6	0
49t	Cooks	NO	1	6	6.0	6	0
49t	*Burden	CHI	1	5	5.0	5	0
49t	Kamara (RB)	NO	1	5	5.0	5	0
49t	Tolbert	DAL	1	5	5.0	5	0
49t	Mi. Wilson	ARI	1	5	5.0	5	0
49t	Ekeler (RB)	WAS	1	4	4.0	4	0
49t	*Loveland (TE)	CHI	1	4	4.0	4	0
49t	Barkley (RB)	PHI	1	3	3.0	3	0
49t	*Lane	WAS	1	2	2.0	2	0
49t	Miller (RB)	NO	1	2	2.0	2	0
49t	White (RB)	TB	1	2	2.0	2	0
49t	Dowdle (RB)	CAR	1	1	1.0	1	0

# 2025 NATIONAL FOOTBALL LEAGUE

## NFC LEADING SCORERS (NON-KICKING)

RANK	PLAYER	TEAM	POS	TOUCHDOWNS				X2	PTS
				TOTAL	RUSH	REC	RET		
1t	Hurts	PHI	QB	3	3	0	0	0	18
1t	Odunze	CHI	WR	3	0	3	0	0	18
1t	St. Brown	DET	WR	3	0	3	0	0	18
1t	J. Williams	DAL	RB	3	3	0	0	0	18
5t	Allen	LAR	TE	2	0	2	0	0	12
5t	Barkley	PHI	RB	2	2	0	0	0	12
5t	J. Conner	ARI	RB	2	1	1	0	0	12
5t	*Egbuka	TB	WR	2	0	2	0	0	12
5t	Ertz	WAS	TE	2	0	2	0	0	12
5t	Hubbard	CAR	RB	2	0	2	0	0	12
5t	Jacobs	GB	RB	2	2	0	0	0	12
5t	Kraft	GB	TE	2	0	2	0	0	12
5t	Nabers	NYG	WR	2	0	2	0	0	12
5t	Renfrow	CAR	WR	2	0	2	0	0	12
5t	Samuel	WAS	WR	2	1	1	0	0	12
16t	Adams	LAR	WR	1	0	1	0	0	6
16t	Allgeier	ATL	RB	1	1	0	0	0	6
16t	Barner	SEA	TE	1	0	1	0	0	6
16t	Charbonnet	SEA	RB	1	1	0	0	0	6
16t	Collins	ARI	LB	1	0	0	1	0	6
16t	Corum	LAR	RB	1	1	0	0	0	6
16t	*Croskey-Merritt	WAS	RB	1	1	0	0	0	6
16t	Doubs	GB	WR	1	0	1	0	0	6
16t	Farrell	SF	TE	1	0	1	0	0	6
16t	Gibbs	DET	RB	1	1	0	0	0	6
16t	Harrison	ARI	WR	1	0	1	0	0	6
16t	*Horton	SEA	WR	1	0	1	0	0	6
16t	Irving	TB	RB	1	0	1	0	0	6
16t	Jefferson	MIN	WR	1	0	1	0	0	6
16t	Jennings	SF	WR	1	0	1	0	0	6
16t	Johnson	NO	TE	1	0	1	0	0	6
16t	A. Jones	MIN	RB	1	0	1	0	0	6
16t	Kamara	NO	RB	1	1	0	0	0	6
16t	Kittle	SF	TE	1	0	1	0	0	6
16t	McCaffrey	SF	RB	1	0	1	0	0	6
16t	McCarthy	MIN	QB	1	1	0	0	0	6
16t	Montgomery	DET	RB	1	1	0	0	0	6
16t	Nacua	LAR	WR	1	1	0	0	0	6
16t	Penix	ATL	QB	1	1	0	0	0	6
16t	Pickens	DAL	WR	1	0	1	0	0	6
16t	Reed	GB	WR	1	0	1	0	0	6
16t	Robinson	ATL	RB	1	0	1	0	0	6
16t	Robinson	NYG	WR	1	0	1	0	0	6
16t	Sanders	DAL	RB	1	1	0	0	0	6
16t	Shaheed	NO	WR	1	0	1	0	0	6
16t	*Skattebo	NYG	RB	1	1	0	0	0	6

# 2025 NATIONAL FOOTBALL LEAGUE

---

## NFC LEADING SCORERS (NON-KICKING)

RANK	PLAYER	TEAM	POS	TOUCHDOWNS				X2	PTS
				TOTAL	RUSH	REC	RET		
16t	Swift	CHI	RB	1	1	0	0	0	6
16t	*TeSlaa	DET	WR	1	0	1	0	0	6
16t	Tonges	SF	TE	1	0	1	0	0	6
16t	Turpin	DAL	WR	1	0	1	0	0	6
16t	Vele	NO	WR	1	0	1	0	0	6
16t	Walker	SEA	RB	1	1	0	0	0	6
16t	Ca. Williams	CHI	QB	1	1	0	0	0	6
16t	J. Williams	DET	WR	1	0	1	0	0	6
16t	K. Williams	LAR	RB	1	1	0	0	0	6
16t	Mi. Wilson	ARI	WR	1	0	1	0	0	6
16t	Wright	DET	TE	1	0	1	0	0	6
16t	N. Wright	CHI	CB	1	0	0	1	0	6

# 2025 NATIONAL FOOTBALL LEAGUE

---

## NFC LEADING SCORERS (KICKING)

RANK	PLAYER	TEAM	PAT	FG	FG%	LONG	PTS
1	Aubrey	DAL	6/6	6/6	100.0%	64	24
2	Gano	NYG	4/4	5/5	100.0%	55	19
3	McManus	GB	6/6	4/5	80.0%	56	18
4t	Bates	DET	8/8	3/4	75.0%	34	17
4t	Ryland	ARI	5/5	4/5	80.0%	50	17
6	Romo	ATL	1/1	5/5	100.0%	54	16
7t	Elliott	PHI	5/5	3/3	100.0%	58	14
7t	Myers	SEA	5/5	3/4	75.0%	54	14
9	Reichard	MIN	1/1	4/4	100.0%	59	13
10	Karty	LAR	5/6	2/2	100.0%	21	11
11	Grupe	NO	4/4	2/4	50.0%	36	10
12	Santos	CHI	6/6	1/2	50.0%	42	9
13t	*Fitzgerald	CAR	2/2	2/2	100.0%	48	8
13t	Koo	ATL	2/2	2/3	66.7%	41	8
13t	Pineiro	SF	2/3	2/2	100.0%	46	8
16	Gay	WAS	4/4	1/3	33.3%	51	7
17t	McLaughlin	TB	2/3	1/2	50.0%	48	5
17t	Moody	SF-CHI	2/2	1/3	33.3%	32	5

# 2025 NATIONAL FOOTBALL LEAGUE

---

## NFC TOUCHBACKS ON KICKOFFS

RANK	PLAYER	TEAM	TB
1	McManus	GB	4
2t	Aubrey	DAL	3
2t	Gay	WAS	3
2t	Karty	LAR	3
2t	Myers	SEA	3
2t	Pineiro	SF	3
2t	Reichard	MIN	3
8t	Grupe	NO	2
8t	Moody	SF-CHI	2
10t	Bates	DET	1
10t	Evans	LAR	1
10t	Koo	ATL	1
10t	Pinion	ATL	1
10t	Ryland	ARI	1

# 2025 NATIONAL FOOTBALL LEAGUE

## NFC MOST YARDS FROM SCRIMMAGE

RANK	PLAYER	TEAM	POS	TOTAL			RUSHING			RECEIVING		
				YDS	PLAYS	AVG	YDS	ATT	AVG	YDS	ATT	AVG
1	Robinson	ATL	RB	292	43	6.8	167	34	4.9	125	9	13.9
2	Nacua	LAR	WR	267	20	13.4	46	2	23.0	221	18	12.3
3	McCaffrey	SF	RB	249	50	5.0	124	35	3.5	125	15	8.3
4	Nabers	NYG	WR	238	14	17.0	0	0	---	238	14	17.0
5	Smith-Njigba	SEA	WR	227	17	13.4	0	0	---	227	17	13.4
6	Lamb	DAL	WR	222	16	13.9	0	0	---	222	16	13.9
7	Robinson	NYG	WR	197	14	14.1	0	0	---	197	14	14.1
8	J. Williams	DAL	RB	194	41	4.7	151	33	4.6	43	8	5.4
9	Barkley	PHI	RB	178	46	3.9	148	40	3.7	30	6	5.0
10	Kamara	NO	RB	177	40	4.4	144	32	4.5	33	8	4.1
11	*McMillan	CAR	WR	168	11	15.3	0	0	---	168	11	15.3
12	St. Brown	DET	WR	167	15	11.1	7	2	3.5	160	13	12.3
13	Hubbard	CAR	RB	166	34	4.9	95	26	3.7	71	8	8.9
14	Odunze	CHI	WR	165	13	12.7	0	0	---	165	13	12.7
15	Pearsall	SF	WR	160	9	17.8	-4	1	-4.0	164	8	20.5
16	Adams	LAR	WR	157	10	15.7	0	0	---	157	10	15.7
17t	Gibbs	DET	RB	154	34	4.5	113	21	5.4	41	13	3.2
17t	Jacobs	GB	RB	154	43	3.6	150	42	3.6	4	1	4.0
19	K. Williams	LAR	RB	149	38	3.9	132	35	3.8	17	3	5.7
20	Kraft	GB	TE	143	9	15.9	3	1	3.0	140	8	17.5
21	Walker	SEA	RB	142	27	5.3	125	23	5.4	17	4	4.3
22	Samuel	WAS	WR	140	15	9.3	19	1	19.0	121	14	8.6
23	McBride	ARI	TE	139	12	11.6	0	0	---	139	12	11.6
24t	Swift	CHI	RB	134	35	3.8	116	29	4.0	18	6	3.0
24t	J. Williams	DET	WR	134	7	19.1	3	1	3.0	131	6	21.8
26	Jefferson	MIN	WR	129	8	16.1	4	1	4.0	125	7	17.9
27	Johnson	NO	TE	125	13	9.6	0	0	---	125	13	9.6
28	Moore	CHI	WR	122	11	11.1	8	3	2.7	114	8	14.3
29	Benson	ARI	RB	119	16	7.4	83	11	7.5	36	5	7.2
30	Mason	MIN	RB	113	27	4.2	98	24	4.1	15	3	5.0
31	Olave	NO	WR	108	13	8.3	0	0	---	108	13	8.3
32t	Jennings	SF	WR	105	7	15.0	0	0	---	105	7	15.0
32t	Kupp	SEA	WR	105	9	11.7	0	0	---	105	9	11.7
32t	LaPorta	DET	TE	105	9	11.7	0	0	---	105	9	11.7
35t	Allgeier	ATL	RB	104	27	3.9	100	26	3.8	4	1	4.0
35t	D. London	ATL	WR	104	11	9.5	0	0	---	104	11	9.5
35t	Montgomery	DET	RB	104	27	3.9	82	22	3.7	22	5	4.4
38	Ferguson	DAL	TE	101	14	7.2	0	0	---	101	14	7.2
39	*Croskey-Merritt	WAS	RB	99	14	7.1	99	14	7.1	0	0	---
40t	Harrison	ARI	WR	98	7	14.0	0	0	---	98	7	14.0
40t	Pickens	DAL	WR	98	8	12.3	0	0	---	98	8	12.3
42t	J. Conner	ARI	RB	96	28	3.4	73	23	3.2	23	5	4.6
42t	Doubs	GB	WR	96	5	19.2	0	0	---	96	5	19.2
42t	Pitts	ATL	TE	96	11	8.7	0	0	---	96	11	8.7
45t	Ertz	WAS	TE	90	9	10.0	0	0	---	90	9	10.0
45t	A. Jones	MIN	RB	90	16	5.6	46	13	3.5	44	3	14.7
47	Tracy	NYG	RB	86	21	4.1	39	15	2.6	47	6	7.8
48t	Daniels	WAS	QB	85	18	4.7	85	18	4.7	0	0	---
48t	Shaheed	NO	WR	85	10	8.5	0	0	---	85	10	8.5
48t	Ca. Williams	CHI	QB	85	11	7.7	85	11	7.7	0	0	---

# 2025 NATIONAL FOOTBALL LEAGUE

## NFC LEADERS IN FIRST DOWNS

RANK	PLAYER	TEAM	POS	TOTAL	RUSH	REC
1	McCaffrey	SF	RB	16	10	6
2t	Hurts	PHI	QB	12	12	0
2t	Nacua	LAR	WR	12	1	11
2t	St. Brown	DET	WR	12	1	11
5t	Hubbard	CAR	RB	11	7	4
5t	J. Williams	DAL	RB	11	10	1
7t	Lamb	DAL	WR	10	0	10
7t	Nabers	NYG	WR	10	0	10
7t	Smith-Njigba	SEA	WR	10	0	10
10t	Barkley	PHI	RB	9	7	2
10t	*McMillan	CAR	WR	9	0	9
10t	Odunze	CHI	WR	9	0	9
10t	Robinson	NYG	WR	9	0	9
14t	Adams	LAR	WR	8	0	8
14t	Allgeier	ATL	RB	8	8	0
14t	Gibbs	DET	RB	8	6	2
14t	Kamara	NO	RB	8	7	1
14t	McBride	ARI	TE	8	0	8
14t	Pearsall	SF	WR	8	0	8
14t	Robinson	ATL	RB	8	5	3
21t	J. Conner	ARI	RB	7	4	3
21t	Jacobs	GB	RB	7	7	0
21t	Johnson	NO	TE	7	0	7
21t	Pickens	DAL	WR	7	0	7
21t	Pitts	ATL	TE	7	0	7
21t	Walker	SEA	RB	7	7	0
27t	Kraft	GB	TE	6	0	6
27t	Montgomery	DET	RB	6	5	1
27t	Olave	NO	WR	6	0	6
27t	Renfrow	CAR	WR	6	0	6
27t	Samuel	WAS	WR	6	1	5
27t	Swift	CHI	RB	6	5	1
27t	Turpin	DAL	WR	6	2	4
27t	Wicks	GB	WR	6	0	6
27t	Ca. Williams	CHI	QB	6	6	0
27t	K. Williams	LAR	RB	6	6	0
37t	*Croskey-Merritt	WAS	RB	5	5	0
37t	Ekeler	WAS	RB	5	3	2
37t	Ertz	WAS	TE	5	0	5
37t	Kupp	SEA	WR	5	0	5
37t	Mason	MIN	RB	5	5	0
37t	McLaurin	WAS	WR	5	0	5
37t	Moore	CHI	WR	5	1	4
44t	Barner	SEA	TE	4	2	2
44t	Charbonnet	SEA	RB	4	4	0
44t	Cooks	NO	WR	4	0	4
44t	Corum	LAR	RB	4	4	0
44t	Doubs	GB	WR	4	0	4
44t	Evans	TB	WR	4	0	4
44t	Ferguson	DAL	TE	4	0	4
44t	Harrison	ARI	WR	4	0	4
44t	Jefferson	MIN	WR	4	0	4
44t	Jennings	SF	WR	4	0	4
44t	LaPorta	DET	TE	4	0	4
44t	D. London	ATL	WR	4	0	4

# 2025 NATIONAL FOOTBALL LEAGUE

---

## NFC LEADERS IN FIRST DOWNS

RANK	PLAYER	TEAM	POS	TOTAL	RUSH	REC
44t	Murray	ARI	QB	4	4	0
44t	Sanders	CAR	TE	4	0	4
44t	Shaheed	NO	WR	4	0	4
44t	Tonges	SF	TE	4	0	4
44t	Tracy	NYG	RB	4	3	1
44t	J. Williams	DET	WR	4	0	4
44t	Wilson	NYG	QB	4	4	0

# 2025 NATIONAL FOOTBALL LEAGUE

## NFC PUNTING YARDS LEADERS

RANK	PLAYER	TEAM	POS	PUNTS	YARDS	LONG	AVG	TB	BLK	DWN	OB	RETURNS		IN20	NET AVG
												TOT	YDS		
1	Whelan	GB	P	7	377	65	53.9	1	0	0	0	5	69	2	41.1
2	Mann	PHI	P	8	420	70	52.5	1	0	0	3	2	42	3	44.8
3	Gillikin	ARI	P	6	311	62	51.8	0	0	1	1	3	30	1	46.8
4	Dixon	TB	P	4	205	62	51.3	0	0	1	0	2	29	2	44.0
5	Wright	MIN	P	11	537	59	48.8	0	0	0	1	4	37	2	45.5
6	Dickson	SEA	P	9	434	58	48.2	1	0	1	1	4	39	4	41.7
7	Fox	DET	P	6	289	62	48.2	0	0	0	0	5	48	2	40.2
8	Way	WAS	P	9	432	64	48.0	1	0	2	0	6	25	5	43.0
9	Taylor	CHI	P	10	478	62	47.8	0	0	1	2	7	87	2	39.1
10	Gillan	NYG	P	9	422	65	46.9	2	0	0	0	3	2	0	42.2
11	*Kroeger	NO	P	8	373	54	46.6	1	0	1	1	4	31	3	40.3
12	Anger	DAL	P	6	278	53	46.3	0	0	0	0	3	38	3	40.0
13	Pinion	ATL	P	6	277	59	46.2	0	0	0	1	4	60	3	36.2
14	Evans	LAR	P	8	365	51	45.6	1	0	1	1	4	57	3	36.0
15	Morstead	SF	P	6	269	54	44.8	0	0	0	0	3	35	3	39.0

# 2025 NATIONAL FOOTBALL LEAGUE

## NFC NET PUNTING YARDS LEADERS

RANK	PLAYER	TEAM	POS	PUNTS	YARDS	LONG	AVG	TB	BLK	DWN	OB	RETURNS		IN20	NET AVG
												TOT	YDS		
1	Gillikin	ARI	P	6	311	62	51.8	0	0	1	1	3	30	1	46.8
2	Wright	MIN	P	11	537	59	48.8	0	0	0	1	4	37	2	45.5
3	Mann	PHI	P	8	420	70	52.5	1	0	0	3	2	42	3	44.8
4	Dixon	TB	P	4	205	62	51.3	0	0	1	0	2	29	2	44.0
5	Way	WAS	P	9	432	64	48.0	1	0	2	0	6	25	5	43.0
6	Gillan	NYG	P	9	422	65	46.9	2	0	0	0	3	2	0	42.2
7	Dickson	SEA	P	9	434	58	48.2	1	0	1	1	4	39	4	41.7
8	Whelan	GB	P	7	377	65	53.9	1	0	0	0	5	69	2	41.1
9	*Kroeger	NO	P	8	373	54	46.6	1	0	1	1	4	31	3	40.3
10	Fox	DET	P	6	289	62	48.2	0	0	0	0	5	48	2	40.2
11	Anger	DAL	P	6	278	53	46.3	0	0	0	0	3	38	3	40.0
12	Taylor	CHI	P	10	478	62	47.8	0	0	1	2	7	87	2	39.1
13	Morstead	SF	P	6	269	54	44.8	0	0	0	0	3	35	3	39.0
14	Pinion	ATL	P	6	277	59	46.2	0	0	0	1	4	60	3	36.2
15	Evans	LAR	P	8	365	51	45.6	1	0	1	1	4	57	3	36.0

# 2025 NATIONAL FOOTBALL LEAGUE

---

## NFC PUNT RETURN LEADERS

RANK	PLAYER	TEAM	POS	RET	FC	YDS	AVG	LONG	TD
1	Dortch	ARI	WR	4	1	59	14.8	29	0
2	*Horton	SEA	WR	3	2	42	14.0	22	0
3	*Price	MIN	WR	7	0	74	10.6	22	0
4	Olszewski	NYG	WR	6	1	62	10.3	21	0
5	Shaheed	NO	WR	4	3	41	10.3	19	0
6	*Lane	WAS	WR	5	2	50	10.0	24	0
7	Duvernay	CHI	WR	6	3	53	8.8	22	0
8	Smith	LAR	WR	4	4	35	8.8	16	0
9	Moore	SF	WR	5	0	40	8.0	18	0
10	Raymond	DET	WR	5	1	38	7.6	16	0

# 2025 NATIONAL FOOTBALL LEAGUE

---

## NFC KICKOFF RETURN LEADERS

RANK	PLAYER	TEAM	POS	RET	YDS	AVG	LONG	TD
1	*Burden	CHI	WR	5	162	32.4	44	0
2	Samuel	WAS	WR	4	128	32.0	50	0
3	Gipson	NYJ-NYG	WR	5	142	28.4	40	0
4	Miller	NO	RB	6	170	28.3	43	0
5	Chandler	MIN	RB	3	84	28.0	33	0
6	Tucker	TB	RB	3	81	27.0	35	0
7	Corum	LAR	RB	3	80	26.7	30	0
8	Holani	SEA	RB	5	133	26.6	32	0
9	Tracy	NYG	RB	5	132	26.4	30	0
10	Duvernay	CHI	WR	7	178	25.4	34	0
11	Stuard	DET	LB	3	72	24.0	28	0
12t	*Price	MIN	WR	8	184	23.0	32	0
12t	Saylors	DET	RB	4	92	23.0	25	0
12t	*S. Williams	GB	WR	3	69	23.0	30	0
15	Brooks	ATL	CB	3	68	22.7	25	0
16	Turpin	DAL	WR	8	181	22.6	29	0
17	Metchie	PHI	WR	4	89	22.3	26	0
18t	Dortch	ARI	WR	4	88	22.0	25	0
18t	*Etienne	CAR	RB	6	132	22.0	35	0
20t	Guerendo	SF	RB	3	63	21.0	25	0
20t	Tolbert	DAL	WR	5	105	21.0	30	0

# 2025 NATIONAL FOOTBALL LEAGUE

---

## NFC INTERCEPTION LEADERS

RANK	PLAYER	TEAM	POS	INT	YARDS	AVG	LONG	TD
1t	*Bowman	ATL	SAF	1	0	0.0	0	0
1t	Browning	ARI	LB	1	4	4.0	4	0
1t	Bryant	SEA	SAF	1	28	28.0	28	0
1t	Durant	LAR	CB	1	0	0.0	0	0
1t	Ja. Horn	CAR	CB	1	10	10.0	10	0
1t	Jobe	SEA	CB	1	0	0.0	0	0
1t	E. Jones	SEA	LB	1	7	7.0	7	0
1t	Joseph	DET	SAF	1	0	0.0	0	0
1t	Kendrick	SEA	CB	1	0	0.0	0	0
1t	*Mukuba	PHI	SAF	1	41	41.0	41	0
1t	Phillips	NYG	CB	1	0	0.0	0	0
1t	*Watts	ATL	SAF	1	0	0.0	0	0
1t	E. Williams	GB	SAF	1	0	0.0	0	0
1t	Wilson	DAL	SAF	1	0	0.0	0	0
1t	Wonnum	CAR	LB	1	0	0.0	0	0
1t	N. Wright	CHI	CB	1	74	74.0	74t	1

# 2025 NATIONAL FOOTBALL LEAGUE

## NFC SACK LEADERS

RANK	PLAYER	TEAM	POS	SACKS
1	Granderson	NO	DE	3.5
2t	Burns	NYG	LB	3.0
2t	Young	LAR	LB	3.0
4	Gary	GB	DE	2.5
5t	Armstrong	WAS	DE	2.0
5t	Bosa	SF	DE	2.0
5t	Campbell	ARI	DE	2.0
5t	Hargrave	MIN	NT	2.0
5t	Wyatt	GB	DT	2.0
10t	Dorlus	ATL	DE	1.5
10t	Z. Harrison	ATL	DE	1.5
10t	Jordan	NO	DE	1.5
10t	Murphy	SEA	DT	1.5
10t	Parsons	GB	LB	1.5
10t	Thibodeaux	NYG	LB	1.5
16t	Branch	DET	CB	1.0
16t	Browning	ARI	LB	1.0
16t	K. Clark	DAL	NT	1.0
16t	Curl	LAR	SAF	1.0
16t	Davenport	DET	DE	1.0
16t	Davis	LAR	DE	1.0
16t	Dexter	CHI	DT	1.0
16t	Floyd	ATL	DE	1.0
16t	Garcia	NYG	DE	1.0
16t	Greenard	MIN	LB	1.0
16t	Houston	DAL	DE	1.0
16t	Huff	SF	DE	1.0
16t	Hutchinson	DET	DE	1.0
16t	Kneeland	DAL	DE	1.0
16t	Kpassagnon	CHI	DE	1.0
16t	Love	SEA	SAF	1.0
16t	McCollough	LAR	SAF	1.0
16t	Muhammad	DET	DE	1.0
16t	Odeyingbo	CHI	DE	1.0
16t	Ojomo	PHI	DT	1.0
16t	Payne	WAS	NT	1.0
16t	Reddick	TB	OLB	1.0
16t	Redmond	MIN	DL	1.0
16t	Ja. Reed	SEA	DT	1.0
16t	Rumph	NO	DE	1.0
16t	*Stewart	LAR	LB	1.0
16t	*Stout	SF	CB	1.0
16t	Sweat	ARI	OLB	1.0
16t	Taylor	NO	CB	1.0
16t	Turner	MIN	LB	1.0
16t	Turner	LAR	DE	1.0
16t	*Umanmielen	CAR	LB	1.0
16t	*Walker	ATL	DE	1.0
16t	Werner	NO	LB	1.0
50t	*Bowman	ATL	SAF	0.5
50t	K. Brooks	GB	DT	0.5
50t	*Carter	NYG	LB	0.5
50t	E. Cooper	GB	LB	0.5
50t	Deablo	ATL	LB	0.5
50t	J. Martin	WAS	DE	0.5

# 2025 NATIONAL FOOTBALL LEAGUE

---

## NFC SACK LEADERS

RANK	PLAYER	TEAM	POS	SACKS
50t	Miller	WAS	OLB	0.5
50t	*Mukuba	PHI	SAF	0.5
50t	Orhororo	ATL	DT	0.5
50t	*Pearce	ATL	DE	0.5
50t	Z. Smith	PHI	DE	0.5
50t	*Sorrell	GB	DE	0.5
50t	Van Ness	GB	DE	0.5
50t	Williams	SEA	DE	0.5

# 2025 NATIONAL FOOTBALL LEAGUE

## NFC LEADERS IN FUMBLE RECOVERIES

RANK	PLAYER	TEAM	POS	TOTAL	OWN TEAM	OPP TEAM
1t	McCarthy	MIN	QB	2	2	0
1t	Stafford	LAR	QB	2	2	0
3t	Bosa	SF	DE	1	0	1
3t	Calcaterra	PHI	TE	1	1	0
3t	Campbell	DET	LB	1	0	1
3t	Collins	ARI	LB	1	0	1
3t	Davis	NO	OLB	1	0	1
3t	Deablo	ATL	LB	1	0	1
3t	Fiske	LAR	DE	1	0	1
3t	Ford	ATL	CB	1	0	1
3t	T. Jackson	MIN	SAF	1	0	1
3t	Jones	SF	QB	1	1	0
3t	Landman	LAR	LB	1	0	1
3t	Mitchell	PHI	CB	1	0	1
3t	*Monangai	CHI	RB	1	1	0
3t	Moore	SF	WR	1	1	0
3t	Prescott	DAL	QB	1	1	0
3t	Robinson	ATL	RB	1	1	0
3t	Ruiz	NO	C	1	1	0
3t	*Sigle	SF	SAF	1	0	1
3t	Ward	MIN	SAF	1	0	1
3t	Warner	SF	MLB	1	0	1
3t	Wilson	NYG	QB	1	1	0

# 2025 NATIONAL FOOTBALL LEAGUE

## NFC LEADERS IN RECOVERIES OF FUMBLES BY OWN TEAM

RANK	PLAYER	TEAM	POS	REC	YARDS	AVG	LONG	TD
1t	McCarthy	MIN	QB	2	0	0.0	0	0
1t	Stafford	LAR	QB	2	0	0.0	0	0
3t	Calcaterra	PHI	TE	1	0	0.0	0	0
3t	Jones	SF	QB	1	0	0.0	0	0
3t	*Monangai	CHI	RB	1	1	1.0	1	0
3t	Moore	SF	WR	1	0	0.0	0	0
3t	Prescott	DAL	QB	1	0	0.0	0	0
3t	Robinson	ATL	RB	1	0	0.0	0	0
3t	Ruiz	NO	C	1	0	0.0	0	0
3t	Wilson	NYG	QB	1	0	0.0	0	0
11t	Bosa	SF	DE	0	0	---	0	0
11t	Campbell	DET	LB	0	0	---	0	0
11t	Collins	ARI	LB	0	0	---	0	0
11t	Davis	NO	OLB	0	0	---	0	0
11t	Deablo	ATL	LB	0	0	---	0	0
11t	Fiske	LAR	DE	0	0	---	0	0
11t	Ford	ATL	CB	0	0	---	0	0
11t	T. Jackson	MIN	SAF	0	0	---	0	0
11t	Landman	LAR	LB	0	0	---	0	0
11t	Mitchell	PHI	CB	0	0	---	0	0
11t	*Sigle	SF	SAF	0	0	---	0	0
11t	Ward	MIN	SAF	0	0	---	0	0
11t	Warner	SF	MLB	0	0	---	0	0

# 2025 NATIONAL FOOTBALL LEAGUE

## NFC LEADERS IN RECOVERIES OF FUMBLES BY OPPOSING TEAM

RANK	PLAYER	TEAM	POS	REC	YARDS	AVG	LONG	TD
1t	Bosa	SF	DE	1	0	0.0	0	0
1t	Campbell	DET	LB	1	2	2.0	2	0
1t	Collins	ARI	LB	1	3	3.0	3t	1
1t	Davis	NO	OLB	1	0	0.0	0	0
1t	Deablo	ATL	LB	1	0	0.0	0	0
1t	Fiske	LAR	DE	1	0	0.0	0	0
1t	Ford	ATL	CB	1	0	0.0	0	0
1t	T. Jackson	MIN	SAF	1	9	9.0	9	0
1t	Landman	LAR	LB	1	0	0.0	0	0
1t	Mitchell	PHI	CB	1	6	6.0	6	0
1t	*Sigle	SF	SAF	1	0	0.0	0	0
1t	Ward	MIN	SAF	1	0	0.0	0	0
1t	Warner	SF	MLB	1	0	0.0	0	0
14t	Calcaterra	PHI	TE	0	0	---	0	0
14t	Jones	SF	QB	0	0	---	0	0
14t	McCarthy	MIN	QB	0	0	---	0	0
14t	*Monangai	CHI	RB	0	0	---	0	0
14t	Moore	SF	WR	0	0	---	0	0
14t	Prescott	DAL	QB	0	0	---	0	0
14t	Robinson	ATL	RB	0	0	---	0	0
14t	Ruiz	NO	C	0	0	---	0	0
14t	Stafford	LAR	QB	0	0	---	0	0
14t	Wilson	NYG	QB	0	0	---	0	0

# 2025 NATIONAL FOOTBALL LEAGUE

## NFL LEADING PASSERS

RANK	PLAYER	TEAM	ATT	COMP	COMP%	YDS	YPA	TD	TD%	LONG	INT	INT%	RATING
1	L. Jackson	BAL	48	33	68.8%	434	9.04	6	12.5%	41	0	0.0%	136.6
2	Herbert	LAC	34	25	73.5%	318	9.35	3	8.8%	33	0	0.0%	131.7
3	Goff	DET	67	54	80.6%	559	8.34	6	9.0%	64	1	1.5%	125.1
4	Love	GB	53	35	66.0%	480	9.06	4	7.5%	57	0	0.0%	120.0
5	Jones	SF	39	26	66.7%	279	7.15	3	7.7%	42t	0	0.0%	113.1
6	D. Jones	IND	63	45	71.4%	588	9.33	2	3.2%	44	0	0.0%	111.1
7	Stafford	LAR	62	44	71.0%	543	8.76	3	4.8%	40	1	1.6%	107.1
8	G. Smith	LV	34	24	70.6%	362	10.65	1	2.9%	38	1	2.9%	102.8
9	Murray	ARI	54	38	70.4%	383	7.09	3	5.6%	45	1	1.9%	101.1
10	Maye	NE	69	49	71.0%	517	7.49	3	4.3%	55	1	1.4%	100.9
11	Mayfield	TB	32	17	53.1%	167	5.22	3	9.4%	30t	0	0.0%	99.3
12	Allen	BUF	71	47	66.2%	542	7.63	2	2.8%	51	0	0.0%	98.4
13	Rodgers	PIT	63	40	63.5%	447	7.10	5	7.9%	65	2	3.2%	97.8
14	Wilson	NYG	78	47	60.3%	618	7.92	3	3.8%	52	1	1.3%	92.8
15	Burrow	CIN	36	21	58.3%	189	5.25	2	5.6%	25	0	0.0%	91.1
16	Daniels	WAS	72	43	59.7%	433	6.01	3	4.2%	34	0	0.0%	90.8
17	Rattler	NO	80	52	65.0%	421	5.26	3	3.8%	39	0	0.0%	90.7
18	Tagovailoa	MIA	55	40	72.7%	429	7.80	3	5.5%	47	3	5.5%	90.6
19	Ca. Williams	CHI	65	40	61.5%	417	6.42	3	4.6%	37	1	1.5%	89.1
20	Penix	ATL	63	40	63.5%	433	6.87	1	1.6%	50t	0	0.0%	88.9
21	Darnold	SEA	56	38	67.9%	445	7.95	2	3.6%	43	2	3.6%	88.8
22	Prescott	DAL	86	59	68.6%	549	6.38	2	2.3%	33	1	1.2%	88.8
23	Hurts	PHI	45	34	75.6%	253	5.62	0	0.0%	51	0	0.0%	88.5
24	Mahomes	KC	68	40	58.8%	445	6.54	2	2.9%	49t	1	1.5%	82.0
25	Nix	DEN	70	47	67.1%	382	5.46	4	5.7%	42	3	4.3%	82.0
26	Lawrence	JAX	73	43	58.9%	449	6.15	4	5.5%	40	3	4.1%	77.9
27	Young	CAR	90	53	58.9%	482	5.36	4	4.4%	40	3	3.3%	74.4
28	Stroud	HOU	27	19	70.4%	188	6.96	0	0.0%	23	1	3.7%	74.3
29	Flacco	CLE	90	56	62.2%	489	5.43	2	2.2%	26	3	3.3%	70.1
30	*C. Ward	TEN	61	31	50.8%	287	4.70	1	1.6%	29	0	0.0%	69.5
31	McCarthy	MIN	41	24	58.5%	301	7.34	2	4.9%	50	3	7.3%	67.2

# 2025 NATIONAL FOOTBALL LEAGUE

## NFL LEADING PASSERS, RANKS

PLAYER	TEAM	ATT	COMP	COMP%	YDS	YPA	TD	TD%	INT	INT%	RATING
L. Jackson	BAL	23	23	11	15	5	1t	1	1t	1t	1
Herbert	LAC	29t	27	3	24	2	8t	4	1t	1t	2
Goff	DET	12	3	1	3	7	1t	3	14t	18	3
Love	GB	22	21	17	10	4	4t	7	1t	1t	4
Jones	SF	26	25t	15	27	14	8t	6	1t	1t	5
D. Jones	IND	14t	10	5	2	3	19t	22	1t	1t	6
Stafford	LAR	17	11	7	5	6	8t	14	14t	20	7
G. Smith	LV	29t	28t	8	23	1	29t	23t	14t	22	8
Murray	ARI	21	19t	9t	21	16	8t	9t	14t	21	9
Maye	NE	10	6	6	7	12	8t	17	14t	16	10
Mayfield	TB	32t	34	30	34	30	8t	2	1t	1t	11
Allen	BUF	8	7t	16	6	11	19t	25	1t	1t	12
Rodgers	PIT	14t	14t	19t	12	15	3	5	24t	23	13
Wilson	NYG	5	7t	23	1	9	8t	19	14t	15	14
Burrow	CIN	27	30t	29	32	29	19t	9t	1t	1t	15
Daniels	WAS	7	12t	24	16t	23	8t	18	1t	1t	16
Rattler	NO	4	5	18	19	28	8t	20	1t	1t	17
Tagovailoa	MIA	20	14t	4	18	10	8t	12	26t	30	18
Ca. Williams	CHI	13	14t	22	20	20	8t	15	14t	19	19
Penix	ATL	14t	14t	19t	16t	18	29t	29	1t	1t	20
Darnold	SEA	19	19t	13	13t	8	19t	21	24t	26	21
Prescott	DAL	3	1	12	4	21	19t	26	14t	14	22
Hurts	PHI	24	22	2	29	24	35t	30t	1t	1t	23
Mahomes	KC	11	14t	27	13t	19	19t	23t	14t	17	24
Nix	DEN	9	7t	14	22	25	4t	8	26t	29	25
Lawrence	JAX	6	12t	25	11	22	4t	11	26t	28	26
Young	CAR	1t	4	26	9	27	4t	16	26t	24t	27
Stroud	HOU	34	32t	9t	33	17	35t	30t	14t	27	28
Flacco	CLE	1t	2	21	8	26	19t	27	26t	24t	29
*C. Ward	TEN	18	24	31	26	31	29t	28	1t	1t	30
McCarthy	MIN	25	28t	28	25	13	19t	13	26t	31	31

# 2025 NATIONAL FOOTBALL LEAGUE

## NFL FOURTH-QUARTER PASSING LEADERS

RANK	PLAYER	TEAM	ATT	COMP	COMP%	YDS	YPA	TD	TD%	INT	INT%	RATING
1	Herbert	LAC	9	9	100.0%	91	10.11	1	11.1%	0	0.0%	145.8
2	L. Jackson	BAL	7	5	71.4%	74	10.57	2	28.6%	0	0.0%	145.2
3	Stafford	LAR	16	13	81.3%	180	11.25	1	6.3%	0	0.0%	134.4
4	Jones	SF	10	7	70.0%	85	8.50	1	10.0%	0	0.0%	129.2
5	Goff	DET	17	13	76.5%	93	5.47	3	17.6%	0	0.0%	128.2
6	Allen	BUF	23	17	73.9%	263	11.43	1	4.3%	0	0.0%	125.8
7	Wilson	NYG	20	11	55.0%	184	9.20	2	10.0%	0	0.0%	119.6
8	G. Smith	LV	6	5	83.3%	84	14.00	0	0.0%	0	0.0%	118.8
9	Daniels	WAS	23	14	60.9%	157	6.83	2	8.7%	0	0.0%	110.2
10	Ca. Williams	CHI	14	8	57.1%	119	8.50	1	7.1%	0	0.0%	108.9
11	T. Taylor	NYJ	11	7	63.6%	56	5.09	1	9.1%	0	0.0%	106.6
12	Love	GB	7	4	57.1%	29	4.14	1	14.3%	0	0.0%	106.5
13	Mayfield	TB	10	6	60.0%	46	4.60	1	10.0%	0	0.0%	104.6
14	Darnold	SEA	13	9	69.2%	128	9.85	0	0.0%	0	0.0%	100.8
15	McCarthy	MIN	13	8	61.5%	121	9.31	2	15.4%	1	7.7%	99.7
16	Prescott	DAL	27	18	66.7%	178	6.59	1	3.7%	0	0.0%	97.5
17	Rodgers	PIT	22	16	72.7%	122	5.55	2	9.1%	1	4.5%	97.2
18	Hurts	PHI	11	9	81.8%	80	7.27	0	0.0%	0	0.0%	97.0
19	Purdy	SF	12	9	75.0%	104	8.67	1	8.3%	1	8.3%	93.8
20	Penix	ATL	17	12	70.6%	126	7.41	0	0.0%	0	0.0%	91.8
21	Mahomes	KC	20	9	45.0%	187	9.35	2	10.0%	1	5.0%	91.0
22	Young	CAR	43	24	55.8%	251	5.84	3	7.0%	1	2.3%	86.5
23	Stroud	HOU	8	6	75.0%	42	5.25	0	0.0%	0	0.0%	86.5
24	Maye	NE	19	12	63.2%	114	6.00	0	0.0%	0	0.0%	79.7
25	Tagovailoa	MIA	19	12	63.2%	133	7.00	1	5.3%	1	5.3%	79.5
26	Rattler	NO	36	21	58.3%	151	4.19	1	2.8%	0	0.0%	77.4
27	Z. Wilson	MIA	8	5	62.5%	32	4.00	0	0.0%	0	0.0%	70.8
28	D. Jones	IND	9	5	55.6%	42	4.67	0	0.0%	0	0.0%	67.8
29	Lawrence	JAX	19	10	52.6%	86	4.53	0	0.0%	0	0.0%	64.8
30	Flacco	CLE	30	19	63.3%	151	5.03	0	0.0%	1	3.3%	61.9
31	Fields	NYJ	9	4	44.4%	45	5.00	0	0.0%	0	0.0%	60.0
32	*C. Ward	TEN	23	11	47.8%	75	3.26	0	0.0%	0	0.0%	55.5
33	Nix	DEN	12	8	66.7%	67	5.58	0	0.0%	1	8.3%	46.2
34	Browning	CIN	17	10	58.8%	76	4.47	0	0.0%	1	5.9%	45.2
35	Murray	ARI	12	7	58.3%	60	5.00	0	0.0%	1	8.3%	36.8

# 2025 NATIONAL FOOTBALL LEAGUE

## NFL THIRD-DOWN PASSING LEADERS

RANK	PLAYER	TEAM	ATT	COMP	COMP%	YDS	YPA	TD	TD%	INT	INT%	RATING
1	G. Smith	LV	9	7	77.8%	109	12.11	1	11.1%	0	0.0%	154.2
2	Maye	NE	18	14	77.8%	174	9.67	2	11.1%	0	0.0%	144.0
3	Herbert	LAC	8	7	87.5%	64	8.00	2	25.0%	0	0.0%	139.6
4	Jones	SF	12	7	58.3%	121	10.08	3	25.0%	0	0.0%	132.3
5	Burrow	CIN	11	8	72.7%	65	5.91	2	18.2%	0	0.0%	126.9
6	Prescott	DAL	20	15	75.0%	195	9.75	1	5.0%	0	0.0%	121.9
7	Mayfield	TB	7	4	57.1%	52	7.43	1	14.3%	0	0.0%	120.2
8	Stafford	LAR	18	12	66.7%	173	9.61	1	5.6%	0	0.0%	116.2
9	Ca. Williams	CHI	15	10	66.7%	116	7.73	1	6.7%	0	0.0%	112.1
10	Hurts	PHI	14	12	85.7%	137	9.79	0	0.0%	0	0.0%	107.4
11	Love	GB	15	9	60.0%	117	7.80	1	6.7%	0	0.0%	106.8
12	Goff	DET	18	12	66.7%	121	6.72	2	11.1%	1	5.6%	99.5
13	Allen	BUF	15	10	66.7%	149	9.93	0	0.0%	0	0.0%	99.0
14	L. Jackson	BAL	14	10	71.4%	112	8.00	0	0.0%	0	0.0%	94.9
15	D. Jones	IND	17	12	70.6%	136	8.00	0	0.0%	0	0.0%	94.2
16	Stroud	HOU	5	4	80.0%	33	6.60	0	0.0%	0	0.0%	94.2
17	*C. Ward	TEN	19	10	52.6%	126	6.63	1	5.3%	0	0.0%	91.1
18	Rattler	NO	19	11	57.9%	88	4.63	1	5.3%	0	0.0%	87.2
19	Darnold	SEA	18	12	66.7%	121	6.72	0	0.0%	0	0.0%	85.6
20	Penix	ATL	21	13	61.9%	133	6.33	0	0.0%	0	0.0%	80.1
21	Wilson	NYG	24	13	54.2%	178	7.42	0	0.0%	0	0.0%	78.1
22	Rodgers	PIT	17	10	58.8%	95	5.59	1	5.9%	1	5.9%	69.5
23	Flacco	CLE	24	13	54.2%	181	7.54	0	0.0%	1	4.2%	61.3
24	Murray	ARI	14	10	71.4%	94	6.71	0	0.0%	1	7.1%	59.8
25	Mahomes	KC	16	8	50.0%	55	3.44	0	0.0%	0	0.0%	58.1
26	Daniels	WAS	21	9	42.9%	82	3.90	0	0.0%	0	0.0%	54.1
27	McCarthy	MIN	11	5	45.5%	55	5.00	1	9.1%	1	9.1%	53.2
28	Lawrence	JAX	17	11	64.7%	148	8.71	0	0.0%	2	11.8%	52.7
29	Nix	DEN	18	11	61.1%	88	4.89	0	0.0%	1	5.6%	50.2
30	Young	CAR	21	12	57.1%	94	4.48	0	0.0%	1	4.8%	48.5
31	Tagovailoa	MIA	11	6	54.5%	96	8.73	0	0.0%	2	18.2%	44.3

# 2025 NATIONAL FOOTBALL LEAGUE

## NFL LEADING RUSHERS

RANK	PLAYER	TEAM	ATT	YDS	AVG	LONG	TD
1	Taylor	IND	43	236	5.5	68	0
2	Etienne	JAX	30	214	7.1	71	0
3	Henry	BAL	29	192	6.6	49	2
4	Cook	BUF	34	176	5.2	44t	3
5	Robinson	ATL	34	167	4.9	25	0
6	Pollard	TEN	38	152	4.0	10	0
7	J. Williams	DAL	33	151	4.6	30t	3
8	Jacobs	GB	42	150	3.6	15	2
9	Barkley	PHI	40	148	3.7	16	2
10	Kamara	NO	32	144	4.5	18t	1
11	Dobbins	DEN	30	139	4.6	23	2
12	Hall	NYJ	29	136	4.7	18	0
13	K. Williams	LAR	35	132	3.8	15	1
14	Walker	SEA	23	125	5.4	20	1
15	McCaffrey	SF	35	124	3.5	13	0
16	Mahomes (QB)	KC	13	123	9.5	22	2
17	Swift	CHI	29	116	4.0	20	1
18	Gibbs	DET	21	113	5.4	42	1
19	Allgeier	ATL	26	100	3.8	17	1
20	*Croskey-Merritt	WAS	14	99	7.1	42	1
21	Mason	MIN	24	98	4.1	19	0
22	Fields (QB)	NYJ	17	97	5.7	27	2
23	Hubbard	CAR	26	95	3.7	14	0
24	C. Brown	CIN	37	90	2.4	11	1
25	Allen (QB)	BUF	20	89	4.5	40	2
26t	Achane	MIA	18	85	4.7	26	0
26t	Daniels (QB)	WAS	18	85	4.7	14	0
26t	J. Warren	PIT	25	85	3.4	9	0
26t	Ca. Williams (QB)	CHI	11	85	7.7	13	1
30t	Benson	ARI	11	83	7.5	52	0
30t	L. Jackson (QB)	BAL	8	83	10.4	19	1
32	Montgomery	DET	22	82	3.7	18	1
33	*Harvey	DEN	11	78	7.1	50	0
34	Hurts (QB)	PHI	23	77	3.3	15	3
35	J. Conner	ARI	23	73	3.2	12	1
36	Murray (QB)	ARI	14	70	5.0	30	0
37	Stevenson	NE	18	69	3.8	21	0
38	Sanders	DAL	9	68	7.6	49	1
39	Wilson (QB)	NYG	11	67	6.1	15	0
40	*Judkins	CLE	10	61	6.1	31	0
41	Chubb	HOU	13	60	4.6	13	0
42	Charbonnet	SEA	27	57	2.1	7	1
43t	B. Robinson	SF	15	53	3.5	9	0
43t	*Tuten	JAX	11	53	4.8	9	0
45	McCarthy (QB)	MIN	7	50	7.1	16	1
46	*Hampton	LAC	15	48	3.2	11	0
47t	Hunt	KC	13	47	3.6	11	0
47t	Pacheco	KC	15	47	3.1	10	0
49t	Corum	LAR	6	46	7.7	15	1
49t	A. Jones	MIN	13	46	3.5	9	0
49t	Nacua (WR)	LAR	2	46	23.0	45t	1

# 2025 NATIONAL FOOTBALL LEAGUE

## NFL THIRD-AND-ONE RUSHING LEADERS

RANK	PLAYER	TEAM	ATT	FD	PCT
1t	D. Jones (QB)	IND	3	3	100.0%
1t	McCaffrey	SF	3	3	100.0%
1t	J. Warren	PIT	3	3	100.0%
1t	Allen (QB)	BUF	2	2	100.0%
1t	Hubbard	CAR	2	2	100.0%
1t	Hunt	KC	2	2	100.0%
1t	Nix (QB)	DEN	2	2	100.0%
1t	Andrews (TE)	BAL	1	1	100.0%
1t	Barner (TE)	SEA	1	1	100.0%
1t	Browning (QB)	CIN	1	1	100.0%
1t	Charbonnet	SEA	1	1	100.0%
1t	Conklin (TE)	LAC	1	1	100.0%
1t	*Croskey-Merritt	WAS	1	1	100.0%
1t	Daniels (QB)	WAS	1	1	100.0%
1t	Dobbins	DEN	1	1	100.0%
1t	Flacco (QB)	CLE	1	1	100.0%
1t	*Gordon	MIA	1	1	100.0%
1t	Hall	NYJ	1	1	100.0%
1t	*Henderson	NE	1	1	100.0%
1t	A. Jones	MIN	1	1	100.0%
1t	Jones (QB)	SF	1	1	100.0%
1t	*Judkins	CLE	1	1	100.0%
1t	Kamara	NO	1	1	100.0%
1t	Mahomes (QB)	KC	1	1	100.0%
1t	Maye (QB)	NE	1	1	100.0%
1t	McCarthy (QB)	MIN	1	1	100.0%
1t	Miller	NO	1	1	100.0%
1t	Montgomery	DET	1	1	100.0%
1t	Pollard	TEN	1	1	100.0%
1t	*Sampson	CLE	1	1	100.0%
1t	*Skattebo	NYG	1	1	100.0%
1t	Swift	CHI	1	1	100.0%
1t	*C. Ward (QB)	TEN	1	1	100.0%
1t	*Warren (TE)	IND	1	1	100.0%
1t	J. Williams	DAL	1	1	100.0%
1t	K. Williams	LAR	1	1	100.0%
1t	Wilson (QB)	NYG	1	1	100.0%
38	Hurts (QB)	PHI	6	5	83.3%
39t	C. Brown	CIN	3	2	66.7%
39t	Fields (QB)	NYJ	3	2	66.7%
41t	Allgeier	ATL	4	2	50.0%
41t	Irving	TB	2	1	50.0%
41t	*Jeanty	LV	2	1	50.0%
41t	Mason	MIN	2	1	50.0%
45	Stevenson	NE	3	1	33.3%
46	Jacobs	GB	4	1	25.0%

# 2025 NATIONAL FOOTBALL LEAGUE

## NFL LEADERS IN RECEPTIONS

RANK	PLAYER	TEAM	REC	YDS	AVG	LONG	TD
1	Nacua	LAR	18	221	12.3	25	0
2	Smith-Njigba	SEA	17	227	13.4	43	0
3t	Lamb	DAL	16	222	13.9	33	0
3t	Chase	CIN	16	191	11.9	25	1
5t	Brown	KC	15	129	8.6	49	0
5t	McCaffrey (RB)	SF	15	125	8.3	25	1
7t	Nabers	NYG	14	238	17.0	48t	2
7t	Flowers	BAL	14	218	15.6	39	1
7t	Robinson	NYG	14	197	14.1	50	1
7t	Samuel	WAS	14	121	8.6	21	1
7t	Ferguson (TE)	DAL	14	101	7.2	19	0
12t	Odunze	CHI	13	165	12.7	37	3
12t	St. Brown	DET	13	160	12.3	34	3
12t	Johnson (TE)	NO	13	125	9.6	21	1
12t	Olave	NO	13	108	8.3	14	0
12t	Gibbs (RB)	DET	13	41	3.2	8	0
17t	McBride (TE)	ARI	12	139	11.6	31	0
17t	Franklin	DEN	12	133	11.1	42	1
17t	*Fannin (TE)	CLE	12	111	9.3	22	0
20t	*McMillan	CAR	11	168	15.3	40	0
20t	*Warren (TE)	IND	11	155	14.1	41	0
20t	Wilson	NYJ	11	145	13.2	33t	1
20t	Coleman	BUF	11	138	12.5	25	1
20t	Achane (RB)	MIA	11	112	10.2	29t	2
20t	D. London	ATL	11	104	9.5	21	0
20t	Pitts (TE)	ATL	11	96	8.7	14	0
20t	*Sampson (RB)	CLE	11	77	7.0	14	1
28t	Adams	LAR	10	157	15.7	33	1
28t	T. Hill	MIA	10	149	14.9	47	0
28t	Pittman	IND	10	120	12.0	27t	1
28t	Diggs	NE	10	89	8.9	16	0
28t	Shaheed	NO	10	85	8.5	39	1
33t	Robinson (RB)	ATL	9	125	13.9	50t	1
33t	Jeudy	CLE	9	117	13.0	26	0
33t	Kupp	SEA	9	105	11.7	17	0
33t	LaPorta (TE)	DET	9	105	11.7	32	0
33t	Waddle	MIA	9	98	10.9	23	1
33t	Ertz (TE)	WAS	9	90	10.0	20t	2
33t	Sanders (TE)	CAR	9	81	9.0	18	0
33t	Renfrow	CAR	9	59	6.6	15	2
33t	*Hunter	JAX	9	55	6.1	10	0
33t	Smith (TE)	PIT	9	42	4.7	10	1
43t	Pearsall	SF	8	164	20.5	45	0
43t	Kraft (TE)	GB	8	140	17.5	57	2
43t	Moore	CHI	8	114	14.3	30	0
43t	D. Brown	JAX	8	109	13.6	23	1
43t	Pickens	DAL	8	98	12.3	27	1
43t	Meyers	LV	8	97	12.1	24	0
43t	Kincaid (TE)	BUF	8	85	10.6	22	1
43t	Hubbard (RB)	CAR	8	71	8.9	27t	2
43t	Downs	IND	8	63	7.9	19	0
43t	*Henderson (RB)	NE	8	54	6.8	15	0
43t	J. Williams (RB)	DAL	8	43	5.4	11	0
43t	Kamara (RB)	NO	8	33	4.1	7	0

# 2025 NATIONAL FOOTBALL LEAGUE

## NFL RECEIVING YARDAGE LEADERS

RANK	PLAYER	TEAM	YDS	REC	AVG	LONG	TD
1	Nabers	NYG	238	14	17.0	48t	2
2	Smith-Njigba	SEA	227	17	13.4	43	0
3	Lamb	DAL	222	16	13.9	33	0
4	Nacua	LAR	221	18	12.3	25	0
5	Flowers	BAL	218	14	15.6	39	1
6	Robinson	NYG	197	14	14.1	50	1
7	Chase	CIN	191	16	11.9	25	1
8	*McMillan	CAR	168	11	15.3	40	0
9	Odunze	CHI	165	13	12.7	37	3
10	Pearsall	SF	164	8	20.5	45	0
11	St. Brown	DET	160	13	12.3	34	3
12	Adams	LAR	157	10	15.7	33	1
13	*Warren (TE)	IND	155	11	14.1	41	0
14	T. Hill	MIA	149	10	14.9	47	0
15	Wilson	NYJ	145	11	13.2	33t	1
16	Kraft (TE)	GB	140	8	17.5	57	2
17	McBride (TE)	ARI	139	12	11.6	31	0
18	Coleman	BUF	138	11	12.5	25	1
19	Franklin	DEN	133	12	11.1	42	1
20	J. Williams	DET	131	6	21.8	64	1
21	Brown	KC	129	15	8.6	49	0
22t	Jefferson	MIN	125	7	17.9	50	1
22t	Johnson (TE)	NO	125	13	9.6	21	1
22t	McCaffrey (RB)	SF	125	15	8.3	25	1
22t	Robinson (RB)	ATL	125	9	13.9	50t	1
26	Samuel	WAS	121	14	8.6	21	1
27	Pittman	IND	120	10	12.0	27t	1
28	Boutte	NE	119	7	17.0	24	1
29	Jeudy	CLE	117	9	13.0	26	0
30	Moore	CHI	114	8	14.3	30	0
31	Achane (RB)	MIA	112	11	10.2	29t	2
32	*Fannin (TE)	CLE	111	12	9.3	22	0
33	D. Brown	JAX	109	8	13.6	23	1
34t	Kelce (TE)	KC	108	6	18.0	37t	1
34t	Olave	NO	108	13	8.3	14	0
34t	Palmer	BUF	108	7	15.4	32	0
34t	J. Warren (RB)	PIT	108	6	18.0	65	1
38t	Jennings	SF	105	7	15.0	42t	1
38t	Kupp	SEA	105	9	11.7	17	0
38t	LaPorta (TE)	DET	105	9	11.7	32	0
41t	D. London	ATL	104	11	9.5	21	0
41t	Pierce	IND	104	5	20.8	44	0
43t	Bowers (TE)	LV	103	5	20.6	38	0
43t	Metcalf	PIT	103	7	14.7	31	1
45	Ferguson (TE)	DAL	101	14	7.2	19	0
46t	Stevenson (RB)	NE	100	7	14.3	55	0
46t	Thornton	KC	100	4	25.0	49t	1
48	Hopkins	BAL	99	4	24.8	41	2
49t	Harrison	ARI	98	7	14.0	45	1
49t	Pickens	DAL	98	8	12.3	27	1
49t	Waddle	MIA	98	9	10.9	23	1

# 2025 NATIONAL FOOTBALL LEAGUE

## NFL THIRD-DOWN RECEIVING LEADERS

RANK	PLAYER	TEAM	REC	YDS	AVG	LONG	TD
1	Robinson	NYG	9	117	13.0	50	0
2t	Odunze	CHI	5	81	16.2	37	1
2t	Adams	LAR	5	78	15.6	26	1
2t	Jeudy	CLE	5	73	14.6	26	0
2t	Nacua	LAR	5	66	13.2	24	0
2t	*McMillan	CAR	5	53	10.6	15	0
2t	Olave	NO	5	40	8.0	14	0
2t	Renfrow	CAR	5	33	6.6	10	0
9t	Lamb	DAL	4	88	22.0	32	0
9t	Flowers	BAL	4	79	19.8	39	0
9t	Higgins	CIN	4	73	18.3	42t	1
9t	Samuel	WAS	4	52	13.0	21	0
9t	*Ayomanor	TEN	4	51	12.8	23	1
9t	McBride (TE)	ARI	4	50	12.5	25	0
9t	Pickens	DAL	4	47	11.8	15	0
9t	Smith-Njigba	SEA	4	45	11.3	16	0
9t	Allen	LAC	4	36	9.0	11t	1
9t	Pitts (TE)	ATL	4	35	8.8	14	0
9t	Zaccheaus	CHI	4	31	7.8	12	0
9t	Smith (TE)	PIT	4	27	6.8	10	0
21t	Jennings	SF	3	82	27.3	42t	1
21t	Stevenson (RB)	NE	3	79	26.3	55	0
21t	Dotson	PHI	3	59	19.7	51	0
21t	D. Brown	JAX	3	50	16.7	18	0
21t	Strange (TE)	JAX	3	44	14.7	24	0
21t	Kupp	SEA	3	36	12.0	17	0
21t	Johnson (TE)	NO	3	35	11.7	18t	1
21t	*Warren (TE)	IND	3	32	10.7	15	0
21t	Kincaid (TE)	BUF	3	30	10.0	18	0
21t	Chase	CIN	3	28	9.3	14	1
21t	*Henderson (RB)	NE	3	28	9.3	15	0
21t	St. Brown	DET	3	25	8.3	9	1
21t	Diggs	NE	3	22	7.3	9	0
21t	A. Brown	PHI	3	19	6.3	8	0
21t	Downs	IND	3	17	5.7	9	0
21t	Hill (RB)	BAL	3	15	5.0	8	0
21t	Brown	KC	3	13	4.3	13	0
21t	Meyers	LV	3	12	4.0	4	0
21t	Mims	DEN	3	12	4.0	7	0
21t	Gibbs (RB)	DET	3	9	3.0	7	0
41t	T. Hill	MIA	2	56	28.0	47	0
41t	Taylor (RB)	IND	2	49	24.5	43	0
41t	J. Williams	DET	2	48	24.0	44t	1
41t	Pearsall	SF	2	41	20.5	26	0
41t	Boutte	NE	2	40	20.0	24	1
41t	Palmer	BUF	2	40	20.0	32	0
41t	Robinson (RB)	ATL	2	38	19.0	23	0
41t	Tillman	CLE	2	38	19.0	25	0
41t	Moore	BUF	2	34	17.0	31	0
41t	D. Smith	PHI	2	34	17.0	28	0
41t	Freiermuth (TE)	PIT	2	31	15.5	20	0
41t	Njoku (TE)	CLE	2	31	15.5	23	0
41t	Okonkwo (TE)	TEN	2	28	14.0	14	0
41t	Pittman	IND	2	28	14.0	14	0
41t	McCloud	ATL	2	27	13.5	14	0

# 2025 NATIONAL FOOTBALL LEAGUE

## NFL THIRD-DOWN RECEIVING LEADERS

RANK	PLAYER	TEAM	REC	YDS	AVG	LONG	TD
41t	C. Brooks (RB)	GB	2	26	13.0	16	0
41t	Turpin	DAL	2	26	13.0	16	1
41t	LaPorta (TE)	DET	2	25	12.5	16	0
41t	Metcalf	PIT	2	25	12.5	23	1
41t	Kraft (TE)	GB	2	23	11.5	15t	1
41t	*Fannin (TE)	CLE	2	22	11.0	18	0
41t	Wicks	GB	2	22	11.0	16	0
41t	Franklin	DEN	2	21	10.5	15	0
41t	McCaffrey (RB)	SF	2	20	10.0	13	1
41t	Shepard	TB	2	20	10.0	10	0
41t	Achane (RB)	MIA	2	19	9.5	12	0
41t	Barner (TE)	SEA	2	19	9.5	19	0
41t	Ferguson (TE)	DAL	2	19	9.5	17	0
41t	Johnston	LAC	2	19	9.5	14	1
41t	Tracy (RB)	NYG	2	19	9.5	14	0
41t	Benson (RB)	ARI	2	18	9.0	12	0
41t	Jefferson	MIN	2	17	8.5	13t	1
41t	Schultz (TE)	HOU	2	17	8.5	9	0
41t	Goedert (TE)	PHI	2	16	8.0	9	0
41t	Ruckert (TE)	NYJ	2	16	8.0	12	0
41t	Sutton	DEN	2	16	8.0	8	0
41t	McLaurin	WAS	2	15	7.5	11	0
41t	Montgomery (RB)	DET	2	14	7.0	7	0
41t	Cas. Washington	ATL	2	14	7.0	7	0
41t	Kittle (TE)	SF	2	13	6.5	8	1
41t	Ridley	TEN	2	13	6.5	8	0
41t	Walker (RB)	SEA	2	10	5.0	13	0
41t	J. Williams (RB)	DAL	2	10	5.0	7	0
41t	Wilson	NYJ	2	10	5.0	6	0
41t	Dortch	ARI	2	9	4.5	11	0
41t	Shakir	BUF	2	9	4.5	6	0
41t	D. London	ATL	2	8	4.0	10	0
41t	Tonges (TE)	SF	2	8	4.0	4t	1
41t	*Hunter	JAX	2	3	1.5	5	0

# 2025 NATIONAL FOOTBALL LEAGUE

## NFL LEADING SCORERS (NON-KICKING)

RANK	PLAYER	TEAM	POS	TOUCHDOWNS				X2	PTS
				TOTAL	RUSH	REC	RET		
1t	Cook	BUF	RB	3	3	0	0	0	18
1t	Hurts	PHI	QB	3	3	0	0	0	18
1t	D. Jones	IND	QB	3	3	0	0	0	18
1t	Odunze	CHI	WR	3	0	3	0	0	18
1t	St. Brown	DET	WR	3	0	3	0	0	18
1t	J. Williams	DAL	RB	3	3	0	0	0	18
7t	Achane	MIA	RB	2	0	2	0	0	12
7t	Allen	LAR	TE	2	0	2	0	0	12
7t	Allen	BUF	QB	2	2	0	0	0	12
7t	Barkley	PHI	RB	2	2	0	0	0	12
7t	J. Conner	ARI	RB	2	1	1	0	0	12
7t	Dobbins	DEN	RB	2	2	0	0	0	12
7t	*Egbuka	TB	WR	2	0	2	0	0	12
7t	Ertz	WAS	TE	2	0	2	0	0	12
7t	Fields	NYJ	QB	2	2	0	0	0	12
7t	Henry	BAL	RB	2	2	0	0	0	12
7t	Hopkins	BAL	WR	2	0	2	0	0	12
7t	Hubbard	CAR	RB	2	0	2	0	0	12
7t	Jacobs	GB	RB	2	2	0	0	0	12
7t	Johnston	LAC	WR	2	0	2	0	0	12
7t	Kraft	GB	TE	2	0	2	0	0	12
7t	Mahomes	KC	QB	2	2	0	0	0	12
7t	Nabers	NYG	WR	2	0	2	0	0	12
7t	Renfrow	CAR	WR	2	0	2	0	0	12
7t	Samuel	WAS	WR	2	1	1	0	0	12
7t	Tillman	CLE	WR	2	0	2	0	0	12
7t	Walker	BAL	WR	2	0	2	0	0	12
28t	Adams	LAR	WR	1	0	1	0	0	6
28t	Allen	NYJ	RB	1	1	0	0	0	6
28t	Allen	LAC	WR	1	0	1	0	0	6
28t	Allgeier	ATL	RB	1	1	0	0	0	6
28t	Austin	PIT	WR	1	0	1	0	0	6
28t	*Ayomanor	TEN	WR	1	0	1	0	0	6
28t	Barner	SEA	TE	1	0	1	0	0	6
28t	Boutte	NE	WR	1	0	1	0	0	6
28t	C. Brown	CIN	RB	1	1	0	0	0	6
28t	D. Brown	JAX	WR	1	0	1	0	0	6
28t	Browning	CIN	QB	1	1	0	0	0	6
28t	Charbonnet	SEA	RB	1	1	0	0	0	6
28t	Chase	CIN	WR	1	0	1	0	0	6
28t	Coleman	BUF	WR	1	0	1	0	0	6
28t	Collins	ARI	LB	1	0	0	1	0	6
28t	Corum	LAR	RB	1	1	0	0	0	6
28t	*Croskey-Merritt	WAS	RB	1	1	0	0	0	6
28t	Doubs	GB	WR	1	0	1	0	0	6
28t	Douglas	NE	WR	1	0	1	0	0	6

# 2025 NATIONAL FOOTBALL LEAGUE

## NFL LEADING SCORERS (NON-KICKING)

RANK	PLAYER	TEAM	POS	TOUCHDOWNS				X2	PTS
				TOTAL	RUSH	REC	RET		
28t	Etienne	JAX	RB	1	0	1	0	0	6
28t	Fant	CIN	TE	1	0	1	0	0	6
28t	Farrell	SF	TE	1	0	1	0	0	6
28t	Flowers	BAL	WR	1	0	1	0	0	6
28t	Franklin	DEN	WR	1	0	1	0	0	6
28t	Gibbs	DET	RB	1	1	0	0	0	6
28t	Gibson	NE	RB	1	0	0	1	0	6
28t	Harrison	ARI	WR	1	0	1	0	0	6
28t	Higgins	CIN	WR	1	0	1	0	0	6
28t	Hollins	NE	WR	1	0	1	0	0	6
28t	*Horton	SEA	WR	1	0	1	0	0	6
28t	Irving	TB	RB	1	0	1	0	0	6
28t	L. Jackson	BAL	QB	1	1	0	0	0	6
28t	*Jeanty	LV	RB	1	1	0	0	0	6
28t	Jefferson	MIN	WR	1	0	1	0	0	6
28t	Jennings	SF	WR	1	0	1	0	0	6
28t	Johnson	NO	TE	1	0	1	0	0	6
28t	A. Jones	MIN	RB	1	0	1	0	0	6
28t	Kamara	NO	RB	1	1	0	0	0	6
28t	Kelce	KC	TE	1	0	1	0	0	6
28t	Kincaid	BUF	TE	1	0	1	0	0	6
28t	Kittle	SF	TE	1	0	1	0	0	6
28t	Long	JAX	TE	1	0	1	0	0	6
28t	Maye	NE	QB	1	1	0	0	0	6
28t	McCaffrey	SF	RB	1	0	1	0	0	6
28t	McCarthy	MIN	QB	1	1	0	0	0	6
28t	Metcalf	PIT	WR	1	0	1	0	0	6
28t	Mims	DEN	WR	1	0	1	0	0	6
28t	Montgomery	DET	RB	1	1	0	0	0	6
28t	Moore	BUF	WR	1	1	0	0	0	6
28t	Nacua	LAR	WR	1	1	0	0	0	6
28t	Penix	ATL	QB	1	1	0	0	0	6
28t	Pickens	DAL	WR	1	0	1	0	0	6
28t	Pittman	IND	WR	1	0	1	0	0	6
28t	Reed	GB	WR	1	0	1	0	0	6
28t	Robinson	ATL	RB	1	0	1	0	0	6
28t	Robinson	NYG	WR	1	0	1	0	0	6
28t	Ruckert	NYJ	TE	1	0	1	0	0	6
28t	*Sampson	CLE	RB	1	0	1	0	0	6
28t	Sanders	DAL	RB	1	1	0	0	0	6
28t	*R. Sanders	CLE	RB	1	1	0	0	0	6
28t	Shaheed	NO	WR	1	0	1	0	0	6
28t	*Skattebo	NYG	RB	1	1	0	0	0	6
28t	Skowronek	PIT	WR	1	0	1	0	0	6
28t	Smith	PIT	TE	1	0	1	0	0	6
28t	Smith	BAL	ILB	1	0	0	1	0	6

# 2025 NATIONAL FOOTBALL LEAGUE

## NFL LEADING SCORERS (NON-KICKING)

RANK	PLAYER	TEAM	POS	TOUCHDOWNS				X2	PTS
				TOTAL	RUSH	REC	RET		
28t	Sutton	DEN	WR	1	0	1	0	0	6
28t	Swift	CHI	RB	1	1	0	0	0	6
28t	Taylor	IND	RB	1	0	1	0	0	6
28t	*TeSlaa	DET	WR	1	0	1	0	0	6
28t	Thomas	JAX	WR	1	1	0	0	0	6
28t	Thornton	KC	WR	1	0	1	0	0	6
28t	Tinsley	CIN	WR	1	0	1	0	0	6
28t	Tonges	SF	TE	1	0	1	0	0	6
28t	Trautman	DEN	TE	1	0	1	0	0	6
28t	Tucker	LV	WR	1	0	1	0	0	6
28t	Turpin	DAL	WR	1	0	1	0	0	6
28t	*Tuten	JAX	RB	1	0	1	0	0	6
28t	Vele	NO	WR	1	0	1	0	0	6
28t	Waddle	MIA	WR	1	0	1	0	0	6
28t	Walker	SEA	RB	1	1	0	0	0	6
28t	Wallace	BAL	WR	1	0	1	0	0	6
28t	J. Warren	PIT	RB	1	0	1	0	0	6
28t	M. Washington	MIA	WR	1	0	0	1	0	6
28t	Ca. Williams	CHI	QB	1	1	0	0	0	6
28t	J. Williams	DET	WR	1	0	1	0	0	6
28t	K. Williams	LAR	RB	1	1	0	0	0	6
28t	Wilson	NYJ	WR	1	0	1	0	0	6
28t	Mi. Wilson	ARI	WR	1	0	1	0	0	6
28t	Wright	DET	TE	1	0	1	0	0	6
28t	N. Wright	CHI	CB	1	0	0	1	0	6

# 2025 NATIONAL FOOTBALL LEAGUE

## NFL LEADING SCORERS (KICKING)

RANK	PLAYER	TEAM	PAT	FG	FG%	LONG	PTS
1	Shrader	IND	5/5	9/9	100.0%	48	32
2	Slye	TEN	1/1	8/8	100.0%	57	25
3	Aubrey	DAL	6/6	6/6	100.0%	64	24
4t	C. Little	JAX	5/5	6/6	100.0%	47	23
4t	Prater	BUF	5/5	6/6	100.0%	52	23
6	*Loop	BAL	9/10	4/4	100.0%	52	21
7t	Boswell	PIT	4/4	5/5	100.0%	60	19
7t	Gano	NYG	4/4	5/5	100.0%	55	19
9	McManus	GB	6/6	4/5	80.0%	56	18
10t	Bates	DET	8/8	3/4	75.0%	34	17
10t	Ryland	ARI	5/5	4/5	80.0%	50	17
12	Romo	ATL	1/1	5/5	100.0%	54	16
13t	*Borregales	NE	2/4	4/5	80.0%	53	14
13t	Butker	KC	2/3	4/5	80.0%	59	14
13t	Elliott	PHI	5/5	3/3	100.0%	58	14
13t	Myers	SEA	5/5	3/4	75.0%	54	14
17	Reichard	MIN	1/1	4/4	100.0%	59	13
18t	Folk	NYJ	3/3	3/3	100.0%	51	12
18t	Lutz	DEN	6/6	2/3	66.7%	39	12
18t	McPherson	CIN	6/6	2/2	100.0%	35	12
21	Karty	LAR	5/6	2/2	100.0%	21	11
22	Grupe	NO	4/4	2/4	50.0%	36	10
23t	Dicker	LAC	3/3	2/2	100.0%	39	9
23t	Fairbairn	HOU	0/0	3/3	100.0%	53	9
23t	Patterson	MIA	3/3	2/2	100.0%	44	9
23t	Santos	CHI	6/6	1/2	50.0%	42	9
23t	Szmyt	CLE	3/4	2/3	66.7%	45	9
28t	Carlson	LV	2/2	2/3	66.7%	51	8
28t	*Fitzgerald	CAR	2/2	2/2	100.0%	48	8
28t	Koo	ATL	2/2	2/3	66.7%	41	8
28t	Pineiro	SF	2/3	2/2	100.0%	46	8
32	Gay	WAS	4/4	1/3	33.3%	51	7
33t	McLaughlin	TB	2/3	1/2	50.0%	48	5
33t	Moody	SF-CHI	2/2	1/3	33.3%	32	5

# 2025 NATIONAL FOOTBALL LEAGUE

---

## NFL TOUCHBACKS ON KICKOFFS

RANK	PLAYER	TEAM	TB
1	McManus	GB	4
2t	Aubrey	DAL	3
2t	Gay	WAS	3
2t	Karty	LAR	3
2t	C. Little	JAX	3
2t	Myers	SEA	3
2t	Pineiro	SF	3
2t	Reichard	MIN	3
2t	Slye	TEN	3
10t	Butker	KC	2
10t	Grupe	NO	2
10t	McPherson	CIN	2
10t	Moody	SF-CHI	2
10t	Szmyt	CLE	2
15t	Bates	DET	1
15t	Dicker	LAC	1
15t	Evans	LAR	1
15t	Fairbairn	HOU	1
15t	Folk	NYJ	1
15t	Koo	ATL	1
15t	Loop	BAL	1
15t	Lutz	DEN	1
15t	Pinion	ATL	1
15t	Prater	BUF	1
15t	Ryland	ARI	1
15t	Shrader	IND	1

# 2025 NATIONAL FOOTBALL LEAGUE

## NFL MOST YARDS FROM SCRIMMAGE

RANK	PLAYER	TEAM	POS	TOTAL			RUSHING			RECEIVING		
				YDS	PLAYS	AVG	YDS	ATT	AVG	YDS	ATT	AVG
1	Taylor	IND	RB	313	48	6.5	236	43	5.5	77	5	15.4
2	Robinson	ATL	RB	292	43	6.8	167	34	4.9	125	9	13.9
3	Nacua	LAR	WR	267	20	13.4	46	2	23.0	221	18	12.3
4	McCaffrey	SF	RB	249	50	5.0	124	35	3.5	125	15	8.3
5	Etienne	JAX	RB	245	35	7.0	214	30	7.1	31	5	6.2
6	Nabers	NYG	WR	238	14	17.0	0	0	---	238	14	17.0
7	Cook	BUF	RB	237	40	5.9	176	34	5.2	61	6	10.2
8	Flowers	BAL	WR	230	17	13.5	12	3	4.0	218	14	15.6
9	Smith-Njigba	SEA	WR	227	17	13.4	0	0	---	227	17	13.4
10	Lamb	DAL	WR	222	16	13.9	0	0	---	222	16	13.9
11	Henry	BAL	RB	205	30	6.8	192	29	6.6	13	1	13.0
12t	Achane	MIA	RB	197	29	6.8	85	18	4.7	112	11	10.2
12t	Robinson	NYG	WR	197	14	14.1	0	0	---	197	14	14.1
14	J. Williams	DAL	RB	194	41	4.7	151	33	4.6	43	8	5.4
15	J. Warren	PIT	RB	193	31	6.2	85	25	3.4	108	6	18.0
16	Chase	CIN	WR	191	16	11.9	0	0	---	191	16	11.9
17	Hall	NYJ	RB	183	33	5.5	136	29	4.7	47	4	11.8
18	Pollard	TEN	RB	181	39	4.6	152	38	4.0	29	1	29.0
19	Barkley	PHI	RB	178	46	3.9	148	40	3.7	30	6	5.0
20	Kamara	NO	RB	177	40	4.4	144	32	4.5	33	8	4.1
21	Stevenson	NE	RB	169	25	6.8	69	18	3.8	100	7	14.3
22	*McMillan	CAR	WR	168	11	15.3	0	0	---	168	11	15.3
23	St. Brown	DET	WR	167	15	11.1	7	2	3.5	160	13	12.3
24	Hubbard	CAR	RB	166	34	4.9	95	26	3.7	71	8	8.9
25	Odunze	CHI	WR	165	13	12.7	0	0	---	165	13	12.7
26	Pearsall	SF	WR	160	9	17.8	-4	1	-4.0	164	8	20.5
27	*Warren	IND	TE	158	13	12.2	3	2	1.5	155	11	14.1
28	Adams	LAR	WR	157	10	15.7	0	0	---	157	10	15.7
29t	Gibbs	DET	RB	154	34	4.5	113	21	5.4	41	13	3.2
29t	Jacobs	GB	RB	154	43	3.6	150	42	3.6	4	1	4.0
31	Dobbins	DEN	RB	153	33	4.6	139	30	4.6	14	3	4.7
32t	T. Hill	MIA	WR	149	10	14.9	0	0	---	149	10	14.9
32t	K. Williams	LAR	RB	149	38	3.9	132	35	3.8	17	3	5.7
34	Wilson	NYJ	WR	145	11	13.2	0	0	---	145	11	13.2
35	Franklin	DEN	WR	144	13	11.1	11	1	11.0	133	12	11.1
36	Kraft	GB	TE	143	9	15.9	3	1	3.0	140	8	17.5
37	Walker	SEA	RB	142	27	5.3	125	23	5.4	17	4	4.3
38	Samuel	WAS	WR	140	15	9.3	19	1	19.0	121	14	8.6
39	McBride	ARI	TE	139	12	11.6	0	0	---	139	12	11.6
40	Coleman	BUF	WR	138	11	12.5	0	0	---	138	11	12.5
41t	Swift	CHI	RB	134	35	3.8	116	29	4.0	18	6	3.0
41t	J. Williams	DET	WR	134	7	19.1	3	1	3.0	131	6	21.8
43t	Brown	KC	WR	129	15	8.6	0	0	---	129	15	8.6
43t	Jefferson	MIN	WR	129	8	16.1	4	1	4.0	125	7	17.9
45	Johnson	NO	TE	125	13	9.6	0	0	---	125	13	9.6
46	D. Brown	JAX	WR	124	11	11.3	15	3	5.0	109	8	13.6
47	Mahomes	KC	QB	123	13	9.5	123	13	9.5	0	0	---
48	Moore	CHI	WR	122	11	11.1	8	3	2.7	114	8	14.3
49	Pittman	IND	WR	120	10	12.0	0	0	---	120	10	12.0
50t	Benson	ARI	RB	119	16	7.4	83	11	7.5	36	5	7.2
50t	Boutte	NE	WR	119	7	17.0	0	0	---	119	7	17.0

# 2025 NATIONAL FOOTBALL LEAGUE

## NFL LEADERS IN FIRST DOWNS

RANK	PLAYER	TEAM	POS	TOTAL	RUSH	REC
1	McCaffrey	SF	RB	16	10	6
2t	Hurts	PHI	QB	12	12	0
2t	Nacua	LAR	WR	12	1	11
2t	St. Brown	DET	WR	12	1	11
5t	Chase	CIN	WR	11	0	11
5t	Hubbard	CAR	RB	11	7	4
5t	Taylor	IND	RB	11	7	4
5t	J. Williams	DAL	RB	11	10	1
9t	Cook	BUF	RB	10	9	1
9t	Hall	NYJ	RB	10	9	1
9t	Lamb	DAL	WR	10	0	10
9t	Mahomes	KC	QB	10	10	0
9t	Nabers	NYG	WR	10	0	10
9t	Smith-Njigba	SEA	WR	10	0	10
9t	J. Warren	PIT	RB	10	6	4
16t	Barkley	PHI	RB	9	7	2
16t	*McMillan	CAR	WR	9	0	9
16t	Odunze	CHI	WR	9	0	9
16t	Robinson	NYG	WR	9	0	9
16t	*Warren	IND	TE	9	1	8
21t	Adams	LAR	WR	8	0	8
21t	Allgeier	ATL	RB	8	8	0
21t	C. Brown	CIN	RB	8	7	1
21t	D. Brown	JAX	WR	8	1	7
21t	Coleman	BUF	WR	8	0	8
21t	Etienne	JAX	RB	8	6	2
21t	Flowers	BAL	WR	8	0	8
21t	Gibbs	DET	RB	8	6	2
21t	Kamara	NO	RB	8	7	1
21t	McBride	ARI	TE	8	0	8
21t	Pearsall	SF	WR	8	0	8
21t	Pollard	TEN	RB	8	7	1
21t	Robinson	ATL	RB	8	5	3
21t	*Sampson	CLE	RB	8	4	4
35t	Achane	MIA	RB	7	2	5
35t	Allen	BUF	QB	7	7	0
35t	J. Conner	ARI	RB	7	4	3
35t	Dobbins	DEN	RB	7	7	0
35t	Fields	NYJ	QB	7	7	0
35t	Franklin	DEN	WR	7	1	6
35t	Henry	BAL	RB	7	6	1
35t	T. Hill	MIA	WR	7	0	7
35t	Jacobs	GB	RB	7	7	0
35t	Johnson	NO	TE	7	0	7
35t	Pickens	DAL	WR	7	0	7
35t	Pittman	IND	WR	7	0	7
35t	Pitts	ATL	TE	7	0	7
35t	Walker	SEA	RB	7	7	0
49t	Allen	LAC	WR	6	0	6
49t	Boutte	NE	WR	6	0	6
49t	Brown	KC	WR	6	0	6
49t	Hunt	KC	RB	6	5	1
49t	Jeudy	CLE	WR	6	0	6
49t	D. Jones	IND	QB	6	6	0
49t	Kraft	GB	TE	6	0	6

# 2025 NATIONAL FOOTBALL LEAGUE

---

## NFL LEADERS IN FIRST DOWNS

RANK	PLAYER	TEAM	POS	TOTAL	RUSH	REC
49t	Montgomery	DET	RB	6	5	1
49t	Olave	NO	WR	6	0	6
49t	Renfrow	CAR	WR	6	0	6
49t	Samuel	WAS	WR	6	1	5
49t	Swift	CHI	RB	6	5	1
49t	Turpin	DAL	WR	6	2	4
49t	Wicks	GB	WR	6	0	6
49t	Ca. Williams	CHI	QB	6	6	0
49t	K. Williams	LAR	RB	6	6	0
49t	Wilson	NYJ	WR	6	0	6

# 2025 NATIONAL FOOTBALL LEAGUE

## NFL PUNTING YARDS LEADERS

RANK	PLAYER	TEAM	POS	PUNTS	YARDS	LONG	AVG	TB	BLK	DWN	OB	RETURNS		IN20	NET AVG
												TOT	YDS		
1	Whelan	GB	P	7	377	65	53.9	1	0	0	0	5	69	2	41.1
2	Rehkow	CIN	P	9	482	63	53.6	2	0	2	0	5	60	3	42.4
3	Scott	LAC	P	2	106	56	53.0	0	0	0	0	2	7	0	49.5
4	Mann	PHI	P	8	420	70	52.5	1	0	0	3	2	42	3	44.8
5	Townsend	HOU	P	4	208	61	52.0	0	0	0	0	2	21	1	46.8
6	Gillikin	ARI	P	6	311	62	51.8	0	0	1	1	3	30	1	46.8
7t	Stout	BAL	P	8	411	59	51.4	1	0	2	2	2	0	3	48.9
7t	Waitman	PIT	P	8	411	64	51.4	1	0	0	0	4	49	2	42.8
9	Dixon	TB	P	4	205	62	51.3	0	0	1	0	2	29	2	44.0
10	Cole	LV	P	5	249	60	49.8	2	0	0	1	2	16	0	38.6
11	Hekker	TEN	P	13	645	65	49.6	1	0	1	0	6	61	4	43.4
12	Araiza	KC	P	6	294	69	49.0	0	0	1	1	1	14	3	46.7
13	Wright	MIN	P	11	537	59	48.8	0	0	0	1	4	37	2	45.5
14t	Dickson	SEA	P	9	434	58	48.2	1	0	1	1	4	39	4	41.7
14t	McNamara	NYJ	P	9	434	55	48.2	1	0	2	0	4	22	4	43.6
16	Fox	DET	P	6	289	62	48.2	0	0	0	0	5	48	2	40.2
17	Way	WAS	P	9	432	64	48.0	1	0	2	0	6	25	5	43.0
18	Taylor	CHI	P	10	478	62	47.8	0	0	1	2	7	87	2	39.1
19	Baringer	NE	P	8	380	71	47.5	0	0	1	2	3	106	2	34.3
20	Gillan	NYG	P	9	422	65	46.9	2	0	0	0	3	2	0	42.2
21	*Kroeger	NO	P	8	373	54	46.6	1	0	1	1	4	31	3	40.3
22t	Anger	DAL	P	6	278	53	46.3	0	0	0	0	3	38	3	40.0
22t	*Crawshaw	DEN	P	6	278	53	46.3	0	0	0	0	3	16	6	43.7
24	Pinion	ATL	P	6	277	59	46.2	0	0	0	1	4	60	3	36.2
25	Bojorquez	CLE	P	7	320	55	45.7	1	1	1	2	2	46	3	31.8
26	Evans	LAR	P	8	365	51	45.6	1	0	1	1	4	57	3	36.0
27	Morstead	SF	P	6	269	54	44.8	0	0	0	0	3	35	3	39.0

# 2025 NATIONAL FOOTBALL LEAGUE

## NFL NET PUNTING YARDS LEADERS

RANK	PLAYER	TEAM	POS	PUNTS	YARDS	LONG	AVG	TB	BLK	DWN	OB	RETURNS		IN20	NET AVG
												TOT	YDS		
1	Scott	LAC	P	2	106	56	53.0	0	0	0	0	2	7	0	49.5
2	Stout	BAL	P	8	411	59	51.4	1	0	2	2	2	0	3	48.9
3	Gillikin	ARI	P	6	311	62	51.8	0	0	1	1	3	30	1	46.8
4	Townsend	HOU	P	4	208	61	52.0	0	0	0	0	2	21	1	46.8
5	Araiza	KC	P	6	294	69	49.0	0	0	1	1	1	14	3	46.7
6	Wright	MIN	P	11	537	59	48.8	0	0	0	1	4	37	2	45.5
7	Mann	PHI	P	8	420	70	52.5	1	0	0	3	2	42	3	44.8
8	Dixon	TB	P	4	205	62	51.3	0	0	1	0	2	29	2	44.0
9	*Crawshaw	DEN	P	6	278	53	46.3	0	0	0	0	3	16	6	43.7
10	McNamara	NYJ	P	9	434	55	48.2	1	0	2	0	4	22	4	43.6
11	Hekker	TEN	P	13	645	65	49.6	1	0	1	0	6	61	4	43.4
12	Way	WAS	P	9	432	64	48.0	1	0	2	0	6	25	5	43.0
13	Waitman	PIT	P	8	411	64	51.4	1	0	0	0	4	49	2	42.8
14	Rehkov	CIN	P	9	482	63	53.6	2	0	2	0	5	60	3	42.4
15	Gillan	NYG	P	9	422	65	46.9	2	0	0	0	3	2	0	42.2
16	Dickson	SEA	P	9	434	58	48.2	1	0	1	1	4	39	4	41.7
17	Whelan	GB	P	7	377	65	53.9	1	0	0	0	5	69	2	41.1
18	*Kroeger	NO	P	8	373	54	46.6	1	0	1	1	4	31	3	40.3
19	Fox	DET	P	6	289	62	48.2	0	0	0	0	5	48	2	40.2
20	Anger	DAL	P	6	278	53	46.3	0	0	0	0	3	38	3	40.0
21	Taylor	CHI	P	10	478	62	47.8	0	0	1	2	7	87	2	39.1
22	Morstead	SF	P	6	269	54	44.8	0	0	0	0	3	35	3	39.0
23	Cole	LV	P	5	249	60	49.8	2	0	0	1	2	16	0	38.6
24	Pinion	ATL	P	6	277	59	46.2	0	0	0	1	4	60	3	36.2
25	Evans	LAR	P	8	365	51	45.6	1	0	1	1	4	57	3	36.0
26	Baringer	NE	P	8	380	71	47.5	0	0	1	2	3	106	2	34.3
27	Bojorquez	CLE	P	7	320	55	45.7	1	1	1	2	2	46	3	31.8

# 2025 NATIONAL FOOTBALL LEAGUE

---

## NFL PUNT RETURN LEADERS

RANK	PLAYER	TEAM	POS	RET	FC	YDS	AVG	LONG	TD
1	*Dike	TEN	WR	3	2	49	16.3	21	0
2	Dortch	ARI	WR	4	1	59	14.8	29	0
3	*Horton	SEA	WR	3	2	42	14.0	22	0
4	Carter	CLE	WR	3	0	41	13.7	15	0
5	Remigio	KC	WR	4	1	49	12.3	25	0
6	Mims	DEN	WR	4	3	47	11.8	18	0
7	*Price	MIN	WR	7	0	74	10.6	22	0
8	Olszewski	NYG	WR	6	1	62	10.3	21	0
9	Shaheed	NO	WR	4	3	41	10.3	19	0
10t	*Lane	WAS	WR	5	2	50	10.0	24	0
10t	*Noel	HOU	WR	2	1	20	10.0	10	0
12	Duvernay	CHI	WR	6	3	53	8.8	22	0
13	Smith	LAR	WR	4	4	35	8.8	16	0
14	Washington	JAX	WR	3	0	26	8.7	15	0
15t	M. Jones	NE	CB	3	0	24	8.0	9	0
15t	Moore	SF	WR	5	0	40	8.0	18	0
17	Raymond	DET	WR	5	1	38	7.6	16	0
18	Codrington	BUF	CB	5	1	22	4.4	9	0

# 2025 NATIONAL FOOTBALL LEAGUE

## NFL KICKOFF RETURN LEADERS

RANK	PLAYER	TEAM	POS	RET	YDS	AVG	LONG	TD
1	Laube	LV	RB	2	65	32.5	34	0
2	*Burden	CHI	WR	5	162	32.4	44	0
3	Samuel	WAS	WR	4	128	32.0	50	0
4	Dulin	IND	WR	3	90	30.0	39	0
5	Gibson	NE	RB	8	239	29.9	90t	1
6	*B. Smith	KC	RB	4	115	28.8	37	0
7	Gipson	NYJ-NYG	WR	5	142	28.4	40	0
8	Miller	NO	RB	6	170	28.3	43	0
9	Chandler	MIN	RB	3	84	28.0	33	0
10	Ali	BAL	RB	6	167	27.8	41	0
11	Codrington	BUF	CB	6	166	27.7	41	0
12	Tucker	TB	RB	3	81	27.0	35	0
13t	Davis	NYJ	RB	5	134	26.8	33	0
13t	Mims	DEN	WR	5	134	26.8	31	0
15	Corum	LAR	RB	3	80	26.7	30	0
16	Holani	SEA	RB	5	133	26.6	32	0
17	Tracy	NYG	RB	5	132	26.4	30	0
18	Wallace	BAL	WR	3	79	26.3	33	0
19t	Gould	IND	WR	3	77	25.7	29	0
19t	Perine	CIN	RB	6	154	25.7	37	0
21	Duvernay	CHI	WR	7	178	25.4	34	0
22	*Dike	TEN	WR	9	227	25.2	71	0
23	Washington	JAX	WR	3	75	25.0	32	0
24	Remigio	KC	WR	4	99	24.8	34	0
25	Ty Johnson	BUF	RB	3	74	24.7	31	0
26	Stuard	DET	LB	3	72	24.0	28	0
27	*Johnson	PIT	RB	8	190	23.8	29	0
28	Eskridge	MIA	WR	8	189	23.6	38	0
29	Carter	CLE	WR	5	118	23.6	29	0
30t	*Harvey	DEN	RB	3	70	23.3	28	0
30t	Jones	CIN	WR	3	70	23.3	29	0
32t	*Price	MIN	WR	8	184	23.0	32	0
32t	Saylors	DET	RB	4	92	23.0	25	0
32t	*S. Williams	GB	WR	3	69	23.0	30	0
35	Brooks	ATL	CB	3	68	22.7	25	0
36	Turpin	DAL	WR	8	181	22.6	29	0
37	Haskins	LAC	RB	3	67	22.3	25	0
38	Metchie	PHI	WR	4	89	22.3	26	0
39t	Dortch	ARI	WR	4	88	22.0	25	0
39t	*Etienne	CAR	RB	6	132	22.0	35	0
41	M. Washington	MIA	WR	5	108	21.6	27	0
42t	Guerendo	SF	RB	3	63	21.0	25	0
42t	Tolbert	DAL	WR	5	105	21.0	30	0

# 2025 NATIONAL FOOTBALL LEAGUE

---

## NFL KICKOFF RETURN LEADERS

RANK	PLAYER	TEAM	POS	RET	YDS	AVG	LONG	TD
44	Ford	CLE	RB	4	81	20.3	25	0

# 2025 NATIONAL FOOTBALL LEAGUE

## NFL INTERCEPTION LEADERS

RANK	PLAYER	TEAM	POS	INT	YARDS	AVG	LONG	TD
1t	Battle	CIN	SAF	2	6	3.0	4	0
1t	Bynum	IND	SAF	2	14	7.0	14	0
3t	Barton	TEN	LB	1	0	0.0	0	0
3t	*Bowman	ATL	SAF	1	0	0.0	0	0
3t	Browning	ARI	LB	1	4	4.0	4	0
3t	Bryant	SEA	SAF	1	28	28.0	28	0
3t	Durant	LAR	CB	1	0	0.0	0	0
3t	Hawkins	NE	SAF	1	1	1.0	1	0
3t	Herbig	PIT	LB	1	41	41.0	41	0
3t	D. Hill	CIN	CB	1	0	0.0	0	0
3t	Ja. Horn	CAR	CB	1	10	10.0	10	0
3t	Jobe	SEA	CB	1	0	0.0	0	0
3t	E. Jones	SEA	LB	1	7	7.0	7	0
3t	Joseph	DET	SAF	1	0	0.0	0	0
3t	Kendrick	SEA	CB	1	0	0.0	0	0
3t	Latu	IND	DE	1	6	6.0	6	0
3t	Lewis	JAX	CB	1	0	0.0	0	0
3t	Lloyd	JAX	LB	1	22	22.0	22	0
3t	Mapu	NE	LB	1	20	20.0	20	0
3t	McCreary	TEN	CB	1	0	0.0	0	0
3t	*Mukuba	PHI	SAF	1	41	41.0	41	0
3t	Murray	JAX	SS	1	12	12.0	12	0
3t	Oluokun	JAX	LB	1	0	0.0	0	0
3t	Phillips	NYG	CB	1	0	0.0	0	0
3t	Pola-Mao	LV	SAF	1	0	0.0	0	0
3t	Ramsey	PIT	CB	1	2	2.0	2	0
3t	Turner	CIN	CB	1	7	7.0	7	0
3t	*Watts	ATL	SAF	1	0	0.0	0	0
3t	Wiggins	BAL	CB	1	61	61.0	61	0
3t	E. Williams	GB	SAF	1	0	0.0	0	0
3t	Wilson	DAL	SAF	1	0	0.0	0	0
3t	Wingard	JAX	SAF	1	39	39.0	39	0
3t	Wonnum	CAR	LB	1	0	0.0	0	0
3t	Woods	TEN	FS	1	16	16.0	16	0
3t	N. Wright	CHI	CB	1	74	74.0	74t	1

# 2025 NATIONAL FOOTBALL LEAGUE

## NFL SACK LEADERS

RANK	PLAYER	TEAM	POS	SACKS
1t	Garrett	CLE	DE	3.5
1t	Granderson	NO	DE	3.5
1t	Landry	NE	LB	3.5
4t	Burns	NYG	LB	3.0
4t	Young	LAR	LB	3.0
6	Gary	GB	DE	2.5
7t	Armstrong	WAS	DE	2.0
7t	Bosa	SF	DE	2.0
7t	Campbell	ARI	DE	2.0
7t	Chubb	MIA	OLB	2.0
7t	Hargrave	MIN	NT	2.0
7t	Hendrickson	CIN	DE	2.0
7t	Madubuike	BAL	DT	2.0
7t	McDonald	NYJ	DE	2.0
7t	Strnad	DEN	LB	2.0
7t	Tranquill	KC	LB	2.0
7t	M. Williams	NE	DE	2.0
7t	Wyatt	GB	DT	2.0
19t	Chaisson	NE	LB	1.5
19t	Dorlus	ATL	DE	1.5
19t	Z. Harrison	ATL	DE	1.5
19t	Jordan	NO	DE	1.5
19t	Murphy	SEA	DT	1.5
19t	Parsons	GB	LB	1.5
19t	Thibodeaux	NYG	LB	1.5
26t	Allen	DEN	DE	1.0
26t	Anderson	HOU	DE	1.0
26t	Armstead	JAX	DT	1.0
26t	Bishop	BUF	SAF	1.0
26t	Bonitto	DEN	LB	1.0
26t	Bosa	BUF	DE-LB	1.0
26t	Branch	DET	CB	1.0
26t	Briggs	NYJ	DE	1.0
26t	Brooks	MIA	LB	1.0
26t	Browning	ARI	LB	1.0
26t	Bush	CLE	LB	1.0
26t	K. Clark	DAL	NT	1.0
26t	Cooper	DEN	LB	1.0
26t	Crosby	LV	DE	1.0
26t	Cross	IND	SAF	1.0
26t	Curl	LAR	SAF	1.0
26t	Davenport	DET	DE	1.0
26t	Davis	LAR	DE	1.0
26t	Dexter	CHI	DT	1.0
26t	Ebukam	IND	DE	1.0
26t	Elliss	DEN	LB	1.0
26t	Fatukasi	HOU	DT	1.0
26t	Floyd	ATL	DE	1.0
26t	Garcia	NYG	DE	1.0
26t	Greenard	MIN	LB	1.0
26t	Hand	LAC	DE	1.0
26t	Hawkins	NE	SAF	1.0
26t	Henley	LAC	LB	1.0
26t	Highsmith	PIT	LB	1.0
26t	B. Hill	CIN	DE	1.0

# 2025 NATIONAL FOOTBALL LEAGUE

## NFL SACK LEADERS

RANK	PLAYER	TEAM	POS	SACKS
26t	Hooker	TEN	SAF	1.0
26t	Houston	DAL	DE	1.0
26t	Huff	SF	DE	1.0
26t	Hutchinson	DET	DE	1.0
26t	D. Jones	BUF	DT	1.0
26t	Karlaftis	KC	DE	1.0
26t	Kneeland	DAL	DE	1.0
26t	Koonce	LV	DE	1.0
26t	Kpassagnon	CHI	DE	1.0
26t	Laulu	LV	DT	1.0
26t	Love	SEA	SAF	1.0
26t	McCullough	LAR	SAF	1.0
26t	McGuire	CLE	DE	1.0
26t	McMillian	DEN	CB	1.0
26t	Milano	BUF	OLB	1.0
26t	Moore	IND	CB	1.0
26t	Muhammad	DET	DE	1.0
26t	*Norman-Lott	KC	DT	1.0
26t	Odeyingbo	CHI	DE	1.0
26t	Ojomo	PHI	DT	1.0
26t	Oliver	BUF	DT	1.0
26t	Oluokun	JAX	LB	1.0
26t	Payne	WAS	NT	1.0
26t	Reddick	TB	OLB	1.0
26t	Redmond	MIN	DL	1.0
26t	Ja. Reed	SEA	DT	1.0
26t	Robinson	MIA	LB	1.0
26t	T. Robinson	BAL	LB	1.0
26t	Rumph	NO	DE	1.0
26t	*Sawyer	PIT	LB	1.0
26t	Simmons	TEN	DT	1.0
26t	Smoot	JAX	DE	1.0
26t	Spillane	NE	LB	1.0
26t	*Stewart	LAR	LB	1.0
26t	*Stout	SF	CB	1.0
26t	Sweat	ARI	OLB	1.0
26t	Taylor	NO	CB	1.0
26t	To'oTo'o	HOU	LB	1.0
26t	Turner	MIN	LB	1.0
26t	Turner	LAR	DE	1.0
26t	*Umanmielen	CAR	LB	1.0
26t	*Walker	ATL	DE	1.0
26t	Walker	JAX	DE	1.0
26t	Werner	NO	LB	1.0
26t	Quin. Williams	NYJ	LB	1.0
26t	Quin. Williams	NYJ	DT	1.0
26t	P. Wilson	PIT	LB	1.0
26t	Wilson	LV	DE	1.0

# 2025 NATIONAL FOOTBALL LEAGUE

## NFL LEADERS IN FUMBLE RECOVERIES

RANK	PLAYER	TEAM	POS	TOTAL	OWN TEAM	OPP TEAM
1t	McCarthy	MIN	QB	2	2	0
1t	Stafford	LAR	QB	2	2	0
3t	*Barron	DEN	CB	1	0	1
3t	Bernard	BUF	LB	1	0	1
3t	Bosa	SF	DE	1	0	1
3t	Brown	BUF	OT	1	1	0
3t	Calcaterra	PHI	TE	1	1	0
3t	Campbell	DET	LB	1	0	1
3t	*Campbell	NE	OT	1	1	0
3t	Collins	ARI	LB	1	0	1
3t	Davis	NO	OLB	1	0	1
3t	Deablo	ATL	LB	1	0	1
3t	Epenesa	BUF	DE	1	0	1
3t	Fiske	LAR	DE	1	0	1
3t	Ford	ATL	CB	1	0	1
3t	Gainwell	PIT	RB	1	1	0
3t	Hill	BAL	RB	1	1	0
3t	Howard	IND	CB	1	0	1
3t	Hunt	KC	RB	1	1	0
3t	Hunter	HOU	DE	1	0	1
3t	T. Jackson	MIN	SAF	1	0	1
3t	B. Jones	DEN	SAF	1	0	1
3t	Jones	SF	QB	1	1	0
3t	Joseph-Day	TEN	DE	1	0	1
3t	Landman	LAR	LB	1	0	1
3t	Lawrence	JAX	QB	1	1	0
3t	Lewis	JAX	CB	1	0	1
3t	Mahomes	KC	QB	1	1	0
3t	*Mausi	TEN	LB	1	0	1
3t	Maye	NE	QB	1	1	0
3t	Mitchell	PHI	CB	1	0	1
3t	*Monangai	CHI	RB	1	1	0
3t	Moore	SF	WR	1	1	0
3t	Prescott	DAL	QB	1	1	0
3t	Robinson	ATL	RB	1	1	0
3t	Ruiz	NO	C	1	1	0
3t	*Sigle	SF	SAF	1	0	1
3t	Skowronek	PIT	WR	1	0	1
3t	Smith	BAL	ILB	1	0	1
3t	*M. Taylor	NYJ	TE	1	1	0
3t	Thornhill	PIT	SAF	1	1	0
3t	Wallace	BAL	WR	1	1	0
3t	Ward	MIN	SAF	1	0	1
3t	Warner	SF	MLB	1	0	1
3t	Wilson	NYJ	WR	1	1	0
3t	Wilson	NYG	QB	1	1	0

# 2025 NATIONAL FOOTBALL LEAGUE

## NFL LEADERS IN RECOVERIES OF FUMBLES BY OWN TEAM

RANK	PLAYER	TEAM	POS	REC	YARDS	AVG	LONG	TD
1t	McCarthy	MIN	QB	2	0	0.0	0	0
1t	Stafford	LAR	QB	2	0	0.0	0	0
3t	Brown	BUF	OT	1	0	0.0	0	0
3t	Calcaterra	PHI	TE	1	0	0.0	0	0
3t	*Campbell	NE	OT	1	0	0.0	0	0
3t	Gainwell	PIT	RB	1	0	0.0	0	0
3t	Hill	BAL	RB	1	0	0.0	0	0
3t	Hunt	KC	RB	1	0	0.0	0	0
3t	Jones	SF	QB	1	0	0.0	0	0
3t	Lawrence	JAX	QB	1	0	0.0	0	0
3t	Mahomes	KC	QB	1	0	0.0	0	0
3t	Maye	NE	QB	1	0	0.0	0	0
3t	*Monangai	CHI	RB	1	1	1.0	1	0
3t	Moore	SF	WR	1	0	0.0	0	0
3t	Prescott	DAL	QB	1	0	0.0	0	0
3t	Robinson	ATL	RB	1	0	0.0	0	0
3t	Ruiz	NO	C	1	0	0.0	0	0
3t	*M. Taylor	NYJ	TE	1	0	0.0	0	0
3t	Thornhill	PIT	SAF	1	0	0.0	0	0
3t	Wallace	BAL	WR	1	0	0.0	0	0
3t	Wilson	NYJ	WR	1	0	0.0	0	0
3t	Wilson	NYG	QB	1	0	0.0	0	0

# 2025 NATIONAL FOOTBALL LEAGUE

## NFL LEADERS IN RECOVERIES OF FUMBLES BY OPPOSING TEAM

RANK	PLAYER	TEAM	POS	REC	YARDS	AVG	LONG	TD
1t	*Barron	DEN	CB	1	0	0.0	0	0
1t	Bernard	BUF	LB	1	0	0.0	0	0
1t	Bosa	SF	DE	1	0	0.0	0	0
1t	Campbell	DET	LB	1	2	2.0	2	0
1t	Collins	ARI	LB	1	3	3.0	3t	1
1t	Davis	NO	OLB	1	0	0.0	0	0
1t	Deablo	ATL	LB	1	0	0.0	0	0
1t	Epenesa	BUF	DE	1	0	0.0	0	0
1t	Fiske	LAR	DE	1	0	0.0	0	0
1t	Ford	ATL	CB	1	0	0.0	0	0
1t	Howard	IND	CB	1	2	2.0	2	0
1t	Hunter	HOU	DE	1	0	0.0	0	0
1t	T. Jackson	MIN	SAF	1	9	9.0	9	0
1t	B. Jones	DEN	SAF	1	0	0.0	0	0
1t	Joseph-Day	TEN	DE	1	0	0.0	0	0
1t	Landman	LAR	LB	1	0	0.0	0	0
1t	Lewis	JAX	CB	1	0	0.0	0	0
1t	*Mausi	TEN	LB	1	0	0.0	0	0
1t	Mitchell	PHI	CB	1	6	6.0	6	0
1t	*Sigle	SF	SAF	1	0	0.0	0	0
1t	Skowronek	PIT	WR	1	0	0.0	0	0
1t	Smith	BAL	ILB	1	63	63.0	63t	1
1t	Ward	MIN	SAF	1	0	0.0	0	0
1t	Warner	SF	MLB	1	0	0.0	0	0

# 2025 NATIONAL FOOTBALL LEAGUE

## NFL OFFENSIVE RANKS

BAL	BUF	CIN	CLE	DEN	HOU	IND	JAX	KC	LAC	LV	MIA	NE	NYJ	PIT	TEN		ARI	ATL	CAR	CHI	DAL	DET	GB	LAR	MIN	NO	NYG	PHI	SEA	SF	TB	WAS
12	1	30	17	18t	27	2	5t	18t	3	5t	23t	14	25	26	32	TotYd/G	23t	11	22	16	4	7	13	9	31	21	8	29	20	10	28	15
1	8	31	28	19	25	2	9	13	3	5	10	15	22	23	32	TotYd/P	16	20	29	18	12	6	7	4	24	27	11	30	14	17	26	21
5	2	32	26	9	12t	3	1	17	24t	31	29	23	6	30	24t	RusYd/G	12t	4	27	11	10	15	18	16	21	12t	28	7	20	22	19	8
2	11	31	28	7	19	12	1	5	26	32	4	22	9	30	23	RusAvg	10	18	24	8	6	17	21	13	14	16	27	20	25	29	15	3
23t	4t	20t	11	25	28	4t	14	17	2	1	15	10	29	18	32	PasYd/G	26	20t	13	19	8	6	12	9	30	22	3	31	16	7	27	23t
8	6	22	26	23	25	2	15	17	4	1	13	12	21	18	32	PasAvg	19	16	30	20	14	7	3	5	24	31	10	27	9	11	29	28
1t	1t	30	24	29	27	1t	28	16t	1t	22	31	15	1t	23	1t	%PasInt	20	1t	25	16t	13	18	1t	19	32	1t	14	1t	26	21	1t	1t
24	3	19t	8	2	26t	5	1	13	19t	29	30	23	28	25	31	Sac/PasP	26t	15	9	19t	6	14	7	17	32	10	16	18	11	12	4	22
27	1t	22t	15t	6	18t	3	12t	22t	5	7t	30	18t	26	28t	31	1D/G	22t	7t	10t	15t	1t	10t	18t	12t	32	7t	15t	18t	22t	4	28t	12t
20	15	8t	7	14	32	8t	11	26	1	21	10	13	30	23t	31	3D Eff	16t	18t	12	18t	2	23t	16t	6	29	23t	27t	5	22	3	4	27t
1t	1t	1t	19t	31t	1t	18	17	13	1t	1t	30	1t	14t	19t	19t	4D Eff	1t	16	19t	31t	19t	14t	19t	1t	19t	19t	19t	1t	19t	1t	1t	29
6t	27	3	15t	12	17t	29t	22	11	31t	10	2	23t	17t	31t	4	PR Avg	5	6t	28	20	29t	25	26	21	13	15t	14	8t	8t	23t	1	17t
8	12	17	29	14	32	6	27	11	25	1	24	4	9	20	16	KR Avg	23	19	26	3	28	22	21	5	18	13	15	31	7	30	10	2
8t	30	2	31	23t	5	32	7	13	3	11	29	20	15t	8t	12	GPunAvg	6	25	27	19	23t	17	1	26	14	22	21	4	15t	28	10	18
2	25	15	31	10	5	32	3	6	1	26	19	30	11	14	12	NPunAvg	4	28	27	23	22	21	18	29	7	20	16	8	17	24	9	13
1	2	10t	28t	10t	32	4	8	25	6t	23	26	14t	21t	9	31	Pts/G	12t	21t	30	16	5	3	6t	12t	28t	27	19t	17t	17t	19t	14t	24
1t	1t	1t	25t	25t	1t	1t	1t	19t	1t	25t	1t	19t	1t	1t	1t	FG%	19t	18	1t	29t	1t	23t	19t	1t	1t	29t	1t	1t	23t	28	29t	32

## NFL DEFENSIVE RANKS

BAL	BUF	CIN	CLE	DEN	HOU	IND	JAX	KC	LAC	LV	MIA	NE	NYJ	PIT	TEN		ARI	ATL	CAR	CHI	DAL	DET	GB	LAR	MIN	NO	NYG	PHI	SEA	SF	TB	WAS
31	7	24	1	12	8	5	10t	13	22	20	26	25	21	29	27	TotYd/G	18	2	19	28	30	10t	3	4	16	14	32	9	17	6	23	15
22	26	16	2	10	17	19	7	14	24	9	25	31	20	29	23	TotYd/P	5	4	27	32	30	21	1	3	15	8	28	18	11	6	12	13
18t	31	10	1	21	6	12t	8	16t	12t	4	25	3	24	28	29	RusYd/G	7	9	26	27	23	16t	2	18t	30	18t	32	22	11	14	5	15
17t	32	10	1	23	4	28	12	8	30	6	14	5	21	22	29	RusAvg	11	20	26	27	16	15	2	17t	25	17t	31	24	7	9	3	13
31	1	26	3	9	18	7	17	15	24	27	22	32	13t	23	19	PasYd/G	25	2	11	21	29	12	10	4	5	13t	28	8	20	6	30	16
19	8	16	6	11	27	10	9	23	17	13	30	29	22	31	18	PasAvg	4	3	26	32	28	24	1	2	5	7	21	14	20	12	25	15
18	20t	4	20t	20t	20t	3	1	20t	20t	10	20t	9	20t	7	5	%PasInt	19	6	8	11	15	12	16	13	20t	20t	17	14	2	20t	20t	20t
28	1	27	6	7	8	25	24	10t	23	13	14	2	12	22	30	Sac/PasP	26	4	32	18t	18t	16	9	3	10t	5	15	29	21	17	31	20
29t	3	25	1	5t	10t	7t	17t	16	10t	10t	28	14t	26t	26t	22t	1D/G	31	2	7t	17t	22t	5t	4	10t	17t	22t	32	17t	14t	7t	29t	17t
20	1	29	14	3	32	24	27	22	11	2	30t	15	12	23	18	3D Eff	10	21	13	4	30t	25t	6	7t	7t	28	16t	25t	19	7t	16t	5
9t	21t	9t	21t	1t	21t	9t	4t	21t	21t	21t	21t	4t	21t	9t	4t	4D Eff	17t	17t	21t	21t	9t	4t	16	21t	1t	1t	21t	9t	19t	9t	19t	4t
1t	12	20	31	7	18	1t	5	25	4	10t	10t	32	8	21	17	PR Avg	16	28	29	22	23	14	24	26	13	9	3	30	15	19	27	6
6	21	19	15	32	31	11	14	5	30	25	28	16	22	27	23	KR Avg	9	7t	3	20	10	18	24	1	29	7t	13	4	2	26	17	12
1	19	14t	26	20	4t	4t	23	30	2	3	32	16	9	7	17	GPunAvg	21	25	31	14t	11	29	12	24	6	8	18	28	27	13	10	22
4	22t	3	25	15	5	22t	26	24	8	7	1	9t	17	18	13t	NPunAvg	12	29	32	21	27	30	19	28	6	13t	11	31	20	16	2	9t
25t	22	16	25t	13t	2t	10	13t	19t	15	1	31	19t	30	29	23t	Pts/G	9	4	23t	32	27t	21	5	2t	17t	17t	27t	11	7t	7t	12	6
18t	18t	8t	18t	18t	1t	1t	18t	18t	18t	4t	18t	14t	18t	8t	18t	FG%	8t	8t	18t	8t	18t	18t	3	18t	17	14t	18t	8t	4t	4t	4t	14t
2t	4	18	30	14t	22	1	9t	21	9t	7	31	19t	28t	23t	28t	PPG Diff	9t	8	27	32	19t	6	2t	5	25	23t	26	14t	12	13	16t	16t
25	2	30	3	12	18	1	8	13	11	10	27	20	24	31	32	Yd/G Diff	22	4	19	23	16	9	6	5	28	15	26	21	17	7	29	14

***LAST WEEK'S  
GAME BOOK***

# National Football League Game Summary

NFL Copyright © 2025 by The National Football League. All rights reserved. This summary and play-by-play is for the express purpose of assisting media in their coverage of the game; any other use of this material is prohibited without the written permission of the National Football League.

Date: Monday, 9/15/2025

## Los Angeles Chargers at Las Vegas Raiders

Start Time: 7:05 PM PDT

at Allegiant Stadium, Las Vegas, NV

### Game Day Weather

Game Weather: Sunny  
Closed Stadium on Natural Grass

Temp: 93° F (33.9° C) Humidity: 12%, Wind: SE 7 mph  
Outdoor Weather: Sunny

### Officials

Referee: Martin, Clay (19)      Umpire: Woods, Steven (54)      Down Judge: Phillips, Jerod (6)  
Line Judge: Perry, Brian (97)      Field Judge: Hawkshaw, Dave (107)      Side Judge: Ramsey III, Alonzo (80)  
Back Judge: Wilson, Greg (119)      Replay Official: Thompson, Bryant (0)

### Lineups

#### Los Angeles Chargers

#### Las Vegas Raiders

Offense		Defense	
WR 1	Q.Johnston	OLB 45	T.Tuipulotu
LT 76	J.Alt	DL 90	T.Tart
LG 77	Z.Johnson	DL 91	D.Hand
C 75	B.Bozeman	OLB 52	K.Mack
RG 73	M.Becton	LB 0	D.Henley
RT 79	T.Pipkins	LB 43	T.Dye
TE 83	T.Conklin	CB 26	D.Jackson
TE 89	W.Dissly	CB 29	T.Still
FB 44	S.Matlock	S 32	A.Gilman
QB 10	J.Herbert	S 3	D.James
RB 8	O.Hampton	S 23	T.Jefferson

Offense		Defense	
WR 10	D.Thornton	DT 69	A.Butler
WR 16	J.Meyers	DL 95	L.Fotu
LT 74	K.Miller	DT 99	T.Booker
LG 66	D.Parham	DE 98	M.Crosby
C 61	J.Meredith	LB 57	G.Pratt
RG 65	A.Cappa	LB 45	D.White
RT 71	D.Glaze	LB 52	E.Roberts
TE 87	M.Mayer	CB 22	E.Stokes
WR 1	T.Tucker	CB 36	K.Kelly
QB 7	G.Smith	S 11	J.Chinn
RB 2	A.Jeanty	S 20	I.Pola-Mao

### Substitutions

### Substitutions

WR 9 T.Harris, K 11 C.Dicker, WR 12 D.Davis, WR 13 K.Allen, WR 15 L.McConkey, P 16 J.Scott, CB 20 C.Hart, RB 22 N.Harris, CB 24 B.St-Juste, S 27 R.Mickens, RB 28 H.Haskins, DB 36 J.Taylor, S 40 K.Williamson, LS 41 R.Lovato, OLB 48 B.Dupree, OLB 50 C.Murphy, LB 53 D.Phillips, LB 58 M.Wax, OL 68 J.Salyer, T 74 A.Deculus, C 78 A.James, WR 84 K.Lambert-Smith, DL 92 J.Eboigbe, DL 96 N.Jones, DT 99 J.Caldwell

RB 3 Z.White, P 6 A.Cole, K 8 D.Carlson, DE 9 T.Wilson, WR 18 J.Bech, RB 23 D.Laube, CB 25 D.Richardson, CB 26 D.Porter, S 27 T.McCollum, S 29 C.Smith, CB 30 D.Holmes, LB 33 J.Adams, LB 44 T.Eichenberg, LS 50 J.Bobenmoyer, DE 51 M.Koonce, LB 54 B.Jackson, LB 55 C.Lindenberg, C 67 W.Putnam, OL 70 S.Forsythe, TE 80 I.Thomas, WR 81 A.Bachman, WR 88 J.Shorter, TE 89 B.Bowers, DT 96 J.Laulu

### Did Not Play

### Did Not Play

QB 5 T.Lance

QB 15 K.Pickett, G 76 C.Rogers

### Not Active

### Not Active

DB 2 E.Molden, TE 42 T.Fisk, CB 46 N.Reed, OLB 54 K.Kennard, LB 56 K.Mauga, TE 86 O.Gadsden, DL 93 O.Ogbonnia

RB 31 R.Mostert, DE 49 C.Snowden, G/C 58 J.Powers-Johnson, T 60 C.Grant, DT 92 J.Pegues, DT 97 T.Hemingway

### Field Goals (made ( ) & missed)

C.Dicker (38) (20)

D.Carlson (54) (40) (37)

		1	2	3	4	OT	Total
VISITOR:	Los Angeles Chargers	10	7	3	0	0	20
HOME:	Las Vegas Raiders	3	3	0	3	0	9

### Scoring Plays

Team	Qtr	Time	Play Description (Extra Point) (Drive Info)	Visitor	Home
Chargers	1	13:43	C.Dicker 38 yd. Field Goal (4-5, 1:02)	3	0
Raiders	1	9:02	D.Carlson 54 yd. Field Goal (10-42, 4:41)	3	3
Chargers	1	0:20	K.Allen 10 yd. pass from J.Herbert (C.Dicker kick) (8-72, 5:14)	10	3
Raiders	2	9:54	D.Carlson 40 yd. Field Goal (11-43, 5:26)	10	6
Chargers	2	1:51	Q.Johnston 60 yd. pass from J.Herbert (C.Dicker kick) (5-91, 2:43)	17	6
Chargers	3	7:30	C.Dicker 20 yd. Field Goal (12-72, 7:30)	20	6
Raiders	4	11:15	D.Carlson 37 yd. Field Goal (19-62,11:15)	20	9

Paid Attendance: 62,526

Time: 2:53

Los Angeles Chargers vs Las Vegas Raiders  
9/15/2025 at Allegiant Stadium

# Final Individual Statistics

## Los Angeles Chargers

RUSHING	ATT	YDS	AVG	LG	TD
J.Herbert	9	31	3.4	12	0
N.Harris	8	28	3.5	7	0
O.Hampton	8	24	3.0	15	0
Q.Johnston	1	-2	-2.0	-2	0
Total	26	81	3.1	15	0

PASSING	ATT	CMP	YDS	SK/YD	TD	LG	IN	RT
J.Herbert	27	19	242	2/6	2	60	0	122.8
Total	27	19	242	2/6	2	60	0	122.8

PASS RECEIVING	TAR	REC	YDS	AVG	LG	TD
K.Allen	7	5	61	12.2	25	1
L.McConkey	5	5	48	9.6	19	0
Q.Johnston	7	3	71	23.7	60	1
T.Harris	3	2	34	17.0	24	0
N.Harris	2	2	20	10.0	11	0
W.Dissly	1	1	7	7.0	7	0
O.Hampton	2	1	1	1.0	1	0
Total	27	19	242	12.7	60	2

INTERCEPTIONS	NO	YDS	AVG	LG	TD
D.Henley	1	8	8.0	8	0
T.Jefferson	1	0	0.0	0	0
D.Jackson	1	0	0.0	0	0
Total	3	8	2.7	8	0

PUNTING	NO	YDS	AVG	NET	TB	IN20	LG
J.Scott	3	158	52.7	47.7	0	2	56
Total	3	158	52.7	47.7	0	2	56

PUNT RETURNS	NO	YDS	AVG	FC	LG	TD
D.Davis	1	7	7.0	1	7	0
Total	1	7	7.0	1	7	0

KICKOFF RETURNS	NO	YDS	AVG	FC	LG	TD
H.Haskins	2	51	25.5	0	29	0
D.Davis	1	29	29.0	0	29	0
[TOUCHBACK]	1	0	0.0	0	0	0
Total	3	80	26.7	0	29	0

## Las Vegas Raiders

RUSHING	ATT	YDS	AVG	LG	TD
A.Jeanty	11	43	3.9	13	0
G.Smith	5	20	4.0	15	0
T.Tucker	1	7	7.0	7	0
Z.White	2	-2	-1.0	3	0
Total	19	68	3.6	15	0

PASSING	ATT	CMP	YDS	SK/YD	TD	LG	IN	RT
G.Smith	43	24	180	3/30	0	25	3	37.0
Total	43	24	180	3/30	0	25	3	37.0

PASS RECEIVING	TAR	REC	YDS	AVG	LG	TD
J.Meyers	12	6	68	11.3	25	0
B.Bowers	8	5	38	7.6	9	0
T.Tucker	8	3	12	4.0	5	0
A.Jeanty	4	3	1	0.3	4	0
D.Laube	2	2	17	8.5	13	0
Z.White	3	2	15	7.5	9	0
M.Mayer	2	2	9	4.5	6	0
D.Thornton	4	1	20	20.0	20	0
Total	43	24	180	7.5	25	0

INTERCEPTIONS	NO	YDS	AVG	LG	TD
Total	0	0	0	0	0

PUNTING	NO	YDS	AVG	NET	TB	IN20	LG
A.Cole	2	114	57.0	53.5	0	1	60
Total	2	114	57.0	53.5	0	1	60

PUNT RETURNS	NO	YDS	AVG	FC	LG	TD
T.Tucker	1	15	15.0	2	15	0
Total	1	15	15.0	2	15	0

KICKOFF RETURNS	NO	YDS	AVG	FC	LG	TD
Z.White	4	91	22.8	0	25	0
[TOUCHBACK]	1	0	0.0	0	0	0
Total	4	91	22.8	0	25	0

### Los Angeles Chargers

FUMBLES	FUM	LOST	OWN-REC	YDS	TD	FORCED	OPP-REC	YDS	TD	OUT-BDS
J.Herbert	2	1	0	-7	0	0	0	0	0	0
D.Davis	0	0	1	0	0	0	0	0	0	0
Total	2	1	1	-7	0	0	0	0	0	0

### Las Vegas Raiders

FUMBLES	FUM	LOST	OWN-REC	YDS	TD	FORCED	OPP-REC	YDS	TD	OUT-BDS
J.Meredith	1	0	0	0	0	0	0	0	0	0
G.Smith	0	0	1	0	0	0	0	0	0	0
A.Butler	0	0	0	0	0	0	1	0	0	0
Total	1	0	1	0	0	0	1	0	0	0

## Final Team Statistics

	Visitor Chargers	Home Raiders
<b>TOTAL FIRST DOWNS</b>	15	15
By Rushing	6	5
By Passing	8	8
By Penalty	1	2
<b>THIRD DOWN EFFICIENCY</b>	4-11-36.4%	9-18-50.0%
<b>FOURTH DOWN EFFICIENCY</b>	1-2-50.0%	0-2-0.0%
<b>TOTAL NET YARDS</b>	317	218
Total Offensive Plays (inc. times thrown passing)	55	65
Average gain per offensive play	5.8	3.4
<b>NET YARDS RUSHING</b>	81	68
Total Rushing Plays	26	19
Average gain per rushing play	3.1	3.6
Tackles for a loss-number and yards	5-8	2-10
<b>NET YARDS PASSING</b>	236	150
Times thrown - yards lost attempting to pass	2-6	3-30
Gross yards passing	242	180
<b>PASS ATTEMPTS-COMPLETIONS-HAD INTERCEPTED</b>	27-19-0	43-24-3
Avg gain per pass play (inc.# thrown passing)	8.1	3.3
<b>KICKOFFS Number-In End Zone-Touchbacks</b>	5-3-1	4-1-1
<b>PUNTS Number and Average</b>	3-52.7	2-57.0
Had Blocked	0	0
<b>FGs - PATs Had Blocked</b>	0-0	0-0
<b>Net Punting Average</b>	47.7	53.5
<b>TOTAL RETURN YARDAGE (Not Including Kickoffs)</b>	15	15
No. and Yards Punt Returns	1-7	1-15
No. and Yards Kickoff Returns	3-80	4-91
No. and Yards Interception Returns	3-8	0-0
<b>PENALTIES Number and Yards</b>	6-33	5-47
<b>FUMBLES Number and Lost</b>	2-1	1-0
<b>TOUCHDOWNS</b>	2	0
Rushing	0	0
Passing	2	0
<b>EXTRA POINTS Made-Attempts</b>	2-2	0-0
Kicking Made-Attempts	2-2	0-0
<b>FIELD GOALS Made-Attempts</b>	2-2	3-3
<b>RED ZONE EFFICIENCY</b>	1-3-33%	0-3-0%
<b>GOAL TO GO EFFICIENCY</b>	0-1-0%	0-0-0%
<b>SAFETIES</b>	0	0
<b>FINAL SCORE</b>	20	9
<b>TIME OF POSSESSION</b>	28:17	31:43

# Ball Possession And Drive Chart

## Los Angeles Chargers

#	Time Recd	Time Lost	Time Poss	How Ball Obtained	Drive Began	# Play	Yds Gain	Yds Pen	Net Yds	1st Down	Last Scrm	How Given Up
1	14:45	13:43	1:02	Interception	LV 25	4	5	0	5	0	LV 20	Field Goal
2	9:02	7:57	1:05	Kickoff	LAC 35	3	5	-5	0	0	LAC 35	Punt
3	5:34	0:20	5:14	Punt	LAC 28	8	60	12	72	5	* LV 10	Touchdown
4	9:54	8:06	1:48	Kickoff	LAC 32	3	4	0	4	0	LAC 36	Punt
5	4:34	1:51	2:43	Punt	LAC 9	5	91	0	91	2	LAC 40	Touchdown
6	1:04	0:00	1:04	Interception	LAC 1	4	19	0	19	1	LAC 12	End of Half
7	15:00	7:30	7:30	Kickoff	LAC 26	12	72	0	72	3	* LV 2	Field Goal
8	11:15	8:10	3:05	Kickoff	LAC 20	7	24	0	24	2	50	Downs
9	5:58	4:23	1:35	Interception	LAC 20	3	6	0	6	0	LAC 26	Punt
10	3:51	3:45	0:06	Downs	LV 29	1	-1	0	-1	0	LV 29	Fumble
11	3:05	0:00	3:05	Downs	LV 34	7	25	-5	20	2	* LV 13	End of Game

(383) Average LAC 35

## Las Vegas Raiders

#	Time Recd	Time Lost	Time Poss	How Ball Obtained	Drive Began	# Play	Yds Gain	Yds Pen	Net Yds	1st Down	Last Scrm	How Given Up
1	15:00	14:45	0:15	Kickoff	LV 24	1	0	0	0	0	LV 24	Interception
2	13:43	9:02	4:41	Kickoff	LV 22	10	34	8	42	3	LAC 36	Field Goal
3	7:57	5:34	2:23	Punt	LV 16	3	3	0	3	0	LV 19	Punt
4	0:20	9:54	5:26	Kickoff	LV 35	11	48	-5	43	3	* LAC 22	Field Goal
5	8:06	4:34	3:32	Punt	LV 11	6	26	0	26	2	LV 37	Punt
6	1:51	1:04	0:47	Kickoff	LV 28	4	17	0	17	1	LV 45	Interception
7	7:30	11:15	11:15	Kickoff	LV 20	19	67	-5	62	5	* LAC 18	Field Goal
8	8:10	5:58	2:12	Downs	LAC 43	6	23	0	23	1	* LAC 20	Interception
9	4:23	3:51	0:32	Punt	LV 33	4	-4	0	-4	0	LV 40	Downs
10	3:45	3:05	0:40	Fumble	LV 30	4	4	0	4	0	LV 34	Downs

(276) Average LV 28

\* inside opponent's 20

### Time of Possession by Quarter

	1st	2nd	3rd	4th	OT	Total
<b>Visitor</b> Los Angeles Chargers	7:21	5:35	7:30	7:51		28:17
<b>Home</b> Las Vegas Raiders	7:39	9:25	7:30	7:09		31:43

### Kickoff Drive No.-Start Average

Chargers: 4 - LAC 28

Raiders: 5 - LV 26

**Los Angeles Chargers vs Las Vegas Raiders**  
**9/15/2025 at Allegiant Stadium**

# Final Defensive Statistics

Los Angeles Chargers	Regular Defensive Plays											Special Teams					Misc			
	TKL	AST	COMB	SK	/ YDS	TFL	Q	IN	PD	FF	FR	TKL	AST	FF	FR	BL	TKL	AST	FF	FR
D.Henley	7	3	10	1	11	2	1	1	2	0	0	0	0	0	0	0	0	0	0	0
T.Still	7	2	9	0	0	1	0	0	2	0	0	0	0	0	0	0	0	0	0	0
D.James	3	4	7	0	0	0	0	0	2	0	0	0	0	0	0	0	0	0	0	0
T.Tuipulotu	4	1	5	0	0	1	1	0	2	0	0	0	0	0	0	0	0	0	0	0
T.Jefferson	2	3	5	0	0	0	0	1	2	0	0	0	0	0	0	0	0	0	0	0
A.Gilman	2	1	3	0	0	0	0	0	2	0	0	0	0	0	0	0	0	0	0	0
N.Jones	2	1	3	0	0	0	0	0	1	0	0	0	0	0	0	0	0	0	0	0
T.Dye	0	3	3	0	0	0	0	0	0	0	0	0	0	0	0	0	0	0	0	0
J.Caldwell	2	0	2	1	9	1	1	0	0	0	0	0	0	0	0	0	0	0	0	0
C.Hart	2	0	2	0	0	0	0	0	0	0	0	0	0	0	0	0	0	0	0	0
J.Eboigbe	1	1	2	0	0	0	0	0	0	0	0	0	0	0	0	0	0	0	0	0
B.Dupree	0	2	2	0	0	0	0	0	0	0	0	0	0	0	0	0	0	0	0	0
K.Mack	1	0	1	1	10	1	1	0	0	0	0	0	0	0	0	0	0	0	0	0
T.Tart	1	0	1	0	0	0	1	0	0	0	0	0	0	0	0	0	0	0	0	0
D.Jackson	1	0	1	0	0	0	0	1	2	0	0	0	0	0	0	0	0	0	0	0
D.Hand	1	0	1	0	0	0	0	0	0	0	0	0	0	0	0	0	0	0	0	0
B.St-Juste	1	0	1	0	0	0	0	0	0	0	0	0	0	0	0	0	0	0	0	0
H.Haskins	0	0	0	0	0	0	0	0	0	0	0	2	0	0	0	0	0	0	0	0
M.Wax	0	0	0	0	0	0	0	0	0	0	0	1	1	0	0	0	0	0	0	0
C.Murphy	0	0	0	0	0	0	0	0	0	0	0	1	1	0	0	0	0	0	0	0
D.Davis	0	0	0	0	0	0	0	0	0	0	0	0	0	0	0	0	0	0	0	1
<b>Total</b>	<b>37</b>	<b>21</b>	<b>58</b>	<b>3</b>	<b>30</b>	<b>6</b>	<b>5</b>	<b>3</b>	<b>15</b>	<b>0</b>	<b>0</b>	<b>4</b>	<b>2</b>	<b>0</b>	<b>0</b>	<b>0</b>	<b>0</b>	<b>0</b>	<b>0</b>	<b>1</b>

TKL = Tackle AST = Assist COMB = Combined QH=QB Hit IN = Interception PD = Pass Defense FF = Forced Fumble FR = Fumble Recovery

Las Vegas Raiders	Regular Defensive Plays											Special Teams					Misc			
	TKL	AST	COMB	SK	/ YDS	TFL	QH	IN	PD	FF	FR	TKL	AST	FF	FR	BL	TKL	AST	FF	FR
D.White	6	2	8	0	0	1	0	0	0	0	0	0	0	0	0	0	0	0	0	0
G.Pratt	5	2	7	0	0	0	0	0	2	0	0	0	0	0	0	0	0	0	0	0
J.Chinn	6	0	6	0	0	1	0	0	1	0	0	0	0	0	0	0	0	0	0	0
I.Pola-Mao	3	2	5	0	0	0	0	0	0	0	0	0	0	0	0	0	0	0	0	0
E.Roberts	2	3	5	0	0	0	0	0	0	0	0	0	0	0	0	0	0	0	0	0
M.Crosby	1	4	5	0	0	1	0	0	0	0	0	0	0	0	0	0	0	0	0	0
J.Laulu	3	1	4	2	6	3	3	0	0	0	0	0	0	0	0	0	0	0	0	0
J.Adams	3	0	3	0	0	0	0	0	0	0	0	0	0	0	0	0	0	0	0	0
A.Butler	0	3	3	0	0	0	0	0	0	0	1	0	0	0	0	0	0	0	0	0
K.Kelly	2	0	2	0	0	1	0	0	1	0	0	0	0	0	0	0	0	0	0	0
E.Stokes	1	1	2	0	0	0	0	0	1	0	0	0	0	0	0	0	0	0	0	0
L.Fotu	1	1	2	0	0	1	0	0	0	0	0	0	0	0	0	0	0	0	0	0
M.Koonce	0	1	1	0	0	0	0	0	0	0	0	0	0	0	0	0	0	0	0	0
T.Booker	0	1	1	0	0	0	0	0	0	0	0	0	0	0	0	0	0	0	0	0
C.Smith	0	1	1	0	0	0	0	0	0	0	0	0	0	0	0	0	0	0	0	0
T.Wilson	0	0	0	0	0	0	0	0	1	0	0	0	0	0	0	0	0	0	0	0
D.Richardson	0	0	0	0	0	0	0	0	0	0	0	1	0	0	0	0	0	0	0	0
T.Eichenberg	0	0	0	0	0	0	0	0	0	0	0	1	0	0	0	0	0	0	0	0
D.Laube	0	0	0	0	0	0	0	0	0	0	0	1	0	0	0	0	0	0	0	0
C.Lindenberg	0	0	0	0	0	0	0	0	0	0	0	0	1	0	0	0	0	0	0	0
B.Jackson	0	0	0	0	0	0	0	0	0	0	0	0	1	0	0	0	0	0	0	0
M.Mayer	0	0	0	0	0	0	0	0	0	0	0	0	0	0	0	0	1	0	0	0
D.Thornton	0	0	0	0	0	0	0	0	0	0	0	0	0	0	0	0	1	0	0	0
G.Smith	0	0	0	0	0	0	0	0	0	0	0	0	0	0	0	0	0	0	0	1
<b>Total</b>	<b>33</b>	<b>22</b>	<b>55</b>	<b>2</b>	<b>6</b>	<b>8</b>	<b>3</b>	<b>0</b>	<b>6</b>	<b>0</b>	<b>1</b>	<b>3</b>	<b>2</b>	<b>0</b>	<b>0</b>	<b>0</b>	<b>2</b>	<b>0</b>	<b>0</b>	<b>1</b>





# First Quarter

9/15/2025

## Play By Play

LAC wins the coin toss and elects to defer. LV elects to Receive, and LAC elects to defend the north goal.

C.Dicker kicks 66 yards from LAC 35 to LV -1. Z.White to LV 24 for 25 yards (M.Wax).

### Las Vegas Raiders at 15:00, (1st play from scrimmage 14:53)

1-10-LV 24 (14:53) (Shotgun) G.Smith pass short right intended for T.Tucker INTERCEPTED by D.Henley (A.Gilman) at LV 33. D.Henley to LV 25 for 8 yards (M.Mayer).

### Los Angeles Chargers at 14:45

1-10-LV 25 (14:45) J.Herbert pass incomplete short left to O.Hampton (G.Pratt).  
 2-10-LV 25 (14:38) (Shotgun) J.Herbert pass short right to L.McConkey to LV 20 for 5 yards (D.White).  
 3-5-LV 20 (13:53) (Shotgun) J.Herbert pass incomplete short right to T.Harris (J.Chinn).  
 4-5-LV 20 (13:47) **C.Dicker 38 yard field goal is GOOD, Center-R.Lovato, Holder-J.Scott.**

Timeout at 13:43.

**LAC 3 LV 0, 4 plays, 5 yards, 1:02 drive, 1:17 elapsed**

C.Dicker kicks 65 yards from LAC 35 to LV 0. Z.White to LV 22 for 22 yards (C.Murphy; M.Wax).

### Las Vegas Raiders at 13:43, (1st play from scrimmage 13:38)

1-10-LV 22 (13:38) A.Jeanty left tackle to LV 35 for 13 yards (D.James). R1  
1-10-LV 35 (12:58) (Shotgun) G.Smith pass short left to T.Tucker to LV 40 for 5 yards (T.Still).  
 2-5-LV 40 (12:23) (Shotgun) G.Smith up the middle to LV 40 for no gain (T.Tuipulotu).  
 3-5-LV 40 (11:46) (Shotgun) G.Smith pass short middle to D.Thornton to LAC 40 for 20 yards (A.Gilman). P2  
1-10-LAC 40 (11:12) Z.White right guard to LAC 37 for 3 yards (T.Jefferson; T.Dye).  
 2-7-LAC 37 (10:46) (No Huddle, Shotgun) G.Smith pass incomplete short right to Z.White.  
 3-7-LAC 37 (10:41) (Shotgun) G.Smith pass incomplete short left to J.Meyers.  
*PENALTY on LAC-C.Hart, Defensive Pass Interference, 8 yards, enforced at LAC 37 - No Play.* X3  
1-10-LAC 29 (10:36) (Shotgun) G.Smith pass short middle to T.Tucker to LAC 26 for 3 yards (T.Tuipulotu).  
 2-7-LAC 26 (9:59) (Shotgun) G.Smith pass incomplete deep middle to T.Tucker (T.Jefferson).  
 3-7-LAC 26 (9:53) (Shotgun) G.Smith sacked at LAC 36 for -10 yards (K.Mack).  
 4-17-LAC 36 (9:07) **D.Carlson 54 yard field goal is GOOD, Center-J.Bobenmoyer, Holder-A.Cole.**

Timeout at 09:02.

**LAC 3 LV 3, 10 plays, 42 yards, 1 penalty, 4:41 drive, 5:58 elapsed**

D.Carlson kicks 59 yards from LV 35 to LAC 6. D.Davis to LAC 35 for 29 yards (D.Richardson).

### Los Angeles Chargers at 9:02, (1st play from scrimmage 8:57)

1-10-LAC 35 (8:57) (Shotgun) J.Herbert pass incomplete deep left to Q.Johnston (K.Kelly).  
 2-10-LAC 35 (8:51) (Shotgun) *PENALTY on LAC-T.Pipkins, False Start, 5 yards, enforced at LAC 35 - No Play.*  
 2-15-LAC 30 (8:51) (Shotgun) J.Herbert pass incomplete short right to Q.Johnston (E.Stokes).  
 3-15-LAC 30 (8:44) (Shotgun) J.Herbert scrambles up the middle to LAC 35 for 5 yards (M.Koonce; I.Pola-Mao).  
 4-10-LAC 35 (8:06) J.Scott punts 49 yards to LV 16, Center-R.Lovato, fair catch by T.Tucker.

Timeout at 07:57.

### Las Vegas Raiders at 7:57

1-10-LV 16 (7:57) G.Smith pass short middle to M.Mayer to LV 19 for 3 yards (D.James; T.Jefferson) [T.Tuipulotu].  
 2-7-LV 19 (7:09) S.Forsythe reported in as eligible. A.Jeanty up the middle to LV 14 for -5 yards (T.Tuipulotu).  
 3-12-LV 14 (6:29) (Shotgun) G.Smith pass short right to B.Bowers to LV 19 for 5 yards (T.Still).  
 4-7-LV 19 (5:45) A.Cole punts 60 yards to LAC 21, Center-J.Bobenmoyer. D.Davis pushed ob at LAC 28 for 7 yards (T.Eichenberg).

Timeout at 05:34.

### Los Angeles Chargers at 5:34

1-10-LAC 28 (5:34) (Shotgun) J.Herbert pass deep right to L.McConkey to LAC 47 for 19 yards (J.Chinn) [J.Laulu]. P1  
1-10-LAC 47 (4:52) N.Harris up the middle to LV 47 for 6 yards (E.Stokes; M.Crosby).  
 2-4-LV 47 (4:09) (Shotgun) J.Herbert scrambles right tackle ran ob at LV 35 for 12 yards (D.White). R2  
*Penalty on LV-M.Crosby, Defensive Offside, declined.*  
1-10-LV 35 (3:48) (Shotgun) J.Herbert sacked at LV 38 for -3 yards (J.Laulu).  
 2-13-LV 38 (3:03) (Shotgun) J.Herbert pass short right to K.Allen to LV 28 for 10 yards (G.Pratt).  
 3-3-LV 28 (2:23) (Shotgun) J.Herbert pass short middle to L.McConkey to LV 18 for 10 yards (I.Pola-Mao) [M.Koonce].  
*PENALTY on LAC-K.Lambert-Smith, Offensive Offside, 5 yards, enforced at LV 28 - No Play.*

**Los Angeles Chargers vs Las Vegas Raiders at Allegiant Stadium**

\*\* Injury Update: LAC-J.Eboigbe return is Questionable.

3-8-LV 33 (1:54) (Shotgun) J.Herbert scrambles up the middle to LV 24 for 9 yards (I.Pola-Mao). R3  
*PENALTY on LV-I.Pola-Mao, Unnecessary Roughness, 12 yards, enforced at LV 24.* X4

1-10-LV 12 (1:32) O.Hampton right tackle to LV 8 for 4 yards (G.Pratt).  
*PENALTY on LV, Defensive Too Many Men on Field, 5 yards, enforced at LV 12 - No Play.*

1-5-LV 7 (1:05) O.Hampton up the middle to LV 10 for -3 yards (L.Fotu).

2-8-LV 10 **(:28) (Shotgun) J.Herbert pass short right to K.Allen for 10 yards, TOUCHDOWN.** P5  
 C.Dicker extra point is GOOD, Center-R.Lovato, Holder-J.Scott.

<b>LAC 10 LV 3, 8 plays, 72 yards, 2 penalties, 5:14 drive, 14:40 elapsed</b>
---

C.Dicker kicks 65 yards from LAC 35 to end zone, Touchback to the LV 35.

**Las Vegas Raiders at 0:20**

1-10-LV 35 (:20) T.Tucker right end to LV 42 for 7 yards (T.Still). LAC-K.Mack was injured during the play.

**END OF QUARTER**

		Time Poss	First Downs				Efficiencies	
	Score		R	P	X	T	3 Down	4 Down
<b>Los Angeles Chargers</b>	<b>10</b>	<b>7:21</b>	<b>2</b>	<b>2</b>	<b>1</b>	<b>5</b>	<b>1/3</b>	<b>0/0</b>
<b>Las Vegas Raiders</b>	<b>3</b>	<b>7:39</b>	<b>1</b>	<b>1</b>	<b>1</b>	<b>3</b>	<b>1/3</b>	<b>0/0</b>

# Second Quarter

9/15/2025

## Play By Play

Las Vegas Raiders continued.

- 2-3-LV 42 (15:00) (Shotgun) G.Smith pass incomplete short right to T.Tucker (C.Hart) [N.Jones].  
*PENALTY on LAC-D.Henley, Illegal Contact, 5 yards, enforced at LV 42 - No Play.* X4
- 1-10-LV 47 (14:53) A.Jeanty left guard to LV 47 for no gain (B.Dupree; D.James).
- 2-10-LV 47 (14:10) G.Smith pass incomplete short right to A.Jeanty (T.Tuipulotu, D.Henley).  
\*\* Injury Update: LAC-K.Mack return is Questionable.
- 3-10-LV 47 (14:02) (Shotgun) G.Smith pass short left to J.Meyers to LAC 28 for 25 yards (C.Hart). P5
- 1-10-LAC 28 (13:37) (No Huddle, Shotgun) G.Smith pass incomplete short middle to D.Thornton.  
*PENALTY on LV-D.Parham, Offensive Holding, 10 yards, enforced at LAC 28 - No Play.*
- 1-20-LAC 38 (13:32) (Shotgun) A.Jeanty right end to LAC 35 for 3 yards (T.Still; B.Dupree).
- 2-17-LAC 35 (12:51) (Shotgun) G.Smith scrambles left tackle to LAC 20 for 15 yards (A.Gilman).
- 3-2-LAC 20 (12:05) (Shotgun) A.Jeanty left guard to LAC 17 for 3 yards (T.Dye; D.Henley). R6
- 1-10-LAC 17 (11:26) (Shotgun) G.Smith pass short right to A.Jeanty to LAC 13 for 4 yards (N.Jones).
- 2-6-LAC 13 (10:45) (Shotgun) G.Smith pass incomplete short left to J.Meyers (A.Gilman).
- 3-6-LAC 13 (10:40) (Shotgun) J.Meredith to LAC 18 for -5 yards. FUMBLES, recovered by LV-G.Smith at LAC 19. G.Smith sacked at LAC 22 for -9 yards (J.Caldwell).
- 4-15-LAC 22 **(9:58) D.Carlson 40 yard field goal is GOOD, Center-J.Bobenmoyer, Holder-A.Cole.**

Timeout at 09:54.

**LAC 10 LV 6, 11 plays, 43 yards, 1 penalty, 5:26 drive, 5:06 elapsed**

D.Carlson kicks 62 yards from LV 35 to LAC 3. H.Haskins to LAC 32 for 29 yards (C.Lindenberg; B.Jackson).

### Los Angeles Chargers at 9:54, (1st play from scrimmage 9:45)

- 1-10-LAC 32 (9:45) (Shotgun) Q.Johnston left end to LAC 30 for -2 yards (D.White, E.Roberts).
- 2-12-LAC 30 (9:04) (Shotgun) J.Herbert pass short right to L.McConkey to LAC 36 for 6 yards (J.Chinn).
- 3-6-LAC 36 (8:19) (Shotgun) J.Herbert pass incomplete short left to Q.Johnston (T.Wilson).
- 4-6-LAC 36 (8:14) J.Scott punts 53 yards to LV 11, Center-R.Lovato, fair catch by T.Tucker.

Timeout at 08:06.

### Las Vegas Raiders at 8:06

- 1-10-LV 11 (8:06) A.Jeanty right guard to LV 17 for 6 yards (T.Still). \*\* Injury Update: LAC-J.Eboigbe has returned to the game.
- 2-4-LV 17 (7:29) (Shotgun) G.Smith pass short right to M.Mayer to LV 23 for 6 yards (D.Henley). P7
- 1-10-LV 23 (6:52) (Shotgun) A.Jeanty right guard to LV 33 for 10 yards (T.Jefferson). R8
- 1-10-LV 33 (6:12) G.Smith pass short left to Z.White to LV 42 for 9 yards (D.James).
- 2-1-LV 42 (5:28) (Shotgun) G.Smith pass incomplete deep right to D.Thornton (T.Still).  
Timeout #1 by LAC at 05:21.
- 3-1-LV 42 (5:21) (Shotgun) Z.White up the middle to LV 37 for -5 yards (D.Henley, N.Jones).
- 4-6-LV 37 (4:42) A.Cole punts 54 yards to LAC 9, Center-J.Bobenmoyer, fair catch by D.Davis.

Timeout at 04:34.

### Los Angeles Chargers at 4:34

- 1-10-LAC 9 (4:34) (Shotgun) J.Herbert pass short middle to K.Allen to LAC 18 for 9 yards (J.Chinn).
- 2-1-LAC 18 (3:58) (Shotgun) N.Harris right guard to LAC 18 for no gain (E.Roberts).
- 3-1-LAC 18 (3:18) O.Hampton left tackle pushed ob at LAC 33 for 15 yards (G.Pratt). R6
- 1-10-LAC 33 (2:34) (Shotgun) J.Herbert pass short middle to W.Dissly to LAC 40 for 7 yards (D.White; G.Pratt).

Two-Minute Warning

- 2-3-LAC 40 **(2:00) (Shotgun) J.Herbert pass deep left to Q.Johnston for 60 yards, TOUCHDOWN.** P7  
\*\* Injury Update: LAC-K.Mack is Out of the game.  
C.Dicker extra point is GOOD, Center-R.Lovato, Holder-J.Scott.

Timeout at 01:51.

**LAC 17 LV 6, 5 plays, 91 yards, 2:43 drive, 13:09 elapsed**

C.Dicker kicks 60 yards from LAC 35 to LV 5. Z.White to LV 28 for 23 yards (H.Haskins).

### Las Vegas Raiders at 1:51, (1st play from scrimmage 1:45)

- 1-10-LV 28 (1:45) (Shotgun) G.Smith pass short left to D.Laube ran ob at LV 41 for 13 yards (D.Henley). P9
- 1-10-LV 41 (1:37) (No Huddle, Shotgun) G.Smith pass short middle to D.Laube to LV 45 for 4 yards (D.James).

**Los Angeles Chargers vs Las Vegas Raiders at Allegiant Stadium**

2-6-LV 45 (1:20) (No Huddle, Shotgun) G.Smith pass incomplete short right to T.Tucker.

3-6-LV 45 (1:14) (Shotgun) G.Smith pass deep right intended for D.Thornton INTERCEPTED by T.Jefferson at LAC 1. T.Jefferson to LAC 1 for no gain (D.Thornton).

**Los Angeles Chargers at 1:04**

1-10-LAC 1 (1:04) A.Deculus reported in as eligible. J.Herbert up the middle to LAC 3 for 2 yards (T.Booker; A.Butler).  
Timeout #1 by LV at 01:01.

2-8-LAC 3 (1:01) (Shotgun) J.Herbert pass short left to Q.Johnston to LAC 10 for 7 yards (D.White).  
Timeout #2 by LV at 00:56.

3-1-LAC 10 (:56) (Shotgun) O.Hampton left end to LAC 12 for 2 yards (D.White).

1-10-LAC 12 (:12) (Shotgun) O.Hampton up the middle to LAC 20 for 8 yards (J.Chinn).

R8

**END OF QUARTER**

		<b>Time</b>	<b>First Downs</b>				<b>Efficiencies</b>	
	<b>Score</b>	<b>Poss</b>	<b>R</b>	<b>P</b>	<b>X</b>	<b>T</b>	<b>3 Down</b>	<b>4 Down</b>
<b>Los Angeles Chargers</b>	<b>17</b>	<b>5:35</b>	<b>2</b>	<b>1</b>	<b>0</b>	<b>3</b>	<b>2/3</b>	<b>0/0</b>
<b>Las Vegas Raiders</b>	<b>6</b>	<b>9:25</b>	<b>2</b>	<b>3</b>	<b>1</b>	<b>6</b>	<b>2/5</b>	<b>0/0</b>

# Third Quarter

9/15/2025

## Play By Play

LAC elects to Receive, and LV elects to defend the North goal.

D.Carlson kicks 61 yards from LV 35 to LAC 4. H.Haskins to LAC 26 for 22 yards (D.Laube).

### Los Angeles Chargers at 15:00, (1st play from scrimmage 14:53)

- 1-10-LAC 26 (14:53) O.Hampton left guard to LAC 25 for -1 yards (J.Laulu, M.Crosby).
- 2-11-LAC 25 (14:13) (Shotgun) J.Herbert pass deep right to T.Harris pushed ob at LAC 49 for 24 yards (I.Pola-Mao). P9
- 1-10-LAC 49 (13:44) (No Huddle, Shotgun) J.Herbert pass short left to Q.Johnston to LV 47 for 4 yards (K.Kelly).
- 2-6-LV 47 (13:18) (No Huddle, Shotgun) J.Herbert pass short right to L.McConkey to LV 38 for 9 yards (J.Chinn). P10
- 1-10-LV 38 (12:34) J.Herbert sacked at LV 41 for -3 yards (J.Laulu).
- 2-13-LV 41 (11:48) J.Herbert pass short left to O.Hampton to LV 40 for 1 yard (J.Adams).
- 3-12-LV 40 (11:03) (Shotgun) J.Herbert pass short middle to T.Harris to LV 30 for 10 yards (I.Pola-Mao; C.Smith).  
Timeout #1 by LV at 10:24.
- 4-2-LV 30 (10:24) J.Herbert pass short middle to K.Allen to LV 5 for 25 yards (E.Stokes, E.Roberts). P11  
Timeout #1 by LAC at 09:37.
- 1-5-LV 5 (9:37) O.Hampton right guard to LV 2 for 3 yards (J.Adams).
- 2-2-LV 2 (9:01) (Shotgun) O.Hampton left guard to LV 1 for 1 yard (A.Butler; L.Fotu).
- 3-1-LV 1 (8:18) A.Deculus reported in as eligible. O.Hampton up the middle to LV 2 for -1 yards (J.Chinn).
- 4-2-LV 2 **(7:33) C.Dicker 20 yard field goal is GOOD, Center-R.Lovato, Holder-J.Scott.**

Timeout at 07:30.

**LAC 20 LV 6, 12 plays, 72 yards, 7:30 drive, 7:30 elapsed**

C.Dicker kicks 56 yards from LAC 35 to LV 9. Z.White to LV 34 for 25 yards (C.Murphy).

*PENALTY on LV-I.Thomas, Offensive Holding, 10 yards, enforced at LV 30.*

### Las Vegas Raiders at 7:30, (1st play from scrimmage 7:22)

- 1-10-LV 20 (7:22) (Shotgun) G.Smith pass incomplete short right to T.Tucker (T.Still).
- 2-10-LV 20 (7:19) A.Jeanty left guard to LV 25 for 5 yards (T.Still).
- 3-5-LV 25 (6:36) (Shotgun) G.Smith pass short left to B.Bowers to LV 34 for 9 yards (T.Tuipulotu; T.Dye). P10
- 1-10-LV 34 (5:59) G.Smith pass short left to J.Meyers to LV 39 for 5 yards (T.Jefferson).
- 2-5-LV 39 (5:27) A.Jeanty left tackle to LV 43 for 4 yards (J.Caldwell, J.Eboigbe).
- 3-1-LV 43 (4:53) G.Smith up the middle to LV 45 for 2 yards (J.Eboigbe). R11
- 1-10-LV 45 (4:11) (Shotgun) G.Smith scrambles right end pushed ob at LV 47 for 2 yards (N.Jones).
- 2-8-LV 47 (3:35) (Shotgun) G.Smith pass short left to A.Jeanty to LV 49 for 2 yards (D.Jackson).
- 3-6-LV 49 (2:54) (Shotgun) G.Smith pass short middle to B.Bowers to LAC 42 for 9 yards (T.Tuipulotu). P12
- 1-10-LAC 42 (2:12) (Shotgun) G.Smith pass short left to J.Meyers to LAC 33 for 9 yards (D.James; A.Gilman).
- 2-1-LAC 33 (1:29) (Shotgun) G.Smith pass incomplete deep left to J.Meyers [T.Tart].
- 3-1-LAC 33 (1:24) G.Smith up the middle to LAC 32 for 1 yard (T.Tart). R13
- 1-10-LAC 32 (:39) A.Jeanty left guard to LAC 32 for no gain (D.Hand).

### END OF QUARTER

	Score	Time Poss	First Downs				Efficiencies	
			R	P	X	T	3 Down	4 Down
Los Angeles Chargers	20	7:30	0	3	0	3	0/2	1/1
Las Vegas Raiders	6	7:30	2	2	0	4	4/4	0/0

## Fourth Quarter

9/15/2025

## Play By Play

Las Vegas Raiders continued.

- 2-10-LAC 32 (15:00) A.Jeanty right tackle to LAC 28 for 4 yards (D.Henley; T.Still).
- 3-6-LAC 28 (14:20) (Shotgun) G.Smith pass incomplete deep right to D.Thornton (C.Hart).  
*PENALTY on LAC-B.Dupree, Defensive Offside, 5 yards, enforced at LAC 28 - No Play.*
- 3-1-LAC 23 (14:09) G.Smith pass short left to J.Meyers to LAC 18 for 5 yards (D.Henley).
- 1-10-LAC 18 (13:28) (Shotgun) G.Smith pass incomplete deep right to B.Bowers.
- 2-10-LAC 18 (13:22) (Shotgun) G.Smith pass short right to T.Tucker to LAC 14 for 4 yards (C.Hart).
- 3-6-LAC 14 (12:36) (Shotgun) G.Smith scrambles left tackle to LAC 6 for 8 yards (A.Gilman).  
*PENALTY on LV-D.Parham, Offensive Holding, 10 yards, enforced at LAC 14 - No Play.*
- 3-16-LAC 24 (12:07) (Shotgun) G.Smith pass short right to Z.White to LAC 18 for 6 yards (D.Henley).
- 4-10-LAC 18 **(11:19) D.Carlson 37 yard field goal is GOOD, Center-J.Bobenmoyer, Holder-A.Cole.**

P14

Timeout at 11:15.

LAC 20 LV 9, 19 plays, 62 yards, 1 penalty, 11:15 drive, 3:45 elapsed

D.Carlson kicks 65 yards from LV 35 to landing zone to end zone, Touchback to the LAC 20.

Timeout at 11:15.

## Los Angeles Chargers at 11:15

- 1-10-LAC 20 (11:15) J.Herbert pass short middle to N.Harris to LAC 29 for 9 yards (G.Pratt; J.Laulu).
- 2-1-LAC 29 (10:36) N.Harris up the middle to LAC 30 for 1 yard (J.Adams).
- 1-10-LAC 30 (9:54) A.Deculus reported in as eligible. J.Herbert pass short left to N.Harris to LAC 41 for 11 yards (G.Pratt).
- 1-10-LAC 41 (9:09) J.Herbert pass incomplete short left to Q.Johnston.
- 2-10-LAC 41 (9:07) (Shotgun) J.Herbert pass short middle to L.McConkey to 50 for 9 yards (I.Pola-Mao).
- 3-1-50 (8:23) (Shotgun) J.Herbert pass incomplete short right to K.Allen (G.Pratt).
- 4-1-50 (8:14) (Shotgun) J.Herbert FUMBLES (Aborted) at LAC 45, recovered by LAC-D.Davis at LAC 44. D.Davis to LAC 44 for no gain (K.Kelly).

R12

P13

Timeout at 08:10.

## Las Vegas Raiders at 8:10

- 1-10-LAC 43 (8:10) (Shotgun) G.Smith pass short right to B.Bowers to LAC 35 for 8 yards (T.Still, T.Jefferson).
- 2-2-LAC 35 (7:31) (Shotgun) G.Smith pass incomplete deep left to J.Meyers.
- 3-2-LAC 35 (7:24) (Shotgun) G.Smith pass short middle to J.Meyers to LAC 15 for 20 yards (D.Henley).
- 1-10-LAC 15 (6:50) (Shotgun) G.Smith pass incomplete short middle to J.Meyers (N.Jones).
- 2-10-LAC 15 (6:45) (Shotgun) G.Smith pass short left to A.Jeanty to LAC 20 for -5 yards (T.Still).
- 3-15-LAC 20 (6:05) (Shotgun) G.Smith pass deep middle intended for J.Meyers INTERCEPTED by D.Jackson (D.James) at LAC -7. Touchback.

P15

Timeout at 05:58.

## Los Angeles Chargers at 5:58

- 1-10-LAC 20 (5:58) (Shotgun) N.Harris up the middle to LAC 27 for 7 yards (D.White; M.Crosby).
- 2-3-LAC 27 (5:21) N.Harris up the middle to LAC 26 for -1 yards (M.Crosby, E.Roberts).
- 3-4-LAC 26 (4:40) (Shotgun) J.Herbert pass incomplete short right to K.Allen.
- 4-4-LAC 26 (4:36) J.Scott punts 56 yards to LV 18, Center-R.Lovato. T.Tucker to LV 33 for 15 yards (H.Haskins).

Timeout at 04:23.

## Las Vegas Raiders at 4:23

- 1-10-LV 33 (4:23) (Shotgun) G.Smith pass incomplete short left to T.Tucker.
- 2-10-LV 33 (4:19) (Shotgun) G.Smith pass short middle to B.Bowers to LV 40 for 7 yards (D.James; D.Henley).
- 3-3-LV 40 (4:01) (No Huddle, Shotgun) G.Smith pass incomplete short right to D.Thornton (D.Jackson).  
Timeout #2 by LAC at 03:57.
- 4-3-LV 40 (3:57) (Shotgun) G.Smith sacked at LV 29 for -11 yards (D.Henley).

## Los Angeles Chargers at 3:51

- 1-10-LV 29 (3:51) J.Herbert FUMBLES (Aborted) at LV 33, RECOVERED by LV-A.Butler at LV 30.

## Las Vegas Raiders at 3:45

- 1-10-LV 30 (3:45) (Shotgun) G.Smith pass incomplete short middle to B.Bowers (T.Tuipulotu).
- 2-10-LV 30 (3:41) (Shotgun) G.Smith pass short left to J.Meyers to LV 34 for 4 yards (B.St-Juste).
- 3-6-LV 34 (3:22) (No Huddle, Shotgun) G.Smith pass incomplete deep left to B.Bowers (D.James).

**Los Angeles Chargers vs Las Vegas Raiders at Allegiant Stadium**

4-6-LV 34 (3:16) (Shotgun) G.Smith pass incomplete short left to J.Meyers.

**Los Angeles Chargers at 3:05**

1-10-LV 34 (3:05) A.Deculus reported in as eligible. N.Harris up the middle to LV 30 for 4 yards (M.Crosby; A.Butler).  
Timeout #2 by LV at 02:58.

2-6-LV 30 (2:58) (Shotgun) J.Herbert pass short middle to K.Allen to LV 23 for 7 yards (D.White).

P14

1-10-LV 23 (2:14) (Shotgun) N.Harris up the middle to LV 19 for 4 yards (G.Pratt).  
Timeout #3 by LV at 02:09.

2-6-LV 19 (2:09) A.Deculus reported in as eligible. N.Harris left guard to LV 11 for 8 yards (E.Stokes).  
*PENALTY on LAC, Illegal Formation, 5 yards, enforced at LV 19 - No Play.*

2-11-LV 24 (2:02) A.Deculus reported in as eligible. J.Herbert left end to LV 19 for 5 yards (G.Pratt).

Two-Minute Warning

3-6-LV 19 (1:57) (Shotgun) N.Harris right guard to LV 12 for 7 yards (E.Roberts).

R15

1-10-LV 12 (1:17) J.Herbert kneels to LV 13 for -1 yards.

2-11-LV 13 (:39) J.Herbert kneels to LV 14 for -1 yards.

**END OF QUARTER**

		<b>Time</b>	<b>First Downs</b>				<b>Efficiencies</b>	
	<b>Score</b>	<b>Poss</b>	<b>R</b>	<b>P</b>	<b>X</b>	<b>T</b>	<b>3 Down</b>	<b>4 Down</b>
<b>Los Angeles Chargers</b>	<b>20</b>	<b>7:51</b>	<b>2</b>	<b>2</b>	<b>0</b>	<b>4</b>	<b>1/3</b>	<b>0/1</b>
<b>Las Vegas Raiders</b>	<b>9</b>	<b>7:09</b>	<b>0</b>	<b>2</b>	<b>0</b>	<b>2</b>	<b>2/6</b>	<b>0/2</b>

# Miscellaneous Statistics Report

Los Angeles Chargers vs Las Vegas Raiders  
9/15/2025 at Allegiant Stadium

## Ten Longest Plays for Los Angeles Chargers

Yards	Qtr	Play Start	Play Description
60	2	2-3-LAC 40	(2:00) (Shotgun) J.Herbert pass deep left to Q.Johnston for 60 yards, TOUCHDOWN.
25	3	4-2-LV 30	(10:24) J.Herbert pass short middle to K.Allen to LV 5 for 25 yards (E.Stokes, E.Roberts).
24	3	2-11-LAC 25	(14:13) (Shotgun) J.Herbert pass deep right to T.Harris pushed ob at LAC 49 for 24 yards (I.Pola-Mao).
21	1	3-8-LV 33	(1:54) (Shotgun) J.Herbert scrambles up the middle to LV 24 for 9 yards (I.Pola-Mao). PENALTY on LV-I.Pola-Mao, Unnecessary Roughness, 12 yards, enforced at LV 24.
19	1	1-10-LAC 28	(5:34) (Shotgun) J.Herbert pass deep right to L.McConkey to LAC 47 for 19 yards (J.Chinn) [J.Laulu].
15	2	3-1-LAC 18	(3:18) O.Hampton left tackle pushed ob at LAC 33 for 15 yards (G.Pratt).
12	1	2-4-LV 47	(4:09) (Shotgun) J.Herbert scrambles right tackle ran ob at LV 35 for 12 yards (D.White). Penalty on LV-M.Crosby, Defensive Offside, declined.
11	4	1-10-LAC 30	(9:54) A.Deculus reported in as eligible. J.Herbert pass short left to N.Harris to LAC 41 for 11 yards (G.Pratt).
10	1	2-13-LV 38	(3:03) (Shotgun) J.Herbert pass short right to K.Allen to LV 28 for 10 yards (G.Pratt).
10	1	2-8-LV 10	(:28) (Shotgun) J.Herbert pass short right to K.Allen for 10 yards, TOUCHDOWN.

## Ten Longest Plays for Las Vegas Raiders

Yards	Qtr	Play Start	Play Description
25	2	3-10-LV 47	(14:02) (Shotgun) G.Smith pass short left to J.Meyers to LAC 28 for 25 yards (C.Hart).
20	1	3-5-LV 40	(11:46) (Shotgun) G.Smith pass short middle to D.Thornton to LAC 40 for 20 yards (A.Gilman).
20	4	3-2-LAC 35	(7:24) (Shotgun) G.Smith pass short middle to J.Meyers to LAC 15 for 20 yards (D.Henley).
15	2	2-17-LAC 35	(12:51) (Shotgun) G.Smith scrambles left tackle to LAC 20 for 15 yards (A.Gilman).
13	1	1-10-LV 22	(13:38) A.Jeanty left tackle to LV 35 for 13 yards (D.James).
13	2	1-10-LV 28	(1:45) (Shotgun) G.Smith pass short left to D.Laube ran ob at LV 41 for 13 yards (D.Henley).
10	2	1-10-LV 23	(6:52) (Shotgun) A.Jeanty right guard to LV 33 for 10 yards (T.Jefferson).
9	2	1-10-LV 33	(6:12) G.Smith pass short left to Z.White to LV 42 for 9 yards (D.James).
9	3	3-5-LV 25	(6:36) (Shotgun) G.Smith pass short left to B.Bowers to LV 34 for 9 yards (T.Tuipulotu; T.Dye).
9	3	3-6-LV 49	(2:54) (Shotgun) G.Smith pass short middle to B.Bowers to LAC 42 for 9 yards (T.Tuipulotu).

## Touchdown Scoring Information

		Offense	Defense	Special Teams
<b>VISITOR</b>	Los Angeles Chargers	2	0	0
<b>HOME</b>	Las Vegas Raiders	0	0	0

## Player Scoring Information

Club	Player	TD	Rush TD	Rec TD	KO TD	Punt TD	Int TD	Fum TD	Misc TD	FG	XP	2Pt Rush	2Pt Rec	Sfty	Points
LAC	C.Dicker	0	0	0	0	0	0	0	0	2	2	0	0	0	8
LAC	K.Allen	0	0	1	0	0	0	0	0	0	0	0	0	0	6
LAC	Q.Johnston	0	0	1	0	0	0	0	0	0	0	0	0	0	6
LV	D.Carson	0	0	0	0	0	0	0	0	3	0	0	0	0	9

## Possession Detail

	First Half		Second Half		Game	
	Visitor	Home	Visitor	Home	Visitor	Home
Largest Lead	11	0	14	0	14	0
Drives Leading	3	0	5	0	8	0
Time of Possession Leading	5:35	0:00	15:21	0:00	20:56	0:00
Largest Deficit	0	-11	0	-14	0	-14
Drives Trailing	0	4	0	4	0	8
Time of Possession Trailing	0:00	14:26	0:00	14:39	0:00	29:05
Times Score Tied Up		1		0		1
Lead Changes		2		0		2

# Playtime Percentage

Percent of playtime per player on offense, defense and special teams (Unofficial)

## Los Angeles Chargers

## Las Vegas Raiders

		Los Angeles Chargers				Las Vegas Raiders						
		Offense	Defense	Special Teams				Offense	Defense	Special Teams		
J.Alt	T	58	100%	4	19%	A.Cappa	G	70	100%	3	14%	
M.Becton	G	58	100%	4	19%	D.Glaze	T	70	100%	3	14%	
T.Pipkins	G/T	58	100%	4	19%	D.Parham	G	70	100%	3	14%	
Z.Johnson	G	58	100%	4	19%	J.Meredith	C/G	70	100%	3	14%	
J.Herbert	QB	58	100%			K.Miller	T	70	100%	3	14%	
B.Bozeman	C	58	100%			G.Smith	QB	70	100%			
Q.Johnston	WR	44	76%			J.Meyers	WR	65	93%			
L.McConkey	WR	43	74%			T.Tucker	WR	64	91%	3	14%	
O.Hampton	RB	36	62%			D.Thornton	WR	57	81%			
K.Allen	WR	32	55%			B.Bowers	TE	54	77%			
T.Conklin	TE	29	50%	7	33%	A.Jeanty	RB	39	56%			
S.Matlock	FB/ DL	27	47%	7	33%	M.Mayer	TE	24	34%	5	24%	
W.Dissly	TE	23	40%			Z.White	RB	21	30%	7	33%	
N.Harris	RB	20	34%			D.Laube	RB	12	17%	12	57%	
T.Harris	WR	18	31%	4	19%	I.Thomas	TE	7	10%	7	33%	
K.Lambert-Smith	WR	6	10%			J.Bech	WR	5	7%	9	43%	
A.Deculus	T	6	10%			A.Bachman	WR	1	1%	12	57%	
D.Davis	WR	5	9%	6	29%	S.Forsythe	OL	1	1%	3	14%	
H.Haskins	RB	1	2%	14	67%	I.Pola-Mao	S		58	100%	2	10%
A.Gilman	S			6	29%	J.Chinn	S		58	100%		
D.Henley	LB					D.White	LB		58	100%		
D.James	S					M.Crosby	DE		57	98%	4	19%
T.Still	CB			1	5%	K.Kelly	CB		57	98%		
T.Jefferson	S					E.Stokes	CB		57	98%		
T.Tuipulotu	LB			6	29%	A.Butler	DT		45	78%	4	19%
T.Dye	LB			11	52%	G.Pratt	LB		44	76%		
D.Jackson	CB					E.Roberts	LB		39	67%		
B.Dupree	LB			3	14%	T.Booker	DT		38	66%	4	19%
D.Hand	DL			3	14%	J.Laulu	DT		32	55%	4	19%
C.Hart	CB			11	52%	M.Koonce	DE		26	45%	6	29%
C.Murphy	LB			14	67%	L.Fotu	DL		22	38%		
J.Caldwell	DT			3	14%	J.Adams	LB		19	33%		
T.Tart	DL			2	10%	T.Wilson	DE		14	24%	4	19%
N.Jones	DL			2	10%	D.Holmes	CB		13	22%	3	14%
B.St-Juste	CB			14	67%	C.Smith	S		2	3%	16	76%
J.Eboigbe	DL			3	14%	C.Lindenberg	LB				18	86%
K.Mack	LB					T.Eichenberg	LB				18	86%
J.Taylor	DB			17	81%	D.Porter	CB				13	62%
D.Phillips	LB			17	81%	D.Richardson	CB				13	62%
M.Wax	LB			14	67%	B.Jackson	LB				12	57%
K.Williamson	S			11	52%	J.Shorter	WR				12	57%
C.Dicker	K			9	43%	D.Carlson	K				7	33%
R.Mickens	S			8	38%	A.Cole	P				5	24%
J.Scott	P			7	33%	J.Bobenmoyer	LS				5	24%
R.Lovato	LS			7	33%							

J.Salyer	OL	4	19%	T.McCollum	S	5	24%
A.James	C	4	19%	W.Putnam	C	3	14%

***FEATURE  
STORIES***

# TABLE OF CONTENTS



Los Angeles Chargers .....	2
Former Chargers tight end Antonio Gates voted into Pro Football Hall of Fame .....	2
Chargers to host Week 1 game in São Paulo, Brazil.....	2
NFL's Global Markets Program adds four new clubs, two new markets in 2025.....	3
Joe Hortiz .....	3
'Let the draft come to you': Chargers' free-agency haul informed their NFL draft needs .....	3
Jim Harbaugh .....	4
Chargers' Jim Harbaugh says he had hip replacement, heart procedure during offseason .....	4
The many quirks of Jim Harbaugh: From saving a life to saving his pants .....	4
Jim Harbaugh's coaching evolution, from NCAA to the NFL .....	6
Jesse Minter .....	7
The making of Chargers DC Jesse Minter: 'He always wanted to be one step ahead' .....	7
Devin Woodhouse.....	11
Chargers vs. Chiefs a family affair with Andy Reid's son-in-law in L.A.'s corner.....	11
Keenan Allen .....	11
Keenan Allen is back: Why Chargers signed him now, and how he fits into WR room .....	11
Keenan Allen's journey back home to the Chargers .....	12
Orande Gadsden II .....	14
Chargers' early riser Oronde Gadsden II making a good first impression.....	14
Omarion Hampton.....	14
The Inside Story of How the Chargers Drafted Omarion Hampton .....	14
Najee Harris.....	17
Najee Harris says Jim Harbaugh central to Chargers' signing.....	17
Daiyan Henley .....	18
Can Daiyan Henley be a key to Chargers' Super Bowl push? .....	18
Justin Herbert .....	18
'You gotta move on': Chargers' Justin Herbert focusing on future, not playoff failure .....	18
Quentin Johnston.....	19
Chargers' Quentin Johnston looks to use past struggles as fuel in 2025.....	19
Khalil Mack .....	20
Khalil Mack 'couldn't give up on that dream' of winning with the Chargers .....	20
Ladd McConkey.....	20
How the Chargers' 'uncoverable' Ladd McConkey is poised to reach greater heights in Year 2.....	20
Jamaree Salyer.....	20
Chargers training camp, Day 10: Jamaree Salyer working with first team after weight-loss 'journey' .....	20

# Los Angeles Chargers

## Former Chargers tight end Antonio Gates voted into Pro Football Hall of Fame

By Josh Dubow  
Associated Press  
February 7, 2025

NEW ORLEANS — Former Chargers tight end Antonio Gates was voted into the Pro Football Hall of Fame in the smallest induction class in 20 years following offseason rule changes meant to make it harder to get inducted.

Gates, elected in his second year of eligibility, will be joined by defensive end Jared Allen, cornerback Eric Allen and wide receiver Sterling Sharpe.

Gates spent his entire 16-year career with the Chargers, becoming one of the best at his position with 116 touchdown catches. Gates played only basketball in college at Kent State, but the undrafted free agent and former power forward became the Chargers' franchise leader in receptions, yards receiving, and touchdown catches and was selected to eight Pro Bowls.

"The opportunity I got speaks volumes of how (the Chargers) believed in me," Gates said. "I'm happy it all paid off."

Gates, who has served as the Chargers' legends ambassador since retiring in 2018, was introduced in New Orleans' Saenger Theatre by his former Chargers teammate and fellow Hall of Famer, LaDainian Tomlinson.

"It's really so hard to describe in words," Gates told reporters after the announcement. "I'm so happy. It's like a world of weight off my shoulders. I finally made it. I finally reached the pinnacle of sports."

He became an All-Pro in just his second season in 2004. He was an All-Pro again the next two seasons and went on to have a 16-year career with the Chargers. Gates finished with 955 catches for 11,841 yards and an NFL record for tight ends with his 116 touchdown catches. He ranks seventh all-time in touchdown receptions.

Gates transferred to Kent State after Nick Saban, then the football coach at Michigan State, discouraged him from playing both sports for the Spartans. Gates helped the Golden Flashes reach the Elite Eight of the NCAA Tournament as a junior. He earned Associated Press All-American honorable mention accolades as a senior, averaging 20.6 points and 7.7 rebounds per game, but NFL scouts kept tabs on him and the rest is history.

"Antonio is an amazing human being who also happens to be one of the greatest players in NFL history. I'm thrilled to see him get the recognition he so deeply deserves," Chargers owner Dean Spanos said in a statement on the team's website. "To accomplish what Antonio has, never having played college football and going undrafted, is a testament to perseverance, hard work and maximizing your God-given ability. ... He redefined the tight end position in a way no one has since Kellen Winslow, and I can't wait to see him put on that

gold jacket for the first time this summer in Canton."

Gates will be the 12th Charger to be enshrined, joining wide receivers Lance Alworth and Charline Joiner, offensive tackle Ron Mix, coaches Sid Gillman and Don Coryell, quarterback Dan Fouts, tight end Kellen Winslow, defensive end Fred Dean, linebacker Junior Seau, Tomlinson (running back) and executive Bobby Beathard.

Sharpe got in as a seniors candidate in voting announced Thursday night at the NFL Honors and will join younger brother Shannon as the first siblings ever inducted into the Hall. Two-time Super Bowl MVP Eli Manning fell short and won't join older brother Peyton in Canton, Ohio, this year. Neither will former Rams receiver Torry Holt, who was a finalist for the sixth consecutive year.

Shannon delivered the news directly to Sterling, and they will be together forever at the Hall after the induction ceremony on Aug. 2.

"I don't think that has really set in yet," Sterling Sharpe said. "It's one of those situations where the closer it gets to having the same color jacket he has and standing in same place he stood and being able to have a conv about the journey to get there I think it will set in. But right now it hasn't hit home yet."

While the small class is a change from past years when at least seven people got inducted in each of the previous 12 classes, it isn't unprecedented.

There were only four inductees in the 2005 class and there were 18 other years with three or four inductees since the first class of 17 was enshrined in 1963.

"You almost appreciate it more," Jared Allen said. "Nothing comes easy. When I found out it was only four, it became more special. There's a true emphasis on what it means to be a Hall of Famer. Clearly we fit that. For me, it was kind of a sigh of relief."

New rules were instituted this year after a push by Hall of Famers to make the Hall more exclusive, and that led directly to the smaller class. The modern era candidates were voted from 15 down to seven in the final stage, instead of five in past years.

The 49 voters then got to vote for five of the seven with anyone reaching 80% or finishing in the top three getting into the Hall. In past years, the five finalists all got an up-or-down vote with all five getting in for the past 17 years.

The candidates from the seniors, coach and contributor categories were then all placed in a group with voters picking three. Candidates also needed 80% support with the top finisher automatically getting in even if he fell short.

Hall of Fame spokesman Rich Desrosiers said no decision was made on whether to keep this system in place for 2026 but said one year might be too soon to draw any conclusions.

Jared Allen was a four-time All-Pro who finished his career with 136 sacks, including a league-leading 22 in 2011 for Minnesota. He also led the league in sacks with 15½ for Kansas City in 2007 and reached double digits in seven straight seasons. His final game was a Super

Bowl loss for Carolina against Denver in the 2015 season.

Eric Allen starred for 14 seasons as a top cornerback in the NFL and never had to move to safety as he aged. Allen's career spanned from the "Fog Bowl" game in 1988 when he starred for Philadelphia as a rookie to the "Tuck Rule" game in the 2001 season for Oakland in his final game.

Allen finished with 54 interceptions, including eight returned for touchdowns. He was a first-team All-Pro in 1989 and had two other seasons as a second-team selection.

He got in on his 19th year of eligibility.

"Rarely does life play out like you want it to," Eric Allen said. "There's always some curves and bends. But time always reveals the truth. ... It took maybe time for people to see the complexity of my situation."

Sharpe had a short but productive career for the Green Bay Packers from 1988-94. His best season came in 1992, when he became the sixth player to win the receiving triple crown, setting an NFL record with 108 catches for 1,461 yards and 13 touchdowns.

He broke his own record with 112 catches in 1993 and led the NFL with 18 touchdown receptions in his final season, 1994, before a neck injury cut his career short.

Sharpe was a three-time All-Pro and had 595 catches for 8,134 yards and 65 TDs. He trailed only Jerry Rice over his seven-year career in receptions and TD catches.

The Sharpe brothers will join three father-son tandems in the Hall: Tim and Wellington Mara; Art Rooney Sr. and Dan Rooney; and Ed and Steve Sabol.

The four other modern-era candidates who reached the final stage but fell short were offensive tackle Willie Anderson, linebacker Luke Kuechly, kicker Adam Vinatieri and Holt. Those four automatically advance to the final 15 for next year's voting.

The other eight finalists who got cut earlier were Manning, offensive lineman Jahri Evans, receiver Steve Smith Sr., defensive end/linebacker Terrell Suggs, running back Fred Taylor, receiver Reggie Wayne, safety Darren Woodson and offensive lineman Marshal Yanda.

The seniors candidates who fell short were linebacker Maxie Baughan and offensive lineman Jim Tyrer, with Mike Holmgren falling short as the coach and Ralph Hay as the contributor.

## Chargers to host Week 1 game in São Paulo, Brazil

By Kris Rhim  
ESPN  
February 19, 2025

LOS ANGELES -- The Chargers will host the NFL's second regular-season game in Brazil, the NFL announced Wednesday, making the franchise the first to play on five continents.

The Chargers will face an opponent to be announced in São Paulo on Friday, Sept. 5, the day after the NFL season kicks off on Thursday night.

This game will be the Chargers' first international competition since hosting the Kansas City Chiefs in Mexico City in 2019. The Bolts lost that game 24-19. L.A. has also played two games at London's Wembley Stadium, against the Tennessee Titans in 2018 and against New Orleans in 2008, as well as games in Tokyo, Berlin and Sydney.

"It's an honor to once again represent the NFL on an international stage," Chargers president of business operations A.G. Spanos wrote in a statement. "It's also a tremendous opportunity to help grow the game and bring the Chargers brand to millions of sports fans across Brazil and Latin America."

The NFL's first game in Brazil, which featured the Philadelphia Eagles against the Green Bay Packers last season, was overshadowed by poor field conditions. Players struggled to find their footing throughout the game at Brazil's Arena Corinthians, normally a soccer stadium. The Eagles won the game 34-29.

"I mean, y'all saw out there that it was kind of rough to get traction," Eagles quarterback Jalen Hurts said. "Definitely challenging on that field. It's not the type of field we're used to playing on."

Information from the Associated Press was used in this report.

## NFL's Global Markets Program adds four new clubs, two new markets in 2025

NFL.com  
March 31, 2025

The National Football League announced an expansion of its Global Markets Program (GMP), with four new clubs set to participate in 2025 and two new markets added.

Launched in 2022, the Global Markets Program awards NFL clubs international marketing rights to build brand awareness and fandom beyond the U.S., through fan engagement, events, commercial opportunities and NFL Flag development.

In total, 29 clubs will participate in the program across 21 international markets -- up from 25 clubs across 19 markets in 2024 -- as the NFL continues to prioritize global growth and connecting with more fans across markets around the world.

"The expansion of the Global Markets Program in 2025 reflects the NFL's continued focus to grow the game and connect with fans on a global scale," said Peter O'Reilly, NFL executive vice president, club business, major events and international. "With more clubs entering the program and existing clubs adding to their global rights, and as the program expands to new markets, we are seeing strong momentum and impact in growing fandom worldwide together."

Global Markets Program updates for 2025 include:

### FOUR NEW CLUBS:

Baltimore Ravens: Granted rights in the United Kingdom.  
Green Bay Packers: Granted rights across Germany, Ireland and the United Kingdom.  
Los Angeles Chargers: Granted rights in Greece.  
Washington Commanders: Granted rights in the United Arab Emirates.

### TWO NEW MARKETS:

Greece: Los Angeles Chargers.  
United Arab Emirates: Los Angeles Rams, San Francisco 49ers and Washington Commanders.  
EXISTING EXPANSION: In 2025, nine clubs that currently hold GMP rights will expand to additional countries, acquiring between one and three territories per club (see full club rights chart below).

Arizona Cardinals: Adding Canada.  
Detroit Lions: Adding Brazil.  
Indianapolis Colts: Adding Switzerland (now across entire DACH region).  
Kansas City Chiefs: Adding Spain, Ireland and United Kingdom.  
Las Vegas Raiders: Adding Australia and New Zealand.  
Los Angeles Rams: Adding United Arab Emirates.  
Philadelphia Eagles: Adding Brazil.  
San Francisco 49ers: Adding United Arab Emirates.  
Seattle Seahawks: Adding Australia and New Zealand.  
NFL clubs can apply for rights to international markets by submitting proposals to the International Committee for review each spring. Clubs are awarded rights for a five-year term through the program and during this period can pursue activities that are consistent with what they can do in their home domestic market, in their awarded international markets.

### NFL International Games:

The NFL has confirmed the following regular season international games to be played in 2025:

Two regular season games in London at Tottenham Hotspur Stadium -- the only purpose-built NFL stadium outside of the U.S. -- featuring the New York Jets and the Cleveland Browns as designated teams.  
One game in Berlin, Germany at the Olympic Stadium Berlin, with the Indianapolis Colts as the designated team.  
One game in Madrid, Spain at the Bernabéu Stadium -- Home to Real Madrid C.F., featuring the Miami Dolphins.  
A first-ever regular season game in Dublin, Ireland with the Pittsburgh Steelers.  
A return to São Paulo, Brazil and Corinthians Arena during Week 1 of the 2025 regular season, featuring the Los Angeles Chargers as the designated team.  
The Jacksonville Jaguars will also return to Wembley Stadium in London to operate a home game as part of their multi-year commitment to playing a game in the U.K.  
The NFL recently announced its first international game for the 2026 regular season, which will be hosted in Melbourne, Australia featuring the Los Angeles Rams.

Fifty-five regular season NFL games have been played around the world throughout the league's history, with London, Munich, Frankfurt, São Paulo, Mexico City and Toronto all hosting games to date.

## Joe Hortiz

### 'Let the draft come to you': Chargers' free-agency haul informed their NFL draft needs

By Thuc Nhi Nguyen  
Los Angeles Times  
April 23, 2025

Compared to his first NFL draft as a general manager when he owned the fifth overall pick, Joe Hortiz's phone has been eerily silent this draft season. That's how the Chargers GM knows his strategy is working.

"We're going to try to pick as late as we can every year," Hortiz said.

The 22nd pick in Thursday's draft has attracted fewer trade propositions than last year's selection, Hortiz acknowledged, but he's happy to keep picking later in the first round if it means the Chargers can build on last season's success. Hortiz set the table for the Chargers' 11-win season by acing his first draft and hopes for an equally impressive encore this week.

The three-day draft brings a rarely seen sparkle to the eye of the former Baltimore Ravens scout. This is, as Hortiz called it, "the scout Super Bowl."

With 10 picks, Hortiz's plan for his big game is determined by the Chargers' first wave of free agency that brought in 12 players. While the transactions didn't make national headlines, they gave the Chargers a solid foundation entering the draft, in which they could add talent in several key areas including offensive and defensive line, receiver, running back, edge rusher and tight end.

"You gotta make smart decisions, calculated decisions, trying to build your roster as deep as you can going into the draft," Hortiz said, "so you can sit there, kind of let the draft come to you and pick the best player available."

The Chargers addressed questions on the interior of their offensive line by signing right guard Mekhi Becton and former Las Vegas Raiders starting center Andre James. By re-signing returning center Bradley Bozeman, Hortiz hopes to have a competitive offseason to strengthen an offensive line that gave up four sacks in a playoff loss to the Houston Texans.

The defensive line that lost Poona Ford and Morgan Fox in free agency reloaded with Naquan Jones and Da'Shawn Hand. But just because Hortiz signed proven veterans doesn't mean he won't stockpile more talent at the same positions through the draft.

"Maybe it's not a need. Two weeks later, it can be a need," Hortiz said. "So you just take the best player available and he's going to be here for four or five years or even longer and he's going to help win games."

Instead of having to hunt for position-specific help in the unpredictable draft, Hartz and assistant general manager Chad Alexander learned to focus their strategy on the best prospects while working for the Ravens. It worked flawlessly last year when the Chargers raised eyebrows by picking two cornerbacks in the fifth round. Tarheeb Still and Cam Hart proved to be worthy starters when injuries decimated the secondary.

After signing former Pittsburgh Steelers star Najee Harris in free agency, the Chargers could add another running back in a draft that's especially deep at the position. Besides Harris, the team's only running backs are special teams stalwart Hassan Haskins, former sixth-round pick Kimani Vidal and practice squad member Jaret Patterson.

For the third consecutive year the Chargers could take another wide receiver in the first two days of the draft with hopes of giving quarterback Justin Herbert more weapons. Last year's second-round pick, Ladd McConkey, set Chargers rookie records for receptions and receiving yards while Quentin Johnston showed marked improvement in all statistical categories in his second season, but the former first-round pick still struggled with consistency in big games.

Receivers Tetairoa McMillan and Matthew Golden were among the prospects who reportedly visited the Chargers ahead of the draft. McMillan, a towering 6-foot-4, 219-pound prospect, is a Servite High alumnus who caught 84 passes for 1,319 yards at Arizona last season. The 5-11, 191-pound Golden clocked 4.29 seconds in the 40-yard dash at the NFL combine, the fastest among receivers.

Although the Chargers zeroed in on the receivers among their 30 in-person visits allowed by the NFL, it's no sure indication of Hartz's plans for draft day. The Chargers didn't host Joe Alt before they chose the right tackle with the No. 5 pick last year.

They're still beaming about that decision.

## Jim Harbaugh

### Chargers' Jim Harbaugh says he had hip replacement, heart procedure during offseason

By Jenna West  
The Athletic  
June 11, 2025

Los Angeles Chargers coach Jim Harbaugh said he had successful hip replacement surgery and a cardiac ablation during the offseason.

"Now the doctors can't find anything wrong with me," Harbaugh said at Tuesday's minicamp. "Got an 'A' grade."

Harbaugh's health update comes after he exited a Week 6 game against the Denver Broncos last year while dealing with atrial flutter, a type of arrhythmia. The 61-year-old left in the first quarter and initially entered Los Angeles' medical tent before heading to the locker room for treatment, which included an IV and an EKG. He returned to the sideline in the first

quarter and coached the remainder of the game.

After the Chargers' 23-16 win over the Broncos, Harbaugh said it was his third atrial flutter episode. He had one in 1999 as a player and another while coaching for the San Francisco 49ers in 2012. Harbaugh said he received an ablation to treat each of those two episodes.

A cardiac ablation is a procedure that "uses heat or cold energy to create tiny scars in the heart," according to the Mayo Clinic. Those scars "block faulty heart signals and restore a typical heartbeat."

Harbaugh saw a cardiologist after the Broncos game. The coach had to wear a heart monitor for two weeks and was placed on medication.

This offseason, Harbaugh also underwent a hip replacement after walking with a significant limp for years. He did not provide any additional details on the procedure at minicamp Tuesday and said "everything's good" when asked about his offseason health updates.

### The many quirks of Jim Harbaugh: From saving a life to saving his pants

By Daniel Popper, Daniel Brown, Michael Silver, Matt Barrows, Nick Baumgardner and Austin Meek  
The Athletic  
September 15, 2025

Jim Harbaugh's life plan has always been pretty simple.

He detailed it succinctly in February 2024 while standing on a theater stage inside SoFi Stadium. That day, Harbaugh was introduced as head coach of the Los Angeles Chargers, a team he had quarterbacked in the twilight seasons of his 14-year NFL playing career. Harbaugh was reminiscing about his playing days in San Diego, and he provided a window into his mentality.

"I'm going to play as long as I can," Harbaugh remembers thinking, "then coach, then die."

Harbaugh played until he was 38 years old, from Palo Alto High School to the University of Michigan to the Chicago Bears, Indianapolis Colts, Baltimore Ravens, Chargers and, in 2001, the Carolina Panthers. He transitioned into Phase 2 right away. In 2002, he joined the Oakland Raiders staff as Al Davis' quarterbacks coach. It was Harbaugh's first coaching job. He made \$50,000 a year. Harbaugh spent two years with the Raiders, whom the Chargers face in Las Vegas on Monday night. He compared his Raiders years to "working on a master's degree or a PhD" in football.

Harbaugh's coaching career is now in its 24th season. As he always hoped, his life has been devoted to football. The plan is simple to speak. The process of living out that plan has been anything but.

That is because Harbaugh is one of one, a unique and authentic character who has left a mountain of unique and authentic stories in his wake.

Here are some of those stories.

'I was wetting my pants ... Jim was just laughing at them'

If the whole football thing hadn't worked out, Harbaugh would have fit well with the rugged NBA of the 1990s. He averaged about 20 points and 10 rebounds and flashed his "Bad Boy" potential as a high school hoopster willing to fight an entire opposing crowd.

Consider the melee at a road game in 1982, when tensions ran high from the moment Palo Alto High arrived. A menacing throng at Santa Clara High gave Harbaugh and company a hostile welcome as players stepped out of the team bus.

David Feldman, a prep teammate of Harbaugh's who grew up to become an ESPN broadcaster, remembers the reception well.

"I was wetting my pants," he said, "and Jim was just laughing at them."

Soon after tipoff, there were so many cheap shots and hard fouls that Jack Harbaugh — Jim's father and Stanford's defensive coordinator at the time — approached the opposing coach with a warning: Get this under control or you're going to have a problem.

But things continued to unravel. And when a blindside elbow knocked a Palo Alto player to the hardwood, the player sprang up ready to throw haymakers. From there, it was on. Fans ran down from the stands eager to join the saloon-style brawl, including a quartet of angry strangers making a beeline for Jim Harbaugh.

"Just mayhem," Harbaugh told me in 2012. "I remember being backed into the wall on the baseline. There were four people there — not players, but people who had come out of the stands. They were all coming at me (with raised fists). And I'm squared up getting ready to defend myself and throw."

But Jack Harbaugh, as promised, was at the ready.

"My dad comes in — whoosh! — just like that and cleared everybody out like a wrecking ball," Jim said. "It was like a superhero moment. Jack Harbaugh, legendary status." — Daniel Brown, staff writer / editor

'Mike Tyson came roaring out'

A few hours remained before the ball would drop at Times Square, but across the country, as 1995's last gasp played out in a since-demolished stadium, Jim Harbaugh was getting a jump start on the happiest new year of them all.

Harbaugh, at 32, had found new life with the Indianapolis Colts after some tumultuous years with the Chicago Bears and was in the process of reinventing himself as "Captain Comeback." Having just quarterbacked the underdog Colts to a first-round playoff upset of the San Diego Chargers, Harbaugh couldn't stop smiling when I saw him after the game in the visitors' locker room at Qualcomm Stadium.

"I've never had so much fun," Harbaugh said. "Good stuff like this never happens to me. I'm just so lucky to be able to play football, and I'm enjoying every moment."

Two weeks later, after another shocking road playoff upset (over the Kansas City Chiefs), I

traveled to Pittsburgh for Sports Illustrated and saw Captain Comeback add to his legend. Trailing the favored Steelers by four points in the final minutes of the AFC Championship Game, Harbaugh habitually bought time by scrambling away from defenders, fired a clutch fourth-down completion, dislocated the index finger on his throwing hand, popped it back into place between plays and reached the Pittsburgh 29-yard-line with six seconds to go. He then unleashed a glorious Hail Mary that hung between three Steelers defenders — and came within inches of ending up in the hands of Colts receiver Aaron Bailey.

The storybook ending didn't quite happen, but Harbaugh's defiant grin remained. Afterward, citing a recent heavyweight title matchup between an indomitable champion and an overmatched opponent, Harbaugh lauded the way his teammates had silenced their skeptics by taking the fight to the home team: "A lot of people expected Peter McNeeley," he said proudly. "But Mike Tyson came roaring out of the locker room." — Michael Silver, NFL senior writer

'We got laaaaaahts of peanut butter' My first real interaction with Jim Harbaugh came during his first year coaching at Stanford. His brother-in-law, Tom Crean, had become a huge advocate for my recruiting book, "Meat Market," that had just been published. Crean was the basketball coach at Marquette at the time and reached out to me through a colleague of mine at ESPN, Pat Forde. Crean ended up helping me promote the book even more than the publisher did.

At one point, he suggested I go up to Stanford and spend some time with Jim and his staff. I set it up with someone I think Tom connected me to at Stanford.

I got up there for spring ball. When I walked into the staff room, Jim didn't seem to recall that I was coming. Or know who I was. After a few minutes of me explaining my visit, Harbaugh had this look on his face. It's that same expression that some of his co-workers later told me they've referred to as the "Shark" — this kind of blank stare with his mouth slightly agape.

I suspect because he heard that Tom had told me to come, Jim tried to be hospitable. He walked me over to their kitchenette area and asked if I like peanut butter. (I do.)

"We got laaaaaahts of peanut butter," he said, opening up a cabinet where they had some Costco-sized vats of it. He motioned over to a few loaves of white bread.

"Make as much as you like."

'He just saved my life' Some vintage Harbaugh moments came at the Holiday Inn in Boardman, Ohio, in 2011, Harbaugh's first year with the San Francisco 49ers. The 49ers were staying there — it's right outside the team owners' hometown of Youngstown — between games in Cincinnati and Philadelphia.

The area wasn't exactly replete with resources. Harbaugh even held a walk-through practice in the hotel's parking lot, making sure to have the team buses help form a barrier between the team and any nosy citizens. Harbaugh, always,

is in constant fear of enemy spies learning his plays and plans.

It was decidedly un-fancy and Harbaugh loved it.

"That big slab of cement even had lines and tall trees around it," he gushed at the time. "That was one of the finer walk-through spots I've been associated with."

The real action came during a team meal held in one of the hotel's crowded conference rooms. Steak was on the menu and guard Adam Snyder started choking on a piece.

"It's happened before where it just goes down the wrong pipe," Snyder recalled years later. "And panic sets in real quick. And when you're panicking, you're not breathing. There was something lodged in my throat. I couldn't even drink water."

Harbaugh was seated and in mid-conversation on the other side of the conference room.

He saw the commotion and immediately popped up and began making his way to his choking guard, pushing through groups of people and knocking aside tables like a Secret Service agent rushing to aid the president.

The other offensive linemen had risen to try to help Snyder, but Harbaugh pushed through them, too. Then he began beating on the 300-pound lineman's back.

"And it's like — boom! — he punches him in the back so hard you could hear it," tackle Joe Staley said.

Said Snyder: "He was just smacking the heck out of me, just smashing my back. At one point, he picked me up and it was like — blew! — it went down (my throat). And it was, 'Oh my God! He just saved my life!'"

And as soon as the event was over? Harbaugh calmly walked back to where he was sitting and finished his meal, like it was something that happened every day.

"He pushed through guys to get to Adam and then he literally saved his life," center Daniel Kilgore said. "And then he just went back to his conversation." — Matt Barrows, 49ers beat writer

'Is Jim Kelly in town?' Harbaugh once spoke to the San Jose State football team, which practices a few miles from the 49ers' facility. The college stadium is near my home, so I rushed over to get some offseason quotes. When I got there, I saw Harbaugh had a massive gash across his forehead.

I couldn't resist.

"Is Jim Kelly in town?" I asked, a reference to the former Buffalo Bills quarterback whom Harbaugh once punched — breaking his hand in the process — during a pregame production meeting after Kelly, then in broadcasting, had questioned his toughness on a pregame show.

"You're not the first person to say that this morning," Harbaugh replied. — Barrows

No sleep needed in Rome

I was actually on Harbaugh's flight to Italy when he took Michigan to Rome in 2017.

Michigan flew commercial and most of the team was on the one direct flight from Detroit, which got to Rome at around 8 a.m. local time. If Harbaugh wasn't the last person to board, he was in the final five. I walked off the 10-hour flight, six hours into a new time zone, barely able to stand. I don't know if Harbaugh slept more than a few minutes. Though when I saw him in the customs line, he looked exactly the same as he always does. His cap was straight, his shirt was tucked, his lip was packed and he was somehow effortlessly hauling the luggage of his entire family as if the previous 10 hours hadn't happened.

The players were exhausted. Harbaugh was invigorated. When he saw me, he didn't really say hello as much as he immediately went into a comment about something random I'd said on the radio he agreed with several weeks prior. Then, almost without blinking, he rounded up his family (toddler-heavy back then) and pulled up one of those side ropes toward the outside of the customs line. He told the whole crew to follow him and wandered off in search of those lines that let people with kids through first. If that didn't exist, he'd make his own.

Waiting isn't his thing.

Nobody from the team went to a hotel after we landed. Harbaugh, his coaches and players immediately got on shuttles and drove to Villa Borghese — almost the direct middle of Rome — to eat in the park before spending the entire rest of that day walking the streets of the city. Still on zero sleep. He never slowed down. The players did! I did! He did not. Not even after tipping a street musician on a park bridge who had absolutely no idea who he was.

Apart from getting to sit near the pope, Harbaugh's celebrity was irrelevant in Italy. Most of the randoms we met on the street thought Michigan was some sort of gigantic high school soccer team. Harbaugh loved it. I've never seen a person gain more energy from those in his orbit the way he does. He played paintball with the team over there — at nearly 55 years old — for probably four hours. If he limped the rest of the week, it was in private. I don't know if he slept that entire trip. Not sure he needed it.

People think he's a gimmick. He's not. He's easily one of the most authentic (for good and bad) people I've ever met. — Nick Baumgardner, NFL Draft analyst

'Those are pretty expensive pants' In 2021, Michigan was playing at Penn State on a cold, windy November day. An important detail is that, by that time, Harbaugh had stopped wearing Walmart khakis and switched to blue athleisure pants from Lululemon, which are significantly nicer and more expensive but apparently not flame-resistant. The gist of the story is that Harbaugh was so engrossed in the game that he stood too close to a space heater and caught his pants on fire. Daylen Baldwin, one of Michigan's wide receivers, was the first person to notice. Harbaugh was able to extinguish the flames, but not before they burned through the outer layer of his pants.

When he recounted the incident to a local TV station, Harbaugh said Baldwin was so

nonchalant about the flaming pants that it took him a moment to realize what was happening.

"Maybe a little coaching point to Daylen Baldwin: If somebody's on fire, man, (be) like, 'Hey, Coach!'" Harbaugh said. "Maybe just grab me, get me out of the way or something. Be a little more emphatic about the fact that somebody's on fire."

Harbaugh said he planned to keep the pants, cut off the legs and convert them into shorts.

"Those are pretty expensive pants, those Lululemons," he said. — Austin Meek, Michigan beat writer

'Alas, I did not go to law school'  
It's impossible to talk about Harbaugh's final season at Michigan without mentioning his battles with the NCAA and the Big Ten. Michigan was being investigated for hosting recruits on campus during the COVID-19 dead period and the school imposed a three-game suspension on Harbaugh to open the season. The suspension turned into a weekly game of "Where's Jim Harbaugh now?" He mowed his lawn, went to McDonald's, worked the chains for his son's youth football team and attended a funeral for one of his former players at Stanford.

There was no levity to the second suspension, handed down by the Big Ten in response to the Connor Stalions sign-stealing investigation, which eventually led to a 10-year show-cause penalty for Harbaugh on top of an earlier four-year show-cause penalty. Michigan went to court seeking a temporary restraining order that would have allowed Harbaugh to coach while the school challenged the suspension. Right up to kickoff of Michigan's next game against Penn State, the school was hoping a judge would intervene on Harbaugh's behalf. Instead, the judge scheduled a hearing for the following week. For a moment, it appeared that Harbaugh might end up on the witness stand in a Washtenaw County courtroom, testifying about why the Big Ten's suspension was misguided.

"I'm not an attorney, but I always wanted to be," Harbaugh said. "I watched a lot of shows, watched 'Judge Judy.' I always felt like it would be cool to get up there and thunder away at a jury like Tom Cruise in 'A Few Good Men' or be a judge like Judge Judy. Alas, I did not go to law school."

Harbaugh's moment in court never happened. Michigan dropped its legal challenge, and Harbaugh missed the final three regular-season games before returning for Michigan's postseason run. — Meek

'Multiple championships'  
Covering Jim Harbaugh is a fascinating experience. Every day presents an opportunity to observe or uncover something as outrageous as it is meaningful.

And that is an important point to remember with Harbaugh: No matter how silly it may seem in the moment, every action and every word has a purpose.

"Multiple championships," Harbaugh said at his introductory news conference last year. "We're going to be humble and hungry, but that's our goal."

When he first moved back to Southern California in the early months of 2024,

Harbaugh lived in an RV alongside offensive coordinator Greg Roman at the Waterfront RV Park in Huntington Beach. He was channeling Jim Rockford, one of his favorite television characters from the 1970s show "The Rockford Files." Harbaugh is an avid consumer of TV and movies. During his playing days, he guest-starred on the sitcom "Saved By The Bell" as Screech's cousin.

On the day before he was introduced as Chargers head coach, Harbaugh drove to Home Depot with Ben Herbert, the team's executive director of player performance, and bought a Shop-Vac. Harbaugh and Herbert used that Shop-Vac to vacuum out the weight room at the Chargers' former facility in Costa Mesa.

When the Chargers got on the practice field in spring of 2024, players were shocked to see Harbaugh, wearing black Jordan cleats, participating in strength and conditioning drills. "You got to be on your stuff because coach is doing it right there with you," safety Alohi Gilman told me last season.

Harbaugh continued this through training camp, when the strength and conditioning drills were held at the end of the practice. Harbaugh calls these "fourth-quarter finishers."

One day last year, Harbaugh had a media engagement right after a training camp practice, so he could not participate with the players. After the media appearance, Harbaugh walked back onto the empty field and, by himself, flipped a weighted sled back and forth for several minutes. A young Chargers fan was standing in a tent on the sideline yelling to Harbaugh. "Coach! Coach! Can you sign an autograph?" Harbaugh paid him no mind until he was done with his sets. It might seem comical or even performative, but players notice the commitment.

Harbaugh's meetings are now the stuff of legend in the Chargers' locker room. On the night before a Week 10 win over the Tennessee Titans last season, Harbaugh read the lyrics to the 1976 song "The Wreck of the Edmund Fitzgerald" by Gordon Lightfoot. The song tells the story of a shipwreck in Lake Superior, and the Sunday the Chargers played the Titans was the 49th anniversary of the disaster. In another meeting last season, Harbaugh read the lyrics to the 2009 hit "I Gotta Feeling" by the Black Eyed Peas. Before the season finale against the Raiders last year, Harbaugh reached into his pants during a team meeting and pulled out a back-scratcher.

"You need to have your own back sometimes," Harbaugh said to the players. "There's not always going to be somebody there to scratch your back for you, so you do it yourself."

He then gifted a personalized back-scratcher to each player emblazoned with their name and number.

Harbaugh often talks about waking up in the early-morning hours thinking about the team, the team, the team. He targets his idiosyncrasies toward the ultimate goal in his life right now. "The Lombardi Trophy, that's my mission," Harbaugh said.

He had a chance in the 2012 season when his San Francisco 49ers lost to the Baltimore Ravens in the Super Bowl. Harbaugh faced his

brother John in that game. Last season, the Chargers played the Ravens on "Monday Night Football." In the lead-up to another brotherly rematch, Harbaugh recalled what he was thinking after that Super Bowl loss.

"Walking off the field at that Super Bowl, it was like, there will be another day," Harbaugh said. "And then there wasn't for many years, and it looked like I wouldn't have a chance for another day. But by the grace of God ... we're back in it and back on a team that has a chance to do that."

It is perhaps the only accomplishment still missing from what has been a monumental football life.

"We're going for the Super Bowl," Harbaugh said. "That's our goal, and we're gonna do it or die trying." — Daniel Popper, Chargers beat writer

## Jim Harbaugh's coaching evolution, from NCAA to the NFL

By Kris Rhim  
ESPN  
September 5, 2025

Former San Francisco 49ers tight end Delanie Walker remembers a 2012 training camp practice beginning as practice always had -- until coach Jim Harbaugh called the team to midfield.

"We thinking, 'Oh yeah, he's about to cancel practice,'" Walker said. "'We going to go to a water park or something.'"

Harbaugh began speaking to the team about its NFC West rivals. The Seattle Seahawks were at an amusement park, Harbaugh told the team. The St. Louis Rams and Arizona Cardinals were also enjoying a day off, he said. "Guess what the 49ers are going to do today?" Harbaugh asked.

They would practice -- intensely. At least a hundred plays: "Everybody else takes breaks, the 49ers don't," Harbaugh said.

"Everybody was kind of pissed that day," Walker said while laughing.

This was the Jim Harbaugh way: working his players to the brink of exhaustion and then some. The method was effective -- until it infuriated everyone. But Harbaugh ushered in a period of renaissance for the 49ers; that season, San Francisco reached Super Bowl XLVII.

"There won't be any magic formulas," Harbaugh promised Los Angeles Chargers fans at his introductory news conference in 2024. "The only ones that I know are just good, old-fashioned hard work."

While Harbaugh largely operates in the same fashion, the Chargers' version of the coach has evolved. He's traded in the khakis for gray trousers. His training camp practices have gone from the intensity of a game day to what his former players see as nearing a version of flag football that prioritizes keeping the team healthy.

"That's where he's different. Now it's like, 'Yeah, let's take that break.' It's like, damn, 'Who is this dude?'" said Walker, who was a volunteer coach with the Chargers during last year's training camp. "This Jim Harbaugh, he got nicer for sure. So when people say he changed, I would say he changed for the better of the game."

The old Harbaugh upset some players, coaches and execs. This Harbaugh, now 61 years old, hardened by the failures and lessons of his first NFL stint and early struggles in the college ranks, is approaching the job differently. It could be the difference in whether Harbaugh reaches the goal of winning a Super Bowl -- and how long the Chargers can tolerate him. The second year of Harbaugh in Los Angeles begins Friday, when the Chargers face the Kansas City Chiefs in São Paulo (8 p.m. ET, YouTube).

"You don't want things to get stale," Harbaugh said. "That's like overripe fruit, stale bread, burnt meat, you got to change things up."

OVER HIS TWO decades of coaching, there are two factions of Harbaugh's former players and coaches: those who despise him -- often publicly -- and those who are staunch supporters. The words "insane" or "crazy" to describe Harbaugh are commonplace among both groups, but the meaning depends on who is talking.

Look no further than San Francisco. Despite three straight NFC Championship Games and a Super Bowl appearance, Harbaugh's approach incensed the front office. And players were tired of Harbaugh, too.

"He just pushed guys too far," former 49ers offensive lineman Alex Boone said on HBO's "Real Sports with Bryant Gumbel" in April. "He wanted too much, demanded too much, expected too much. ... And you'd be like, 'This guy might be clinically insane. He's crazy.'"

The amount Harbaugh asks from his players now is his most significant shift. That's been clear with the Chargers' practices. This season, the NFL selected the Chargers for the Hall of Fame Game, giving them an additional preseason matchup and added practice time. Because of that, Harbaugh reduced the required time at the facility to avoid fatigue.

Harbaugh communicates strict tempos to players ahead of each practice. It's commonplace to see defensive backs raising both hands instead of trying to deflect a pass or linemen stopping in the middle of a pass rush, obeying Harbaugh's rules. There are loud yells and reprimands from coaches and players alike when players stray from the tempo.

Veterans, who have played elsewhere, routinely praise Harbaugh for his current approach to practice: "It's not super common around the league, it's different, I like it," cornerback Donte Jackson said.

But that doesn't mean Harbaugh's practices are easy.

"Six days a week and every day's just intense," safety Elijah Molden said.

J.T. Rogan, who worked for Harbaugh as director of communications/operations for two years at Michigan, has perhaps the best vantage point for Harbaugh's evolution. Rogan

was an All-American running back for Harbaugh at the University of San Diego, worked for him at Stanford and tried out for him as a player in San Francisco.

Rogan said Harbaugh's time at Michigan was transformative, pointing to Harbaugh's struggles to beat rival Ohio State and his use of analytics, which altered his coaching style and helped Michigan win the 2023 national championship in Harbaugh's final season.

The legitimacy of that championship, however, will forever be roiled in controversy after various NCAA sanctions were levied against Harbaugh for breaking rules.

"He's taken that feedback, and he's got really high emotional intelligence, even though you might not call him emotional," Rogan said.

He continued: "For people who are like, 'Who wears the same clothes every day all the time?' Or 'Who wears cleats on the airplane?' As if that would cheapen his intellect and his ability to take feedback and then evolve, but he has."

HARBAUGH'S FIRST YEAR in Los Angeles was about changing the culture of a franchise synonymous with disappointment. The Chargers' Week 11 matchup with the Cincinnati Bengals seemed to be a turning point.

L.A. had built a 27-6 lead over the Bengals early in the third quarter, then the game began to unravel in a way Chargers fans are accustomed to. (The fan base has an adverb for this recurring dread called "Charger-ing"). The Bengals scored 21 unanswered points, as quarterback Joe Burrow found wide receiver Ja'Marr Chase for a touchdown to tie the score at 27 with 12:12 left.

But the Chargers won the game, thanks to two 27-yard-plus catches from wide receiver Ladd McConkey and a touchdown by running back J.K. Dobbins on the final drive. The victory appeared to be a watershed moment for the franchise, and the first clear stamp of Harbaugh's impact in L.A.

"There's been a lot of games through the years where we've been put in that position and came up short," said former Chargers edge rusher Joey Bosa, who developed into a star as the No. 3 pick in 2016 but was released after a disappointing 2024 season and is now with the Buffalo Bills. "There was kind of a lack of belief in being able to pull off in situations before."

But there were the Chargers eight weeks later against the Houston Texans -- in their first playoff appearance since one of the most embarrassing playoff losses in team history in 2023 -- looking like the Chargers of old.

Star quarterback Justin Herbert, who threw a league-low three interceptions during the regular season, tossed four that day. He became the first NFL player to throw more picks in a playoff game than in the regular season. The Texans pressured Herbert on 50% of his dropbacks, and the Chargers suffered a 32-12 beatdown -- another playoff embarrassment.

Los Angeles is hopeful, however, that Houston was an anomaly and Cincinnati was the standard.

"We didn't achieve the ultimate success that's reserved for the world champion," Harbaugh

said earlier this offseason. "But [there's] so much good to build on, that creates a lot of excitement for me and [general manager] Joe [Hortiz] as we build version 2.0."

Increased win totals and postseason success have historically defined second years under Harbaugh-led teams. He went from 7-4 in his first season at the University of San Diego to 11-1 the following year, winning the Pioneer Football League. After taking over a 1-11 Stanford team in 2007, the Cardinal were 5-7 in his second season, narrowly missing out on a bowl game. Harbaugh's 49ers went to the Super Bowl in his second season. (In his first two seasons at Michigan, Harbaugh led the Wolverines to back-to-back 10-3 seasons.)

But Harbaugh already has an uphill battle to replicate that second-year jump in L.A. Pro Bowl left tackle Rashawn Slater suffered a season-ending patellar tendon tear. Running back Najee Harris missed all of training camp after a July 4th fireworks mishap damaged his eye. L.A. travels the most miles in the NFL this season, beginning with the Chiefs in Brazil, followed by two divisional matchups against the Raiders and Broncos.

Regardless of how difficult the outlook seems for this season, the Chargers appear confident, believing in Harbaugh's process.

But that's how it always begins for Harbaugh's teams, before tension, frustration, and at Michigan, sanctions happen. The Chargers hope this version of Harbaugh keeps them in the honeymoon phase long term.

"We're going for the Super Bowl," Harbaugh said. "That's our goal. We're going to do it or die trying."

## Jesse Minter

### The making of Chargers DC Jesse Minter: 'He always wanted to be one step ahead'

By Daniel Popper  
The Athletic  
September 2, 2025

Two decades later, Jesse Minter still has the rejection letters.

They are tucked away in a box at his family's house in Cincinnati, a memento of how far he has come. There are 98 of them. Not 99. Not about 100. "Exactly" 98, Minter says. He has never forgotten the number of college football programs that politely declined his services — on official university letterhead — in the early months of 2006.

Minter is sitting in a conference room in the Los Angeles Chargers' practice facility in late July as he reveals the existence of these letters. Minter is decked out in Chargers gear. In a few minutes, he will head out to the practice field and coach a unit he revived and revitalized in his first season as an NFL defensive coordinator. If Minter follows up his debut with another stingy defensive season, he could become one of the most sought-after head-coaching candidates in the next cycle. Nearly all of Minter's 42 years have been spent in and around coaching, and now, with the Chargers

set to open their season against Patrick Mahomes and the Kansas City Chiefs on Friday in São Paulo, Brazil, he is one realistic step from the pinnacle of the profession.

So why does he still have these rejections?

“Because that’s just how I operate,” Minter says. “It’s just that reminder of the joy that it is, the blessing that it is, the opportunity that you have, not to take it for granted and not to ever feel like you’ve arrived.”

The letters used to drive Minter. His father, Rick Minter, now a defensive analyst with the Chargers, has coached in college and the NFL for nearly 50 years, and Jesse wanted to prove he could chart his own path.

Now, the letters ground him to a mentality that he lives and breathes and instills in his defensive culture.

“A lot of coaches have crazy egos, and I think there’s a difference in being confident in yourself and sure of yourself, and then having an ego,” Jesse says. “I’ve always tried really, really hard to not have an ego, to really try to build a situation where everybody feels like they have value, where everybody feels like they’re part of the success.”

Football gives, and it takes. Those who become obsessed with the game — who grow up with it, devote their lives to it — understand that truth. They sign up for the chance at accomplishment. They also sign up for the threat of failure. One is not possible without the other.

Jesse learned this lesson through his winding journey.

The letters are a physical manifestation of what can be taken away.

What can be given, however, is all around him.

“He’s much more the complete man than I ever was,” Rick says.

Rick Minter thought his coaching career was over when his son, Jesse, arrived.

It was 1983, and Rick was out of football. He started coaching seven years earlier and spent the last three seasons at North Carolina State with Monte Kiffin on a staff that also included Pete Carroll. They were all fired after the 1982 season. Jesse’s mother, Ellen McEwen, and Rick had moved to Little Rock, Ark., after the sudden death of Ellen’s father. Rick got a job as a stock-broking account executive at Merrill Lynch. Ellen and Rick welcomed Jesse on May 9.

The time away from the game was short-lived. Rick broke back into the business in 1984 at New Mexico State. The family — Rick, Ellen, Jesse and Jesse’s older brother, Josh — moved there for a season. In 1985, Rick got his first opportunity as a defensive coordinator at Ball State. The family settled in Muncie, Ind., and Jesse’s football exposure began.

Jesse attended Ball State football games and practices in full uniform — red jersey, shoulder pads, red pants, white cleats and “this big old helmet that was too big for his head,” Ellen remembers with a laugh.

Ellen and Rick divorced when Jesse was in kindergarten. “We went through that pretty amicably,” Ellen says. Rick, a self-described “grinder,” was committed to his coaching career. Home at midnight, back in the office by 5 a.m.

Football gives, and it takes.

It took away father-son time when Jesse was a child.

“We didn’t get to see him a ton,” Jesse says.

It gave Ellen a deeper connection with her sons. She called the divorce “one of the best things that ever happened.”

Ellen, a college tennis player at Henderson State in Arkansas, loves sports as much as Jesse does. After moving the boys to Yorktown, Ind., which borders Muncie, Ellen coached Jesse’s youth teams in T-ball, soccer and basketball, all while working multiple jobs. She sold new construction homes for a local company, TK Constructors. At Yorktown High School, she coached girls and boys tennis and was an assistant coach for the girls’ basketball team. She also taught part time in the Muncie school system.

Jesse credits his mom with helping develop his “inclusive traits.”

“The sacrifices that she always made as a single mom with me and my brother, having to work all the time but yet always giving us everything,” Jesse says. “We weren’t rich, but always giving us exactly what we needed.”

Football also became the means by which Jesse saw and connected with his dad.

“The weekends were our time with him,” Jesse says.

Rick stayed at Ball State through the 1991 season. He is grateful the family had a “little bit of a gradual adjustment” while he was “an in-town father, but out-of-house father.” In 1992, Rick took a job at Notre Dame as defensive coordinator for Lou Holtz, and he moved 140 miles north to South Bend.

Jesse was 9 years old. He can still vividly picture the packed stands at Notre Dame Stadium, including for The Game of the Century, when the No. 2 Fighting Irish beat No. 1 Florida State in a battle of undefeated teams.

“Holy cow,” Jesse remembers thinking, “what my dad’s doing is pretty cool.”

After two seasons at Notre Dame, Rick was hired as the head coach at the University of Cincinnati. He was slightly closer to the family, and over the next decade, Jesse had “all access” to a college program. These were his formative football years, and he was around an impressive group of Rick’s assistant coaches, from Rex Ryan to John Harbaugh to Wink Martindale to Mike Tomlin.

Tomlin was Rick’s defensive backs coach for two seasons, 1999 and 2000. Jesse was in high school in Yorktown, where he played receiver and defensive back, and gravitated to Tomlin, who was then 27 years old.

“He just had this presence about him,” Jesse says.

Jesse would come around for Cincinnati practices and work out with Tomlin’s DBs group.

“I feel like I’ve known him all his life,” Tomlin said last season before his Pittsburgh Steelers played Jesse’s Chargers in Week 3.

Tomlin would always remember who Yorktown High had played the previous week and ask how his game went.

“It was real,” Jesse says. “It made me feel like this is how I want to be.”

As he finished high school, Jesse had opportunities to play Division III football at local Indiana schools like Anderson College and Wabash College. Rick offered him two options: keep playing, or come to Cincinnati and start working his way up Rick’s staff. Rick had curated a four-year undergraduate program for Jesse, who would start as a freshman field manager before eventually earning graduate assistant responsibilities as a senior.

Jesse enrolled at Cincinnati and arrived on campus in the fall of 2001.

Rick remembers the tears in Jesse’s eyes and the emotion in his son’s voice.

“Dad,” Jesse said, “I want to play football.”

The first semester of Jesse’s freshman year at Cincinnati, by all accounts, had been a success. He liked the coaching track he was on, and he was learning from his father and others on staff.

But Jesse had that incomparable itch — one that can only be scratched by pads and a helmet, grass and contact.

Football gives, and it takes.

It took Jesse briefly off his coaching track, only to give him so much more.

Jesse transferred to Mount St. Joseph, a Division III college outside Cincinnati. The Mount, as it is known locally, was founded as an all-female school. It did not become coeducational until 1986. The Mount joined the Heartland Collegiate Athletic Conference in 1998. When Jesse arrived, the Lions had yet to put together a winning season. They had gone 0-10 in 2001.

Jesse showed up for transfer orientation. His love for football had brought him to The Mount. It also led him to the love of his life. He met his wife, Rachelle, who had transferred in from Cincinnati State, in his orientation group.

“Serendipity,” Rachelle says.

As Rachelle recalls, she just kept running into Jesse over that first week at The Mount. The college held a boat ride down the Ohio River, and Jesse and Rachelle chatted on the water — though Rachelle admits now that she thought Jesse was interested in a different girl.

Transfers had to pick up their school-commissioned laptops during that first week. Jesse and Rachelle went at the same time.

Rachelle’s childhood friend, PJ Volker, had transferred to The Mount to play football after a season at Wittenberg University in Springfield,

Ohio. Volker was living in an off-campus house and, at a small school of only 2,000 students, that was a hot commodity. He was having a party.

“Are you going to PJ’s?” Rachele asked Jesse.

“Yeah!” Jesse replied.

Another run-in. They were dating by the end of the week.

“Pretty much inseparable ever since,” says Volker, now the defensive coordinator at Navy.

Jesse found his wife in Rachele — and a best friend to this day in Volker.

However, the “unfortunate part of the game,” as Volker puts it, kept Jesse off the field.

Football gives, and it takes.

Jesse broke his leg in his first season at The Mount. He was lined up as the slot receiver, and he was tasked with blocking a stretch run play to his side. The pile collapsed on his lower half.

In his third season, Jesse was again playing slot receiver. He ran a slant over the middle. Volker was playing linebacker. The ball was thrown Jesse’s way. Volker turned and ran. In the process, he collided with Jesse, who fell awkwardly to the ground. He snapped his humerus bone in half.

“That’s about as crappy as I’ve ever felt on the football field,” Volker said.

Sandwiched between those two injuries was a medical scare. It was 2003, and Rick was in what would be his final season as the head coach at Cincinnati. Rick was staying in a high-rise condo in the city on the Ohio River. Jesse was waiting for the lease to begin on his off-campus house at The Mount, so he spent two summer months living with his dad.

One Sunday, Rick came home, and Jesse was on his bed, in pain.

Jesse went to the hospital, where he was diagnosed with Crohn’s disease. He stayed overnight. The next morning, doctors performed emergency surgery. Jesse had 18 inches of his colon removed. He missed the entire season.

“Knock on wood,” Rick says, “he hasn’t had any repercussions since.”

Jesse returned for the 2005 season as The Mount went 9-2. He graduated in December and took a job at a local facility called Acceleration Training, working out middle schoolers. He applied to graduate assistant jobs across the country. He got back those 98 rejections.

He eventually got job offers from Wake Forest and Division III Defiance College in Ohio. Rick had returned to Notre Dame as Charlie Weis’ defensive coordinator in 2005. Weis was adding to his staff that offseason and had an opening. Jesse had been determined to find a job “on his own,” as Ellen put it. But this was Notre Dame.

“Coolest job ever,” Jesse says, “right out of college.”

The reality of the coaching industry set in almost immediately.

The Minters spent the 2006 season at Notre Dame, Rick as DC and Jesse as his defensive intern. Weis fired father and son after back-to-back losses to close the year — at rival USC and to LSU in the Sugar Bowl.

Jesse and Rick had been living together in a house in South Bend. They sat on the couch at that house and pondered what was next.

Then Rick had an idea.

Rachele was still in Cincinnati working as an accountant. Brian Kelly had just taken over as head coach at Cincinnati and was building out his staff. Rick had introduced himself to Kelly at a football coaching convention the year prior. He would give Kelly a call.

The only problem: Rick didn’t have Kelly’s cell number.

Rick, however, had spent nine seasons as the Cincinnati head coach, and he had only been fired three years prior. He still had the phone number for the landline in the head coach’s office at the football facility. What was the worst that could happen?

So Jesse watched and listened as his dad threw the ultimate Hail Mary and dialed the number.

Kelly picked up.

“Holy s—,” Jesse remembers thinking, “somebody answered.”

Kelly told Rick that he would be looking to fill a graduate assistant position in March. In the spring, Jesse went in for an interview with defensive coordinator Joe Tresey.

Jesse got his first full-time college coaching job for the 2007 season.

“I can remember the interview like it was yesterday,” Tresey says.

Football gives, and it takes.

“As I got into coaching,” Jesse says of his father, “he would always look out for me.”

Jesse was in Tresey’s hip pocket for two years. Over pizza, Jesse and Tresey would spend late nights watching film on potential recruits, cutting up video for their players, writing scripts for practice and bouncing ideas off each other.

“He always wanted to be one step ahead if he could be,” Tresey says. “You knew he had a shot.”

Jesse’s year at Notre Dame was a whirlwind. He admits he did not “learn enough football” while he was figuring out clerical responsibilities like diagramming plays. Under Tresey, Jesse says, he learned how to “break down teams” and “how to try to attack people.”

“When you trust somebody like that at a young age,” Tresey says, “your gut kind of tells you.”

After two seasons, Jesse joined Trent Miles’ staff at Indiana State. Jesse spent the next eight seasons coaching under Miles — four at Indiana State and four at Georgia State.

In Jesse’s second season at Indiana State, Rick — who had spent the 2009 season as Marshall’s defensive coordinator before the staff was let go — joined Miles’ Indiana State staff as linebackers coach and defensive play caller. Jesse moved to the secondary. Volker joined the staff as a defensive assistant.

“That whole crew,” Miles said, “that’s like family.”

Rick left to take the defensive coordinator job at Kentucky after the 2010 season. Before he departed, he gave Miles a suggestion.

“You got one move,” Rick remembers telling Miles. “You need to name Jesse the defensive coordinator.”

“Jesse,” Miles says, “he had it in him all along.”

In Jesse’s first season calling plays at any level, Indiana State defeated FBS Western Kentucky on the road 44-16.

“We got after them,” Miles said.

The next season, the Sycamores went on the road and beat North Dakota State, then the No. 1 team in FCS. Indiana State had two pick sixes in a 17-14 win. It was Volker’s 30th birthday. Jesse still ranks these two wins — North Dakota State and Western Kentucky — in his top 10 games of all time.

“He was just a brilliant play caller from the get-go,” Volker says.

Miles, who took the head job at George State in 2012 and brought Jesse and Volker with him, got the band back together in 2016, hiring Rick as his defensive line coach. And for the first time, the roles changed. Rick worked under Jesse.

Georgia State went 3-9 that season, and once again, Rick and Jesse were looking for jobs.

Football gives, and it takes.

There have been so many turning points in Jesse Minter’s football life, but none were more consequential than the 2018 offseason.

Jesse was entering his second season on John Harbaugh’s Baltimore Ravens staff. Rick had placed a call to Harbaugh, his former special teams coordinator at Cincinnati, after things ended at Georgia State.

“John,” Rick remembers saying, “Jesse is just like you.”

Rick got Jesse in the door. Jesse earned himself a contract as a defensive assistant.

“Sometimes you have to rely on your resources and the connections that your family members have made,” Rachele says. “But it’s what you do once you get there (that decides) if you stay or go.”

Harbaugh had four defensive coordinators in his first 10 seasons with the Ravens — Rex Ryan, Greg Mattison, Chuck Pagano and Dean Peas. Entering the 2018 offseason, he promoted Wink Martindale from linebackers coach to defensive coordinator. Martindale’s assistants included Jesse and now-Seattle Seahawks head coach

Mike Macdonald, among other future star defensive coaches.

Harbaugh saw the coaching talent, and he challenged Martindale to lead a defensive overhaul.

Over the next three months, the staff room in Baltimore became a think tank for defensive innovation.

“Let’s take everything that we’ve done and let’s recreate this system that works, that’s more modern, that’s more teachable, more learnable,” Jesse remembers.

The goal was to create a defense that was conceptually driven. As Martindale puts it, “playing, basically, offense on defense.”

Offensive coaches teach concepts. Take four verticals — an offensive concept in which four eligible receivers run downfield routes — as an example. The concept is not tied to a specific formation. An offense can run it out of trips. An offense can run it out of two-by-two. And even within the different formations, there are additional possible variations in the splits and spacing of eligible receivers.

Martindale applied this same logic to defensive concepts. The pressure or blitz is the concept. The Ravens could then run that concept in various defensive fronts.

“Everything was a fresh start,” Martindale says.

The coaches rewrote the defensive terminology. They gave ownership to players that included safety Eric Weddle, edge rusher Terrell Suggs and linebacker C.J. Mosley. That included the freedom to make pre-snap checks during games. Martindale even asked Weddle to call the plays for the entire second half of a preseason game.

Over what Martindale called a “painstaking three months,” a new system was born. It was the genesis of a system that has now proliferated around the league.

“As a coordinator or a position of leadership, I think it’s not only your job to develop players, but it’s your job to develop coaches,” Martindale said.

Macdonald calls a version of the system in Seattle.

Drew Wilkins, who was on the 2018 staff, was hired away by Sean McVay to be the Rams’ pass-rush coordinator. Chris Hewitt, now the Indianapolis Colts’ pass game coordinator, and Joe Cullen, now the Kansas City Chiefs’ defensive line coach, were on the 2018 staff.

Zach Orr was a part of the 2018 Ravens staff. He is now Baltimore’s DC.

Anthony Weaver joined the Ravens staff in 2021. He is now the Miami Dolphins’ DC.

Dennard Wilson coached for the Ravens under Macdonald in 2023. He is calling defensive plays with the Tennessee Titans.

And, of course, Jesse brought a version of the system with him to Vanderbilt in 2021, then to Michigan in 2022 and now to the Chargers.

“That’s what molded him,” Rick says of those four seasons with the Ravens.

Jesse Minter holds two prongs at the core of his defensive philosophy.

1. What you play

2. How you play

What you play is the scheme, which he has honed over his 19-year coaching career. How you play comes down to fundamentals.

The honing of those originated on a dark and quiet flight back from Glendale, Ariz., on New Year’s Eve, 2022.

After a year at Vanderbilt in 2021, Jesse received a call from Michigan head coach Jim Harbaugh. Macdonald had left the Ravens after the 2020 season, the same as Jesse. He coordinated Harbaugh’s Michigan defense for one season. He was now jumping back to John Harbaugh and the NFL to be the Ravens’ DC. Michigan had an opening, and Jim Harbaugh filled it with Jesse.

The Wolverines started the 2022 season 13-0 and earned a berth in the College Football Playoff. They played TCU in the semifinal at State Farm Stadium and lost 51-45. Minter’s defense gave up 488 yards.

“The glaring things that showed up to me were just fundamental flaws of how we were playing,” Jesse says.

On the flight back, Jesse asked himself a question: How can we go from not quite good enough to being good enough?

“It was almost just a lightbulb moment,” Jesse says. “It’s not because we put in a new coverage or a new call. It’s because we play harder and more physical than these other teams.”

What resulted was what Jesse called the pillars.

He introduced them to his defensive staff at the first meeting ahead of spring practices in 2023.

Mike Elston, who joined the Michigan staff in 2022 and moved to the Chargers with Minter in 2024, remembers the messaging clearly.

“We’re gonna do this 50-50,” Jesse said in the meeting, according to Elston. “We’re going to have the best scheme in college football, but we’re also going to have the best fundamentals.”

The four pillars started as: block destruction, communication, effort and ball disruption.

“What we do is exotic, it’s different, it’s awesome, it’s creative,” says Steve Clinkscale, who was the co-defensive coordinator and defensive backs coach with Michigan in 2022 and 2023 and is now the Chargers’ defensive backs coach. “But we weren’t executing it — not because they didn’t know what to do, it’s because we weren’t tearing off blocks, we didn’t communicate ... we didn’t tackle very well, we were not able to disrupt the quarterback and get the ball from the receivers or the running backs, and our effort and angles were not up to par.”

The genius was in how Jesse divided the tasks. Each pillar was assigned to an assistant coach,

and that coach was tasked with presenting film of that pillar every day.

Elston says the impact was “immediate.”

“There was a total buy-in to every position on the field,” Elston says. “When you sit down and watch film in front of your peers and you show positive and negative, it has a huge impact on growth.”

The next season, Michigan led the country in scoring defense. And, of course, the Wolverines won the national championship.

Jesse brought the philosophy to the Chargers in 2024, when Jim Harbaugh was hired as head coach. They rebranded the pillars as the separators. And they added a fifth separator to assign one to each assistant coach, creating one category for effort and angles and one for tackling.

Elston covers block destruction. Clinkscale does communication. Edge rushers coach Dylan Roney presents effort and angles. Linebackers coach Navarro Bowman is on tackling. Last season, safeties coach Chris O’Leary was in charge of ball disruption. O’Leary departed in the offseason to take a job at Central Michigan. This season, safeties coach Adam Fuller takes over ball disruption.

“What happened was all the players now developed a level of respect for each coach,” Jesse says. “We were so much closer and more powerful when we were all together that way.”

The Chargers allowed the fewest points in the league last season. They made the playoffs in Harbaugh’s first year. And Jesse showed off a trait essential for any successful head coach: the willingness to delegate.

“The thing that makes him great is, just like coach Harbaugh, he’s not OK with just doing what he did to get there,” Clinkscale said of Jesse. “What are we doing to make it better? And this is not like a seasonal thing. It’s a daily thing.”

Two weeks ago, Rachele was getting the kids ready for their first day of school.

Now well into their second year together in Los Angeles, Rachele and Jesse have carved out a life in their new hometown. They have three children — daughter Millie, 9, and sons Monte, 7, and Mac, 4.

On the first day of school last year, Rachele, a Cincinnati native, felt out of place. She wore an athleisure outfit, hoping to squeeze in a workout later in the day between her motherly duties. When she arrived, the other moms were in dresses.

“Oh my gosh, we don’t fit in here,” Rachele remembers thinking. “We’re from the Midwest.”

So this year, she posed a question to Jesse before heading back for another first day: “Should I wear a dress?”

“Nope,” Jesse replied. “That’s not who we are. I’m wearing my hooded sweatshirt and gym shorts that I wear every day. I am going to the office to get a workout in. Just be who you are.”

Grounded, always, to where he once was and how far he has come.

Grounded, always, to what those rejection letters represent.

Remember where you came from. Be grateful for what you have. Be who you are.

In this moment, football has given Jesse things it can never take.

A loving wife. A beautiful family. The gift of fatherhood.

“He’s a football coach, that’s what he does,” Volker says, “but that’s not who he is.”

Jesse attends flag football games and volleyball practices. If he hears his kids in the backyard when he gets home from work, he bursts through the gate and joins the fun. He takes the kids out for ice cream after every Chargers win. Millie, Monte and Mac jump into his arms after he finishes news conferences at the practice facility.

“He understands the value of a father being in there,” Ellen says. “He wants to be close to his kids.”

Rick laments missing the “everyday moments” back in Indiana.

“If I had it to do over, I probably would have arranged life differently,” he says.

Now, Rick has a front row seat to it all — not just as a father, but as a grandfather.

“A blessing and a privilege,” he says.

Football gives. Yes, football gives.

“It’s all family, and he is very dedicated to that,” Ellen says of Jesse. “I’m more proud of him for that than anything else.”

## Devin Woodhouse

### Chargers vs. Chiefs a family affair with Andy Reid’s son-in-law in L.A.’s corner

By Sam Farmer,  
Los Angeles Times  
September 4, 2025

SÃO PAULO, Brazil — Turns out, the marquee matchup Friday night between the Chargers and Kansas City Chiefs isn’t just a season-opening showdown between two premier quarterbacks and legitimate Super Bowl hopefuls.

It’s also a family feud — minus the bad blood.

Devin Woodhouse, head strength and conditioning coach for the Chargers, is the son-in-law of Chiefs coach Andy Reid, an under-the-radar connection that further hems these AFC West rivals.

“In our first game last year, I was a little anxious playing them,” Woodhouse told *The Times*. “It felt weird rooting against him at times.”

Reid understands, and he loves the fact that before bringing Woodhouse with him from the University of Michigan, Chargers coach Jim

Harbaugh called his Kansas City counterpart and asked him if that would be OK.

“I said, ‘Heck, yeah, I’m honored that he’s got an opportunity to work for you,’” Reid said. “I got the biggest kick out of that, that Jim would even think of that. ... What a class act.”

Woodhouse, modest and focused on his Chargers responsibilities, was initially reluctant to sit down for an interview. But Harbaugh and Reid nudged him to talk, as did his direct boss, Ben Herbert, executive director of player performance.

“I don’t want to dim that light on him,” Herbert said. “I want that light brighter.”

Woodhouse, 34, who grew up in Rancho Cucamonga, met his future wife, Drew Ann Reid, when they were members of the same ward of their church in Provo, Utah. They had mutual friends, an instant connection and were married in 2013.

The couple was further bonded by tragedy. Drew Ann’s older brother, Garrett, who struggled with drug abuse for years, died in 2012. The twin brother of Woodhouse, Chaz, who was confined to a wheelchair with cerebral palsy, died a year later.

“As our relationship was growing, her brother passed away,” Woodhouse said. “We grew even closer together.”

The two now have four children, two boys and two girls, all of whom refer to Reid as “Gramps.” Woodhouse doesn’t call his father-in-law anything but “Coach.”

“I would say he’s a better man than he is a coach, and he’s a pretty dang good coach,” Woodhouse said. “And [mother-in-law] Tammy is the head coach of the head coach, so that’s how good they both are. I just love them, and not just the people they are for my wife, but for my kids and their grandkids.

“One of the things I love most about Coach Reid is how much I feel people love to play for him. It’s a cool thing to witness and I respect it a lot.”

Woodhouse feels the same way about Harbaugh, for whom he and Herbert worked at the University of Michigan.

“Ben Herbert found Dev,” Harbaugh said. “When Herb recommends somebody, I already know it’s going to be good. He doesn’t bring in anybody who doesn’t have a tremendous work ethic. Devin came in, and Herb was right.”

Herbert is meticulous down to the smallest detail. For instance, each dumbbell at the Chargers facility is emblazoned with the club’s lightning-bolt logo. Not only is that wall of weights always precisely arranged, but every lightning bolt is arched in an identical way. To ensure there’s never a speck of dust on the floor, Herbert and his crew use electric leaf blowers each day to clean the massive space.

Helping oversee the physical well-being of so many elite athletes is a challenging assignment, particularly for a franchise that has an unfortunate history of losing key players to injuries — as the Chargers did in August with left tackle Rashawn Slater, who sustained a season-ending knee injury.

The way Harbaugh sees it, no one is better equipped to train an NFL team than Herbert.

“We are the tip of the spear,” said Herbert, who is not related to Chargers quarterback Justin Herbert. “Our job is to impact the mental and physical capability of the players. The physical part is much easier. The mental part — emotional stability, consistency — that’s the separator. And trust is everything.”

Woodhouse has a knack for building and maintaining those trusts.

“He has an ability to build relationships across a melting pot of personalities,” Herbert said. “He’s also versatile across range-of-motion, tissue and joint, strength, power and movement traits. So much so that with my 14-year-old, twice a week I want Coach Woodhouse to work with him.”

Woodhouse has a particularly keen eye when it comes to evaluating the tiniest aspects of a person in motion, helping players make subtle adjustments to the way they run in order to improve their speed.

Chargers strength and conditioning coach Devin Woodhouse works with Chargers wide receiver Ladd McConkey. Chargers strength and conditioning coach Devin Woodhouse works with Chargers wide receiver Ladd McConkey before a game at SoFi Stadium against the Tampa Bay Buccaneers on Dec. 15, 2024. (Ty Nowell / Los Angeles Chargers) Advertisement

“Dev’s someone who’s going to support you, but he’s going to tell it like it is,” Chargers receiver Ladd McConkey said. “I’ll be running a route, and Dev’s over there with his phone recording me. Then we’ll look at it in slo-mo and break it down.”

During games, Woodhouse is on the sideline as a “get-back” coach — a term he doesn’t particularly like — making sure players and coaches keep a sufficient distance from the field.

As for his own emotions, he figures he will have them in check, even with his father-in-law on the opposite sideline.

Family is family, true. But football is football.

## Keenan Allen

### Keenan Allen is back: Why Chargers signed him now, and how he fits into WR room

By Daniel Popper, *The Athletic* | August 6, 2025  
at 5:00 am PT

EL SEGUNDO, Calif. — Los Angeles Chargers undrafted rookie quarterback DJ Uiagalelei had been wearing No. 13 through the first three weeks of training camp, including in the Hall of Fame Game last week. It never quite felt right. Of course, that number had belonged to receiver Keenan Allen for 11 seasons, from 2013 to ‘23, as Allen became the leading wide receiver in franchise history.

On Tuesday evening at The Bolt, Uia-galelei jogged onto the practice fields wearing a different jersey, No. 7. Something was up. Moments later, the Chargers announced the reason: Allen had agreed to terms to return to the Chargers for a 14th season.

He is back.

"This is where he grew up," general manager Joe Hortiz said of Allen on the practice sidelines about an hour later. "This is where he became Keenan Allen."

Allen was under contract with the Chargers when coach Jim Harbaugh and Hortiz took over in early February 2024. Harbaugh mentioned Allen by name at his introductory news conference at SoFi Stadium, including him in the exciting "pros on this team." Six weeks later, the Chargers traded Allen to the Chicago Bears for a fourth-round pick. The Chargers were cap-crunched. They needed to clear space. They initially approached Allen about taking a pay cut, but the two sides could not come to terms. The Bears swooped in and offered a quality return.

Earlier this week, Harbaugh hinted at those comments he made at his introductory news conference. "You probably know my feelings on that, pretty much dating back to when I first took the job," he said. "The interest has always been in there in Keenan."

The Chargers brought Allen in for a visit on Friday. Harbaugh said that visit "went well."

"He did a lot of Keenan things," Harbaugh said. "It was an impressive workout."

Allen was in the final year of his deal when he was traded to the Bears. He became a free agent in March.

"We know how good he's been throughout his career, and he was out there on the open market still," Hortiz said. "A chance to bring someone of his caliber back (who) we think can help us win games, so we're fired up to have him."

The Chargers opted for an alternate reunion earlier this offseason when they signed Mike Williams to a one-year deal. Williams had spent the first seven seasons of his career with the Chargers. Like Allen, Williams was in the final year of his deal with the Chargers in the 2024 offseason. The Chargers cut him to save cap space.

Williams filled a more logical role for the current Chargers roster. He had proven with the Chargers and quarterback Justin Herbert that he could be a down-the-field threat outside the numbers, particularly in contested-catch situations. That was a skill the Chargers were lacking, especially before the draft.

Williams, though, shockingly announced his retirement on the eve of training camp. That left a vacuum of sorts in the Chargers receiver room. They had talent, sure. Ladd McConkey emerged as true No. 1 option as a rookie. The drafted Tre' Harris in the second round and KeAndre Lambert-Smith in the fifth round. But this was a very young group. After Williams' retirement, Quentin Johnston was the career receptions leader in the room with 93.

Allen has 974 career receptions.

Hortiz admitted that Williams retiring "opened up more opportunity."

"We know Keenan brings veteran presence, and I think everyone knows that," Hortiz said. "What he's done in this league, all the pelts he has on the wall, you get a chance to add someone like that, you do it."

Where does Allen fit into the current makeup of the Chargers receiver room?

McConkey played a vast majority of his snaps in the slot last season. According to TruMedia, he ran 340 routes from the slot and 135 routes from the outside. He was also more productive in the slot, both in terms of total production and efficiency. McConkey averaged .08 expected points added per route on the outside and .14 EPA per route in the slot in 2024, according to TruMedia. He caught 29 passes for 385 yards and two touchdowns on the outside in 2024. He caught 52 passes for 761 yards and five touchdowns from the slot.

TruMedia's alignment data only goes back to 2019. So Allen's splits do not cover his entire career. He has played more in the slot in that span, the past six seasons. From 2019 to '24, Allen ran 1,810 routes from the slot and 1,344 routes on the outside. He caught 287 passes for 3,020 yards and 20 touchdowns from the slot. He caught 261 passes for 3,008 yards and 18 touchdowns on the outside. From an efficiency standpoint, Allen averaged .06 EPA per route from the slot and .08 EPA per route from the outside.

"I think he can help us in multiple roles," Hortiz said. "I really believe that. I think he's been that way his whole career, and I don't see that being any different now. ... You guys know how Keenan has been used everywhere he's been, and you'll see the same thing. A lot of versatility."

Hortiz added: "You get good players on the field, and you play them. So you can get creative with a lot of different players. Ladd's played a lot of slot. Ladd's also been productive outside. Keenan's played a lot of slot. Keenan's been productive outside."

McConkey and Allen now become interchangeable pieces. At the same time, there is a reason the Chargers focused primarily on outside receiver as they added in the offseason, from Williams to Harris to Lambert-Smith. It seemed like a concerted effort to create complementary pieces around what McConkey brings in the slot.

Will the Chargers be getting the absolute most out of both McConkey and Allen if only one of the two can play in the slot in three-receiver packages? That is to be determined. Both players have certainly shown the ability to produce on the outside. Both players have also spent the majority of their time in the slot.

In the end, the Chargers needed a proven player at this position after Williams retired. And they brought back the most proven wide receiver in the history of the organization.

"You got a lot of good football players on the field that help you win games," Hortiz said, "and that makes you tough to beat."

## Keenan Allen's journey back home to the Chargers

By Fernando Ramirez  
The Sporting Tribune  
September 4, 2025

It is no secret that Keenan Allen didn't want to leave the Chargers. He envisioned himself spending his entire career in powder blue.

Last offseason, Jim Harbaugh and Joe Hortiz came in and knew they had to fix the salary cap. Allen was asked to take a pay cut—something he shouldn't have had to do after posting 108 receptions, 1,243 yards, and seven touchdowns.

Instead, the Chargers traded him to the Chicago Bears for the 110th pick in the fourth round. Hortiz later packaged that pick, along with a second-rounder, in a deal with the New England Patriots to move up and select Georgia receiver Ladd McConkey. With the 137th pick in the fifth round, the Chargers also added Maryland cornerback Tarheeb Still, who went on to lead the team with four interceptions.

While the rookies shined in Los Angeles, Allen was in Chicago adjusting to a new offensive system, two different head coaches, and a rookie quarterback in Caleb Williams.

He played in 15 games, recording 70 catches for 744 yards and seven touchdowns, but the Bears finished just 5-12. It wasn't an easy year.

"I needed my team with me," Allen said.

By "team," he wasn't referring to his teammates but to his wife, Ciara, and their four children, who stayed in Southern California while he lived in Chicago. The family decided not to uproot for five months, choosing instead to let the kids remain in school and stay close to their friends.

Even from the Midwest, Allen kept tabs on the Chargers, watching how they fared throughout the season. He noticed McConkey's breakout rookie year—one that saw him break many of Allen's own franchise rookie records.

"He had a couple more games," Allen said with a laugh.

Allen also kept a close eye on Quentin Johnston, who had been a rookie during his final year in Los Angeles. At the time, Allen had been vocal about advising Johnston to block out outside noise and focus on his development.

That growth showed in 2024, as Johnston nearly doubled his rookie-year production with 55 receptions for 711 yards and eight touchdowns.

"His confidence is building," Allen said of Johnston. "I think he's ready to show this year even more."

He even watched the Houston Texans eliminate the Chargers in a 32-12 loss—a game where McConkey was the only real receiving threat, finishing with 197 yards and a touchdown. The next-best receiver that day was tight end Will Dissly, who managed just 16 yards.

"They could have used me," Allen said.

Allen admitted it hurt to watch his old team go down like that after such a solid year under Harbaugh. His mind, as always, was breaking down defenses and imagining where he could have taken advantage of their weak spots.

Even though he had nothing to do with the matchup against Houston, Allen instantly recognized how he could have helped.

"Just because of the way Houston plays—they run man so much," Allen said. "Definitely could have been a help."

#### The Free-Agent Wait

He entered the offseason as a free agent for the first time in his career but didn't receive the kind of offers he felt matched his value.

"I think I got down played," Allen said. "That is part of the chip."

That chip on his shoulder has fueled him throughout his career—whether it was Mike McCoy rarely giving him first-team reps as a rookie in training camp, his Madden rating, or top receiver lists. Allen has always thrived when doubted.

He stayed in shape, continued his workouts, and waited for the phone to ring—hoping it would be the Chargers calling.

But instead, the Chargers went younger, drafting Tre Harris and KeAndre Lambert-Smith while also bringing back Allen's former teammate, Mike Williams.

During his first press conference, Williams expressed his desire to reunite with Allen and quarterback Justin Herbert.

"We ain't gonna speak on that. We ain't gonna talk about that," Williams said with a few laughs. "I'd love that, though. I would love that... That's my dog. We'd be together every other day. Yea, I love that. Why not?"

On the first day of training camp, however, the Chargers announced that Williams would be retiring after the numerous injuries he had sustained throughout his career.

#### The Call Back Home

A couple of weeks later, Allen finally received the call he had been waiting for—the Chargers wanted to bring him in for a workout.

Before moving forward, Allen reached out to Williams out of respect, letting him know he might be returning to the team.

"I ain't tripping bro, go do your thing," Williams responded to Allen.

Allen admitted that if Williams hadn't retired, he doesn't believe he would be back. But as he put it, things happen for a reason.

He also credited the fans for playing a role in his return. Throughout the process, they flooded social media with calls for the team to bring him back.

"Grateful, feeling the love for sure," Allen said of the support. "The whole way through the process last year, this year. Like I said, I always wanted to be back."

#### Reunited with Herbert

From 2020 to 2023, Allen shared a unique relationship with Herbert—so strong that he once joked that if they both went on the field blindfolded, the quarterback could still find his receiver. That connection translated into 376 completions for 4,088 yards and 25 touchdowns over 52 games.

Allen noticed during workouts and the first few practices back that the chemistry was still there, though some areas still needed work.

"For me, the pitch and catch stuff has been picking up where we left off," Allen said. "Just learning a new offense where they like the spots, the splits and stuff like that. That's where we are just trying to build the chemistry on that."

Safety Derwin James is one of the players who lights up every time Allen's return comes up. He knows firsthand how dangerous Allen is on third down.

"They already have the connection," James said. "It's like having your boy back with you."

In Allen's absence, Herbert developed a strong rapport with rookie receiver Ladd McConkey, connecting on 82 passes for 1,149 yards and seven touchdowns while throwing only three interceptions. Allen has noticed Herbert's growth heading into their fifth season together.

"He's more confident, he's more composed," Allen said. "He knows this offense like the back of his hand. So I'm excited about it."

#### Mentoring the Young Guns

Before Allen's return, some NFL experts questioned whether he and McConkey could coexist in the same offensive scheme, given that both primarily play in the slot. Allen dismissed the concern.

"You got two guys that know how to play football, love to play football and compete," Allen said. "I think you can put us anywhere. I'm a guy who can be anywhere on the field and obviously he showed last year he can do it all, too."

McConkey agreed, noting the flexibility of the system offensive coordinator Greg Roman runs.

"The great thing about our offense is we can all move around," McConkey said. "One by three formations, whoever it might be, me, Q, Keenan, [Reagor], whoever is out there, we can all rotate and be in different positions and scheme it up the way they want and have whoever run what route then we can rotate and run another way."

Roman also feels confident it will work.

"There is great communication going on there too, so that's great as well," Roman said. "He scoffed at it. I scoff at it. There we are."

Even after only a month back with the Chargers, Allen was already voted a team captain.

"The respect he has from his teammates spoke volumes," Harbaugh said of Allen being voted captain.

The Chargers' receiving room features a mix of young, talented players—some experienced, some not—but all capable of making plays for Herbert. Allen has watched them closely in practice and preseason games. His first opportunity came in the Rams preseason matchup, where Tre Harris caught six passes for 85 yards and KLS had two catches for 66 yards and a touchdown.

"Definitely impressed by the young guys," Allen explained. "Just how polished they are, the techniques that they already have, the speed of the game, and the confidence."

With the receiving room's inexperience, a veteran presence was needed. While Mike Williams had been brought back, his retirement made Allen the obvious choice due to his familiarity with the team and desire to help elevate those around him.

"He's been doing it for a long, long time," Harris said. "I've even talked to him about his career, just like all the ups and downs he's gone through. It's great to have a vet like that in your room."

Before Allen returned, McConkey told the "Kay Adams Show" that he would have loved to have Allen as a teammate to pick his brain. He even tracked down Allen's past practice tape to study his route running. Now, Allen is right there in the room.

"He's a student in the game," McConkey said. "He's been around a lot, seen tons of different looks and ran tons of different routes. Asking him that it's been helpful, and it's been huge for not only for me, but our entire receiver room."

Allen, in turn, has observed how McConkey approaches preparation and game day. He quickly noticed the rookie's dedication.

"Just seeing it in person speaks volumes to his work ethic," Allen said of McConkey. "He does it day in and day out. He comes in and he works. He's one of the first guys here. He's always getting the extra body work."

Another player Allen sought out was second-year cornerback Tarheeb Still, who came to the Chargers via the Allen-to-Bears trade through the Patriots.

Allen noticed Still's number, 29, flashing on the screen last year and didn't hesitate to call him out.

"We going to get after your ass," Allen told the second-year cornerback.

Still, not usually a trash-talker, admitted that the veteran receiver's challenge excited him to face Allen in practice.

"I really took it as 'Okay, let's go. I get to compete against one of the best to play receiver. So, I took it as a challenge,'" Still said. "Kind of got me going a little bit. Kind of got me fired up."

Still knows that going up against Allen isn't for the faint of heart and views it as a chance to improve.

"It's really fun to go against him in practice," Still said. "He talks a lot, so you get to go at it. You get to compete. He runs great routes, so you

get great looks. You really get to get better. So I appreciate all the work.”

The young receivers aren't the only ones seeking Allen's guidance. After plays where they face each other, Still said he goes to the veteran to learn how to improve.

“He tells me what he sees when he's attacking, how he's going to attack certain routes, what kind of look he's going to give—so stuff like that, stuff I can learn from,” Still said.

At this point in his career, Allen is focused on winning. He has been coached by Mike McCoy, Anthony Lynn, Brandon Staley, Matt Eberflus, along with Giff Smith and Thomas Brown (interim head coaches).

He's experienced great wins, ugly losses, and everything in between.

Allen believes the team can succeed under Harbaugh.

“I think so, he has a different approach,” Allen said of Harbaugh. “He just gets it off in a different way, and it just means a little different. It's coming from a different place. So I think it's good.”

He also feels the young players feed off the culture Harbaugh has instilled.

“Everybody wants to win,” Allen said of the team. “Everybody wants to get their job done. The culture is unmatched.”

Allen's focus is clear: make an impact, play football, and win a Super Bowl. On paper, this Chargers squad has the best chance to do so because of the talent and depth around it in all the years Allen has been a pro..

The team boasts more depth than big names—a mix of veterans and young players, with Herbert at quarterback and strength across all skill positions.

Allen knows his role with this Chargers team: it's the same one he's had since being drafted in 2013, the same role he believes could finally help the Chargers overcome their playoff slump.

“I don't think it changes for me,” Allen said. “Be Keenan Allen, do what you do. Get open, catch the ball.”

## Oronde Gadsden II

### Chargers' early riser Oronde Gadsden II making a good first impression

*By Elliott Teaford  
OC Register  
June 16, 2025*

EL SEGUNDO — Rookie tight end Oronde Gadsden II usually wakes up at first light, which these days in Southern California is about 5 a.m. He hasn't adjusted to the Pacific Time Zone after living all of his life in the Eastern Time Zone, so it's been difficult to get back to sleep in an unfamiliar hotel room. Then he's out the door and on his bike for an 8-minute ride to the Chargers' practice facility.

Is anyone else around The Bolt at that unspeakable hour?

“The security guy,” Gadsden said.

It's too early for breakfast.

The locker room is empty.

So is the training room.

And the weight room is, too, although strength and conditioning coach Ben Herbert usually isn't far behind.

Gadsden, 21, then heads onto one of the three practice fields hours before the sun breaks through the marine layer and well before he's required to be on hand for the last of the Chargers' organized team activities this week before a nearly monthlong break before the start of training camp on July 17.

So far, perhaps the most difficult part of practices and workouts for Gadsden since the Chargers drafted him in the fifth round in April has been adjusting to the different time zone. He's been early for practice, for workouts, for meetings, for breakfast, for every aspect of his rookie year.

“Being around when my dad was playing kind of taught me the ins and outs and how everything is going to go,” Gadsden said of his father, also named Oronde, who spent six seasons as a wide receiver with the Miami Dolphins between 1998 and 2003. “Most of it has gone how I expected.”

The elder Gadsden also drilled one very important lesson into his son's head.

“My dad always told me that you should show up early,” Gadsden said.

In addition to impressing Chargers coach Jim Harbaugh, tight ends coach Andy Bischoff and veteran teammates such as fellow tight ends Tyler Conklin and Will Dissly, Gadsden's early arrivals have had another benefit. Gadsden has walked through the playbook on his own on the field.

“Coach Herb,” as the Chargers call him to distinguish him from quarterback Justin Herbert, suggested Gadsden hit the field early in order to drill down on the plays and better prepare for team walk-throughs and practices that often don't start until noon or later. It's been very helpful.

“He was really the one that came up with that,” Gadsden said of Ben Herbert.

Conklin and Dissly have been helpful in mentoring Gadsden as he makes the transition from Syracuse University to the Chargers. The tight end's job isn't just about catching spirals from Justin Herbert. It's also about blocking and clearing space for running backs Najee Harris and Omarion Hampton.

“He wants to listen, he wants to learn,” Bischoff said of Gadsden. “All you ever ask of a blocker is a willingness, and we can take it from there. If they have a willingness, then you've got to hone in on the fundamentals and help them grow. If they don't have a willingness, that's a challenge.

“He has a willingness.”

Gadsden also has shown in spring practices that he can make plays, which in addition to his 6-foot-5, 236-pound frame, was what attracted Chargers general manager Joe Hortiz to him before the draft. The Chargers believe he can be another reliable target for Justin Herbert.

Last season at Syracuse, Gadsden caught 73 passes for 934 yards and seven touchdowns in 13 games. He was a third-team AP All-America selection and a first-team all-Atlantic Coast Conference pick in 2024 and 2022 after moving to tight end from wide receiver before the '22 season.

“It's way early, way early, but he's twitchy,” Bischoff said in evaluating Gadsden's play so far. “He separates. He does some really good things in the passing game, and I think, as he's become more comfortable in our system in the last four or five days, people are beginning to see that.”

Now, if the Chargers can just get him to sleep past the crack of dawn.

## Omarion Hampton

### The Inside Story of How the Chargers Drafted Omarion Hampton

*By Eric Smith  
Chargers.com  
June 2, 2025*

The night before Round 1 of the 2025 NFL Draft, the Chargers held a gathering at a restaurant in El Segundo.

Chargers General Manager Joe Hortiz was there, as was Head Coach Jim Harbaugh and his staff, the entire scouting and personnel team and several other departments within the Bolts front office.

The event was to celebrate months of hard work and commitment that would culminate over the next three days beginning with the No. 22 overall pick, which the Chargers held in the first round.

“It's a cool thing to just bring people together,” Chargers assistant general manager Chad Alexander said of the get together. “After going through the process and debating with each other about this player or that player in our draft meetings, we're still all in this thing together. It always comes from a good place. Everyone was excited. You look around at each other and it's like, ‘We're going to go all in this weekend!’”

As he mingled about at the get together, Alexander couldn't shake a premonition that Omarion Hampton was going to end up as a Los Angeles Charger the next night.

Alexander, of course, knew that the uber-talented and productive North Carolina running back might not even be available at No. 22 overall.

Others in the front office felt the same way.

“You hope,” said James MacPherson, a Chargers regional scout whose area includes North Carolina.

"But there was no certainty and no guarantee because other teams are looking at the same film and same things we're looking at," MacPherson added. "I felt like he was an elite player, and those guys usually go early."

Even so, Alexander simply had a hunch and wanted to find a way to pass the intuition along to Hortiz.

Alexander was slated to give Hortiz a ride back to the team facility after the event and figured that was as good a time as ever.

"We were at the restaurant and I was thinking, 'OK, how can I tell Joe this?' But he actually brought Hampton up on the way home first," Alexander recalled with a laugh.

"I was dropping him off back at the facility and said, 'I think it's going to be Hampton.' We all just loved him," Alexander added.

Roughly 24 hours later, the Chargers turned in a card that made Hampton their first-round pick in 2025.

"When it was him, we were thrilled," Alexander said.

"Fired up to get him," Hortiz said in a press conference after the first round.

Over the past few weeks, Chargers.com spoke to various scouts within the Bolts front office for a deep dive on Hampton as a player and a person.

Here's the inside story of how Hampton ended up in powder blue.

'Who the heck is that?'

Let's go back to the beginning.

MacPherson's region is made up of eight states — Virginia, Maryland, North Carolina, South Carolina, Georgia, Kentucky, Tennessee and New York — meaning he must be strategic on how he handles school visits and which games to attend.

As fate would have it, MacPherson was in Chapel Hill on August 27, 2022, to watch North Carolina open the season against Florida A&M.

It was the very first college game for Hampton, a four-star prospect who played high school ball roughly 50 miles from UNC.

Hampton's first impression on MacPherson was a notable one as the running back scampered for 101 yards with two touchdowns in his college debut. It was the first time a UNC true freshman had hit 100 rushing yards in his first college game since 1946.

"He was a true freshman, and they were already excited about him," MacPherson said. "He kind of stood out and I was like, 'Alright, I'm going to be following this guy.'"

"I was scouting some of the older players but even as a true freshman he looked like he was a junior," MacPherson added. "You're looking at a line and it's like, 'Who the heck is that?' He was one of the biggest, strongest-looking backs they had."

MacPherson later caught two of Hampton's games in 2023 when the running back was a sophomore.

Hampton scored twice in the 2023 season opener against South Carolina and rumbled for 234 yards and three touchdowns on just 26 carries the following week against Appalachian State.

"You star those guys," MacPherson said of his scouting process.

Alexander also saw Hampton play in 2023 when he was the Director of Player Personnel for the New York Jets.

Hampton went off against Miami that October night as he racked up 217 total yards and three scores, including 197 rushing yards and two touchdowns on the ground.

By the end of the 2023 season, and even into the spring of 2024, everybody in the NFL scouting world knew about the rising running back from North Carolina.

A season with 1,504 rushing yards and 15 touchdowns will do that.

But Hampton also wasn't eligible for the draft yet, and scouts also wanted to see if he could replicate that success again in 2024.

A repeat performance

North Carolina spent much of the 2023 season as a Top 25 ranked team.

Experts credited their strong season to quarterback Drake Maye, who threw for 3,608 yards and 24 scores and went on to be the No. 3 overall pick in the 2024 NFL Draft.

As Hampton geared up for his junior season, many wondered how Hampton would fare without a surefire first-round pick at quarterback next to him in the backfield.

"When a team has a big-time quarterback like Drake Maye, who could throw it all over the field, defenses are going to kind of try to defend that," MacPherson said. "So, they're going to probably play some extra defenders in coverage to basically stop the pass, and that probably opened up some more run lanes, lighter boxes on defense for Omarion to run through."

With Maye in New England, Hampton thrived as the focal point of the Tar Heel's offense.

He matched his rushing touchdown total (15) from the season before but had more rushing yards (1,660) and more yards from scrimmage (2,033) — all while North Carolina rotated at quarterback after Max Johnson, the starter to open the season, was lost for the year in Week 1 with a leg injury.

Add it up and Hampton actually tallied more 100-yard games as a junior (10) than he did as a sophomore (eight).

Hampton had 1,726 total yards as a sophomore, which accounted for 27 percent of UNC's offense. That output shot up to 38.5 percent last season when he tallied 2,033 of the offense's 5,287 yards.

Hortiz compared the two seasons unprompted at his press conference after the Chargers selected him at No. 22 overall.

"I go back to last year when I was evaluating Drake Maye and other players in North Carolina in the Fall. He stood out back then," Hortiz said. "There was just this big physical runner with breakaway speed and punishing people and making guys miss. It was like, 'Wow, this is a heck of a back.'"

"And to watch him do it again this year — two years of production, durability, high character, work ethic off the charts — everything about him, that's what makes him stand out," Hortiz added.

Hampton, who averaged exactly 5.9 yards per carry in each of his final two seasons in college, made the same impression on others, too.

"I factored it in a lot," Alexander said. "You have to factor in not only who he's playing against but also who he's playing with. The year before, he was playing with a top five quarterback and was extremely productive."

"This past season he was the focal point of the offense and found a way to be productive," Alexander added. "You turn on the tape every time and see the same thing. That's just a credit to him."

MacPherson said: "That also checked another box for us in terms of, 'Hey, was it just the quarterback?' No, this guy had back-to-back productive years with and without an NFL quarterback."

"To be honest, I would say he had a better year [in 2024] because he had to run against some heavier boxes and probably break a few more tackles than he did in the past," MacPherson added.

All eyes on Hampton

The scouting process for an NFL prospect is about more than on-field production, of course.

That's the starting point, to be sure, and it's an area Hampton excelled at as he put up gaudy stats during his time at North Carolina.

"When you watch him, he's physical, he's explosive, he's tough, he's got great balance, he's got excellent speed, gets outside, finishes long runs, breaks off long runs," Hortiz said. "When you watch him in the secondary, he just lowers the shoulder and runs through tackles ... he also has value as a pass receiver."

Hortiz later added: "A three-down back. And probably a four-down back."

Alexander couldn't agree more.

"This is a grown man's sport, and he plays the game like a grown man. That's probably the highest compliment you can give to a back like him," Alexander said. "He has a style that is tailor-made for the league and that's why we were excited to get him."

But when a team decides to spend a draft pick on a player, especially in the first round, they want to make sure that prospect will fit into their team in more ways than one.

MacPherson described something called 'The Charger Mentality,' a mantra that Hartz and Harbaugh brought to the organization when they arrived last January.

In simple terms, this mentality measures what football means to a player. Is he just in it for the fame and financial security? Or is there a hunger there that will help him succeed at the next level?

"Does he love football, and does he love the process? Is he a guy that's going to do what it takes to be successful and help his team be successful in terms of doing the little things?" MacPherson said. "Sometimes those are hard and tedious but that's what it takes to be a successful player or an elite player that can compete at the NFL level.

"He certainly was doing all those things on the field and off the field. I don't think [his production] was by accident. He very much trains like a pro already, which was great to hear," MacPherson added.

Part of MacPherson's job is to go into schools in his area and talk to staff members about prospects.

This could be a head coach, sure, but also other coaches, members of the football staff or academic advisors.

MacPherson recently recalled what he learned about Hampton as he learned more about him as both a player and a player.

"No matter who we talked to throughout this entire process, we couldn't find anybody to say anything bad about this kid. Nobody," MacPherson said. "That's rare but, every once in a while, you do find a guy who checks every box."

While MacPherson was doing his homework on Hampton, Ethan Brodsky was, too.

Brodsky is also a regional scout for the Bolts who primarily covers the Northeast.

But Hartz recently introduced a crosschecking measure of sorts to the Chargers scouting department where regional scouts have a state or two that a pair of them will work on.

MacPherson, for example, crosses over into Maryland and West Virginia with Brodsky, who in turn will go into North Carolina on his own.

"Joe is big on overlap. Getting more eyes on players is the most important thing, and that definitely helped," Brodsky said.

The result?

A clean and thorough evaluation from multiple scouts on Hampton.

"It very much aligned, the type of player he is, the type of person he is," Brodsky said of his collaboration with MacPherson.

And while Brodsky didn't see Hampton play in person, he had an in-depth conversation with Natrone Means, North Carolina's running backs coach and a former Chargers Pro Bowl running back.

Means raved about Hampton's work ethic and training habits, as well as the fact that he was a

standout person off the field and in the community.

Brodsky got an up-close look at Hampton in practice and came away impressed.

"I went there in October, and it was a walk-through day, a Thursday before they played Florida State," Brodsky said. "He was the first one in line in every drill. It's only a walk-through and these are things he's done probably 1,000 times but the way he worked was incredible.

"It was an over-the-top work ethic. That speaks volumes," Brodsky added.

MacPherson came away with the exact same vibe.

"You watch him in practice, and he was always doing something. And it wasn't like he was drawing attention to himself and distracting players," MacPherson said. "He was their No. 1 back so if it's special teams and field goals, he's over in the corner catching balls or working through the ropes.

"He was constantly doing something on the side to try and improve his game," MacPherson continued. "You saw some of those practice habits right away. It's like when you go to our practice and you see Khalil [Mack] working on the bags during special teams. He's always working on something.

"I could tell Omarion just loves ball and wasn't resting on his laurels. And that was every practice I saw him at. He just wouldn't stay still, even punching the bag in pass pro," MacPherson added. "It wasn't like he was sitting on the bench and sipping on Gatorade. I knew this was a guy who would fit right in on our practice field."

By the time the 2024 season ended, it was clear that Hampton was among the top prospects in the 2025 draft class.

And as the Chargers prepped to meet with Hampton in person, they would continue to be blown away by him.

A Bolt & Hammer

Kiel McDonald was more than excited to add Hampton to the Bolts running back room this offseason.

But truth be told, the Chargers running back coach had hoped to coach Hampton earlier in his career, too.

McDonald formerly coach running backs at the University of Utah and at USC. Even then he had heard about a high school running back all the way over in North Carolina.

"There was this running back that they said looks like Herschel Walker and he's all the way out in Carolina," McDonald said. "I'm like, 'I don't know if we're going to get a kid on the West Coast from Carolina.' I got a chance to see the tape, see the workouts and he's always been a big, strong, physical specimen.

"As the years continued to progress, that dude has 'it'. There's that 'it' factor you see in a back, whether it's things you can pull out of somebody or things he already has," McDonald added.

Fast forward to the spring of 2025 when McDonald finally got the chance to meet Hampton at the NFL Scouting Combine.

Already impressed with Hampton's play on film, the Chargers contingent in Indianapolis swooned after his in-person interview.

"I thought he could regurgitate his scheme, his offense and what he was taught," McDonald said. "We threw some random plays from his season on the TV screen and wanted him to talk us through it.

"What's the running back read here, what's his footwork, what's his track? He knew exactly what to say," McDonald added. "Talked about blitz pickup, how he was taught there, understanding how to scan. Just being able to tell us exactly how he's been taught, that was impressive. He is a smart dude, and he is a hard worker."

By that point, MacPherson and Brodsky had already submitted their year-end reports to the front office.

The Chargers host their regional scouts in December for meetings and the chance for them to attend a home game.

Scouts submit their Top 30 reports to Hartz and Alexander, which is a list of the best players in their region.

Was Hampton the No. 1 player on MacPherson's list?

"He was," MacPherson said with a laugh. "And he stayed there."

With Hampton squarely on the Chargers radar, it was time for others in the scouting department to evaluate Hampton, too.

Jaylen Bannerman-Oden is a college and pro scout for the Chargers, meaning he dabbles in both worlds.

During the season, he will work on advance scouting reports for upcoming opponents. But he also visits a few schools for another cross-checking measure.

Additionally, under Hartz, each scout in the front office is assigned a position group to evaluate ahead of the Draft.

Bannerman-Oden was tasked with looking at the running backs.

One of the first steps of that process was going to Hampton's Combine weigh-in with McDonald.

"With Omarion, I had a little star next to him. He looked rocked up. It looked like my man had been in the gym," Bannerman-Oden said.

Over the next few weeks after the Combine, Bannerman-Oden dove into dozens of running back prospects.

He looked at their touchdowns, simple plays, fumbles, pass protection, routes. Everything.

"Omarion might have the highest ceiling of anybody in this class, just off of his size, he can run inside and outside, has solid hands to catch the ball," Bannerman-Oden said.

"Everything he does, he's a natural at it. Some guys work really hard and they get stuff done. He works really hard and he's naturally gifted," Bannerman-Oden added. "He's breaking tackles and people are bouncing off him, it's like a man versus boys sometimes. He's got some of that stuff you can't teach."

McDonald echoed a similar sentiment when asked about his pre-draft evaluation of the 2025 running back class.

"We look at who's going to fit our skillset and what we're looking for, fit our offense, fit our scheme," McDonald said. "[Hampton] was up there at the top."

The final piece of the pre-draft puzzle?

North Carolina's Pro Day, which was held on March 24 in Chapel Hill.

MacPherson made sure to be as close to Hampton as possible for his final impression.

"You talk about him passing every phase, the last phase was his Pro Day. I was there in Chapel Hill helping the running backs coach from the Saints in the drills," MacPherson said. "We call it 'smelling their breath.' And it's like, 'OK, let me get up on this kid and watch him and see how he responds to being coached in drills and how he's working.'

"He's a nice, humble, quiet kid off the field but there's a switch," MacPherson added. "He attacked his Pro Day and getting over the bags and making cuts — I was one of the scouts giving him a secondary reaction in a drill — and he just attacked it with a different level of intensity. It was like a game. It was just bags, but he was ready to run through a guy."

As the draft neared and the Bolts front office set their board, Hampton had differentiated himself.

The Chargers have certain icons they put on players for their digital draft board. Some are for medical issues or character concerns, sure.

But some are reflected in a positive light, too.

There's a Bolt, which highlights a player's overall standout character. And there's a Hammer, which echoes a brand of physicality that you know Harbaugh loves to see on game days.

MacPherson explained what the symbols represent.

"It's a high bar to be a Bolt. When you put that Charger Bolt on a guy, you're saying he checks a lot of boxes in terms of being a pro on and off the field just as an elite guy," MacPherson said.

"And a Hammer, when they hit somebody, the other guy is going backwards," MacPherson added.

You can guess which player received both designations when the Chargers final draft board was set.

"He was a Bolt and a Hammer," MacPherson said of Hampton. "A lot of times, guys get one or the other. But the special ones get both."

A bright future

It's a special feeling for a scout when a player they've watched for more than a year gets selected to their team.

Especially in Round 1.

"It's rewarding, I'm not going to lie," MacPherson said. "You put in a lot of hard work, a lot of extra effort. We put in a lot of time as scouts watching and observing guys, watching extra film and then talking to extra people and doing as much background research as you can.

"Sometimes you don't leave a school until 7 p.m. at night and then you still have to type up all the work you did that day," MacPherson continued.

"Of course, it feels good when a guy you put a lot of work into gets picked, but scouts are team guys. And make no mistake, it was a total team effort. Everybody liked him and saw his game as a fit. There was just some really good consensus."

Consensus.

Unanimous.

Those two words came up a lot in April both before and after the Chargers drafted Hampton at No. 22 overall.

And even though Hortiz and Alexander chatted about the running back the night before the draft, everyone also knew there was a reality where Hampton was long gone before the Bolts' pick.

"Did I think Omerian was going to be there? No," Hortiz said. "Because he was one of those unanimous guys, and you kind of anticipate unanimous guys being gone. But we're fired up he was there.

"We go through all the guys, and it was unanimous," Hortiz added. "If he's there, would we take him at No. 22? Absolutely."

And that was even with the Bolts getting multiple strong trade offers to move away from No. 22 and to the latter part of the first round.

"He was designated by us as a player before the draft where we were going to have to be blown away by a trade," Alexander said. "We listen to any trade offer; that's just part of our jobs. But we weren't going to move away from this caliber of player.

"Happy as hell to get him. Offensive coaches were happy, defensive coaches were happy," Alexander added. "We're going to control the ball more and that will help our defense. It was just a consensus. Everybody was excited to get him."

Instead of trading back, the Chargers added a dynamic young running back to the offense.

Can Hampton run the ball? Check.

The two-time Doak Walker Award Finalist finished with 3,600-plus rushing yards and 36 touchdowns at North Carolina.

Can Hampton catch the ball? Check.

He had 73 career catches in college.

And can Hampton protect his quarterback? Check.

The 22-year-old will gladly use his 6-foot and 220-pound frame to wall off pass rushers.

"This is a player that can play on third down really well," said Harbaugh. "Gives Justin [Herbert] somebody to throw to out of the backfield, he's also a really good pass protector. His game is really well-rounded."

Hortiz and Harbaugh now have two drafts under their belt in Southern California.

A year ago, they took a mammoth right tackle in Joe Alt (6-foot-7 and 323 pounds) who already showed Pro Bowl potential as a rookie.

Now you add Hampton, who joins a running back room that also includes Najee Harris, a 6-1, 242-pound back that has run for 1,00-plus yards in each of his four NFL seasons.

"They complement each other well. They both have a bruising style of running and wear defenses down over four quarters," Alexander said. "It's an identity we want to bring. We are trying to build a bully here and that's how you do that."

McDonald added of Hampton: "We'll see what part he's going to play, but I can see him helping out the Chargers in a big way."

Is there any question what kind of team the Chargers are trying to assemble?

"[Hampton] is like a humble beast. And Joe Alt was like that, too," Bannerman-Oden said. "Not a flashy guy ... but that's two years in a row where we've gotten these humble savages that are just about the work and not about all the extra pomp and circumstance.

"They're not flashy guys themselves. They're about the work and they want a team that reflects that," Bannerman-Oden said of Hortiz and Harbaugh. "They want guys that will compete and, when you get into December or the fourth quarter, will want it more."

Hampton will wear No. 8 with the Chargers and has already made the transition from Carolina blue to powder blue.

And as his rookie season approaches, he can't wait to produce for his new team.

"[The NFL] has been a dream ever since I touched a football," Hampton said. "I'm excited for it.

"It's better than I thought, to be honest," Hampton later added about getting drafted. "Surreal feeling just to get that phone call knowing that the team is trusting you to join their program."

## Najee Harris

## Najee Harris says Jim Harbaugh central to Chargers' signing

By Kris Rhim  
ESPN  
March 14, 2025

EL SEGUNDO, Calif. -- Jim Harbaugh began chasing Najee Harris almost a decade ago.

Nine years ago, Harbaugh, then the head coach at the University of Michigan, went all out to recruit Harris, a top player in the 2017 high school class. Harbaugh attended Harris' homecoming game, sporting Harris' Antioch High School colors and announcing the school's homecoming queen at halftime.

"I was just like, what the heck?" Harris said with a smile. "I mean, this dude is calling out just doing everything, but that showed how much of a down-to-earth cool guy he is."

Still, that wasn't enough to lure Harris, who signed with the University of Alabama and was a first-round pick by the Pittsburgh Steelers in the 2021 NFL draft. After four years in Pittsburgh, however, Harbaugh finally got Harris.

Harris, 27, signed a one-year deal with the Chargers earlier this week and said that Harbaugh was a driving force in his decision.

"He's the same guy, man," Harris said. "He's always energetic, man. He's always the life of the party, so he's just a good guy to be around, down to earth, and he makes you feel comfortable."

Harris said he knew that his time in Pittsburgh was coming to an end at the halfway point last year and that Steelers coach Mike Tomlin was honest with him throughout the process.

"I didn't plan on doing it," Harris said of leaving Pittsburgh. "It wasn't something that was in the plan or anything, but it is a business."

Harris has rushed for 1,000 yards in each of his four seasons. The Chargers haven't had a 1,000-yard rusher since Melvin Gordon in 2017. Harris had 18 carries for 70 yards in a win over the Chargers last season.

"When we played against them, I saw the type of team that they're on the rise to be and I wanted to be a part of that," Harris said.

## Daiyan Henley

### Can Daiyan Henley be a key to Chargers' Super Bowl push?

By Kris Rhim  
ESPN  
April 15, 2025

LOS ANGELES -- When Chargers linebacker Daiyan Henley realized his NFL dream in 2023, it was almost akin to the script of a Hollywood movie.

Henley grew up in the shadows of SoFi Stadium in Los Angeles, playing high school football at Crenshaw High with dreams of playing in the pros. He changed positions twice -- from quarterback in high school to wide receiver at the University of Nevada and then moving to defense his junior year. After spending his senior year at Washington State, Henley was drafted in the third round (No. 85) of the 2023 NFL draft by his hometown team, the Chargers.

If this were a movie with a storybook ending, Henley would have gone on to dominate as a rookie. Instead, Henley's first season was a disappointment. He played 51 defensive snaps -- spending most of his time on special teams -- as a depth player behind linebackers Kenneth Murray Jr., Eric Kendricks and Nick Niemann, who all played at least 230 defensive snaps.

"I chased this dream for so long to be here, from outside looking in, that probably seemed like it was enough," Henley told ESPN.

"But that wasn't my end-all-be-all goal to be a special teamer. ... So that was where my embarrassment was, but it was also my interior motivation."

Henley found a new opportunity in 2024 when Murray and Kendricks didn't return and with the hiring of coach Jim Harbaugh, who brought in a new defensive staff.

Last offseason, the Chargers signed linebackers Denzel Perryman and Troy Dye and drafted Junior Colson in the third round. Colson had played for Harbaugh and defensive coordinator Jesse Minter at Michigan -- his familiarity with the scheme, system and coaches made Colson a likely candidate to see a significant role in year one.

But appendicitis kept Colson out of most of training camp and Henley emerged as one of the Chargers' best linebackers during camp.

When the season began, Henley and Perryman started but would rotate with Colson and other linebackers on defense. Over time, that rotation decreased, with Henley staying on the field more often. From Weeks 8 to 16, he played at least 60 snaps in all but one game and became a vocal part of the Chargers defense.

"I think he's really just become a great calming force and leader in the middle of the defense," Minter said during the season.

The season didn't come without bumps, though. In Week 4 against the Kansas City Chiefs, Henley suffered a torn labrum in his left shoulder while making a tackle. His season would have been over if he had opted for surgery, but instead Henley played Week 5 against the Cardinals with a shoulder strap and another arm restraint to prevent further injury.

Henley had what he described as the worst game of his career that day. The Chargers defense missed 16 tackles, many of which Henley took the blame for. Cardinals running back James Conner rushed for 101 yards on 19 carries.

After that game, Henley worked with the Chargers staff to adjust his shoulder contraption.

"They said I am at a much higher chance of dislocating my shoulder with the adjustments that I made, but at that point, I was like, 'Bro, I'll take the risk,'" Henley said. "And if you look at my gameplay after Arizona, I went on a run."

He then had double-digit tackles in eight of his next nine games, including a career-high 15 tackles against the Tennessee Titans. His performance caught the attention of Harbaugh.

"The growth, the leadership, the tackling ability, that's been great," Harbaugh said. "... Elite pass defense, driving into the zone and just finding the

receivers and plugging the holes and then reacting to the ball in the air that was elite."

Henley finished his sophomore season ranking eighth in the NFL in total tackles (147).

"I can truly say I don't feel embarrassed," Henley said while laughing. "I feel much better about my football life and my football journey. I feel like I did accomplish a lot, but I just know I haven't gotten to where I wanna be."

Shortly after the season ended, Henley had surgery for his labrum. As part of his recovery process, Henley said he is at the Chargers facility daily for rehab before strength training and began training his upper body again about a week ago.

After uncertainty following an uneventful rookie season, with a new coaching staff, Henley heads into his third season as the Chargers top linebacker. He expects to be 100% by training camp for a season where he feels more motivated than ever.

"Looking around the league, I feel bits of just longing for more. I see guys, and I feel like I should have that opportunity, and why didn't I?" Henley said.

"Ultimately, I'm telling myself, 'You haven't done anything yet,' and that right there motivates me. So that's where I'm at mentally. I feel like I still haven't had my moment yet."

## Justin Herbert

### 'You gotta move on': Chargers' Justin Herbert focusing on future, not playoff failure

By Thuc Nhi Nguyen  
LA Times  
June 11, 2025

No one in the Chargers' locker room felt as bad as Justin Herbert. At least that's what the quarterback said after a career-high four interceptions in January cost the Chargers an opportunity for their first playoff win since 2018.

But the disappointment that rendered Herbert motionless on the sideline in Houston had faded in his memory, he said. Offseasons tend to have that rejuvenating effect.

"If I spend any more time worrying or focusing on a loss like that, I would be doing a disservice to my teammates," Herbert said Wednesday on the second day of Chargers minicamp. "Obviously it didn't go the way we wanted it to, like I said at the end of the year, but you gotta move on."

Despite the crushing wild-card loss that prolonged the Chargers' seven-year playoff win drought, Herbert maintained that his offseason has been business as usual.

Meeting with local reporters for the first time in five months, Herbert recited the typical offseason lines with a stone-faced expression. His new teammates are picking up the offense quickly. He wants to continue mastering the scheme in his second season under the coaching staff.

Herbert instead makes stronger statements on the practice field and in the weight room, where his determined nature has earned him a spot in coach Jim Harbaugh's "Elite Nine" club of the team's hardest workers.

"I know it motivates me every day to get up out of bed, like I gotta rise up to his level," Harbaugh said. "He's doing anything and everything he can possibly do. Now it's up to the rest of us."

During the offseason, the Chargers focused on adding weapons around Herbert to elevate a sputtering offense that ranked 20th in the NFL in yards per game.

Even without pads, the athleticism and instincts of running back Najee Harris and rookie Omarion Hampton have impressed Herbert. Rookie tight end Oronde Gadsden is showing his receiving capabilities as Syracuse's all-time leader for receptions and receiving yards by a tight end when he had the most catches of any player during team drills Wednesday. Gadsden, a converted wide receiver, will team with free-agent acquisition Tyler Conklin, who has had at least 50 catches in each of the last four seasons, to boost the tight end position.

The biggest offseason move was the addition of a familiar name. Mike Williams, after one year away from the franchise that drafted him in 2017, returned on a one-year contract to reunite with Herbert. The 6-foot-4 receiver, who has been working primarily with trainers during minicamp practices, "changes the way you play football when he's on your team," Herbert said.

"50-50 balls are not quite 50-50 as we've seen with Mike," the quarterback added.

The receivers could use the boost. Ladd McConkey was the group's only consistent force last year. The former second-round pick dominated against Houston with an NFL rookie playoff-record 197 yards receiving, nine catches and one touchdown. The rest of his teammates combined for five receptions and 45 yards. Still without a playoff win in two appearances entering his sixth NFL season, Herbert completed a career-low 43.7% of his passes and was sacked four times.

Getting Williams and rookie receivers Tre' Harris and KeAndre Lambert-Smith, who were selected in the second and fifth rounds, respectively, on the field could open up a more aggressive deep passing game, offensive coordinator Greg Roman said.

The stacked room also could put more pressure on Quentin Johnston to live up to the billing of a former first-round pick. The receiver entering his third year is "owning the system now," said Roman, who predicted another major step for Johnston this season.

The former Texas Christian star shook off a disappointing rookie season with 711 yards receiving and eight touchdowns on 55 catches last year. He torched the Las Vegas Raiders in a playoff seed-clinching Week 18 win for 13 receptions and 186 yards receiving. Even Johnston estimated that it was the best game he'd ever had at any level of football.

Yet he followed with a major disappointment in the biggest moment with no catches on five targets in the wild-card loss. Johnston went without a catch in two games last season, both coming in marquee matchups. He was also shut

out against the Baltimore Ravens in a "Monday Night Football" showcase in which he also dropped a crucial third-down pass. To pile on, fellow receiver Zay Flowers, who the Ravens picked one spot behind Johnston in the 2022 draft, led Baltimore with 62 yards receiving on five catches.

Learning a second offense in as many years in the NFL, Johnston had to play "a game of catchup last season," Roman said. But with consistent practices in organized team activities and minicamp, the coach said Johnston is "starting to come out of the other end of the tunnel."

"Justin, he's throwing to him a lot," Roman said, "and Q's answering the call."

## Quentin Johnston

### Chargers' Quentin Johnston looks to use past struggles as fuel in 2025

By Kris Rhim  
ESPN  
September 8, 2025

Since Quentin Johnston entered the NFL in 2023 as the Los Angeles Chargers' first-round pick, he has struggled to meet the expectations of being a top pick.

Johnston's play has fluctuated between good and abysmal. His biggest flaw comes in drops, particularly in big moments. That first showed in his rookie season during the Week 11 matchup against the Green Bay Packers when he dropped a wide-open pass that would have put the Chargers in field goal range with 23 seconds left in the game. The Packers won, 23-20, and Los Angeles fell to 4-6.

It continued in his second season. In perhaps the Chargers' biggest game of the 2024 season, a Week 12 "Monday Night Football" matchup against the Baltimore Ravens, Johnston had one of the worst games of his career. He had five targets with no catches, but his most significant error came in the fourth quarter.

On third-and-6 with 10:56 minutes remaining and the Chargers down 23-16, Johnston ran wide open on a crossing route but dropped the ball. Los Angeles punted on fourth down and the Ravens scored on the next drive, effectively putting the game away.

Johnston's drops in big moments have led him to be one of the Chargers' most maligned players, whether from media pundits or fans on social media. It's all criticisms that Johnston sees, and he had struggled to deal with earlier in his career.

"I don't really talk about it to nobody. I feel like I just have to step up, deal with it on my own, get better each year," Johnston told ESPN. "So that's what I'm doing, that's what I'm continuing to do. I feel like my therapist is the field, so that's where I take everything."

The Chargers have continued to give Johnston opportunities. Coach Jim Harbaugh and general manager Joe Hortiz -- who didn't draft Johnston -- have praised his potential, and he entered this season as a starter. "Quentin, just every part of his game is elite," Harbaugh said this offseason.

In the 27-21 win over the Kansas City Chiefs on Friday night, Johnston proved Hortiz and Harbaugh right. He led the Chargers in yards (79) and touchdowns (2), showing the potential that made him the No. 21 pick two years ago. There's a long way to go for Johnston and the Chargers, but Friday's game was the kind of performance he needed.

"I'm just honestly at this point trying to prove myself right. I know a lot of people don't really look at me as ... " Johnston said, before pausing to collect his thoughts. He continued: "I still see myself as a good football player. Everybody's not going to hit their peak at the same time. ... I'm just staying down and working until my time comes."

The Chargers will travel to face the Las Vegas Raiders for Week 2 on Monday, a team Johnston has had success against. The last time the Chargers played the Raiders, Week 18 of this past season, Johnston had the best game of his career, catching 13 passes for 186 yards.

"I want to have many more of these," Johnston said then.

Johnston and the Chargers play their AFC West rivals, the Raiders, on Monday at 10 p.m. ET (ESPN). Kirby Lee-Imagn Images  
Johnston almost didn't make it to Week 1 against the Chiefs. In the Chargers' third preseason game against the Rams, he was concussed after a hit that left him unconscious for nearly a minute. But Johnston quickly returned to practice and was back on the field after clearing protocol in a matter of days.

Many players push through injuries at any given point in a season, but that's been a theme of Johnston's career so far. Last year in the Chargers' Week 14 game against the Chiefs, for instance, Kansas City's linebacker Nick Bolton leveled Johnston while he caught a 20-yard pass.

"Quentin Johnston, who has had drop problems, catches one of the toughest ones he's seen all year," broadcaster Mike Tirico said.

Johnston quickly bounced up and signaled a first down celebration but was in significant pain. He had sustained a left AC joint sprain on the play, which impacted how he slept and put him in a shoulder brace for the remainder of the season.

"My main thing is just to pop up and at least fake it and make it seem like I'm cool, and I deal with everything else after that," he said.

While the Chargers have preached faith in Johnston publicly, their offseason moves -- drafting wide receiver Tre' Harris in the second round and KeAndre Lambert-Smith in the fifth -- signal an organization hedging its bet if Johnston doesn't develop.

Johnston appeared on track in Week 1, and he hopes to stay that way.

"The past few years I have been having a lot of ups and downs, but I used that to kind of fuel me," Johnston said postgame. "I had a pretty good game today, so hopefully I can keep that going for the rest of the season."

## Khalil Mack

### Khalil Mack ‘couldn’t give up on that dream’ of winning with the Chargers

By Beth Harris  
Associated Press  
June 11, 2025

EL SEGUNDO, Calif. (AP) — Khalil Mack mulled retirement early in the offseason. It didn’t take long for him to decide to return to the Los Angeles Chargers.

He agreed on a contract extension in March, never becoming an unrestricted free agent.

“Got tremendous leadership here, very familiar with guys already here,” he said Wednesday at minicamp. “It was a no-brainer.”

Mack, who turned 34 in February, is in his 12th season in the league and fourth with the Chargers. Despite nine Pro Bowl selections and a Defensive Player of the Year honor, he has never won a playoff game in five appearances.

“You’re chasing that feeling of wanting to win,” Mack said. “I couldn’t give up on that dream and that goal for myself and the franchise.”

Defensive coordinator Jesse Minter said having Mack return “means everything.”

“Khalil is one of the best ever to do it,” he said.

Mack was at the Chargers facility to train in February and March, setting a tone for his teammates.

“The impact that he had on other people to train at his level is pretty incredible,” Minter said. “For young guys to have him around, it just makes everybody better.”

Around the same time Mack re-signed, the Chargers released defensive end Joey Bosa. He later signed with the Buffalo Bills.

“I texted him the other day saying it was weird not having him in the room breaking the silence with his little awkward jokes,” Mack said.

Second-year cornerback Tarheeb Still influenced Mack’s decision to stay.

## Ladd McConkey

### How the Chargers’ ‘uncoverable’ Ladd McConkey is poised to reach greater heights in Year 2

By Daniel Popper, *The Athletic* | August 18, 2025  
at 7:03 am PT

EL SEGUNDO, Calif. — The Los Angeles Chargers passing offense is going to flow through Ladd McConkey in 2025.

That is not any sort of groundbreaking statement, but it is worth repeating now that the

Chargers are less than three weeks away from their season opener in Brazil.

The receivers around McConkey have garnered quite a bit of attention through training camp and the preseason — from Tre’ Harris to KeAndre Lambert-Smith to Keenan Allen. Monday’s practice, the Chargers’ 21st of camp, was a very loud reminder: This is McConkey’s room. And after breaking franchise records as a rookie, the 2024 second-round pick is poised to reach even greater heights in his second season.

McConkey carved up the Chargers’ reserve defense Monday for six catches, all of them from quarterback Justin Herbert. The Chargers are holding another mock game week this week in practice, as they did last week. So starters on both sides of the ball are facing scout teams composed of backups.

Coach Jim Harbaugh said earlier this camp that McConkey has become “uncoverable” in one-on-one situations. Monday featured example after example of that.

McConkey created separation at all three levels of the field in team drills. His first catch from Herbert went for an explosive gain on an over route in seven-on-seven. Two plays later, he beat defensive back Myles Purchase off the line of scrimmage on a slant route.

Tre’ Harris had six catches for 85 yards, KeAndre Lambert-Smith had two explosive receptions and Luke Grimm had a punt return for a TD.

In 11-on-11, McConkey ran a go route down the left sideline. Herbert identified the coverage and fit a throw in between an underneath cornerback and an over-the-top safety for another explosive gain. Later in that period, McConkey sprinted horizontally on a crossing route. Herbert threw his way again. McConkey waited until he was past a zone defender to flash his hands late and haul in the reception.

McConkey beat safety Jaylen Jones on an out route for his fifth catch of the practice, showing off his sharp and deceptive route running. On his sixth catch, McConkey displayed his down-the-field speed, separating from Purchase on a go route down the left sideline for a deep-ball reception.

The only down moment in an otherwise dominant day from McConkey was a drop in the end zone during red zone 11-on-11. He was wide open again on the play.

Last week, McConkey admitted that his “head’s not spinning as much” compared to his rookie training camp.

“Last year, (I was) trying to figure it out, whether it’s the plays, decisions on your routes, whatever it is,” McConkey said. “Now I have a year under my belt. I know what they’re expecting for me, a little bit more of what Justin expects. So I feel like just being on the same page and just being able to play fast and more free, I think that’s probably the biggest change in my game.”

McConkey missed two weeks of practice earlier in camp with an undisclosed injury. He returned to 11-on-11 drills on Aug. 12. McConkey said after that practice that his focus was on “building everything back up, getting in the swing of things, getting my conditioning back where it needs to be.”

He had some flashes last week, including four catches from Herbert on Aug. 12 and a red zone touchdown catch on Aug. 13. McConkey then started Saturday’s preseason loss to the Los Angeles Rams and had one catch from Herbert for 17 yards.

With Monday’s electric practice, the injury feels firmly behind McConkey.

“Excited to keep building,” he said.

## Jamaree Salyer

### Chargers training camp, Day 10: Jamaree Salyer working with first team after weight-loss ‘journey’

By Daniel Popper  
*The Athletic*  
July 28, 2025

EL SEGUNDO, Calif. — On Jan. 11, the Los Angeles Chargers lost to the Houston Texans in the first round of the playoffs. The next morning, players returned to the facility to clean out their lockers, attend exit meetings, pack their bags and say their goodbyes before leaving for the offseason.

Offensive lineman Jamaree Salyer was heading east to spend time at home with his family in Atlanta. Before departing, though, Salyer had a conversation that might change the trajectory of his football life.

Chargers executive director of player performance Ben Herbert challenged Salyer to lose weight.

“It’s for your career. It’s for you,” Herbert said, as Salyer recalled. “This is what I would like for you, but it’s up to you. It’s your career. You control it. It’s your destiny.”

Those words rang in Salyer’s head as he made sweeping changes to his offseason routine, most notably with his diet. He cut out sweets, sugary drinks, late-night eating — “all the stuff that everybody loves,” as Salyer described it after a training camp practice last week at The Bolt.

From January to July, Salyer lost 35 pounds. He called it a “journey.” According to offensive coordinator Greg Roman, Salyer “made a commitment to being in the best shape he can possibly be.” The transformation is leading to improvement, and Salyer is now making a case to start in 2025.

Monday, Salyer was at left guard in team drills with the starting offensive line. Zion Johnson, who had played exclusively with the first team through the first nine practices of camp, played center with the second team. Bradley Bozeman was the first-team center.

“He’s a different guy when you subtract 35 pounds of bad weight,” Roman said of Salyer. “His ability to move laterally (and) change direction quickly is so much better. ... He’s got some really good playing experience. He’s got good instincts. He’s a big, physical guy that last year, quite frankly, was held back by just the shape he was in.”

Salyer started at right guard in the Chargers' playoff loss. It was his fifth start of the season. He had been primarily a depth piece in 2024 while rotating in periodically in short-yardage situations. Starting right guard Trey Pipkins III was unable to play in Houston because of an injury. Salyer was the next man up.

What started as an immense opportunity turned into a tough, grueling learning experience for the 2022 sixth-round pick.

The Chargers offensive line played its worst game of the season. All five starters allowed at least three pressures. Salyer allowed three, including a sack. At times, he looked overmatched by the Houston front, particularly by veteran defensive lineman Denico Autry. As Roman said, "There were a couple plays he'd like to have back."

Salyer, who is entering the final year of his rookie deal, used that film as motivation.

"Everybody plays bad games," said Salyer, who has started 37 games for the Chargers at guard and tackle. "I looked at it, I learned from it, and I just grew. Obviously, I would love for my best games to be in the biggest moments like that, but sometimes that's life. So, taking a situation like that and not letting the Houston game turn into Year 4, and then 'what the hell happened?' and then the end of your career. That's really my biggest thing."

After a couple of weeks of family time, Salyer got to work. Coming from one of the best college programs in football at Georgia, Salyer has never shied away from training. The key was changing his diet.

Salyer would train in the mornings in the Atlanta heat. "You go outside, you start sweating — for big guys," he quipped. He would eat his first meal at noon after his training session. All meals would come between noon and 6 p.m. After that, he would not eat another meal until the following day at noon. At night, Salyer limited his intake to hydration and some occasional fruit.

From Jan. 12 to April 22, when the Chargers reported for Phase 1 of the offseason program, Salyer lost 25 pounds. He lost an additional 10 pounds after returning to the facility and resuming training with Herbert. Salyer is now playing at 332 pounds.

"A new Jamaree," left tackle Rashawn Slater said.

At the facility, the Chargers use an InBody scanner to measure body fat percentage. Salyer bought one to use in Atlanta and track his progress during the offseason.

Salyer has added lean muscle mass and lost body fat. His conditioning has improved dramatically. Salyer believes it will help him "play better later in games."

"I know I can play, obviously. I can play football," Salyer said. "I never worried about that. It's just a matter of being able to play at a high level for four quarters."

Salyer said he is already seeing results in practice. Instead of focusing simply on making it through the exhausting days of training camp, Salyer can home in on the finer details of offensive line play. His conditioning was a hindrance. Now it is an enhancement.

"I got this play, this rep. I know I can give it my best," Salyer said. "What is my assignment? What do I need to be? Where do my hands need to be, my feet? It allows me to break the game down instead of being like, 'Oh, f—, I'm tired. How do I keep pushing?'"

Salyer is just one example of what can be characterized as the Herb Effect. Herbert has now been with the Chargers for a full offseason, and they are starting to see an impact. Salyer said he has learned the most from Herbert's approach "mentally and psychologically."

"Some things just are, and some things just aren't," Salyer explained. "Life is that simple sometimes. ... You're good or you're not. It was good or it was bad. That's kind of how coach Herb is."

The Chargers have a lot of depth on the interior of their offensive line. Three spots on the line are set. Slater will be at left tackle. Joe Alt will be at right tackle. Mekhi Becton will be at right guard. The other two spots are open. Salyer has planted himself in the mix for the starting left guard job.

"The credit all goes to him," Roman said.

Salyer was challenged, and he accepted.

"I'm proud of where I'm at," he said. "Now it's just maintaining it."