

2025 PHILADELPHIA EAGLES

# GAME NOTES

DECEMBER 8 | SOFI STADIUM





GAME INFORMATION



**PHILADELPHIA EAGLES (8-4)**  
 Head Coach: **Nick Sirianni** (5th Year)  
 Division: NFC East (1st) **Last Game:** L, 15-24 vs. Chi.



**LOS ANGELES CHARGERS (8-4)**  
 Head Coach: **Jim Harbaugh** (2nd Year)  
 Division: AFC West (2nd) **Last Game:** W, 31-14 vs. LV

BROADCAST NETWORKS

**TELEVISION (ESPN)** • **Joe Buck** (play-by-play) • **Troy Aikman** (analyst) • **Lisa Salters & Laura Rutledge** (sideline)



**EAGLES RADIO (94WIP)** • **Merrill Reese** (play-by-play) • **Mike Quick** (analyst) • **Devan Kaney** (sideline)



**EAGLES SPANISH RADIO (Tico)** • **Rickie Ricardo** (play-by-play) • **Oscar Budejen** (analyst) • **David Gerhardt** (commentator)



**NATIONAL RADIO (Westwood One)** • **Kevin Harlan** (play-by-play) • **Kurt Warner** (analyst)



WINNING WAYS

- ▶ Leading the NFC East with an 8-4 (.667) record and holding the No. 3 seed in the NFC playoff picture, Philadelphia travels to Los Angeles to take on the Chargers (8-4) at SoFi Stadium for the first time ever.
- ▶ This game features **Nick Sirianni** (.700, 56-24) and **Jim Harbaugh** (.683, 63-29-1), who rank 1st and 2nd, respectively, among active NFL head coaches in career winning percentage. According to *Elias Sports*, this is the first time two head coaches with 75+ career games and a .680+ career winning percentage met during the regular season since **Mike Ditka** (Chicago) and **Joe Gibbs** (Washington) on 11/13/88.
- ▶ Under **Nick Sirianni's** direction, the Eagles own the 2nd-best winning percentage (.697, 62-27) in the league since 2021 (including playoffs), trailing only Kansas City (.742, 69-24). That includes an NFL-high .788 (26-7) winning percentage since the start of last season.
- ▶ The Eagles lead the league in road winning percentage (.700, 28-12) since 2021, including a 9-3 (.750) mark in their last 12 away games.
- ▶ Philadelphia ranks 1st in the NFC with a .750 (18-6) winning percentage vs. AFC teams since 2021 (including playoffs). That is tied for the 3rd-highest interconference winning percentage in the NFL, with only Buffalo (.792, 19-5) and Kansas City (.786, 22-6) ahead of them.
- ▶ Since 2021, the Eagles have posted a 40-2 (.952) record when winning the turnover battle. That represents the 2nd-best winning percentage in the NFL in those games, trailing only San Francisco (.971, 34-1).
- ▶ Philadelphia also leads the league with a .717 (33-13) winning percentage in one-score games dating back to the 2021 campaign.

SETTING THE STANDARD

- ▶ **Jeffrey Lurie** is the sixth all-time individual owner to win Super Bowls with multiple head coaches, joining Pro Football Hall of Famers **Pat Bowlen**, **Al Davis**, **Edward DeBartolo**, **Jerry Jones** and **Dan Rooney**. He is one of two owners with 300+ wins since 1994 (also **Robert Kraft**).
- ▶ **Howie Roseman** is the fifth general manager to win Super Bowls with multiple QBs, joining a class consisting of Pro Football Hall of Famers **Bobby Beathard**, **Al Davis**, **Ozzie Newsome** and **George Young**. He and Newsome are the only general managers to preside over two Super Bowl victories with a different head coach and QB in each season.
- ▶ Among Super Bowl-winning head coaches, only **John Madden** (.759, 1969-78) and **Vince Lombardi** (.738, 1959-67 and '69) have won at a greater clip than **Nick Sirianni** (.700, 56-24) (6th in NFL history).

SCHEDULE & RESULTS

REGULAR SEASON (8-4)

Thu.	Sep. 4		Dallas Cowboys	W, 24-20
Sun.	Sep. 14	at	Kansas City Chiefs	W, 20-17
Sun.	Sep. 21		Los Angeles Rams	W, 33-26
Sun.	Sep. 28	at	Tampa Bay Buccaneers	W, 31-25
Sun.	Oct. 5		Denver Broncos	L, 17-21
Thu.	Oct. 9	at	New York Giants	L, 17-34
Sun.	Oct. 19	at	Minnesota Vikings	W, 28-22
Sun.	Oct. 26		New York Giants	W, 38-20
Mon.	Nov. 10	at	Green Bay Packers	W, 10-7
Sun.	Nov. 16		Detroit Lions	W, 16-9
Sun.	Nov. 23	at	Dallas Cowboys	L, 21-24
Fri.	Nov. 28		Chicago Bears	L, 15-24
<b>Mon.</b>	<b>Dec. 8</b>	<b>at</b>	<b>Los Angeles Chargers</b>	<b>8:15 p.m. (ESPN)</b>
Sun.	Dec. 14		Las Vegas Raiders	1:00 p.m. (FOX)
Sat.	Dec. 20	at	Washington Commanders	TBD (FOX)
Sun.	Dec. 28	at	Buffalo Bills	4:25 p.m. (FOX)
TBD	TBD		Washington Commanders	TBD (TBD)

POSTSEASON (0-0)

AFC and NFC Wild Card Playoffs	Jan. 10-12
AFC and NFC Divisional Playoffs	Jan. 17-18
AFC and NFC Championship Games	Jan. 25
Super Bowl LX (Levi's Stadium) (NBC)	Feb. 8

NFL RANKINGS

OFFENSE

Category	EAGLES		CHARGERS	
	Stats	Rank	Stats	Rank
Total Offense	304.8	24	346.8	10
Rush Offense	108.5	22	122.1	12
Pass Offense	196.3	23	224.7	12
Points Per Game	22.5	19	23.1	18
3rd-Down Offense %	34.5	28	48.3	2
4th-Down Offense %	64.7	9	60.0	11t
Red Zone Offense %	75.9	1	51.2	23

DEFENSE

Category	EAGLES		CHARGERS	
	Stats	Rank	Stats	Rank
Total Defense	347.2	25	275.3	3
Rush Defense	128.9	24	106.9	13
Pass Defense	218.3	19t	168.3	2
Points Per Game	20.8	9t	21.0	11
3rd-Down Defense %	42.5	25	34.8	4
4th-Down Defense %	30.4	2	54.6	14t
Red Zone Defense %	50.0	4	55.3	11t

MISCELLANEOUS

Category	EAGLES		CHARGERS	
	Stats	Rank	Stats	Rank
Turnover Differential	+5	7t	-1	17
Penalties/Game	7.6	28t	6.7	15t
Penalty Yards/Game	63.8	29	49.8	13





NFC EAST STANDINGS								
Team	W-L	W%	PF	PA	Home	Away	Div	Conf
PHI	8-4	.667	270	249	4-2	4-2	2-2	7-3
DAL	6-5-1	.542	351	342	4-1-1	2-4	3-1	3-4-1
WAS	3-9	.250	262	323	2-4	1-5	1-1	1-6
NYG	2-11	.154	279	367	2-3	0-8	1-3	1-8

AFC WEST STANDINGS								
Team	W-L	W%	PF	PA	Home	Away	Div	Conf
DEN	10-2	.833	284	218	6-0	4-2	2-1	6-2
LAC	8-4	.667	277	252	5-2	3-2	4-0	7-2
KC	6-6	.500	305	232	5-1	1-5	1-2	3-4
LV	2-10	.167	179	308	1-5	1-5	0-4	2-7

**OFFENSIVE NOTES**

- ▶ Philadelphia leads the NFL with a 75.9% red zone TD efficiency, which marks the 4th-best figure by any team through 12 games over the last 10 seasons, behind the 2013 Broncos (80.0%), 2024 Ravens (78.7%) and 2018 Steelers (77.8%). The Eagles (also 1st in NFL with 100% goal-to-go TD efficiency) are the only club since 2000 to produce a 75%+ red zone offense and 100% goal-to-go offense through 12 games.
- ▶ Philadelphia is T-1st in the NFL in fewest offensive turnovers (7).

**DEFENSIVE NOTES**

- ▶ The Eagles have limited opponents to the lowest completion percentage (56.4%) in the NFL. That includes a league-best 39.1% mark in the red zone and a league-best 48.8% mark on third and fourth downs.
- ▶ Philadelphia is tied for 2nd in the league in passing TDs allowed (12), trailing only Denver (11) in that category. The Eagles are the only team that has not given up a TD pass on third or fourth down and they are tied with the Broncos in fewest opponent red zone TD passes (5).
- ▶ Philadelphia has allowed the 4th-lowest opponent passer rating (78.4), behind Houston (74.2), L.A. Chargers (78.1) and Denver (78.2).
- ▶ The Eagles rank 4th overall in red zone defense (50.0%), trailing only Denver (39.4%), L.A. Rams (41.7%) and Minnesota (48.6%). In addition, Philadelphia has allowed the 9th-fewest points per game (20.8, tied), including the 6th-fewest points per game (16.8) since Week 8.
- ▶ Since Week 10, the Eagles have produced the 5th-most takeaways (6) in the NFL, behind L.A. Rams (8), Seattle (8), Arizona (7) and Chicago (7), forcing turnovers in each of the last four contests. The Eagles have logged defensive takeaways in nine of 12 games this season.

**KEY PLAYER NOTES**

- ▶ **Jalen Hurts** ranks 1st among NFL QBs with a 27:5 total TD-to-turnover ratio. His 27 total TDs (19 passing, 8 rushing) rank T-3rd in the league, trailing only **Matthew Stafford** (32) and **Josh Allen** (30) in that category. Hurts also leads the NFL with a 19:2 passing TD-to-INT ratio.
- ▶ **DeVonta Smith** ranks 11th in the NFL with 802 receiving yards, including a league-leading 344 third-down receiving yards. Since Week 5, Smith has the 4th-most receiving yards (644) among WRs, behind **Jaxon Smith-Njigba** (934), **George Pickens** and **Ja'Marr Chase** (707).
- ▶ **A.J. Brown** leads the NFL in receiving yards (242) since Week 12.
- ▶ **Dallas Goedert** ranks T-5th in the NFL (T-2nd among TEs) with a career-high 7 receiving TDs, trailing only **Davante Adams** (14), **Amon-Ra St. Brown** (9), **George Pickens** (8) and **Trey McBride** (8).
- ▶ **Quinyon Mitchell** ranks 2nd among NFL CBs in opponent catch rate (41.9%), behind **Jamel Dean** (41.5%) (min. 40 targets). He also ranks 2nd among CBs in tight windows forced (40.5%) and average target separation (1.8), trailing only **Pat Surtain II** (45.5%; 1.6) in each category (min. 40 targets). Mitchell, who has matched up with the league's top three players in receiving TDs (**Davante Adams**, **Amon-Ra St. Brown** and **George Pickens**), has allowed 0 TDs in 467 coverage snaps.
- ▶ **Zack Baun** is the only NFL player with 90+ tackles (96), 3.0+ sacks and 2+ takeaways (1 INT, 1 FR) during the 2025 campaign.

**TEAM LEADERS**

PASSING YARDS (TDs)			
Jalen Hurts	2,514 (19)	Justin Herbert	2,842 (21)
RUSHING YARDS (TDs)			
Saquon Barkley	740 (4)	Kimani Vidal	543 (3)
Jalen Hurts	329 (8)	Justin Herbert	353 (1)
Tank Bigsby	164 (0)	Omarion Hampton	314 (2)
RECEIVING YARDS (TDs)			
DeVonta Smith	802 (3)	Ladd McConkey	683 (5)
A.J. Brown	699 (6)	Keenan Allen	622 (4)
Dallas Goedert	403 (7)	Oronde Gadsden	534 (2)
Saquon Barkley	259 (2)	Quentin Johnston	525 (7)
POINTS			
Jake Elliott	66	Cameron Dicker	105
Jalen Hurts	48	Quentin Johnston	42
Dallas Goedert	42	Ladd McConkey	30
Saquon Barkley	36	Keenan Allen	24
A.J. Brown	36	Kimani Vidal	24
INTERCEPTIONS			
Jalyx Hunt	2	Donte Jackson	3
Andrew Mukuba	2	Tony Jefferson	3
Several players tied	1	R.J. Mickens	2
SACKS			
Moro Ojomo	4.0	Tuli Tuipulotu	10.0
Zack Baun	3.0	Khalil Mack	4.5
Jordan Davis	3.0	Justin Eboigbe	4.0
Nakobe Dean	3.0	Odafe Oweh	4.0
GROSS PUNTING (NET)			
Braden Mann	50.1 (42.4)	J.K. Scott	49.5 (42.0)
FIELD GOALS (%)			
Jake Elliott	12 (75.0%)	Cameron Dicker	26 (92.9%)





# FRONT OFFICE & COACHING STAFF



**FRONT OFFICE & COACHING STAFF**

**PLAYER BIOS**

**ROSTER BREAKDOWN**

**2025 EAGLES STATISTICS**

**RECORD BOOK**

**NFL STATISTICS**

**OFF THE FIELD**



# JEFFREY LURIE

## CHAIRMAN AND CHIEF EXECUTIVE OFFICER



NFC East Championships: '01 • '02 • '03 • '04 • '06 • '10 • '13 • '17 • '19 • '22 • '24

NFC Championship Games: '01 • '02 • '03 • '04 • '08 • '17 • '22 • '24 Super Bowl Appearances: '04 • '17 • '22 • '24

**SUPER BOWL CHAMPION: 2017 (LII), 2024 (LIX)**

**Jeffrey Lurie** embarks on his 32nd season as Chairman and Chief Executive Officer of the Philadelphia Eagles. Lurie purchased the franchise on May 6, 1994, and instituted an organizational infrastructure that reflects the pride and passion of the region, where tireless work ethic and innovation deeply coincides with consistent results. His commitment to excellence has launched an outstanding era of success, including the first two Super Bowl Championships (**Super Bowl LII** and **Super Bowl LIX**) in team history.

Lurie is the sixth all-time individual owner to capture Super Bowl victories with multiple head coaches, joining Pro Football Hall of Famers **Pat Bowlen**, **Al Davis**, **Edward DeBartolo**, **Jerry Jones** and **Dan Rooney**. Furthermore, he is the fifth individual owner to advance to four Super Bowls while producing two championships in the league's salary cap era (since 1994), along with **Pat Bowlen**, **Clark Hunt**, **Robert Kraft** and **Dan Rooney**.

Today regarded among the most prominent franchises in professional sports, the Philadelphia Eagles began their ascent during the first full year of Lurie's ownership in 1995 and have become a customary presence in the NFL's postseason. The Eagles are one of three teams with four Super Bowl berths (XXXIX, LII, LVII and LIX) since 2004 and lead the NFC (second overall) in conference title games (eight, including six home games) dating back to 2001. Impressively, one third of Philadelphia's seasons since 2001 have resulted in NFC Championship Game or Super Bowl appearances. In addition, the Eagles have delivered 11 of their 13 all-time NFC East Championships since the 2001 campaign, which leads the division in that span.

The Philadelphia Eagles have made the playoffs 19 times under Lurie's stewardship and have totaled the third-most postseason bids since the turn of the century (17), including trips in seven of the last eight seasons. Moreover, including the playoffs, the Eagles have registered the fourth-best winning percentage (.601, 270-179-2) in the NFL since 2000. Lurie is one of two

individual owners with 300-plus wins since 1994 (also **Robert Kraft**).

Lurie's blueprint for success has had a profound impact on the field, leading to a greater overall winning percentage (.570, 312-235-3), more play-off games (37) and more playoff victories (20) than all previous ownership groups combined. That model, however, is not just limited to football, as the Philadelphia Eagles organization has embraced a championship mentality in all aspects of its operations, especially in the community.

### LURIE AUTISM INSTITUTE

A thoughtful and compassionate philanthropist who has family ties to autism, Lurie is dedicated to raising critical funds for the developmental disorder and has leveraged his resources as a professional sports owner to turn autism awareness into action.

In 2025, Lurie and his family donated an unprecedented \$50 million to launch the Lurie Autism Institute in partnership with Children's Hospital of Philadelphia (CHOP) and Penn Medicine. The gift is the largest single donation to U.S. academic medical centers focused on autism research across the lifespan.

Rooted in a collaboration between world-renowned centers in pediatric research and academic medicine, the Institute was established to spark a new era of scientific discovery in autism.

The Lurie family's investment strategically leverages CHOP and Penn Medicine's strengths in autism research and translation to seek answers to the most challenging and important questions around the condition.

By investing in cutting-edge science and the infrastructure to move it forward, the landmark partnership is committed not just to understand autism more deeply, but to transform what's possible for individuals and families worldwide.





In 2025, Lurie and his family donated \$50 million to launch the Lurie Autism Institute in partnership with Children’s Hospital of Philadelphia and Penn Medicine, representing the largest single donation to U.S. academic medical centers focused on autism research across the lifespan.

**Favorite area restaurants:** Amada, Barclay Prime, Estia, Pizzeria Beddia, Suraya, Tequilas, Vernick, and Vietnam ... **Favorite Philadelphia breakfast spot:** Honey’s Sit N Eat ... **Favorite music:** Ranges from The Doors to Bob Marley to Shakira ... **First concert attended:** Beach Boys ... **Favorite player growing up:** Bobby Orr ... **Favorite all-time movies:** *The Great Escape*, *The Godfather Part II*, *Silver Linings Playbook*, and *Lion* ... **Favorite all-time TV shows:** *Hogan’s Heroes*, *The Fugitive*, and *24* ... **Favorite recent movies and TV shows:** *Coda*, *Summer of Soul*, *Extraordinary Attorney Woo*, and *My Octopus Teacher* ... **Favorite books:** *When Breath Becomes Air*, *The Kite Runner*, and *Sapiens: A Brief History of Humankind* ... **Favorite dog breeds:** Bernese Mountain Dog, Golden Doodle, and Wheaten Terrier

Powered by Penn Medicine and CHOP’s long history of partnering on transformative breakthroughs for the care of both children and adults, the Institute is poised to make fresh discoveries and aims to be a global epicenter for scientists, clinicians, families, students, and donors.

**EAGLES AUTISM FOUNDATION**

In 2019, Lurie launched the team’s philanthropic arm, the Eagles Autism Foundation, which has raised more than \$40 million for cutting-edge autism research and care programs.

Through the Eagles Autism Foundation, the organization is viewed as an international resource for the autism community. Most notably, the Eagles Autism Challenge presented by Lincoln Financial, the Foundation’s annual cycling and 5K run/walk event, contributes 100 percent of the participant-raised funds toward groundbreaking and exploratory work in the field of autism, including a record \$10 million-plus in 2025.

To ensure the most transformational projects are being supported, Lurie organizes an internationally recognized peer review panel each year to evaluate and approve submitted proposals. A total of 169 research projects and community grants have been funded to date.

The Eagles were one of the first sports franchises in the country to build a state-of-the-art sensory room in their stadium, Lincoln Financial Field, which is certified as sensory inclusive thanks to a partnership with KultureCity. The Eagles also became the first professional sports team to partner with Popcorn for the People, a nonprofit organization devoted to creating meaningful employment for those with autism and developmental disabilities.

Lurie was presented the Commitment to Cures Award by the American Brain Foundation in 2019 for his ongoing work to find cures for neurodevelopmental diseases and disorders.

Lurie is a director of the Nancy Lurie Marks Family Foundation, which commits significant resources to autism research and education. He also established the Lurie Family Foundation to strengthen efforts toward autism research.

**CHAMPIONS IN THE COMMUNITY**

Under Lurie’s ownership, the Philadelphia Eagles’ dedication to serving the community has manifested in a variety of ways, as the organization continues to set a powerful example within professional sports.

In 2022, the Eagles Girls’ Flag Football League was launched to promote and increase participation across all sports for young girls and women. What

**EAGLES IN THE SUPER BOWL**

The Philadelphia Eagles are one of three NFL teams with four Super Bowl appearances (XXXIX, LII, LVII and LIX) since the 2004 season, joining the New England Patriots (seven) and Kansas City Chiefs (five) in that span.

**MOST CONFERENCE TITLE GAMES SINCE 2001**

Rk	Team	Total
1.	New England Patriots.....	13
2.	<b>Philadelphia Eagles</b> .....	<b>8</b>
3t.	Kansas City Chiefs .....	7
	San Francisco 49ers .....	7
5t.	Green Bay Packers .....	6
	Pittsburgh Steelers.....	6

**MOST NFC EAST CHAMPIONSHIPS SINCE 2001**

Rk	Team	Total
1.	<b>Philadelphia Eagles</b> .....	<b>11</b>
2.	Dallas Cowboys.....	7
3t.	New York Giants .....	3
	Washington.....	3



originally started with 16 schools from the Philadelphia Public and Catholic Leagues now features more than 1,600 girls throughout the eastern side of Pennsylvania. After being designated as an emerging sport in the Commonwealth in 2023, girls' flag football was declared an officially sanctioned sport in Pennsylvania at the high school level in September 2024. As part of an ongoing commitment to increase access to girls' youth sports, the Eagles became the first NFL club to launch an innovative sports bra line – FLY:FWD – designed specifically for young girls and women competing in sport.

In response to the COVID-19 pandemic, the Eagles contributed \$1 million in donations to help relief efforts in Philadelphia, focusing on providing critical assistance to the well-being of essential healthcare workers and their families, as well as supporting local businesses. The Eagles also hosted numerous community blood drives and vaccination clinics at Lincoln Financial Field. Additionally, Lurie personally donated \$1 million to Penn Medicine to establish the COVID-19 Immunology Defense Fund.

The Eagles Social Justice Council, which is a committee comprised of select players and team staff, has awarded more than \$2.6 million to local organizations focused on anti-gun violence efforts, education, mentorship, criminal justice reform, reentry programs and workplace development.

Lurie was recognized by the Fritz Pollard Alliance with the Paul "Tank" Younger Award in 2018, which is annually granted to an NFL executive, coach, or owner who promotes gender and racial diversity. As a result of his efforts to foster civic responsibility throughout the organization, Lurie was the recipient of the Torch of Liberty Award conferred by the Anti-Defamation League of Philadelphia and was honored by Philadelphia's Operation Understanding, an acclaimed group that advances interracial harmony among future leaders of the African American and Jewish communities.

Go Green, a groundbreaking initiative launched by the Eagles in 2003, aims to reduce the organization's footprint on the environment and creates programs that improve quality of life in the Philadelphia area. Lincoln Financial Field is one of only two previously constructed NFL stadiums to achieve Platinum status – the highest of all LEED certifications – and the only one that is more than 10 years old. Lincoln Financial Field has earned three levels of accreditation from USGBC, going from LEED Silver in 2013 to LEED Gold in 2018 to LEED Platinum in 2024. On top of that, the Eagles became the first professional sports team in the world to receive the prestigious ISO 20121 Event Sustainability Management System certification.

The Eagles have conducted community-changing playground builds in Philadelphia since 1997, maintaining a belief that every child deserves a safe place to play and learn. Each year, the entire organization – players, coaches, and staff – contributes to the installation of a large play structure, a mini-turf field, colorful murals, and mosaic tables at a designated playground.

One of Lurie's first philanthropic endeavors was the creation of the Eagles Youth Partnership in 1995. For 20 years, the organization's charitable wing served more than one million at-risk children in the Philadelphia region, focusing on health and education programming. In 2015, Lurie oversaw the Eagles Youth Partnership's transition to the Eagles Charitable Foundation. Its signature program, the Eagles Eye Mobile, today provides children with greater access to vision care in partnership with Vision To Learn.

In 2011, in acknowledgment of their community efforts as well as their Tackling Breast Cancer and Go Green campaigns, the Eagles were presented with the coveted Sports Team of the Year Award by *Beyond Sport*.

**PROGRESSIVE LEADERSHIP**

Widely considered one of the most progressive owners in professional sports, Lurie embraces innovative thought. His commitment to enhancing every element of the organization through forward-thinking decisions has been a hallmark of his tenure as Chairman and Chief Executive Officer.

Lurie invests in both people and ideas. Throughout his ownership, he has gone beyond traditional football practices by focusing on infusing talented individuals from other industries into the Eagles' business operations. As a result, the Philadelphia Eagles have become a leader in professional sports with regards to gender diversity in the workplace.

The Eagles' organic effort toward staying ahead of the curve and mining for value where others may not see it has also been fundamental to the foot-

**MOST PLAYOFF APPEARANCES SINCE 2000**

Rk	Team	Total
1t.	Green Bay Packers .....	18
	New England Patriots.....	18
<b>3.</b>	<b>Philadelphia Eagles .....</b>	<b>17</b>
4t.	Baltimore Ravens.....	16
.	Pittsburgh Steelers.....	16

**MOST PLAYOFF VICTORIES SINCE 2000**

Rk	Team	Total
1.	New England Patriots.....	30
<b>2.</b>	<b>Philadelphia Eagles .....</b>	<b>20</b>
3t.	Baltimore Ravens.....	18
	Kansas City Chiefs.....	18
5t.	Green Bay Packers.....	15
	Pittsburgh Steelers.....	15

**HIGHEST WINNING PERCENTAGE SINCE 2000**

Rk	Team	W-L	Pct
1.	New England Patriots.....	311-148.....	.678
2.	Pittsburgh Steelers.....	276-166-3.....	.624
3.	Green Bay Packers.....	274-171-3.....	.615
<b>4.</b>	<b>Philadelphia Eagles .....</b>	<b>270-179-2.....</b>	<b>.601</b>
5.	Baltimore Ravens.....	268-180.....	.598

(including playoffs)

**MOST WINNING SEASONS SINCE 1995**

Rk	Team	Total
1.	New England Patriots.....	24
2t.	Green Bay Packers.....	23
	Pittsburgh Steelers.....	23
<b>4t.</b>	<b>Philadelphia Eagles .....</b>	<b>20</b>
	Indianapolis Colts.....	20
	Kansas City Chiefs.....	20
	Seattle Seahawks .....	20



ball team's success over the years.

In 2021, Lurie hired a 39-year-old first-time head coach in **Nick Sirianni**. Sirianni became the first head coach in NFL history to start their career with four consecutive postseason appearances, including two conference titles and a Super Bowl Championship, defeating the Kansas City Chiefs in **Super Bowl LIX**. The only Eagles head coach with multiple Super Bowl berths (LVII and LIX), Sirianni also registered the second-most wins ever by an NFL head coach through their first four career seasons, including franchise-record-breaking 14-3 campaigns in 2022 and 2024.

**Doug Pederson** was hired by the Eagles as a first-time head coach in 2016. In his second season at the helm, Pederson led the team to its first Super Bowl Championship in franchise history when the Philadelphia Eagles outdueled the New England Patriots in **Super Bowl LII**.

In 1999, Lurie found a match with former Green Bay Packers quarterbacks coach **Andy Reid**, who at 40 years old took on a lead role for the first time in his career and was the second-youngest head coach in the NFL at the time of his hiring. Reid enjoyed a 14-year stay with Philadelphia (franchise record) and became the winningest head coach (140-102-1, .578 – including playoffs) in Eagles history. Named the 2002 *Associated Press* NFL Coach of the Year, Reid led the team to nine postseasons, which included five conference title games and an appearance in Super Bowl XXXIX.

Lurie's first head coaching hire, **Ray Rhodes**, came to Philadelphia in 1995 as just the third African American head coach in modern NFL history. In his first season with the Eagles, Rhodes guided the team to a 10-6 record and playoff berth and earned *AP* NFL Coach of the Year honors.

Lurie is the fourth individual owner in NFL history to have three different head coaches reach the Super Bowl. Overall, each of his first five head coaching hires have earned postseason trips within their first two seasons.

Lurie currently serves on numerous NFL committees, including the Finance Committee, Media Committee, and International Committee.

### **BUILDING A NEW HOME**

After purchasing the Eagles, Lurie recognized that the organization's facilities needed a total reconstruction, which required the design and relocation of its office headquarters, practice facility, and stadium. He immediately committed to providing the franchise with everything it needed to succeed and constructed two state-of-the-art facilities in South Philadelphia – the NovaCare Complex (2001) and Lincoln Financial Field (2003).

Although Lincoln Financial Field was erected to house its main tenant, the Philadelphia Eagles, Lurie also created a destination that could hold a wide variety of events. Fittingly, the first ticketed event at the new stadium was a soccer match between Manchester United and FC Barcelona in August 2003, followed by a Bruce Springsteen concert soon after.

Since then, Lincoln Financial Field has evolved with an ever-changing entertainment landscape and underwent a two-year, \$125 million revitalization in February 2012. Over the years, the venue has hosted high-profile events, including sold-out concerts, international soccer matches, WrestleMania XL, the Army-Navy game, NHL Stadium Series, NCAA Men's Lacrosse Championships, Monster Jam, Temple University football, and many other marquee events. In 2026, Lincoln Financial Field will have the distinguished honor of serving as one of 16 North American venues to host the FIFA World Cup.



### **FILM CAREER**

Prior to purchasing the Philadelphia Eagles, Lurie joined General Cinema Corporation, a major movie theater company founded by his grandfather, Philip Smith. Two years later, he started Chestnut Hill Productions and produced a variety of films. In 2008, Lurie established Screen Pass Pictures and served as an executive producer of *Inside Job*, the 2010 documentary film, which earned the Academy Award for Best Documentary Feature, and *Inocente*, which earned an Academy Award for Best Short Documentary in 2013. More recently, Lurie formed Play/Action Pictures to produce socially impactful documentary films, including *Apocalypse in the Tropics* (2025), *The League* (2023), *Summer of Soul (Or, When the Revolution Could Not Be Televised)* (2021), *The Meaning of Hitler* (2020), *MLK/FBI* (2020), and *Totally Under Control* (2020). *Summer of Soul* earned the Academy Award for Best Documentary Feature in 2022, along with a Peabody Award and GRAMMY award for Best Music Film.

### **PERSONAL**

Lurie's passion and love of sports began when he was a young boy growing up outside of Boston. Lurie became an avid fan of the NFL after watching the first-ever sudden-death overtime NFL Championship between the Baltimore Colts and New York Giants with his father in 1958. Prior to entering business, Lurie served as an adjunct assistant professor of social policy at Boston University.

He earned a B.A. from Clark University, a master's in psychology from Boston University, and a Ph.D. in social policy from Brandeis University. Lurie served as Clark University's commencement speaker to the graduating class in May 2019.

Born on September 8, 1951, Lurie has two children and a dog named Sydney. He resides in the Philadelphia area with his wife, Tina. In his free time, he enjoys traveling, golfing, tennis, movies, music, and discovering great restaurants.



Street & Smith's

# SBJ SPORTS BUSINESS JOURNAL

## JEFFREY LURIE HAS BUILT THE PHILADELPHIA EAGLES INTO A MODEL NFL FRANCHISE

By Ben Fischer

Monday, September 1, 2025



Jeffrey Lurie is not a talker.

Yet on May 21, the owner of the Philadelphia Eagles found himself in a hotel outside Minneapolis, holding court at an NFL meeting for nearly an hour in defense of his team's brutally efficient "Tush Push" short yardage play in the face of the league's attempt to ban it.

Blending the fervor of a diehard Birds fan and an academic's analysis of the purported health risks — with a sprinkling of R-rated imagery — Lurie made his case. He didn't just count on himself; he enlisted recently retired Eagles center Jason Kelce to bolster his argument.

Just as he had in Super Bowl LIX three months earlier, Lurie won. Having entered the day reading reports that the measure would pass, Lurie and Kelce convinced nine other teams to join them in blocking the ban. It was vintage Lurie.

*"He doesn't speak to hear himself talk, and when he does speak, people listen," said MIAMI DOLPHINS CEO TOM GARFINKEL, whose team supported the Eagles. "He chooses his moments to opine on things selectively. He's very smart and rational, and I think he's an innovative thinker. He's able to look at things from a different angle, and ask questions to get people to think about things a little bit differently."*

Lurie, who turns 74 four days after Philadelphia opens the defense of its title with a game against the Cowboys, enters the 2025 season with a second Super Bowl title in eight seasons and with a growing, if still underrated, leadership voice in league affairs.

In terms of raw business influence, he's not on the same level as NFL contemporaries such as Robert Kraft or Jerry Jones. He gives few interviews, chairs none of the powerful ownership committees and hasn't branched out into other sports, agencies or real estate plays that would expand his empire and, thus, his prominence.

But his teams are so consistently successful that competitors and colleagues feel an imperative to emulate his actions, and his principles, humility and warmth have made him a subtle power player.

"I owe everything to the success of the NFL," Lurie said after training camp practice one afternoon last month. "There's a gratitude there that you're part of something very, very special in America. And I want to reward that specialness with doing what's best for the league."

Among the photos that pepper Lurie's office at the team's headquarters, his favorite is not of himself, or even the Eagles. It is a black-and-white image of Red Auerbach and his Boston Celtics players in a celebratory locker room.

For a man who wants to win games and make a mark on his community, Auerbach, who won nine NBA titles in his last 10 seasons as a coach, is the gold standard Lurie is chasing.

"It's just an inspiration," said Lurie, who grew up in Boston as a rabid sports fan. "They accomplished something that will never be accomplished again in our lifetime. And he put the first all-Black starting five on the floor, and hired the first Black head coach [Bill Russell] in a very racially segregated city."

Lurie's childhood was one of privilege, but it was not perfect. His grandfather, Philip Smith, founded General Cinemas Corp., one of the largest movie theater chains in the country at that time, and his uncle, Richard A. Smith, was its CEO.



His brother, Peter, has dealt with autism all his life, which made a profound impact on Jeffrey.

Sports were a big part of Lurie's upbringing — his family had Patriots season tickets dating to the team's debut in the American Football League in 1960 — and remained central to his life. Once, a well-worn story goes, he was traveling in Mexico and checked into a hotel for the sole purpose of watching a Patriots playoff game.

Lurie graduated from Clark University, got his master's at Boston University and earned a doctorate in social policy from Brandeis University — making him the only NFL principal owner with a Ph.D. He joined the family business for a couple of years, but in 1985 he founded Chestnut Hill Productions. He has since won three Academy Awards with his documentary production shop Play/Action Pictures for films focusing on political and cultural subjects, most recently in 2022 for "Summer of Soul," about the 1969 Harlem Cultural Festival.

Lurie's family fortune (Bloomberg now values his personal net worth at \$7.9 billion) allowed him to make a run in 1993 at buying his hometown Patriots, but was outbid by Kraft. The next year he closed a deal to buy the Eagles from Norman Braman for \$185 million. "This guy," Braman told Cowboys owner Jerry Jones, "is really passionate about wanting to get involved."

Indeed, a few months later, the Philadelphia Daily News called Lurie a "super fan." It was framed as a concern that the new owner would make impulsive, emotional decisions.

More than three decades later, those fears have abated, even if Lurie is still the same fan he always was. "Totally," he said. "I mean, it still drives everything."

In fact, Lurie still leans on his past as a Boston fan to understand when it is time to put emotions aside and make sound business decisions.

"Growing up as a kid in Boston with the Red Sox, they made a lot of popular decisions and usually they weren't the right decisions," he said. "The Celtics used to make unpopular decisions and operated at a much higher level, and I learned from that."

Lurie was tested early. In his first six seasons as owner, the Eagles went 41-54, with just one playoff victory under coaches Rich Kotite and Ray Rhodes. Lurie was still figuring out the culture, he said, and had trouble recruiting because of the facilities.



"It wasn't smooth," Lurie recalls. "Initially, when I first wanted to hire a head coach in 1995, I couldn't hire my top candidates because the fan base and the city were great, but we were in Veterans Stadium in terrible conditions, office-wise, practice-wise, field-wise."

In 1999, however, he found Andy Reid — the quarterbacks coach for the Packers who had never been a head coach or coordinator at any level. It was the first time, and certainly not the last, that Lurie made a somewhat puzzling move that appears genius in hindsight.

By February 2005, the Eagles were playing in the Super Bowl, and both the NovaCare Complex team headquarters and Lincoln Financial Field had opened. Culture, like the facilities, has not been a problem since.

In the past 25 seasons, the Eagles have won 11 NFC East titles, an NFC-best four conference crowns and two Super Bowls, and done it all despite cycling through five head coaches and seven starting quarterbacks.

*"They've had a lot of success under a lot of different people and a lot of different formats, and that points back to ownership rather than the individual people," said RAMS PRESIDENT KEVIN DEMOFF.*

Despite the influence he wielded that morning in Minneapolis, Lurie has no desire to be on the level of Kraft or Jones, who play a significant role in every league matter.

"I don't want to ever be seen in that light," he said. "I just want to do what I think is right. I want to be completely independent. If you want to be in that sort of light, then you probably should volunteer to be chairman of committees. I have no interest in [that]."

Instead, Lurie wields his power differently. He's a member of the finance, media and international committees, and has served on three others in the past. But he's never been a chairman, and he says he wants to spend most of his time on the football team, autism research and his film career.

When asked if becoming a committee chairman would threaten his independence, Lurie doesn't answer directly. But insiders say he's at his best when he's speaking from the perspective of someone who's not working on NFL policy full time.

"He always has a nuanced perspective that seems like it takes into account what all these fans who love our game would say, or certainly what fans in his city would say, versus a more myopic conversation that we can all get into when we sit in league meetings too long," Demoff said.

Speaking privately, insiders familiar with sensitive ownership political dynamics describe Lurie as a "glue guy" — not the owner to move the room on sheer force of will, but one who is successful, widely liked and always makes people think.

*"Jeffrey's a good partner," said BROWNS OWNER JIMMY HASLEM. "He's very smart, he's a good contributor and he cares deeply about the league. He's got good business instincts."*

PGA Tour CEO Brian Rolapp, who worked at the NFL and reported to Lurie and the media committee for more than 20 years, said Lurie could be counted on to stand up for his own fans. That was important, he said, when the league

expanded flex scheduling and started to be more aggressive in pursuing new or uncommon game windows, such as Black Friday in 2023 and Christmas Day in 2024. Both moves greatly enhance the value of NFL media rights, but challenge live-game attendees.

*"He made sure we didn't forget about season-ticket holders, even though he sits on the media committee and knows what that part of it means," said PGA TOUR CEO BRIAN ROLAPP. "Candidly, this is a guy who doesn't have a lot of trouble selling season tickets, but he doesn't think that way. He's very loyal to those fans in that market."*

In his many years on the powerful finance committee, Lurie advocated for several major changes to NFL ownership and financial policies he felt were holding the league back. One was the long-standing ban on cross-ownership — that is, NFL owners buying other pro sports teams in NFL cities — which the league removed in 2018. Another was pressing for more relaxed debt limits, which have quadrupled from \$200 million to \$800 million in five years.

When the league created a committee to study the feasibility of letting private equity take stakes in teams, Lurie wasn't a member, but he nevertheless played a key role in getting the measure approved. "Jeffrey, early on, understood what we were trying to do," said Haslam, who was on the committee. "He grasped that earlier than many. He was one of the first to jump on that bandwagon."

Lurie has since sold two stakes in the Eagles at valuations of \$8.1 billion and \$8.3 billion, respectively, neither to private equity firms. He and his family still own 84% of the franchise and he's not expecting to divest further, believing the league still has plenty of appreciation runway left.

"I'm very bullish on the next decade. We're going to have an enormous amount of capital chasing viewership," Lurie said of upcoming media rights talks; the league can opt out of its current deals after the 2029 season, and there will be no shortage of suitors. "That's not the issue. There's going to be companies left out. Which, you know, is great for the content holders. But where you're vulnerable is if you start to lose the ability to have the game be as outstanding as it is. And it can get better."

Instead, his concern relates to quality of play and competitive balance. The salary cap is no longer sufficient by itself to ensure economic parity in an era when there's a growing disparity in cash resources among NFL owners, he said. The private equity rules and relaxed debt limits help cash-poor owners stay competitive while their wealthier brethren are more able to exploit loopholes in the cap.

"For me, the most important thing is the quality of the game, and the absolute concentration on anything that is favoring any particular capital structure," he said. "Fairness among the 32 is what separates the NFL from English Premier League, NBA, NHL and MLB, in particular."

When discussing league policy, Lurie comes back repeatedly to officiating. He doesn't deny it's personal. In Super Bowl LVII in 2023, the Eagles were on the wrong end of a controversial defensive holding call late in the fourth quarter that helped the Chiefs run out the clock before kicking the game-winning field goal in a 38-35 final. "I'm still bitter about not winning that game because of a call that got made," he said. Lurie calls bad officiating a threat to fans' basic enjoyment of the sport and says training officials must be a top priority.

"It's a vulnerability in the league," he said. "It's probably a vulnerability in every league, but the NFL is so watched, and so easily replayed. You just don't want to see games turn on either the misallocation of a resource, a flag — like, why are you throwing it there and not 20 other times in the game? — or just improper visual decision-making."

Lurie's own decision-making is informed by his humility. "He's a continuous learner," said the Dolphins' Garfinkel. "He's curious and asks great questions and thinks deeply and critically."

At the end of the 2014 season, in which the team went 10-6 for the second straight year, then-head coach Chip Kelly asked for control of the roster, effectively asking Lurie to demote general manager Howie Roseman. Lurie consented, but didn't want to alienate Roseman, whom he'd identified as a rare talent who could contribute to the team for decades.

Lurie's solution was to promote Roseman by title, making him executive vice



president of football operations, but taking him out of the personnel division. Amid a difficult season in 2015, Lurie fired Kelly and Roseman regained roster control. In February 2018, the Eagles won their first Super Bowl.

“We’re very proud of that, probably more than anything,” Lurie says today of executing that delicate front office dance. “It was the hardest management task I’ve ever had, because I wanted Howie to be the outstanding potential general manager that he has become. He needed a year, almost a gap year, so why not use it that way? And we learned more about Chip, and it was a no-brainer.”

Before Lurie made the move back to Roseman, he told his close friend, Philadelphia Phillies owner John Middleton of his intentions. Middleton asked why, and Lurie replied: “I always make notes in our meetings about which player every person is recommending. And when I tracked that over time, I realized that Howie was consistently the most accurate predictor of football talent and who we should draft and who we should trade.”

Middleton called it a business-school-worthy case study: “That’s exactly what a great CEO does. First of all, it’s based on facts — it’s not, ‘I like Howie better.’ It’s based upon the results, but the results are precise, they’re detailed, they’re measured, they’re objective.”

That’s hardly the only time Lurie’s academic approach has been reflected in how he runs the Eagles. He describes his target culture as one that embraces risk, avoids “recency bias” and “reductionist thinking” and grounds all decisions in analysis, data and good processes. In that context, humility is baked into the good processes concept. “We always want to recover from a bad decision,” he said. “Admit it and move on and try to rectify it, as opposed to letting it carry on.”

Nor is Lurie shy about looking to where the sport is going and acting accordingly. That’s one reason Julian Lurie, his 30-year-old son and one of two children from his first marriage, serves on the league’s Future of Football Committee. Jeffrey has not formally appointed Julian as his heir, but Julian does strategy work for both the business and football operations sides of the house, a role meant to groom him for high-level oversight.

Throughout the organization, Lurie gives his staff permission to take chances. Perhaps the best example came in the 2020 NFL Draft. Oklahoma quarterback Jalen Hurts was available in the second round. The Eagles were considering taking him, even though then-franchise QB Carson Wentz had turned in four straight strong seasons and was only 28 years old.

Lurie, just two years removed from watching Philadelphia’s backup quarterback, Nick Foles, lead the team to victory over the Patriots in Super Bowl LII, thought the upside of Hurts paying off far exceeded the downside of him not.

“You’re the one who always talks about the most important position in sports,” Lurie told his GM. “Now you’re in the moment — are you going to be consistent with your vision and your values?”

Roseman took Hurts. By season’s end, Hurts had replaced Wentz as the starting QB and has since guided them to two Super Bowl berths, while Wentz is now on his fifth team in as many years.

“That was huge for me in my growth, to take this aggressive move,” said Roseman. “You don’t feel like, if there’s a move where the process was right but the result isn’t right, that you’ll be second-guessed.”

President Don Smolenski, who joined the Eagles in 1998, said Lurie’s questions tend to revolve around the decision-making process and ensuring all alternatives are considered.

Lurie is a night owl and Smolenski is an early riser, so sometimes texts go unanswered for a few hours until Smolenski wakes up. Unlike some hard-driving senior executives and owners, that’s OK with Lurie, Smolenski said. “Now if the phone rings, then I need to answer that phone, but that’s very rare,” he said.

*Putting trust in his employees is another sign of his humility, says PHILLIES OWNER JOHN MIDDLETON. “If you met him and did not know what he does, you would just think he is an ordinary person,” Middleton said. “It’s what allows him to acknowledge that others can know more about an issue than he does, and let them make the decision.”*

With the “Tush Push” still in play and star running back Saquon Barkley and head coach Nick Sirianni signed to contract extensions this offseason, the pieces are in place for the Birds to continue flying high. Nor are there any pressing concerns about a new stadium, as the team’s lease on Lincoln Financial Field runs through 2032, although the Eagles did send a survey about the stadium situation to fans this summer. The current location, situated as part of the South Philadelphia Sports Complex, “is very good,” says Lurie, “but that doesn’t mean we can’t find a location within 20 minutes that could also be very good.”

Stability, though, must not be mistaken for complacency. In fact, Lurie knows his most important task this season is setting a tone that keeps his organization focused on the next title, not the last one. That means, he said, “I have to wake up humble every single day.”

That’s easier said than done, and not just because he spends the summer waking up in a waterfront mansion on Martha’s Vineyard before taking a 45-minute private flight to training camp in South Philadelphia.

The spoils of the Eagles’ success are everywhere, and impossible to miss. Take a day in mid-August, when Lurie walked down the stairs from the team’s executive offices toward the practice field. The first staffer he ran into was carrying a Lombardi Trophy.

A few minutes later, he was on the field with Haslam, watching their teams’ joint practice three days before an exhibition game. “We looked good,” Haslam told Lurie about Cleveland’s 30-10 win against the Panthers the prior week. But, Haslam told Lurie, he warned his team that Philadelphia was a bigger challenge: “Next week we play the varsity squad.”

The compliments are appreciated, but come with a warning. “My biggest concerns are always any sign of self-entitlement or overconfidence on the part of executives, coaches and players,” he said. “What gives us a chance to be very good, consistently, is humility and team-oriented gratitude. Those are the things you’ve got to absolutely maintain after you win the Super Bowl. It’s harder to do, but it’s very important culturally.”

Lurie certainly has no difficulty balancing his priorities. “Trying to, obviously, be as successful as possible on the football field is No. 1,” he said, but his “quiet goal” has long been to make a health condition synonymous with the franchise, much as his boyhood Red Sox have long done with fighting cancer through the Jimmy Fund.

In 2019, Lurie created the Eagles Autism Foundation, which has since raised \$40 million and has camera-visible signage in both end zones at Lincoln Financial Field. In June, he made his biggest philanthropic splash yet: \$50 million to fund a new joint venture of Penn Medicine and Children’s Hospital of Philadelphia. The Lurie Autism Institute will be the first autism-focused institute to pool expertise from an advanced pediatric institution and an adult medicine organization with world-class research and therapeutic bona fides.

*“It’s something he should be proud of,” said DR. DAN RADER, the institute’s startup interim director. “His approach to collaboration — and seeing that it’s essential that collaboration exists and be tangible, and not just lip service — really made a difference in making it happen.”*

Back at practice, Lurie’s collaborations make time for the past, the present and the future. He tells former safety Malcolm Jenkins and the family of 1950s star Bucko Kilroy about their additions to the team’s hall of fame. He meets with Roseman to consider pending trades. Then he checks with Smolenski and Julian on any subjects that need discussing.

That night he will return to Martha’s Vineyard, and the next day, Lurie will golf with a friend, former President Barack Obama. Later that day, there will be a public birthday celebration for his wife, Tina, where the Lombardi Trophy will be displayed for curious guests. But it’s the last time for any mention of Super Bowl LIX.

“I do take pride in the 25 years of consistency, and the competitiveness and the success, but it just means we’ve made a lot of great decisions, and we have a great culture,” Lurie said. “But we’ve got to do that continually. Don’t rest on it.”



## DON SMOLENSKI

### PRESIDENT

NFL Experience: 28th Year (28th with Eagles)  
College: Amherst College Hometown: Pittsford, NY



**SUPER BOWL CHAMPION: 2017 (LII), 2024 (LIX)**

**Don Smolenski**, now in his 28th season with the organization, was named team president in 2012 after originally joining the team in 1998 as chief financial officer. He served as senior vice president, chief financial officer from 2001-10 and then as the team's chief operating officer from 2010-12.

As president, Smolenski directs the club's business and strategic efforts, including sales, marketing, communications, and operations. He has played a key role in significant projects from the construction of Lincoln Financial Field to the club's internationally recognized environmental and philanthropic programs.

Smolenski has infused energy and creativity throughout the organization with his engaging leadership style. In 2024, he was recognized by the Philadelphia Inquirer's Top Workplaces program in the special awards category for leadership and, in 2015, was named to the Most Admired CEOs list by the Philadelphia Business Journal. Under his direction, the Eagles have been a Top Workplace in 2012, 2014, 2016, 2018, 2020, 2022, and 2024.

Smolenski and the Eagles have celebrated two Super Bowl victories during his time as team president. The Eagles captured their first Lombardi Trophy after defeating the New England Patriots, 41-33, in **Super Bowl LII**, followed by a win over the Kansas City Chiefs, 40-22, in **Super Bowl LIX**.

In his first year as president, Smolenski spearheaded a two-year, \$125 million Lincoln Financial Field revitalization project that added 1,600 seats, HD video boards, and graphics paying tribute to the team's history. In 2019, Smolenski's leadership was instrumental to the Lincoln Financial naming rights extension, which stands as one of the longest stadium naming rights relationships in the NFL. Over the years, Lincoln Financial Field has hosted high-profile events, including sold-out concerts, national and international soccer matches, the NCAA Lacrosse Championships, the Army-Navy Game, the NHL Stadium Series, WrestleMania, Monster Jam, Temple University football, and more. In June 2022, Lincoln Financial Field was selected as a FIFA World Cup 2026 host venue, becoming one of 16 stadiums across the United States, Canada, and Mexico to earn the prestigious honor.

Smolenski plays an important role in the team's environmental initiatives. As a result of their Go Green program, which features the NFL's largest solar array with 10,456 panels, the Eagles have emerged as a leader in environmental stewardship. Lincoln Financial Field is LEED Platinum certified and the Eagles are the first professional sports team to earn ISO 20121 certification.

In 2018, Smolenski helped launch the Eagles Autism Challenge, a one-day bike ride and family-friendly 5K run/walk dedicated to raising funds for cutting-edge autism research and care programs. In 2019, the team's signature fundraising event expanded and led to the formation of the Eagles Autism Foundation, a new charitable endeavor that unified the team's various autism activities into one organization. Through its mission to turn autism awareness into action, the Eagles became one of the first sports franchises to build a state-of-the-art sensory room in its home stadium, have partnered with organizations to help combat the unemployment rate in the autism community, and have even leveraged home games and open practices to drive critical funds. The Eagles Autism Challenge celebrated a record-breaking year in 2025, raising more than \$10 million for the cause and bringing the total raised to \$40 million-plus since 2018.

As an extension of the team's ongoing inclusion efforts, the Eagles launched the state's first girls' high school flag football league in 2022. The

program, which started with 16 schools and now features 1,600 participants throughout the eastern side of Pennsylvania, contributed to the PIAA's decision to designate girls' flag football as an emerging sport in Pennsylvania. In September 2024, history was made when the PIAA declared high school girls' flag football an officially sanctioned sport in the Commonwealth.

Building on Smolenski and the team's support around young female athletes, the Eagles forged a partnership with Operation Warm to address the lack of access to essential sports equipment for girls. It led to the formation of a new sports bra line called FLY:FWD, ensuring girls of all ages and backgrounds are properly outfitted for competition.

In 2013, Smolenski helped launch the Eagles Care initiative, which has fostered strategic partnerships with 30 area-based nonprofits in an effort to help strengthen the core work of each charitable organization.

In addition to his leadership roles within the Eagles organization, Smolenski serves as the PHL Sports Advisory Board Chair, Children's Hospital of Philadelphia's Corporate Council co-Chair, is a member of the Greater Philadelphia Chamber of Commerce Board and FM Global Advisory Board, and is involved in the city's FIFA World Cup planning efforts as a member of the Philadelphia Soccer 2026 Board.

Smolenski serves as the vice president and treasurer of the Eagles Autism Foundation, as well as treasurer of the Eagles Charitable Foundation, which provides area-based children with greater access to vision care.

Before joining the Eagles, Smolenski served as chief financial officer for the International Hockey League, where he oversaw all league financial matters and played an integral role in growing the league from 12 to 19 teams.

Smolenski began his career as a public accountant with Arthur Andersen.

An outdoor enthusiast, Smolenski has completed the Detroit, Pittsburgh, and Boston Marathons. He earned a bachelor's degree in biology from Amherst College and a master's degree in accounting from the University of Hartford.

Don and his wife, Karen, have two sons, Jake and Shane.





# HOWIE ROSEMAN

## EXECUTIVE VICE PRESIDENT/GENERAL MANAGER



NFL Experience: 26th Year (26th with Eagles)

College: University of Florida, Fordham Law School Hometown: Brooklyn, NY

**SUPER BOWL CHAMPION: 2017 (LII), 2024 (LIX) NFL EXECUTIVE OF THE YEAR: 2017 (SPORTING NEWS, PFWA), 2022 (PFWA)**

The architect of the **Super Bowl LII** and **Super Bowl LIX** Championship rosters, Executive Vice President/General Manager **Howie Roseman** is in his 26th season with the Philadelphia Eagles. After working his way up through the franchise's football operations and scouting departments, the two-time **NFL Executive of the Year** has cemented himself as one of the most accomplished and respected front office visionaries in the game.

Roseman is the fifth general manager to win Super Bowls with multiple quarterbacks, along with Pro Football Hall of Famers **Bobby Beathard**, **Al Davis**, **Ozzie Newsome** and **George Young**. He and Newsome are the only general managers to preside over two Super Bowl victories with a different head coach and quarterback in each season (the only one to do so within eight seasons). One of two general managers to win multiple Super Bowls and **NFL Executive of the Year** awards from the Pro Football Writers of America (also **George Young**), Roseman joins **Bill Belichick**, **Kevin Colbert** and **Brett Veach** as the only general managers with at least three Super Bowl berths and two championships since the league's salary cap was introduced in 1994.

Roseman has greatly impacted decades of sustained success in Philadelphia, as his roster-building prowess has been instrumental in the Eagles maintaining perennial postseason contention. Since he was hired in 2000, Philadelphia ranks second in the NFL in playoff appearances (17), playoff games (35) and playoff victories (20), while totaling a division-best 11 NFC East crowns with the second-most conference title games (eight) and third-most Super Bowl trips (XXXIX, LII, LVII, LIX) in the league. Only three general managers have captured division championships with four head coaches since the 1970 NFL merger – Roseman, **Al Davis** and **Jerry Jones**.

Owning the highest winning percentage (.617, 118-73-1 from 2013-14, 2016-present) ever by an Eagles general manager with personnel authority (including de facto general managers), Roseman has revitalized the team's

football operations with a collaborative and progressive approach to roster building and player development. In his first 11 years at the helm, Philadelphia has eight playoff appearances with five division crowns (2013, 2017, 2019, 2022, 2024), three conference titles (2017, 2022, 2024) and two Super Bowl Championships (LII, LIX). Notably, the Eagles are one of just three clubs with postseason berths in seven of the last eight campaigns.

Having made four consecutive playoff trips, including two Super Bowls, Philadelphia has recorded the third-best winning percentage (.700, 56-24) in the NFL since 2021. Roseman has protected the short-term and long-term outlook of the franchise through innovative decision making, signing a multitude of impact players through extensions and free agency while infusing a wave of foundational talent through the NFL Draft. Furthermore, over the last four seasons, 16 players have collected 27 Pro Bowl accolades, while 11 players have garnered 18 All-Pro honors from the *Associated Press*.

In 2024, Roseman constructed one of the greatest rosters of the NFL's salary cap era. Featuring a number of outstanding individual performances, the Eagles tied an NFL record with 18 regular-season and postseason wins, including a 40-22 victory against the Kansas City Chiefs in **Super Bowl LIX**. Roseman became the first general manager in the league's free agency era (since 1993) to sign an AP NFL Offensive Player of the Year finalist (winner) and AP NFL Defensive Player of the Year finalist in the same offseason. He also drafted two AP NFL Defensive Rookie of the Year finalists. In addition, Philadelphia's offensive line, which paved the way for several NFL and team rushing records, saw all five of its starters receive AP All-Pro votes.

Roseman played a pivotal role in ensuring the success of the Eagles' **Super Bowl LII**-winning team in 2017. Faced with season-ending injuries to a handful of key players, his focused leadership and in-season roster management helped navigate Philadelphia to its first Super Bowl title. In doing





#### NOTES TO KNOW

- ▶ A two-time **NFL Executive of the Year** who assembled the first two Super Bowl Championship (LII and LIX) rosters in Eagles history
- ▶ Is the fifth general manager in NFL history to win Super Bowls with multiple quarterbacks, joining Pro Football Hall of Famers **Bobby Beathard, Al Davis, Ozzie Newsome** and **George Young** ... He and Newsome are the only general managers to win two Super Bowls with a different head coach and quarterback in each season
- ▶ Joins **George Young** as the only general managers to win multiple Super Bowls and PFWA **NFL Executive of the Year** awards
- ▶ One of only four general managers with three Super Bowl berths and two championships since the NFL's salary cap was introduced in 1994 (also **Bill Belichick, Kevin Colbert** and **Brett Veach**)
- ▶ Roseman, **Al Davis** and **Jerry Jones** are the only general managers to win division titles with four head coaches since 1970
- ▶ Highest winning percentage (.617, 118-73-1) ever by an Eagles general manager with personnel authority (including de facto GMs)
- ▶ Constructed one of the greatest rosters of the NFL's salary cap era in 2024 ... Became the first general manager in the free agency era (since 1993) to sign an AP NFL Offensive Player of the Year and AP NFL Defensive Player of the Year finalist in the same offseason ... Also drafted two AP NFL Defensive Rookie of the Year finalists

so, Roseman became the third general manager to win a Super Bowl with a quarterback who started three-or-fewer games in the regular season.

The Eagles' track record of excellence under Roseman has created opportunities for numerous personnel executives to step into senior roles with other clubs as well, including two general managers (**Andrew Berry** and **Joe Douglas**) and four assistant general managers (**Brandon Brown, Ian Cunningham, Catherine Hickman** and **Andy Weidl**) over the last seven years.

Roseman, who served as Executive Vice President of Football Operations from 2015-18 before adding the title of General Manager in 2019, is responsible for the personnel and scouting staffs and oversees all areas of football operations, including but not limited to sports medicine and performance, analytics, football administration, football technology and player development. Under his guidance, and in concert with the vision created by Chairman and Chief Executive Officer **Jeffrey Lurie**, Philadelphia has become one of the NFL's most admired and innovative operations.

Before he was elevated to Executive Vice President of Football Operations, Roseman served as the General Manager from 2010-14. At the time of his promotion, the 34-year-old Roseman was the youngest NFL executive to be named to the post in three decades. He administered an overhaul of the roster in his first year, making it one of the youngest in the league. The revamped Eagles delivered NFC East titles in 2010 and 2013 and sent a conference-high nine players to the Pro Bowl following the 2014 season.

From 2008-09, Roseman managed the college scouting staff, organized and ran draft meetings, and scouted the top college prospects around the country as the vice president of player personnel.

Roseman was named Philadelphia's vice president of football administration (2006-07) after spending three years as the team's director of football administration (2003-05). In that role, he evaluated players around the NFL and for the draft while representing the team on contract, salary cap, and player personnel matters. In 2007, Roseman was invited to participate in the NFL-Stanford Program for managers at the Stanford Graduate School of Business, an NFL program created to develop leaders within the league.

After relentlessly pursuing jobs in NFL front offices, Roseman finally got his foot in the door as an intern with the Eagles, when the team was headquartered at Veterans Stadium. He quickly rose to salary cap staff counsel, a role he held with Philadelphia from 2000-02.

Roseman serves on the General Managers Advisory Committee, which provides feedback and recommendations to the League office and the Competition Committee, ensures the NFL continues to develop pipelines for players, coaches, and front office personnel, and promotes innovation around the game. He also is a member of the Future of Football Advisory Committee, contributing to a panel of executives organized through the Football Operations Innovation Forum to showcase various initiatives.

Roseman, the club's nominee for the 2018 NFL Salute to Service Award, is very active in the Philadelphia community and contributes to a variety of initiatives that involve the military and children. He was named Honorary Commander for the Joint Base McGuire-Dix-Lakehurst for his continued efforts with the military. His charitable endeavors have also benefited the Alex's Lemonade Stand Foundation, the Boys & Girls Clubs of America, and USA Football. In 2024, Roseman was named Most Valuable Philadelphian by the Philadelphia Visitors Center for his contributions to the city. In 2018, the Maxwell Football Club presented him with the Steinberg-DeNicola Humanitarian Award, an annual honor that recognizes an NFL representative who is committed to doing good in their community. In addition, Roseman is a member of the Governing Body of the Global Sports Management Summit.

Born in Brooklyn, NY, Roseman earned his bachelor's degree from Florida before obtaining a J.D. degree from Fordham Law School. He and his wife, Mindy, reside in suburban Philadelphia with their four children.



# NICK SIRIANNI

## HEAD COACH

NFL Experience: 17th Year (5th with Eagles)  
 College: Mount Union    Hometown: Jamestown, NY



**SUPER BOWL CHAMPION: 2024 (LIX)**

The steward of one of the most dominant eras in franchise history that includes the **Super Bowl LIX** Championship, **Nick Sirianni** is in his fifth campaign as head coach of the Philadelphia Eagles with a 56-24 record, which marks the third-highest career winning percentage (.700) in the Super Bowl Era (min. 50 games). Among Super Bowl-winning head coaches, only **John Madden** (.759, 1969-78) and **Vince Lombardi** (.738, 1959-67 and 1969) have won at a greater clip than Sirianni, who became the first head coach in NFL history to earn four postseason appearances, two conference titles and a Super Bowl Championship in the first four years of their career.

A product of a family of football coaches and educators, Sirianni developed a curriculum for sustaining a winning culture that is rooted in three defining principles – *tough, detailed* and *together*. Embracing these values, the Eagles are one of just four teams with playoff berths in each of the last four seasons (Sirianni is the fifth Super Bowl Era head coach to make four straight postseason trips to start their career), including record-breaking performances that resulted in Super Bowl LVIII and LIX appearances (only head coach in team history to reach the Super Bowl multiple times).

Sirianni, who registered the second-most wins ever by a head coach in their first four years at the helm, has guided Philadelphia to the third-best winning percentage in the league since he was hired during the 2021 off-season. In that span, the Eagles are first in rushing touchdowns (120), second in rushing offense (147.1 ypg), third in red zone efficiency (63.2 pct.), fourth in points per game (26.1) and third-down conversions (43.8 pct.), and eighth in total offense (358.2 ypg). Additionally, Philadelphia is fifth in total defense (320.8 ypg) and ninth in sacks (207) over the last five seasons.

Under Sirianni's leadership, 16 players have combined for 27 Pro Bowl selections, along with 11 players collecting 18 All-Pro honors. Moreover, the Eagles' success has led to three of Sirianni's top lieutenants being hired as head coaches after their stints with Philadelphia – **Jonathan Gannon** (Cardinals), **Kellen Moore** (Saints) and **Shane Steichen** (Colts).

The 2024 season culminated with the second Super Bowl title in franchise history, as Sirianni navigated the Eagles to a 40-22 victory against the Kansas City Chiefs in **Super Bowl LIX**. Philadelphia, which scored the most points (145) in NFL postseason history, finished 18-3 on the year, including a club-record-tying 14-3 mark and team-best 10-game winning streak in the regular season. One of three head coaches to advance to two Super Bowls and win the Lombardi Trophy in their first four seasons (also **Joe Gibbs** and **Mike Tomlin**), Sirianni became the fourth head coach in NFL history to lead their team to an 18-win campaign, joining **Bill Belichick** (2007 Patriots), **Mike Ditka** (1985 Bears) and **Bill Walsh** (1984 49ers) in that category.

Sirianni presided over an Eagles offense that set a league record with 3,866 rushing yards in the regular season and playoffs, including the most combined rushing yards ever by an individual from **Saquon Barkley** (2,504), who was the *Associated Press* NFL Offensive Player of the Year. Powered by an offensive line that saw each of its five starters receive All-Pro votes, Barkley, an AP NFL MVP finalist, entered the 2,000-yard rushing club as its ninth member with his league-leading 2,005 yards in the regular season.

Philadelphia became the second team in history to feature the NFL's rushing champion while showcasing the league's top-ranked defense (278.4 ypg) in 2024. The Eagles, who led the NFL in total defense for the first time since 1991, ranked first in passing defense (174.2 ypg) and defensive points

### COACHING TIMELINE

Years	Team	Position
<b>2021-</b>	<b>Philadelphia Eagles</b>	<b>Head Coach</b>
2018-20	Indianapolis Colts	Offensive Coordinator
2016-17	L.A./S.D. Chargers	Wide Receivers
2014-15	San Diego Chargers	Quarterbacks
2013	San Diego Chargers	Offensive Quality Control
2012	Kansas City Chiefs	Wide Receivers
2009-11	Kansas City Chiefs	Offensive Quality Control
2006-08	Indiana (PA)	Wide Receivers
2004-05	Mount Union	Defensive Backs

### SIRIANNI vs. THE NFL

	Team	Regular	Playoffs	Total
<b>AMERICAN FOOTBALL CONFERENCE</b>	Baltimore Ravens	1-0	0-0	1-0
	Buffalo Bills	1-0	0-0	1-0
	Cincinnati Bengals	1-0	0-0	1-0
	Cleveland Browns	1-0	0-0	1-0
	Denver Broncos	1-1	0-0	1-1
	Houston Texans	1-0	0-0	1-0
	Indianapolis Colts	1-0	0-0	1-0
	Jacksonville Jaguars	2-0	0-0	2-0
	Kansas City Chiefs	2-1	1-1	3-2
	Las Vegas Raiders	0-1	0-0	0-1
	Los Angeles Chargers	0-1	0-0	0-1
	Miami Dolphins	1-0	0-0	1-0
	New England Patriots	1-0	0-0	1-0
	New York Jets	1-1	0-0	1-1
Pittsburgh Steelers	2-0	0-0	2-0	
Tennessee Titans	1-0	0-0	1-0	
<b>NATIONAL FOOTBALL CONFERENCE</b>	Arizona Cardinals	1-1	0-0	1-1
	Atlanta Falcons	1-1	0-0	1-1
	Carolina Panthers	2-0	0-0	2-0
	Chicago Bears	1-1	0-0	1-1
	Dallas Cowboys	5-5	0-0	5-5
	Detroit Lions	3-0	0-0	3-0
	Green Bay Packers	3-0	1-0	4-0
	Los Angeles Rams	3-0	1-0	4-0
	Minnesota Vikings	3-0	0-0	3-0
	New Orleans Saints	2-1	0-0	2-1
	New York Giants	7-3	1-0	8-3
	Philadelphia Eagles	---	---	---
	San Francisco 49ers	0-2	1-0	1-2
	Seattle Seahawks	0-1	0-0	0-1
Tampa Bay Buccaneers	2-2	0-2	2-4	
Washington Commanders	6-2	1-0	7-2	
<b>Career Totals</b>		<b>56-24</b>	<b>6-3</b>	<b>62-27</b>



allowed per game (16.9) as well. **Zack Baun**, who transitioned to inside linebacker in the offseason, was voted an AP NFL Defensive Player of the Year finalist after leading the team with 150 tackles and five forced fumbles.

Sirianni also supported Super Bowl LIX MVP **Jalen Hurts** to one of the most efficient seasons of his NFL tenure, as Hurts produced career highs in passer rating (103.7) and completion percentage (68.7 pct.) while pacing all quarterbacks with 14 rushing touchdowns in the regular season. In 15 starts after the bye week (including playoffs), Hurts had 36 total touchdowns (19 passing, 17 rushing) against four giveaways with a 112.5 passer rating.

In 2023, Sirianni directed Philadelphia to an 11-6 record and a playoff bid, with the Eagles ranking among the league’s top 10 in scoring (seventh, 25.5 ppg), total yards (eighth, 354.4 ypg), rushing yards (eighth, 128.8 ypg), third-down conversion rate (third, team-record 48.0 pct.) and red zone efficiency (ninth, 60.0 pct.). Hurts established franchise records in both total yards (4,463) and total touchdowns (38) while also tying for the most rushing scores (15) ever by an NFL quarterback. **A.J. Brown** finished with the most receptions (106) ever by an Eagles wide receiver and set an NFL record by posting at least 125 receiving yards in six consecutive games.

Guiding Philadelphia to a Super Bowl LVII appearance, Sirianni helped the team win 14 regular-season games for the first time in history in 2022. Furthermore, the Eagles developed franchise records in points (477), total touchdowns (59), scrimmage touchdowns (57), rushing touchdowns (32, tied for fourth in NFL history), first downs (385), red zone efficiency (67.8 pct.) as well as defensive sacks (70, tied for third in NFL history). The club also finished among the top three teams in total offense (third, 389.1 ypg) and total defense (second, 301.5 ypg) for the first time since the 1970 merger.

Sirianni helped many players have prominent showings in 2022, including Hurts, who finished as the AP NFL MVP runner-up after totaling 35 touchdowns with a 101.5 passer rating, and Brown, who broke a 38-year franchise record with 1,496 receiving yards. Philadelphia also became the first club to feature four different players with 10-plus sacks in the same year.

In 2021, Sirianni’s debut season as a head coach elicited a 9-8 record and postseason berth, with the Eagles capturing seven of the last 10 regular-season games to clinch a spot in the playoffs. The team ranked first in the NFL in rushing yards (2,715) and rushing touchdowns (25) and tallied the second-most defensive touchdowns (five) in the league.

Prior to arriving in Philadelphia, Sirianni spent three years (2018-20) as the Indianapolis Colts’ offensive coordinator. In that span, the Colts ranked sixth in third-down conversion rate (43.4 pct.), seventh in red zone efficiency (63.9 pct.), and eighth in points per game (25.9). Indianapolis’ offense also surrendered the second-fewest sacks (71) during that stretch.

Five offensive players received Pro Bowl recognition during Sirianni’s time with the Colts, including **Quenton Nelson** (2019-21), **Ryan Kelly** (2020-21), **Jack Doyle** (2019), **Eric Ebron** (2018), and **Andrew Luck** (2018), who was named AP NFL Comeback Player of the Year after finishing second in touchdown passes (39) in 2018. Notably, Nelson was first-team All-Pro all three seasons, while Kelly was a second-team All-Pro selection in 2020.

Before he joined Indianapolis, Sirianni was a member of the Los Angeles/San Diego Chargers’ staff for five years (2013-17), including two seasons as the wide receivers coach (2016-17). In 2017, he assisted the top-ranked passing offense (276.9 ypg), which featured a career year from **Keenan Allen**, who was selected as the AP NFL Comeback Player of the Year after ranking third in receiving yards (career-high 1,393) that season.

From 2014-15, Sirianni coached the Chargers’ quarterbacks and helped **Philip Rivers** earn consecutive Pro Bowls while averaging 30 passing touchdowns per season. In 2015, Rivers led the league with a team-record 437 completions for a career-high 4,792 yards (second in the NFL and 10 yards shy of the club record). In 2013, when Sirianni originally joined the Chargers as an offensive quality control coach, Rivers threw for 4,478 yards and 32 touchdowns and recorded a career-high 69.5 completion percentage (378-of-544) en route to AP NFL Comeback Player of the Year honors.

Sirianni began his NFL coaching career with the Kansas City Chiefs, serving as the wide receivers coach (2012) and offensive quality control coach (2009-11). He also worked with the Chiefs’ quarterbacks in 2010 and helped **Matt Cassel** earn his first career Pro Bowl after totaling 3,116 passing yards,



WINNING PERCENTAGE			
ALL-TIME NFL HEAD COACHES (CAREER)			
Rk	Head Coach (Years)	W-L	W%
1.	Guy Chamberlin (1922-27).....	58-16-7 .....	.784
2.	John Madden (1969-78).....	103-32-7 .....	.759
3.	Vince Lombardi (1959-67, '69).....	96-34-6 .....	.738
4.	Ray Flaherty (1936-42).....	54-21-3 .....	.720
5.	George Allen (1966-77).....	116-47-5.....	.712
6.	<b>Nick Sirianni (2021-present).....</b>	<b>56-24 .....</b>	<b>.700</b>

CURRENT NFL HEAD COACHES (SINCE 2021)			
Rk	Head Coach (Team)	W-L	W%
1.	Andy Reid (Chiefs) .....	58-22.....	.725
2.	Sean McDermott (Bills).....	56-23.....	.709
3.	<b>Nick Sirianni (Eagles).....</b>	<b>56-24 .....</b>	<b>.700</b>
4.	Matt LaFleur (Packers).....	49-30-1 .....	.619
5.	Kyle Shanahan (49ers).....	50-31.....	.617

EAGLES HEAD COACHES (CAREER)			
Rk	Head Coach (Years)	W-L	W%
1.	<b>Nick Sirianni (2021-present).....</b>	<b>56-24 .....</b>	<b>.700</b>
2.	Greasy Neale (1941-50).....	63-43-5 .....	.594
3.	Andy Reid (1999-2012).....	130-93-1 .....	.583
4.	Rich Kotite (1991-94).....	36-28.....	.563
5.	Jim Trimble (1952-55).....	25-20-3 .....	.556

27 touchdowns and a career-high 93.0 passer rating.

Before the NFL, Sirianni spent five years at the collegiate level as the wide receivers coach at Indiana University of Pennsylvania (2006-08) and defensive backs coach at Mount Union (2004-05), his alma mater, helping the Purple Raiders capture a national title during the 2005 season.

A native of Jamestown, NY, Sirianni was a three-year starter at wide receiver at Mount Union, winning three NCAA Division III National Championships (2000-02) and earning All-Ohio Athletic Conference honors as a senior after catching a career-high 13 touchdowns. He also played one year in the Atlantic Indoor Football League with the Canton Legends in 2005.

Sirianni’s brother, Mike, is the head coach at Washington & Jefferson College. His winning percentage of .808 (194-46) is the best in school history and currently ranks fourth-best among all NCAA football coaches with at least 10 years of experience. His brother, Jay, is a former head coach at their alma mater, Southwestern Central High School (Jamestown, NY), where their father, Fran, also spent nine years in the same position and served as the school’s head track coach for 46 seasons. Under Jay, Southwestern Central won New York state titles in 2008 and 2009.

Sirianni and his wife, Brett, have two sons, Jacob and Miles, and one daughter, Taylor.

**MICHAEL  
CLAY**

SPECIAL TEAMS COORDINATOR

NFL Experience: 12th Year (7th with Eagles)  
College: Oregon Hometown: San Jose, CA

SUPER BOWL CHAMPION: 2024 (LIX)

- ▶ Enters his fifth season as Philadelphia's special teams coordinator ... Rejoined the Eagles in 2021 following a five-year stint with the 49ers (2016-20), including four seasons as a special teams assistant
- ▶ Led a special teams unit that played a pivotal role in the Eagles **Super Bowl LIX** Championship, as **Jake Elliott** registered the most kicking points (16) in Super Bowl history ... Elliott also set team playoff records in kicking points (43), made kicks (23) and made field goals (10)
- ▶ Directed one of the top groups in the league in 2023, as Philadelphia ranked 1st in special teams DVOA (4.2%) as well as 5th in *Pro Football Focus* special teams grade (89.0) ... **Jake Elliott** earned All-Pro honors after establishing a team record in FG percentage (93.8%) and **Braden Mann** set club marks in gross (49.8) and net (43.9) punting average
- ▶ Helped **Britain Covey** cement himself as one of the top punt returners in 2023 after leading the league in punt return yards (417)
- ▶ Oversaw one of the best years of **Jake Elliott's** career in 2021 ... Elliott was selected to his first Pro Bowl after producing a then-team-record 90.9% FG percentage ... He was one of three NFL kickers to make at least 90% of their FGs and all of their XP attempts (44-of-44)
- ▶ Played LB at Oregon from 2009-12 and was an All-Pac-12 selection ... Signed by the Dolphins as a UDFA in 2013

**VIC  
FANGIO**

DEFENSIVE COORDINATOR

NFL Experience: 39th Year (3rd with Eagles)  
College: East Stroudsburg Hometown: Dunmore, PA

SUPER BOWL CHAMPION: 2024 (LIX)

- ▶ Enters his second season as Philadelphia's defensive coordinator ... Brings 39 years of experience to the coaching staff, including 26 as a coordinator ... Has mentored five Pro Football Hall of Famers (**Kevin Greene, Rickey Jackson, Ray Lewis, Sam Mills** and **Patrick Willis**)
- ▶ Directed Philadelphia to No. 1 rankings in total defense (278.4 ypg) and defensive points allowed per game (16.9) during the Eagles' **Super Bowl LIX**-winning season in 2024 ... Also led the Eagles to set team playoff records in sacks (16), takeaways (11) and FFs (6)
- ▶ In 2024, mentored first-year OLB **Zack Baun** to earn status as an AP NFL Defensive Player of the Year finalist after finishing as the highest-graded LB (90.1) by *PFF* ... Steered **Jalen Carter** to garnering second-team All-Pro and Pro Bowl accolades after leading Philadelphia in QBPs (45), QBHs (16) and TFLs (12) ... Also helped **Quinyon Mitchell** and **Cooper DeJean** become AP NFL Defensive Rookie of the Year finalists
- ▶ In 2023, oversaw the Miami Dolphins' defense and helped the team earn a spot in the AFC playoff picture
- ▶ Served as head coach of the Denver Broncos from 2019-21
- ▶ Voted AP NFL Assistant Coach of the Year with Chicago in 2018
- ▶ Entered the NFL as a LBs coach with New Orleans (1986-94) ... Started his pro coaching career with the USFL's Philadelphia Stars in 1984

**KEVIN  
PATULLO**

OFFENSIVE COORDINATOR

NFL Experience: 16th Year (5th with Eagles)  
College: South Florida Hometown: Hillsborough, NJ

SUPER BOWL CHAMPION: 2024 (LIX)

- ▶ Named the Eagles' offensive coordinator in 2025 ... Served as Philadelphia's passing game coordinator from 2021-24, including holding the added title of associate head coach from 2023-24
- ▶ Helped an Eagles offense that played a critical role in capturing **Super Bowl LIX** in 2024 ... **Jalen Hurts** tallied career highs in completion percentage (68.7%) and passer rating (103.7) ... **A.J. Brown** ranked 1st in the NFL with a 16.1 receiving avg. (min. 60 catches) ... **DeVonta Smith** led the team with 68 receptions and 8 receiving TDs
- ▶ Contributed to the 7th-best scoring offense (25.5 ppg) and 8th-best total offense (354.4 ypg) in the NFL in 2023 ... **Jalen Hurts** threw for career highs in yards (3,858) and TDs (23) ... **A.J. Brown** earned AP All-Pro and Pro Bowl recognition after recording 1,456 yards (5th in the NFL) and 7 TDs on 106 receptions (most by a WR in Eagles history)
- ▶ Served as the Colts' pass game specialist in 2020 ... Indianapolis gave up the 2nd-fewest sacks (21) and 3rd-fewest giveaways (15)
- ▶ Coached the Jets' QBs from 2015-16 ... In 2015, **Ryan Fitzpatrick** had a career-high 3,905 yards and a franchise-record 31 TDs
- ▶ In 2014, worked as the Titans' assistant WRs coach
- ▶ Was an offensive quality control coach with the Bills from 2010-12 ... Started his NFL coaching career with the Chiefs (2007-08)

**JEMAL  
SINGLETON**

RUNNING BACKS/ASSISTANT HEAD COACH

NFL Experience: 10th Year (5th with Eagles)  
College: Air Force Hometown: San Antonio, TX

SUPER BOWL CHAMPION: 2024 (LIX)

- ▶ Enters his fifth season with with the Eagles after joining Philadelphia's coaching staff during the 2021 offseason
- ▶ In 2024, supported an offense that established an NFL record with a combined 3,866 rushing yards in the regular season and playoffs, which featured the most rushing yards ever by an individual from **Saquon Barkley** (2,504) ... Barkley led the league with a career-high and club record 2,005 rushing yards (8th-most in NFL history) in the regular season
- ▶ During the 2023 season, coached **D'Andre Swift** to his first career Pro Bowl after finishing 5th in the NFL in rushing yards (1,049)
- ▶ Helped the Eagles advance to Super Bowl LVII in 2022 ... Philadelphia led the league with a team-record 32 rushing TDs, tying for the 3rd-most in NFL history behind the 1962 Packers (36) and 1976 Steelers (33)
- ▶ In 2020, helped Cincinnati's RBs register a combined 1,891 scrimmage yards ... Also guided **Joe Mixon** to 1,137 rushing yards in 2019
- ▶ Served as the Colts' RBs coach from 2016-17 ... Worked closely with **Frank Gore**, who became just the fourth RB in NFL history to surpass 1,000 rushing yards (1,025) at age 33-or-older in 2016
- ▶ Spent nine seasons coaching at Air Force (2000, '03-10) ... Worked as the Falcons' RBs coach from 2006-10, producing a conference rushing title and Top 10 national ranking in rushing offense each year



## PARKS FRAZIER

PASSING GAME COORDINATOR

NFL Experience: 8th Year (1st with Eagles)  
College: Murray State, Arkansas State    Hometown: Corinth, MS



- ▶ Joined the Eagles' coaching staff as passing game coordinator in 2025
- ▶ Served as an offensive assistant with the Miami Dolphins in 2024, supporting an operation that featured **Tua Tagovailoa**, who led the league with a career-high completion percentage (72.9%) while producing a 101.4 passer rating ... **Jonnu Smith** established team tight end records in receptions (88) and receiving yards (884)
- ▶ In 2023, helped **Bryce Young** in his first year of development ... Young recorded 20-plus completions in eight straight games to start the season, marking the 2nd-longest streak by a rookie in NFL history
- ▶ Helped guide **Carson Wentz** to 27 TD passes against just 7 INTs with a 94.6 passer rating in 2021
- ▶ During the 2020 season, assisted Indianapolis' offensive coordinator **Nick Sirianni** in helping the Colts rank 9th overall in points per game (28.2) while allowing the 2nd-fewest sacks (21)
- ▶ Began NFL career with the Indianapolis Colts (2018-22) ... Served as the assistant to the head coach (2018-19), offensive quality control (2020), assistant quarterbacks (2021-22) and pass game specialist (2022)
- ▶ Played quarterback for three seasons at Murray State (2012-14), following one year at Northeast Mississippi Community College (2011) and one season at Ole Miss (2010)



## CHRISTIAN PARKER

PASSING GAME COORDINATOR/DEF. BACKS

NFL Experience: 7th Year (2nd with Eagles)  
College: Richmond    Hometown: Richmond, VA



**SUPER BOWL CHAMPION: 2024 (LIX)**

- ▶ Named the Eagles' passing game coordinator/DBs coach in 2024
- ▶ Coached **Quinyon Mitchell** and **Cooper DeJean** to AP NFL Defensive Rookie of the Year finalist recognitions in 2024 ... Also assisted **Darius Slay** to top-five finishes among NFL cornerbacks in PFF forced incompleteness percentage (3rd, 20.6%) and completion percentage allowed (4th, 48.5%) (min. 50 targets)
- ▶ Oversaw a Broncos secondary in 2023 that featured second-team AP All-Pro **Justin Simmons** as well as Pro Bowler **Pat Surtain** ... Simmons paced Denver's defense with 3 INTs to go along with 70 tackles and 8 PDs, while Surtain finished the season with 12 PDs and 1 INT
- ▶ Helped the Broncos finish 7th in the NFL in yards allowed per game (320.0) during the 2022 campaign
- ▶ In his first season with Denver in 2021, assisted a unit that was 8th in the NFL in total defense (326.1 ypg) ... Led **Justin Simmons** to All-Pro honors while **Pat Surtain** was named to the PFWA All-Rookie Team
- ▶ Spent his first two NFL seasons as a defensive quality control coach with the Green Bay Packers (2019-20)
- ▶ Spent six seasons coaching in the collegiate ranks, holding stints with Texas A&M (2018), Notre Dame (2017), Norfolk State (2015-16), and Virginia State (2013-14) ... Also played collegiately at Richmond



## JEFF STOUTLAND

RUN GAME COORDINATOR/OFFENSIVE LINE

NFL Experience: 13th Year (13th with Eagles)  
College: Southern Conn. St.    Hometown: New York, NY



**SUPER BOWL CHAMPION: 2017 (LII), 2024 (LIX)**

- ▶ One of the most respected OL coaches in the country ... Boasts 42 years of coaching experience ... Is the longest-tenured member of the Eagles' coaching staff (named run game coordinator in 2018)
- ▶ Has mentored Pro Bowl players during each of his first 12 seasons in Philadelphia ... Is the only OL coach since the 1970 merger to produce Pro Bowl selections in 12 consecutive years with the same franchise ... In total, has led seven players to 26 combined Pro Bowl nods
- ▶ Assisted five players to 15 All-Pro honors – **Lane Johnson** (2017, '21-24), **Jason Kelce** (2017-19, '21-23), **Jordan Mailata** (2024), **Evan Mathis** (2013) and **Jason Peters** (2013-14) ... Under his guidance, **Jason Kelce** (seven) and **Brandon Brooks** (three) have the most Pro Bowls at their positions in team history
- ▶ Mentored three Eagles offensive lines that contributed to Super Bowl appearances in 2017, 2022 and 2024, including **Super Bowl LII** and **Super Bowl LIX** victories ... His units have blocked for the NFL's rushing leader on two occasions: **LeSean McCoy** in 2013 (1,607) and **Saquon Barkley** in 2024 (2,005)
- ▶ Coached one of the best OLs in college football history at Alabama in 2012 ... Featured two first-team All-Americans and helped the Crimson Tide win their second straight BCS National Championship



## CLINT HURT

SENIOR DEFENSIVE ASSISTANT/DEFENSIVE LINE

NFL Experience: 12th Year (2nd with Eagles)  
College: Miami (FL)    Hometown: Rochester, NY



**SUPER BOWL CHAMPION: 2024 (LIX)**

- ▶ Named senior defensive assistant/defensive line coach in 2024
- ▶ Tutored a young stable of interior defensive linemen that helped anchor the No. 1 total defense (278.4 ypg) in the NFL and played a crucial role in Philadelphia winning the **Super Bowl LIX** Championship
- ▶ In 2024, coached **Jalen Carter** to second-team All-Pro and Pro Bowl honors after pacing the defense in pressures (45), QBHs (career-high 16) and TFLs (career-high 12) while posting 4.5 sacks with 2 FFs ... **Milton Williams** also finished 2nd among NFL interior defensive linemen in PFF pass-rush grade (90.4) and 3rd in pressure percentage (14.6 pct.)
- ▶ His Seahawks defense featured three Pro Bowlers (**Julian Love**, **Bobby Wagner** and **Devon Witherspoon**) in 2023 ... Wagner, a second-team AP All-Pro, led the NFL with a team-record-tying 183 tackles ... Witherspoon, who earned PFWA All-Rookie honors, finished with the 5th-most PDs (16) in the NFL while tallying 79 tackles, 3.0 sacks and 1 INT-TD ... Love made 110 tackles with career highs in PDs (10) and INTs (4)
- ▶ Served as the Seahawks' DL coach from 2017-21, including adding the title and responsibilities of assistant head coach in 2018
- ▶ Served as the OLBs coach for the Chicago Bears from 2015-16 after originally joining the staff as an assistant DL coach in 2014
- ▶ Spent 13 seasons in the collegiate ranks prior to the NFL



## ROY ANDERSON

### CORNERBACKS



NFL Experience: 17th Year (2nd with Eagles)  
College: Howard Hometown: Tallahassee, FL

**SUPER BOWL CHAMPION: 2024 (LIX)**

- ▶ Enters his second year as Philadelphia's cornerbacks coach after joining the team during the 2024 offseason
- ▶ Helped **Quinyon Mitchell** and **Cooper DeJean** to AP NFL Defensive Rookie of the Year finalist recognitions in 2024 ... Also assisted **Darius Slay** to top-five finishes among NFL cornerbacks in forced incompleteness percentage (3rd, 20.6%) and completion percentage allowed (4th, 48.5%) (min. 50 targets)
- ▶ Spent the 2023 campaign as Seattle's secondary coach ... Worked with two Pro Bowlers – **Julian Love** and **Devon Witherspoon** ... Love registered 110 tackles with career highs in PDs (10) and INTs (4) ... Witherspoon, who received PFWA All-Rookie honors, had the 5th-most PDs (16) in the NFL while adding 79 tackles, 3.0 sacks and 1 INT-TD
- ▶ Served as the Vikings' assistant DBs/safeties coach from 2020-22 ... In 2022, **Harrison Smith** ranked T-5th in the league with 5 INTs ... Smith additionally recorded a team-high 5 INTs during the 2020 season
- ▶ Worked as the Chicago Bears' assistant DBs coach from 2017-18
- ▶ Coached the safeties in Indianapolis during the 2012-15 seasons ... In that role, helped **Mike Adams** receive Pro Bowl nods in 2014-15
- ▶ Also held stints in college at LSU (2004, '19), Florida State (2003) and Florida A&M (2002) ... Played QB at Howard from 1998-2001



## JOE KASPER

### SAFETIES



NFL Experience: 7th Year (4th with Eagles)  
College: Baldwin Wallace Hometown: Mentor, OH

**SUPER BOWL CHAMPION: 2024 (LIX)**

- ▶ Enters his fourth overall season with the Eagles and his second year as the team's safeties coach
- ▶ Supported the top-ranked total defense (278.4 ypg) in the NFL during the 2024 campaign, when the Eagles defeated the Kansas City Chiefs in **Super Bowl LIX** ... The Eagles led the league in passing defense (174.2 ypg) while ranking 3rd in passer rating allowed (82.5) and 6th in opponent completion percentage (62.2%) during the regular season ... With Kasper's assistance, **C.J. Gardner-Johnson** and **Reed Blankenship** were one of only two NFL safety tandems to each register at least 4 INTs
- ▶ Coached Miami's safeties in 2023, assisting a unit that finished 8th in takeaways (27, tied) and 10th in total defense (318.3 ypg)
- ▶ In 2022, contributed to a staff that helped the Eagles advance to Super Bowl LVII ... Philadelphia totaled the 3rd-most sacks (70, tied) in NFL history and finished first in passing defense (179.8 ypg)
- ▶ With the Blue Devils, worked with the QBs (2020) and DBs (2019) as a graduate assistant
- ▶ Coached the WRs at John Carroll in 2017 ... Also coached the DBs at Mentor (OH) High School during the 2015-16 seasons
- ▶ Played safety in college at Baldwin Wallace (Berea, OH)



## BOBBY KING

### INSIDE LINEBACKERS



NFL Experience: 16th Year (2nd with Eagles)  
College: Texas-El Paso Hometown: Louisville, KY

**SUPER BOWL CHAMPION: 2024 (LIX)**

- ▶ Named the Eagles' inside LBs coach during the 2024 offseason
- ▶ Assisted one of the most impactful linebacker corps in the NFL in 2024, as the unit helped the Eagles capture the **Super Bowl LIX** Championship after producing the No. 1-ranked total defense (278.4 ypg) ... Helped **Zack Baun** transition to inside linebacker for the first time in his career in 2024 ... A first-team All-Pro and Pro Bowler who had the highest PFF grade (90.1) by a linebacker, Baun registered a career-high 150 tackles and tied for 2nd in the league with 5 FFs
- ▶ In his second season with Tennessee in 2023, assisted a defense that ranked 1st in the league in red zone TD efficiency (37.7%) ... Steered **Azeez Al-Shaair** to a career-high 163 tackles (5th-most in NFL)
- ▶ Oversaw a group of LBs that helped Tennessee pace the NFL in both rushing defense (76.9 ypg) and opponent yards per rush (3.4) in 2022
- ▶ Spent five seasons with the Texans (2017-21), working with the DL (2021), inside LBs (2018-20) and LBs (2017) ... In 2020, directed **Zach Cunningham** to a league-leading and career-best 163 tackles
- ▶ Served as the assistant LBs coach for the San Diego Chargers during the 2014-16 seasons
- ▶ Began his NFL coaching career in 2010 as a defensive quality control coach with the Dallas Cowboys under **Wade Phillips'** direction



## SCOT LOEFFLER

### QUARTERBACKS



NFL Experience: 2nd Year (1st with Eagles)  
College: Michigan Hometown: Barberton, OH

- ▶ Joined Philadelphia's coaching staff as quarterbacks coach in 2025 ... Brings over 25+ years of collegiate coaching experience to the club
- ▶ Served as the head coach at Bowling Green from 2019-24, where he directed a turnaround that led Bowling Green to its first back-to-back bowl game appearances since 2014-15
- ▶ Presided over an offense that featured an outstanding performance by quarterback **Connor Bazelak**, who earned All-MAC recognition after posting the best completion percentage (66.9%) in the conference (2nd-highest mark in Bowling Green single-season history)
- ▶ Spent time as the offensive coordinator/quarterbacks coach at Boston College, including adding the title of deputy head coach/offense in 2018
- ▶ Oversaw the offense at Virginia Tech from 2013-15 ... Assisted **Logan Thomas** to school records in passing yards (9,003), passing TDs (52) and rushing TDs by a quarterback (24)
- ▶ Coached the quarterbacks at Florida from 2009-10, where he worked with College Football Hall of Famer **Tim Tebow**
- ▶ In 2008, served as the Detroit Lions' quarterbacks coach
- ▶ Helped Michigan win two Big Ten Championships while producing three Rose Bowl berths during his stint as quarterbacks coach (2002-07)
- ▶ Played quarterback at Michigan from 1993-96

**JASON  
MICHAEL**

TIGHT ENDS

NFL Experience: 20th Year (5th with Eagles)  
College: Western Kentucky Hometown: Louisa, KY

SUPER BOWL CHAMPION: 2024 (LIX)

- ▶ Joined the Eagles as the TEs coach during the 2021 offseason
- ▶ Directed a tight ends group that helped the Eagles rank 8th in total yards per game (367.2) in 2024 ... **Dallas Goedert** hauled in 59 passes for 711 yards (12.1 avg.) and 3 TDs ... **Grant Calcaterra** collected 298 yards on 24 catches (12.4 avg.) in 17 games (13 starts)
- ▶ Coached **Dallas Goedert** to his second straight year with 700 receiving yards (702) in 2022 ... Despite missing five games, Goedert still ranked 3rd among TEs in yards after the catch (420) and receiving yards
- ▶ Facilitated a breakout campaign by **Dallas Goedert** in 2021 ... Totaled the 5th-most receiving yards (career-high 830) among NFL TEs ... Ranked 2nd among his position in yards per reception (career-high 14.8)
- ▶ Served as the Colts' TEs coach from 2019-20, where he coached with **Nick Sirianni** ... In 2020, guided **Jack Doyle** to his second Pro Bowl honor after he totaled 43 receptions for 448 yards and 4 TDs
- ▶ Spent four years with the Titans as the QBs coach (2016-17) and offensive coordinator (2014-15)
- ▶ Coached the Chargers' TEs from 2011-13 ... During that span, **Antonio Gates** registered the 4th-most receptions (190) among NFL TEs
- ▶ Worked as a QBs/quality control coach with the Jets in 2006 ... Held a quality control role with the Raiders during the 2005 season

**AARON  
MOOREHEAD**

WIDE RECEIVERS

NFL Experience: 6th Year (6th with Eagles)  
College: Illinois Hometown: Deerfield, IL

SUPER BOWL CHAMPION: 2006 (XLI), 2024 (LIX)

- ▶ Enters his sixth year as the Eagles' wide receivers coach
- ▶ In 2024, led a wide receiver room that played a key role in Philadelphia winning the **Super Bowl LIX** Championship ... Under his direction, **A.J. Brown** finished with the highest *PF* offensive grade (91.2) among NFL wide receivers (min. 600 snaps) ... **DeVonta Smith** paced Philadelphia with 68 catches for 833 yards and a career-high 8 TDs (team high)
- ▶ Helped **A.J. Brown** earn *AP* All-Pro and Pro Bowl honors in 2023 when he produced 1,456 yards (5th in NFL) on 106 catches (most by WR in team history)
- ▶ Guided **A.J. Brown** and **DeVonta Smith** to become the first 1,000+ yard receiving duo in Eagles history in 2022
- ▶ Led **DeVonta Smith** to a team rookie receiving record (916) in 2021
- ▶ Mentored the WRs at Texas A&M from 2015-17, where he led a group that featured **Christian Kirk** and **Josh Reynolds**
- ▶ From 2013-14, worked as the WRs coach at Virginia Tech
- ▶ Spent the 2010-12 seasons as an offensive assistant at Stanford
- ▶ Played five seasons (2003-07) in the NFL with the Indianapolis Colts, including a **Super Bowl XLI** championship after the 2006 campaign
- ▶ Moorehead and his father, Emery (played in NFL from 1977-88), were the first father-son duo to play in and win a Super Bowl

**JEREMIAH  
WASHBURN**

DEFENSIVE ENDS/OUTSIDE LINEBACKERS

NFL Experience: 24th Year (7th with Eagles)  
College: Arkansas Hometown: Shelby, NC

SUPER BOWL CHAMPION: 2024 (LIX)

- ▶ Begins his seventh season with the Eagles and fourth as the team's DEs/OLBs coach ... Served as Philadelphia's senior defensive assistant from 2020-21 after joining as an advanced projects coordinator in 2019
- ▶ Oversaw a group of edge rushers that contributed to the No. 1 total defense (278.4 ypg) in the league and helped Philadelphia win **Super Bowl LIX** in 2024 ... Assisted **Josh Sweat** to a team-high 8.0 sacks with 41 tackles, 15 QB hits and 9 TFLs ... Coached **Nolan Smith** to a breakout campaign, posting 39 tackles, 11 QB hits, 8 TFLs and 6.5 sacks
- ▶ In 2023, helped **Haason Reddick** earn his second Pro Bowl honor after recording a career-high 70 pressures with 23 QBHs, 13 TFLs and 11.0 sacks ... **Josh Sweat** also produced a career-high 75 pressures
- ▶ Guided a unit of edge rushers that helped engineer the 3rd-most sacks (70) in NFL history in 2022 ... Philadelphia also became the first team to have four different players record double-digit sacks in the same year
- ▶ Served as the OL coach for the Dolphins in 2018 ... Spent the 2017 season coaching the Bears' OL after working as the assistant OL coach with the Dolphins in 2016 ... Began his NFL coaching career with the Lions as an OL coach (2013-15) and assistant OL coach (2009-12)
- ▶ Spent six years with the Ravens working as an area scout (2005-08) and player personnel assistant (2003-04) ... Also served as a football operations assistant for the Panthers in 2002

**JOE  
PANNUNZIO**

ASSISTANT SPECIAL TEAMS COORDINATOR

NFL Experience: 9th Year (9th with Eagles)  
College: Southern Colorado Hometown: Pueblo, CO

SUPER BOWL CHAMPION: 2024 (LIX)

- ▶ Named the Eagles' assistant special teams coordinator in 2021
- ▶ Aided a special teams unit that played an important role in Philadelphia capturing **Super Bowl LIX** in 2024 ... **Jake Elliott** posted the most kicking points (16) in Super Bowl history ... Elliott also set team postseason records in kicking points (43), made kicks (23) and MFGs (10) ... **Kelee Ringo** posted a career-high 8 special teams tackles as a gunner
- ▶ In 2023, assisted a unit that saw **Jake Elliott** establish a team record in FG percentage (93.8%), while **Braden Mann** set club marks in gross (49.8) and net (43.9) punting average
- ▶ Re-joined the Eagles in 2019 as the director of team development
- ▶ Served as the special teams coordinator/TEs coach (2017) and RBs coach (2018) at Alabama after working as the Eagles' director of personnel operations (2015-16) ... Also spent 2011-14 at Alabama
- ▶ Worked as the TEs coach/special teams coordinator at Miami (FL) from 2006-10 ... Tutored players such as **Greg Olsen** and **Jimmy Graham**
- ▶ Was the head coach at Murray State from 2000-05
- ▶ Coached under **Tommy Tuberville** at both Auburn (1999) and Mississippi (1995-98), working with the TEs and special teams ... Also had the same position with **Jim Wacker** at Minnesota (1992-94) ... Was the OL/TEs/special teams coach under Wacker at TCU (1990-91)

**GREG  
AUSTIN**

ASSISTANT OFFENSIVE LINE

NFL Experience: 6th Year (4th with Eagles)  
College: Nebraska Hometown: Cypress, TX

- ▶ Re-joined the Eagles as the assistant offensive line coach in 2025 after previously coaching with the organization from 2013-15
- ▶ Spent two seasons on the Jacksonville Jaguars' coaching staff, serving as the club's assistant offensive line coach (2024) and offensive quality control coach (2023) ... In 2024, helped develop an offensive line that allowed the 7th-fewest sacks (32, tied) in the league
- ▶ At Nebraska, supported an offensive line that helped quarterback **Adrian Martinez** establish a program record in total offense (10,792) while becoming the fourth player in Big Ten history to have 8,000-plus passing yards and 2,000-plus rushing yards in their career ... During the 2018 campaign, Nebraska's offensive line blocked for running back **Devine Ozigbo**, who earned All-Big Ten honors after rushing for 1,082 yards at 7.0 yards per carry (seventh in program history)
- ▶ Helped Central Florida's offensive line play a pivotal role in the Knights recording the most points per game (48.2) in the country in 2016
- ▶ Originally joined the Eagles as an assistant offensive line coach (2013-15) under the direction of **Jeff Stoutland** ... In his first season with Philadelphia in 2013, contributed to an offensive line that paved the way for **LeSean McCoy**, who led the NFL with 1,607 rushing yards
- ▶ Began his coaching career at Oregon, where he was an offensive graduate assistant (2011-12) and coaching intern (2010)

**TYLER  
BROWN**

SPECIAL TEAMS ASSISTANT

NFL Experience: 5th Year (5th with Eagles)  
College: Rowan Hometown: Marlton, NJ

SUPER BOWL CHAMPION: 2024 (LIX)

- ▶ Named special teams assistant in 2023 after originally joining the club as a special teams quality control coach in 2021
- ▶ Contributed to a special teams unit that played an important role in Philadelphia capturing **Super Bowl LIX** in 2024 ... **Jake Elliott** posted the most kicking points (16) in Super Bowl history ... Elliott also set team postseason records in kicking points (43), made kicks (23) and MFGs (10) ... **Kelee Ringo** posted a career-high 8 special teams tackles
- ▶ Supported a special teams group that ranked 1st in the NFL in special teams DVOA (4.2%) and 5th in *Pro Football Focus* special teams grade (89.0) in 2023 ... **Jake Elliott** established a franchise record in FG percentage (93.8%) and **Braden Mann** set team marks in gross (49.8) and net (43.9) punting average
- ▶ In his first year with the Eagles, aided a special teams unit led by **Jake Elliott**, who registered a then-club-record 90.9% FG percentage
- ▶ Spent five seasons at Michigan as a special teams graduate assistant (2019-20) and special teams analyst (2016-18) under **Jim Harbaugh**
- ▶ Was a special teams consultant under **Matt Rhule** at Temple (2014-15)
- ▶ Mentored by his father, Randy, who is a special teams coach with the Ravens and previously worked with the Eagles from 2004-05
- ▶ Worked with top high school kickers while attending Rowan University

**RONELL  
WILLIAMS**

ASSISTANT LINEBACKERS/DEFENSIVE QC

NFL Experience: 7th Year (3rd with Eagles)  
College: West Chester Hometown: Chester, PA

SUPER BOWL CHAMPION: 2024 (LIX)

- ▶ Enters his third season as Philadelphia's assistant linebackers coach ... Added the title and responsibilities of defensive quality control in 2025
- ▶ Supported a LB corps that played a key role in the Eagles' **Super Bowl LIX**-winning campaign that included the top-ranked total defense (278.4 ypg) during the regular season ... Philadelphia featured one of two linebacker duos in the NFL with 125-plus tackles apiece between **Zack Baun** (150) and **Nakobe Dean** (128)
- ▶ Helped navigate injuries throughout the 2023 season by developing a group of young DBs and mixing in veteran experience at the slot
- ▶ Prior to joining the Eagles' staff, spent five years working as a defensive quality control coach with Chicago (2019-22)
- ▶ In 2021, supported a Bears defense that led the NFL in sacks per pass attempt (10.3%) and totaled the 4th-most sacks (48) overall, including a franchise-record 18.5 sacks by **Robert Quinn** ... Chicago finished 3rd in passing defense (191.6 ypg) and 6th in total defense (316.7 ypg)
- ▶ Before his time with the Bears, spent the 2017-18 seasons as a graduate assistant/defensive analyst at Temple ... Also served as the LBs coach at Widener during the 2016 campaign
- ▶ A native of Chester, PA, who played collegiately at West Chester as a LB, where he led the team in tackles from 2011-13

**TYLER  
YELK**

DEFENSIVE ASSISTANT

NFL Experience: 3rd Year (3rd with Eagles)  
College: Minnesota-Duluth Hometown: Arlington, WI

SUPER BOWL CHAMPION: 2024 (LIX)

- ▶ Named defensive assistant during the 2025 offseason after originally serving as head coach QC (2024) and assistant to the head coach (2023) ... Spent 14 seasons working in the collegiate ranks
- ▶ In 2024, supported a coaching staff that led the Eagles to an NFL-record-tying 18 regular-season and postseason wins en route to defeating the Kansas City Chiefs, 40-22, in **Super Bowl LIX**
- ▶ Supported a staff that helped guide the team to an 11-6 record and playoff appearance during his first season in Philadelphia in 2023
- ▶ In 2022, coached the safeties at Idaho and assisted a defense that led the conference and ranked T-5th overall in the FCS in INTs (16)
- ▶ Coached the safeties and nickels at Temple from 2019-21
- ▶ Worked with the safeties at Northern Illinois in 2018 ... Helped the Huskies rank 1st in the conference in both scoring and total defense
- ▶ From 2016-17, served as the co-defensive coordinator and safeties coach at South Dakota ... Also worked at Western Illinois as the DBs/special teams coach (2013-14) and co-defensive coordinator (2015)
- ▶ Began his coaching career at his alma mater, Minnesota-Duluth, in 2009 ... In 2010, when Minnesota-Duluth claimed the NCAA Division II title, he became the first Bulldog to win a national championship as both a player and coach



## ERIC DICKERSON

### OFFENSIVE QUALITY CONTROL



NFL Experience: 5th Year (5th with Eagles)  
College: South Carolina State Hometown: Goose Creek, SC

**SUPER BOWL CHAMPION: 2024 (LIX)**

- ▶ Named an offensive quality control coach in 2022 after working as a defensive assistant in 2021 ... First joined the Eagles' staff through the NFL's Bill Walsh Diversity Coaching Fellowship Program
- ▶ Contributed to an offense that helped the Eagles win **Super Bowl LIX** in 2024 ... The Eagles ranked 2nd in rushing offense (187.6 ypg), 6th in offensive points per game (26.7) and 8th in total offense (367.2 ypg)
- ▶ Supported an offense that set an Eagles record in third-down percentage (48.0%, 3rd in NFL) for the second consecutive year in 2023
- ▶ Aided an Eagles coaching staff that helped the team advance to Super Bowl LVII in 2022 ... Assisted a record-breaking offense that set club marks in points (477), scrimmage TDs (57), rushing TDs (32), third-down conversion rate (45.9%) and red zone TD efficiency (67.8%)
- ▶ During the 2021 season, contributed to an Eagles defensive unit that allowed the 5th-fewest explosive plays (117) in the NFL, while ranking 10th in opponent yards per game (328.8) ... Philadelphia also tied for the 2nd-most defensive TDs (5) in the league
- ▶ Before the Eagles, spent three years at Duke as a football analyst from 2018-20, working on special teams and with the WRs/TEs on offense
- ▶ Started his coaching career working with the TEs and FBs at his alma mater, South Carolina State, during the 2017 campaign



## TYLER SCUDDER

### DEFENSIVE QUALITY CONTROL



NFL Experience: 5th Year (5th with Eagles)  
College: West Virginia Hometown: Gettysburg, PA

**SUPER BOWL CHAMPION: 2024 (LIX)**

- ▶ Enters his second season as a defensive quality control coach and his fifth overall campaign with the organization
- ▶ Assisted a **Super Bowl LIX**-winning defense that paced the league in total defense (278.4 ypg), passing defense (174.2 ypg), defensive points allowed per game (16.9), opponent three-and-out percentage (39.0%) and FFs (18, tied) while ranking 3rd in third-down defense (35.5%), 5th in red zone defense (50.0%, tied) and 6th in takeaways (25, tied)
- ▶ Served as an assistant LBs coach in 2023 ... Helped coach **Nicholas Morrow** to 93 tackles with career highs in TFLs (12) and sacks (3.0)
- ▶ In 2022, supported Philadelphia's defense en route to Super Bowl LVII ... The Eagles posted the 3rd-most sacks (70) in NFL history while also ranking 1st in passing defense (179.8 ypg), 2nd in total defense (301.5 ypg), 3rd in opponent passer rating (81.6) and 4th in takeaways (27)
- ▶ Prior to Philadelphia, enjoyed a three-year stint as a senior defensive quality control coach at Iowa State (2018-20) ... With the Cyclones, helped Iowa State reach Top 3 Big 12 rankings in scoring defense in 2018 (22.9 ppg, 1st), 2019 (25.9 ppg, 3rd) and 2020 (21.4 ppg, 2nd)
- ▶ Spent four years at Duquesne as co-defensive coordinator/LBs coach (2015-17) and LBs coach (2014)
- ▶ Mentored the CBs/LBs at Indiana University of Pennsylvania (2010-12)



## MONTGOMERY VANGORDER

### OFFENSIVE QUALITY CONTROL



NFL Experience: 1st Year (1st with Eagles)  
College: Notre Dame, Youngstown State Hometown: Buford, GA

- ▶ Joined the Eagles as an offensive quality control coach in 2025
- ▶ Spent six seasons as an offensive quality control coach at Georgia from 2019-24, including two years working primarily with the Bulldogs' quarterbacks (2023-24) ... Assisted two CFP National Championship-winning teams and helped Georgia record one of the most dominant runs in modern college football history
- ▶ In 2024, contributed to an offense that ranked 12th in the country in passing yards per game (281.0) and helped the Bulldogs win their second SEC Championship in three seasons while making a Sugar Bowl appearance ... Aided the development of **Carson Beck**, who produced a career-high 28 passing touchdowns with 3,485 yards
- ▶ Supported a Georgia offense that ranked 4th nationally in completion percentage (71.8 pct.), 5th in scoring (40.1 ppg) and total offense (496.5 ypg), and 11th in passing offense (305.3 ypg) in 2023
- ▶ Helped the Bulldogs register the 5th-most points per game (41.1) and total yards per game (501.2) in college football in 2022 while becoming the first team to win back-to-back national titles in program history
- ▶ Played quarterback at Notre Dame from 2014-17 before his final collegiate season at Youngstown State in 2018



## COLE PETERSON

### ASSISTANT TO THE HEAD COACH



NFL Experience: 1st Year (1st with Eagles)  
College: Youngstown State Hometown: Columbus, OH

- ▶ Joined Philadelphia as assistant to the head coach in 2025
- ▶ Previously served as the executive director of football operations (2023-24) under head coach **Trent Dilfer** at UAB, where he helped lead the day-to-day operations of the program
- ▶ Named a finalist for the *FootballScoop* Football Operations Director of the Year Award in his first year with UAB in 2023
- ▶ Spent the 2022 campaign as the assistant director of football operations and assistant to head coach **Tom Allen** at Indiana ... Aided a Hoosiers staff that doubled the team's win total from the previous year
- ▶ Started his career as a 22-year-old director of football operations/player personnel director at Youngstown State in 2021, becoming the youngest individual to hold that title in college football
- ▶ Spent three years as a student worker with the Penguins' football program ... Also volunteered at Akron and Pittsburgh
- ▶ Son of **John Peterson**, who spent 33 years as a coach, with stops at Ohio State, Arizona, Pittsburgh and more



## DOM DISANDRO



SENIOR ADVISOR TO THE G.M./CHIEF SECURITY  
OFFICER/GAMEDAY COACHING OPERATIONS

NFL Experience: 27th Year (27th with Eagles)

**SUPER BOWL CHAMPION: 2017 (LII), 2024 (LIX)**

- ▶ Enters his 27th year with the Eagles ... Added the title and responsibilities of gameday coaching operations during the 2024 offseason
- ▶ Oversees all safety and security matters for players, coaches, and executives ... Also directs security at the team's training complex, is responsible for security measures related to team travel and logistics, and provides education on the NFL's personal conduct policy
- ▶ Originally joined the organization in 1999



# PLAYER BIOS



[FRONT OFFICE & COACHING STAFF](#)

[PLAYER BIOS](#)

[ROSTER BREAKDOWN](#)

[2025 EAGLES STATISTICS](#)

[RECORD BOOK](#)

[NFL STATISTICS](#)

[OFF THE FIELD](#)



# CAL ADOMITIS

LONG SNAPPER | 57

*(pronounced AA-dum-EYE-tiss)*

Height: 6-2 Weight: 238 DOB: July 9, 1998 (Age 27)  
 NFL Experience: 4th Year (1st with Eagles) Draft: UDFA-22 by CIN Acquired: FA-25  
 College: Pittsburgh Hometown (HS): Pittsburgh, PA (Central Catholic)



## CAREER STATISTICS

Year	Team	GP	ST	ST Snaps	
			Tackles	No	Pct
2022	Cincinnati	15	1	128	29%
2023	Cincinnati	17	1	148	32%
2024	Cincinnati	17	3	140	30%
2025	Philadelphia	8	1	72	23%
<b>Totals</b>		<b>57</b>	<b>6</b>	<b>---</b>	<b>---</b>

## PLAYOFFS

2022	Cincinnati	3	1	22	31%
<b>Totals</b>		<b>3</b>	<b>1</b>	<b>---</b>	<b>---</b>

## ADDITIONAL STATISTICS

Special Teams Tackles: 2 - 2025 (2)

## BIRDSEED

- ▶ In October of 2021, launched "Cal's Kids," an initiative to raise \$94,000 for UPMC Children's Hospital of Pittsburgh ... The dollar total was inspired by his No.94 jersey number, but the effort ultimately raised nearly \$115,000
- ▶ His brother, Graham Adomitis, was a first-team All-Ivy League tight end at Princeton and a Tiger's team captain
- ▶ Served as Pitt's president of the Student-Athlete Advisory Committee (SAAC) during his undergraduate studies

## CAREER HIGHLIGHTS

- ▶ Entered the NFL as a UDFA with Cincinnati and played in 49 contests, including three postseason games when the Bengals made an appearance in Super Bowl LVI

## 2025 SEASON - EAGLES



## 2024 SEASON - BENGALS

- ▶ Saw action in 17 contests, and totaled 140 snaps on special teams

## COLLEGE HIGHLIGHTS

- ▶ Played collegiately at Pittsburgh, where he finished his career as the most accomplished long snapper in Pitt history ... Selected a first team All-American at that position by the American Football Coaches Association (AFCA), the only one of the five NCAA-recognized All-American selectors that chooses a long snapper
- ▶ Handled both long and short snapping for the Panthers in every game from 2017-21, a streak of 64 consecutive contests
- ▶ Recipient of the Blue-Gold Award, presented to the senior student athletes who best academic scholarship, athletic achievement, leadership qualities and citizenship; the winners of the award have their names engraved on the Varsity Walk on Pitt's campus

## TRANSACTIONS

- ▶ **2022** - Signed by CIN as UDFA ... **8/30/22** - Waived by CIN ... **8/31/22** - Signed by CIN to practice squad ... **9/12/22** - Signed by CIN to active roster from practice squad ... **2/22/23** - Agreed to terms with CIN on 1-year extension ... **4/15/24** - Signed by CIN to a 1-year contract ... **2/21/25** - Signed by CIN to a 1-year contract ... **8/26/25** - Waived by CIN ... **9/30/25** - Signed by PHI to active roster





# SAQUON BARKLEY

## RUNNING BACK | 26

(pronounced SAY-kwon)

Height: 6-0 Weight: 232 DOB: Feb. 9, 1997 (Age 28)  
 NFL Experience: 8th Year (2nd with Eagles) Draft: D1-18 (2nd overall) by NYG Acquired: FA-NYG-24  
 College: Penn State Hometown (HS): Coplay, PA (Whitehall)



SUPER BOWL CHAMPION: 2024 (LIX) NFL OPOY: 2024 ALL-PRO: 2024 PRO BOWL: 2018, 2022, 2024 NFL OROY: 2018 ALL-ROOKIE: 2018

### CAREER STATISTICS

Year	Team	GP/S	RUSHING					RECEIVING					OFF SNAPS		
			Att	Yds	Avg	Lg	TD	Rec	Yds	Avg	Lg	TD	TYS	No	Pct
2018	N.Y. Giants	16/16	261	1,307	5.0	78t	11	91	721	7.9	57t	4	2,028	852	83%
2019	N.Y. Giants	13/13	217	1,003	4.6	68t	6	52	438	8.4	65	2	1,441	728	68%
2020	N.Y. Giants	2/2	19	34	1.8	18	0	6	60	10.0	38	0	94	67	7%
2021	N.Y. Giants	13/13	162	593	3.7	41	2	41	263	6.4	54t	2	856	513	47%
2022	N.Y. Giants	16/16	295	1,312	4.4	68	10	57	338	5.9	41	0	1,650	856	75%
2023	N.Y. Giants	14/14	247	962	3.9	36	6	41	280	6.8	46	4	1,242	717	65%
2024	Philadelphia	16/16	345	2,005	5.8	72t	13	33	278	8.4	43	2	2,283	801	69%
2025	Philadelphia	12/12	198	740	3.7	65t	4	35	259	7.4	47t	2	999	579	80%
<b>Totals</b>		<b>102/102</b>	<b>1,744</b>	<b>7,956</b>	<b>4.6</b>	<b>78t</b>	<b>52</b>	<b>356</b>	<b>2,637</b>	<b>7.4</b>	<b>65</b>	<b>16</b>	<b>10,593</b>	<b>---</b>	<b>---</b>

### PLAYOFFS

2022	N.Y. Giants	2/2	18	114	6.3	39	2	7	77	11.0	24	0	191	99	80%
2024	Philadelphia	4/4	91	499	5.5	78t	5	13	75	5.8	22	0	574	219	82%
<b>Totals</b>		<b>6/6</b>	<b>109</b>	<b>613</b>	<b>5.6</b>	<b>78t</b>	<b>7</b>	<b>20</b>	<b>152</b>	<b>7.6</b>	<b>24</b>	<b>0</b>	<b>765</b>	<b>---</b>	<b>---</b>

### ADDITIONAL STATISTICS

Fumbles/Lost: 9/5 - 2019 (1/0), 2021 (2/1), 2022 (1/0), 2023 (2/2), 2024 (2/1), 2025 (1/1)

### CAREER HIGHS

Rush Attempts	36	10/29/23 vs. NYJ
Rushing Yards	255	11/24/24 at LAR
Rushing Long	78t	2x, last: 1/19/25 vs. LAR (Div.)
Rushing TDs	3	1/26/25 vs. Was. (CC)
Receptions	14	9/16/18 at Dal.
Receiving Yards	99	10/11/18 vs. Phi.
Receiving Long	65	11/4/19 vs. Dal.
Receiving TDs	2	2x, last: 11/19/23 at Was.
Scrimmage Yards	302	11/24/24 at LAR
Scrimmage TDs	3	3x, last: 1/26/25 vs. Was. (CC)

### BIRDSEED

- ▶ Previously selected as the Giants' Walter Payton NFL Man of the Year nominee in 2022 and 2023 ... The award is considered the NFL's most prestigious honor and recognizes players who have demonstrated excellence on the field and a passion to impact the lives of others
- ▶ Created the Michael Ann and Saquon Barkley Hope Foundation ... The group's mission is to support the goals and dreams of youth through scholarships, educational assistance and athletics guidance
- ▶ Established the Saquon Barkley Center of Excellence with St. Luke's University Health Network in Whitehall, PA, to bring opportunities to underserved youth with a focus on physical activity and academics
- ▶ Comes from a family with a boxing history ... His father, Alibay, was an amateur boxer, while his great uncle, Iran Barkley, was a professional boxer and world champion in three different weight divisions

### CAREER HIGHLIGHTS

- ▶ Named the **NFL Offensive Player of the Year** and was recognized as an NFL MVP finalist by the *Associated Press* in 2024 ... Rushed for a franchise-record 2,005 yards, becoming just the ninth member of the league's 2,000+ yard rushing club (8th-most rushing yards in NFL history) ... Also earned first-team **All-Pro** and **Pro Bowl** honors and completed his historic season with a **Super Bowl LIX** victory ... Finished as the third rushing champion to win a Super Bowl in the same season, joining **Terrell Davis** (1998) and **Emmitt Smith** (1992, '93, '95)
- ▶ Established an NFL record with 2,504 rushing yards in the regular season and playoffs in 2024, breaking the previous mark set by **Terrell Davis** in 1998 (2,476) ... Also became the first player in history to pro-





2025 GAME-BY-GAME STATISTICS (PHI)

Date	Opp	GP/S	RUSHING					RECEIVING					OFF SNAPS			
			Att	Yds	Avg	Lg	TD	Rec	Yds	Avg	Lg	TD	TYS	No	Pct	
Sep 4	Dal	W	1/1	18	60	3.3	16	1	4	24	6.0	8	0	84	50	79%
Sep 14	at KC	W	1/1	22	88	4.0	13t	1	2	6	3.0	6	0	94	50	83%
Sep 21	LAR	W	1/1	18	46	2.6	12	0	4	9	2.3	5	0	55	63	94%
Sep 28	at TB	W	1/1	19	43	2.3	10	1	4	31	7.8	15	0	74	48	84%
Oct 5	Den	L	1/1	6	30	5.0	17	0	3	58	19.3	47t	1	88	44	72%
Oct 9	at NYG	L	1/1	12	58	4.8	18	0	2	9	4.5	10	0	67	46	81%
Oct 19	at Min	W	1/1	18	44	2.4	9	0	1	-2	-2.0	-2	0	42	39	78%
Oct 26	NYG	W	1/1	14	150	10.7	65t	1	4	24	6.0	12	1	174	35	59%
Nov 10	at GB	W	1/1	22	60	2.7	15	0	3	41	13.7	41	0	101	44	70%
Nov 16	Det	W	1/1	26	83	3.2	14	0	1	7	7.0	7	0	90	58	81%
Nov 23	at Dal	L	1/1	10	22	2.2	7	0	7	52	7.4	16	0	74	52	83%
Nov 28	Chi	L	1/1	13	56	4.3	15	0	0	0	---	--	0	56	50	93%
Dec 8	at LAC															
Dec 14	LV															
Dec 20	at Was															
Dec 28	at Buf															
TBD	Was															
<b>Totals</b>			<b>12/12</b>	<b>198</b>	<b>740</b>	<b>3.7</b>	<b>65t</b>	<b>4</b>	<b>35</b>	<b>259</b>	<b>7.4</b>	<b>47t</b>	<b>2</b>	<b>999</b>	<b>579</b>	<b>80%</b>

**Hobbies:** Hanging out with his family and playing golf (loves finding and exploring new courses) ... **If he could have a career outside of football:** TV personality talking about sports and life ... **Surprisingly good at:** Connect Four ... **Karaoke song of choice:** "Let Me Love You" by Mario ... **Favorite athletes to watch:** Shakur Stevenson and Ger-vonta Davis ... **Favorite TV show:** Martin ... **Favorite Music:** Rap



duce seven 60+ yard rushing TDs in a season (including playoffs)

- ▶ Registered the most rushing yards (255) and scrimmage yards (302) in Eagles single-game history on 11/24/24 at L.A. Rams ... Set the team playoff record for rushing yards (205) on 1/19/25 vs. L.A. Rams
- ▶ Voted to his second **Pro Bowl** and was selected a finalist for AP NFL Comeback Player of the Year with the Giants following the 2022 campaign, when he rushed for 1,312 yards and 10 TDs on 295 carries
- ▶ Honored as the **AP NFL Offensive Rookie of the Year** and earned **Pro Bowl** and PFWA **All-Rookie** accolades after the 2018 season, when he produced Giants rookie records with 1,307 rushing yards (2nd in the NFL), 91 receptions and 15 total TDs (11 rushing, 4 receiving)

**NOTES TO KNOW**

- ▶ Ranks 2nd in the NFL with 86.5 rushing yards per game dating back to 2022 (min. 55 games), behind only **Derrick Henry** (89.6) ... Has registered the 2nd-most rushing yards (5,019) overall during that stretch, trailing only Henry (5,557)

**2025 SEASON - EAGLES**

- ▶ Totaled a season-high 150 yards on 14 carries (10.7 avg.) with 1 TD and added 24 yards and 1 receiving TD on 4 receptions in the 38-20 win vs. N.Y. Giants (10/26/25)

**2024 SEASON - EAGLES**

- ▶ Recognized as the *Associated Press* **NFL Offensive Player of the Year** after leading the NFL with a franchise-record 2,005 rushing yards and tallying 13 rushing TDs on a league-high 345 attempts ... Became just the ninth all-time member of the 2,000+ yard rushing club (8th-most rushing yards in NFL history) ... Additionally honored as an AP NFL MVP finalist and collected first-team **All-Pro** and **Pro Bowl** accolades
- ▶ Finished his historic campaign with a **Super Bowl LIX** victory ... Became only the third rushing champion to win a Super Bowl in the same season, joining **Terrell Davis** (1998) and **Emmitt Smith** (1992, '93, '95)
- ▶ Produced the most combined rushing yards (2,504) in NFL history, including a team-record 499 rushing yards in the playoffs ... Broke the previous mark set by **Terrell Davis** in 1998 (2,476) ... Also notched the most 60+ yard rushing TDs (seven) in history (including playoffs)



MOST RUSHING YARDS		
Date	Opponent	Yds
11/24/24	at Los Angeles Rams (W, 37-20)	255
1/19/25	vs. Los Angeles Rams (W, 28-22) (Div.)	205
12/22/19	at Washington Commanders (W, 41-35)	189
10/20/24	at New York Giants (W, 28-3)	176
12/9/18	at Washington Commanders (W, 40-16)	170
12/29/24	vs. Dallas Cowboys (W, 41-7)	167
9/11/22	at Tennessee Titans (W, 21-20)	164
11/3/24	vs. Jacksonville Jaguars (W, 28-23)	159
11/13/22	vs. Houston Texans (W, 24-16)	152
10/26/25	vs. New York Giants (W, 38-20)	150

MOST SCRIMMAGE YARDS		
Date	Opponent	Yds
11/24/24	at Los Angeles Rams (W, 37-20)	302
12/22/19	at Washington Commanders (W, 41-35)	279
1/19/25	vs. Los Angeles Rams (W, 28-22) (Div.)	232
10/11/18	vs. Philadelphia Eagles (L, 13-34)	229
11/3/24	vs. Jacksonville Jaguars (W, 28-23)	199
11/14/24	vs. Washington Commanders (W, 26-18)	198
12/9/18	at Washington Commanders (W, 40-16)	197
9/11/22	at Tennessee Titans (W, 21-20)	194
10/20/24	at New York Giants (W, 28-3)	187
10/26/25	vs. New York Giants (W, 38-20)	174
12/29/24	vs. Dallas Cowboys (W, 41-7)	169



- ▶ Rushed for a team-playoff-record 205 yards with 2 TDs (both for 60+ yards) in the 28-22 victory vs. L.A. Rams in the NFC Divisional Round (1/19/25) ... His 205 rushing yards broke a 74-year mark set by **Steve Van Buren** in the 1949 NFL Championship (196 yards on 12/18/49 vs. L.A. Rams) ... His 78-yard, game-sealing score in the snow was the longest rushing TD in the fourth quarter of a postseason game since **Charlie Garner** with Oakland vs. N.Y. Jets on 1/12/02 (80 yards)
- ▶ Posted franchise records in rushing yards (255) and scrimmage yards (302) in the 37-20 win at L.A. Rams (11/24/24) ... Eclipsed prior team marks set by **LeSean McCoy** (217 rushing yards on 12/8/13 vs. Detroit) and **Duce Staley** (262 scrimmage yards on 9/3/00 vs. Dallas) ... Both were the 9th-highest totals in NFL history ... Became the first player to have multiple 70+ yard rushing TDs in a game since 2009
- ▶ Voted **NFC Offensive Player of the Month** for November after leading the league in rushing yards (626) and rushing TDs (5) ... Set an Eagles record with four **NFC Offensive Player of the Week** awards

**COLLEGE HIGHLIGHTS**

- ▶ Played collegiately at Penn State (2015-17), finishing his time with 671 carries for 3,843 yards (5.7 avg.) and 43 TDs while catching 102 passes for 1,195 yards (11.7 avg.) with 8 TDs ... Amassed 5,538 total yards on 791 touches for averages of 7.0 yards per play and 145.7 yards per game ... Ended his career as the Nittany Lions' all-time leader in all-purpose yards (5,538), total TDs (53) and rushing TDs (43) ... Additionally, his 318 points were the most ever by a Penn State non-kicker
- ▶ A two-time Big Ten Most Valuable Player (2016-17), Big Ten Offensive Player of the Year (2016-17), Big Ten Running Back of the Year (2016-17) and first-team All-Big Ten selection (2016-17) ... Received the Paul Hornung Award (nation's most versatile player) and was a consensus All-America selection in 2017, when he rushed for 1,271 yards on 217 attempts (5.9 avg.) with 18 TDs, along with 2 kickoff return TDs

**TRANSACTIONS**

- ▶ **2018** - Drafted by NYG in 1st round (2nd overall) ... **9/22/20** - Placed on Reserve/Injured (knee) ... **4/28/21** - 5th-year option exercised by NYG ... **11/3/21** - Placed on Reserve/COVID-19 ... **11/5/21** - Activated from Reserve/COVID-19 ... **3/7/23** - Signed by NYG to franchise tag ... **3/13/24** - Agreed to terms with PHI on 3-year contract ... **3/4/25** - Agreed to terms with PHI on 2-year contract extension



# ZACK BAUN

LINEBACKER | 53



Height: 6-3 Weight: 225 DOB: Dec. 30, 1996 (Age 28)  
 NFL Experience: 6th Year (2nd with Eagles) Draft: D3-20 (74th overall) by NO Acquired: FA-NO-24  
 College: Wisconsin Hometown (HS): West Bend, WI (Brown Deer)

SUPER BOWL CHAMPION: 2024 (LIX) ALL-PRO: 2024 PRO BOWL: 2024

### CAREER STATISTICS

Year	Team	GP/S	TACKLES				PASS RUSH			INTERCEPTIONS					FUMBLES		DEF SNAPS	
			Total	Solo	Asst	TFL	Sacks	QBH	QBP	Int	Yds	Lg	TD	PD	FF	FR	No	Pct
2020	New Orleans	15/3	8	3	5	1	0.0	0	1	0	0	--	0	0	0	0	82	8%
2021	New Orleans	17/4	22	16	6	0	0.0	2	2	0	0	--	0	0	0	0	194	17%
2022	New Orleans	13/1	8	6	2	1	0.0	2	1	0	0	--	0	0	0	0	83	7%
2023	New Orleans	17/6	27	18	9	4	2.0	4	16	1	10	10	0	2	0	0	301	27%
2024	Philadelphia	16/16	150	92	58	11	3.5	5	14	1	0	0	0	4	5	1	939	90%
2025	Philadelphia	12/12	96	51	45	6	3.0	4	15	1	0	0	0	6	1	1	800	99%
<b>Totals</b>		<b>90/42</b>	<b>311</b>	<b>186</b>	<b>125</b>	<b>23</b>	<b>8.5</b>	<b>17</b>	<b>49</b>	<b>3</b>	<b>10</b>	<b>10</b>	<b>0</b>	<b>12</b>	<b>6</b>	<b>2</b>	<b>---</b>	<b>---</b>

### PLAYOFFS

2020	New Orleans	2/0	2	1	1	0	0.0	0	0	0	0	--	0	0	0	0	20	16%
2024	Philadelphia	4/4	32	19	13	2	0.0	1	2	2	16	16	0	3	1	2	266	98%
<b>Totals</b>		<b>6/4</b>	<b>34</b>	<b>20</b>	<b>14</b>	<b>2</b>	<b>0.0</b>	<b>1</b>	<b>2</b>	<b>2</b>	<b>16</b>	<b>16</b>	<b>0</b>	<b>3</b>	<b>1</b>	<b>2</b>	<b>---</b>	<b>---</b>

### ADDITIONAL STATISTICS

Special Teams Tackles: 18 - 2020 (4) 2021 (6), 2022 (5), 2023 (2), 2024 (1) Postseason Special Teams Tackles: 1 - 2024 (1)

### CAREER HIGHS

Tackles	15	9/6/24 vs. GB
Sacks	2.0	9/6/24 vs. GB
INTs	1	5x, last: 9/21/25 vs. LAR
PDs	2	3x, last: 10/26/25 vs. NYG
FFs	2	11/10/24 at Dal.
FRs	1	4x, last: 11/23/25 at Dal.

### BIRDSEED

- Originally signed with the Eagles on a 1-year contract during the 2024 offseason after spending the previous four years as a situational pass rusher and special teams contributor with New Orleans (2020-23) ... Moved to off-ball LB for the first time in his career upon joining the defense ... Earned the starting job out of training camp and became a 2024 Associated Press NFL Defensive Player of the Year finalist
- Played QB and OLB at Brown Deer (WI) High School ... Threw for 3,061 yards and ran for 3,923 yards while recording 94 total TDs (67 rushing, 27 passing) ... Selected a first-team all-state QB ... Also rated as the No. 2 OLB, No. 4 athlete and No. 23 QB in Wisconsin as a senior
- Has represented the Special Olympics through the NFL's My Cause My Cleats initiative ... The Special Olympics offers sports and health programs to athletes with intellectual disabilities around the world

### CAREER HIGHLIGHTS

- Named an AP NFL Defensive Player of the Year finalist while earning first-team All-Pro and Pro Bowl recognition for the first time in his career during Philadelphia's Super Bowl LIX-winning campaign in 2024 ... Recorded career highs with 150 tackles (2nd-most by an Eagle since 1994), 11 TFLs, 5 FFs (T-2nd in NFL), 4 PDs, 3.5 sacks, 1 INT and 1 FR during the regular season ... According to Pro Football Focus, finished with the highest defensive grade (90.1) among NFL LBs
- Produced 32 tackles with 2 INTs, 2 FRs and 1 FF during the 2024 postseason ... Became just the second NFL LB since 1991 to register takeaways in each of their first four career playoffs starts, joining Devin White in 2020 ... Picked off Chiefs QB Patrick Mahomes at the KC 14 with 1:49 remaining in the second quarter to set up an Eagles TD that made it a 24-0 score before halftime during Super Bowl LIX





2025 GAME-BY-GAME STATISTICS (PHI)

Date	Opp	GP/S	Tot	Solo	Sk	Int	PD	FF	FR	Snaps	Pct	
Sep 4	Dal	W	1/1	9	6	0.0	0	1	0	0	100%	
Sep 14	at KC	W	1/1	6	5	0.0	0	0	0	0	100%	
Sep 21	LAR	W	1/1	7	3	0.0	1	2	0	0	100%	
Sep 28	at TB	W	1/1	8	5	1.0	0	0	1	0	100%	
Oct 5	Den	L	1/1	12	7	1.0	0	0	0	0	100%	
Oct 9	at NYG	L	1/1	6	3	0.0	0	0	0	0	94%	
Oct 19	at Min	W	1/1	10	6	0.0	0	0	0	0	100%	
Oct 26	NYG	W	1/1	6	3	1.0	0	2	0	0	87%	
Nov 10	at GB	W	1/1	8	5	0.0	0	0	0	0	100%	
Nov 16	Det	W	1/1	7	2	0.0	0	0	0	0	100%	
Nov 23	at Dal	L	1/1	9	3	0.0	0	1	0	1	100%	
Nov 28	Chi	L	1/1	8	3	0.0	0	0	0	0	100%	
Dec 8	at LAC											
Dec 14	LV											
Dec 20	at Was											
Dec 28	at Buf											
TBD	Was											
<b>Totals</b>			<b>12/12</b>	<b>96</b>	<b>48</b>	<b>3.0</b>	<b>1</b>	<b>6</b>	<b>1</b>	<b>1</b>	<b>800</b>	<b>99%</b>

**Nicknames:** ZB, Z-Beezy ... **Hobbies:** Spending time with family, traveling and recently began golfing ... **Little known facts:** Was in the orchestra for 8 years and can solve a Rubik's Cube in less than a minute ... **If he could play another sport:** Would play PF for the Bucks since he's from Wisconsin ... **If he could have a career outside of sports:** Would open a gym for underprivileged athletes ... **Favorite TV show:** *SpongeBob* ... **Favorite music:** Rap (J Cole)

2025 SEASON - EAGLES

- ▶ Recorded 8 tackles (5 solo), 5 QB pressures, 1.0 sack and 1 FF in the 31-25 win at Tampa Bay (9/28/25) ... Sacked Buccaneers QB **Baker Mayfield**, forcing a fumble on third-and-10 from the PHI 15, leading to a FG
- ▶ Intercepted Rams QB **Matthew Stafford** on the opening drive of Philadelphia's 33-26 win vs. Los Angeles (9/21/25) ... The INT set up a 1-yard **Jalen Hurts** TD run to give the Eagles a 7-0 early lead

2024 SEASON - EAGLES

- ▶ Collected first-team **All-Pro** and **Pro Bowl** accolades for the first time in his career and was recognized as an AP NFL Defensive Player of the Year finalist after turning in the highest PFF defensive grade (90.1) among NFL LBs ... Totaled 150 tackles, 11 TFLs, 5 FFs, 4 PDs, 3.5 sacks, 1 INT and 1 FR in the regular season ... His tackles were the 2nd-most by an Eagle since 1994, behind **T.J. Edwards** in 2022 (159) ... Also tied for the 2nd-most FFs in the league, trailing only **T.J. Watt** (6)
- ▶ Logged 32 tackles with 2 INTs, 2 FRs and 1 FF over four games during Philadelphia's **Super Bowl LIX**-winning postseason run ... Became just the second NFL LB since 1991 to produce takeaways in each of their first four career playoff starts, joining **Devin White** in 2020
- ▶ Posted a team-high 7 tackles with 1 PD and 1 INT in the 40-22 win vs. Kansas City in **Super Bowl LIX** (2/9/25) ... Picked off Chiefs QB **Patrick Mahomes** at the KC 14 with 1:49 left during the second quarter to set up an Eagles TD that gave them a 24-0 lead before halftime
- ▶ Voted the **NFC Defensive Player of the Week** after tallying 8 tackles, 2 FFs and 1 FR in the 34-6 win at Dallas (11/10/24) ... Became the first player with 8+ tackles, 2+ FFs and 1+ FRs in a game since 2021
- ▶ Notched a career-high 15 tackles and career-high 2.0 sacks, including a game-clinching takedown, in the 34-29 win vs. Green Bay in Brazil (9/26/24) ... Became the sixth NFL player since 1994 to produce 15+ tackles and 2.0+ sacks in a game, joining **Bobby Wagner** (2023), **Devin White** (2021), **Roquan Smith** (2019) and **Patrick Willis** (2007)

COLLEGE HIGHLIGHTS

- ▶ Played collegiately at Wisconsin (2016-19) ... Totaled 154 tackles (99 solo), 30 TFLs, 15.0 sacks, 3 FFs and 2 INTs in 39 games (27 starts)
- ▶ As a junior in 2019, became the first consensus All-America LB in Badgers history ... Finished with 76 tackles (53 solo), 19.5 TFLs (2nd in Big Ten), 12.5 sacks (3rd in program history), 2 FFs and 1 INT-TD

TRANSACTIONS

- ▶ **2020** - Drafted by NO in 3rd round (74th overall) ... **12/17/22** - Placed on Reserve/Injured (ankle) ... **3/13/24** - Agreed to terms with PHI on 1-year contract ... **3/10/25** - Agreed to terms with PHI on 3-year contract





# JAKORIAN BENNETT

CORNERBACK | 23



Height: 5-10 Weight: 200 DOB: Aug. 23, 2000 (Age 25)  
 NFL Experience: 3rd Year (1st with Eagles) Draft: D4a-23 (104th overall) by LV Acquired: T-LV-25  
 College: Maryland Hometown (HS): Mobile, AL (McGill-Toole)

### CAREER STATISTICS

Year	Team	GP/S	TACKLES				PASS RUSH			INTERCEPTIONS					FUMBLES		DEF SNAPS	
			Total	Solo	Asst	TFL	Sacks	QBH	QBP	Int	Yds	Lg	TD	PD	FF	FR	No	Pct
2023	Las Vegas	14/4	32	24	8	0	0.0	0	0	0	0	--	0	3	0	0	360	32%
2024	Las Vegas	10/7	26	15	11	0	0.0	0	0	0	0	--	0	8	0	0	461	41%
2025	Philadelphia	6/0	6	6	0	0	0.0	0	0	0	0	--	0	0	0	0	24	3%
<b>Totals</b>		<b>30/11</b>	<b>64</b>	<b>45</b>	<b>19</b>	<b>0</b>	<b>0.0</b>	<b>0</b>	<b>0</b>	<b>0</b>	<b>0</b>	<b>--</b>	<b>0</b>	<b>11</b>	<b>0</b>	<b>0</b>	<b>---</b>	<b>---</b>

### CAREER HIGHS

<b>Tackles</b>	9	9/17/23 at Buf.
<b>Sacks</b>	--	--
<b>INTs</b>	--	--
<b>PDs</b>	2	9/15/24 at Bal.
<b>FFs</b>	--	--
<b>FRs</b>	--	--

### BIRDSEED

- ▶ Attended McGill-Toole (AL) High School, where he was a two-sport athlete, lettering in track and football ... Earned All-State honors in track and won a state championship as a sophomore in 2018
- ▶ Credits his high school coach, Caleb Ross, who called him when he considered quitting football because of his size and encouraged him to stay in the game ... After the phone call, Bennett stuck with football and a growth spurt combined with roster changes to led him to an opportunity ... In his first ever varsity start, he recorded 3 INTs and an INT-TD

### CAREER HIGHLIGHTS

- ▶ Originally selected by Las Vegas in the 4th round (104th overall) of the 2023 NFL Draft ... Spent two seasons with the Raiders, appearing in 24 games (11 starts) and logging 58 tackles (39 solo) and 11 PDs in 821 defensive snaps

### 2025 SEASON - EAGLES



### 2024 SEASON - RAIDERS

- ▶ Saw action in 10 contests (seven starts), registering 26 tackles (15 solo) and 8 PDs in 461 defensive snaps before being placed on Reserve/Injured for the remainder of the season

### COLLEGE HIGHLIGHTS

- ▶ Began his career at Hutchinson Community College (2018-19), where he appeared in 15 contests, tallying 25 tackles, 3 TFLs and 3 INTs before concluding his career at Maryland (2020-22) ... Played in 28 games for the Terrapins, recording 69 tackles (55 solo), 31 PDs, 5 INTs, 4.5 TFLs ... As a senior in 2022, earned Big Ten Honorable Mention honors after posting the fifth-most passes defended (13) in the conference and posting 2 INTs ... Was named Duke's Mayo Bowl MVP in 2022 after securing interception to seal the Maryland win against NC State

### TRANSACTIONS

- ▶ **2023** - Drafted by LV in the 4th round (104th overall) ... **11/28/24** - Placed on Reserve/Injured (shoulder) ... **8/4/25** - Acquired by PHI from LV in exchange for **Thomas Booker** ... **9/24/25** - Placed on Reserve/Injured ... **11/12/25** - Activated from Reserve/Injured





2025 GAME-BY-GAME STATISTICS (PHI)												
Date	Opp		GP/S	Tot	Solo	Sk	Int	PD	FF	FR	Snaps	Pct
Sep 4	Dal	W	1/0	3	3	0.0	0	0	0	0	7	11%
Sep 14	at KC	W	1/0	0	0	0.0	0	0	0	0	5	8%
Sep 21	LAR	W	1/0	3	3	0.0	0	1	0	0	12	18%
Sep 28	at TB	W	0/0	RESERVE/INJURED								
Oct 5	Den	L	0/0	RESERVE/INJURED								
Oct 9	at NYG	L	0/0	RESERVE/INJURED								
Oct 19	at Min	W	0/0	RESERVE/INJURED								
Oct 26	NYG	W	0/0	RESERVE/INJURED								
Nov 10	at GB	W	0/0	RESERVE/INJURED								
Nov 16	Det	W	1/0	0	0	0.0	0	0	0	0	0	0%
Nov 23	at Dal	L	1/0	0	0	0.0	0	0	0	0	0	0%
Nov 28	Chi	L	1/0	0	0	0.0	0	0	0	0	0	0%
Dec 8	at LAC											
Dec 14	LV											
Dec 20	at Was											
Dec 28	at Buf											
TBD	Was											
<b>Totals</b>			<b>6/0</b>	<b>6</b>	<b>6</b>	<b>0.0</b>	<b>0</b>	<b>1</b>	<b>0</b>	<b>0</b>	<b>24</b>	<b>3%</b>





# TANK BIGSBY

## RUNNING BACK | 37



Height: 5-11 Weight: 215 DOB: Aug. 30, 2001 (Age 24)  
 NFL Experience: 3rd Year (1st with Eagles) Draft: D3-23 (88th overall) by JAX Acquired: T-Jax-25  
 College: Auburn Hometown (HS): LaGrange, Ga. (Callaway)

### CAREER STATISTICS

Year	Team	GP/S	RUSHING					RECEIVING					OFF SNAPS		
			Att	Yds	Avg	Lg	TD	Rec	Yds	Avg	Lg	TD	TYS	No	Pct
2023	Jacksonville	17/0	50	132	2.6	12	2	1	6	6.0	6	0	138	141	12%
2024	Jacksonville	16/1	168	766	4.6	65t	7	7	54	7.7	28	0	820	351	34%
2025	Jacksonville	1/0	5	12	2.4	4	0	0	0	---	--	0	12	14	21%
	Philadelphia	11/0	18	164	9.1	29	0	1	-1	-1.0	-1	0	163	39	6%
	Totals	12/0	23	176	7.7	29	0	1	-1	-1.0	-1	0	175	---	---
<b>Totals</b>		<b>45/1</b>	<b>241</b>	<b>1,074</b>	<b>4.5</b>	<b>65t</b>	<b>9</b>	<b>9</b>	<b>59</b>	<b>6.6</b>	<b>28</b>	<b>0</b>	<b>1,133</b>	<b>---</b>	<b>---</b>

### ADDITIONAL STATISTICS

Kickoff Returns: 20-501 - 2023 (4-99), 2024 (6-215), 2025 (9-187) Fumbles/Lost: 6/3 - 2023 (2/2), 2024 (4/1) Special Teams Tackles: 1 - 2025 (1)

### CAREER HIGHS

Rush Attempts	26	10/20/24 vs. NE
Rushing Yards	118	10/20/24 vs. NE
Rushing Long	65t	10/6/24 vs. Ind.
Rushing TDs	2	2x, last: 10/20/24 vs. NE
Receptions	2	10/27/24 vs. GB
Receiving Yards	28	10/6/24 vs. Ind.
Receiving Long	28	10/6/24 vs. Ind.
Receiving TDs	--	---
Scrimmage Yards	129	10/6/24 vs. Ind.
Scrimmage TDs	2	2x, last: 10/20/24 vs. NE

### BIRDSEED

- ▶ Given name is Cartavious ... Received the nickname, "Tank," from his mother when he was seven years old after running "like a tank" during a pee-pee football game
- ▶ Supported the Fellowship of Christian Athletes through the NFL's *My Cause My Cleats* campaign in 2024 ... The nonprofit sports ministry works to engage, equip and encourage coaches and athletes to become leaders within their teams and communities through strengthened relationships ... Has also represented Feeding America through MCMC

### CAREER HIGHLIGHTS

- ▶ Originally selected by Jacksonville as a 3rd-round draft choice (88th overall) in 2023 ... Spent 2023-25 with the Jaguars, totaling 910 rushing yards on 223 carries (4.1 avg.) and 9 TDs

### 2025 SEASON - EAGLES & JAGUARS

- ▶ Ran for a season-high 104 yards on 9 carries (11.6 avg.) in the 38-20 win vs. N.Y. Giants (10/26/25) ... The 104 yards mark the second-highest rushing output of his career

### 2024 SEASON - JAGUARS

- ▶ Saw action in 16 contests (one start), recording 766 rushing yards on 168 carries (4.6 avg.) and 7 TDs ... Generated the first two 100-yard rushing outings of his career after producing 101 yards and 2 TDs vs. Indianapolis (10/6/24) and a career-high 118 yards and 2 TDs over New England (10/20/24)





2025 GAME-BY-GAME STATISTICS (JAX & PHI)

Date	Opp	GP/S	RUSHING					RECEIVING					OFF SNAPS			
			Att	Yds	Avg	Lg	TD	Rec	Yds	Avg	Lg	TD	TYS	No	Pct	
Sep 7	Car	W	1/0	5	12	2.4	4	0	0	0	---	--	0	12	14	21%
TRADED FROM JAX TO PHI (9/8/25)																
Sep 14	at KC	W	1/0	0	0	---	--	0	0	0	---	--	0	0	0	0%
Sep 21	LAR	W	1/0	0	0	---	--	0	0	0	---	--	0	0	0	0%
Sep 28	at TB	W	1/0	0	0	---	--	0	0	0	---	--	0	0	0	0%
Oct 5	Den	L	1/0	0	0	---	--	0	0	0	---	--	0	0	0	0%
Oct 9	at NYG	L	1/0	0	0	---	--	0	0	0	---	--	0	0	0	0%
Oct 19	at Min	W	1/0	1	11	11.0	11	0	1	-1	-1.0	-1	0	10	4	8%
Oct 26	NYG	W	1/0	9	104	11.6	29	0	0	0	---	--	0	104	16	27%
Nov 10	at GB	W	1/0	3	7	2.3	5	0	0	0	---	--	0	7	8	13%
Nov 16	Det	W	1/0	4	34	8.5	17	0	0	0	---	--	0	34	8	11%
Nov 23	at Dal	L	1/0	1	8	8.0	8	0	0	0	---	--	0	8	3	5%
Nov 28	Chi	L	1/0	0	0	---	--	0	0	0	---	--	0	0	1	2%
Dec 8	at LAC															
Dec 14	LV															
Dec 20	at Was															
Dec 28	at Buf															
TBD	Was															
<b>Totals</b>			<b>12/0</b>	<b>23</b>	<b>176</b>	<b>7.7</b>	<b>29</b>	<b>0</b>	<b>1</b>	<b>-1</b>	<b>-1.0</b>	<b>-1</b>	<b>0</b>	<b>175</b>	<b>---</b>	<b>---</b>



COLLEGE HIGHLIGHTS

- ▶ Played collegiately at Auburn (2020-22), seeing action in 35 contests and producing 2,903 rushing yards, 25 TDs and 13 career 100-yard games ... His 2,903 yards on 540 carries (5.4 avg.) rank 8th all-time in school history ... Named SEC Freshman of the Year and First Team Freshman All-SEC at RB after registering 834 yards (6.0 avg.) and 5 TDs in 2020 ... Received SEC Freshman of the Week accolades after helping lead the Tigers to a 24-10 victory over Mississippi State (12/12/20), posting 192 rushing yards on 26 attempts (7.4 avg.)

TRANSACTIONS

- ▶ **2023** - Drafted by JAX in 3rd round (88th overall) ... **9/8/25** - Traded by JAX to PHI for 2026 5th and 6th-round picks



# REED BLANKENSHIP

SAFETY | 32



Height: 6-1 Weight: 203 DOB: March 2, 1999 (Age 26)  
 NFL Experience: 4th Year (4th with Eagles) Draft: UDFA-22 by PHI  
 College: Middle Tennessee State Hometown (HS): Lester, AL (West Limestone)

SUPER BOWL CHAMPION: 2024 (LIX)

## CAREER STATISTICS

Year	Team	GP/S	TACKLES				PASS RUSH			INTERCEPTIONS					FUMBLES		DEF SNAPS	
			Total	Solo	Asst	TFL	Sacks	QBH	QBP	Int	Yds	Lg	TD	PD	FF	FR	No	Pct
2022	Philadelphia	10/4	32	19	13	0	0.0	0	0	1	4	4	0	2	0	0	291	26%
2023	Philadelphia	15/15	108	75	33	2	0.0	1	2	3	17	17	0	11	0	1	943	81%
2024	Philadelphia	15/15	78	52	26	0	0.0	0	0	4	29	28	0	6	0	1	821	78%
2025	Philadelphia	12/12	64	40	24	0	0.0	0	1	1	0	0	0	4	1	1	770	95%
<b>Totals</b>		<b>52/46</b>	<b>282</b>	<b>186</b>	<b>96</b>	<b>2</b>	<b>0.0</b>	<b>1</b>	<b>3</b>	<b>9</b>	<b>50</b>	<b>28</b>	<b>0</b>	<b>23</b>	<b>1</b>	<b>3</b>	---	---

## PLAYOFFS

2022	Philadelphia	3/1	9	3	6	1	0.0	0	0	0	0	--	0	1	1	1	56	37%
2023	Philadelphia	0/0	0	0	0	0	0.0	0	0	0	0	--	0	0	0	0	0	0%
2024	Philadelphia	4/4	27	18	9	0	0.0	0	0	0	0	--	0	0	1	1	264	99%
<b>Totals</b>		<b>7/5</b>	<b>36</b>	<b>21</b>	<b>15</b>	<b>1</b>	<b>0.0</b>	<b>0</b>	<b>0</b>	<b>0</b>	<b>0</b>	<b>--</b>	<b>0</b>	<b>1</b>	<b>2</b>	<b>2</b>	---	---

## ADDITIONAL STATISTICS

Special Teams Tackles: 6 - 2022 (1), 2023 (5) Postseason Special Teams Tackles: 2 - 2022 (2)

## CAREER HIGHS

Tackles	14	11/28/25 vs. Chi.
Sacks	--	---
INTs	1	9x, last: 11/23/25 at Dal.
PDs	3	10/1/23 vs. Was.
FFs	1	3x, last: 11/10/25 at GB
FRs	1	5x, last: 11/10/25 at GB

## BIRDSEED

- ▶ Created the *Exciting Mics* podcast with **Cooper DeJean** in 2025
- ▶ Has represented Ronald McDonald House Charities through the NFL's *My Cause My Cleats* campaign ... RMHC is a family and children's charity dedicated to supporting families with sick children in times of need
- ▶ Hosts a youth football camp at West Limestone (AL) High School
- ▶ Is from Athens, AL, which also is the hometown of **Philip Rivers** ... Attended school in Lester, AL, whose population is roughly 130

## CAREER HIGHLIGHTS

- ▶ A member of the Eagles' **Super Bowl LIX**-winning defense in 2024 ... Finished with a career-high 4 INTs during the regular season
- ▶ Contributed to Philadelphia's Super Bowl LVIII roster in 2022 ... One of just three UDFAs to make the team out of training camp

## 2025 SEASON - EAGLES



## 2024 SEASON - EAGLES

- ▶ Tied for the 6th-most INTs (career-high 4) among NFL safeties and recorded 78 tackles (52 solo) with 6 PDs and 1 FR in 15 regular-season starts ... Added 27 tackles (18 solo) with 1 FF and 1 FR in four postseason games during the Eagles' **Super Bowl LIX**-winning playoff run
- ▶ Registered 5 tackles, 1 INT and 1 PD at Washington (12/22/25) ... Picked off Commanders QB **Jayden Daniels** late in the fourth quarter
- ▶ Recorded 10 tackles (4 solo) and 1 INT in the 26-18 win over Washington (11/14/24) ... Intercepted Commanders QB **Jayden Daniels** with 4:58 remaining in the fourth quarter
- ▶ Picked off Saints QB **Derek Carr** with :55 remaining in the fourth quarter to seal Philadelphia's 15-12 victory over New Orleans (9/22/24)





2025 GAME-BY-GAME STATISTICS (PHI)

Date	Opp	GP/S	Tot	Solo	Sk	Int	PD	FF	FR	Snaps	Pct	
Sep 4	Dal	W	1/1	3	3	0.0	0	0	0	61	100%	
Sep 14	at KC	W	1/1	2	0	0.0	0	0	0	60	100%	
Sep 21	LAR	W	1/1	4	2	0.0	0	1	0	66	100%	
Sep 28	at TB	W	1/1	4	4	0.0	0	2	0	72	100%	
Oct 5	Den	L	1/1	3	2	0.0	0	0	0	74	100%	
Oct 9	at NYG	L	1/1	6	6	0.0	0	0	0	62	90%	
Oct 19	at Min	W	1/1	4	2	0.0	0	0	0	69	100%	
Oct 26	NYG	W	1/1	5	5	0.0	0	0	0	45	87%	
Nov 10	at GB	W	1/1	7	2	0.0	0	0	1	68	100%	
Nov 16	Det	W	1/1	4	3	0.0	0	0	0	59	100%	
Nov 23	at Dal	L	1/1	8	3	0.0	1	1	0	47	64%	
Nov 28	Chi	L	1/1	14	8	0.0	0	0	0	87	100%	
Dec 8	at LAC											
Dec 14	LV											
Dec 20	at Was											
Dec 28	at Buf											
TBD	Was											
<b>Totals</b>			<b>12/12</b>	<b>64</b>	<b>40</b>	<b>0.0</b>	<b>1</b>	<b>4</b>	<b>1</b>	<b>1</b>	<b>770</b>	<b>95%</b>



- ▶ Intercepted Packers QB **Jordan Love** with 6:15 remaining in the third quarter of a 34-29 win vs. Green Bay (9/6/24) ... The INT helped Philadelphia secure a lead they would not surrender

COLLEGE HIGHLIGHTS

- ▶ Played collegiately at Middle Tennessee State (2017-21), where he was a five-year starter and three-year captain ... Is the Blue Raiders' all-time leader with 419 tackles (265 solo) ... Also registered 26.5 TFLs, 19 PDs, 9 INTs, 4 FRs, 3 FFs and 3.0 sacks in 55 career games (50 starts)
- ▶ Voted first-team All-Conference USA following the 2021 season, when he posted career highs with 110 tackles (75 solo), 10 TFLs and 8 PDs along with 3 FRs (1 TD), 2 FFs, 1 INT and 1.0 sack
- ▶ Totaled 58 tackles (40 solo), 3 PDs, 2 INTs, 1 FF and 1 FR en route to second-team All-C-USA honors in 2019 ... Recorded 2 blocked kicks (1 FG, 1 PAT), which tied for the most in the nation
- ▶ Garnered first-team All-C-USA accolades in 2018 after notching 107 tackles (69 solo), 8 TFLs, 7 PDs and 4 INTs (1 TD)

TRANSACTIONS

- ▶ **2022** - Signed by PHI as UDFA ... **4/1/24** - Agreed to terms with PHI on 1-year extension through 2025

**First job:** "The only 'job' I ever had was working on a farm in high school. Pretty much everybody did in the area, hauling hay and doing that kind of stuff." ... **Bucket list:** Travel to Bora Bora ... **Prized possession:** "I collected knives when I was younger. My granddad collected knives and he would let me take one from his collection every year for my birthday and add it to my collection. I still cherish that." ... **Someone he would like to meet:** "Morgan Wallen. He's my favorite country artist." ... **Favorite athlete growing up:** "Minkah Fitzpatrick. I was a big Alabama fan growing up and seeing him fly around the field, I just wanted to be like him." ... **Favorite movie:** *Step Brothers* ... **Favorite TV show:** *Peaky Blinders* ... **Favorite food:** "Pizza. Plain, pepperoni, with ranch dip. Ranch makes a world of difference."



# A.J. BROWN

WIDE RECEIVER | 11



Height: 6-1 Weight: 226 DOB: June 30, 1997 (Age 28)  
 NFL Experience: 7th Year (4th with Eagles) Draft: D2-19 (51st overall) by TEN Acquired: T-Ten-22  
 College: Mississippi Hometown (HS): Starkville, MS (Starkville)

SUPER BOWL CHAMPION: 2024 (LIX) ALL-PRO: 2022, 2023, 2024 PRO BOWL: 2019, 2022, 2023 ALL-ROOKIE: 2019

### CAREER STATISTICS

Year	Team	GP/S	RECEIVING					OFF SNAPS	
			Rec	Yds	Avg	Lg	TD	No	Pct
2019	Tennessee	16/11	52	1,051	20.2	91t	8	678	69%
2020	Tennessee	14/12	70	1,075	15.4	73t	11	760	71%
2021	Tennessee	13/13	63	869	13.8	57t	5	604	51%
2022	Philadelphia	17/16	88	1,496	17.0	78t	11	1,004	85%
2023	Philadelphia	17/17	106	1,456	13.7	59t	7	1,019	89%
2024	Philadelphia	13/13	67	1,079	16.1	67t	7	766	66%
2025	Philadelphia	11/11	56	699	12.5	45	6	615	85%
<b>Totals</b>		<b>101/93</b>	<b>502</b>	<b>7,725</b>	<b>15.4</b>	<b>91t</b>	<b>55</b>	<b>---</b>	<b>---</b>

### PLAYOFFS

2019	Tennessee	3/3	5	64	12.8	37	0	164	90%
2020	Tennessee	1/1	6	83	13.8	28	1	45	90%
2021	Tennessee	1/1	5	142	28.4	41	1	46	87%
2022	Philadelphia	3/3	13	146	11.2	45t	1	179	82%
2023	Philadelphia	0/0	0	0	---	--	0	0	0%
2024	Philadelphia	4/4	12	163	13.6	31	2	245	91%
<b>Totals</b>		<b>12/12</b>	<b>41</b>	<b>598</b>	<b>14.6</b>	<b>45t</b>	<b>5</b>	<b>---</b>	<b>---</b>

### ADDITIONAL STATISTICS

**Fumbles/Lost:** 7/5 - 2019 (1/0), 2020 (2/1), 2022 (2/2), 2023 (2/2)  
**Rushing:** 5-70-1 - 2019 (3-60-1), 2021 (2-10) **Postseason Rushing:** 1-9 - 2019 (1-9)  
**Kickoff Returns:** 1-42-1 - 2020 (1-42-1)

### CAREER HIGHS

<b>Receptions</b>	11	12/23/21 vs. SF
<b>Receiving Yards</b>	181	12/18/22 at Chi.
<b>Receiving Long</b>	91t	12/8/19 at Oak.
<b>Receiving TDs</b>	3	10/30/22 vs. Pit.



### BIRDSEED

- ▶ Launched the A.J. Brown Foundation with a mission to forge a pathway for success that promotes resilience, confidence and a brighter future for youth ... The foundation developed a reading and literacy program and also supports scholarships for empowering deserving students in their pursuit of post-secondary educational opportunities
- ▶ Opened up about his battle with depression in a video he posted on social media during the 2021 season ... "I wanted to encourage others to seek help whenever they are down. I didn't take into consideration what depression really was. Us as men, our feelings aren't too much cared about. Get things off your chest. It's okay to talk to someone. You have to take care of your brain just like you take care of your body." ... Has engaged with students in different settings across the country to discuss his journey with purpose, discipline and mental health
- ▶ A standout high school baseball player who was selected by the San Diego Padres as an outfielder in the 19th round (564th overall) of the 2016 MLB Draft ... Participated in the Padres' extended spring training during the summers of 2016, 2017 and 2018 while in college

### CAREER HIGHLIGHTS

- ▶ A three-time **Pro Bowl** honoree (2019, '22, '23), three-time *Associated Press All-Pro* (2022, '23, '24) and **Super Bowl LIX** Champion who has reached 1,000+ receiving yards in five of his first six NFL seasons
- ▶ Is the only Eagle to post multiple seasons with 1,400+ receiving yards, accomplishing the feat in back-to-back years (1,496 in 2022 and 1,456 in 2023) with each of the top two marks in franchise history
- ▶ Logged the most receptions (career-high 106) ever by a WR in Eagles history in 2023 ... Also set an NFL record with 125+ receiving yards in six consecutive games, eclipsing a mark that was previously shared by **Calvin Johnson** (2012) and **Pat Studstill** (1966) (five games)
- ▶ Broke a 38-year, single-season team record in receiving yards (1,496) during the 2022 campaign, surpassing **Mike Quick** in 1983 (1,409)
- ▶ Joined **DeVonta Smith** (1,196) in becoming the first Eagles combo to each produce 1,000+ receiving yards in the same year in 2022 ... The tandem then repeated the effort during the 2023 season
- ▶ Selected to the 2019 PFWA **All-Rookie** Team after becoming the third rookie in Titans history with 1,000+ receiving yards (1,051)

### NOTES TO KNOW

- ▶ Leads the NFL in receiving average (14.9) since 2022 (min. 275 receptions) ... Is tied with **Ja'Marr Chase** for most 50+ yard receptions (15) in the NFL since Brown's rookie year in 2019 ... His 10 receiving TDs of 50+ yards are also 3rd overall during that window, behind Chase (14) and **Tyreek Hill** (11)
- ▶ Has produced 1,000+ receiving yards in three consecutive seasons ... Owns the 2nd-most 100+ yard receiving performances (21) since 2022, behind only **Justin Jefferson** (22)

### 2025 SEASON - EAGLES

- ▶ Totaled 121 yards and 2 TDs on 4 catches (30.3 avg.) in the 28-22 victory at Minnesota (10/19/25) ... Caught a 26-yard pass for a TD with



2025 GAME-BY-GAME STATISTICS (PHI)												
Date	Opp		GP/S	Rec	Yds	Avg	Lg	TD	Snaps	Pct		
Sep 4	Dal	W	1/1	1	8	8.0	8	0	55	87%		
Sep 14	at KC	W	1/1	5	27	5.4	8	0	58	97%		
Sep 21	LAR	W	1/1	6	109	18.2	38	1	62	93%		
Sep 28	at TB	W	1/1	2	7	3.5	9	0	55	96%		
Oct 5	Den	L	1/1	5	43	8.6	13	0	57	93%		
Oct 9	at NYG	L	1/1	6	80	13.3	80	0	55	96%		
Oct 19	at Min	W	1/1	4	121	30.3	45	2	46	92%		
Oct 26	NYG	W	0/0	INACTIVE								
Nov 10	at GB	W	1/1	2	13	6.5	7	0	49	78%		
Nov 16	Det	W	1/1	7	49	7.0	12	0	67	93%		
Nov 23	at Dal	L	1/1	8	110	13.8	22	1	59	94%		
Nov 28	Chi	L	1/1	10	132	13.2	33t	2	52	96%		
Dec 8	at LAC											
Dec 14	LV											
Dec 20	at Was											
Dec 28	at Buf											
TBD	Was											
<b>Totals</b>			<b>11/11</b>	<b>56</b>	<b>699</b>	<b>12.5</b>	<b>45</b>	<b>6</b>	<b>615</b>	<b>85%</b>		

**Nicknames:** Always Open, 1K, Mr. UPS, Swole Batman ... **Places he'd like to visit:** Paris and Greece ... **If he could play another sport, what position/team:** "I would want to play center field for the Padres. I was drafted by the Padres." ... **Favorite athlete growing up:** Julio Jones ... **Favorite movie:** *Bad Boys II* ... **Favorite TV show:** *Martin*



MOST RECEIVING YARDS		
Date	Opponent	Yds
12/18/22	at Chicago Bears (W, 25-20)	181
10/1/23	vs. Washington Commanders (W, 34-31)	175
10/30/22	vs. Pittsburgh Steelers (W, 35-13)	156
9/11/22	at Detroit Lions (W, 38-35)	155
10/31/21	at Indianapolis Colts (W, 34-31)	155
10/25/20	vs. Pittsburgh Steelers (L, 24-27)	153
12/8/19	at Oakland Raiders (W, 42-21)	153
1/3/21	at Houston Texans (W, 41-38)	151
12/23/21	vs. San Francisco 49ers (W, 20-17)	145
1/22/22	vs. Cincinnati Bengals (L, 16-19) (Div.)	142

MULTI-TOUCHDOWN GAMES		
Date	Opponent	TD
10/30/22	vs. Pittsburgh Steelers (W, 35-13)	3
11/28/25	vs. Chicago Bears (L, 24-15)	2
10/19/25	at Minnesota Vikings (W, 28-22)	2
10/29/23	at Washington Commanders (W, 38-31)	2
10/1/23	vs. Washington Commanders (W, 34-31)	2
12/4/22	vs. Tennessee Titans (W, 35-10)	2
10/18/20	vs. Houston Texans (W, 42-36)	2

6:35 remaining to give the Eagles a 28-19 lead and secure the victory

- ▶ Hauled in 6 passes for 109 yards (18.2 avg.) with 1 TD in the second half of the 33-26 win vs. L.A. Rams (9/21/25) ... Caught a 9-yard TD pass to cut the deficit to 26-21 in the third quarter

**2024 SEASON - EAGLES**

- ▶ Voted second-team **All-Pro** by the *Associated Press* after leading all NFL WRs with a 91.1 *PFF* offensive grade (min. 600 snaps) ... Paced the offense with 1,079 yards on 67 receptions with 7 TDs in the regular season ... Ranked 1st in the league in receiving average (16.1) (min. 60 catches) as well as 3rd in receiving yards per game (83.0), behind **Ja'Marr Chase** (100.5) and **Justin Jefferson** (90.2) (min. 13 games)
- ▶ Despite missing four games due to injury, finished tied for the most 100+ yard receiving performances (five) in the NFL ... Registered 100+ yards in Week 1 vs. Green Bay (season-high 119 with 1 TD), Week 6 vs. Cleveland (116 with 1 TD), Week 10 at Dallas (109), Week 12 at L.A. Rams (109 with 1 TD) and Week 15 vs. Pittsburgh (110 with 1 TD)
- ▶ Hauled in 3 passes for 43 yards and 1 TD in the 40-22 win vs. Kansas City in **Super Bowl LIX** (2/9/25) ... Is the only Eagle to record receiving TDs in multiple Super Bowls (also Super Bowl LVII in 2022)
- ▶ Totaled the 3rd-most receiving yards (924) in the league during Weeks 6-17, trailing only **Ja'Marr Chase** (1,119) and **Justin Jefferson** (1,029)

**COLLEGE HIGHLIGHTS**

- ▶ Played collegiately at Ole Miss, where he left as the program's all-time leading receiver with 2,984 yards ... Also finished his Rebels career 3rd in school history in receptions (189) and 5th in receiving TDs (19)
- ▶ Earned All-America and first-team All-SEC honors as a junior in 2018, when he set single-season school records in yards (1,320) and receptions (85) and combined for 6 TDs ... Led the conference and ranked in the top 10 nationally in yards per game (110.0) and catches
- ▶ Received All-America and All-SEC recognition as a sophomore in 2017 after tying Ole Miss' single-season record for TDs (11)

**TRANSACTIONS**

- ▶ **2019** - Drafted by TEN in 2nd round (51st overall) ... **11/27/21** - Placed on Reserve/Injured (chest) ... **12/23/21** - Activated from Reserve/Injured (chest) ... **4/28/22** - Acquired by PHI from TEN in exchange for 2022 1st-round draft choice and 2022 3rd-round draft choice ... Resigned by PHI to 4-year extension ... **4/25/24** - Re-signed by PHI to 3-year extension



# SYDNEY BROWN

SAFETY | 21



Height: 5-10 Weight: 211 DOB: March 21, 2000 (Age 25)  
 NFL Experience: 3rd Year (3rd with Eagles) Draft: D3b-23 (66th overall) by PHI  
 College: Illinois Hometown (HS): London, Ontario, Canada (Saint Stephen's - Bradenton, FL)

SUPER BOWL CHAMPION: 2024 (LIX)

### CAREER STATISTICS

Year	Team	GP/S	TACKLES				PASS RUSH			INTERCEPTIONS					FUMBLES		DEF SNAPS	
			Total	Solo	Asst	TFL	Sacks	QBH	QBP	Int	Yds	Lg	TD	PD	FF	FR	No	Pct
2023	Philadelphia	14/6	38	26	12	1	0.0	0	0	1	99	99t	1	3	1	0	335	29%
2024	Philadelphia	11/0	2	1	1	0	0.0	0	0	1	21	21	0	2	1	0	79	8%
2025	Philadelphia	12/2	13	7	6	0	0.0	0	0	0	0	--	0	0	0	0	171	21%
<b>Totals</b>		<b>37/8</b>	<b>53</b>	<b>34</b>	<b>19</b>	<b>1</b>	<b>0.0</b>	<b>0</b>	<b>0</b>	<b>2</b>	<b>120</b>	<b>99t</b>	<b>1</b>	<b>5</b>	<b>2</b>	<b>0</b>	<b>---</b>	<b>---</b>

### PLAYOFFS

2023	Philadelphia	0/0	0	0	0	0	0.0	0	0	0	0	--	0	0	0	0	0	0%
2024	Philadelphia	4/0	0	0	0	0	0.0	0	0	0	0	--	0	0	0	0	6	2%
<b>Totals</b>		<b>4/0</b>	<b>0</b>	<b>0</b>	<b>0</b>	<b>0</b>	<b>0.0</b>	<b>0</b>	<b>0</b>	<b>0</b>	<b>0</b>	<b>--</b>	<b>0</b>	<b>0</b>	<b>0</b>	<b>0</b>	<b>---</b>	<b>---</b>

### ADDITIONAL STATISTICS

Special Teams Tackles: 22 - 2023 (7), 2024 (5), 2025 (10) Postseason Special Teams Tackles: 3 - 2024 (3)

### CAREER HIGHS

Tackles	8	2x, last: 12/10/23 at Dal.
Sacks	--	---
INTs	1	2x, last: 1/5/25 vs. NYG
PDs	1	5x, last: 1/5/25 vs. NYG
FFs	1	2x, last: 11/3/24 vs. Jax.
FRs	--	---

Nicknames: Syd, S.B., Crazy Ivan ... Bucket list: Travel to Italy ... Desired talent: "Playing the guitar, singing, doing something instrumental." ... If he could have a career outside of sports: "Working in real estate. I feel like I just want to keep doing more and investing more." ... Biggest influence: His identical twin brother, Chase ... Favorite TV show: *Kenny vs. Spenny* ... Favorite movie: *The Dark Knight Rises*



### BIRDSEED

- ▶ Sydney and his twin brother, Chase, overcame extreme poverty when they were younger by pursuing their football dreams together ... Estimated to have lived in 20 homes and shelters with their mother, Rachel, and younger sister, Mya, before turning 16 years old
- ▶ Realizing football would be the outlet that would lift them out of their circumstances, Sydney and Chase moved from Canada to the United States without their mother and sister after connecting with recruiters who identified Saint Stephen's Episcopal School (Bradenton, FL) as a destination for them to play football ... In a leap of faith for her sons, Rachel drove them 20 hours to Florida to live with their host family, Phil and Karen Yates, who were empty nesters ... The Yates family helped tutor the twins off the field while Sydney and Chase led Saint Stephen's to back-to-back state championship appearances
- ▶ Sydney and Chase, who were teammates at Illinois for five seasons (2018-22), became the sixth set of twins to be taken in the same draft over the past 40 years ... Also became the first twins selected during the first five rounds since **Ronde Barber** and **Tiki Barber** in 1997 ... Chase was chosen in the 5th round (163rd overall) by Cincinnati

### CAREER HIGHLIGHTS

- ▶ A member of Philadelphia's **Super Bowl LIX**-winning team in 2024

### 2025 SEASON - EAGLES



### 2024 SEASON - EAGLES

- ▶ Saw action in 11 games after returning from an injury suffered in the previous season ... Registered 5 special teams tackles, 2 PDs, 1 INT and 1 FF ... Also added 3 postseason special teams tackles during Philadelphia's **Super Bowl LIX**-winning playoff run
- ▶ Intercepted Giants QB **Drew Lock** with :36 seconds remaining in the fourth quarter to seal the Eagles 20-13 victory vs. New York (1/5/25)



2025 GAME-BY-GAME STATISTICS (PHI)

Date	Opp	GP/S	Tot	Solo	Sk	Int	PD	FF	FR	Snaps	Pct
Sep 4	Dal W	1/0	0	0	0.0	0	0	0	0	14	23%
Sep 14	at KC W	1/1	0	0	0.0	0	0	0	0	14	23%
Sep 21	LAR W	1/0	2	1	0.0	0	0	0	0	20	30%
Sep 28	at TB W	1/0	0	0	0.0	0	0	0	0	1	1%
Oct 5	Den L	1/0	0	0	0.0	0	0	0	0	0	0%
Oct 9	at NYG L	1/0	0	0	0.0	0	0	0	0	3	4%
Oct 19	at Min W	1/0	0	0	0.0	0	0	0	0	0	0%
Oct 26	NYG W	1/0	0	0	0.0	0	0	0	0	7	13%
Nov 10	at GB W	1/0	0	0	0.0	0	0	0	0	1	1%
Nov 16	Det W	1/0	0	0	0.0	0	0	0	0	0	0%
Nov 23	at Dal L	1/0	5	3	0.0	0	0	0	0	26	35%
Nov 28	Chi L	1/1	6	3	0.0	0	0	0	0	85	98%
Dec 8	at LAC										
Dec 14	LV										
Dec 20	at Was										
Dec 28	at Buf										
TBD	Was										
<b>Totals</b>		<b>12/2</b>	<b>13</b>	<b>7</b>	<b>0.0</b>	<b>0</b>	<b>0</b>	<b>0</b>	<b>0</b>	<b>171</b>	<b>21%</b>



- ▶ Forced a fumble by Jaguars WR **Austin Trammell** in the 28-23 win vs. Jacksonville (11/3/24) ... The fumble (recovered by **Kelee Ringo**) led to a 20-yard **Saquon Barkley** TD to give the Eagles a 7-0 lead

COLLEGE HIGHLIGHTS

- ▶ Played collegiately at Illinois (2018-22), where he was a team captain, three-time All-Big Ten selection and 2022 All-America honoree ... Finished his career with 319 tackles (186 solo), including 10 TFLs, 26 PDs, 10 INTs, 4 FFs, 1 FR and 3 defensive TDs in 51 games (50 starts)
- ▶ As a senior in 2022, posted 59 tackles (40 solo) while adding career highs with 13 PDs, 6 INTs, 3.5 TFLs and 2 defensive TDs en route to All-America and first-team All-Big Ten recognition ... His 6 INTs ranked 3rd nationally ... Named Big Ten Defensive Player of the Week after becoming the first player to total 2 INTs, 1 INT-TD and 1 FR-TD in the same game in over 10 years at Northwestern (11/26/22)

TRANSACTIONS

- ▶ **2023** - Drafted by PHI in 3rd round (66th overall) ... **8/27/24** - Placed on Reserve/Physically Unable to Perform (knee) ... **10/19/24** - Activated from Reserve/Physically Unable to Perform (knee)



# GRANT CALCATERRA

TIGHT END | 81



Height: 6-4 Weight: 240 DOB: Dec. 4, 1998 (Age 27)

NFL Experience: 4th Year (4th with Eagles) Draft: D6b-22 (198th overall) by PHI

College: Southern Methodist Hometown (HS): Rancho Santa Margarita, CA (Santa Margarita Catholic)

SUPER BOWL CHAMPION: 2024 (LIX)

## CAREER STATISTICS

Year	Team	GP/S	RECEIVING					OFF SNAPS	
			Rec	Yds	Avg	Lg	TD	No	Pct
2022	Philadelphia	15/2	5	81	16.2	40	0	227	19%
2023	Philadelphia	15/1	4	39	9.8	12	0	118	10%
2024	Philadelphia	17/13	24	298	12.4	34	1	766	66%
2025	Philadelphia	10/4	5	48	9.6	16	0	260	36%
<b>Totals</b>		<b>57/20</b>	<b>38</b>	<b>456</b>	<b>12.0</b>	<b>40</b>	<b>1</b>	<b>---</b>	<b>---</b>

## PLAYOFFS

2022	Philadelphia	3/0	0	0	---	--	0	23	11%
2023	Philadelphia	1/0	0	0	---	--	0	1	2%
2024	Philadelphia	4/1	1	4	4.0	4	0	117	44%
<b>Totals</b>		<b>8/1</b>	<b>1</b>	<b>4</b>	<b>4.0</b>	<b>4</b>	<b>0</b>	<b>---</b>	<b>---</b>

## ADDITIONAL STATISTICS

Special Teams Tackles: 5 - 2023 (2), 2024 (2), 2025 (1) Fumble Recoveries: 1 - 2025 (1)

## CAREER HIGHS

Receptions	5	11/3/24 vs. Jax.
Receiving Yards	67	10/13/24 vs. Cle.
Receiving Long	40	9/25/22 at Was.
Receiving TDs	1	12/8/24 vs. Car.



## BIRDSEED

- ▶ Briefly retired from football following the 2019 season after sustaining multiple concussions ... During his time away from the game, pursued a career as a firefighter while also working in construction ... Attended EMT classes as well as fire technology school and was then hired as an EMT ... However, one day before he was set to begin, he decided to return to football after receiving favorable feedback from doctors
- ▶ Has supported the National Fallen Firefighters Foundation through the NFL's *My Cause My Cleats* initiative ... The National Fallen Firefighters Foundation honors fallen fire heroes by providing support for families and friends while working to reduce firefighter death and injury
- ▶ Played with **Jalen Hurts** at Oklahoma during the 2019 season
- ▶ Is a triplet ... Has a twin brother, Andrew, and sister, Claire, who played soccer at Kansas State ... Also has an older brother, Nick
- ▶ Participated in football, basketball, volleyball and lacrosse during his time at Santa Margarita Catholic (CA) High School

## CAREER HIGHLIGHTS

- ▶ A member of Philadelphia's **Super Bowl LIX**-winning roster in 2024 ... Also contributed to the Eagles' Super Bowl LVII berth in 2022

## 2025 SEASON - EAGLES



## 2024 SEASON - EAGLES

- ▶ Stepped into an increased role and produced 24 receptions for 298 yards and 1 TD in a career-high 766 offensive snaps across 17 games (13 starts), helping Philadelphia capture a **Super Bowl LIX** victory
- ▶ Caught a 4-yard TD for his first career score in the 22-16 win vs. Carolina (12/8/24) ... Totaled a career-high 5 catches for 30 yards in the 28-23 victory vs. Jacksonville (11/3/24) ... Had a career-high 67 yards on 4 receptions in the 20-16 win vs. Cleveland (10/13/24), including a 34-yard catch that set up the Eagles' first TD of the game

## COLLEGE HIGHLIGHTS

- ▶ Played collegiately at Southern Methodist (2021) and Oklahoma (2017-19) ... Totaled 1,102 yards and 13 TDs on 79 catches (13.9 avg.)
- ▶ Earned second-team All-AAC honors after posting career highs in receiving yards (465) and receptions (38) at SMU in 2021
- ▶ Received first-team All-Big 12 accolades as a sophomore at Oklahoma after registering 26 catches for 396 yards and a career-high 6 TDs ... Produced 162 yards and 3 TDs on 10 receptions during his freshman campaign, collecting All-Big 12 honorable mention

## TRANSACTIONS

- ▶ **2022** - Drafted by PHI in 6th round (198th overall)



2025 GAME-BY-GAME STATISTICS (PHI)										
Date	Opp		GP/S	Rec	Yds	Avg	Lg	TD	Snaps	Pct
Sep 4	Dal	W	1/0	0	0	---	--	0	37	59%
Sep 14	at KC	W	1/1	1	6	6.0	6	0	53	88%
Sep 21	LAR	W	1/1	0	0	---	--	0	13	19%
Sep 28	at TB	W	1/0	1	16	16.0	16	0	28	49%
Oct 5	Den	L	1/0	2	18	9.0	11	0	7	12%
Oct 9	at NYG	L	0/0	INACTIVE						
Oct 19	at Min	W	0/0	INACTIVE						
Oct 26	NYG	W	1/1	0	0	---	--	0	36	61%
Nov 10	at GB	W	1/0	0	0	---	--	0	25	39%
Nov 16	Det	W	1/0	0	0	---	--	0	34	47%
Nov 23	at Dal	L	1/1	1	8	8.0	8	0	15	24%
Nov 28	Chi	L	1/0	0	0	---	--	0	12	22%
Dec 8	at LAC									
Dec 14	LV									
Dec 20	at Was									
Dec 28	at Buf									
TBD	Was									
<b>Totals</b>			<b>10/4</b>	<b>5</b>	<b>48</b>	<b>9.6</b>	<b>16</b>	<b>0</b>	<b>260</b>	<b>36%</b>



**Nicknames:** "My dad called me 'Boomer' when I was a kid and then in college it was 'Scrappy.'" ... **Desired talent:** "I wish I could play an instrument, something basic like piano. I mess around with the ukulele sometimes." ... **Somewhere he would like to visit:** "Alaska. I feel like it's untouched and I love the outdoors." ... **Favorite movie:** *Forrest Gump* ... **Favorite TV show:** *The Office* ... **Favorite music band:** "The Growlers. They're really unheard of, but they're from back in my hometown." ... **Favorite food:** Italian food



# CHANCE CAMPBELL (PS)

LINEBACKER | 59



Height: 6-2 Weight: 232 DOB: Oct. 8, 1999 (Age 26)

NFL Experience: 4th Year (1st with Eagles) Draft: D6b-22 (219th overall) by TEN Acquired: FA-Ten-25

College: Mississippi Hometown (HS): Ellicott City, MD (Calvert Hall)

## CAREER STATISTICS

Year	Team	GP/S	TACKLES				PASS RUSH			INTERCEPTIONS					FUMBLES		DEF SNAPS	
			Total	Solo	Asst	TFL	Sacks	QBH	QBP	Int	Yds	Lg	TD	PD	FF	FR	No	Pct
2023	Tennessee	4/0	2	1	1	0	0.0	0	0	0	0	--	0	0	0	0	5	1%
2025	Philadelphia	0/0	0	0	0	0	0.0	0	0	0	0	--	0	0	0	0	0	0%
<b>Totals</b>		<b>4/0</b>	<b>2</b>	<b>1</b>	<b>1</b>	<b>0</b>	<b>0.0</b>	<b>0</b>	<b>0</b>	<b>0</b>	<b>0</b>	<b>--</b>	<b>0</b>	<b>0</b>	<b>0</b>	<b>0</b>	<b>---</b>	<b>---</b>

## CAREER HIGHS

<b>Tackles</b>	2	9/24/23 at Cle.
<b>Sacks</b>	--	---
<b>INTs</b>	--	---
<b>PDs</b>	--	---
<b>FFs</b>	--	---
<b>FRs</b>	--	---

## BIRDSEED

- ▶ Was a two-sport athlete at Calvert Hall (MD) High School, playing football and lacrosse ... Helped Calvert Hall win a MIAA conference title during his junior season

## CAREER HIGHLIGHTS

- ▶ Originally selected by Tennessee in the 6th round (219th overall) of the 2022 NFL Draft ... Played in four contests with the Titans during the 2023 season and recorded 2 tackles

## 2025 SEASON - EAGLES



## 2024 SEASON - TITANS

- ▶ Spent the entirety of the season on Reserve/Injured

## COLLEGE HIGHLIGHTS

- ▶ Played collegiately at Maryland (2018-20) and Mississippi (2021), appearing in 38 contests ... Registered 216 tackles (112 solo), 22.5 TFLs, 4 FRs, 4 FFs and 1 INT ... As a senior with Ole Miss in 2021, totaled 109 tackles (led team) and finished second on the Rebels with 12.5 TFLs while adding 6.0 sacks, 3 FFs and 3 FRs (3rd in SEC) ... Helped the team make an appearance in the Sugar Bowl

## TRANSACTIONS

- ▶ **2022** - Drafted by TEN in 6th round (219th overall) ... **9/9/22** - Placed on Reserve/Injured (knee) ... **8/29/23** - Waived by TEN ... **8/30/23** - Signed by TEN to practice squad ... **9/22/23** - Signed by TEN to active roster from practice squad ... **10/28/23** - Waived by TEN ... **10/31/23** - Signed by TEN to practice squad ... **11/11/23** - Elevated from practice squad for Week 10 at Tampa Bay ... **11/15/23** - Placed on Reserve/Injured (undisclosed) ... **8/27/24** - Placed on Reserve/Injured (torn acl) ... **8/20/25** - Signed by PHI ... **8/26/25** - Waived by PHI ... **8/27/25** - Signed by PHI to practice squad





2025 GAME-BY-GAME STATISTICS (PHI)													
Date	Opp	GP/S	Tot	Solo	Sk	Int	PD	FF	FR	Snaps	Pct		
Sep 4	Dal	W	---	EAGLES PRACTICE SQUAD									
Sep 14	at KC	W	---	EAGLES PRACTICE SQUAD									
Sep 21	LAR	W	---	EAGLES PRACTICE SQUAD									
Sep 28	at TB	W	---	EAGLES PRACTICE SQUAD									
Oct 5	Den	L	---	EAGLES PRACTICE SQUAD									
Oct 9	at NYG	L	---	EAGLES PRACTICE SQUAD									
Oct 19	at Min	W	---	EAGLES PRACTICE SQUAD									
Oct 26	NYG	W	---	EAGLES PRACTICE SQUAD									
Nov 10	at GB	W	---	EAGLES PRACTICE SQUAD									
Nov 16	Det	W	---	EAGLES PRACTICE SQUAD									
Nov 23	at Dal	L	---	EAGLES PRACTICE SQUAD									
Nov 28	Chi	L	---	EAGLES PRACTICE SQUAD									
Dec 8	at LAC												
Dec 14	LV												
Dec 20	at Was												
Dec 28	at Buf												
TBD	Was												
<b>Totals</b>			<b>0/0</b>	<b>0</b>	<b>0</b>	<b>0.0</b>	<b>0</b>	<b>0</b>	<b>0</b>	<b>0</b>	<b>0%</b>		





# JIIHAAD CAMPBELL

LINEBACKER | 30

*(pronounced JUH-haad)*

Height: 6-3 Weight: 235 DOB: Feb. 24, 2004 (Age 21)  
 NFL Experience: Rookie (1st with Eagles) Draft: D1-25 (31st overall) by PHI  
 College: Alabama Hometown (HS): Erial, NJ (IMG Academy - Bradenton, FL)



## CAREER STATISTICS

Year	Team	GP/S	TACKLES				PASS RUSH			INTERCEPTIONS					FUMBLES		DEF SNAPS	
			Total	Solo	Asst	TFL	Sacks	QBH	QBP	Int	Yds	Lg	TD	PD	FF	FR	No	Pct
2025	Philadelphia	12/8	52	30	22	1	0.0	1	7	1	0	0	0	2	1	0	526	65%
<b>Totals</b>		<b>12/8</b>	<b>52</b>	<b>30</b>	<b>22</b>	<b>1</b>	<b>0.0</b>	<b>1</b>	<b>7</b>	<b>1</b>	<b>0</b>	<b>0</b>	<b>0</b>	<b>2</b>	<b>1</b>	<b>0</b>	<b>---</b>	<b>---</b>

## ADDITIONAL STATISTICS

Special Teams Tackles: 1 - 2025 (1)

## CAREER HIGHS

Tackles	11	10/5/25 vs. Den.
Sacks	--	--
INTs	1	9/28/25 at TB
PDs	1	2x, last: 9/28/25 at TB
FFs	1	9/4/25 vs. Dal.
FRs	--	--

Nicknames: Haad, Megatron ... Hobbies: Hanging with family and playing basketball ... If he could play another sport: Would play basketball for OKC Thunder or soccer for Barcelona ... Career choice outside of sports: Entrepreneurship, owning businesses and networking ... If he could witness any sports moment: Watching a Muhammed Ali fight ... Favorite TV show: *Night Agent* ... Favorite movie: *Without Remorse*



## BIRDSEED

- ▶ Grew up a lifelong Eagles fan and gained his fandom from his grandfather, Mark, who used to collect Eagles trading cards ... Jihaad said that his grandfather was so excited when he was drafted by the Eagles that he thought he was going to faint
- ▶ Was raised in Erial, NJ, about 20 minutes from Lincoln Financial Field ... Attended Timber Creek (NJ) High School where he played WR and DE ... Transferred to IMG Academy for his senior year, where he concluded his career as one of the top EDGE/OLBs in the 2021 class

## 2025 SEASON - EAGLES

- ▶ Picked off Buccaneers QB **Baker Mayfield** in the endzone for his first career INT with 7:57 remaining in the fourth quarter of the 31-25 win at Tampa Bay (9/28/25)
- ▶ Recorded his first career FF when he punched the ball out of Cowboys RB **Miles Sanders** hands in the 3rd quarter of the 24-20 win vs. Dallas (9/4/25) ... The fumble was recovered by **Quinyon Mitchell** and set the Eagles up on the PHL 17 yard line

## COLLEGE HIGHLIGHTS

- ▶ Played collegiately at Alabama (2022-24), seeing action in 35 games (21 starts), registering 184 tackles (88 solo), 15.5 TFLs, 5.0 sacks, 3 FRs, 2 INTs and 2 FRs
- ▶ As a junior in 2024, earned second-team All-American honors by the FWAA and first-team All-SEC honors after posting 117 tackles (54 solo), 11.5 TFLs (led team), 5.0 sacks, 2 FRs and 1 FR ... His 117 tackles were the 8th-most in program single-season history ... In his sophomore campaign in 2023, finished 3rd on the Tide with 66 tackles (34 solo)

## TRANSACTIONS

- ▶ **2025** - Drafted by PHI in 1st round (31st overall)



2025 GAME-BY-GAME STATISTICS (PHI)												
Date	Opp		GP/S	Tot	Solo	Sk	Int	PD	FF	FR	Snaps	Pct
Sep 4	Dal	W	1/1	3	0	0.0	0	1	1	0	56	92%
Sep 14	at KC	W	1/1	7	5	0.0	0	0	0	0	58	97%
Sep 21	LAR	W	1/1	8	5	0.0	0	0	0	0	63	95%
Sep 28	at TB	W	1/1	4	2	0.0	1	1	0	0	70	97%
Oct 5	Den	L	1/1	11	6	0.0	0	0	0	0	71	96%
Oct 9	at NYG	L	1/1	7	4	0.0	0	0	0	0	62	90%
Oct 19	at Min	W	1/1	3	3	0.0	0	0	0	0	60	87%
Oct 26	NYG	W	1/1	2	1	0.0	0	0	0	0	21	40%
Nov 10	at GB	W	1/0	4	2	0.0	0	0	0	0	34	50%
Nov 16	Det	W	1/0	2	1	0.0	0	0	0	0	20	34%
Nov 23	at Dal	L	1/0	1	1	0.0	0	0	0	0	11	15%
Nov 28	Chi	L	1/0	0	0	0.0	0	0	0	0	0	0%
Dec 8	at LAC											
Dec 14	LV											
Dec 20	at Was											
Dec 28	at Buf											
TBD	Was											
<b>Totals</b>			<b>12/8</b>	<b>52</b>	<b>30</b>	<b>0.0</b>	<b>1</b>	<b>2</b>	<b>1</b>	<b>0</b>	<b>526</b>	<b>65%</b>





# JALEN CARTER

DEFENSIVE TACKLE | 98



Height: 6-3 Weight: 314 DOB: April 4, 2001 (Age 24)  
 NFL Experience: 3rd Year (3rd with Eagles) Draft: D1a-23 (9th overall) by PHI  
 College: Georgia Hometown (HS): Apopka, FL (Apopka)

SUPER BOWL CHAMPION: 2024 (LIX) ALL-PRO: 2024 PRO BOWL: 2024 ALL-ROOKIE: 2023

### CAREER STATISTICS

Year	Team	GP/S	TACKLES				PASS RUSH			INTERCEPTIONS					FUMBLES		DEF SNAPS	
			Total	Solo	Asst	TFL	Sacks	QBH	QBP	Int	Yds	Lg	TD	PD	FF	FR	No	Pct
2023	Philadelphia	16/1	33	20	13	8	6.0	9	47	0	0	--	0	0	2	1	563	48%
2024	Philadelphia	16/15	42	25	17	12	4.5	16	45	0	0	--	0	5	2	0	831	80%
2025	Philadelphia	10/10	32	20	12	4	2.0	11	27	0	0	--	0	6	0	0	581	72%
<b>Totals</b>		<b>42/26</b>	<b>107</b>	<b>65</b>	<b>42</b>	<b>24</b>	<b>12.5</b>	<b>36</b>	<b>119</b>	<b>0</b>	<b>0</b>	<b>--</b>	<b>0</b>	<b>11</b>	<b>4</b>	<b>1</b>	<b>---</b>	<b>---</b>

### PLAYOFFS

2023	Philadelphia	1/0	2	1	1	0	0.0	0	1	0	0	--	0	0	0	0	37	53%
2024	Philadelphia	4/4	9	3	6	2	2.0	6	14	0	0	--	0	3	1	0	234	86%
<b>Totals</b>		<b>5/4</b>	<b>11</b>	<b>4</b>	<b>7</b>	<b>2</b>	<b>2.0</b>	<b>6</b>	<b>15</b>	<b>0</b>	<b>0</b>	<b>--</b>	<b>0</b>	<b>3</b>	<b>1</b>	<b>0</b>	<b>---</b>	<b>---</b>

### ADDITIONAL STATISTICS

Fumble Recovery TDs: 1 - 2023 (1) Blocked FGs: 2 - 2023 (1), 2025 (1)

### CAREER HIGHS

Tackles	7	11/14/24 vs. Was.
Sacks	2.0	3x, last: 1/19/25 vs. LAR (Div.)
INTs	--	---
PDs	2	5x, last: 11/28/25 vs. Chi.
FFs	2	9/25/23 at TB
FRs	1	12/10/23 at Dal.

Nicknames: J.C., Breadman ... Hobbies: Loves fishing and wants to do more deep sea fishing ... Has a goal of catching a Goliath Grouper ... If he could play another sport, what team: Basketball, Miami Heat ... Favorite TV show: *Spongebob* ... Favorite music genre: Hip-hop



### BIRDSEED

- ▶ An outstanding athlete at Apopka (FL) High School, which is also the alma mater of Pro Football Hall of Fame DT **Warren Sapp** ... Played at multiple positions throughout his high school career, including DT, TE, FB and punter ... Booted a 60+ yard punt in the state championship game ... In addition to football, lettered in basketball and competed in heavyweight lifting competitions ... In middle school, saw action at RB, CB, WR and QB, throwing a 70+ yard TD pass in an AAU game
- ▶ During his pre-draft visit with the Eagles, served **Nick Sirianni** a quick 'H' competing in a game of 'HORSE' by delivering a flat-footed windmill dunk on his first try, leaving the head coach in disbelief ... Rumored to have been able to dunk as early as 5th grade, Carter previously went viral in high school after throwing down a windmill dunk in a game
- ▶ Inspired to give back to his community in Apopka, organized his first youth football camp with the help of his mother in 2022 ... Grew up going to camps, which helped him become the player he is today

### CAREER HIGHLIGHTS

- ▶ Earned second-team **All-Pro** and **Pro Bowl** honors during the Eagles' **Super Bowl LIX**-winning campaign in 2024 ... Led the defense in pressures (45), QB hits (16) and TFLs (12) ... Became the youngest DT (23 years old) in franchise history to garner Pro Bowl accolades
- ▶ Voted to the PFWA **All-Rookie** Team in 2023 ... Logged the most sacks (6.0) by an Eagles rookie since **Derrick Burgess** in 2001 (6.0)

### 2025 SEASON - EAGLES

- ▶ Blocked a 36-yard Rams **Joshua Karty** FG with 8:26 remaining in the fourth quarter to help the Eagles orchestrate a game winning drive in the 33-26 win vs. Los Angeles (9/21/25)

### 2024 SEASON - EAGLES

- ▶ Received second-team **All-Pro** and **Pro Bowl** recognition for the first time in his career after leading Philadelphia's **Super Bowl LIX**-winning defense in pressures (45), QB hits (16) and TFLs (12) ... At 23 years old,



2025 GAME-BY-GAME STATISTICS (PHI)													
Date	Opp	GP/S	Tot	Solo	Sk	Int	PD	FF	FR	Snaps	Pct		
Sep 4	Dal	W	0/0	DID NOT PLAY									
Sep 14	at KC	W	1/1	2	1	0.0	0	0	0	0	48	80%	
Sep 21	LAR	W	1/1	3	0	0.0	0	0	0	0	60	91%	
Sep 28	at TB	W	1/1	1	1	0.0	0	0	0	0	49	68%	
Oct 5	Den	L	1/1	4	1	0.0	0	0	0	0	67	91%	
Oct 9	at NYG	L	0/0	INACTIVE									
Oct 19	at Min	W	1/1	3	3	0.0	0	0	0	0	67	97%	
Oct 26	NYG	W	1/1	2	2	1.0	0	0	0	0	43	83%	
Nov 10	at GB	W	1/1	3	2	0.0	0	2	0	0	63	93%	
Nov 16	Det	W	1/1	5	3	0.0	0	2	0	0	53	90%	
Nov 23	at Dal	L	1/1	5	4	0.0	0	0	0	0	70	95%	
Nov 28	Chi	L	1/1	4	3	1.0	0	2	0	0	61	70%	
Dec 8	at LAC												
Dec 14	LV												
Dec 20	at Was												
Dec 28	at Buf												
TBD	Was												
<b>Totals</b>			<b>10/10</b>	<b>32</b>	<b>20</b>	<b>2.0</b>	<b>0</b>	<b>6</b>	<b>0</b>	<b>0</b>	<b>581</b>	<b>72%</b>	

2.0+ SACK GAMES		
Date	Opponent	Sacks
1/19/25	vs. Los Angeles Rams (W, 28-22) (Div.)	2.0
10/20/24	at New York Giants (W, 28-3)	2.0
10/8/23	at Los Angeles Rams (W, 23-14)	2.0



became the youngest Eagles DT to produce a Pro Bowl season ... Also tallied a career-high 42 tackles with 5 PDs, 4.5 sacks and 2 FFs

- ▶ Ranked 4th among interior DL in *Pro Football Focus* pass-rush grade (81.5), behind **Chris Jones** (91.0), **Cameron Heyward** (87.2) and **Jeffery Simmons** (81.6) in that category (min. 400 pass-rush snaps)
- ▶ Produced a career-high-tying 2.0 sacks against Rams QB **Matthew Stafford** with 6 pressures, 5 tackles, 2 PDs and 1 FF in the 28-22 victory vs. L.A. Rams in the NFC Divisional Playoff (1/19/25) ... Also sacked Giants QB **Daniel Jones** twice in the 28-3 win at New York (10/20/24)

**COLLEGE HIGHLIGHTS**

- ▶ A two-time CFP National Champion at Georgia (2021, '22), where he played three seasons (2020-22) ... Totaled 83 tackles (44 solo), 18.5 TFLs, 6.0 sacks, 4 PDs and 2 FFs in 38 career games (13 starts)
- ▶ Received first-team All-America honors and was voted first-team All-SEC as a junior in 2022 ... Named a finalist for the Rotary Lombardi Award (nation's top lineman) ... Finished the season with 32 tackles (16 solo), 7 TFLs, 3.0 sacks, 3 PDs and 2 FFs in 13 games (nine starts)

**TRANSACTIONS**

- ▶ **2023** - Drafted by PHI in 1st round (9th overall)



# MICHAEL CARTER

CORNERBACK | 35



Height: 5-10 Weight: 184 DOB: March 8, 1999 (Age 26)  
 NFL Experience: 5th Year (1st with Eagles) Draft: D5b-21 (154th overall) by NYJ Acquired: T-NYJ-25  
 College: Duke Hometown (HS): Douglasville, GA (South Paulding)

### CAREER STATISTICS

Year	Team	GP/S	TACKLES				PASS RUSH			INTERCEPTIONS					FUMBLES		DEF SNAPS	
			Total	Solo	Asst	TFL	Sacks	QBH	QBP	Int	Yds	Lg	TD	PD	FF	FR	No	Pct
2021	N.Y. Jets	15/7	71	44	27	4	1.0	2	7	0	0	0	0	5	0	2	776	65%
2022	N.Y. Jets	17/6	62	49	13	3	0.0	0	2	2	0	0	0	9	0	0	732	64%
2023	N.Y. Jets	15/7	50	37	13	1	0.0	1	6	0	0	0	0	9	1	0	671	59%
2024	N.Y. Jets	13/1	24	20	4	1	0.0	0	2	0	0	0	0	1	0	1	286	25%
2025	N.Y. Jets	5/4	13	9	4	1	0.0	0	2	0	0	0	0	2	0	0	145	28%
	Philadelphia	4/0	1	1	0	0	0.0	0	0	0	0	0	0	0	0	0	28	3%
	Totals	9/4	14	10	4	1	0.0	0	2	0	0	0	0	2	0	0	---	---
<b>Totals</b>		<b>69/25</b>	<b>221</b>	<b>160</b>	<b>61</b>	<b>10</b>	<b>1.0</b>	<b>0</b>	<b>0</b>	<b>0</b>	<b>0</b>	<b>0</b>	<b>0</b>	<b>26</b>	<b>1</b>	<b>3</b>	<b>---</b>	<b>---</b>

### CAREER HIGHS

<b>Tackles</b>	7	10/30/22 vs. NE
<b>Sacks</b>	1	1/2/22 vs. TB
<b>INTs</b>	1	2x, last: 10/30/22 vs. NE
<b>PDs</b>	3	12/24/23 vs. Was
<b>FFs</b>	1	11/12/23 at LV
<b>FRs</b>	1	3x, last: 9/29/24 vs. Den

### BIRDSEED

- Founded the Michael Carter II Foundation ... The organization’s mission is to drive positive change through educational, social and recreational activities centered around physical, mental, social, financial and spiritual wellness ... Hosts youth camps at South Paulding for children ages 8-13 to teach them the basics of football
- Excelled in football and baseball while attending South Paulding (GA) High School ... In 2016, received county player of the year in baseball and defensive player of the year in football

### 2025 SEASON - JETS & EAGLES

- Began the season with New York, appearing in five contests (four starts), recording 9 tackles (5 solo) and 2 PDs, before being traded to Philadelphia

### 2024 SEASON - JETS

- Saw action in 13 games (one start), totaling 20 tackles and 1 FR in 286 defensive snaps

### COLLEGE HIGHLIGHTS

- Played collegiately at Duke (2017-20), appearing in 46 games (36 starts) and totaling 135 tackles, 7.5 TFL, 1.5 sacks, 4 INTs and 24 PBUs
- Received third-team All-ACC accolades (2020) and a three-time Academic All-ACC pick (2018-20) ... One of three defensive players in Duke history to start multiple bowl game victories (2017 Quick Lane Bowl & 2018 Walk-On’s Independence Bowl)

### TRANSACTIONS

- **2021** - Drafted by NYJ in 5th round (154th overall) ... **12/21/21** - Placed on Reserve/COVID-19 ... **12/29/21** - Activated from Reserve/COVID-19 ... **9/4/24** - Agreed to terms with NYJ on 3-year contract ... **10/29/25** - Acquired by PHI from NYJ in exchange for **John Metchie III** and a 2027 6th-round pick





2025 GAME-BY-GAME STATISTICS (NYJ & PHI)

Date	Opp		GP/S	Tot	Solo	Sk	Int	PD	FF	FR	Snaps	Pct
Sep 7	Pit	L	1/1	4	3	0.0	0	1	0	0	37	66%
Sep 14	Buf	L	1/1	2	2	0.0	0	1	0	0	32	43%
Sep 21	at TB	L	1/1	5	4	0.0	0	0	0	0	52	72%
Sep 29	at Mia	L	1/1	2	0	0.0	0	0	0	0	18	31%
Oct 5	Dal	L	0/0	DID NOT PLAY								
Oct 12	Den	L	0/0	DID NOT PLAY								
Oct 19	Car	L	0/0	DID NOT PLAY								
Oct 26	at Cin	W	1/0	0	0	0.0	0	0	0	0	6	10%
TRADED FROM NYJ TO PHI (10/29/25)												
Nov 10	at GB	W	1/0	0	0	0.0	0	0	0	0	1	1%
Nov 16	Det	W	1/0	0	0	0.0	0	0	0	0	1	2%
Nov 23	at Dal	L	1/0	1	1	0.0	0	0	0	0	25	34%
Nov 28	Chi	L	1/0	0	0	0.0	0	0	0	0	1	1%
Dec 8	at LAC											
Dec 14	LV											
Dec 20	at Was											
Dec 28	at Buf											
TBD	Was											
<b>Totals</b>			<b>9/4</b>	<b>14</b>	<b>10</b>	<b>0.0</b>	<b>0</b>	<b>2</b>	<b>0</b>	<b>0</b>	<b>---</b>	<b>---</b>





# TARIQ CASTRO-FIELDS (PS)

## CORNERBACK | 41



Height: 6-1 Weight: 197 DOB: Jan. 14, 1999 (Age 26)  
 NFL Experience: 3rd Year (1st with Eagles) Draft: D6c-22 (221st Overall) by SF Acquired: FA-24  
 College: Penn State Hometown (HS): Upper Marlboro, MD (Riverdale Baptist)

SUPER BOWL CHAMPION: 2024 (LIX) (PS)

### CAREER STATISTICS

Year	Team	GP/S	TACKLES				PASS RUSH			INTERCEPTIONS					FUMBLES		DEF SNAPS	
			Total	Solo	Asst	TFL	Sacks	QBH	QBP	Int	Yds	Lg	TD	PD	FF	FR	No	Pct
2022	Washington	2/0	0	0	0	0	0.0	0	0	0	0	--	0	0	0	0	6	1%
2023	Washington	8/1	3	2	1	0	0.0	0	0	0	0	--	0	0	0	0	21	2%
2024	Carolina	2/0	0	0	0	0	0.0	0	0	0	0	--	0	0	0	0	0	0%
2025	Philadelphia	0/0	0	0	0	0	0.0	0	0	0	0	--	0	0	0	0	0	0%
<b>Totals</b>		<b>12/1</b>	<b>3</b>	<b>2</b>	<b>1</b>	<b>0</b>	<b>0.0</b>	<b>0</b>	<b>0</b>	<b>0</b>	<b>0</b>	<b>--</b>	<b>0</b>	<b>0</b>	<b>0</b>	<b>0</b>	<b>---</b>	<b>---</b>

### CAREER HIGHS

Tackles	3	12/31/23 vs. SF
Sacks	--	--
INTs	--	--
PDs	--	--
FFs	--	--
FRs	--	--

### BIRDSEED

- ▶ Prepped at Riverdale Baptist (MD) High School, where he was a four-star recruit and ran track ... As a sophomore, ran the fastest 4x400 time in the state ... Majored in sociology at Penn State

### CAREER HIGHLIGHTS

- ▶ A member of Philadelphia's practice squad during their **Super Bowl LIX**-winning campaign in 2024

### 2025 SEASON - EAGLES



### 2024 SEASON - PANTHERS & EAGLES

- ▶ Spent time on Carolina's active roster, appearing in two contests before signing to Philadelphia's practice squad for the remainder of the season

### COLLEGE HIGHLIGHTS

- ▶ Played collegiately at Penn State (2017-21), where he appeared in 52 career games (30 starts) and registered 138 tackles (93 solo), 25 PDs, 10 TFLs, 3 INTs and 1 FF ... Earned All-Big Ten honors in his final three years at Penn State (2 honorable mention, 1 third-team) ... As a senior in 2021, earned All-Big Ten honorable mention after starting 12 contests and recording 32 tackles (27 solo) and 6 PDs ... In 2019, led the team in PDs (8) and INTs (2) while starting 12 games en route to a Cotton Bowl victory

### TRANSACTIONS

- ▶ **2022** - Drafted by SF in 6th round (221st overall) ... **8/30/22** - Waived by SF ... **8/31/22** - Claimed off waivers by WAS ... **10/21/22** - Placed on Reserve/Injured (knee) ... **8/29/23** - Waived by WAS ... **8/30/23** - Signed by WAS to practice squad ... **10/14/23** - Elevated by WAS from practice squad for Week 6 at Atlanta ... **10/21/23** - Elevated by WAS from practice squad for Week 7 at N.Y. Giants ... **10/28/23** - Elevated by WAS from practice squad for Week 8 vs. Philadelphia ... **11/3/23** - Signed by WAS to active roster from practice squad ... **1/5/24** - Placed on Reserve/Injured (shoulder) ... **8/27/24** - Waived by WAS ... **8/28/24** - Claimed off waivers by CAR ... **10/1/24** - Waived by CAR ... **10/21/24** - Signed by PHI to practice squad ... **12/26/24** - Waived by PHI ... **12/31/24** - Signed by PHI to practice squad ... **2/14/25** - Signed by PHI to future/reserve contract ... **8/27/25** - Placed on Reserve/Injured ... **8/29/25** - Activated from Reserve/Injured ... **8/29/25** - Waived by PHI ... **10/13/25** - Signed by PHI to practice squad





2025 GAME-BY-GAME STATISTICS (PHI)												
Date	Opp	GP/S	Tot	Solo	Sk	Int	PD	FF	FR	Snaps	Pct	
Sep 4	Dal	W	0/0	RESERVE/INJURED								
Sep 14	at KC	W	0/0	RESERVE/INJURED								
Sep 21	LAR	W	0/0	RESERVE/INJURED								
Sep 28	at TB	W	0/0	RESERVE/INJURED								
Oct 5	Den	L	0/0	RESERVE/INJURED								
Oct 9	at NYG	L	0/0	RESERVE/INJURED								
Oct 19	at Min	W	---	EAGLES PRACTICE SQUAD								
Oct 26	NYG	W	---	EAGLES PRACTICE SQUAD								
Nov 10	at GB	W	---	EAGLES PRACTICE SQUAD								
Nov 16	Det	W	---	EAGLES PRACTICE SQUAD								
Nov 23	at Dal	L	---	EAGLES PRACTICE SQUAD								
Nov 28	Chi	L	---	EAGLES PRACTICE SQUAD								
Dec 8	at LAC											
Dec 14	LV											
Dec 20	at Was											
Dec 28	at Buf											
TBD	Was											
<b>Totals</b>			<b>0/0</b>	<b>0</b>	<b>0</b>	<b>0.0</b>	<b>0</b>	<b>0</b>	<b>0</b>	<b>0</b>	<b>0%</b>	





# DARIUS COOPER

WIDE RECEIVER | 80



Height: 5-11 Weight: 210 DOB: Nov. 22, 2001 (Age 24)  
 NFL Experience: Rookie (1st with Eagles) Draft: UDFA-25 by PHI  
 College: Tarleton State Hometown (HS): St. Louis, MO (Hazelwood West)

### CAREER STATISTICS

Year	Team	GP	RECEIVING					OFF SNAPS	
			Rec	Yds	Avg	Lg	TD	No	Pct
2025	Philadelphia	8/0	2	7	3.5	4	0	86	12%
<b>Totals</b>		<b>8/0</b>	<b>2</b>	<b>7</b>	<b>3.5</b>	<b>4</b>	<b>0</b>	<b>---</b>	<b>---</b>

### CAREER HIGHS

Receptions	2	11/23/25 at Dal.
Receiving Yards	7	11/23/25 at Dal.
Receiving Long	4	11/23/25 at Dal.
Receiving TDs	--	--



### BIRDSEED

- ▶ Earned a spot on Philadelphia’s 53-man roster after signing with the team as a UDFA in April 2025
- ▶ Is the 21st player from Tarleton State to sign into the NFL and the fourth from the university to sign into the league within the past three years
- ▶ Majored in kinesiology during his undergraduate studies

### 2025 SEASON - EAGLES



### COLLEGE HIGHLIGHTS

- ▶ Played five years in the collegiate ranks with Tarleton State (2020-24), appearing in 48 games and recording 3,185 yards on 164 touches (19.4 avg.) with 29 TDs ... Averaged 88.0+ ypg in each of final three seasons with the Texans ... Finished his collegiate career as the program’s leader in receiving yards (3,185), 100-yard games (14) and was 2nd in career TD receptions (29)
- ▶ As a senior, played in all 14 games, earning *Associated Press* first-team All-America honors after posting 1,450 yards (second-most in Division I) on 76 catches (single-season school record) with 14 TDs ... His 19.1 yard per catch average was the most by any Division I player with 50+ touches, while his seven contests with 100+ receiving yards was second amongst all Division I players
- ▶ As a junior in 2022, led the Texans with 1,063 yards on 54 catches (19.7 avg.) in 11 games played to earn All-WAC first-team honors ... Posted five games of 100+ yards, and eclipsed the 150-yard mark in three of his final four games played

### TRANSACTIONS

- ▶ **2025** - Signed by PHI as UDFA ... **9/24/25** - Placed on Reserve/Injured ... **10/25/25** - Activated from Reserve/Injured



2025 GAME-BY-GAME STATISTICS (PHI)										
Date	Opp		GP/S	Rec	Yds	Avg	Lg	TD	Snaps	Pct
Sep 4	Dal	W	1/0	0	0	---	--	0	2	3%
Sep 14	at KC	W	1/0	0	0	---	--	0	12	20%
Sep 21	LAR	W	1/0	0	0	---	--	0	6	9%
Sep 28	at TB	W	0/0	RESERVE/INJURED						
Oct 5	Den	L	0/0	RESERVE/INJURED						
Oct 9	at NYG	L	0/0	RESERVE/INJURED						
Oct 19	at Min	W	0/0	RESERVE/INJURED						
Oct 26	NYG	W	1/0	0	0	---	--	0	26	44%
Nov 10	at GB	W	1/0	0	0	---	--	0	11	17%
Nov 16	Det	W	1/0	0	0	---	--	0	3	4%
Nov 23	at Dal	L	1/0	2	7	3.5	4	0	13	21%
Nov 28	Chi	L	1/0	0	0	---	--	0	13	24%
Dec 8	at LAC									
Dec 14	LV									
Dec 20	at Was									
Dec 28	at Buf									
TBD	Was									
<b>Totals</b>			<b>8/0</b>	<b>2</b>	<b>7</b>	<b>3.5</b>	<b>4</b>	<b>0</b>	<b>86</b>	<b>12%</b>





# BRITAIN COVEY

WIDE RECEIVER | 18

(pronounced CUH-vee)

Height: 5-8 Weight: 173 DOB: March 18, 1997 (Age 28)  
 NFL Experience: 4th Year (4th with Eagles) Draft: UDFA-22 by PHI  
 College: Utah Hometown (HS): Provo, UT (Timpview)



SUPER BOWL CHAMPION: 2024 (LIX)

## CAREER STATISTICS

Year	Team	GP/S	RECEIVING					OFF SNAPS		PUNT RETURNS					
			Rec	Yds	Avg	Lg	TD	No	Pct	Ret	FC	Yds	Avg	Lg	TD
2022	Philadelphia	17/0	0	0	---	--	0	19	2%	33	18	308	9.3	27	0
2023	Philadelphia	16/0	4	42	10.5	22	0	58	5%	29	18	417	14.4	54	0
2024	Philadelphia	5/1	7	34	4.9	11	0	50	4%	6	5	46	7.7	10	0
2025	Philadelphia	1/0	0	0	---	--	0	0	0%	1	1	9	9.0	9	0
<b>Totals</b>		<b>39/1</b>	<b>11</b>	<b>76</b>	<b>6.9</b>	<b>22</b>	<b>0</b>	<b>---</b>	<b>---</b>	<b>69</b>	<b>42</b>	<b>780</b>	<b>11.3</b>	<b>54</b>	<b>0</b>

## PLAYOFFS

2022	Philadelphia	3/0	0	0	---	--	0	2	1%	2	7	35	17.5	27	0
2023	Philadelphia	1/0	0	0	---	--	0	3	5%	1	2	0	0.0	0	0
<b>Totals</b>		<b>4/0</b>	<b>0</b>	<b>0</b>	<b>---</b>	<b>--</b>	<b>0</b>	<b>---</b>	<b>---</b>	<b>3</b>	<b>9</b>	<b>35</b>	<b>11.7</b>	<b>27</b>	<b>0</b>

## ADDITIONAL STATISTICS

Fumbles/Lost: 3/0 - 2022 (2/0), 2023 (1/0) Kickoff Returns: 12-258 - 2022 (10-206), 2023 (1-30), 2025 (1-22)

Special Teams Fumble Recoveries: 4 - 2022 (2), 2023 (1), 2025 (1) Postseason Special Teams Fumble Recoveries: 1 - 2023 (1)

## CAREER HIGHS

Receptions	6	9/16/24 vs. Atl.
Receiving Yards	35	1/7/24 at NYG
Receiving Long	22	1/7/24 at NYG
Receiving TDs	--	---
Punt Returns	6	12/4/22 vs. Ten.
Punt Return Yards	105	12/4/22 vs. Ten.
Punt Return TDs	--	---



## BIRDSEED

- ▶ His grandfather, Stephen R. Covey, wrote the best-selling book, *The 7 Habits of Highly Successful People*, which sold more than 40 million copies worldwide ... Considers his grandfather one of his biggest influences and strives to exemplify the principles taught in his book
- ▶ A devout member of The Church of Jesus Christ of Latter-Day Saints, embarked on a mission trip to Chile after a promising start to his football career ... Reflects on the mission as the best two years of his life ... Returned two years later and continued to have on-field success
- ▶ Uses his platform to raise awareness for Bridle Up Hope, a foundation that was established in memory of his cousin, Rachel, who tragically passed away after a battle with depression ... Also lost another cousin, Jenna, to suicide a few years after Rachel ... Bridle Up Hope combines equestrian training, a pastime loved by Rachel, with life skills development, services at the barn, as well as self-renewal activities
- ▶ Attended Timpview (UT) High School, where he posted almost 7,400 yards of total offense ... Ranked 4th in Utah state history with 111 TDs responsible for in less than two years playing QB ... Led Timpview to back-to-back 4A state titles, winning 26 consecutive games at QB

## CAREER HIGHLIGHTS

- ▶ Contributed to the Eagles' roster that won **Super Bowl LIX** in 2024
- ▶ Led the NFL with a career-high 417 punt return yards during the 2023 campaign ... Finished as the only player with multiple 50+ yard punt returns (2) that year while pacing the NFL in punt returns of 10+ yards (16, tied), 15+ yards (13), 20+ yards (7) and 25+ yards (5, tied)
- ▶ A member of the Eagles' Super Bowl LVII roster in 2022



2025 GAME-BY-GAME STATISTICS (PHI)

Date	Opp	GP/S	RECEIVING					OFF SNAPS		PUNT RETURNS						
			Rec	Yds	Avg	Lg	TD	No	Pct	Ret	FC	Yds	Avg	Lg	TD	
Sep 4	Dal	W	---						EAGLES PRACTICE SQUAD							
Sep 14	at KC	W	---						EAGLES PRACTICE SQUAD							
Sep 21	LAR	W	---						EAGLES PRACTICE SQUAD							
Sep 28	at TB	W	---						EAGLES PRACTICE SQUAD							
Oct 5	Den	L	---						EAGLES PRACTICE SQUAD							
Oct 9	at NYG	L	---						EAGLES PRACTICE SQUAD							
Oct 19	at Min	W	---						EAGLES PRACTICE SQUAD							
Oct 26	NYG	W	---						EAGLES PRACTICE SQUAD							
Nov 10	at GB	W	---						EAGLES PRACTICE SQUAD							
Nov 16	Det	W	---						EAGLES PRACTICE SQUAD							
Nov 23	at Dal	L	---						EAGLES PRACTICE SQUAD							
Nov 28	Chi	L	1/0	0	0	---	--	0	0	0%	1	1	9	9.0	9	0
Dec 8	at LAC															
Dec 14	LV															
Dec 20	at Was															
Dec 28	at Buf															
TBD	Was															
<b>Totals</b>			<b>1/0</b>	<b>0</b>	<b>0</b>	<b>---</b>	<b>--</b>	<b>0</b>	<b>0</b>	<b>0%</b>	<b>1</b>	<b>1</b>	<b>9</b>	<b>9.0</b>	<b>9</b>	<b>0</b>

2025 SEASON - EAGLES



2024 SEASON - EAGLES

- ▶ Saw action in five contests (one start), contributing on offense and special teams ... Caught 7 passes for 34 yards (4.9 avg) and returned 6 punts for 46 yards (7.7 avg)

COLLEGE HIGHLIGHTS

- ▶ Played collegiately at Utah (2015, '18-21), where he received five All-Pac-12 accolades, including four as a returner (first-team in 2018, '20, '21) and one as a WR (honorable mention in 2020) ... Also earned All-America honors following the 2015, '20 and '21 seasons
- ▶ Amassed 2,011 receiving yards with 11 TDs, 1,092 punt return yards (school record) with 4 TDs, 838 kickoff return yards with 1 TD, 300 rushing yards and 71 passing yards with 2 TDs in 47 career games (23 starts) ... Ranked among the top 10 in program history in punt returns (92, 2nd), receptions (184, 2nd), all-purpose yards (4,241, 3rd) and receiving yards (6th) ... Led Utah in receiving yards in 2015, '18 and '20

TRANSACTIONS

- ▶ **2022** - Signed by PHI as UDFA ... **8/30/22** - Waived by PHI ... **8/31/22** - Signed by PHI to practice squad ... **9/10/22** - Elevated by PHI from practice squad for Week 1 at Detroit ... **9/19/22** - Elevated by PHI from practice squad for Week 2 vs. Minnesota ... **9/24/22** - Elevated by PHI from practice squad for Week 3 at Washington ... **10/1/22** - Signed by PHI to active roster from practice squad ... **8/29/23** - Waived by PHI ... **8/30/23** - Signed by PHI to practice squad ... **9/9/23** - Elevated by PHI from practice squad for Week 1 at New England ... **9/14/23** - Elevated by PHI from practice squad for Week 2 vs. Minnesota ... **9/19/23** - Signed by PHI to active roster from practice squad ... **9/24/24** - Placed on Reserve/Injured (shoulder) ... **11/23/24** - Activated from Reserve/Injured (shoulder) ... **12/28/24** - Placed on Reserve/Injured (neck) ... **5/5/25** - Signed by LAR to 1-year contract ... **8/26/25** - Waived by LAR ... **8/28/25** - Signed by PHI to practice squad

LONGEST PUNT RETURNS

Date	Opponent	Yds
12/25/23	vs. New York Giants (W, 33-25)	54
9/25/23	at Tampa Bay Buccaneers (W, 25-11)	52
2/12/23	at Kansas City Chiefs (L, 35-38) (SB)	27
12/4/22	vs. Tennessee Titans (W, 35-10)	27
11/20/23	at Kansas City Chiefs (W, 21-17)	26



**First job:** Mowing lawns ... **Surprisingly good at:** "Golf. I'm like a three or four handicap right now." ... **Desired talent:** "Singing. An unknown fact about me is that I love musical theater. I love plays, drama, and Broadway. If I wasn't playing football, I would be doing that... if I could sing, of course." ... **Famous relative:** "My grandpa, Stephen Covey, is an author. He wrote *The 7 Habits of Highly Effective People*." ... **Favorite athlete:** Tiger Woods ... **Favorite movie:** *Warrior* ... **Favorite TV show:** *Parks and Recreation* ... **Favorite food:** "My wife's white bean chili or my wife's chicken tacos with avocado lime sauce on it."



# JORDAN DAVIS

DEFENSIVE TACKLE | 90



Height: 6-6 Weight: 336 DOB: Jan. 12, 2000 (Age 25)  
 NFL Experience: 4th Year (4th with Eagles) Draft: D1-22 (13th overall) by PHI  
 College: Georgia Hometown (HS): Charlotte, NC (Mallard Creek)

SUPER BOWL CHAMPION: 2024 (LIX) ALL-ROOKIE: 2022

### CAREER STATISTICS

Year	Team	GP/S	TACKLES				PASS RUSH			INTERCEPTIONS					FUMBLES		DEF SNAPS	
			Total	Solo	Asst	TFL	Sacks	QBH	QBP	Int	Yds	Lg	TD	PD	FF	FR	No	Pct
2022	Philadelphia	13/5	18	8	10	1	0.0	0	4	0	0	--	0	1	0	0	224	20%
2023	Philadelphia	17/17	45	18	27	2	2.5	5	16	0	0	--	0	1	1	0	519	45%
2024	Philadelphia	17/17	27	15	12	3	1.0	1	5	0	0	--	0	2	0	1	388	37%
2025	Philadelphia	12/12	49	24	25	5	3.0	4	11	0	0	--	0	6	0	0	499	62%
<b>Totals</b>		<b>59/51</b>	<b>139</b>	<b>65</b>	<b>74</b>	<b>11</b>	<b>6.5</b>	<b>10</b>	<b>36</b>	<b>0</b>	<b>0</b>	<b>--</b>	<b>0</b>	<b>10</b>	<b>1</b>	<b>1</b>	<b>---</b>	<b>---</b>

### PLAYOFFS

2022	Philadelphia	3/0	4	3	1	0	0.0	2	4	0	0	--	0	0	0	0	45	29%
2023	Philadelphia	1/1	2	1	1	0	0.0	0	0	0	0	--	0	0	0	0	42	60%
2024	Philadelphia	4/4	6	4	2	2	2.0	2	2	0	0	--	0	1	0	0	57	21%
<b>Totals</b>		<b>8/5</b>	<b>12</b>	<b>8</b>	<b>4</b>	<b>2</b>	<b>2.0</b>	<b>4</b>	<b>6</b>	<b>0</b>	<b>0</b>	<b>--</b>	<b>0</b>	<b>1</b>	<b>0</b>	<b>0</b>	<b>---</b>	<b>---</b>

### ADDITIONAL STATISTICS

Blocked FGs: 1 - 2025 (1)

### CAREER HIGHS

Tackles	9	11/28/25 vs. Chi.
Sacks	1.0	6x, last: 10/9/25 at NYG
INTs	--	---
PDs	3	11/16/25 vs. Det.
FFs	1	9/10/23 at NE
FRs	1	12/29/24 vs. Dal.



### BIRDSEED

- ▶ Is very close with his mother, Shay Allen, and two younger brothers, Donovan and Yashua ... Shay was originally a huge fan of the Eagles
- ▶ Credits his mother for getting him into football ... When he hit a growth spurt before entering 10th grade, she struggled to keep pace with his increased appetite and would often come home from her second job to find the refrigerator and cabinets almost bare ... Shay was sold on Mallard Creek (NC) High School's football team when she learned that summer practices included free breakfast and lunch
- ▶ At the 2022 NFL Combine, recorded a 4.78 time in the 40-yard dash, which was the fastest by any player over 330 pounds since 2006 and is believed to be one of the fastest times ever for a player his size ... In addition, his 10'3" standing broad jump is thought to be the record for a 300-pound player at the NFL Combine ... Earned a perfect 10 on the Relative Athletic Score due to his rare measurables
- ▶ Represented Camp Sunshine and Northwest Victims Services through the league's *My Cause My Cleats* initiative ... Camp Sunshine offers retreats for children with life-threatening illnesses to enable hope and promote joy among them and their families ... Northwest Victims Services is a nonprofit organization that provides services to victims of crime in Philadelphia while promoting safety in the community

### CAREER HIGHLIGHTS

- ▶ A member of the Eagles' **Super Bowl LIX**-winning defense in 2024
- ▶ Voted to the PFWA **All-Rookie** Team in 2022 ... Contributed to a group that helped Philadelphia earn a Super Bowl LVII appearance

### 2025 SEASON - EAGLES

- ▶ Earned **NFC Defensive Player of the Week** honors after posting a career-high 3 PDs in the 16-9 win vs. Detroit (11/16/25) ... Became the first Eagle to win NFC Defensive POW and NFC Special Teams POW in



2025 GAME-BY-GAME STATISTICS (PHI)

Date	Opp		GP/S	Tot	Solo	Sk	Int	PD	FF	FR	Snaps	Pct
Sep 4	Dal	W	1/1	6	3	0.0	0	1	0	0	53	87%
Sep 14	at KC	W	1/1	5	3	0.0	0	2	0	0	32	53%
Sep 21	LAR	W	1/1	5	4	1.0	0	0	0	0	45	68%
Sep 28	at TB	W	1/1	1	0	0.0	0	0	0	0	39	54%
Oct 5	Den	L	1/1	2	1	0.0	0	0	0	0	41	55%
Oct 9	at NYG	L	1/1	6	2	1.0	0	0	0	0	51	74%
Oct 19	at Min	W	1/1	3	2	0.0	0	0	0	0	45	65%
Oct 26	NYG	W	1/1	2	2	1.0	0	0	0	0	27	52%
Nov 10	at GB	W	1/1	3	0	0.0	0	0	0	0	29	43%
Nov 16	Det	W	1/1	1	1	0.0	0	3	0	0	29	49%
Nov 23	at Dal	L	1/1	6	1	0.0	0	0	0	0	49	66%
Nov 28	Chi	L	1/1	9	5	0.0	0	0	0	0	59	68%
Dec 8	at LAC											
Dec 14	LV											
Dec 20	at Was											
Dec 28	at Buf											
TBD	Was											
<b>Totals</b>			<b>12/12</b>	<b>49</b>	<b>24</b>	<b>3.0</b>	<b>0</b>	<b>6</b>	<b>0</b>	<b>0</b>	<b>499</b>	<b>62%</b>



the same season

- ▶ Totaled 5 tackles (4 solo), 1.0 sack and 1 blocked FG vs. Los Angeles ... Blocked a Rams K **Joshua Karty** FG attempt with 0:00 remaining and returned the ball 61 yards for a TD to seal the Eagles' 33-26 win vs. L.A. Rams (9/21/25), earning **NFC Special Teams Player of the Week** honors ... Became the first Eagle to return a blocked FG for a TD since **Matt Ware** on 10/23/05 vs. San Diego

2024 SEASON - EAGLES

- ▶ Produced 27 tackles with 5 pressures, 3 TFLs, 2 PDs and 1 FR in 17 games (all starts) ... Logged 6 tackles with 2.0 sacks and 1 PD in four starts during Philadelphia's **Super Bowl LIX**-winning playoff run
- ▶ Sacked Chiefs QB **Patrick Mahomes** during the third quarter of the 40-22 win vs. Kansas City in **Super Bowl LIX** (2/9/25) ... Finished the game with a stat line of 2 tackles, 1.0 sack, 1 QB hit and 1 TFL
- ▶ Made 2 tackles with 1.0 sack, 1 QB hit, 1 TFL and 1 PD in the 55-23 victory vs. Washington in the NFC Championship Game (1/26/25) ... Brought down Commanders QB **Jayden Daniels** for a 12-yard loss on second-and-8 leading to a three-and-out during the third quarter

COLLEGE HIGHLIGHTS

- ▶ Played collegiately at Georgia (2018-21), totaling 91 tackles (37 solo), 12.5 TFLs, 7.0 sacks and 1 PD in 47 career games (33 starts) ... A key member of the 2021 CFP National Championship-winning defense
- ▶ Honored with the Outland Trophy (nation's best interior lineman) and Chuck Bednarik Award (best defensive player in college football) as a senior in 2021 ... Also voted first-team All-America by the *Associated Press* and earned first-team All-SEC honors (media and coaches) after recording 32 tackles (17 solo), 5.5 TFLs, 2.0 sacks and 1 PD

TRANSACTIONS

- ▶ **2022** - Drafted by PHI in 1st round (13th overall) ... **11/2/22** - Placed on Reserve/Injured (ankle) ... **12/3/22** - Activated from Reserve/Injured (ankle)

**First job:** Worked at an amusement park called Carowinds ... **What he wanted to grow up to be when he was younger:** "An astronaut. I was always so fascinated with space." ... **Bucket list:** Travel to Europe ... **Favorite athletes:** LeBron James and Kobe Bryant ... **Favorite movie:** *Love and Basketball* ... **Favorite TV show:** *Family Guy* ... **Favorite food:** Carne asada tacos ... **Favorite candy:** "Swedish fish. It's got to be the red ones and it's got to be the small ones. The small ones are better than the bigger ones."



# NAKOBE DEAN

LINEBACKER | 17



Height: 5-11 Weight: 231 DOB: Dec. 13, 2000 (Age 24)  
 NFL Experience: 4th Year (4th with Eagles) Draft: D3-22 (83rd overall) by PHI  
 College: Georgia Hometown (HS): Horn Lake, MS (Horn Lake)

SUPER BOWL CHAMPION: 2024 (LIX)

### CAREER STATISTICS

Year	Team	GP/S	TACKLES				PASS RUSH			INTERCEPTIONS					FUMBLES		DEF SNAPS	
			Total	Solo	Asst	TFL	Sacks	QBH	QBP	Int	Yds	Lg	TD	PD	FF	FR	No	Pct
2022	Philadelphia	17/0	6	5	1	1	0.0	0	0	0	0	--	0	0	0	0	34	3%
2023	Philadelphia	5/4	30	22	8	2	0.5	1	4	0	0	--	0	0	0	0	182	16%
2024	Philadelphia	15/15	128	80	48	9	3.0	6	13	1	0	0	0	4	1	2	858	82%
2025	Philadelphia	7/5	38	21	17	4	3.0	4	6	0	0	--	0	1	1	0	292	36%
<b>Totals</b>		<b>44/24</b>	<b>202</b>	<b>128</b>	<b>74</b>	<b>16</b>	<b>6.5</b>	<b>11</b>	<b>24</b>	<b>1</b>	<b>0</b>	<b>0</b>	<b>0</b>	<b>5</b>	<b>2</b>	<b>2</b>	<b>---</b>	<b>---</b>

### PLAYOFFS

2022	Philadelphia	3/0	0	0	0	0	0.0	0	0	0	0	--	0	0	0	0	9	6%
2024	Philadelphia	1/1	6	3	3	2	0.0	0	0	0	0	--	0	0	0	0	23	8%
<b>Totals</b>		<b>4/1</b>	<b>6</b>	<b>3</b>	<b>3</b>	<b>2</b>	<b>0.0</b>	<b>0</b>	<b>0</b>	<b>0</b>	<b>0</b>	<b>--</b>	<b>0</b>	<b>0</b>	<b>0</b>	<b>0</b>	<b>---</b>	<b>---</b>

### ADDITIONAL STATISTICS

Special Teams Tackles: 7 - 2022 (7) Postseason Special Teams Tackles: 2 - 2022 (2)

### CAREER HIGHS

Tackles	13	10/29/23 at Was.
Sacks	2.0	10/20/24 at NYG
INTs	1	11/3/24 vs. Jax.
PDs	2	11/3/24 vs. Jax.
FFs	1	2x, last: 11/10/25 at GB
FRs	1	2x, last: 11/24/24 at LAR



### BIRDSEED

- ▶ Launched his foundation, Kind Hearts, to help support disadvantaged children and families ... Is very involved in the Philadelphia community, especially during holidays with turkey giveaways and toy drives ... Has represented Kind Hearts and the Boys and Girls Club of Greater Philadelphia through the league's *My Cause My Cleats* campaign
- ▶ Raised by his mother, Neketta, in a single-parent household with his older brother, Nikolas, and younger sister, Brooklyn ... Neketta worked as the director of community affairs in Tunica County, MS, and prioritized community service in her family, bringing her children to various neighborhood events where they often volunteered
- ▶ Studied mechanical engineering at Georgia and is interested in prosthetics ... His passion for the field stems from many visits to Veterans Affairs with his mother, who served in the military ... Felt at a young age that he wanted to improve the lives of injured veterans
- ▶ Maintained a 3.55 GPA in the mechanical engineering program during his time at Georgia ... During the 2023 offseason, returned to school to continue working toward finishing his degree requirements ... Would consider pursuing pre-med studies following his NFL career
- ▶ Was roommates with **Nolan Smith** at Georgia

### CAREER HIGHLIGHTS

- ▶ A key part of Philadelphia's defense during its **Super Bowl LIX**-winning campaign in 2024 ... Registered career highs with 13 pressures, 9 TFLs, 6 QB hits, 4 PDs, 3.0 sacks, 2 FRs, 1 INT and 1 FF in 15 games
- ▶ Contributed to the Eagles' Super Bowl LVIII roster in 2022

### 2025 SEASON - EAGLES

- ▶

### 2024 SEASON - EAGLES

- ▶ Tallied career highs in tackles (128), TFLs (9), pressures (13), QB hits



2025 GAME-BY-GAME STATISTICS (PHI)

Date	Opp	GP/S	Tot	Solo	Sk	Int	PD	FF	FR	Snaps	Pct		
Sep 4	Dal	W	0/0	PHYSICALLY UNABLE TO PERFORM (KNEE)									
Sep 14	at KC	W	0/0	PHYSICALLY UNABLE TO PERFORM (KNEE)									
Sep 21	LAR	W	0/0	PHYSICALLY UNABLE TO PERFORM (KNEE)									
Sep 28	at TB	W	0/0	PHYSICALLY UNABLE TO PERFORM (KNEE)									
Oct 5	Den	L	0/0	PHYSICALLY UNABLE TO PERFORM (KNEE)									
Oct 9	at NYG	L	1/0	0	0	0.0	0	0	0	0	0%		
Oct 19	at Min	W	1/0	6	3	0.0	0	0	0	31	45%		
Oct 26	NYG	W	1/1	5	4	0.0	0	0	0	33	63%		
Nov 10	at GB	W	1/1	7	6	1.0	0	0	1	44	65%		
Nov 16	Det	W	1/1	3	1	1.0	0	0	0	40	68%		
Nov 23	at Dal	L	1/1	5	2	1.0	0	0	0	62	84%		
Nov 28	Chi	L	1/1	12	5	0.0	0	1	0	82	94%		
Dec 8	at LAC												
Dec 14	LV												
Dec 20	at Was												
Dec 28	at Buf												
TBD	Was												
<b>Totals</b>			<b>7/5</b>	<b>38</b>	<b>21</b>	<b>3.0</b>	<b>0</b>	<b>1</b>	<b>1</b>	<b>0</b>	<b>292</b>	<b>36%</b>	



(6), sacks (3.0), INTs (1), FFs (1) and FRs (2) in 15 regular-season starts ... Helped lead a defense that went on to capture **Super Bowl LIX**

- ▶ During Weeks 6-18, ranked 2nd among NFL LBs in *Pro Football Focus* defensive grade (88.3), trailing only **Zack Baun** (91.5) in that span
- ▶ Made 10 tackles with 1 FF in the 27-13 win vs. Pittsburgh (12/15/24)
- ▶ Intercepted Jaguars QB **Trevor Lawrence** in the end zone with 1:38 left in regulation to seal the 28-23 victory vs. Jacksonville (11/3/24)
- ▶ Posted 11 tackles, 4 QB hits, 3 pressures and a career-high 2.0 sacks against QB **Daniel Jones** in the 28-3 win at N.Y. Giants (10/20/24)

COLLEGE HIGHLIGHTS

- ▶ Played collegiately at Georgia (2019-21), where he totaled 168 tackles (89 solo), 13.5 TFLs, 10 PDs, 7.5 sacks, 3 FFs and 2 INTs in 39 career games (25 starts) ... A team captain who helped guide the Bulldogs to the CFP National Championship during the 2021 campaign
- ▶ Voted the recipient of the 2021 Butkus Award (nation's best LB) along with first-team All-SEC honors ... Selected as the SEC Defensive Player of the Year by *Pro Football Focus* and was a semifinalist for the 2021 Chuck Bednarik Award, which recognizes the best defensive player in college football ... Finished his junior campaign with 72 tackles (career high), 10.5 TFLs (team high), 8 PDs, 6.0 sacks, 2 INTs and 2 FFs
- ▶ Named a semifinalist for the Butkus Award as a sophomore in 2020, leading Georgia in tackles (71) and producing 1.5 sacks

TRANSACTIONS

- ▶ **2022** - Drafted by PHI in 3rd round (83rd overall) ... **9/12/23** - Placed on Reserve/Injured (foot) ... **10/14/23** - Activated from Reserve/Injured (foot) ... **11/16/23** - Placed on Reserve/Injured (foot) ... **1/14/25** - Placed on Reserve/Injured (knee) ... **7/23/25** - Placed on Active/Physically Unable to Perform (knee) ... **10/9/25** - Activated from Active/Physically Unable to Perform (knee)

What he wanted to grow up to be when he was younger: "I wanted to be an engineer, an architect, or a doctor. I always wanted to help people and I was good at math and science." ... Surprisingly good at: "If you ask me, I think I can sing. I can perform and dance a little bit." ... Desired talent: "I wish I was good at making songs, producing." ... Favorite athletes growing up: Troy Polamalu and James Harrison ... Favorite music artists: Rod Wave and Kevin Gates ... Favorite pre-game music: "I mix it up, but I always listen to some Lil Boosie. He gets me going." ... Favorite food: Salmon and chicken



# COOPER DEJEAN

DEFENSIVE BACK | 33



Height: 6-0 Weight: 198 DOB: Feb. 9, 2003 (Age 22)  
 NFL Experience: 2nd Year (2nd with Eagles) Draft: D2-24 (40th overall) by PHI  
 College: Iowa Hometown (HS): Odebolt, IA (Odebolt-Arthur-Battle Creek-Ida Grove)

SUPER BOWL CHAMPION: 2024 (LIX)

## CAREER STATISTICS

Year	Team	GP/S	TACKLES				PASS RUSH			INTERCEPTIONS					FUMBLES		DEF SNAPS	
			Total	Solo	Asst	TFL	Sacks	QBH	QBP	Int	Yds	Lg	TD	PD	FF	FR	No	Pct
2024	Philadelphia	16/9	50	37	13	3	0.5	1	2	0	0	--	0	6	1	3	627	60%
2025	Philadelphia	12/12	66	44	22	4	0.0	1	4	1	21	21	0	10	0	0	800	99%
<b>Totals</b>		<b>28/21</b>	<b>116</b>	<b>81</b>	<b>35</b>	<b>7</b>	<b>0.5</b>	<b>2</b>	<b>6</b>	<b>1</b>	<b>21</b>	<b>21</b>	<b>0</b>	<b>16</b>	<b>1</b>	<b>3</b>	---	---

## PLAYOFFS

2024	Philadelphia	4/4	18	12	6	0	0.0	0	1	1	38	38t	1	4	0	1	254	94%
<b>Totals</b>		<b>4/4</b>	<b>18</b>	<b>12</b>	<b>6</b>	<b>0</b>	<b>0.0</b>	<b>0</b>	<b>1</b>	<b>1</b>	<b>38</b>	<b>38t</b>	<b>1</b>	<b>4</b>	<b>0</b>	<b>1</b>	---	---

## ADDITIONAL STATISTICS

Punt Returns: 21-211 - 2024 (21-211) Postseason Punt Returns: 9-53 - 2024 (9-53) Special Teams Tackles: 7 - 2024 (1), 2025 (6) Offensive Snaps: 7 - 2025 (7)

## CAREER HIGHS

Tackles	9	2x, last: 9/28/25 at TB
Sacks	0.5	10/13/24 vs. Cle.
INTs	1	2x, last: 11/16/25 vs. Det.
PDs	3	9/28/25 at TB
FFs	1	2x, last: 11/23/25 at Dal.
FRs	1	4x, last: 1/19/25 vs. LAR (Div.)



## BIRDSEED

- ▶ Co-founded the *Exciting Mics* podcast with **Reed Blankenship** in 2025
- ▶ Participated in numerous volunteer activities during his time at Iowa, including staffing Special Olympics events, working with Safe Haven of Iowa County, assisting CommUnity Crisis Services and more ... Voted a semifinalist for the Lott IMPACT Trophy, which is awarded to a student-athlete who makes the biggest impact on and off the field
- ▶ Turned in a legendary football career at OA-BCIG (IA) High School as a QB and DB ... Set school career records in passing yards, passing TDs, completions and receiving TDs, in addition to single-season marks in passing yards, receptions, receiving yards and total yards ... Won back-to-back state championships as a junior and senior ... Scored the game-winning TD in the final minute of the state title game as a senior after his younger brother, Beckett, recovered a fumble on a kickoff
- ▶ Also lettered in basketball, baseball, and track at OA-BCIG ... Won the long jump and 100-meter dash state championships as a senior ... His 1,832 career points in basketball ranked just 58 points behind Vikings TE **T.J. Hockenson** on Iowa's all-time high school scoring list

## CAREER HIGHLIGHTS

- ▶ A key contributor of Philadelphia's **Super Bowl LIX**-winning team in 2024 ... Recorded a 38-yard INT-TD in **Super Bowl LIX** against Kansas City, becoming the youngest player (22) in NFL history to do so
- ▶ Finished as an *Associated Press* NFL Defensive Rookie of the Year finalist in 2024 ... Didn't allow a TD the entire season and ranked 3rd among NFL CBs in *PFF* defensive grade (82.7) (min. 400 snaps)

## 2025 SEASON - EAGLES

- ▶ Intercepted Lions QB **Jared Goff** with 11:18 remaining in the first quarter and returned it 21 yards to set up a **Jake Elliott** field goal in the 16-9 win vs. Detroit (11/16/25)

## 2024 SEASON - EAGLES

- ▶ Saw action in 16 games (nine starts), registering 50 tackles (37 solo), 6 PDs, 3 FRs, 1 FF and surrendered 0 TDs en route to being named an AP



2025 GAME-BY-GAME STATISTICS (PHI)

Date	Opp	GP/S	Tot	Solo	Sk	Int	PD	FF	FR	Snaps	Pct	
Sep 4	Dal	W	1/1	5	3	0.0	0	1	0	0	61	100%
Sep 14	at KC	W	1/1	7	6	0.0	0	0	0	0	60	100%
Sep 21	LAR	W	1/1	9	5	0.0	0	0	0	0	66	100%
Sep 28	at TB	W	1/1	9	8	0.0	0	3	0	0	72	100%
Oct 5	Den	L	1/1	3	2	0.0	0	1	0	0	74	100%
Oct 9	at NYG	L	1/1	2	0	0.0	0	0	0	0	65	94%
Oct 19	at Min	W	1/1	6	5	0.0	0	1	0	0	69	100%
Oct 26	NYG	W	1/1	5	1	0.0	0	0	0	0	45	87%
Nov 10	at GB	W	1/1	5	4	0.0	0	0	0	0	68	100%
Nov 16	Det	W	1/1	3	3	0.0	1	2	0	0	59	100%
Nov 23	at Dal	L	1/1	7	5	0.0	0	1	1	0	74	100%
Nov 28	Chi	L	1/1	5	2	0.0	0	1	0	0	87	100%
Dec 8	at LAC											
Dec 14	LV											
Dec 20	at Was											
Dec 28	at Buf											
TBD	Was											
<b>Totals</b>			<b>12/12</b>	<b>66</b>	<b>44</b>	<b>0.0</b>	<b>1</b>	<b>10</b>	<b>1</b>	<b>0</b>	<b>800</b>	<b>99%</b>

**Nickname:** Coop ... **Hobbies:** Playing pick-up basketball, golfing, and playing video games ... **Bucket list:** Travel to Italy ... **Little known fact:** His hometown has zero stoplights — only stop signs and yield signs ... **If he could have a career outside of sports:** Real estate because he feels like it's an enjoyable business and he loves looking at new houses ... **Favorite athlete to watch:** LeBron James ... **Favorite TV show:** *Suits* ... **Favorite music/artists:** Rap and country; favorite artists are Drake, Lil Baby, Morgan Wallen and Zach Bryan



Defensive Rookie of the Year finalist ... Also served as a punt returner, returning 21 punts for 211 yards

- ▶ Intercepted Chiefs QB **Patrick Mahomes** and returned it 38 yards for his first career TD to take a 17-0 lead in the 40-22 **Super Bowl LIX** victory vs. Kansas City (2/9/25) ... Became the youngest player (22) ever to record an INT-TD in the Super Bowl

**COLLEGE HIGHLIGHTS**

- ▶ Played collegiately at Iowa (2021-23), where he recorded 120 tackles (85 solo) with 20 PDs and 7 INTs (3 TDs) in 30 games (24 starts) ... Also returned 31 punts for 406 yards (13.1 avg.) and 1 TD in his career
- ▶ Earned unanimous consensus All-America honors and was voted a finalist for the Bronko Nagurski (nation's best defensive player) and Jim Thorpe (nation's best DB) Awards in 2023 ... Also recognized as the Big Ten Defensive Back of the Year ... Registered 41 tackles (26 solo) with 2 INTs and returned 21 punts for 241 yards in 10 appearances
- ▶ Collected the first of two first-team All-Big Ten honors in his career in 2022, when he started all 13 games and produced 75 tackles (56 solo) with 8 PDs and 5 INTs, including a school-record 3 INT-TDs

**TRANSACTIONS**

- ▶ **2024** - Drafted by PHI in 2nd round (40th overall) ... **7/24/24** - Placed on Active/Non-Football Injury (hamstring) ... **8/13/24** - Activated from Active/Non-Football Injury (hamstring)



# LANDON DICKERSON

GUARD | 69



Height: 6-6 Weight: 332 DOB: Sept. 30, 1998 (Age 27)  
 NFL Experience: 5th Year (5th with Eagles) Draft: D2-21 (37th overall) by PHI  
 College: Alabama Hometown (HS): Hudson, NC (South Caldwell)

SUPER BOWL CHAMPION: 2024 (LIX) PRO BOWL: 2022, 2023, 2024

## CAREER STATISTICS

Year	Team	GP/S	STARTS			OFF SNAPS	
			LG	C	RG	No	Pct
2021	Philadelphia	14/13	12	0	1	859	77%
2022	Philadelphia	17/17	17	0	0	1,096	93%
2023	Philadelphia	16/16	16	0	0	1,046	91%
2024	Philadelphia	16/16	16	0	0	996	86%
2025	Philadelphia	11/11	11	0	0	605	83%
<b>Totals</b>		<b>74/73</b>	<b>72</b>	<b>0</b>	<b>1</b>	<b>---</b>	<b>---</b>

## PLAYOFFS

2021	Philadelphia	1/1	1	0	0	66	100%
2022	Philadelphia	3/3	3	0	0	201	92%
2023	Philadelphia	1/1	1	0	0	57	97%
2024	Philadelphia	4/4	3	1	0	236	88%
<b>Totals</b>		<b>9/9</b>	<b>8</b>	<b>1</b>	<b>0</b>	<b>---</b>	<b>---</b>



## BIRDSEED

- ▶ Known as a skilled handyman who embarks on a number of do-it-yourself home projects with his wife, Brooke ... The couple runs their own home improvement page on Instagram called @dickerson\_diys
- ▶ Has built an inseparable friendship with **Jordan Mailata**, who served as Landon's best man at his wedding during the 2023 offseason
- ▶ Is an Eagle Scout ... Announced on National Signing Day in 2016 that he would finish his Eagle Scout service project installing park benches to restore a recreation center instead of enrolling in college early
- ▶ Learned discipline through martial arts at a young age ... Earned a black belt in karate when he was just 11 years old, becoming the youngest black belt in the history of the dojo that he attended
- ▶ Has supported the Eagles Autism Foundation through the league's *My Cause My Cleats* initiative ... The foundation helps support impactful autism research and care to improve the lives of affected individuals and families while aiming to drive scientific breakthroughs

## CAREER HIGHLIGHTS

- ▶ A three-time **Pro Bowl** selection (2022, '23, '24), two-time NFC Champion (2022, '24) and **Super Bowl LIX** Champion ... Is tied with **Brandon Brooks** (2016-21) for the most Pro Bowl nods by an Eagles guard
- ▶ Blocked for a **Super Bowl LIX**-winning OL that helped **Saquon Barkley** (2,005) become just the ninth player in NFL history to join the 2,000+ yard rushing club in 2024 ... Barkley established a league record with 2,504 rushing yards in the regular season and playoffs ... The Eagles totaled the most combined rushing yards (3,866) in NFL history

## NOTES TO KNOW

- ▶ Is one of five NFL guards with Pro Bowls each year since 2022, joining **Joel Bitonio**, **Chris Lindstrom**, **Quenton Nelson** and **Joe Thuney**

## 2025 SEASON - EAGLES



## 2024 SEASON - EAGLES

- ▶ Produced his third consecutive season with **Pro Bowl** honors
- ▶ Contributed to the Eagles' **Super Bowl LIX**-winning OL that paved the way for **Saquon Barkley**, who finished as the NFL's rushing champion with 2,005 yards ... Barkley, who became the ninth all-time member of the league's 2,000+ yard rushing club, set an NFL record with 2,504 rushing yards in the regular season and playoffs ... Philadelphia also combined for the most rushing yards (3,866) in league history
- ▶ Helped the Eagles set a team record in passer rating (103.4)



**Nickname:** Big Country ... **Hobbies:** Woodworking, hunting, fishing, working on cars, home improvement, landscaping, mowing grass and Legos ... **Bucket list:** Visit every continent ... **Guilty pleasures:** Rita's birthday cake custard ... **Memorable fan interactions:** "There was a woman at Alabama. Every single game, I mean at the team hotel, war-mups, bus ride, she was there for everything. It didn't matter if we were in Texas, Florida, Arkansas, it didn't matter." ... **Favorite movie:** *Forrest Gump* ... **Favorite meal:** Steak and sweet potato fries ... **Favorite athlete growing up:** Lawrence Taylor

#### COLLEGE HIGHLIGHTS

- ▶ Named the recipient of the Rimington Trophy (awarded to the nation's top center) and voted a unanimous first-team All-American and first-team All-SEC honoree as a fifth-year senior at Alabama in 2020
- ▶ Helped lead Alabama to an undefeated 2020 campaign, which culminated in a CFP National Championship ... Anchored an OL that blocked for the Power 5's top-ranked scoring offense (48.5 ppg) ... The Crimson Tide also ranked 1st in the country in pass efficiency rating (198.9) and 2nd in passing offense (358.2 ypg) and total offense (541.6 ypg)
- ▶ Received All-America honorable mention accolades from *Pro Football Focus* in 2019 ... Voted second-team All-SEC as a guard (Associated Press) and center (league's coaches) ... Paved the way for a unit that ranked 2nd in the nation in scoring offense (47.2 ppg), 3rd in passing offense (342.2 ypg) and 6th in total offense (510.8 ypg)
- ▶ Began his collegiate career at Florida State (2016-18)

#### TRANSACTIONS

- ▶ **2021** - Drafted by PHI in 2nd round (37th overall) ... **7/28/21** - Placed on Active/Non-Football Injury ... **8/30/21** - Activated from Active/Non-Football Injury ... **12/19/21** - Placed on Reserve/COVID-19 ... **12/24/21** - Activated from Reserve/COVID-19... **3/11/24** - Agreed to terms with PHI on 4-year contract extension



# A.J. DILLON

RUNNING BACK | 29



Height: 6-0 Weight: 247 DOB: May 2, 1998 (Age 27)  
 NFL Experience: 6th Year (1st with Eagles) Draft: D2-20 (62nd overall) by GB Acquired: FA-GB-25  
 College: Boston College Hometown (HS): Groton, MA (Lawrence Academy)

### CAREER STATISTICS

Year	Team	GP/S	RUSHING					RECEIVING					OFF SNAPS		
			Att	Yds	Avg	Lg	TD	Rec	Yds	Avg	Lg	TD	TYS	No	Pct
2020	Green Bay	11/0	46	242	5.3	30t	2	2	21	10.5	16	0	263	97	9%
2021	Green Bay	17/2	187	803	4.3	36	5	34	313	9.2	50	2	1,116	476	43%
2022	Green Bay	17/3	186	770	4.1	27	7	28	206	7.4	17	0	976	537	49%
2023	Green Bay	15/6	178	613	3.4	40	2	22	223	10.1	35	0	836	494	45%
2025	Philadelphia	6/0	12	60	5.0	11	0	2	18	9.0	11	0	78	48	8%
<b>Totals</b>		<b>66/11</b>	<b>609</b>	<b>2,488</b>	<b>4.1</b>	<b>40</b>	<b>16</b>	<b>88</b>	<b>781</b>	<b>8.9</b>	<b>50</b>	<b>2</b>	<b>3,269</b>	<b>---</b>	<b>---</b>

### PLAYOFFS

2020	Green Bay	2/0	9	44	4.9	9	0	1	13	13.0	13	0	57	25	17%
2021	Green Bay	1/0	7	25	3.6	6t	1	0	0	---	--	0	25	15	27%
<b>Totals</b>		<b>3/0</b>	<b>16</b>	<b>69</b>	<b>4.3</b>	<b>9</b>	<b>1</b>	<b>1</b>	<b>13</b>	<b>13.0</b>	<b>13</b>	<b>0</b>	<b>82</b>	<b>---</b>	<b>---</b>

### ADDITIONAL STATISTICS

Fumbles/Lost: 4/2 - 2021 (2/1), 2022 (1/0), 2025 (1/1) Special Teams Tackles: 1 - 2025 (1)

### CAREER HIGHS

Rush Attempts	21	2x, last: 11/14/21 vs. Sea.
Rushing Yards	124	12/27/20 vs. Ten.
Rushing Long	40	11/12/23 at Pit.
Rushing TDs	2	4x, last: 12/19/22 vs. LAR
Receptions	6	11/21/21 at Min.
Receiving Yards	62	11/14/21 vs. Sea.
Receiving Long	50	11/14/21 vs. Sea.
Receiving TDs	1	2x, last: 11/28/21 vs. LAR
Scrimmage Yards	129	12/27/20 vs. Ten.
Scrimmage TDs	2	4x, last: 12/19/22 vs. LAR



### BIRDSEED

- ▶ Alongside his wife, Gabrielle, founded the Dillon Family Foundation ... The organization aims to empower families and combat hunger through resources, support and opportunity ... The foundation hosted its inaugural gala in 2024 that featured over 150+ guests and raised over \$100,000 to combat hunger in Wisconsin
- ▶ His grandfather, Thom Gatewood, was the first African-American football captain in Notre Dame history ... Gatewood set program records in career receptions and single-season receptions ... He also was inducted into the College Football Hall of Fame in 2015
- ▶ Has consistently supported the military by honoring and helping veterans ... In 2024, joined other Packers teammates in signing autographs to help raise money for the Salvation Army and also participated in the Packers' Huddle for Heroes event that honored military members

### CAREER HIGHLIGHTS

- ▶ Spent first four seasons of his career in Green Bay (2020-23), carrying the ball 597 times for 2,428 yards (4.1 avg.) with 16 TDs ... Also added 763 yards on 86 receptions (8.9 avg.) with 2 TDs

### 2025 SEASON - EAGLES



### 2024 SEASON - PACKERS

- ▶ Spent the entirety of the season on Reserve/Injured

### COLLEGE HIGHLIGHTS

- ▶ Played collegiately at Boston College (2017-19), concluded his career with school records in rushing yards (4,382) and all-purpose yards (4,618) ... Finished with 14 games of 150+ rushing yards, the most of any ACC player in the 20 years prior to his arrival



2025 GAME-BY-GAME STATISTICS (PHI)

Date	Opp	GP/S	RUSHING					RECEIVING					OFF SNAPS			
			Att	Yds	Avg	Lg	TD	Rec	Yds	Avg	Lg	TD	TYS	No	Pct	
Sep 4	Dal	W	1/0	3	10	3.3	9	0	0	0	---	--	0	10	8	13%
Sep 14	at KC	W	1/0	3	19	6.3	8	0	0	0	---	--	0	19	10	17%
Sep 21	LAR	W	1/0	0	0	---	--	0	0	0	---	--	0	0	5	7%
Sep 28	at TB	W	1/0	3	17	5.7	11	0	0	0	---	--	0	17	8	14%
Oct 5	Den	L	1/0	2	12	6.0	9	0	0	0	---	--	0	12	9	15%
Oct 9	at NYG	L	1/0	1	2	2.0	2	0	2	18	9.0	11	0	20	8	14%
Oct 19	at Min	W	0/0	INACTIVE												
Oct 26	NYG	W	0/0	DID NOT PLAY												
Nov 10	at GB	W	0/0	INACTIVE												
Nov 16	Det	W	0/0	INACTIVE												
Nov 23	at Dal	L	0/0	INACTIVE												
Nov 28	Chi	L	0/0	INACTIVE												
Dec 8	at LAC															
Dec 14	LV															
Dec 20	at Was															
Dec 28	at Buf															
TBD	Was															
<b>Totals</b>			<b>6/0</b>	<b>12</b>	<b>60</b>	<b>5.0</b>	<b>11</b>	<b>0</b>	<b>2</b>	<b>18</b>	<b>9.0</b>	<b>11</b>	<b>0</b>	<b>78</b>	<b>48</b>	<b>8%</b>



- ▶ As a junior in 2019, ran for 1,685 yards on 318 carries (5.3 avg.) with 14 TDs ... Averaged 140.4 yards per game on the ground, good for 4th-most in the nation and earned him first-team All-ACC honors ... Ranked in the top-10 among NCAA active career rushing yard leaders despite playing in the fewest contests of those featured in the ranking

TRANSACTIONS

- ▶ **2020** - Drafted by GB in the 2nd round (62nd overall) ... **11/2/20** - Placed on Reserve/COVID-19 ... **12/10/20** - Activated from Reserve/COVID-19 ... **12/10/20** - Placed on Reserve/Commissioner Exempt List ... **12/12/20** - Activated from Reserve/Commissioner Exempt List ... **3/15/24** - Re-signed by GB to 1-year contract ... **8/27/24** ... Placed on Reserve/Injured (neck) ... **3/14/25** - Signed by PHI to 1-year contract



# JAHAN DOTSON

WIDE RECEIVER | 2



Height: 5-11 Weight: 184 DOB: March 22, 2000 (Age 25)  
 NFL Experience: 4th Year (2nd with Eagles) Draft: D1-22 (16th overall) by WAS Acquired: T-Was-24  
 College: Penn State Hometown (HS): Nazareth, PA (Nazareth)

SUPER BOWL CHAMPION: 2024 (LIX)

### CAREER STATISTICS

Year	Team	GP/S	RECEIVING					OFF SNAPS	
			Rec	Yds	Avg	Lg	TD	No	Pct
2022	Washington	12/10	35	523	14.9	61	7	651	55%
2023	Washington	17/16	49	518	10.6	33t	4	910	82%
2024	Philadelphia	17/6	19	216	11.4	36	0	674	58%
2025	Philadelphia	12/6	11	206	18.7	51	1	395	54%
<b>Totals</b>		<b>58/38</b>	<b>114</b>	<b>1,463</b>	<b>12.8</b>	<b>61</b>	<b>12</b>	<b>---</b>	<b>---</b>

PLAYOFFS									
Year	Team	GP/S	Rec	Yds	Avg	Lg	TD	No	Pct
2024	Philadelphia	4/2	3	53	17.7	27	1	156	58%
<b>Totals</b>		<b>4/2</b>	<b>3</b>	<b>53</b>	<b>17.7</b>	<b>27</b>	<b>1</b>	<b>---</b>	<b>---</b>

ADDITIONAL STATISTICS	
Rushing:	3-(6) - 2022 (2-(-7)), 2024 (1-13) Punt Returns: 5-48 - 2025 (5-48)

### CAREER HIGHS

Receptions	8	10/29/23 vs. Phi.
Receiving Yards	108	10/29/23 vs. Phi.
Receiving Long	61	12/18/22 vs. NYG
Receiving TDs	2	9/11/22 vs. Jax.



### BIRDSEED

- ▶ Has supported the American Cancer Society in honor of his mother, Robin, who battled myeloma cancer, through the NFL's *My Cause My Cleats* campaign ... Also works with the league's *Crucial Catch* program to help fight cancer through early detection and risk reduction
- ▶ Prepped at Nazareth (PA) High School, where he was a three-sport athlete competing in football, basketball, and track ... Earned first-team All-USA Pennsylvania Football Team honors as a senior

### CAREER HIGHLIGHTS

- ▶ A member of Philadelphia's **Super Bowl LIX**-winning team in 2024
- ▶ Originally selected by the Commanders with the 16th-overall pick in the 2022 NFL Draft ... Spent the first two seasons of his career in Washington, totaling 1,041 yards and 11 TDs on 84 receptions (12.4 avg.)

### 2025 SEASON - EAGLES



### 2024 SEASON - EAGLES

- ▶ Played in all 17 regular-season contests (six starts), recording 216 yards on 19 catches (11.4 avg.) ... Appeared in all four postseason games with two starts, logging 53 yards on 3 catches (17.7 avg.) with 1 TD

### COLLEGE HIGHLIGHTS

- ▶ Played collegiately at Penn State (2018-21), appearing in 42 career games (38 starts) and totaling 183 catches (2nd-most in school history) for 2,757 yards (4th-most in school history) and 25 TDs (2nd-most in school history) ... Became the 10th player in program history to eclipse 2,000+ career receiving yards ... Posted the 2nd-most 100+ receiving yard games (11) in program history ... Set a school record for career punt return average (17.8)
- ▶ Voted a third-team All-American by the *Associated Press* and earned first-team All-Big Ten honors after producing 1,182 yards and 12 TDs on 91 receptions in 2021 ... Hauled in 3 TDs while establishing a Penn State receiving record with 242 yards vs. Maryland (11/6/21)
- ▶ Led the team in receiving with 884 yards in 2020, earning honorable mention All-America honors from *Phil Steele* ... Set a single-season mark at Penn State with a 24.6 yards per punt return average

### TRANSACTIONS

- ▶ **2021** - Drafted by WAS in 1st round (16th overall) ... **8/22/24** - Acquired by PHI with 2025 5th-round draft pick from WAS in exchange for 2025 3rd-round draft pick and two 2025 7th-round draft picks

Nickname: Han ... Hobbies: Recently started golfing but considers video games his main hobby ... Loves *Call of Duty*, *Warzone* and *College Football 25* ... Alternate career choice: Would love to own an NFL team so he could be around football 24/7 ... If he could play another sport: Would play shortstop for the L.A. Dodgers ... Favorite athlete to watch: LeBron James ... Favorite TV show: *That '70s Show*



2025 GAME-BY-GAME STATISTICS (PHI)

Date	Opp	GP/S	Rec	Yds	Avg	Lg	TD	Snaps	Pct
Sep 4	Dal W	1/1	3	59	19.7	51	0	29	46%
Sep 14	at KC W	1/0	1	4	4.0	4	0	22	37%
Sep 21	LAR W	1/0	1	7	7.0	7	0	52	78%
Sep 28	at TB W	1/1	0	0	---	--	0	31	54%
Oct 5	Den L	1/1	1	24	24.0	24	0	44	72%
Oct 9	at NYG L	1/1	1	17	17.0	17	0	55	96%
Oct 19	at Min W	1/0	0	0	---	--	0	24	48%
Oct 26	NYG W	1/1	1	40	40.0	40t	1	42	71%
Nov 10	at GB W	1/1	0	0	---	--	0	19	30%
Nov 16	Det W	1/0	2	43	21.5	34	0	23	32%
Nov 23	at Dal L	1/0	0	0	---	--	0	34	54%
Nov 28	Chi L	1/1	1	12	12.0	12	0	32	59%
Dec 8	at LAC								
Dec 14	LV								
Dec 20	at Was								
Dec 28	at Buf								
TBD	Was								
<b>Totals</b>		<b>12/6</b>	<b>11</b>	<b>206</b>	<b>18.7</b>	<b>51</b>	<b>1</b>	<b>395</b>	<b>54%</b>





# JAKE ELLIOTT

KICKER | 4



Height: 5-9 Weight: 167 DOB: Jan. 21, 1995 (Age 30)  
 NFL Experience: 9th Year (9th with Eagles) Draft: D5a-17 (153rd overall) by CIN Acquired: PS-Cin-17  
 College: Memphis Hometown (HS): La Grange, IL (Lyons Township)

SUPER BOWL CHAMPION: 2017 (LII), 2024 (LIX) ALL-PRO: 2023 PRO BOWL: 2022

### CAREER STATISTICS

Year	Team	GP	FG-FGA	Pct	0-19	20-29	30-39	40-49	50+	Lg	XP-XPA	Pct	Pts	KO	TB
2017	Philadelphia	15	26-31	83.9	0-0	5-5	4-7	12-13	5-6	61	39-42	92.9	117	83	42
2018	Philadelphia	16	26-31	83.9	0-0	7-7	10-11	7-8	2-5	56	33-35	94.3	111	81	57
2019	Philadelphia	16	22-26	84.6	0-0	7-7	8-8	5-7	2-4	53	35-37	94.6	101	79	52
2020	Philadelphia	16	14-19	73.7	0-0	1-3	6-6	5-5	2-5	54	24-26	92.3	66	70	46
2021	Philadelphia	17	30-33	90.9	0-0	7-7	10-10	10-13	3-3	58	44-44	100.0	134	94	61
2022	Philadelphia	16	20-23	87.0	0-0	6-6	8-9	1-2	5-6	56	51-53	96.2	111	91	63
2023	Philadelphia	17	30-32	93.8	0-0	9-9	7-8	7-7	7-8	61	45-46	97.8	135	90	73
2024	Philadelphia	17	28-36	77.8	0-0	9-9	10-11	8-9	1-7	50	47-48	97.9	131	11	9
2025	Philadelphia	12	12-16	75.0	0-0	1-1	4-4	4-5	3-6	58	30-31	96.8	66	55	8
<b>Totals</b>		<b>142</b>	<b>208-247</b>	<b>84.2%</b>	<b>0-0</b>	<b>52-54</b>	<b>67-74</b>	<b>59-69</b>	<b>30-50</b>	<b>61</b>	<b>348-362</b>	<b>96.1</b>	<b>972</b>	<b>654</b>	<b>411</b>

### PLAYOFFS

2017	Philadelphia	3	7-7	100.0	0-0	2-2	2-2	2-2	1-1	53	7-9	77.8	28	19	13
2018	Philadelphia	2	1-1	100.0	0-0	0-0	0-0	1-1	0-0	43	3-3	100.0	6	7	2
2019	Philadelphia	1	3-3	100.0	0-0	1-1	1-1	1-1	0-0	46	0-0	---	9	4	1
2021	Philadelphia	1	0-0	---	0-0	0-0	0-0	0-0	0-0	--	1-1	100.0	1	2	1
2022	Philadelphia	3	4-4	100.0	0-0	0-0	4-4	0-0	0-0	35	12-12	100.0	24	19	11
2023	Philadelphia	1	1-1	100.0	0-0	0-0	0-0	1-1	0-0	47	0-0	---	3	3	3
2024	Philadelphia	4	10-11	90.9	0-0	2-2	4-4	3-3	1-2	50	13-16	81.3	43	32	18
<b>Totals</b>		<b>15</b>	<b>26-27</b>	<b>96.3</b>	<b>0-0</b>	<b>5-5</b>	<b>11-11</b>	<b>8-8</b>	<b>2-3</b>	<b>53</b>	<b>36-41</b>	<b>87.8</b>	<b>114</b>	<b>86</b>	<b>49</b>

### ADDITIONAL STATISTICS

Successful Onside Kicks: 1 - 2017 (1) Punting: 3-112 - 2020 (2-77), 2022 - (1-35) Pass Attempts: 1 - 2019 (1) Special Teams Tackles: 1 - 2025 (1)

### CAREER HIGHS

Points	16	3x, last: 2/9/25 vs. KC (SB)
FGs	5	1/8/23 vs. NYG
FG Attempts	5	1/8/23 vs. NYG
Longest FG	61	2x, last: 9/14/23 vs. Min.
Longest Attempt	61	2x, last: 9/14/23 vs. Min.
PATs	6	2x, last: 12/11/22 at NYG



### BIRDSEED

- ▶ Has supported Street Tails Animal Rescue (STAR) through the NFL's My Cause My Cleats initiative ... The organization, where Elliott adopted his dog, Willy, is dedicated to helping the homeless, unwanted and abandoned dogs in the Philadelphia area find their forever homes ... Also represented Everytown for Gun Safety, which builds awareness and teaches people about the issues of gun violence in America
- ▶ Is a very skilled golfer who qualified for The Philadelphia Open Championship during the summer of 2022 ... The local pro-am tournament is held annually at the Philadelphia Cricket Club-Wissahickon
- ▶ Originally joined the football team at Lyons Township (IL) High School when the head coach pulled him aside after winning a student kicking competition at the school's pep rally

### CAREER HIGHLIGHTS

- ▶ In 2024, produced 16 points in the 40-22 Super Bowl LIX victory vs. Kansas City (2/9/25), eclipsing Don Chandler's 57-year record (15 in 1968) and tying the record for most FGs in a Super Bowl (4) ... Established an Eagles' record for most kicking points in a postseason (43)
- ▶ Voted second-team All-Pro by the Associated Press in 2023, when he established a single-season franchise record in FG percentage (93.8%)



2025 GAME-BY-GAME STATISTICS (PHI)

Date	Opp	FG-FGA	Pct	0-19	20-29	30-39	40-49	50+	Lg	XP-XPA	Pct	Pts	Kick by Kick	
Sep 4	Dal	W	1-1	100.0	0-0	0-0	0-0	0-0	1-1	58	3-3	100.0	6 (58)	
Sep 14	at KC	W	2-2	100.0	0-0	0-0	0-0	0-0	2-2	58	2-2	100.0	8 (58) (51)	
Sep 21	LAR	W	0-0	---	0-0	0-0	0-0	0-0	--	3-3	-	3	--	
Sep 28	at TB	W	1-1	100.0	0-0	0-0	1-1	0-0	0-0	39	4-4	100.0	7 (39)	
Oct 5	Den	L	1-1	100.0	0-0	0-0	1-1	0-0	0-0	31	2-2	100.0	5 (31)	
Oct 9	at NYG	L	1-1	100.0	0-0	0-0	0-0	1-1	0-0	42	2-2	100.0	5 (42)	
Oct 19	at Min	W	0-1	0.0	0-0	0-0	0-0	0-1	0-0	--	4-4	100.0	4 42WR	
Oct 26	NYG	W	1-2	50.0	0-0	0-0	0-0	1-1	0-1	40	5-5	100.0	8 58RU (40)	
Nov 10	at GB	W	1-1	100.0	0-0	0-0	1-1	0-0	0-0	39	1-1	100.0	4 (39)	
Nov 16	Det	W	3-3	100.0	0-0	1-1	1-1	1-1	0-0	49	1-1	100.0	10 (27) (34) (49)	
Nov 23	at Dal	L	0-1	0.0	0-0	0-0	0-0	0-0	0-1	--	3-3	100.0	3 56WR	
Nov 28	Chi	L	1-2	50.0	0-0	0-0	0-0	1-1	0-1	44	0-1	0.0	3 (44) 52WL	
Dec 8	at LAC													
Dec 14	LV													
Dec 20	at Was													
Dec 28	at Buf													
TBD	Was													
<b>Totals</b>			<b>12-16</b>	<b>75.0</b>	<b>0-0</b>	<b>1-1</b>	<b>4-4</b>	<b>3-4</b>	<b>3-5</b>	<b>58</b>	<b>30-31</b>	<b>96.1</b>	<b>66</b>	<b>---</b>

LONGEST FIELD GOALS

Date	Opponent	Yds
9/14/23	vs. Minnesota Vikings (W, 34-28)	61
9/24/17	vs. New York Giants (W, 27-24)	61
11/26/23	vs. Buffalo Bills (W, 37-34)	59
9/14/25	at Kansas City Chiefs (W, 20-17)	58
9/4/25	vs. Dallas Cowboys (W, 24-20)	58
10/10/21	at Carolina Panthers (W, 21-18)	58
9/10/23	at New England Patriots (W, 25-20)	56
1/1/23	vs. New Orleans Saints (L, 10-20)	56
11/11/18	vs. Dallas Cowboys (L, 20-27)	56
10/1/23	vs. Washington Commanders (W, 34-31)	54
1/8/23	vs. New York Giants (W, 22-16)	54



**Hobbies:** Golf ... **First job:** Tennis instructor ... **If he could play another sport:** Shortstop, Chicago Cubs ... **Player he models his game after:** Stephen Gostkowski ... **Favorite meal:** Deep dish pizza ... **Favorite quote:** "Success isn't owned. It's rented, and rent is due every day."

... Also set a career high with 135 kicking points (5th in team history)

- ▶ A member of the Eagles' Super Bowl LVII roster in 2022
- ▶ Named to his first career **Pro Bowl** appearance following the 2021 season after producing a then-team-record 90.9% FG percentage
- ▶ Recorded the longest FGs (43 and 46 yards) by a rookie in Super Bowl history during the 41-33 win over New England in **Super Bowl LII**
- ▶ Connected on the longest postseason FG (53 yards) in Eagles history during the 2017 NFC Divisional Playoff victory vs. Atlanta (1/13/18)
- ▶ Kicked a game-winning, 61-yard FG (franchise record and NFL rookie record) as time expired in the 27-24 win vs. N.Y. Giants on 9/24/17 ... Matched his Eagles record with another 61-yard FG as time expired in the first half of the 34-28 victory vs. Minnesota on 9/14/23

NOTES TO KNOW

- ▶ His 972 career points are the 2nd-most in team history, behind only **David Akers** (1,323, 1999-2010) ... Is the fastest player in Eagles history to reach 500 points (77 games)
- ▶ Owns the 2nd-most career FGs (208) in franchise history, trailing only **David Akers** (294, 1999-2010) ... Has recorded the most 50+ yard FGs (32) ever recorded by an Eagle (including playoffs)

2025 SEASON - EAGLES





#### 2024 SEASON - EAGLES

- ▶ Kicked during the team's **Super Bowl LIX**-winning campaign ... Produced 131 points and 28 made field goals, marking the second consecutive year that he eclipsed the 130+ point mark
- ▶ Totaled 16 points during the Eagles' 40-22 **Super Bowl LIX** victory over Kansas City (2/9/25), breaking **Don Chandler's** record set in 1968 (15) for most points scored by a kicker during a Super Bowl ... Tied a record for most made FGs in a Super Bowl (4) ... Set a club record with 43 postseason kicking points during the team's playoff run

#### COLLEGE HIGHLIGHTS

- ▶ A four-time Lou Groza Award semifinalist (top collegiate placekicker), including a finalist in 2015 ... Totaled a school-best 445 career points, topping **Stephen Gostkowski** (369) and **DeAngelo Williams** (362)
- ▶ During his four seasons at Memphis, ranked 2nd among NCAA kickers in points (445), behind **Zane Gonzalez** (492) ... Holds the school record for longest FG (56 yards) and kicked 4 of the 5 longest FGs in program history from 56, 54, 53 and 53 yards

#### TRANSACTIONS

- ▶ **2017** - Drafted by CIN in 5th round (153rd overall) ... **9/2/17** - Waived by CIN ... **9/3/17** - Signed by CIN to practice squad ... **9/12/17** - Signed by PHI from CIN practice squad ... **2/22/19** - Signed by PHI to 1-year contract ... **11/27/19** - Signed by PHI to 5-year contract extension ... **3/13/24** - Agreed to terms with PHI on 4-year contract extension



# MARCUS EPPS (IR)

## SAFETY | 39



Height: 6-0 Weight: 191 DOB: Jan. 27, 1996 (Age 29)  
 NFL Experience: 7th Year (5th with Eagles) Draft: D6b-19 (191st overall) by MIN Acquired: FA-25  
 College: Wyoming Hometown (HS): Huntington Beach, CA (Edison)

### CAREER STATISTICS

Year	Team	GP/S	TACKLES				PASS RUSH			INTERCEPTIONS					FUMBLES		DEF SNAPS	
			Total	Solo	Asst	TFL	Sacks	QBH	QBP	Int	Yds	Lg	TD	PD	FF	FR	No	Pct
2019	Minnesota	8/0	1	1	0	0	0.0	0	0	0	0	--	0	0	0	0	12	2%
	Philadelphia	7/0	5	4	1	0	0.0	0	0	0	0	--	0	0	0	0	99	10%
	<b>Totals</b>	<b>15/0</b>	<b>6</b>	<b>5</b>	<b>1</b>	<b>0</b>	<b>0.0</b>	<b>0</b>	<b>0</b>	<b>0</b>	<b>0</b>	<b>--</b>	<b>0</b>	<b>0</b>	<b>0</b>	<b>0</b>	<b>---</b>	<b>---</b>
2020	Philadelphia	14/5	38	30	8	0	0.0	0	0	2	0	0	0	4	0	0	363	33%
2021	Philadelphia	16/3	56	36	20	0	0.0	0	0	1	0	0	0	5	0	0	506	45%
2022	Philadelphia	17/17	92	68	24	4	0.0	0	0	0	0	--	0	6	1	0	1,096	99%
2023	Las Vegas	17/17	66	41	25	4	0.0	0	0	0	0	--	0	3	1	1	1,031	91%
2024	Las Vegas	3/3	19	16	3	2	0.0	0	0	0	0	--	0	0	0	0	176	16%
2025	Philadelphia	8/0	4	4	0	0	0.0	0	0	0	0	--	0	0	0	0	15	3%
	<b>Totals</b>	<b>90/45</b>	<b>281</b>	<b>200</b>	<b>81</b>	<b>10</b>	<b>0.0</b>	<b>0</b>	<b>0</b>	<b>3</b>	<b>0</b>	<b>0</b>	<b>0</b>	<b>18</b>	<b>2</b>	<b>1</b>	<b>---</b>	<b>---</b>

### PLAYOFFS

2019	Philadelphia	1/0	3	2	1	0	0.0	0	0	0	0	--	0	0	0	0	13	20%
2021	Philadelphia	1/0	3	1	2	0	0.0	0	0	0	0	--	0	0	0	0	32	44%
2022	Philadelphia	3/3	13	9	4	0	0.0	0	0	0	0	--	0	0	0	0	145	95%
	<b>Totals</b>	<b>5/3</b>	<b>19</b>	<b>12</b>	<b>7</b>	<b>0</b>	<b>0.0</b>	<b>0</b>	<b>0</b>	<b>0</b>	<b>0</b>	<b>--</b>	<b>0</b>	<b>0</b>	<b>0</b>	<b>0</b>	<b>---</b>	<b>---</b>

### ADDITIONAL STATISTICS

Special Teams Tackles: 19 - 2020 (9), 2021 (6), 2022 (2), 2025 (2) Postseason Special Teams Tackles: 1 - 2021 (1)

### CAREER HIGHS

Tackles	11	10/24/21 at LV
Sacks	--	---
INTs	1	3x, last: 12/5/21 at NYJ
PDs	2	2x, last: 1/8/23 vs. NYG
FFs	1	2x, last: 12/14/23 vs. LAC
FRs	1	11/19/23 at Mia.



### BIRDSEED

- ▶ Embarked on his first business venture by opening a gym – EBS Performance and Fitness – with his longtime trainer, Karif Byrd, in Costa Mesa, CA, in 2021 ... Has trained with Byrd, who he affectionately refers to as his ‘uncle,’ for over 10 years and credits him as being one of the reasons why he was able to walk on at Wyoming ... The facility includes 5,000 square feet of gym space and a turf field and offers sports performance, personal training, and group fitness programs
- ▶ Previously supported Minding Your Mind through the NFL’s My Cause My Cleats initiative ... The organization is dedicated to ending stigmas and destructive behaviors associated with mental health challenges by using the power of storytelling to inspire and educate

### CAREER HIGHLIGHTS

- ▶ An 7-year veteran who has seen stints with Minnesota (2019), Philadelphia (2019-22) and Las Vegas (2023-24) ... Has appeared in 82 contests (45 starts), recording 277 tackles (196 solo), 15 PDs, 10 TFLs and 3 INTs
- ▶ Started all 17 games, leading the team in defensive snaps played (1,096) and totaling career high numbers in tackles (92) and PDs (6) when the Eagles made an appearance in Super Bowl LVII

### 2025 SEASON - EAGLES

- ▶



2025 GAME-BY-GAME STATISTICS (PHI)

Date	Opp	GP/S	Tot	Solo	Sk	Int	PD	FF	FR	Snaps	Pct
Sep 4	Dal	W	1/0	0	0	0.0	0	0	0	0	0%
Sep 14	at KC	W	1/0	0	0	0.0	0	0	0	0	0%
Sep 21	LAR	W	1/0	0	0	0.0	0	0	0	0	0%
Sep 28	at TB	W	1/0	0	0	0.0	0	0	0	1	1%
Oct 5	Den	L	1/0	0	0	0.0	0	0	0	0	0%
Oct 9	at NYG	L	1/0	2	2	0.0	0	0	0	7	10%
Oct 19	at Min	W	1/0	0	0	0.0	0	0	0	0	0%
Oct 26	NYG	W	1/0	2	2	0.0	0	0	0	7	13%
Nov 10	at GB	W	---	RESERVE/INJURED							
Nov 16	Det	W	---	RESERVE/INJURED							
Nov 23	at Dal	L	---	RESERVE/INJURED							
Nov 28	Chi	L	---	RESERVE/INJURED							
Dec 8	at LAC										
Dec 14	LV										
Dec 20	at Was										
Dec 28	at Buf										
TBD	Was										
<b>Totals</b>			<b>8/0</b>	<b>4</b>	<b>4</b>	<b>0.0</b>	<b>0</b>	<b>0</b>	<b>0</b>	<b>15</b>	<b>3%</b>

**First job:** "Helping my grandma around the office. She was a lawyer."  
**... Bucket list:** Traveling around Europe ... **Biggest pet peeve:** When people chew with their mouth open ... **Favorite meal:** Mexican food, burrito ... **Favorite music/artists:** "Rap, hip-hop, Nipsey Hussle, Kendrick Lamar – West Coast guys." ... **Favorite athletes growing up:** Troy Polamalu and LeBron James ... **Moment left starstruck:** "Any time I saw a pro athlete when I was younger."



2024 SEASON - RAIDERS

- ▶ Played in three contests with Las Vegas before spending the remainder of the season on Reserve/Injured

COLLEGE HIGHLIGHTS

- ▶ Started 50 career games at Wyoming after originally joining the team as a walk-on ... Voted a captain during the 2016-18 seasons and was a named a finalist for the 2018 Burlsworth Trophy, given to the nation's top walk-on ... Finished with 325 tackles, 31 PDs and 9 INTs

TRANSACTIONS

- ▶ **2019** - Drafted by MIN in 6th round (191st overall) ... **11/6/19** - Waived by MIN ... **11/7/19** - Claimed off waivers by PHI ... **11/5/20** - Placed on Reserve/COVID-19 ... **11/18/20** - Activated from Reserve/COVID-19 ... **1/3/22** - Placed on Reserve/COVID-19 ... **1/10/22** - Activated from Reserve/COVID-19 ... **3/16/23** - Signed by LV to 2-year contract ... **9/24/24** - Placed on Reserve/Injured (Torn ACL) ... **3/14/25** - Signed by NE to 1-year contract ... **8/26/25** - Released by NE ... **8/28/25** - Signed by PHI to practice squad ... **9/4/25** - Elevated by PHI from practice squad for Week 1 vs. Dallas ... **9/13/25** - Elevated by PHI from practice squad for Week 2 vs. Kansas City ... **9/20/25** - Elevated by PHI from practice squad for Week 3 vs. Los Angeles ... **9/24/25** - Signed by PHI to active roster from practice squad ... **11/1/25** - Placed on Reserve/Injured



# LUKE FELIX-FUALALO (PS-IR)

## TACKLE | 72



*(pronounced FOO-ah-lah-low)*

Height: 6-7 Weight: 318 DOB: Feb. 2nd, 2002 (Age 23)  
 NFL Experience: Rookie (1st with Eagles) Draft: UDFA-25 by SEA Acquired: FA-25  
 College: Hawaii Hometown (HS): Brisbane, QLD (Mater Dei - Los Angeles, CA)

### CAREER STATISTICS

Year	Team	GP/S	STARTS		OFF SNAPS	
			LT	RT	No	Pct
2025	Philadelphia	0/0	0	0	0	0%
<b>Totals</b>		<b>0/0</b>	<b>0</b>	<b>0</b>	<b>---</b>	<b>---</b>



### BIRDSEED

- ▶ Was labeled as college football’s “most interesting man” by ESPN in August of 2024
- ▶ Played rugby in Australia and didn’t play football until his junior year of high school at Mater Dei ... Ranked a three star recruit by Rivals and 247sports ... Was a part of the team who ended IMG Academy’s (Fla.) 41-game winning streak
- ▶ His mother, Denise Felix, was a professional netball player while his father played rugby for Tonga in Australia
- ▶ Named “Luke” based off of Luke Skywalker from Star Wars
- ▶ Earned a degree in psychology, and continued to study philosophy afterwards ... Spent time in between football and his schooling learning about the works of the Japanese masters

### 2025 SEASON - EAGLES



### COLLEGE HIGHLIGHTS

- ▶ Played collegiately at Utah (2019-21) and Hawai’i (2022-24) ... Appeared in 45 total contests ... During his senior year at Hawai’i, ranked 27th out of 601 offensive tackles with a pass blocking grade of 85.2 from *Pro Football Focus* ... Named to the preseason watchlist for the Polynesian College Football Player of the Year Award in 2024

### TRANSACTIONS

- ▶ **2025** - Signed by Sea. as UDFA ... **6/16/25** - Waived by SEA ... **8/28/25** - Signed by PHI to practice squad ... **11/26/25** - Placed on Reserve/Injured



# XAVIER GIPSON

WIDE RECEIVER | 87



Height: 5-9 Weight: 189 DOB: March 8, 2001 (Age 24)  
 NFL Experience: 3rd Year (1st with Eagles) Draft: UDFA-23 by NYJ Acquired: W-NYG-25  
 College: Stephen F. Austin Hometown (HS): Dallas, TX (Woodrow Wilson)

### CAREER STATISTICS

Year	Team	GP/S	RECEIVING					OFF SNAPS	
			Rec	Yds	Avg	Lg	TD	No	Pct
2023	N.Y. Jets	17/3	21	229	10.9	36	0	496	45%
2024	N.Y. Jets	17/0	6	39	6.5	17	1	182	17%
2025	N.Y. Jets	1/0	0	0	---	--	0	0	0%
	N.Y. Giants	0/0	0	0	---	--	0	0	0%
	Philadelphia	5/0	2	6	3.0	3	0	9	1%
	<i>Totals</i>	<i>6/0</i>	<i>2</i>	<i>6</i>	<i>3.0</i>	<i>3</i>	<i>0</i>	<i>---</i>	<i>---</i>
<b>Totals</b>		<b>40/3</b>	<b>29</b>	<b>274</b>	<b>9.4</b>	<b>36</b>	<b>1</b>	<b>---</b>	<b>---</b>

### ADDITIONAL STATISTICS

<b>Kickoff Returns:</b> 51-1,319 - 2023 (22-511), 2024 (17-489), 2025 (12-319)
<b>Punt Returns:</b> 74-671-1 - 2023 (33-319-1), 2024 (33-266), 2025 (8-86)
<b>Fumbles/Lost:</b> 11-5 - 2023 (5/2), 2024 (4/1), 2025 (2/2)
<b>Rushing:</b> 9-73 - 2023 (8-68), 2024 (1-5)

### CAREER HIGHS

<b>Receptions</b>	5	12/03/23 vs. Atl.
<b>Receiving Yards</b>	77	12/03/23 vs. Atl.
<b>Receiving Long</b>	36	12/03/23 vs. Atl.
<b>Receiving TDs</b>	1	10/27/24 at NE



### BIRDSEED

- ▶ Attended Woodrow Wilson (TX) High School and was a four-year letter winner and starter ... Played primarily CB and appeared on special teams ... Set team-highs in receiving yardage (934), catches (52) and touchdown receptions (7) as a freshman
- ▶ Got recruited to run track at Stephen F. Austin after lettering in track in High School, from running the 4x100 and 4x200 relays

### CAREER HIGHLIGHTS

- ▶ Originally signed by New York as an undrafted free agent in 2023 ... Spent the first two seasons of his career with the Jets (2023-25), totaling 73 yards, and 1 TD while also returning kickoffs and punts ... Totaled 1,142 kick return yards on 44 returns (26.0 avg.) with 1 TD ... Returned 68 punts for 604 yards (8.9 avg.) with 1 TD

### 2025 SEASON - EAGLES

- ▶

### 2024 SEASON - JETS

- ▶ Played in all 17 regular season contests, recording 39 yards on 6 catches (6.5 avg.) with 1 TD ... Spent time on special teams, returning 33 punts for 266 yards (8.1 avg.) and 17 kickoffs for 489 yards (28.8 avg.)

### COLLEGE HIGHLIGHTS

- ▶ Played collegiately at Stephen F. Austin (2019-22), where he appeared in 44 games (32 starts) and totaling 243 catches for 4305 yards with 37 receiving TDs and 4 punt return TDs
- ▶ As a sophomore in 2021, led the team with 74 receptions (50 more than the next highest receiver), 1367 receiving yards (near 1000 more yards than the next highest receiver), and 14 receiving TDs (11 more than next highest) ... Had the highest receiving average of 124.3 receiving yards per game ... In 2019, was named a first team HERO Sports Freshman All-American after leading the team in receiving yards (934), receptions (52) and TD catches (7)

### TRANSACTIONS

- ▶ **2023** - Signed by NYJ as UDFA ... **9/10/25** - Waived by NYJ ... **9/11/25** - Claimed by NYG off waivers ... **9/20/25** - Waived by NYG ... **9/22/25** - Claimed by PHI off waivers



2025 GAME-BY-GAME STATISTICS (NYJ, NYG, PHI)											
Date	Opp		GP/S	Rec	Yds	Avg	Lg	TD	Snaps	Pct	
Sep 7	Pit	L	1/0	0	0	---	--	0	---	---	
WAIVED BY NYJ (9/10/25); CLAIMED OFF WAIVERS BY NYG (9/11/25)											
WAIVED BY NYG (9/20/25); CLAIMED OFF WAIVERS BY PHI (9/22/25)											
Sep 28	at TB	W	0/0	INACTIVE							
Oct 5	Den	L	0/0	INACTIVE							
Oct 9	at NYG	L	0/0	INACTIVE							
Oct 19	at Min	W	1/0	0	0	---	--	0	0	0%	
Oct 26	NYG	W	1/0	1	3	3.0	3	0	5	8%	
Nov 10	at GB	W	1/0	0	0	---	--	0	1	2%	
Nov 16	Det	W	1/0	0	0	---	--	0	0	0%	
Nov 23	at Dal	L	1/0	1	3	3.0	3	0	3	5%	
Nov 28	Chi	L	0/0	INACTIVE							
Dec 8	at LAC										
Dec 14	LV										
Dec 20	at Was										
Dec 28	at Buf										
TBD	Was										
<b>Totals</b>				<b>6/0</b>	<b>2</b>	<b>6</b>	<b>3.0</b>	<b>3</b>	<b>0</b>	<b>---</b>	<b>---</b>





# DALLAS GOEDERT

TIGHT END | 88

(pronounced GOD-ert)

Height: 6-5 Weight: 256 DOB: Jan. 3, 1995 (Age 30)

NFL Experience: 8th Year (8th with Eagles) Draft: D2-18 (49th overall) by PHI

College: South Dakota State Hometown (HS): Britton, SD (Britton-Hecla)



SUPER BOWL CHAMPION: 2024 (LIX)

## CAREER STATISTICS

Year	Team	GP/S	RECEIVING					OFF SNAPS	
			Rec	Yds	Avg	Lg	TD	No	Pct
2018	Philadelphia	16/8	33	334	10.1	32t	4	525	48%
2019	Philadelphia	15/9	58	607	10.5	28t	5	781	66%
2020	Philadelphia	11/9	46	524	11.4	41	3	602	53%
2021	Philadelphia	15/14	56	830	14.8	45	4	781	70%
2022	Philadelphia	12/12	55	702	12.8	31	3	735	62%
2023	Philadelphia	14/14	59	592	10.0	49	3	809	71%
2024	Philadelphia	10/10	42	496	11.8	61	2	446	39%
2025	Philadelphia	11/11	40	403	10.0	36	7	566	78%
<b>Totals</b>		<b>104/87</b>	<b>389</b>	<b>4,488</b>	<b>11.5</b>	<b>61</b>	<b>31</b>	<b>---</b>	<b>---</b>

## PLAYOFFS

2018	Philadelphia	2/0	2	20	10.0	10t	1	50	42%
2019	Philadelphia	1/1	7	73	10.4	17	0	67	97%
2021	Philadelphia	1/1	6	92	15.3	28	0	59	89%
2022	Philadelphia	3/3	16	141	8.8	23	1	203	93%
2023	Philadelphia	1/1	4	21	5.3	10	1	48	81%
2024	Philadelphia	4/4	17	215	12.6	31	1	235	88%
<b>Totals</b>		<b>12/10</b>	<b>52</b>	<b>562</b>	<b>10.8</b>	<b>31</b>	<b>4</b>	<b>---</b>	<b>---</b>

## ADDITIONAL STATISTICS

<b>Fumbles/Lost:</b> 6/3 - 2019 (2/2), 2021 (1/0), 2022 (1/1), 2024 (2/0)
<b>Rushing:</b> 1-1 - 2023 (1-1) <b>Postseason Rushing:</b> 2-13 - 2024 (2-13)
<b>Kickoff Returns:</b> 1-16 - 2019 (1-16) <b>Special Teams Tackles:</b> 5 - 2018 (3), 2019 (2)
<b>Postseason Special Teams Tackles:</b> 1 - 2018 (1)

## CAREER HIGHS

<b>Receptions</b>	10	9/22/24 at NO
<b>Receiving Yards</b>	170	9/22/24 at NO
<b>Receiving Long</b>	61	9/22/24 at NO
<b>Receiving TDs</b>	2	3x, last: 10/26/25 vs NYG



## BIRDSEED

- ▶ Is a skilled unicyclist who used to ride in parades throughout neighborhoods around Britton, SD ... Considers learning how to ride a six-foot unicycle at 12 years old as the greatest feat of his unicycling career
- ▶ Played nine-man football lining up as a WR, RB, and LB at Britton-Hecla (SD) High School due to the small population in his hometown
- ▶ Represented Feeding America's BackPack Program through the NFL's *My Cause My Cleats* initiative in 2024 ... The backpack program offers families free groceries for weekends and school breaks that include healthy, easy-to-prepare food for kid-friendly meals ... Has also supported the Wawa Foundation through MCMC, championing life-saving research and care for people in need, leading hunger relief efforts, and supporting the heroes making a difference in the community

## CAREER HIGHLIGHTS

- ▶ Is the Eagles' all-time leader in postseason receptions (52)
- ▶ Paced the team in catches (17) and receiving yards (215) during Philadelphia's **Super Bowl LIX**-winning playoff run ... Finished with the most receiving yards by a TE in a single postseason in franchise history
- ▶ Also led the Eagles with 16 receptions for 141 yards and 1 TD during the 2022 playoffs, earning a Super Bowl LVII berth ... Has been a part of six playoff teams during his first seven NFL seasons

## NOTES TO KNOW

- ▶ Ranks 3rd among NFL TEs in YAC per reception (6.0) dating back to 2021, behind **Jonnu Smith** (6.5) and **George Kittle** (6.4) in that category (min. 200 catches)
- ▶ Has registered the 4th-most receptions (389), 4th-most receiving yards (4,488) and ties **Brent Celek** for the 3rd-most receiving TDs (31) by a TE in franchise history

## 2025 SEASON - EAGLES

- ▶ Finished with 28 yards and a career-high-tying 2 receiving TDs (second time this season) on 3 receptions (9.3 avg.) in the win vs. N.Y. Giants (10/26/25) ... Joined **Travis Kelce** (2022) and **Rob Gronkowski** (2015) as the only NFL TEs to record 7+ receiving TDs in their first seven games played in a season
- ▶ Posted 4 receptions for 37 yards (9.3 avg.) and tied his career-high with 2 receiving TDs in the 31-25 win at Tampa Bay (9/28/25)

## 2024 SEASON - EAGLES

- ▶ Led the offense in receptions (17) and receiving yards (215) with 1 TD during Philadelphia's **Super Bowl LIX**-winning playoff run ... Marked the most receiving yards ever by an Eagles TE in a single postseason
- ▶ Hauled in 42 passes for 496 yards and 2 TDs in 10 games during the regular season ... Tallied the 6th-most receiving yards per game (49.6) among NFL TEs, trailing only **George Kittle** (73.7), **Trey McBride** (71.6), **Brock Bowers** (70.2), **Jonnu Smith** (52.0) and **Travis Kelce** (51.4)
- ▶ Posted career highs in catches (10) and receiving yards (170) in the 15-12 win at New Orleans (9/22/24) ... Marked the most yards by an Eagles TE since **Pete Retzlaff** on 11/14/65 vs. Washington (204) ... His



2025 GAME-BY-GAME STATISTICS (PHI)

Date	Opp	GP/S	Rec	Yds	Avg	Lg	TD	Snaps	Pct	
Sep 4	Dal	W	1/1	7	44	6.3	9	0	52	83%
Sep 14	at KC	W	0/0	INACTIVE						
Sep 21	LAR	W	1/1	1	33	33.0	33t	1	61	91%
Sep 28	at TB	W	1/1	4	37	9.3	22	2	43	75%
Oct 5	Den	L	1/1	3	19	6.3	11	1	48	79%
Oct 9	at NYG	L	1/1	9	110	12.2	36	1	51	90%
Oct 19	at Min	W	1/1	3	18	6.0	11	0	49	98%
Oct 26	NYG	W	1/1	3	28	9.3	17	2	37	62%
Nov 10	at GB	W	1/1	4	43	10.8	22	0	54	85%
Nov 16	Det	W	1/1	2	24	12.0	17	0	65	90%
Nov 23	at Dal	L	1/1	2	20	10.0	13	0	58	92%
Nov 28	Chi	L	1/1	2	27	13.5	22	0	48	89%
Dec 8	at LAC									
Dec 14	LV									
Dec 20	at Was									
Dec 28	at Buf									
TBD	Was									
<b>Totals</b>			<b>11/11</b>	<b>40</b>	<b>403</b>	<b>10.1</b>	<b>36</b>	<b>7</b>	<b>566</b>	<b>78%</b>



61-yard gain in the fourth quarter set up the game-winning TD

COLLEGE HIGHLIGHTS

- ▶ A two-time first-team FCS All-America selection (2016-17) and two-time FCS Walter Payton Award finalist (2016-17) at South Dakota State, where he finished with the 3rd-most catches (198), 4th-most receiving yards (2,988) and 5th-most receiving TDs (21) in school history
- ▶ Over his last two years with the Jackrabbits, led all FCS TEs in catches (164) and receiving yards (2,404) while ranking 2nd in TDs (18)
- ▶ As a senior in 2017, earned first-team All-MVFC honors after leading nationally-ranked South Dakota State with 72 receptions and 1,111 receiving yards ... Ranked 2nd on the team with 7 TDs
- ▶ Received all-conference honors as a junior in 2016 after setting a single-season school record with 92 catches ... His 1,293 receiving yards were the 5th-most in Jackrabbits history (most by a TE)

TRANSACTIONS

- ▶ **2018** - Drafted by PHI in 2nd round (49th overall) ... **9/29/20** - Placed on Reserve/Injured (ankle) ... **10/31/20** - Activated from Reserve/Injured (ankle) ... **10/12/21** - Placed on Reserve/COVID-19 ... **10/21/21** - Activated from Reserve/COVID-19 ... **11/19/21** - Signed by PHI to 4-year contract extension ... **1/3/22** - Placed on Reserve/COVID-19 ... **1/10/22** - Activated from Reserve/COVID-19 ... **11/16/22** - Placed on Reserve/Injured (shoulder) ... **12/20/22** - Activated from Reserve/Injured (shoulder) ... **12/7/24** - Placed on Reserve/Injured (knee) ... **1/4/25** - Activated from Reserve/Injured (knee)

MOST RECEIVING YARDS

Date	Opponent	Yds
9/22/24	at New Orleans Saints (W, 15-12)	170
12/21/21	vs. Washington Commanders (W, 27-17)	135
10/8/23	at Los Angeles Rams (W, 23-14)	117
10/9/25	at New York Giants (L, 17-34)	110
12/5/21	at New York Jets (W, 33-18)	105
9/13/20	at Washington Commanders (L, 17-27)	101

**First job:** Owned a lawn care company ... **Surprisingly good at:** Unicycling ... **Favorite athletes growing up:** Brett Favre and Aaron Rodgers ... **Favorite TV show:** *The Office* ... **Favorite music:** Country



# BRANDON GRAHAM

DEFENSIVE END | 55



Height: 6-2 Weight: 265 DOB: April 3, 1988 (Age 37)  
 NFL Experience: 16th Year (16th with Eagles) Draft: D1-10 (13th overall) by PHI  
 College: Michigan Hometown (HS): Detroit, MI (Crockett Vocational Technical)

SUPER BOWL CHAMPION: 2017 (LII), 2024 (LIX) ALL-PRO: 2016 PRO BOWL: 2021

## CAREER STATISTICS

Year	Team	GP/S	TACKLES				PASS RUSH			INTERCEPTIONS					FUMBLES		DEF SNAPS	
			Total	Solo	Asst	TFL	Sacks	QBH	QBP	Int	Yds	Lg	TD	PD	FF	FR	No	Pct
2010	Philadelphia	13/6	13	12	1	3	3.0	8	N/A	0	0	--	0	0	2	0	N/A	N/A
2011	Philadelphia	3/0	4	4	0	1	0.0	0	N/A	0	0	--	0	0	0	0	N/A	N/A
2012	Philadelphia	16/6	38	30	8	7	5.5	11	N/A	0	0	--	0	1	2	1	420	40%
2013	Philadelphia	16/0	15	11	4	4	3.0	5	N/A	0	0	--	0	0	1	0	323	27%
2014	Philadelphia	16/1	41	32	9	12	5.5	9	N/A	0	0	--	0	0	4	0	499	43%
2015	Philadelphia	16/10	51	39	12	11	6.5	10	N/A	0	0	--	0	1	3	0	858	71%
2016	Philadelphia	16/16	59	41	18	14	5.5	22	54	0	0	--	0	1	2	1	764	75%
2017	Philadelphia	15/15	47	33	14	15	9.5	14	47	0	0	--	0	2	2	1	666	65%
2018	Philadelphia	16/16	39	31	8	9	4.0	11	44	0	0	--	0	2	1	1	753	72%
2019	Philadelphia	16/16	50	35	15	15	8.5	17	53	0	0	--	0	0	1	2	791	76%
2020	Philadelphia	16/16	46	35	11	13	8.0	16	36	0	0	--	0	0	2	1	757	69%
2021	Philadelphia	2/2	2	2	0	1	0.0	1	3	0	0	--	0	0	0	0	51	5%
2022	Philadelphia	17/1	35	19	16	11	11.0	16	41	0	0	--	0	1	2	0	474	43%
2023	Philadelphia	17/0	16	11	5	4	3.0	6	30	0	0	--	0	1	0	0	395	34%
2024	Philadelphia	11/1	20	15	5	6	3.5	7	21	0	0	--	0	2	1	0	311	30%
2025	Philadelphia	4/0	1	0	1	0	0.0	0	3	0	0	--	0	0	0	0	32	4%
<b>Totals</b>		<b>210/106</b>	<b>477</b>	<b>350</b>	<b>127</b>	<b>126</b>	<b>76.5</b>	<b>153</b>	<b>---</b>	<b>0</b>	<b>0</b>	<b>--</b>	<b>0</b>	<b>11</b>	<b>23</b>	<b>7</b>	<b>---</b>	<b>---</b>

## PLAYOFFS

2013	Philadelphia	1/0	2	1	1	1	1.0	2	N/A	0	0	--	0	0	0	0	22	31%
2017	Philadelphia	3/3	4	4	0	1	1.0	5	12	0	0	--	0	0	1	0	162	79%
2018	Philadelphia	2/2	5	3	2	0	1.5	1	9	0	0	--	0	0	1	0	123	87%
2019	Philadelphia	1/1	0	0	0	0	0.0	0	1	0	0	--	0	0	0	0	38	59%
2022	Philadelphia	3/0	3	3	0	1	1.0	1	5	0	0	--	0	0	0	0	50	33%
2023	Philadelphia	1/0	5	5	0	3	1.0	1	1	0	0	--	0	0	0	0	33	47%
2024	Philadelphia	1/0	1	1	0	0	0.0	0	1	0	0	--	0	0	0	0	13	5%
<b>Totals</b>		<b>12/6</b>	<b>20</b>	<b>17</b>	<b>3</b>	<b>6</b>	<b>5.5</b>	<b>10</b>	<b>---</b>	<b>0</b>	<b>0</b>	<b>--</b>	<b>0</b>	<b>0</b>	<b>2</b>	<b>0</b>	<b>---</b>	<b>---</b>

## ADDITIONAL STATISTICS

Fumble Recovery TDs: 1 - 2017 (1) Special Teams Tackles: 11 - 2013 (5), 2014 (6) Postseason Special Teams Tackles: 1 - 2013 (1) Kickoff Returns: 2-14 - 2013 (2-14)



### BIRDSEED

- ▶ Nominated as the Eagles' Walter Payton Man of the Year candidate in 2022 and 2024 ... The award is considered the NFL's most prestigious honor and recognizes players who have exhibited excellence on the field as well as a passion to impact lives of others in their community
- ▶ His foundation, Team Graham, offers its time and resources to various organizations ... Its activities include mentoring girls and boys, giving away clothes and feeding needy families, and fundraising events
- ▶ Supported Ed Snider Youth Hockey & Education through the NFL's My Cause My Cleats campaign ... The program creates opportunities for under-resourced youth in Philadelphia ... Has also represented the Detroit



CAREER HIGHS		
Tackles	9	12/4/16 at Cin.
Sacks	3.0	2x, last: 12/11/22 at NYG
INTs	--	---
PDs	1	11x, last: 11/24/24 at LAR
FFs	2	11/8/15 at Dal.
FRs	1	7x, last: 11/1/20 vs. Dal.

**Bucket list:** Drive a NASCAR car ... **First jersey:** Dave Bing, Detroit Pistons ... **First job:** Working the grill at McDonald's ... **Favorite Halloween costume:** Batman, when he was 10 ... **Favorite movie:** *Equalizer* ... **Favorite book:** *New Money: Staying Rich* by Phillip Buchanon ... **Favorite quote:** "Those who stay, will be champions." - Bo Schembechler

2025 GAME-BY-GAME STATISTICS (PHI)											
Date	Opp	GP/S	Tot	Solo	Sk	Int	PD	FF	FR	Snaps	Pct
NOT ON NFL ROSTER (RETIRED)											
NOT ON NFL ROSTER (RETIRED)											
NOT ON NFL ROSTER (RETIRED)											
NOT ON NFL ROSTER (RETIRED)											
NOT ON NFL ROSTER (RETIRED)											
NOT ON NFL ROSTER (RETIRED)											
NOT ON NFL ROSTER (RETIRED)											
NOT ON NFL ROSTER (RETIRED)											
Oct 26	NYG	W	0/0	RESERVE/COMMISSIONER EXEMPT							
Nov 10	at GB	W	1/0	0	0	0.0	0	0	0	10	15%
Nov 16	Det	W	1/0	0	0	0.0	0	0	0	8	14%
Nov 23	at Dal	L	1/0	0	0	0.0	0	0	0	8	11%
Nov 28	Chi	L	1/0	1	0	0.0	0	0	0	6	7%
Dec 8	at LAC										
Dec 14	LV										
Dec 20	at Was										
Dec 28	at Buf										
TBD	Was										
<b>Totals</b>			<b>4/0</b>	<b>1</b>	<b>0</b>	<b>0.0</b>	<b>0</b>	<b>0</b>	<b>0</b>	<b>32</b>	<b>4%</b>



▶ Earned All-Big Ten honors in 2008 after totaling 46 tackles (29 solo), 20 TFLs (2nd in the nation) and 10.0 sacks (2nd in the Big Ten)

Police Athletic League and Eagles Autism Foundation through MCMC

**CAREER HIGHLIGHTS**

- ▶ Won **Super Bowl LIX** in 2024 after appearing in 11 regular season contests before suffering an injury ... Returned from injury in the Super Bowl to help Philadelphia beat Kansas City
- ▶ Earned his first career **Pro Bowl** nod following the 2020 season after leading the Eagles in sacks (8.0), TFLs (13) and pressures (36) ... Voted second-team **All-Pro** by the *Associated Press* in 2016, when he registered career highs in both pressures (54) and QB hits (22)
- ▶ Posted one of the top defensive plays in team history when he strip-sacked Patriots QB **Tom Brady** in the fourth quarter of **Super Bowl LII** (recovered by Derek Barnett) ... The takeaway set up a 46-yard FG by **Jake Elliott** that gave the Eagles a 41-33 lead with 1:05 remaining
- ▶ A key member of an Eagles defense that advanced to Super Bowl LVII in 2022 ... Finished the year with double-digit sacks (11.0) for the first time in his career at age 34 during his 13th NFL campaign

**NOTES TO KNOW**

- ▶ Embarks on his 16th NFL season, marking the most seasons ever played by an Eagle ... Has played in the most regular-season games (210) in Eagles history
- ▶ Owns the 3rd-most sacks (76.5) in team history, behind only **Reggie White** (124.0, 1985-92) and **Trent Cole** (85.5, 2005-14) ... Leads the Eagles with 47.5 sacks since 2017

**2025 SEASON - EAGLES**

- ▶

**2024 SEASON - EAGLES**

- ▶ Played in 11 contests (missed the final six games due to injury), recording 3.5 sacks and helping lead Philadelphia to owning the NFL's No. 1 ranked total defense, helping the Eagles win **Super Bowl LIX**
- ▶ Registered 4 QB pressures, 3 QB hits, 1 PD and 1.0 sack in the 37-20 win over the L.A. Rams (11/24/24) ... His sack on Rams QB **Matthew Stafford** in the second quarter moved him into 3rd-all time on the Eagles career sack list

**COLLEGE HIGHLIGHTS**

- ▶ Played in 46 games (28 starts) at Michigan, registering 138 tackles (85 solo), 56 TFLs, 29.5 sacks, 8 FFs and 3 FRs ... Finished his collegiate career ranked 2nd in school history in TFLs, sacks and FFs
- ▶ Named a second-team All-America and first-team All-Big Ten selection as a senior in 2009 ... Named a Ted Hendricks Award finalist, which is given annually to the nation's top college defensive end ... Recorded a team-high 10.5 sacks while leading the NCAA with 26 TFLs

**TRANSACTIONS**

- ▶ **2010** - Drafted by PHI in 1st round (13th overall) ... **12/14/10** - Placed on Reserve/Injured ... **9/3/11** - Placed on Reserve/PUP ... **11/5/11** - Activated from Reserve/PUP ... **3/9/15** - Re-signed by PHI to 4-year contract ... **7/26/18** - Placed on Active/PUP ... **8/20/18** - Activated from Active/PUP ... **3/1/19** - Agreed to terms with PHI on 3-year contract ... **9/21/21** - Placed on Reserve/Injured ... **3/10/23** - Agreed to terms with PHI on 1-year contract ... **3/9/24** - Agreed to terms with PHI on 1-year contract extension ... **11/26/24** - Placed on Reserve/Injured ... **6/2/2025** - Retired ... **10/21/2025** - Agreed to terms with PHI ... **10/21/2025** - Placed on Exempt/Commissioner's Permission List ... **11/3/2025** - Activated from Exempt/Commissioner's Permission List



# TA'QUON GRAHAM (PS)

DEFENSIVE TACKLE | 77

*(pronounced tuh-KWON)*

Height: 6-4 Weight: 300 DOB: Dec. 1, 1998 (Age 27)

NFL Experience: 5th Year (1st with Eagles) Draft: D5a-21 (148th overall) by ATL Acquired: FA-25

College: Texas Hometown (HS): Temple, TX (Temple)



## CAREER STATISTICS

Year	Team	GP/S	TACKLES				PASS RUSH			INTERCEPTIONS					FUMBLES		DEF SNAPS	
			Total	Solo	Asst	TFL	Sacks	QBH	QBP	Int	Yds	Lg	TD	PD	FF	FR	No	Pct
2021	Atlanta	13/5	15	8	7	2	0.0	2	4	0	0	--	0	0	0	0	310	27%
2022	Atlanta	11/9	34	15	19	1	0.0	8	15	0	0	--	0	0	0	1	471	42%
2023	Atlanta	15/2	23	6	17	1	1.0	2	8	0	0	--	0	0	1	0	364	32%
2024	Atlanta	10/0	12	6	6	0	0.0	1	9	0	0	--	0	0	0	0	193	17%
2025	Atlanta	2/0	4	3	1	1	0.0	0	0	0	0	--	0	0	0	0	57	7%
	Philadelphia	0/0	0	0	0	0	0.0	0	0	0	0	--	0	0	0	0	--	---
	<i>Totals</i>	<i>2/0</i>	<i>4</i>	<i>3</i>	<i>1</i>	<i>1</i>	<i>0.0</i>	<i>0</i>	<i>0</i>	<i>0</i>	<i>0</i>	<i>--</i>	<i>0</i>	<i>0</i>	<i>0</i>	<i>0</i>	<i>--</i>	<i>---</i>
<b>Totals</b>		<b>51/16</b>	<b>88</b>	<b>38</b>	<b>50</b>	<b>5</b>	<b>1.0</b>	<b>13</b>	<b>36</b>	<b>0</b>	<b>0</b>	<b>--</b>	<b>0</b>	<b>0</b>	<b>1</b>	<b>1</b>	<b>--</b>	<b>---</b>

## CAREER HIGHS

<b>Tackles</b>	4	2x, last: 10/2/22 vs. Cle.
<b>Sacks</b>	1	12/17/23 at Car.
<b>INTs</b>	--	--
<b>PDs</b>	--	--
<b>FFs</b>	1	12/17/23 at Car.
<b>FRs</b>	1	11/6/23 vs. LAC

## BIRDSEED

- ▶ Prepped at Temple (TX) High School, where he was an All-American, all-state and three-time all-district DE ... Played in the 2016 Offense-Defense All-American Bowl

## CAREER HIGHLIGHTS

- ▶ Originally selected by Atlanta as a 5th-round draft choice (148th overall) in 2021 ... Spent first five years of his career with the Falcons, totaling 88 tackles (28 solo), 5 TFLs, 1.0 sacks, and 1 FF in 51 games (16 starts)

## 2025 SEASON - EAGLES & FALCONS

- ▶ Began the season with Atlanta, seeing action in two contests before signing to Philadelphia's practice squad in Week 10

## 2024 SEASON - FALCONS

- ▶ Saw action in 10 contests, totaling 6 tackles in 193 defensive snaps

## COLLEGE HIGHLIGHTS

- ▶ Played collegiately at Texas (2017-20) ... Recorded 72 tackles (41 solo), 23 TFLs, 7.0 sacks, 1 PD, and 1 FF in 48 games (41 starts) ... In 2020, earned honorable mention All-Big 12 recognition as a defensive lineman and named to the Academic All-Big 12 Second Team ... A two-time member of the Big 12 Commissioner's Honor Roll (Fall 2019, Spring 2020)

## TRANSACTIONS

- ▶ **2021** - Drafted by ATL in 5th round (148th overall) ... **11/21/22** - Placed on Reserve/Injured (knee) ... **2/15/23** - Activated from Reserve/Injured (knee) ... **11/16/24** - Placed on Reserve/Injured (pectoral) ... **3/12/25** - Waived by ATL ... **3/17/25** - Claimed by ATL off waivers ... **8/26/25** - Placed on Reserve/Injured (pectoral) ... **10/18/25** - Activated from Reserve/Injured (pectoral) ... **11/5/25** - Waived by ATL ... **11/8/25** - Signed by PHI to practice squad





2025 GAME-BY-GAME STATISTICS (ATL & PHI)													
Date	Opp	GP/S	Tot	Solo	Sk	Int	PD	FF	FR	Snaps	Pct		
Sep 7	TB	L	---	DID NOT PLAY									
Sep 14	at Min	W	---	DID NOT PLAY									
Sep 21	at Car	L	---	DID NOT PLAY									
Sep 28	Was	W	---	DID NOT PLAY									
Oct 13	Buf	W	---	DID NOT PLAY									
Oct 19	at. SF	L	1/0	4	3	0.0	0	0	0	0	30	45%	
Oct 26	Mia	L	1/0	0	0	0.0	0	0	0	0	27	39%	
Nov 2	NE	L	---	DID NOT PLAY									
SIGNED BY PHI TO PRACTICE SQUAD (11/8/25)													
Nov 10	at GB	W	---	EAGLES PRACTICE SQUAD									
Nov 16	Det	W	---	EAGLES PRACTICE SQUAD									
Nov 23	at Dal	L	---	EAGLES PRACTICE SQUAD									
Nov 28	Chi	L	---	EAGLES PRACTICE SQUAD									
Dec 8	at LAC												
Dec 14	LV												
Dec 20	at Was												
Dec 28	at Buf												
TBD	Was												
<b>Totals</b>			<b>2/0</b>	<b>4</b>	<b>3</b>	<b>0.0</b>	<b>0</b>	<b>0</b>	<b>0</b>	<b>0</b>	<b>---</b>	<b>---</b>	





# KYLEN GRANSON

TIGHT END | 83



Height: 6-3 Weight: 242 DOB: March 27, 1998 (Age 27)  
 NFL Experience: 5th Year (1st with Eagles) Draft: D4-21 (127th overall) by IND Acquired: FA-Ind-25  
 College: Southern Methodist Hometown (HS): Austin, TX (Westlake)

### CAREER STATISTICS

Year	Team	GP/S	RECEIVING					OFF SNAPS	
			Rec	Yds	Avg	Lg	TD	No	Pct
2021	Indianapolis	17/0	11	106	9.6	27	0	228	21%
2022	Indianapolis	13/4	31	302	9.7	32	0	408	45%
2023	Indianapolis	15/7	30	368	12.3	46	1	496	49%
2024	Indianapolis	17/6	14	182	13.0	40	0	430	40%
2025	Philadelphia	12/2	3	10	3.3	5	0	157	22%
<b>Totals</b>		<b>74/19</b>	<b>89</b>	<b>968</b>	<b>11.0</b>	<b>46</b>	<b>1</b>	<b>---</b>	<b>---</b>

### ADDITIONAL STATISTICS

**Fumbles/Lost:** 1/0 - 2022 (1/0) **Rushing:** 2-2 - 2022 (1-0), 2023 (1-2)  
**Kickoff Returns:** 1-15 - 2022 (1-15)  
**Special Teams Tackles:** 22 - 2022 (3), 2023 (4), 2024 (3), 2025 (12)

### CAREER HIGHS

Receptions	5	12/24/23 at Atl.
Receiving Yards	72	12/3/23 at Ten.
Receiving Long	46	12/3/23 at Ten.
Receiving TDs	1	9/17/23 at Hou.



### BIRDSEED

- ▶ Founded KG's Kids during his time in Indianapolis ... The non-profit foundation is dedicated to empowering underserved youth through access to reading materials and books ... The signature event of the foundation is "KG's Carnival of Books," where kids are able to take books home for free from a wide selection of culturally diverse topics ... Also represented the foundation through the NFL's *My Cause My Cleats* initiative from 2021-24, helping bring awareness to Indiana's state reading test scores and working to further provide adequate materials for youth
- ▶ Is married to Daisy Foko, who hosts the podcast "Daiz at Night," and has amassed over 850,000 followers on TikTok, where she discusses history, animal facts, food recommendations and more

### CAREER HIGHLIGHTS

- ▶ Saw action in 62 contests (17 starts) during his first four NFL seasons with Indianapolis (2021-24) ... Totaled 958 yards on 86 catches (11.1 avg.) with 1 TD ... Appeared in over 1,500 offensive snaps and saw action on special teams

### 2025 SEASON - EAGLES



### 2024 SEASON - COLTS

- ▶ Appeared in all 17 games (six starts) for Indianapolis, posting 182 yards on 14 touches (13.0 avg.) in 430 offensive snaps ... Also saw action on special teams, adding 3 tackles

### COLLEGE HIGHLIGHTS

- ▶ Played collegiately at Rice (2016-2017) and Southern Methodist (2019-2020) ... Tallied 129 receptions for 1,879 yards and 16 TDs for the Owls and Mustangs ... In 2020, registered 35 catches for 536 yards (15.3 avg.) and a team-high 5 TDs during his senior season at SMU en route to earning first-team All-AAC honors ... Concluded his career as Southern Methodist's record holder for receiving TDs by a TE with 14 TD catches during his two seasons as a Mustang

### TRANSACTIONS

- ▶ **2021** - Drafted by IND in 4th round (127th overall) ... **3/14/25** - Signed by PHI to 1-year contract



2025 GAME-BY-GAME STATISTICS (PHI)

Date	Opp	GP/S	Rec	Yds	Avg	Lg	TD	Snaps	Pct
Sep 4	Dal W	1/0	1	1	1.0	1	0	17	27%
Sep 14	at KC W	1/1	1	5	5.0	5	0	34	57%
Sep 21	LAR W	1/0	0	0	---	--	0	2	3%
Sep 28	at TB W	1/0	0	0	---	--	0	4	7%
Oct 5	Den L	1/0	0	0	---	--	0	22	36%
Oct 9	at NYG L	1/0	0	0	---	--	0	13	22%
Oct 19	at Min W	1/1	0	0	---	--	0	17	34%
Oct 26	NYG W	1/0	0	0	---	--	0	9	15%
Nov 10	at GB W	1/0	0	0	---	--	0	17	27%
Nov 16	Det W	1/0	1	4	4.0	4	0	15	20%
Nov 23	at Dal L	1/0	0	0	---	--	0	5	8%
Nov 28	Chi L	1/0	0	0	---	--	0	2	4%
Dec 8	at LAC								
Dec 14	LV								
Dec 20	at Was								
Dec 28	at Buf								
TBD	Was								
<b>Totals</b>		<b>12/2</b>	<b>3</b>	<b>10</b>	<b>3.3</b>	<b>5</b>	<b>0</b>	<b>157</b>	<b>22%</b>





# DANNY GRAY (PS)

WIDE RECEIVER | 82



Height: 6-0 Weight: 200 DOB: April 1, 1999 (Age 26)

NFL Experience: 3rd Year (1st with Eagles) Draft: D3b-22 (105th overall) by SF Acquired: FA-24

College: Southern Methodist Hometown (HS): Dallas, TX (James Madison)

SUPER BOWL CHAMPION: 2024 (LIX) (PS)

## CAREER STATISTICS

Year	Team	GP/S	RECEIVING					OFF SNAPS	
			Rec	Yds	Avg	Lg	TD	No	Pct
2022	San Francisco	13/0	1	10	10.0	10	0	87	8%
2025	Philadelphia	0/0	0	0	---	--	0	0	0%
<b>Totals</b>		<b>13/0</b>	<b>1</b>	<b>10</b>	<b>10.0</b>	<b>10</b>	<b>0</b>	<b>---</b>	<b>---</b>

## ADDITIONAL STATISTICS

Rushing: 1-9 - 2022 (1-9) Special Teams Tackles: 1- 2022 (1)

## CAREER HIGHS

Receptions	1	12/11/22 vs. TB
Receiving Yards	10	12/11/22 vs. TB
Receiving Long	10	12/11/22 vs. TB
Receiving TDs	--	---

## 2025 GAME-BY-GAME STATISTICS (PHI)

Date	Opp	GP/S	Rec	Yds	Avg	Lg	TD	Snaps	Pct
Nov 10	at GB	W	---						
Nov 16	Det	W	---						
Nov 23	at Dal	L	---						
Nov 28	Chi	L	---						
Dec 8	at LAC								
Dec 14	LV								
Dec 20	at Was								
Dec 28	at Buf								
TBD	Was								
<b>Totals</b>			<b>0/0</b>	<b>0</b>	<b>0</b>	<b>---</b>	<b>--</b>	<b>0</b>	<b>0%</b>

## BIRDSEED

- ▶ Missed a large part of his freshman year of high school to care for his younger siblings ... As a result Gray was ineligible to start his college career at the Division I level ... Began his collegiate career at Blinn (TX) College before transferring to Southern Methodist University
- ▶ Was a three-sport athlete at James Madison (TX) High School, where he played basketball, football and ran track

## CAREER HIGHLIGHTS

- ▶ A member of Philadelphia's practice squad during their **Super Bowl LIX**-winning campaign in 2024
- ▶ Began his career with San Francisco (2022-23), seeing action on offense and special teams in 13 games during the 2022 season

## 2025 SEASON - EAGLES



## 2024 SEASON - EAGLES

- ▶ Spent the majority of the season on the Eagles' practice squad

## COLLEGE HIGHLIGHTS

- ▶ Played collegiately at Blinn College (2018-19) and Southern Methodist (2020-21), registering 2,537 yards on 151 catches and 27 TDs
- ▶ Earned first-team All-AAC as a senior in 2021 after posting a career-high and team-high 803 receiving yards on 49 touches (16.4 avg) ... Began the season with TD catches in five consecutive contests
- ▶ As a sophomore at Blinn College, earned first-team honors from the Southwest Junior College Football Conference after totaling 877 yards on 54 receptions (16.2 avg) with 8 TDs

## TRANSACTIONS

- ▶ **2022** - Drafted by SF in 3rd round (105th overall) ... **8/30/23** - Placed on Reserve/Injured (shoulder) ... **8/27/24** - Waived by SF ... **9/10/24** - Signed by PHI to practice squad ... **2/14/25** - Signed by PHI to reserve/future contract ... **8/2/25** - Waived by PHI ... **11/3/25** - Signed by PHI to practice squad





# GABE HALL (PS)

## DEFENSIVE TACKLE | 96



Height: 6-6 Weight: 295 DOB: Jan. 12, 2001 (Age 24)  
 NFL Experience: 1st Year (1st with Eagles) Draft: UDFA-24 by PHI  
 College: Baylor Hometown (HS): Waller, TX (Waller)

SUPER BOWL CHAMPION: 2024 (LIX) (PS)

### CAREER STATISTICS

Year	Team	GP/S	TACKLES				PASS RUSH			INTERCEPTIONS					FUMBLES		DEF SNAPS		
			Total	Solo	Asst	TFL	Sacks	QBH	QBP	Int	Yds	Lg	TD	PD	FF	FR	No	Pct	
2025	Philadelphia	2/0	0	0	0	0.0	0.0	0	0	0	0	0	--	0	0	0	0	13	3%
<b>Totals</b>		<b>2/0</b>	<b>0</b>	<b>0</b>	<b>0</b>	<b>0.0</b>	<b>0.0</b>	<b>0</b>	<b>0</b>	<b>0</b>	<b>0</b>	<b>0</b>	<b>--</b>	<b>0</b>	<b>0</b>	<b>0</b>	<b>0</b>	<b>---</b>	<b>---</b>

### CAREER HIGHS

Tackles	--	--
Sacks	--	--
INTs	--	---
PDs	--	---
FFs	--	---
FRs	--	---



### BIRDSEED

- ▶ A three-star, dual-sport athlete out of Waller (TX) High School ... Played football and competed in track and field throwing shot put
- ▶ Majored in communications during his time at Baylor

### CAREER HIGHLIGHTS

- ▶ Contributed to the Eagles **Super Bowl LIX**-winning roster during his rookie campaign in 2024

### 2025 SEASON - EAGLES



### 2024 SEASON - EAGLES

- ▶ Spent his entire rookie season on Philadelphia's practice squad

### COLLEGE HIGHLIGHTS

- ▶ Played five seasons at Baylor (2019-23), recording 76 tackles (38 solo), 17 TFLs, 12.5 sacks, 3 PDs, 1 FF and 1 FR in 47 games (32 starts)
- ▶ Earned All-Big 12 honorable mention in 2022, when he recorded 36 tackles (16 solo), 5.5 TFLs, 4.5 sacks and 1 FR-TD ... Voted the Big 12 Defensive Player of the Week after posting 3.0 sacks vs. Texas Tech (10/29/22) ... In 2021, helped Baylor capture the Big 12 Championship along with a Sugar Bowl victory over Ole Miss (1/1/22) ... Registered 17 tackles (11 solo) with a career-high 7 TFLs and 6.0 sacks in 2021

### TRANSACTIONS


- ▶ **2024** - Signed by PHI as UDFA ... **8/27/24** - Waived by PHI ... **8/28/24** - Signed by PHI to practice squad ... **2/14/25** - Signed by PHI to reserve/future contract ... **9/9/25** - Waived by PHI ... **9/11/25** - Signed by PHI to practice squad



2025 GAME-BY-GAME STATISTICS (PHI)

Date	Opp	GP/S	Tot	Solo	Sk	Int	PD	FF	FR	Snaps	Pct		
Sep 4	Dal	W	1/0	0	0	0.0	0	0	0	5	8%		
Sep 14	at KC	W	---	EAGLES PRACTICE SQUAD									
Sep 21	LAR	W	---	EAGLES PRACTICE SQUAD									
Sep 28	at TB	W	---	EAGLES PRACTICE SQUAD									
Oct 5	Den	L	---	EAGLES PRACTICE SQUAD									
Oct 9	at NYG	L	1/0	0	0	0.0	0	0	0	8	12%		
Oct 19	at Min	W	---	EAGLES PRACTICE SQUAD									
Oct 26	NYG	W	---	EAGLES PRACTICE SQUAD									
Nov 10	at GB	W	---	EAGLES PRACTICE SQUAD									
Nov 16	Det	W	---	EAGLES PRACTICE SQUAD									
Nov 23	at Dal	L	---	EAGLES PRACTICE SQUAD									
Nov 28	Chi	L	---	EAGLES PRACTICE SQUAD									
Dec 8	at LAC												
Dec 14	LV												
Dec 20	at Was												
Dec 28	at Buf												
TBD	Was												
<b>Totals</b>			<b>2/0</b>	<b>0</b>	<b>0</b>	<b>0.0</b>	<b>0</b>	<b>0</b>	<b>0</b>	<b>13</b>	<b>3%</b>		





# MYLES HINTON (IR)

TACKLE | 78



Height: 6-7 Weight: 323 DOB: Jan. 9, 2002 (Age 23)

NFL Experience: Rookie (1st with Eagles) Draft: D6b-25 (191st overall) by PHI

College: Michigan Hometown (HS): Norcross, GA (Greater Atlanta Christian)

## CAREER STATISTICS

Year	Team	GP/S	STARTS		OFF SNAPS	
			LT	RT	No	Pct
2025	Philadelphia	0/0	0	0	---	---
<b>Totals</b>		<b>0/0</b>	<b>0</b>	<b>0</b>	<b>---</b>	<b>---</b>



## BIRDSEED

- ▶ Comes from a family of athletes ... His father, Chris, was an eight-time NFL All-Pro, while his brother, Christopher, was a starting DL for the Michigan Wolverines and currently plays for the Chargers ... His mother, Mya, and aunt, Anique, were basketball standouts at Northwestern
- ▶ Prepped at Greater Atlanta Christian (GA), where he was graded by 247Sports as a four-star prospect, the No. 74-ranked player nationally, the No. 6 tackle and the No. 8 player in the state of Georgia ... Helped lead the Spartans to four regional championships ... Was a three-sport athlete who also competed in basketball and track and field, earning a state championship title in discus in 2018

## 2025 SEASON - EAGLES



## COLLEGE HIGHLIGHTS

- ▶ Saw action in 46 contests at Stanford (2020-22) and Michigan (2023-24), starting 11 games at LT and 20 at RT ... In 2024, earned All-Big Ten honorable mention honors from the league's coaches and media
- ▶ In 2023, appeared in 13 contests (five starts) for the CFP National Championship-winning Michigan Wolverines team ... Aided **Blake Corum** in setting a program single-season TD rushing record (27), a top-10 Heisman Trophy finish and earning first-team All-American honors
- ▶ Collected three varsity letters at Stanford (2020-22) after appearing in 23 games (16 starts) at RT ... In 2022, started all seven games, blocking for **Tanner McKee** when his 264 completions tied for the 5th-most single-season completions in Cardinal history

## TRANSACTIONS

- ▶ **2025** - Drafted by PHI in 6th round (191st overall) ... **8/26/25** - Placed on Reserve/Injured

**Nickname:** Big grease ... **Hobbies:** Fishing and art ... **Little known fact:** Has drawn all of of his tattoos except for one ... **If he could play another sport:** Would be a DH for the Cubs ... **Career choice outside of sports:** Would own a restaurant, says he is a "chef and a half" ... **Favorite movie:** *Interstellar* ... **Favorite sports moment:** Beating Ohio State in Columbus in 2024 ... **Favorite player to watch:** Ben Sheppard



# SAM HOWELL

## QUARTERBACK | 14



Height: 6-1 Weight: 225 DOB: Sept. 16, 2000 (Age 25)  
 NFL Experience: 4th Year (1st with Eagles) Draft: D5a-22 (144th overall) Acquired: T-Min-25  
 College: North Carolina Hometown (HS): Monroe, NC (Sun Valley)

### CAREER STATISTICS

Year	Team	GP/S	PASSING										RUSHING					OFF SNAPS	
			Att	Cmp	Pct	Yds	Y/A	TD	Int	Lg	Sk/Yds	Rate	Att	Yds	Avg	Lg	TD	No	Pct
2022	Washington	1/1	19	11	57.9	169	8.9	1	1	52	3/11	83.0	5	35	7.0	10	1	66	6%
2023	Washington	17/17	612	388	63.4	3946	6.4	21	21	51t	65/449	78.9	48	263	5.5	24	5	1,061	96%
2024	Seattle	2/0	14	5	35.7	24	1.7	0	1	12	4/21	14.6	1	2	2.0	2	0	25	2%
2025	Philadelphia	0/0	0	0	---	0	---	0	0	--	0/0	---	0	0	---	--	0	0	0%
<b>Totals</b>		<b>20/18</b>	<b>645</b>	<b>404</b>	<b>62.6</b>	<b>4139</b>	<b>6.4</b>	<b>22</b>	<b>23</b>	<b>52</b>	<b>72/481</b>	<b>77.5</b>	<b>54</b>	<b>300</b>	<b>5.6</b>	<b>24</b>	<b>6</b>	<b>---</b>	<b>---</b>

### CAREER HIGHS

Pass Attempts	52	10/29/23 vs. Phi.
Completions	39	10/29/23 vs. Phi.
Passing Yards	397	10/29/23 vs. Phi.
Yards/Attempt	8.89	1/8/23 vs. Dal.
Passing Long	52	1/8/23 vs. Dal.
Passing TDs	4	10/29/23 vs. Phi.
Completion %	75.0	10/29/23 vs. Phi.
Passer Rating	119.7	10/15/23 at Atl.
Rush Attempts	6	10/1/23 at Phi.
Rushing Yards	40	10/1/23 at Phi.
Rushing Long	24	11/5/23 at NE
Rushing TDs	2	12/3/23 at Mia.



### BIRDSEED

- ▶ His grandparents met in South Korea in 1960 after the Korean War and resided in Monroe, North Carolina upon their arrival in the United States ... Grew up with Korean heritage playing a large and beneficial role on his upbringing ... Joined a small group of Korean Americans currently active in the league to promote Korean representation in the NFL
- ▶ In High School, ranked a consensus four-star prospect who was ranked the No. 2 player in the state of North Carolina, the No. 3 pro-style QB in the country, and the No. 87 overall player nationally by *247Sports*

### 2025 SEASON - EAGLES



### 2024 SEASON - SEAHAWKS

- ▶ Appeared in two contests, seeing 25 offensive snaps and completing 5-of-14 passes

### COLLEGE HIGHLIGHTS

- ▶ Started all 37 games at North Carolina (2019-21) ... Threw for 10,283 yards and 92 TDs, both noted as Carolina School Records
- ▶ 3rd in ACC league history with 92 career passing TDs and the most ever by a player in three or fewer seasons ... Ranks 5th in touchdowns responsible for (111), 8th in total offense (11,292), 5th in passing yards (10,283), 2nd in passing yards per game (277.9) and 2nd in passing efficiency (164.2)
- ▶ As a junior, was a AAU Sullivan Award Finalist, Preseason ACC Player of the Year, All-ACC Honorable Mention ... Was one of three Power 5 quarterbacks to throw for 20+ touchdowns and nine interceptions ...

### TRANSACTIONS

- ▶ **2022** - Drafted by WAS in 5th round (144th overall) ... **3/14/24** - Acquired by SEA from WAS with a 2024 4th-round pick and a 2024 6th-round pick in exchange for a 2024 3rd-round pick and 2024 5th-round pick ... **4/26/25** - Acquired by MIN with a 2025 5th-round draft pick in exchange for 2025 5th-round draft pick ... **8/24/25** - Acquired by PHI with a 2026 6th-round pick in exchange for a 2026 5th-round pick and a 2027 7th-round pick



2025 GAME-BY-GAME STATISTICS (PHI)

				PASSING									RUSHING					OFF SNAPS			
Date	Opp		GP/S	Att	Cmp	Pct	Yds	Y/A	TD	Int	Lg	Sk/Yds	Rate	Att	Yds	Avg	Lg	TD	No	Pct	
Sep 4	Dal	W	0/0	DID NOT PLAY																	
Sep 14	at KC	W	0/0	DID NOT PLAY																	
Sep 21	LAR	W	0/0	DID NOT PLAY																	
Sep 28	at TB	W	0/0	INACTIVE																	
Oct 5	Den	L	0/0	INACTIVE																	
Oct 9	at NYG	L	0/0	INACTIVE																	
Oct 19	at Min	W	0/0	INACTIVE																	
Oct 26	NYG	W	0/0	INACTIVE																	
Nov 10	at GB	W	0/0	INACTIVE																	
Nov 16	Det	W	0/0	INACTIVE																	
Nov 23	at Dal	L	0/0	INACTIVE																	
Nov 28	Chi	L	0/0	INACTIVE																	
Dec 8	at LAC																				
Dec 14	LV																				
Dec 20	at Was																				
Dec 28	at Buf																				
TBD	Was																				
<b>Totals</b>			<b>0/0</b>	<b>0</b>	<b>0</b>	<b>---</b>	<b>0</b>	<b>---</b>	<b>0</b>	<b>0</b>	<b>--</b>	<b>0/0</b>	<b>---</b>	<b>0</b>	<b>0</b>	<b>---</b>	<b>--</b>	<b>0</b>	<b>0</b>	<b>0%</b>	



# CHARLEY HUGHLETT (IR)

LONG SNAPPER | 47



Height: 6-4 Weight: 248 DOB: May 16, 1990 (Age 35)  
 NFL Experience: 11th Year (1st with Eagles) Draft: UDFA-12 by DAL Acquired: FA-25  
 College: Central Florida Hometown (HS): Tampa, FL (Hillsborough)

### CAREER STATISTICS

Year	Team	GP	ST	ST Snaps	
			Tackles	No	Pct
2015	Cleveland	16	3	129	30%
2016	Cleveland	16	5	138	31%
2017	Cleveland	16	3	128	30%
2018	Cleveland	16	4	146	31%
2019	Cleveland	16	2	130	30%
2020	Cleveland	16	1	128	30%
2021	Cleveland	17	0	130	31%
2022	Cleveland	17	2	132	30%
2023	Cleveland	17	5	163	32%
2024	Cleveland	5	1	43	9%
2025	Philadelphia	4	0	36	12%
<b>Totals</b>		<b>154</b>	<b>26</b>	<b>---</b>	<b>---</b>

### PLAYOFFS

Year	Team	GP	Tackles	No	Pct
2020	Cleveland	2	1	18	33%
2023	Cleveland	1	0	6	21%
<b>Totals</b>		<b>3</b>	<b>1</b>	<b>---</b>	<b>---</b>

### ADDITIONAL STATISTICS

Forced Fumbles: 1 - 2018 (1)

### BIRDSEED

- ▶ Supported the American Diabetes Association through the NFL's *My Cause My Cleats* program ... Represented his father, Jim, who has been battling diabetes for over 25 years and raising awareness for prediabetes symptoms ... Also promoted the Gunner Martin Foundation, which aims to provide water safety education through pamphlets, videos and more while advocating for the prevention of children drowning
- ▶ Annually volunteers as a counselor at a summer camp in Florida for children with muscular dystrophy
- ▶ Earned varsity letters in track and field and wrestling during his time at Hillsborough (FL) High School

### CAREER HIGHLIGHTS

- ▶ A 10-year NFL veteran, spent 2015-24 with Cleveland ... Snapped for the Browns in 155 games while recording 27 special teams tackles

### 2025 SEASON - EAGLES



### 2024 SEASON - BROWNS

- ▶ Saw action in five games before being placed on Reserve/Injured

### COLLEGE HIGHLIGHTS

- ▶ Played collegiately at Central Florida (2008-11), where he served as a long snapper for the Golden Knights ... Started all 51 games during his four-year collegiate career and earned All-Conference-USA honors in three of his four seasons played

### TRANSACTIONS

- ▶ **2012** - Signed by DAL as UDFA ... **8/27/12** - Waived by DAL ... **1/7/13** - Signed by DAL ... **5/29/13** - Waived by DAL ... **3/19/14** - Signed by NE ... **5/15/14** - Waived by NE ... **6/19/14** - Signed by JAX ... **8/25/14** - Waived by JAX ... **9/1/14** - Signed by NE to practice squad ... **9/3/14** - Waived by NE ... **9/30/14** - Signed by CLE to practice squad ... **10/7/14** - Waived by CLE ... **11/26/14** - Signed by NE to practice squad ... **11/28/14** - Waived by NE ... **12/17/14** - Signed by KC to practice squad ... **12/23/14** - Waived by KC ... **12/24/14** - Signed by CLE to active roster ... **2/16/17** - Agreed to terms with CLE on 6-year contract extension ... **11/29/21** - Placed on Reserve/COVID-19 ... **12/7/21** - Activated from Reserve/COVID-19 ... **10/28/22** - Agreed to terms with CLE on 4-year contract extension ... **10/9/2024** - Placed on Reserve/Injured (ribs) ... **2/24/25** - Released by CLE ... **3/14/25** - Signed by PHI to 1-year contract ... **9/30/25** - Placed on Reserve/Injured





# JALYX HUNT

## OUTSIDE LINEBACKER | 58

(pronounced JAY-lix)

Height: 6-3 Weight: 252 DOB: March 13, 2001 (Age 24)  
 NFL Experience: 2nd Year (2nd with Eagles) Draft: D3-24 (94th overall) by PHI  
 College: Houston Christian Hometown (HS): DeBary, FL (University)



SUPER BOWL CHAMPION: 2024 (LIX)

### CAREER STATISTICS

Year	Team	GP/S	TACKLES				PASS RUSH			INTERCEPTIONS					FUMBLES		DEF SNAPS	
			Total	Solo	Asst	TFL	Sacks	QBH	QBP	Int	Yds	Lg	TD	PD	FF	FR	No	Pct
2024	Philadelphia	16/1	17	11	6	1	1.5	3	9	0	0	--	0	1	2	0	241	23%
2025	Philadelphia	12/8	32	15	17	5	2.0	15	45	2	53	42t	1	2	1	0	526	65%
<b>Totals</b>		<b>28/9</b>	<b>49</b>	<b>26</b>	<b>23</b>	<b>6</b>	<b>3.5</b>	<b>18</b>	<b>54</b>	<b>2</b>	<b>53</b>	<b>42t</b>	<b>1</b>	<b>2</b>	<b>3</b>	<b>0</b>	<b>---</b>	<b>---</b>

### PLAYOFFS

2024	Philadelphia	4/0	9	6	3	1	1.5	3	8	0	0	--	0	0	0	0	103	38%
<b>Totals</b>		<b>4/0</b>	<b>9</b>	<b>6</b>	<b>3</b>	<b>1</b>	<b>1.5</b>	<b>3</b>	<b>8</b>	<b>0</b>	<b>0</b>	<b>--</b>	<b>0</b>	<b>0</b>	<b>0</b>	<b>0</b>	<b>---</b>	<b>---</b>

### ADDITIONAL STATISTICS

Special Teams Tackles: 4 - 2024 (4) Postseason Special Teams Tackles: 1 - 2024 (1)

### CAREER HIGHS

Tackles	6	2x, last: 10/9/25 at NYG
Sacks	1.0	4x, last: 11/10/25 at GB
INTs	1	2x, last: 11/28/25 vs. Chi.
PDs	1	3x, last: 11/28/25 vs. Chi.
FFs	1	3x, last: 9/28/25 at TB
FRs	--	--

Hobbies: Solving puzzles, watching anime, playing video games, and listening to music ... Surprisingly good at: Drawing and painting ... If he could play another sport, what position/team: Shortstop, Baltimore Orioles ... If he could have a career outside of sports: Would be a video producer for TV shows or YouTube channels ... Favorite movie: Now You See Me ... Favorite TV show: The Office ... Favorite music/artists: Hip-hop and R&B; Aaliyah, SZA, J. Cole, The Internet

### BIRDSEED

- ▶ Is the first Houston Christian alum to be drafted by an NFL team
- ▶ After being fined for his sack celebration in the Super Bowl, he focused attention of fans who wanted to cover the fine towards supporting the Barbers Who Care organization to support Boys' Latin Charter School and their trips to tour colleges ... In March 2025, Hunt presented the school with a check for over \$25,000 through money raised
- ▶ Hosted his first annual Turkey Drive at the Booker T. Washington Community Center in Chester, PA ... The event invited families in need to receive Turkeys and items they could prepare for Thanksgiving
- ▶ Originally started his collegiate career as a safety at Cornell before experiencing a growth spurt that led him to transition to DL/LB ... Was a standout WR and DB at University (FL) High School, where he earned all-county honors after leading in yards per catch (23.8) as a senior
- ▶ Was given his name, Jalyx, because his mother's favorite fragrance is Calyx, and everyone in his family's name begins with the letter 'J' ... Credits his love for cologne to the origin of his unique name

### CAREER HIGHLIGHTS

- ▶ A member of Philadelphia's for Philadelphia's Super Bowl LIX-winning team, seeing action on defense and special teams

### 2025 SEASON - EAGLES

- ▶ Totaled a career-high 9 pressures, 4 tackles and 1.0 sack in the 38-20 win vs. N.Y. Giants (10/27/25)
- ▶ Registered 5 pressures, 2 QB hits and 1 INT-TD in the 28-22 win at Minnesota (10/19/25) ... Intercepted Vikings QB Carson Wentz on third-and-5, returning it 42 yards for his first career TD to give the Eagles a 14-3 lead with 13:26 remaining in the second quarter

### 2024 SEASON - EAGLES

- ▶ Appeared in 16 games during the regular season, recording 17 tackles (11 solo), 2 FFs, 1.5 sacks in 241 defensive snaps ... Also added 9 tackles (6 solo), 8 pressures and 1.5 sacks in four postseason contests





2025 GAME-BY-GAME STATISTICS (PHI)

Date	Opp	GP/S	Tot	Solo	Sk	Int	PD	FF	FR	Snaps	Pct	
Sep 4	Dal	W	1/1	3	1	0.0	0	0	0	39	64%	
Sep 14	at KC	W	1/1	0	0	0.0	0	0	0	34	57%	
Sep 21	LAR	W	1/1	2	0	0.0	0	0	0	43	65%	
Sep 28	at TB	W	1/1	2	1	0.0	0	1	0	52	72%	
Oct 5	Den	L	1/1	1	0	0.0	0	0	0	43	58%	
Oct 9	at NYG	L	1/1	6	1	0.0	0	0	0	43	62%	
Oct 19	at Min	W	1/1	1	0	0.0	1	1	0	52	75%	
Oct 26	NYG	W	1/1	4	4	1.0	0	0	0	37	71%	
Nov 10	at GB	W	1/0	5	5	1.0	0	0	0	43	63%	
Nov 16	Det	W	1/0	1	1	0.0	0	0	0	36	61%	
Nov 23	at Dal	L	1/0	4	2	0.0	0	0	0	43	58%	
Nov 28	Chi	L	1/0	3	0	0.0	1	1	0	61	70%	
Dec 8	at LAC											
Dec 14	LV											
Dec 20	at Was											
Dec 28	at Buf											
TBD	Was											
<b>Totals</b>			<b>12/8</b>	<b>32</b>	<b>15</b>	<b>2.0</b>	<b>2</b>	<b>2</b>	<b>1</b>	<b>0</b>	<b>526</b>	<b>65%</b>



- ▶ Recorded his first career sack and forced fumble on QB **Drew Lock** in the fourth quarter of the 28-3 win at N.Y. Giants (10/20/24)

COLLEGE HIGHLIGHTS

- ▶ Spent four seasons at Houston Christian (2022-23) and Cornell (2019-21) ... Combined for 162 tackles (74 solo), 20.5 TFLs, 13.5 sacks, 6 PDs, 5 FFs, 4 FRs and 1 INT-TD in 38 career games ... Finished his career at Houston Christian playing 22 contests at the hybrid/EDGE position
- ▶ Voted the Southland Conference Defensive Player of the Year in 2023 after recording 46 tackles (19 solo), 9 TFLs, 6.5 safcks, 3 PDs, 2 FFs, 2 FRs and 1 INT-TD in 10 games ... In his first season at Houston Christian in 2022, garnered second-team All-Southland Conference recognition after posting 87 tackles (39 solo), 11.5 TFLs (led conference), 7.0 sacks (2nd in conference), 3 FFs, 2 PDs and 1 FR in 11 appearances
- ▶ Began his career at Cornell, where he played safety and produced 29 tackles (16 solo) with 1 PD and 1 FR in 17 contests

TRANSACTIONS

- ▶ **2024** - Drafted by PHI in 3rd round (94th overall)



# JALEN HURTS

## QUARTERBACK | 1



Height: 6-1 Weight: 223 DOB: Aug. 7, 1998 (Age 27)  
 NFL Experience: 6th Year (6th with Eagles) Draft: D2-20 (53rd overall) by PHI  
 College: Oklahoma Hometown (HS): Channelview, TX (Channelview)

SUPER BOWL CHAMPION: 2024 (LIX) SUPER BOWL MVP: 2024 (LIX) ALL-PRO: 2022 PRO BOWL: 2022, 2023

### CAREER STATISTICS

Year	Team	GP/S	PASSING										RUSHING					OFF SNAPS	
			Att	Cmp	Pct	Yds	Y/A	TD	Int	Lg	Sk/Yds	Rate	Att	Yds	Avg	Lg	TD	No	Pct
2020	Philadelphia	15/4	148	77	52.0	1,061	7.2	6	4	81t	13/59	77.6	63	354	5.6	24	3	334	30%
2021	Philadelphia	15/15	432	265	61.3	3,144	7.3	16	9	91	26/150	87.2	139	784	5.6	31	10	954	85%
2022	Philadelphia	15/15	460	306	66.5	3,701	8.1	22	6	68	38/231	101.5	165	760	4.6	42	13	1,028	87%
2023	Philadelphia	17/17	538	352	65.4	3,858	7.2	23	15	63t	36/222	89.1	157	605	3.9	24	15	1,103	96%
2024	Philadelphia	15/15	361	248	68.7	2,903	8.0	18	5	67t	38/271	103.7	150	630	4.2	35	14	934	81%
2025	Philadelphia	12/12	342	226	66.1	2,514	7.4	19	2	79t	27/159	103.9	84	329	3.9	29	8	772	99%
<b>Totals</b>		<b>89/78</b>	<b>2,281</b>	<b>1,474</b>	<b>64.6</b>	<b>17,181</b>	<b>7.5</b>	<b>104</b>	<b>41</b>	<b>91</b>	<b>178/1,092</b>	<b>95.0</b>	<b>758</b>	<b>3,462</b>	<b>4.5</b>	<b>42</b>	<b>63</b>	---	---

### PLAYOFFS

2021	Philadelphia	1/1	43	23	53.5	258	6.0	1	2	35	2/14	60.0	8	39	4.9	11	0	66	100%
2022	Philadelphia	3/3	87	58	66.7	579	6.7	3	0	45t	4/8	96.9	35	143	4.1	28	5	210	96%
2023	Philadelphia	1/1	35	25	71.4	250	7.1	1	0	55	3/16	100.9	1	5	5.0	5	0	57	97%
2024	Philadelphia	4/4	91	65	71.4	726	8.0	5	1	46t	13/100	108.6	34	194	5.7	44t	5	256	96%
<b>Totals</b>		<b>9/9</b>	<b>256</b>	<b>171</b>	<b>66.8</b>	<b>1,813</b>	<b>7.1</b>	<b>10</b>	<b>3</b>	<b>55</b>	<b>22/138</b>	<b>95.4</b>	<b>78</b>	<b>381</b>	<b>4.9</b>	<b>44t</b>	<b>10</b>	---	---

### ADDITIONAL STATISTICS

Fumbles/Lost: 51/19 - 2020 (9/2), 2021 (9/2), 2022 (9/2), 2023 (9/5), 2024 (9/5), 2025 (6/3) Postseason Fumbles/Lost: 4/1 - 2021 (1/0), 2022 (2/1), 2024 (1/0) Receptions: 1-3 - 2020 (1-3)

### CAREER HIGHS

Pass Attempts	48	10/3/21 vs. KC
Completions	32	10/3/21 vs. KC
Passing Yards	387	10/3/21 vs. KC
Yards/Attempt	14.2	10/19/25 at Min.
Passing Long	91	9/19/21 vs. SF
Passing TDs	4	3x, last: 10/26/25 vs. NYG
Completion %	83.9	9/19/22 vs. Min
Passer Rating	158.3	10/19/25 at Min.
Rush Attempts	18	2x, last: 11/21/21 vs. NO
Rushing Yards	157	11/27/22 vs. GB
Rushing Long	44t	1/19/25 vs. LAR (Div.)
Rushing TDs	3	5x, last: 1/26/25 vs. Was. (CC)
Total Yards	434	10/3/21 vs. KC
Total TDs	5	11/26/23 vs. Buf.

### BIRDSEED

- ▶ Launched the Jalen Hurts Foundation during the spring of 2024 with a mission to strengthen communities by servicing and advancing the youth ... The "Keep it Cool" campaign has impacted thousands of students by donating money to install air conditioners in city schools ... Helps fund unique opportunities for local programs such as the KB Foundation, a youth mentorship nonprofit ... Recognized as the 2024 Philadelphia Citizen of the Year for his community outreach
- ▶ Authored a children's book, entitled *Better Than a Touchdown*, which will be released in March 2026 ... Making a dream of his into a reality, Hurts hopes the project strikes a chord of resilience, encourages self-belief, and resonates with kids, teachers, mentors and parents
- ▶ Is an avid advocate of women in sports, surrounding himself with an all-female team of representatives ... Believes in empowering women and validating that they have equality in what they strive to do
- ▶ Selected as the global flag football ambassador for the 2028 Summer Olympics, which will debut men's and women's flag football events ... Also supports the Eagles Girls Flag Football League Championships
- ▶ Embraces the Eagles' legacy of Black QBs and maintains relationships with legends such as **Randall Cunningham**, **Donovan McNabb** and **Michael Vick** ... Each of them motivated him growing up, as he used to watch their highlights for inspiration during personal workouts
- ▶ For the NFL's *My Cause My Cleats* initiative in 2024, visited with three patients at the Children's Hospital of Philadelphia to design a special pair of cleats for him to wear on gameday ... The children attended the Week 14 matchup as his guests and were surprised with their own





2025 GAME-BY-GAME STATISTICS (PHI)

Date	Opp	GP/S	PASSING											RUSHING					OFF SNAPS	
			Att	Cmp	Pct	Yds	Y/A	TD	Int	Lg	Sk/Yds	Rate	Att	Yds	Avg	Lg	TD	No	Pct	
Sep 4	Dal	W	1/1	23	19	82.6	152	6.6	0	0	51	1/8	94.2	14	62	4.4	15	2	63	100%
Sep 14	at KC	W	1/1	22	15	68.2	101	4.6	0	0	28	2/7	78.0	9	15	1.7	11	1	60	100%
Sep 21	LAR	W	1/1	32	21	65.6	226	7.1	3	0	38	4/24	117.4	9	40	4.4	18	1	67	100%
Sep 28	at TB	W	1/1	24	15	62.5	130	5.4	2	0	22	2/18	104.5	9	62	6.9	29	0	57	100%
Oct 5	Den	L	1/1	38	23	60.5	280	7.4	2	0	52	6/23	100.8	2	3	1.5	4	0	61	100%
Oct 9	at NYG	L	1/1	33	24	72.7	283	8.6	1	1	36	3/17	95.9	7	13	1.9	9	1	57	100%
Oct 19	at Min	W	1/1	23	19	82.6	326	14.2	3	0	79t	3/10	158.3	4	-10	-2.5	1	0	50	100%
Oct 26	NYG	W	1/1	20	15	75.0	179	9.0	4	0	40t	4/28	141.5	4	22	5.5	8	0	55	93%
Nov 10	at GB	W	1/1	26	15	57.7	183	7.0	1	0	41	0/0	92.3	5	27	5.4	10	0	63	100%
Nov 16	Det	W	1/1	28	14	50.0	135	4.8	0	0	34	1/11	63.8	10	31	3.1	12	1	72	100%
Nov 23	at Dal	L	1/1	39	27	69.2	289	7.1	1	0	41	1/13	99.2	7	33	4.7	8	2	63	100%
Nov 28	Chi	L	1/1	34	19	55.9	230	6.8	2	1	33t	0/0	84.2	4	31	7.8	23	0	54	100%
Dec 8	at LAC																			
Dec 14	LV																			
Dec 20	at Was																			
Dec 28	at Buf																			
TBD	Was																			
<b>Totals</b>			<b>12/12</b>	<b>342</b>	<b>226</b>	<b>66.1</b>	<b>2,514</b>	<b>7.4</b>	<b>19</b>	<b>2</b>	<b>79t</b>	<b>27/159</b>	<b>103.9</b>	<b>84</b>	<b>329</b>	<b>3.9</b>	<b>29</b>	<b>8</b>	<b>772</b>	<b>99%</b>

**Bucket list:** Meet Denzel Washington ... **Desired talent:** Ability to sing ... **If he could play another sport, what team/position:** "I'd go team up with Bryce Harper and the Phillies and play shortstop or center field." ... **Moments left starstruck:** Meeting Frankie Beverly and Kobe Bryant ... **Favorite movies:** *Friday Night Lights* and *He Got Game* ... **Favorite music:** Frankie Beverly and Maze, Al Green, The Isley Brothers, Anita Baker, Jaydayoungan ... **Favorite meal:** Seafood, boiled crawfish



shoes sporting the same design they collaborated on together

- ▶ Grew up in a proud football family ... Coached by his father, Averion, at Channelview (TX) High School ... His brother, Averion Jr., was a QB at Texas Southern and is a coach at Westfield (TX) High School ... Credits his success to the example his father set for him as a coach's kid

**CAREER HIGHLIGHTS**

- ▶ Voted **Super Bowl LIX MVP** after totaling 293 yards (221 passing, 72 rushing) and 3 TDs (2 passing, 1 rushing) with a 119.7 passer rating in the 40-22 win against Kansas City in 2024 ... Broke his Super Bowl QB record with 72 rushing yards (first QB to register a 100+ passer rating and 50+ rushing yards in two Super Bowls) ... Became just the seventh QB to appear in multiple Super Bowls and win a championship during their first five career seasons, joining **Troy Aikman, Tom Brady, Patrick Mahomes, Ben Roethlisberger, Kurt Warner** and **Russell Wilson**
- ▶ Selected to his second career **Pro Bowl** following the 2023 campaign, when he tied for the most rushing TDs (15) by a QB in NFL history and established team records in total yards (4,463) and total TDs (38)
- ▶ Led the Eagles to Super Bowl LVII in 2022, becoming the eighth Black QB to start in a Super Bowl ... Competing with **Patrick Mahomes** (also squared off in **Super Bowl LIX**), Super Bowl LVII was the first to feature two Black starting QBs ... Produced 374 yards (304 passing, 70 rushing) and 4 TDs, including a career-high-tying 3 rushing TDs (most by a QB and tied for the most by any player in Super Bowl history)
- ▶ Named second-team **All-Pro** by the *Associated Press*, earned his first career **Pro Bowl** honor and finished second in *AP* NFL MVP voting in 2022 ... Guided Philadelphia to Super Bowl LVII after going 14-1 in the regular season at 24 years old, becoming the second-youngest QB to ever win 14 games, behind **Dan Marino** with Miami in 1984 (23)
- ▶ In 2021, became the youngest Eagles QB (23 years old) to start in a playoff game (previously **Donovan McNabb** at 24 in 2000)

**NOTES TO KNOW**

- ▶ Owns the highest QB winning percentage (.763, 45-14) in the NFL since 2022 ... His .692 (54-24) career winning percentage is the 8th-best since the 1970 merger



**MOST TOTAL YARDS**

Date	Opponent	Pass	Rush	Total
10/3/21	vs. Kansas City Chiefs (L, 30-42)	387	47	434
12/27/20	at Dallas Cowboys (L, 17-37)	342	69	411
12/20/20	at Arizona Cardinals (L, 26-33)	338	63	401
12/4/22	vs. Tennessee Titans (W, 35-10)	380	12	392
9/19/22	vs. Minnesota Vikings (W, 24-7)	333	57	390
12/18/22	at Chicago Bears (W, 25-20)	315	61	376
10/8/23	at Los Angeles Rams (W, 23-14)	303	72	375
2/12/23	vs. Kansas City Chiefs (L, 35-38) (SB)	304	70	374
10/22/20	vs. New York Giants (W, 22-21)	359	14	373
9/27/21	at Dallas Cowboys (L, 21-41)	326	35	361

**MOST TOTAL TOUCHDOWNS**

Date	Opponent	Pass	Rush	Total
11/26/23	vs. Buffalo Bills (W, 37-34)	3	2	5
10/26/25	vs. New York Giants (W, 38-20)	4	0	4
9/21/25	vs. Los Angeles Rams (W, 33-26)	3	1	4
1/26/25	vs. Washington Commanders (W, 55-23) (CC)	1	3	4
11/10/24	at Dallas Cowboys (W, 34-6)	2	2	4
10/27/24	at Cincinnati Bengals (W, 37-17)	1	3	4
10/29/23	at Washington Commanders (W, 38-31)	4	0	4
2/12/23	vs. Kansas City Chiefs (L, 35-38) (SB)	1	3	4
12/4/22	vs. Tennessee Titans (W, 35-10)	3	1	4
10/30/22	vs. Pittsburgh Steelers (W, 35-13)	4	0	4



- ▶ Ranks 2nd in the NFL with 132 total TDs since 2022, trailing only **Josh Allen** (156) ... Is one of three QBs to post 25+ total TDs in each of the last four seasons (since 2021), joining Allen and **Patrick Mahomes**
- ▶ Has registered 15,300 total yards since 2022, ranking 6th in the NFL ... Joins **Josh Allen**, **Jared Goff** and **Patrick Mahomes** as the only QBs to produce 10,000+ total yards and 120+ total TDs during that span
- ▶ Is tied with **Derrick Henry** for the most rushing TDs (61) in the NFL since 2021, including 10+ rushing TDs in four consecutive seasons (NFL QB record) ... His 63 career rushing TDs are the 3rd-most by a QB in history, behind **Josh Allen** (76) and **Cam Newton** (75)

**2025 SEASON - EAGLES**

- ▶ Finished 19-of-23 for 326 yards with 3 passing TDs in the 28-22 win at Minnesota (10/19/25) ... Became the third player in Eagles history to record a perfect passer rating, joining **Nick Foles** on 11/3/13 and **Donovan McNabb** on 9/23/07
- ▶ Completed 17-of-24 passes for 209 yards and recorded 4 total TDs (3 pass, 1 rush) in the second half of the Eagles 33-26 comeback victory vs. the L.A. Rams (9/21/25) ... Led the Eagles to score 19 unanswered points and take a lead 27-26 on a fourth down 4-yard TD pass to **DeVonta Smith** with 1:48 remaining in the fourth quarter

**2024 SEASON - EAGLES**

- ▶ Earned **Super Bowl LIX MVP** accolades after guiding Philadelphia to a 40-22 victory vs. Kansas City (2/9/25) ... Combined for 293 yards (221 passing, 72 rushing) and 3 TDs (2 passing, 1 rushing) while completing 17-of-22 (77.3%) attempts for a 119.7 passer rating and breaking his own Super Bowl QB record with 72 rushing yards ... Became just the second QB to post a 115+ passer rating with 50+ rushing yards in a Super Bowl, joining **Joe Montana** in Super Bowl XIX (1/20/85)
- ▶ Amassed 36 total TDs with 4 giveaways in 13 games after the Eagles' bye week (including playoffs) ... In that span, connected on 223-of-320 (69.7%) attempts for 2,699 yards, 19 TDs, 2 INTs and a 112.5 passer rating, while rushing for 661 yards and 17 TDs ... With 10 total TDs in Philadelphia's four playoff games, became the first NFL QB to register 5+ passing TDs and 5+ rushing TDs in a single postseason
- ▶ Recorded a season-high-tying 4 TDs (1 passing, 3 rushing) with a 110.1 rating on 20-of-28 (71.4%) passing in the 55-23 win vs. Washington in the NFC Championship (1/26/25) ... Philadelphia established an NFL conference championship record in points scored that game
- ▶ Set career highs in completion percentage (68.7%) and passer rating (103.7) during the regular season ... In total, combined for 32 TDs (18 passing, 14 rushing) and 3,533 yards (2,903 passing, 630 rushing)
- ▶ Became the sixth QB since the 1970 merger to record a 115+ passer rating in five consecutive games during Weeks 6-10, including a season-best 132.5 rating in the 37-17 victory at Cincinnati (10/27/24)

**COLLEGE HIGHLIGHTS**

- ▶ Started 42 of 56 games at Alabama (2016-18) and Oklahoma (2019), posting a 38-4 record ... Threw for 9,477 yards and 80 TDs on 682-of-1,047 (65.1%) passing, while rushing for 3,274 yards and 43 TDs
- ▶ As a senior at Oklahoma, finished as the runner-up for the Heisman Trophy and also earned All-America and first-team All-Big 12 honors ... Tallied 5,149 total yards (3,851 passing, 1,298 rushing) ... Set school records for rushing yards and points scored (126) by a QB
- ▶ Rallied Alabama to the 2018 SEC Championship as a junior ... Helped the Crimson Tide win a CFP National Championship in 2017

**TRANSACTIONS**

- ▶ **2020** - Drafted by PHI in 2nd round (53rd overall) ... **4/17/23** - Agreed to terms with PHI on 5-year contract extension



# ADOREE' JACKSON

## CORNERBACK | 8

*(pronounced uh-DOOR-ee)*

Height: 5-11 Weight: 185 DOB: Sep. 18, 1995 (Age 30)  
 NFL Experience: 9th Year (1st with Eagles) Draft: D1b-17 (18th overall) by TEN Acquired: FA-NYG-25  
 College: USC Hometown (HS): Gardena, CA (Junipero Serra)



### CAREER STATISTICS

Year	Team	GP/S	TACKLES				PASS RUSH			INTERCEPTIONS					FUMBLES		DEF SNAPS	
			Total	Solo	Asst	TFL	Sacks	QBH	QBP	Int	Yds	Lg	TD	PD	FF	FR	No	Pct
2017	Tennessee	16/16	70	61	9	1	0.0	0	0	0	0	--	0	17	3	0	1,020	94%
2018	Tennessee	16/13	72	66	6	2	0.0	0	0	2	7	7	0	10	0	2	957	91%
2019	Tennessee	11/10	45	39	6	3	0.0	0	0	0	0	--	0	6	0	0	576	52%
2020	Tennessee	3/2	12	9	3	0	0.0	0	0	0	0	--	0	0	0	0	154	14%
2021	N.Y. Giants	13/12	62	47	15	1	0.0	0	0	1	10	10	0	8	0	0	814	70%
2022	N.Y. Giants	10/10	51	40	11	2	0.0	0	0	0	0	--	0	7	1	2	554	49%
2023	N.Y. Giants	14/14	63	49	14	0	0.0	0	0	1	76	76t	1	8	1	0	792	70%
2024	N.Y. Giants	14/5	28	18	10	1	0.0	0	0	0	0	--	0	5	1	1	427	39%
2025	Philadelphia	10/6	38	28	10	0	0.0	0	0	0	0	--	0	6	0	0	396	49%
<b>Totals</b>		<b>107/88</b>	<b>441</b>	<b>357</b>	<b>84</b>	<b>10</b>	<b>0.0</b>	<b>0</b>	<b>0</b>	<b>4</b>	<b>93</b>	<b>76t</b>	<b>1</b>	<b>67</b>	<b>6</b>	<b>5</b>	<b>---</b>	<b>---</b>

### PLAYOFFS

2017	Tennessee	2/2	7	6	1	0	0.0	0	0	0	0	--	0	0	0	0	133	97%
2019	Tennessee	3/3	9	8	1	0	0.0	0	0	0	0	--	0	5	0	0	216	96%
2020	Tennessee	1/1	8	8	0	0	0.0	0	0	0	0	--	0	0	0	0	63	97%
2022	N.Y. Giants	2/2	14	11	3	1	0.0	0	0	0	0	--	0	0	0	0	119	94%
<b>Totals</b>		<b>8/8</b>	<b>38</b>	<b>33</b>	<b>5</b>	<b>1</b>	<b>0.0</b>	<b>0</b>	<b>0</b>	<b>0</b>	<b>0</b>	<b>--</b>	<b>0</b>	<b>5</b>	<b>0</b>	<b>0</b>	<b>---</b>	<b>---</b>

### ADDITIONAL STATISTICS

**Kickoff Returns:** 27-601 - 2017 (25-578), 2019 (2-23) **Punt Returns:** 56-469: 2017 (34-290), 2018 (16-148), 2019 (3-26), 2022 (3-5) **Special Teams Tackles:** 1 - 2018 (1)

**Postseason Kickoff Returns:** 6-126 - 2017 (6-126) **Postseason Punt Returns:** 4-18 - 2017 (4-18) **Rushing:** 5-55: 2017 (5-55)

### CAREER HIGHS

<b>Tackles</b>	12	11/24/19 vs. Jax.
<b>Sacks</b>	--	--
<b>INTs</b>	1	4x, last: 12/25/23 at Phi.
<b>PDs</b>	2	14x, last: 12/25/23 at Phi.
<b>FFs</b>	1	4x, last: 12/15/24 vs. Bal.
<b>FRs</b>	2	11/11/28 vs. NE

### BIRDSEED

- ▶ Has a close relationship with his mother, Vianca Jackson ... Vianca was diagnosed with breast cancer in May 2015, but through chemotherapy and lumpectomy surgery, she is cancer free
- ▶ Co-founded Kor Media Entertainment along with his business partners, James Moore and Jay Levine ... The Los Angeles based entertainment agency serves under Warner Brothers Digital
- ▶ Grew up in Illinois before moving to California prior to his sophomore year of high school ... Originally attended Junipero Sierra (CA) High School to run track, but after making a one-hand catch over multiple defenders on a side field, he drew the attention of the coaches ... His coaches joked that they only needed to see him practice for about 20 minutes to see that he would play varsity at a high level

### CAREER HIGHLIGHTS

- ▶ An eight-year NFL veteran who previously played with Tennessee (2017-20) and the N.Y. Giants (2021-24) ... Saw action in 97 games (82 starts), recording 403 tackles (329 solo), 61 PDs, 10 TFLs, 6 FFs, 5 FRs during those stints ... Has also played in eight postseason games, posting 38 tackles (33 solo) and 5 PDs





2025 GAME-BY-GAME STATISTICS (PHI)												
Date	Opp		GP/S	Tot	Solo	Sk	Int	PD	FF	FR	Snaps	Pct
Sep 4	Dal	W	1/1	7	5	0.0	0	1	0	0	42	69%
Sep 14	at KC	W	1/0	1	1	0.0	0	1	0	0	43	72%
Sep 21	LAR	W	1/1	5	3	0.0	0	0	0	0	38	58%
Sep 28	at TB	W	0/0	INACTIVE								
Oct 5	Den	L	1/0	0	0	0.0	0	0	0	0	1	1%
Oct 9	at NYG	L	1/0	7	4	0.0	0	2	0	0	57	83%
Oct 19	at Min	W	1/1	3	2	0.0	0	0	0	0	23	33%
Oct 26	NYG	W	0/0	INACTIVE								
Nov 10	at GB	W	1/1	3	3	0.0	0	1	0	0	56	82%
Nov 16	Det	W	1/1	4	3	0.0	0	1	0	0	57	97%
Nov 23	at Dal	L	1/0	3	3	0.0	0	0	0	0	26	35%
Nov 28	Chi	L	1/1	5	4	0.0	0	0	0	0	53	61%
Dec 8	at LAC											
Dec 14	LV											
Dec 20	at Was											
Dec 28	at Buf											
TBD	Was											
<b>Totals</b>			<b>10/6</b>	<b>38</b>	<b>28</b>	<b>0.0</b>	<b>0</b>	<b>6</b>	<b>0</b>	<b>0</b>	<b>396</b>	<b>49%</b>

2025 SEASON - EAGLES



2024 SEASON - GIANTS



Played in 14 contests (five starts) with New York, totaling 28 tackles (18 solo), 5 PDs, 1 FF and 1 FR in 427 defensive snaps

COLLEGE HIGHLIGHTS



Played collegiately at USC (2014-16), where he impacted the Trojans team as a CB, WR and returner ... Tallied 139 tackles (113 solo) with 6 TFLs, 6 INTs, 3 FRs and 2 FFs on defense ... On the offensive end, he caught 39 passes for 628 yards (16.1 avg.) with 6 receiving TDs ... Was the first three-way player at USC in almost 20 years and won the 2016 Thorpe Award (nation's best defensive back) while being a finalist for the 2016 Hornung Award (nation's most versatile player)



As a returner, finished first on USC's career kickoff return list (2,141 yards) and 4 KR-TDs ... Also posted 578 career punt return yards on 46 returns (12.6) with 4 TDs (T-most in school history)

TRANSACTIONS



**2017** - Drafted by TEN in 1st round (18th overall) ... **5/1/20** - 5th-year option exercised by TEN ... **9/14/20** - Placed on Reserve/Injured (knee) ... **11/11/20** - Activated from Reserve/Injured (knee) ... **3/16/21** - Released by TEN ... **3/22/21** - Signed by NYG to 3-year contract ... **12/16/21** - Placed on Reserve/COVID-19 ... **12/29/21** - Activated from Reserve/COVID-19 ... **8/31/24** - Re-signed by NYG to 1-year contract ... **3/19/25** - Signed by PHI to 1-year contract



# E.J. JENKINS (PS)

TIGHT END | 84



Height: 6-6 Weight: 245 DOB: Nov. 3, 1998 (Age 26)  
 NFL Experience: 2nd Year (2nd with Eagles) Draft: UDFA-23 by NYJ Acquired: FA-24  
 College: Georgia Tech Hometown (HS): Fredricksburg, VA (Chancellor)

SUPER BOWL CHAMPION: 2024 (LIX)

## CAREER STATISTICS

Year	Team	GP/S	RECEIVING					OFF SNAPS	
			Rec	Yds	Avg	Lg	TD	No	Pct
2024	Philadelphia	8/0	1	7	7.0	7t	1	95	8%
2025	Philadelphia	1/0	0	0	---	--	0	5	1%
<b>Totals</b>		<b>9/0</b>	<b>1</b>	<b>7</b>	<b>7.0</b>	<b>7t</b>	<b>1</b>	<b>---</b>	<b>---</b>

## PLAYOFFS

2024	Philadelphia	4/0	0	0	---	--	0	17	6%
<b>Totals</b>		<b>4/0</b>	<b>0</b>	<b>0</b>	<b>---</b>	<b>--</b>	<b>0</b>	<b>---</b>	<b>---</b>

## CAREER HIGHS

Receptions	1	1/5/25 vs. NYG
Receiving Yards	7	1/5/25 vs. NYG
Receiving Long	7t	1/5/25 vs. NYG
Receiving TDs	1	1/5/25 vs. NYG



## BIRDSEED

- ▶ Originally played WR in college prior to moving to TE in the NFL
- ▶ Prepped at Chancellor (VA) High School, where he set the records for career receiving yards, career receiving TDs, most TDs in a season and most receiving TDs in a single game ... Also played basketball in high school, averaging 21.5 points and 12 rebounds as a senior

## CAREER HIGHLIGHTS

- ▶ Spent time on the Eagles practice squad and on the active roster during the 2024 **Super Bowl LIX**-winning season for Philadelphia, playing in eight regular-season contests and in all four postseason games
- ▶ Entered the NFL as an undrafted rookie with the Jets in 2023 ... Spent time on the Eagles' and Raiders' practice squads in his first year

## 2025 SEASON - EAGLES



## 2024 SEASON - EAGLES

- ▶ Saw action in eight contests on offense and special teams during his first year with Philadelphia, playing 95 offensive snaps and 91 special teams snaps
- ▶ Caught his first career TD on a 7-yard pass from **Tanner McKee** in the Eagles 20-13 win versus the N.Y. Giants (1/5/25)

## COLLEGE HIGHLIGHTS

- ▶ Played in 46 career games during stints with St. Francis (PA) (2017-20), South Carolina (2021) and Georgia Tech (2022) ... Finished his collegiate career with 1,264 yards and 18 TDs on 69 catches (18.3 avg.)
- ▶ As a senior at Georgia Tech in 2022, appeared in 12 games (11 starts) and posted 316 yards and 3 TDs on 17 receptions (18.6 avg.)
- ▶ Hauled in 44 passes for 831 yards in two years of action at St. Francis (PA) ... Earned All-NEC honors in 2019, when he registered 779 yards and a school-record 13 TDs on 39 receptions (20.0 avg.)

## TRANSACTIONS

- ▶ **2023** - Signed by NYJ as UDFA ... **8/29/23** - Waived by NYJ ... **11/1/23** - Signed by PHI to practice squad ... **11/14/23** - Released by PHI from practice squad ... **1/2/24** - Signed by LV to practice squad ... **1/18/24** - Signed by PHI to reserve/future contract ... **8/27/24** - Waived by PHI ... **8/28/24** - Signed by PHI to practice squad ... **9/6/24** - Elevated by PHI from practice squad for Week 1 vs. Green Bay ... **9/16/24** - Elevated by PHI from practice squad for Week 2 vs. Atlanta ... **10/2/24** - Elevated by PHI from practice squad for Week 9 vs. Jacksonville ... **12/7/24** - Signed by PHI to active roster from practice squad ... **8/25/25** - Waived by PHI ... **8/27/25** - Signed by PHI to practice squad ... **10/19/25** - Elevated by PHI from practice squad for Week 7 vs. Minnesota



2025 GAME-BY-GAME STATISTICS (PHI)

Date	Opp	GP/S	Rec	Yds	Avg	Lg	TD	Snaps	Pct		
Sep 4	Dal	W	---	EAGLES PRACTICE SQUAD							
Sep 14	at KC	W	---	EAGLES PRACTICE SQUAD							
Sep 21	LAR	W	---	EAGLES PRACTICE SQUAD							
Sep 28	at TB	W	---	EAGLES PRACTICE SQUAD							
Oct 5	Den	L	---	EAGLES PRACTICE SQUAD							
Oct 9	at NYG	L	---	EAGLES PRACTICE SQUAD							
Oct 19	at Min	W	1/0	0	0	---	--	0	5	1%	
Oct 26	NYG	W	---	EAGLES PRACTICE SQUAD							
Nov 10	at GB	W	---	EAGLES PRACTICE SQUAD							
Nov 16	Det	W	---	EAGLES PRACTICE SQUAD							
Nov 23	at Dal	L	---	EAGLES PRACTICE SQUAD							
Nov 28	Chi	L	---	EAGLES PRACTICE SQUAD							
Dec 8	at LAC										
Dec 14	LV										
Dec 20	at Was										
Dec 28	at Buf										
TBD	Was										
<b>Totals</b>			<b>1/0</b>	<b>0</b>	<b>0</b>	<b>---</b>	<b>--</b>	<b>0</b>	<b>5</b>	<b>1%</b>	





# BRANDON JOHNSON (PS)

## CORNERBACK | 49



Height: 5-10 Weight: 185 DOB: March 25, 2003 (Age 22)  
 NFL Experience: Rookie (1st with Eagles) Draft: UDFA-25 by PHI  
 College: Oregon Hometown (HS): Newton, NC (Newton-Conover)

### CAREER STATISTICS

Year	Team	GP/S	TACKLES				PASS RUSH			INTERCEPTIONS					FUMBLES		DEF SNAPS		
			Total	Solo	Asst	TFL	Sacks	QBH	QBP	Int	Yds	Lg	TD	PD	FF	FR	No	Pct	
2025	Philadelphia	0/0	0	0	0	0.0	0.0	0	0	0	0	0	--	0	0	0	0	---	---
<b>Totals</b>		<b>0/0</b>	<b>0</b>	<b>0</b>	<b>0</b>	<b>0.0</b>	<b>0.0</b>	<b>0</b>	<b>0</b>	<b>0</b>	<b>0</b>	<b>0</b>	<b>--</b>	<b>0</b>	<b>0</b>	<b>0</b>	<b>0</b>	<b>---</b>	<b>---</b>

### CAREER HIGHS

Tackles	--	---
Sacks	--	---
INTs	--	---
PDs	--	---
FFs	--	---
FRs	--	---

### BIRDSEED

- ▶ Comes from an athletic family background ... His father, Wayne, played four seasons at Lenoir-Rhyne University (1991-94), while his mother, Alanda, played basketball at Lenoir-Rhyne, eclipsing the 1,000+ point mark and finishing her collegiate career as the program's all-time leader in steals with 336
- ▶ Graduated from Duke with a degree in sociology before attending the University of Oregon

### 2025 SEASON - EAGLES



### COLLEGE HIGHLIGHTS

- ▶ Played collegiately at Duke (2021-23) and Oregon (2024), appearing in 51 contests (34 starts) across the two programs, registering 173 tackles (93 solo), 20.5 TFLs, 19 PDs, 8.0 sacks, 4 FRs and 3 INTs
- ▶ In 2024, played in 14 games (eight starts), recording 45 tackles (23 solo), 6 PDs, 4.5 TFLs and 1 INT ... Helped the Ducks win the Big Ten Championship in the program's inaugural season with the conference while earning an appearance in the Rose Bowl
- ▶ As a sophomore at Duke in 2022, posted 55 tackles (30 solo), 9 PDs, 7.5 TFLs, 5.5 sacks, 2 INTs and 1 INT-TD in 13 contests (13 starts) en route to earning All-ACC Honorable Mention honors

### TRANSACTIONS

- ▶ **2025** - Signed by PHI as UDFA... **8/25/25** - Waived by PHI ... **8/27/25** - Signed by PHI to practice squad





2025 GAME-BY-GAME STATISTICS (PHI)													
Date	Opp	GP/S	Tot	Solo	Sk	Int	PD	FF	FR	Snaps	Pct		
Sep 4	Dal	W	---	EAGLES PRACTICE SQUAD									
Sep 14	at KC	W	---	EAGLES PRACTICE SQUAD									
Sep 21	LAR	W	---	EAGLES PRACTICE SQUAD									
Sep 28	at TB	W	---	EAGLES PRACTICE SQUAD									
Oct 5	Den	L	---	EAGLES PRACTICE SQUAD									
Oct 9	at NYG	L	---	EAGLES PRACTICE SQUAD									
Oct 19	at Min	W	---	EAGLES PRACTICE SQUAD									
Oct 26	NYG	W	---	EAGLES PRACTICE SQUAD									
Nov 10	at GB	W	---	EAGLES PRACTICE SQUAD									
Nov 16	Det	W	---	EAGLES PRACTICE SQUAD									
Nov 23	at Dal	L	---	EAGLES PRACTICE SQUAD									
Nov 28	Chi	L	---	EAGLES PRACTICE SQUAD									
Dec 8	at LAC												
Dec 14	LV												
Dec 20	at Was												
Dec 28	at Buf												
TBD	Was												
<b>Totals</b>			<b>0/0</b>	<b>0</b>	<b>0</b>	<b>0.0</b>	<b>0</b>	<b>0</b>	<b>0</b>	<b>0</b>	<b>0%</b>		





# FRED JOHNSON

## TACKLE | 74



Height: 6-7 Weight: 326 DOB: June 5, 1997 (Age 28)  
 NFL Experience: 7th Year (3rd with Eagles) Draft: UDFA-19 by PIT Acquired: T-Jax-25  
 College: Florida Hometown (HS): Royal Palm Beach, FL (Royal Palm Beach)

**SUPER BOWL CHAMPION: 2024 (LIX)**

### CAREER STATISTICS

Year	Team	GP/S	STARTS			OFF SNAPS	
			LT	RG	RT	No	Pct
2019	Cincinnati	6/1	1	0	0	146	13%
2020	Cincinnati	12/6	3	2	1	491	46%
2021	Cincinnati	5/1	0	0	1	90	8%
2022	Tampa Bay	5/0	0	0	0	2	1%
2023	Philadelphia	17/0	0	0	0	35	3%
2024	Philadelphia	17/6	5	0	1	481	42%
2025	Philadelphia	12/3	0	0	2	298	41%
<b>Totals</b>		<b>74/17</b>	<b>9</b>	<b>2</b>	<b>6</b>	<b>---</b>	<b>---</b>

### PLAYOFFS

Year	Team	GP/S	LT	RG	RT	No	Pct
2023	Philadelphia	1/0	0	0	0	2	3%
2024	Philadelphia	4/0	0	0	0	17	6%
<b>Totals</b>		<b>5/0</b>	<b>0</b>	<b>0</b>	<b>0</b>	<b>---</b>	<b>---</b>

### ADDITIONAL STATISTICS

**Fumble Recoveries:** 1 - 2024 (1)



**First job:** Worked at an insurance claim call center ... **Bucket list:** Travel to all seven wonders of the world and visit each continent ... **Jersey number significance:** "74 is a number I want to keep throughout my career. It means a lot." ... His grandfather passed at age 74, while Fred wore No. 74 at the time ... **Favorite TV show:** Friends

### BIRDSEED

- ▶ Represented Eagles Autism Foundation through the NFL's *My Cause My Cleats* initiative ... The foundation helps support impactful autism research and care to improve the lives of affected individuals and families while aiming to drive scientific breakthroughs
- ▶ During his time in college at Florida, mentored youth in juvenile detention centers through the VERB Kind program ... VERB Kind encourages individuals to give at-risk youth a second chance through mentoring, education and connecting them with community resources
- ▶ Named to the 2018 SEC Football Community Service Team in recognition of the hours he dedicated to community service with 17 different organizations ... Also received a spot on the 2018 Wuerffel Trophy Watch List in honor of his work in the community

### CAREER HIGHLIGHTS

- ▶ A member of the Eagles' 2024 roster that won **Super Bowl LIX**
- ▶ Contributed to the Eagles' practice squad during the 2022 campaign, when Philadelphia appeared in Super Bowl LVII ... Also a part of the Bengals' 2021 roster that advanced to Super Bowl LVI
- ▶ Has appeared in 52 games (11 starts at LT, RG and RT) through six NFL seasons with Cincinnati, Tampa Bay and Philadelphia
- ▶ Entered the NFL as a UDFA with Pittsburgh in 2019

### 2025 SEASON - EAGLES



### 2024 SEASON - EAGLES

- ▶ Appeared in all 17 regular season and four postseason contests (six starts) for Philadelphia ... Contributed to the offensive line that blocked for RB **Saquon Barkley**, who set the Eagles single-season rushing record and became the ninth NFL player to rush for 2000+ yards

### COLLEGE HIGHLIGHTS

- ▶ Played in 44 career contests and made 31 starts across four seasons at Florida ... During his career, started games at RG and RT

### TRANSACTIONS

- ▶ **2019** - Signed by PIT as UDFA ... **10/11/19** - Waived by PIT ... **10/14/19** - Claimed off waivers by CIN ... **11/6/20** - Placed on Reserve/COVID-19 ... **11/20/20** - Activated from Reserve/COVID-19 ... **3/22/22** - Signed by CIN to reserve/future contract ... **3/23/22** - Waived by CIN ... **4/4/22** - Signed by TB to reserve/future contract ... **11/1/22** - Waived by TB ... **11/8/22** - Signed by PHI to practice squad ... **2/16/23** - Signed by PHI to reserve/future contract ... **8/24/23** - Signed by PHI to 2-year contract ... **3/19/25** - Signed by JAX to 1-year contract ... **8/24/25** - Acquired by PHI in exchange for a 2026 7th-round pick



# LANE JOHNSON

## TACKLE | 65



Height: 6-6 Weight: 325 DOB: May 8, 1990 (Age 35)  
 NFL Experience: 13th Year (13th with Eagles) Draft: D1-13 (4th overall) by PHI  
 College: Oklahoma Hometown (HS): Groveton, TX (Groveton)

**SUPER BOWL CHAMPION:** 2017 (LII), 2024 (LIX) **ALL-PRO:** 2017, 2021, 2022, 2023, 2024 **PRO BOWL:** 2017, 2018, 2019, 2022, 2023, 2024

### CAREER STATISTICS

Year	Team	GP/S	STARTS		OFF SNAPS	
			LT	RT	No	Pct
2013	Philadelphia	16/16	0	16	1,102	100%
2014	Philadelphia	12/12	0	12	889	76%
2015	Philadelphia	16/16	2	14	1,156	100%
2016	Philadelphia	6/6	0	6	407	36%
2017	Philadelphia	15/15	0	15	964	85%
2018	Philadelphia	15/15	0	15	962	88%
2019	Philadelphia	12/12	0	12	773	65%
2020	Philadelphia	7/7	0	7	404	36%
2021	Philadelphia	13/13	0	13	821	73%
2022	Philadelphia	15/15	0	15	974	83%
2023	Philadelphia	16/16	0	16	981	86%
2024	Philadelphia	15/15	0	15	937	81%
2025	Philadelphia	10/10	0	10	450	67%
<b>Totals</b>		<b>168/168</b>	<b>2</b>	<b>166</b>	---	---

### PLAYOFFS

2013	Philadelphia	1/1	0	1	58	100%
2017	Philadelphia	3/3	0	3	207	100%
2018	Philadelphia	2/2	0	2	119	100%
2019	Philadelphia	0/0	0	0	0	0%
2021	Philadelphia	1/1	0	1	43	65%
2022	Philadelphia	3/3	0	3	202	92%
2023	Philadelphia	1/1	0	1	57	97%
2024	Philadelphia	4/4	0	4	253	94%
<b>Totals</b>		<b>15/15</b>	<b>0</b>	<b>15</b>	---	---

### ADDITIONAL STATISTICS

Receiving TDs: 1 - 2021 (1)



### BIRDSEED

- ▶ Nominated by the Eagles as their Walter Payton NFL Man of the Year candidate in 2023 ... The award is considered the league's most prestigious honor and recognizes players who have exhibited excellence on the field as well as a passion to impact the lives of others in their community ... Advocates for mental health awareness while raising money for numerous charities ... Has represented the Travis Manion Foundation, Waterboys, Merging Vets & Players, and Feherty's Troops First Foundation through the NFL's *My Cause My Cleats* initiative
- ▶ Opened up about his struggles with anxiety and depression in 2021 ... Aimed to help further the conversation about mental health with professional athletes ... Diagnosed with an anxiety disorder in 2008
- ▶ Recorded three holiday albums – *A Philly Special Christmas* (2022), *A Philly Special Christmas Special* (2023), and *A Philly Special Christmas Party* (2024) – with **Jason Kelce** and **Jordan Mailata** to raise millions of dollars for local charities ... In 2024, Operation Snowball provided gifts to every student in the Philadelphia public school system ... The success of the hit projects even led to *Billboard* 200 music rankings
- ▶ Co-created the OL Masterminds Summit with his friend and OL guru Duke Manyweather in 2018 ... The annual meeting brings together OL from the NFL and college to discuss the technical and mental aspects of their craft, invest in each other and advance OL appreciation
- ▶ Converted a horse barn on his property into a world-class home gym that is famously known as the "Bro Barn" ... Hosts groups of Eagles and other NFL players for competitive workouts in the offseason
- ▶ Began his collegiate career at Kilgore College (TX), where he served as the Rangers' QB playing at a 202-pound weight ... After transferring to Oklahoma as a TE in 2009, he redshirted for one year before playing TE and DE in 2010 ... Later settled in as a RT in 2011 prior to moving to the left side of the OL as a senior during the 2012 campaign

### CAREER HIGHLIGHTS

- ▶ A six-time **Pro Bowl** selection (2017, '18, '19, '22, '23, '24), five-time *Associated Press All-Pro* honoree (2017, '21, '22, '23, '24), three-time NFC Champion (2017, '22, '24) and two-time Super Bowl Champion (**Super Bowl LII** and **Super Bowl LIX**) ... One of just three players in franchise history to win multiple Super Bowls with the team (only Eagles OL)
- ▶ Is one of only two Eagles OTs to earn five AP All-Pro accolades, along with **Bob Brown** (five, 1964-68) ... Also selected to the 2nd-most Pro Bowls by an OT in franchise history, behind **Jason Peters** (seven)
- ▶ Joined **Jason Peters** (2013-16) and **Frank "Bucko" Kilroy** (1953-55) as the only Eagles OTs to register three consecutive Pro Bowl appearances, having accomplished the feat twice (2017-19 and 2022-24)
- ▶ Anchored the **Super Bowl LIX**-winning OL that helped pave the way for **Saquon Barkley** (2,005) to become the ninth member of the league's 2,000+ yard rushing club in 2024 ... Barkley set an NFL record rushing for 2,504 yards in the regular season and playoffs ... Philadelphia finished with the most combined rushing yards (3,866) in NFL history
- ▶ Has blocked for two NFL rushing champions, opening lanes for **LeSean McCoy** in 2013 (1,607) and **Saquon Barkley** in 2024 (2,005)



**First job:** Grave digger in high school ... **Biggest pet peeve:** Drivers that take a long time to make a turn ... **Hobbies:** Hunting and fishing ... **Favorite teams/athletes growing up:** Houston Rockets, Green Bay Packers and Brett Favre ... **If he could play another sport, what position/team:** Small forward, Houston Rockets ... **Favorite movie:** *Forrest Gump* ... **Favorite TV show:** *Impractical Jokers* ... **Three favorite throwback jerseys:** Hakeem Olajuwon, Rockets; Michael Vick, Falcons; Bo Jackson, Raiders



#### NOTES TO KNOW

- ▶ Owns the highest *PFF* pass-blocking grade (85.7) among NFL RTs since 2023 ... Is also 1st among RTs in knockdown percentage (0.5%) and 2nd in pressure percentage (4.1%) (min. 1,000 pass-blocking snaps)

#### 2025 SEASON - EAGLES



#### 2024 SEASON - EAGLES

- ▶ Voted to his sixth career **Pro Bowl** and received his fifth career **All-Pro** selection after leading all NFL RTs in *PFF* pass-blocking grade (88.1), knockdown percentage (0.2%) and pressure percentage (2.2%) ... Allowed 0 sacks and 1 QB hit in 451 pass-blocking opportunities
- ▶ Captained an Eagles OL that helped win the **Super Bowl LIX** Championship while blocking for **Saquon Barkley**, who paced the league with 2,005 rushing yards ... Barkley, who became the ninth all-time player to rush for 2,000+ yards in a season, also set an NFL record with 2,504 rushing yards in the regular season and playoffs ... Philadelphia registered the most combined rushing yards (3,866) in league history
- ▶ Helped the Eagles set a team record with a 103.4 passer rating

#### COLLEGE HIGHLIGHTS

- ▶ As a senior in 2012, started 11 games at LT and garnered third-team All-America honors from CBSSports.com and second-team All-Big 12 recognition from the league's coaches ... Anchored a Sooners offense that ranked 12th in the nation with 497.9 yards per game ... Posted 123 knockdowns and led the Big 12 with 19 TD-resulting blocks
- ▶ Started 12 games at RT as a junior in 2011, as Oklahoma ranked 10th nationally in scoring (39.5 ppg), 5th in total offense (512.3 ypg), 5th in passing offense (349.4 ypg) and 7th in fewest sacks allowed (11)
- ▶ Appeared in nine games as a reserve QB at Kilgore College in 2008 ... Completed 32-of-61 (52.5%) attempts for 510 yards, 3 TDs and 7 INTs, while adding 24 yards and 1 TD on 17 rushing attempts

#### TRANSACTIONS

- ▶ **2013** - Drafted by PHI in 1st round (4th overall) ... **7/23/14** - Placed on Reserve/Suspended ... **9/29/14** - Activated from Reserve/Suspended ... **1/29/16** - Signed by PHI to 6-year contract extension ... **10/11/16** - Placed on Reserve/Suspended ... **12/20/16** - Activated from Reserve/Suspended ... **11/29/19** - Signed by PHI to 4-year contract extension ... **7/29/20** - Placed on Reserve/COVID-19 ... **8/11/20** - Activated from Reserve/COVID-19 ... **12/2/20** - Placed on Reserve/Injured (ankle) ... **3/24/23** - Signed by PHI to new contract ... **3/17/25** - Agreed to terms with PHI on 1-year extension



# PATRICK JOHNSON (PS)

## OUTSIDE LINEBACKER | 48



Height: 6-2 Weight: 248 DOB: Jan. 10, 1998 (Age 27)  
 NFL Experience: 5th Year (4th with Eagles) Draft: D7-21 (234th overall) by PHI Acquired: FA-NYG-25  
 College: Tulane Hometown (HS): Chattanooga, TN (Notre Dame)

### CAREER STATISTICS

Year	Team	GP/S	TACKLES				PASS RUSH			INTERCEPTIONS					FUMBLES		DEF SNAPS	
			Total	Solo	Asst	TFL	Sacks	QBH	QBP	Int	Yds	Lg	TD	PD	FF	FR	No	Pct
2021	Philadelphia	17/2	12	7	5	1	0.0	0	1	0	0	--	0	0	0	0	111	10%
2022	Philadelphia	16/0	7	5	2	0	0.0	3	8	0	0	--	0	0	1	1	213	19%
2023	Philadelphia	15/0	1	0	1	0	0.0	0	2	0	0	--	0	0	0	0	38	3%
2024	Philadelphia	1/0	0	0	0	0	0.0	0	0	0	0	--	0	0	0	0	0	0%
	N.Y. Giants	12/0	4	0	3	0	0.0	1	2	0	0	--	0	0	0	0	46	6%
	Totals	13/0	4	0	3	0	0.0	1	2	0	0	--	0	0	0	0	---	---
2025	Philadelphia	9/0	3	2	1	1	1.0	2	6	0	0	--	0	0	0	0	115	14%
<b>Totals</b>		<b>70/2</b>	<b>26</b>	<b>14</b>	<b>12</b>	<b>1</b>	<b>1.0</b>	<b>6</b>	<b>19</b>	<b>0</b>	<b>0</b>	<b>--</b>	<b>0</b>	<b>0</b>	<b>1</b>	<b>1</b>	<b>---</b>	<b>---</b>

### PLAYOFFS

2021	Philadelphia	1/0	0	0	0	0	0.0	0	0	0	0	--	0	0	0	0	1	1%
2022	Philadelphia	3/0	1	1	0	1	0.0	0	0	0	0	--	0	0	0	0	16	10%
2023	Philadelphia	1/0	0	0	0	0	0.0	0	0	0	0	--	0	0	0	0	0	0%
<b>Totals</b>		<b>5/0</b>	<b>1</b>	<b>1</b>	<b>0</b>	<b>1</b>	<b>0.0</b>	<b>0</b>	<b>0</b>	<b>0</b>	<b>0</b>	<b>--</b>	<b>0</b>	<b>0</b>	<b>0</b>	<b>0</b>	<b>---</b>	<b>---</b>

### ADDITIONAL STATISTICS

Special Teams Tackles: 18 - 2021 (5), 2022 (4), 2023 (6), 2024 (1), 2025 (5) Postseason Special Teams Tackles: 1 - 2021 (1)

### CAREER HIGHS

Tackles	5	1/8/22 vs. Dal.
Sacks	1.0	10/9/25 at NYG
INTs	--	---
PDs	--	---
FFs	1	10/2/22 vs. Jax.
FRs	1	12/11/22 at NYG



### BIRDSEED

- ▶ Represented Girls on the Run Philadelphia as part of the league's *My Cause My Cleats* initiative ... Girls on the Run Philadelphia helps inspire girls to build their confidence, kindness and decision-making skills
- ▶ Spent his teenage years routinely scheduling workout sessions with his grandfather, Jerry Fitzgerald, a Vietnam War veteran with a passion for weightlifting ... Considered his grandfather one of his best friends growing up and learned a lot from him on how to train his body
- ▶ Did not participate in the 2020 Famous Idaho Potato Bowl due to the death of his father, Kevin, who passed away unexpectedly while visiting Patrick in New Orleans ... Had a very strong bond with his father, who also played collegiately at Tennessee-Chattanooga as a LT

### CAREER HIGHLIGHTS

- ▶ A member of the Eagles' Super Bowl LVII roster in 2022

### 2025 SEASON - EAGLES



### 2024 SEASON - EAGLES & GIANTS

- ▶ Began the season on the Eagles active roster, seeing action in one contest ... After being claimed off waivers, played the final 12 games of the season with the Giants, recording 4 tackles in 46 defensive snaps

### COLLEGE HIGHLIGHTS

- ▶ Played collegiately at Tulane, where he totaled 135 tackles (92 solo), 40 TFLs, 24.5 sacks, 11 PDs, 6 FFs and 1 FR in 49 career games ... Finished as the Green Wave's all-time sacks leader



2025 GAME-BY-GAME STATISTICS (PHI)

Date	Opp	GP/S	Tot	Solo	Sk	Int	PD	FF	FR	Snaps	Pct
Sep 4	Dal	W	1/0	0	0	0.0	0	0	0	12	20%
Sep 14	at KC	W	1/0	0	0	0.0	0	0	0	6	10%
Sep 21	LAR	W	0/0	INACTIVE							
Sep 28	at TB	W	1/0	0	0	0.0	0	0	0	15	21%
Oct 5	Den	L	1/0	0	0	0.0	0	0	0	8	11%
Oct 9	at NYG	L	1/0	2	1	1.0	0	0	0	22	32%
Oct 19	at Min	W	1/0	1	1	0.0	0	0	0	26	38%
Oct 26	NYG	W	1/0	0	0	0.0	0	0	0	26	50%
Nov 10	at GB	W	1/0	0	0	0.0	0	0	0	0	0%
Nov 16	Det	W	---	EAGLES PRACTICE SQUAD							
Nov 23	at Dal	L	---	EAGLES PRACTICE SQUAD							
Nov 28	Chi	L	---	0	0	0.0	0	0	0	0	0%
Dec 8	at LAC										
Dec 14	LV										
Dec 20	at Was										
Dec 28	at Buf										
TBD	Was										
<b>Totals</b>			<b>8/0</b>	<b>3</b>	<b>2</b>	<b>1.0</b>	<b>0</b>	<b>0</b>	<b>0</b>	<b>115</b>	<b>22%</b>



- ▶ Garnered first-team All-AAC accolades following his senior campaign in 2020, when he notched 14.5 TFLs and 10.0 sacks
- ▶ As a junior in 2019, started all 13 games and led Tulane’s defense in TFLs (8.5) and sacks (4.0) en route to second-team All-AAC honors
- ▶ Played in all 13 contests (12 starts) as a sophomore in 2018 and received All-AAC recognition after leading the team and ranking 2nd in the conference with a career-high 10.5 sacks

TRANSACTIONS

- ▶ **2021** - Drafted by PHI in 7th round (234th overall) ... **9/16/24** - Waived by PHI ... **9/17/24** - Claimed off waivers by NYG ... **3/24/25** - Signed by PHI ... **8/25/25** - Released by PHI ... **8/27/25** - Signed by PHI to practice squad ... **9/8/25** - Signed by PHI to active roster from practice squad ... **11/4/25** - Released by PHI ... **11/5/25** - Signed by PHI to practice squad ... **11/10/25** - Elevated by PHI from practice squad for Week 10 vs. Green Bay ... **11/28/25** - Elevated by PHI from practice squad for Week 13 vs. Chicago

**Nicknames:** PJ or Pat ... **Hobbies:** Love to golf and is around a 6-10 handicap ... **Bucket list:** Start his own training gym and also travel to Europe ... **Biggest pet peeve:** When someone doesn’t live up to their word ... **Biggest influence:** “My father. Me and him, we bonded over football a lot. He actually played in college. Me and him were very, very close and very similar people” ... **Players he models his game after:** Marvin Ingram, Khalil Mack and Von Miller ... **Desired talent:** Ability to play piano ... **If he could play another sport:** Golf on the PGA Tour ... **Favorite TV shows:** *Game of Thrones* ... **Favorite meal:** Hibachi ... **Favorite athletes growing up:** Derek Jeter



# CAM JURGENS

CENTER | 51



Height: 6-3 Weight: 303 DOB: Aug. 21, 1999 (Age 26)  
 NFL Experience: 4th Year (4th with Eagles) Draft: D2-22 (51st overall) by PHI  
 College: Nebraska Hometown (HS): Beatrice, NE (Beatrice)

SUPER BOWL CHAMPION: 2024 (LIX) PRO BOWL: 2024

### CAREER STATISTICS

Year	Team	GP/S	STARTS		OFF SNAPS	
			C	RG	No	Pct
2022	Philadelphia	17/0	0	0	35	3%
2023	Philadelphia	11/11	0	11	654	57%
2024	Philadelphia	16/16	16	0	1,068	92%
2025	Philadelphia	10/10	10	0	558	77%
<b>Totals</b>		<b>54/37</b>	<b>26</b>	<b>11</b>	---	---

PLAYOFFS						
Year	Team	GP/S	C	RG	No	Pct
2022	Philadelphia	3/0	0	0	9	4%
2023	Philadelphia	1/1	0	1	59	100%
2024	Philadelphia	4/3	3	0	217	81%
<b>Totals</b>		<b>8/4</b>	<b>3</b>	<b>1</b>	---	---

**Bucket list:** Play golf at Augusta National and Sandhills ... **Dream job outside of playing football:** "Probably a NASCAR driver, especially when I was a real little kid." ... **Favorite athletes growing up:** "Lavonte David and Ndamukong Suh. I was a big Huskers football fan, so those were guys I looked up to." ... **Favorite movies:** "I've got a lot. I'd put *Warrior* up there. *The Departed* and *Titanic*, both are fire." ... **Favorite TV show:** *Yellowstone* ... **Favorite music:** Jon Pardi, Whiskey Myers, and Zach Bryan ... **Favorite food:** Buffalo wings with ranch



### BIRDSEED

- ▶ Grew up in a family that has farmed cattle, corn, hay, soybeans and more for over 100 years ... His great grandfather established Jurgens Farms in the small town of Pickrell, NE in 1907 ... Attributes his hard work, attention to detail, and humility to being raised on a farm
- ▶ Built his own beef jerky business with the assistance of family and friends ... Originally a product of NIL, "Jurgy," whose title comes from Jurgens' nickname, is a proud distributor of Midwest beef jerky that comes in five different flavors — original, hot honey, cracked pepper, mango habanero and teriyaki — and sells apparel on its site (jurgy.co) ... Jurgens serves as the "Chief Beef Officer" of the company
- ▶ Supported the Team Jack Foundation through the NFL's *My Cause My Cleats* campaign in 2024 ... The organization works to fund impactful childhood brain cancer research and raise national awareness ... Has also represented the Eagles Autism Foundation through *MCMC*

### CAREER HIGHLIGHTS

- ▶ Garnered **Pro Bowl** accolades following his first season as the team's starting center in 2024 ... Became the youngest Eagles center to earn Pro Bowl recognition since **Ken Farragut** at 25 years old in 1953
- ▶ Blocked for a **Super Bowl LIX**-winning OL that helped **Saquon Barkley** (2,005) become just the ninth player in NFL history to join the 2,000+ yard rushing club in 2024 ... Barkley established a league record with 2,504 rushing yards in the regular season and playoffs ... The Eagles totaled the most combined rushing yards (3,866) in NFL history
- ▶ A member of the Eagles' Super Bowl LVII roster in 2022

### 2025 SEASON - EAGLES



### 2024 SEASON - EAGLES

- ▶ Earned his first career **Pro Bowl** after taking over as the club's starting center ... At 25 years old, became the youngest Eagles center to produce a Pro Bowl campaign since **Ken Farragut** in 1953 (also 25)
- ▶ Contributed to the Eagles' **Super Bowl LIX**-winning OL that paved the way for **Saquon Barkley**, who finished as the NFL's rushing champion with 2,005 yards ... Barkley, who became the ninth all-time member of the league's 2,000+ yard rushing club, set an NFL record with 2,504 rushing yards in the regular season and playoffs ... Philadelphia also combined for the most rushing yards (3,866) in league history
- ▶ Helped the Eagles set a team record in passer rating (103.4)

**COLLEGE HIGHLIGHTS**

- ▶ Started 31 of 32 career games at Nebraska (2018-21) ... Earned All-Big Ten accolades from the league's coaches and media after his junior season in 2021 ... Became the first Huskers freshman (true or redshirt) to start a game at center since 1972 ... Originally recruited as a TE and appeared in one game at the position

**TRANSACTIONS**

- ▶ **2022** - Drafted by PHI in 2nd round (51st overall) ... **10/7/23** - Placed on Reserve/Injured (foot) ... **11/18/23** - Activated from Reserve/Injured (foot) ... **4/21/25** - Agreed to terms with PHI on 4-year contract extension



# DREW KENDALL

CENTER/GUARD | 66



Height: 6-4 Weight: 308 DOB: Nov. 27, 2001 (Age 24)  
 NFL Experience: Rookie (1st with Eagles) Draft: D5c-25 (168th overall) by PHI  
 College: Boston College Hometown (HS): Norwell, MA (Noble and Greenough)

### CAREER STATISTICS

Year	Team	GP/S	STARTS			OFF SNAPS	
			LG	C	RG	No	Pct
2025	Philadelphia	3/0	0	0	0	4	1%
<b>Totals</b>		<b>3/0</b>	<b>0</b>	<b>0</b>	<b>0</b>	<b>---</b>	<b>---</b>



### BIRDSEED

- ▶ Wears No. 66 in honor of his father, **Pete Kendall**, a 1st-round selection by the Seattle Seahawks in the 1996 NFL Draft ... Pete started 188 of his 189 career games played from 1996-2008
- ▶ Prepped at Noble and Greenough (MA) School, where he played football and lacrosse ... Played guard, center and DE
- ▶ Rated a four star recruit and the No. 1 recruit in Massachusetts by 247Sports, ESPN and Rivals.com ... Also was ranked the No. 5 recruit in the nation by Rivals and the No. 11 OG in the country by 247Sports

### 2025 SEASON - EAGLES



### COLLEGE HIGHLIGHTS

- ▶ Started 37 of 39 career games at Boston College (2021-24) ... Earned All-ACC first-team accolades as a redshirt junior in 2024 after posting a team-best 83.1 pass-block grade and 76.8 offensive grade via *Pro Football Focus*
- ▶ In 2023, started all 13 games at center, anchoring an offensive line that paved the way for 198.8 rushing yards per game, ranking 13th-best in the FBS and 2nd in the ACC ... Aided the Golden Eagles in increasing the team's win total by four from the previous season

### TRANSACTIONS

- ▶ **2025** - Drafted by PHI in 5th round (168th overall)

**Nickname:** DK ... **Hobbies:** Golfing and playing video games ... **Surprisingly good at:** Lacrosse, played midfield in high school and considered playing in college ... **If he could play another sport:** Would be a stretch forward for the Celtics ... **Alternate career choice:** Coaching ... **One food he would never eat:** Beets ... **Favorite movie:** *Interstellar* ... **Favorite sports moment:** Seeing the Celtics win the 2024 NBA Finals



# WILLIE LAMPKIN (IR)

GUARD/CENTER | 61



Height: 5-11 Weight: 290 DOB: Jan. 22, 2002 (Age 23)  
 NFL Experience: Rookie (1st with Eagles) Draft: UDFA-25 by LAR Acquired: W-LAR-25  
 College: North Carolina Hometown (HS): Lakeland, FL (Lakeland)

### CAREER STATISTICS

Year	Team	GP/S	STARTS			OFF SNAPS	
			LG	C	RG	No	Pct
2025	Philadelphia	0/0	0	0	0	0	0%
<b>Totals</b>		<b>0/0</b>	<b>0</b>	<b>0</b>	<b>0</b>	<b>---</b>	<b>---</b>

### BIRDSEED

- ▶ During his senior year of high school, he was ranked as the No. 1 wrestler in Class 2A with a perfect record of 47-0 ... Won his weight class with a perfect 9-0 record at the 2019 Disney Duals
- ▶ Rated a three-star recruit by ESPN and by 247Sports Composite ... Played on the offensive and defensive lines at Lakeland High School

### 2025 SEASON - EAGLES



### COLLEGE HIGHLIGHTS

- ▶ Played collegiately at Coastal Carolina (2020-22) and North Carolina - (2023-24) ... Started all 11 games as a junior in 2021, blocking for an offense that averaged 299.2 yards passing per game (14th NCAA/1st ACC), 192.1 yards rushing per game (7th NCAA/1st ACC), and 34.5 points per game (20th NCAA/2nd ACC)

### TRANSACTIONS

- ▶ **2025** - Signed by LAR as UDFA ... **8/26/25** - Waived by LAR ... **8/27/25** - Signed by PHI to active roster ... **8/29/25** - Placed on Reserve/Injured





# CAMERON LATU

TIGHT END | 36

*(pronounced LAH-too)*

Height: 6-5 Weight: 244 DOB: Feb. 24, 2000 (Age 25)

NFL Experience: 2nd Year (1st with Eagles) Draft: D3c-23 (101st overall) by SF Acquired: FA-25

College: Alabama Hometown (HS): Holladay, UT (Olympus)



### CAREER STATISTICS

Year	Team	GP/S	RECEIVING					OFF SNAPS	
			Rec	Yds	Avg	Lg	TD	No	Pct
2025	Philadelphia	11/1	0	0	---	--	0	54	7%
<b>Totals</b>		<b>11/1</b>	<b>0</b>	<b>0</b>	<b>---</b>	<b>--</b>	<b>0</b>	<b>---</b>	<b>---</b>

### ADDITIONAL STATISTICS

Special Teams Tackles: 9 - 2025 (9) Blocked Punts: 1 - 2025 (1)



### BIRDSEED

- ▶ Grew up playing rugby in Chisolm, MN, before moving to Utah when he was 13 years old ... When he arrived to Utah, he played DE at Olympus (UT) High School, posting 43 tackles, 11 TFLs and 6.0 sacks for the Titans his senior season in 2017 ... Finished his career as one of the top weakside DEs in the country in the 2018 signing class ... Was recruited to Alabama originally to play LB, before **Nick Saban** and **Steve Sarkisian** suggested he make the move to TE
- ▶ Has a twin brother named Nathan, who played DE at Oklahoma State and briefly spent time with the New Orleans Saints in 2024
- ▶ Majored in communications at Alabama

### CAREER HIGHLIGHTS

- ▶ Selected by the San Francisco 49ers in the 3rd round (101st overall) of the 2023 NFL Draft when the team advanced to Super Bowl LVII

### 2025 SEASON - EAGLES

- ▶ Blocked a Buccaneers P **Riley Dixon** punt that was recovered by **Sydney Brown** and returned 35 yards for a TD with 12:51 remaining in the first quarter of the 31-25 win at Tampa Bay (9/28/25)

### 2024 SEASON - BROWNS

- ▶ Spent the majority of the regular season on Cleveland's practice squad

### COLLEGE HIGHLIGHTS

- ▶ Played collegiately at Alabama (2018-22), appearing in 26 games and recording 56 catches, 787 yards (14.1 avg), and 12 TDs ... A member of Alabama's 2020 CFP National Championship team
- ▶ Set the Alabama record for TD receptions by a TE with 8 catches during his junior season in 2021, ranking 7th in the SEC

### TRANSACTIONS

- ▶ **2023** - Drafted by SF in 3rd round (101st overall) ... **8/29/23** - Placed on Reserve/Injured (knee) ... **8/27/24** - Waived by SF ... **8/29/24** - Signed by CLE to practice squad ... **12/17/24** - Waived by CLE ... **12/31/24** - Signed by CLE to practice squad ... **1/13/25** - Waived by CLE ... **1/21/25** - Signed by PHI to reserve/future contract ... **8/25/25** - Waived by PHI ... **8/27/25** - Signed by PHI to practice squad ... **9/13/25** - Elevated by PHI from practice squad for Week 2 at Kansas City ... **9/20/25** - Elevated by PHI from Week 3 vs. Los Angeles ... **9/24/25** - Signed by PHI to active roster from practice squad



2025 GAME-BY-GAME STATISTICS (PHI)

Date	Opp	GP/S	Rec	Yds	Avg	Lg	TD	Snaps	Pct	
Sep 4	Dal	W	EAGLES PRACTICE SQUAD							
Sep 14	at KC	W	1/0	0	0	---	--	0	6	10%
Sep 21	LAR	W	1/0	0	0	---	--	0	5	7%
Sep 28	at TB	W	1/0	0	0	---	--	0	8	14%
Oct 5	Den	L	1/0	0	0	---	--	0	2	3%
Oct 9	at NYG	L	1/0	0	0	---	--	0	7	12%
Oct 19	at Min	W	1/0	0	0	---	--	0	3	6%
Oct 26	NYG	W	1/0	0	0	---	--	0	9	15%
Nov 10	at GB	W	1/1	0	0	---	--	0	5	8%
Nov 16	Det	W	1/0	0	0	---	--	0	1	1%
Nov 23	at Dal	L	1/0	0	0	---	--	0	3	5%
Nov 28	Chi	L	1/0	0	0	---	--	0	5	9%
Dec 8	at LAC									
Dec 14	LV									
Dec 20	at Was									
Dec 28	at Buf									
TBD	Was									
<b>Totals</b>			<b>11/1</b>	<b>0</b>	<b>0</b>	<b>---</b>	<b>--</b>	<b>0</b>	<b>54</b>	<b>7%</b>





# JORDAN MAILATA

## TACKLE | 68

(pronounced my-LOT-uh)

Height: 6-8 Weight: 365 DOB: March 31, 1997 (Age 27)  
 NFL Experience: 8th Year (8th with Eagles) Draft: D7-18 (233rd overall) by PHI  
 Hometown (HS): Sydney, Australia (Condell Park)



SUPER BOWL CHAMPION: 2024 (LIX) ALL-PRO: 2024

### CAREER STATISTICS

Year	Team	GP/S	STARTS		OFF SNAPS	
			LT	RT	No	Pct
2018	Philadelphia	0/0	0	0	0	0%
2019	Philadelphia	0/0	0	0	0	0%
2020	Philadelphia	15/10	9	1	731	65%
2021	Philadelphia	14/14	12	2	914	82%
2022	Philadelphia	16/16	16	0	1,026	87%
2023	Philadelphia	17/17	17	0	1,147	100%
2024	Philadelphia	12/12	12	0	802	69%
2025	Philadelphia	12/12	12	0	726	100%
<b>Totals</b>		<b>86/81</b>	<b>78</b>	<b>3</b>	<b>---</b>	<b>---</b>

### PLAYOFFS

Year	Team	GP/S	LT	RT	No	Pct
2021	Philadelphia	1/1	1	0	66	100%
2022	Philadelphia	3/3	3	0	219	100%
2023	Philadelphia	1/1	1	0	59	100%
2024	Philadelphia	4/4	4	0	268	100%
<b>Totals</b>		<b>9/9</b>	<b>9</b>	<b>0</b>	<b>---</b>	<b>---</b>



### BIRDSEED

- ▶ A former rugby player from Australia who had never played a snap of football prior to being selected by the Eagles in the 2018 NFL Draft
- ▶ Played professional rugby for the South Sydney Rabbitohs, a club that is owned by actor Russell Crowe ... Was not afforded a large salary as a member of the team's second unit ... Earned his keep by waking up at 5 a.m. most mornings to work on a high-end demolition crew
- ▶ Did not initially receive his family's blessing to leave Australia, though they eventually granted permission ... Departed from his home at 20 years old to pursue a career in a sport he had never played before
- ▶ Is a supremely talented singer, having appeared on FOX's *The Masked Singer* in 2022 ... Was unmasked during the third episode after he performed the songs "Wanted Dead or Alive" by Bon Jovi, "Perfect" by Ed Sheeran and "Classic" by MKTO ... Went viral after singing "Tennessee Whiskey" by Chris Stapleton in a team meeting early in his career
- ▶ Recorded three holiday albums – *A Philly Special Christmas* (2022), *A Philly Special Christmas Special* (2023), and *A Philly Special Christmas Party* (2024) – with **Jason Kelce** and **Lane Johnson** to raise millions of dollars for local charities ... In 2024, Operation Snowball provided gifts to every student in the Philadelphia public school system ... The success of the hit projects even led to *Billboard* 200 music rankings
- ▶ Has built an inseparable friendship with **Landon Dickerson** ... Served as the best man at Dickerson's wedding during the 2023 offseason
- ▶ Previously supported the American Association for Cancer Research through the NFL's *My Cause My Cleats* initiative ... The AACR aims to prevent and cure cancer through research, education, communication, collaboration, science policy and advocacy ... Chose to support AACR due to his wife's mother, who is a colon cancer survivor

### CAREER HIGHLIGHTS

- ▶ Earned second-team **All-Pro** honors in 2024 after producing the best *Pro Football Focus* offensive grade (96.9) in the NFL ... Also ranked 1st in run-blocking grade (94.9) and 2nd in pass-blocking grade (91.7)
- ▶ A member of the **Super Bowl LIX**-winning OL that paved the way for **Saquon Barkley** (2,005) to become the ninth member of the league's 2,000+ yard rushing club in 2024 ... Barkley set an NFL record rushing for 2,504 yards in the regular season and playoffs ... Philadelphia finished with the most combined rushing yards (3,866) in NFL history
- ▶ Voted a Pro Bowl alternate in 2022, 2023 and 2024 ... Blocked for an offense that made a Super Bowl LVII appearance in 2022

### NOTES TO KNOW

- ▶ Owns the 3rd-highest *PFF* offensive grade (92.5) among NFL tackles since 2022, trailing only **Trent Williams** (94.7) and **Penei Sewell** (94.6) in that category



**First job:** McDonald's ... **Hobbies:** Playing guitar ... **Desired talent:** Swimming ... **If he could play another sport:** Horse jockey ... **Player he models his game after:** Jason Peters ... **Favorite athlete growing up:** Usain Bolt ... **Moment left starstruck:** Getting drafted ... **Favorite sports moment:** Winning the Rugby Grand Final when he was 14 years old ... **Favorite quote:** "You think darkness is your ally? I was born in it, molded by it." - Bane, *The Dark Knight Rises* ... **Favorite movies:** *The Lord of the Rings* trilogy and *Star Wars* movies ... **Favorite TV show:** *The Walking Dead* ... **Favorite music:** Everything

#### 2025 SEASON - EAGLES




#### 2024 SEASON - EAGLES

- ▶ Received second-team **All-Pro** recognition after leading the NFL in *PFF* offensive grade (96.9) ... Also finished 1st in run-blocking grade (94.9) and 2nd in pass-blocking grade (91.7), behind **Tristan Wirfs** (93.7) ... Allowed just 1 sack and 1 QB hit in 406 pass-blocking snaps, marking the 3rd-best knockdown percentage (0.3%) among NFL tackles
- ▶ Anchored the Eagles' **Super Bowl LIX**-winning OL and opened way for **Saquon Barkley**, who finished as the league's rushing champion with 2,005 yards ... Barkley, who became the ninth player in NFL history to reach 2,000+ rushing yards in a season, also set an NFL record with 2,504 rushing yards in the regular season and playoffs ... Philadelphia tallied the most combined rushing yards (3,866) in league history
- ▶ Helped the Eagles set a team record with a 103.4 passer rating

#### TRANSACTIONS

- ▶ **2018** - Drafted by PHI in 7th round (233rd overall) ... **12/14/18** - Placed on Reserve/Injured (back) ... **9/21/19** - Placed on Reserve/Injured (back) ... **7/29/20** - Placed on Reserve/COVID-19 ... **8/13/20** - Activated from Reserve/COVID-19 ... **9/11/21** - Signed by PHI to 4-year contract extension ... **4/4/24** - Agreed to terms with PHI on 3-year contract extension ... **10/18/24** - Placed on Reserve/Injured (hamstring) ... **11/13/24** - Activated from Reserve/Injured (hamstring)



# JAKE MAJORS (PS)

CENTER/GUARD | 75



Height: 6-3 Weight: 315 DOB: Jan. 17, 2002 (Age 23)  
 NFL Experience: Rookie (1st with Eagles) Draft: UDFA-25 Acquired: FA-25  
 College: Texas Hometown (HS): Prosper, TX (Prosper)

### CAREER STATISTICS

Year	Team	GP/S	STARTS		OFF SNAPS	
			C	RG	No	Pct
2025	Philadelphia	0/0	0	0	---	---
<b>Totals</b>		<b>0/0</b>	<b>0</b>	<b>0</b>	<b>---</b>	<b>---</b>



### BIRDSEED

- ▶ Attended Prosper (TX) for High School, where he was an All-American, all-state performer and three-time all-district honoree
- ▶ Selected to participate in the 2020 Under Armour All-America Game ... Rated No. 64 on the ESPN300, No.1 at offensive guard and No. 11 overall player in Texas by ESPN
- ▶ Majored in business management while at Texas ... Was selected to the Big 12 Commissioner's Honor Roll seven times

### 2025 SEASON - EAGLES



### COLLEGE HIGHLIGHTS

- ▶ Played collegiately at Texas (2020-24) seeing action in 57 games with a program-record 56 starts
- ▶ In 2023, earned a All-Big 12 honorable mention honors and was a semifinalist for the Joe Moore Award ... Anchored an offensive line that helped the Longhorns have a 1,000-yard and 600-yard RB duo for the 5th-time in team history

### TRANSACTIONS

- ▶ **2025** - Signed by TB as an UDFA ... **9/4/25** - Waived by TB ... **9/9/25** - Signed by PHI to practice squad



# BRADEN MANN

## PUNTER | 10



Height: 5-11 Weight: 198 DOB: Nov. 24, 1997 (Age 28)  
 NFL Experience: 6th Year (3rd with Eagles) Draft: D6-20 (191st overall) by NYJ Acquired: FA-23  
 College: Texas A&M Hometown (HS): Cypress, TX (Cypress Fairbanks)

**SUPER BOWL CHAMPION: 2024 (LIX)**

### CAREER STATISTICS

Year	Team	GP	No	Yds	Avg	Lg	TB	In20	Opp Ret	Opp Yds	Net Yds	Net Avg	Blk	ST
2020	N.Y. Jets	16	82	3,598	43.9	60	5	19	38	446	3,052	37.2	0	4
2021	N.Y. Jets	10	41	1,875	45.7	63	1	14	16	151	1,704	40.6	1	0
2022	N.Y. Jets	17	83	3,889	46.9	72	8	27	32	363	3,366	40.6	0	0
2023	Philadelphia	15	44	2,190	49.8	63	1	15	27	237	1,933	43.9	0	0
2024	Philadelphia	17	54	2,633	48.8	70	7	20	24	179	2,306	42.1	1	0
2025	Philadelphia	12	56	2,803	50.1	70	6	16	27	309	2,374	42.4	0	0
<b>Totals</b>		<b>87</b>	<b>360</b>	<b>16,988</b>	<b>47.2</b>	<b>72</b>	<b>28</b>	<b>111</b>	<b>164</b>	<b>1,685</b>	<b>14,743</b>	<b>40.7</b>	<b>2</b>	<b>4</b>

### PLAYOFFS

2023	Philadelphia	1	4	188	47.0	57	0	0	2	24	164	41.0	0	0
2024	Philadelphia	4	13	621	47.8	63	2	6	5	52	529	40.7	0	0
<b>Totals</b>		<b>5</b>	<b>17</b>	<b>809</b>	<b>47.6</b>	<b>63</b>	<b>2</b>	<b>6</b>	<b>7</b>	<b>76</b>	<b>693</b>	<b>40.8</b>	<b>0</b>	<b>0</b>

### ADDITIONAL STATISTICS

**Kickoffs:** 150 - 2020 (28), 2021 (22), 2022 (14), 2024 (86) **Postseason Kickoffs:** 1 - 2023 (1) **Passing:** 2/3 - 45 - 2022 (1/2-17), 2023 (1/1-28) **Rushing:** 1-4 - 2022 (1-4)

**Postseason Special Teams Tackles:** 1 - 2024 (1)

### CAREER HIGHS

<b>Punts</b>	10	3x, last: 11/20/22 at NE
<b>Punt Yards</b>	497	1/9/22 at Buf.
<b>Punt Long</b>	72	10/23/22 at Den.
<b>Inside 20</b>	5	2x, last: 12/1/24 at Bal.
<b>Gross Average</b>	59.0	11/27/22 vs. Chi.
<b>Net Average</b>	53.0	11/27/22 vs. Chi.



### BIRDSEED

- ▶ Has supported the KB Foundation through the NFL's *My Cause My Cleats* initiative ... The organization is dedicated to empowering and mentoring Philadelphia-area youth through educational, recreational and hands-on learning experiences
- ▶ Originally played LB at Cypress Fairbanks (TX) High School ... After fracturing his back during his freshman season, he refused to quit football and instead switched his focus to learning how to kick and punt ... Following the change of position, went on to become an Under Armour All-American and was rated the No. 2 kicker recruit in the country

### CAREER HIGHLIGHTS

- ▶ Punted during the Eagles **Super Bowl LIX**-winning campaign in 2024 ... Held for **Jake Elliott**, helping him eclipse **Don Chandler's** 1968 record of total points by a kicker (15) in a Super Bowl history
- ▶ In his first year with the Eagles in 2023, established single-season franchise records in both gross (49.8) and net (43.9) punting average
- ▶ Spent the first three seasons of his NFL career with the Jets (2020-22) ... Totaled 206 punts for 9,362 yards and a 45.4 gross punting average and 39.2 net punting average in 43 career games with New York

### 2025 SEASON - EAGLES



### 2024 SEASON - EAGLES

- ▶ Totaled 621 yards and 13 punts (47.8 avg) during the **Super Bowl LIX**-winning postseason run ... Held for **Jake Elliott**, who made 4-of-4 kicks in the Super Bowl, breaking **Don Chandler's** record (1968, 15 points) of most points scored by a kicker in a Super Bowl



2025 GAME-BY-GAME STATISTICS (PHI)

Date	Opp		No	Yds	Avg	Net	Lg	TB	In20	Blk
Sep 4	Dal	W	3	146	48.7	48.7	51	0	2	0
Sep 14	at KC	W	5	274	54.8	42.4	70	1	1	0
Sep 21	LAR	W	4	222	55.5	42.3	64	0	0	0
Sep 28	at TB	W	7	363	51.9	37.6	63	0	2	0
Oct 5	Den	L	7	359	51.3	39.6	69	2	0	0
Oct 9	at NYG	L	4	214	53.5	46.5	59	0	1	0
Oct 19	at Min	W	3	146	48.7	40.9	53	1	1	0
Oct 26	NYG	W	1	57	57.0	57.0	57	0	0	0
Nov 10	at GB	W	5	238	47.6	39.2	66	1	1	0
Nov 16	Det	W	7	289	41.3	40.9	48	0	4	0
Nov 23	at Dal	L	5	250	50.0	49.8	58	0	3	0
Nov 28	Chi	L	5	245	49.0	42.6	63	1	1	0
Dec 8	at LAC									
Dec 14	LV									
Dec 20	at Was									
Dec 28	at Buf									
TBD	Was									
<b>Totals</b>			<b>56</b>	<b>2,803</b>	<b>50.1</b>	<b>42.4</b>	<b>70</b>	<b>6</b>	<b>16</b>	<b>0</b>

Nickname: "My family calls me 'B.' No one has come up with that creative of a nickname. I need to find one." ... Hobbies: Golfing, cornhole, darts, other mini-games ... Bucket list: Travel to Africa and Italy ... Little known fact: Has done Taekwondo for 13 years while only playing football for 12 years ... If he could witness any sports moment: Tiger Woods winning The Masters in 2019 ... Favorite movie: *Interstellar* ... Favorite music/artists: Hip-hop (Lil Wayne is his all-time favorite)

- ▶ Totaled 307 yards and 6 punts (51.2 avg) in the 24-19 win at Baltimore (12/1/24) ... Tied his career-high with 5 punts inside the 20-yard line, including 2 punts inside the 10-yard line

COLLEGE HIGHLIGHTS

- ▶ Played collegiately at Texas A&M (2016-19), where he produced 109 punts for 5,328 yards (48.9 avg.) in 52 career appearances
- ▶ Voted the recipient of the Ray Guy Award (nation's top punter) in 2018 ... Also received SEC Special Teams Player of the Year honors and was recognized as a unanimous All-America selection ... Established an NCAA record with a 51.0 punting average ... Set the NCAA record for single-game punting average (60.8 at Alabama) and single-season 60+ yard punts (14) ... Served as a kickoff specialist from 2016-17

TRANSACTIONS

- ▶ **2020** - Drafted by NYJ in 6th round (191st overall) ... **9/15/21** - Placed on Reserve/Injured (knee) ... **11/13/21** - Activated from Reserve/Injured (knee) ... **4/13/23** - Waived by NYJ ... **4/14/23** - Claimed off waivers by PIT ... **8/30/23** - Waived by PIT ... **9/18/23** - Signed by PHI to practice squad ... **9/25/23** - Elevated by PHI from practice squad for Week 3 at Tampa Bay ... **9/30/23** - Elevated by PHI from practice squad for Week 4 vs. Washington ... **10/7/23** - Elevated by PHI from practice squad for Week 5 at L.A. Rams ... **10/12/23** - Signed by PHI to active roster from practice squad ... **3/12/24** - Signed by PHI to 2-year extension





# TERRACE MARSHALL (PS)

## WIDE RECEIVER | 85



Height: 6-2 Weight: 200 DOB: June 9, 2000 (Age 25)  
 NFL Experience: 5th Year (1st with Eagles) Draft: D2-21 (59th overall) by CAR Acquired: FA-LV-25  
 College: LSU Hometown (HS): Bossier City, LA (Parkway)

### CAREER STATISTICS

Year	Team	GP/S	RECEIVING					OFF SNAPS	
			Rec	Yds	Avg	Lg	TD	No	Pct
2021	Carolina	13/3	17	138	8.1	23	0	422	37%
2022	Carolina	14/9	28	490	17.5	43	1	645	63%
2023	Carolina	9/4	19	139	7.3	14	0	335	29%
2024	Las Vegas	7/1	3	41	13.7	28	0	140	12%
2025	Philadelphia	0/0	0	0	---	--	0	0	0%
<b>Totals</b>		<b>43/17</b>	<b>67</b>	<b>808</b>	<b>12.1</b>	<b>43</b>	<b>1</b>	<b>---</b>	<b>---</b>

### ADDITIONAL STATISTICS

Fumbles/Lost: 3/0 - 2022 (2/0), 2023 (1/0)

### CAREER HIGHS

Receptions	9	10/1/23 vs. Min.
Receiving Yards	87	10/30/22 at Atl.
Receiving Long	43	11/10/22 vs. Atl.
Receiving TDs	1	11/6/22 at Cin.

### 2025 GAME-BY-GAME STATISTICS (PHI)

Date	Opp	GP/S	Rec	Yds	Avg	Lg	TD	Snaps	Pct
Sep 4	Dal	W	---	EAGLES PRACTICE SQUAD					
Sep 14	at KC	W	---	EAGLES PRACTICE SQUAD					
Sep 21	LAR	W	---	EAGLES PRACTICE SQUAD					
Sep 28	at TB	W	---	EAGLES PRACTICE SQUAD					
Oct 5	Den	L	---	EAGLES PRACTICE SQUAD					
Oct 9	at NYG	L	---	EAGLES PRACTICE SQUAD					
Oct 19	at Min	W	---	EAGLES PRACTICE SQUAD					
Oct 26	NYG	W	---	EAGLES PRACTICE SQUAD					
NOT ON NFL ROSTER									
NOT ON NFL ROSTER									
NOT ON NFL ROSTER									
NOT ON NFL ROSTER									
Dec 8	at LAC								
Dec 14	LV								
Dec 20	at Was								
Dec 28	at Buf								
TBD	Was								
<b>Totals</b>		<b>0/0</b>	<b>0</b>	<b>0</b>	<b>---</b>	<b>--</b>	<b>0</b>	<b>0</b>	<b>0%</b>

### BIRDSEED

- ▶ His uncle, **Joe Delaney**, was a 2nd-round pick by the Kansas City Chiefs in 1981 ... He tragically passed in 1983 after saving multiple children from drowning at a pond in Louisiana ... Delaney was awarded the Presidential Citizens Medal by President Ronald Reagan in July of 1983
- ▶ Was the unanimous No. 1 high school prospect out of Louisiana and No. 2 ranked WR in the country ... As a junior at Parkway (LA) High School, earned the *Shreveport Times* Male Athlete of the Year

### CAREER HIGHLIGHTS

- ▶ Spent first four years of career with Carolina (2021-23) and Las Vegas (2024), playing in 43 games (17 starts) and totaling 808 yards on 67 catches (12.1 avg) with 1 TD

### 2025 SEASON - EAGLES



### 2024 SEASON - 49ERS & RAIDERS

- ▶ Saw action in seven games (one start), playing 140 offensive snaps and adding 41 yards on 3 touches (13.7 avg)





#### COLLEGE HIGHLIGHTS

- ▶ Played collegiately at LSU (2018-20), appearing in 32 games (27 starts) ... Registered 1,594 yards on 106 catches (15.0 avg.) ... Concluded his career with the 4th-most TD receptions in program history (23) ... Also is one of only six players in school history to register 1,500+ receiving yards and 20+ TDs ... As a junior in 2020, led the Tigers in receptions (48), receiving yards (731) and TDs (10) ... Ranked 3rd in the SEC in catches per game (6.9) and TDs
- ▶ Played a pivotal role in the Tigers' 2019 CFP National Championship winning-team ... Caught 46 passes and for 671 yards (14.6 avg.) with 13 TDs, which are the 3rd-most in a single-season in school history, behind only **Ja'marr Chase** (20, 2019) and **Justin Jefferson** (18, 2019)

#### TRANSACTIONS

- ▶ **2021** - Drafted by CAR in 2nd round (59th overall) ... **1/5/22** ... Placed on Reserve/Injured (foot) ... **8/27/24** - Waived by CAR ... **8/29/24** - Signed by SF to practice squad ... **10/15/24** - Waived by SF ... **10/22/24** - Signed by LV to practice squad ... **11/16/24** - Elevated for Week 11 at Miami ... **11/28/24** - Signed by LV from practice squad ... 4/11/25 - Signed by PHI to 1-year contract ... **8/25/25** - Released by PHI ... **8/27/25** - Signed by PHI to practice squad ... **11/4/25** - Released by PHI ... **12/1/25** - Signed by PHI to practice squad



# KYLE MCCORD (PS)

## QUARTERBACK | 19



Height: 6-3 Weight: 218 DOB: Sep. 19, 2002 (Age 23)  
 NFL Experience: Rookie (1st with Eagles) Draft: D6a-25 (181st overall) by PHI  
 College: Syracuse Hometown (HS): Mt. Laurel, NJ (St. Joseph's Prep)

### CAREER STATISTICS

Year	Team	GP/S	PASSING										RUSHING					OFF SNAPS	
			Att	Cmp	Pct	Yds	Y/A	TD	Int	Lg	Sk/Yds	Rate	Att	Yds	Avg	Lg	TD	No	Pct
2025	Philadelphia	0/0	0	0	---	0	---	0	0	--	0/0	---	0	0	---	--	0	0	0%
<b>Totals</b>		<b>0/0</b>	<b>0</b>	<b>0</b>	<b>---</b>	<b>0</b>	<b>---</b>	<b>0</b>	<b>0</b>	<b>--</b>	<b>0/0</b>	<b>---</b>	<b>0</b>	<b>0</b>	<b>---</b>	<b>--</b>	<b>0</b>	<b>---</b>	<b>---</b>

### CAREER HIGHS

Pass Attempts	--	---
Completions	--	---
Passing Yards	--	---
Yards/Attempt	--	---
Passing Long	--	---
Passing TDs	--	---
Completion %	--	---
Passer Rating	--	---
Rush Attempts	--	---
Rushing Yards	--	---
Rushing Long	--	---
Rushing TDs	--	---

Hobbies: Golfing and fishing ... Bucket list item: Getting a hole-in-one ... Alternate career choice: Coaching or broadcasting ... If he could witness any moment in sports history: Wilt Chamberlain's 100-point game ... Favorite movie: *The Sandlot* ... Favorite sports moments: Beating Notre Dame or Miami ... Favorite athletes: Steph Curry and Scottie Scheffler ... Favorite music: Rap, Country and Reggae



### BIRDSEED

- ▶ Attended St. Joseph's (PA) Prep for high school, where he was teammates with **Jeremiah Trotter Jr.** ... As a senior, won the 2021 Pennsylvania Gatorade Player of the Year ... Also set city records in career passing yards (6,887) and TD passes (88)
- ▶ While in high school, would train with **Phil Simms** on releases, footwork, throwing on the run and more ... Credits his time with Simms for helping develop him as a QB and introducing him to new techniques
- ▶ His father, Derek, was a QB at Rutgers from 1988-92 and the two have formed an even stronger bond through their love of the position

### 2025 SEASON - EAGLES



### COLLEGE HIGHLIGHTS

- ▶ Played collegiately at Ohio State (2021-23) and Syracuse (2024), playing in 37 games (26 starts) across the two schools ... Totaled 8,555 yards on 661-of-998 (66.2%) passing with 61 TDs and a 154.4 passer rating
- ▶ In his lone year at Syracuse, started all 13 games for the Orange and directed a passing attack that was the most productive in school history ... Set the Atlantic Coast Conference's all-time single-season passing yard record (4,779) while also setting new program records in completions (391), passing yards and passing TDs (34) ... Had the most 300-yard passing games (12) in a single-season in program history ... Despite only playing one season with the Orange, finished 7th all-time on Syracuse's TD passes list and 8th all-time in career passing yards
- ▶ Started all 12 games for Ohio State in 2023, throwing for 3,170 yards (7th-most in program single-season history) on 229-of-348 with 24 TDs, leading the team to an 11-1 record and a Cotton Bowl appearance

### TRANSACTIONS

- ▶ **2025** - Drafted by PHI in 6th round (181st overall) ... **8/25/25** - Waived by PHI ... **8/27/25** - Signed by PHI to practice squad



2025 GAME-BY-GAME STATISTICS (PHI)

				PASSING									RUSHING					OFF SNAPS			
Date	Opp		GP/S	Att	Cmp	Pct	Yds	Y/A	TD	Int	Lg	Sk/Yds	Rate	Att	Yds	Avg	Lg	TD	No	Pct	
Sep 4	Dal	W	---	EAGLES PRACTICE SQUAD																	
Sep 14	at KC	W	---	EAGLES PRACTICE SQUAD																	
Sep 21	LAR	W	---	EAGLES PRACTICE SQUAD																	
Sep 28	at TB	W	---	EAGLES PRACTICE SQUAD																	
Oct 5	Den	L	---	EAGLES PRACTICE SQUAD																	
Oct 9	at NYG	L	---	EAGLES PRACTICE SQUAD																	
Oct 19	at Min	W	---	EAGLES PRACTICE SQUAD																	
Oct 26	NYG	W	---	EAGLES PRACTICE SQUAD																	
Nov 10	at GB	W	---	EAGLES PRACTICE SQUAD																	
Nov 16	Det	W	---	EAGLES PRACTICE SQUAD																	
Nov 23	at Dal	L	---	EAGLES PRACTICE SQUAD																	
Nov 28	Chi	L	---	EAGLES PRACTICE SQUAD																	
Dec 8	at LAC																				
Dec 14	LV																				
Dec 20	at Was																				
Dec 28	at Buf																				
TBD	Was																				
<b>Totals</b>			<b>0/0</b>	<b>0</b>	<b>0</b>	<b>---</b>	<b>0</b>	<b>---</b>	<b>0</b>	<b>0</b>	<b>--</b>	<b>0/0</b>	<b>---</b>	<b>0</b>	<b>0</b>	<b>---</b>	<b>--</b>	<b>0</b>	<b>0</b>	<b>0%</b>	



# TANNER MCKEE

## QUARTERBACK | 16



Height: 6-6 Weight: 231 DOB: April 27, 2000 (Age 25)  
 NFL Experience: 3rd Year (3rd with Eagles) Draft: D6-23 (188th overall) by PHI  
 College: Stanford Hometown (HS): Corona, CA (Centennial)

SUPER BOWL CHAMPION: 2024 (LIX)

### CAREER STATISTICS

			PASSING										RUSHING					OFF SNAPS	
Year	Team	GP/S	Att	Cmp	Pct	Yds	Y/A	TD	Int	Lg	Sk/Yds	Rate	Att	Yds	Avg	Lg	TD	No	Pct
2023	Philadelphia	0/0	0	0	---	0	---	0	0	--	0/0	---	0	0	---	--	0	0	0%
2024	Philadelphia	2/1	45	30	66.7	323	7.2	4	0	25t	2/17	117.2	5	-1	-0.2	2	0	89	8%
2025	Philadelphia	1/0	0	0	---	0	---	0	0	--	0/0	---	3	-2	-0.7	0	0	4	1%
<b>Totals</b>		<b>3/1</b>	<b>45</b>	<b>30</b>	<b>66.7</b>	<b>323</b>	<b>7.2</b>	<b>4</b>	<b>0</b>	<b>25t</b>	<b>2/17</b>	<b>117.2</b>	<b>8</b>	<b>-3</b>	<b>-0.4</b>	<b>2</b>	<b>0</b>	<b>---</b>	<b>---</b>

PLAYOFFS																			
Year	Team	GP/S	Att	Cmp	Pct	Yds	Y/A	TD	Int	Lg	Sk/Yds	Rate	Att	Yds	Avg	Lg	TD	No	Pct
2023	Philadelphia	0/0	0	0	---	0	---	0	0	--	0/0	---	0	0	---	--	0	0	0%
2024	Philadelphia	0/0	0	0	---	0	---	0	0	--	0/0	---	0	0	---	--	0	0	0%
<b>Totals</b>		<b>0/0</b>	<b>0</b>	<b>0</b>	<b>---</b>	<b>0</b>	<b>---</b>	<b>0</b>	<b>0</b>	<b>--</b>	<b>0/0</b>	<b>---</b>	<b>0</b>	<b>0</b>	<b>---</b>	<b>--</b>	<b>0</b>	<b>---</b>	<b>---</b>

### CAREER HIGHS

Pass Attempts	41	1/5/25 vs. NYG
Completions	27	1/5/25 vs. NYG
Passing Yards	269	1/5/25 vs. NYG
Yards/Attempt	13.5	12/29/24 vs. Dal.
Passing Long	25t	12/29/24 vs. Dal.
Passing TDs	2	2x, last: 1/5/25 vs. NYG
Completion %	75.0	12/29/24 vs. Dal.
Passer Rating	156.3	12/29/24 vs. Dal.
Rush Attempts	3	1/5/25 vs. NYG
Rushing Yards	1	1/5/25 vs. NYG
Rushing Long	2	1/5/25 vs. NYG
Rushing TDs	--	---

### BIRDSEED

- ▶ Overcame cancer when he was 16 years old ... Diagnosed with melanoma, a serious form of skin cancer, after his mother noticed a concerning mole on his face ... Had surgery to remove the mole and, as a precaution, doctors removed two lymph nodes in his neck
- ▶ Before his Stanford career began, took a two-year pause from football in order to complete his missionary service for the Church of Jesus Christ of Latter-Day Saints in Curitiba, Brazil ... During that 21-month experience, he learned how to read and speak Portuguese
- ▶ Previously had an opportunity to play with **Jalen Hurts** at Alabama ... A four-star prospect who was recruited by the Crimson Tide in 2017, visited Tuscaloosa on a weekend when Hurts beat LSU

### CAREER HIGHLIGHTS

- ▶ In 2024, served as a backup to **Jalen Hurts** and **Kenny Pickett** during Philadelphia's **Super Bowl LIX**-winning campaign ... Played in two games (one start), completing 30-of-45 passes for 323 yards and 4 TDs with a 117.2 passer rating

### 2025 SEASON - EAGLES



### 2024 SEASON - EAGLES

- ▶ Appeared in two games (one start), throwing for 323 yards with 4 TDs on 30-of-45 (66.7% passing) for a 117.2 passer rating ... Backed up **Jalen Hurts** and **Kenny Pickett** in 15 regular season games
- ▶ Started his first career game in Week 18, going 27-of-41 for 269 yards with 2 TDs in the 20-13 win versus the N.Y. Giants (1/5/25) ... He became the second Eagle since the 1970 merger to throw for 250+ yards, 2+ TDs and 0 INTs in their first career start since **Carson Wentz** on 9/11/16 vs. Cleveland.
- ▶ Made his NFL debut in relief of an injured **Kenny Pickett** in the 41-7 win versus Dallas (12/29/24) ... Completed 3-of-4 passes for 54 yards and 2 TDs in the division-clinching win ... Became the first player in NFL history to have multiple TD passes in his NFL debut while attempting five or fewer passes





2025 GAME-BY-GAME STATISTICS (PHI)

Date	Opp	GP/S	PASSING										RUSHING					OFF SNAPS		
			Att	Cmp	Pct	Yds	Y/A	TD	Int	Lg	Sk/Yds	Rate	Att	Yds	Avg	Lg	TD	No	Pct	
Sep 4	Dal	W	0/0	INACTIVE																
Sep 14	at KC	W	0/0	INACTIVE																
Sep 21	LAR	W	0/0	INACTIVE																
Sep 28	at TB	W	0/0	DID NOT PLAY																
Oct 5	Den	L	0/0	DID NOT PLAY																
Oct 9	at NYG	L	0/0	DID NOT PLAY																
Oct 19	at Min	W	0/0	DID NOT PLAY																
Oct 26	NYG	W	1/0	0	0	---	0	---	0	0	--	0/0	---	3	-2	-0.7	0	0	4	7%
Nov 10	at GB	W	0/0	DID NOT PLAY																
Nov 16	Det	W	0/0	DID NOT PLAY																
Nov 23	at Dal	L	0/0	DID NOT PLAY																
Nov 28	Chi	L	0/0	DID NOT PLAY																
Dec 8	at LAC																			
Dec 14	LV																			
Dec 20	at Was																			
Dec 28	at Buf																			
TBD	Was																			
<b>Totals</b>			<b>1/0</b>	<b>0</b>	<b>0</b>	<b>---</b>	<b>0</b>	<b>---</b>	<b>0</b>	<b>0</b>	<b>--</b>	<b>0/0</b>	<b>---</b>	<b>3</b>	<b>-2</b>	<b>-0.7</b>	<b>0</b>	<b>0</b>	<b>4</b>	<b>1%</b>



**Hobbies:** Golf, ping-pong, spikeball ... **First job:** Mowed lawns for elderly people in his neighborhood in high school ... **Bucket list:** Play golf at Pebble Beach, visit The Colosseum and Christ the Redeemer statue ... **Surprisingly good at:** Speaking Portuguese and is "pretty good" at playing pickleball ... **Desired talent:** Piano ... **If he could own a business:** "I love private equity (interned with a firm while at Stanford). It also would be cool to invent something that would be able to help other people or save lives or help the military." ... **Karaoke song of choice:** "Ain't No Mountain High Enough" by Marvin Gaye and Tammi Terrell ... **Favorite TV shows:** *The Office*, *Game of Thrones*

**COLLEGE HIGHLIGHTS**

- ▶ A team captain who started 21 of 23 career games at Stanford (2020-22), where he completed 473-of-748 (63.0%) passes for 5,336 yards (7.1 avg.), 28 TDs, 15 INTs and a 131.5 passer efficiency rating
- ▶ In 2022, totaled the 9th-most passing yards (2,947) in single-season program history, averaging 245.6 yards per game with 13 TDs ... In his first year as a starter in 2021, set the school freshman record with 19 total TDs en route to All-Pac-12 honorable mention accolades

**TRANSACTIONS**

- ▶ **2023** - Drafted by PHI in 6th round (188th overall)



# MAC MCWILLIAMS

CORNERBACK | 22



Height: 5-10 Weight: 191 DOB: Nov. 29, 2001 (Age 24)  
 NFL Experience: Rookie (1st with Eagles) Draft: D5a-25 (145th overall) by PHI  
 College: Central Florida Hometown (HS): Pensacola, FL (Pine Forrest)

### CAREER STATISTICS

Year	Team	GP/S	TACKLES				PASS RUSH			INTERCEPTIONS					FUMBLES		DEF SNAPS	
			Total	Solo	Asst	TFL	Sacks	QBH	QBP	Int	Yds	Lg	TD	PD	FF	FR	No	Pct
2025	Philadelphia	4/0	0	0	0	0	0.0	0	0	0	0	--	0	0	0	0	7	1%
<b>Totals</b>		<b>4/0</b>	<b>0</b>	<b>0</b>	<b>0</b>	<b>0</b>	<b>0.0</b>	<b>0</b>	<b>0</b>	<b>0</b>	<b>0</b>	<b>--</b>	<b>0</b>	<b>0</b>	<b>0</b>	<b>0</b>	<b>---</b>	<b>---</b>

### ADDITIONAL STATISTICS

Special Teams Tackles: 1 - 2025 (1)

### CAREER HIGHS

Tackles	--	---
Sacks	--	---
INTs	--	---
PDs	--	---
FFs	--	---
FRs	--	---



### BIRDSEED

- ▶ Attended Pine Forrest (FL) High School, where he starred as a DB, recording 5 INT-TDs during his senior season while returning kickoffs and punts ... Played with **Devon Witherspoon** and **Martin Emerson**

### 2025 SEASON - EAGLES



### COLLEGE HIGHLIGHTS

- ▶ Spent five years in the collegiate ranks with stints at UAB (2020-23) and Central Florida (2024) ... Saw action in 42 contests (36 starts) and recorded 131 tackles (98 solo), 24 PDs, 12.5 TFLs, 2 INTs, 2 FFs, 2 FRs, 1 INT-TD and 1.0 sack
- ▶ In 2024, played in 11 games (11 starts), registering 32 tackles (25 solo), 6.5 TFLs, 1 INT, 1 FF and 1 FR ... According to *Pro Football Focus*, finished the season as the Knights' highest graded defender at 81.6
- ▶ As a junior at UAB, posted a career-high 52 tackles (39 solo), 2 TFLs, 1 FF and 1 FR in 12 games (12 starts) ... Also served as a punt returner for the Blazers, returning 6 punts for 60 yards (10.0 avg)

### TRANSACTIONS

- ▶ **2025** - Drafted by PHI in 5th round (145th overall)

**Nickname:** Mac ... **Hobbies:** Playing video games, hiking and hunting, loves playing NCAA 25, made himself a 99 overall ... **If he could play another sport:** Lacrosse, loves the physicality and competitiveness of the game ... **Alternate career choice:** Owning a sports team or being a general manager ... **Favorite sports moment:** Winning the 2020 C-USA Championship ... **Favorite movie:** *Scream* ... **Favorite music genre:** Rap



2025 GAME-BY-GAME STATISTICS (PHI)												
Date	Opp		GP/S	Tot	Solo	Sk	Int	PD	FF	FR	Snaps	Pct
Sep 4	Dal	W	1/0	0	0	0.0	0	0	0	0	0	0%
Sep 14	at KC	W	0/0	DID NOT PLAY								
Sep 21	LAR	W	1/0	0	0	0.0	0	0	0	0	0	0%
Sep 28	at TB	W	1/0	0	0	0.0	0	0	0	0	0	0%
Oct 5	Den	L	0/0	INACTIVE								
Oct 9	at NYG	L	0/0	INACTIVE								
Oct 19	at Min	W	0/0	INACTIVE								
Oct 26	NYG	W	1/0	0	0	0.0	0	0	0	0	7	13%
Nov 10	at GB	W	0/0	INACTIVE								
Nov 16	Det	W	0/0	INACTIVE								
Nov 23	at Dal	L	0/0	INACTIVE								
Nov 28	Chi	L	0/0	INACTIVE								
Dec 8	at LAC											
Dec 14	LV											
Dec 20	at Was											
Dec 28	at Buf											
TBD	Was											
<b>Totals</b>			<b>4/0</b>	<b>0</b>	<b>0</b>	<b>0.0</b>	<b>0</b>	<b>0</b>	<b>0</b>	<b>0</b>	<b>7</b>	<b>1%</b>





# QUINYON MITCHELL

CORNERBACK | 27



Height: 6-0 Weight: 193 DOB: July 18, 2001 (Age 24)  
 NFL Experience: 2nd Year (2nd with Eagles) Draft: D1-24 (22nd overall) by PHI  
 College: Toledo Hometown (HS): Williston, FL (Williston)

SUPER BOWL CHAMPION: 2024 (LIX)

### CAREER STATISTICS

			TACKLES				PASS RUSH			INTERCEPTIONS					FUMBLES		DEF SNAPS	
Year	Team	GP/S	Total	Solo	Asst	TFL	Sacks	QBH	QBP	Int	Yds	Lg	TD	PD	FF	FR	No	Pct
2024	Philadelphia	16/16	46	37	9	0	0.0	0	0	0	0	--	0	12	0	0	955	91%
2025	Philadelphia	12/12	37	29	8	0	0.0	0	0	0	0	--	0	14	0	1	748	92%
<b>Totals</b>		<b>28/28</b>	<b>83</b>	<b>66</b>	<b>17</b>	<b>0</b>	<b>0.0</b>	<b>0</b>	<b>0</b>	<b>0</b>	<b>0</b>	<b>--</b>	<b>0</b>	<b>26</b>	<b>0</b>	<b>1</b>	<b>---</b>	<b>---</b>

PLAYOFFS																		
Year	Team	GP/S	Total	Solo	Asst	TFL	Sacks	QBH	QBP	Int	Yds	Lg	TD	PD	FF	FR	No	Pct
2024	Philadelphia	4/4	14	12	2	0	0.0	0	0	2	0	0	0	4	0	0	204	75%
<b>Totals</b>		<b>4/4</b>	<b>14</b>	<b>12</b>	<b>2</b>	<b>0</b>	<b>0.0</b>	<b>0</b>	<b>0</b>	<b>2</b>	<b>0</b>	<b>0</b>	<b>0</b>	<b>4</b>	<b>0</b>	<b>0</b>	<b>---</b>	<b>---</b>

### CAREER HIGHS

<b>Tackles</b>	7	10/5/25 vs. Den.
<b>Sacks</b>	--	---
<b>INTs</b>	1	2x, last: 1/26/25 vs. Was. (CC)
<b>PDs</b>	5	9/28/25 at TB
<b>FFs</b>	--	---
<b>FRs</b>	1	9/4/25 vs. Dal.

**Nicknames:** Q, Bill, Speed Buggy ... **Bucket list:** Travel to Paris ... **If he could play another sport, what position/team:** Would be a Pitcher for the Philadelphia Phillies ... **Food he would never eat:** Pig feet ... **If he could witness any sports moment:** Golden State Warriors NBA Finals game ... **Favorite athlete to watch:** Darius Slay ... **Favorite movies:** *Forrest Gump* and *Set It Off* ... **Favorite TV show:** *Criminal Minds* ... **Favorite music:** Rap/hip-hop (Young Jeezy, Yo Gotti and Kodak Black)



### BIRDSEED

- ▶ Became the first Toledo player to be selected in the 1st round of the NFL Draft since **Dan Williams** in 1993 (11th overall by Denver)
- ▶ Credits Toledo for sticking with him and giving him a chance to play college football when he struggled academically in high school ... Says the relationships he built with coaches, staff and teammates are why he never considered leaving Toledo for power five opportunities
- ▶ A three-sport athlete at Williston (FL) High School, where he competed in football, basketball and track ... Produced 8 INTs and ran for 983 yards and 11 TDs with a 9.5 yard per carry rush average as a senior

### CAREER HIGHLIGHTS

- ▶ A key member of the Eagles' **Super Bowl LIX**-winning defense in 2024
- ▶ Recognized as an *Associated Press* award finalist for Defensive Rookie of the Year in 2024 ... Ranked 3rd among NFL CBs in yards allowed per coverage snap (0.8) (min. 600 coverage snaps) ... Also had the 3rd-most forced incompletions (15) in the league

### 2025 SEASON - EAGLES

- ▶ Registered 5 tackles (4 solo) and a career-high 5 PDs in the 31-25 win at Tampa Bay (9/28/25), becoming one of only two NFL players to record 5 PDs in one game to date and earning **NFC Defensive Player of the Week** honors

### 2024 SEASON - EAGLES

- ▶ Started 16 regular season contests during his rookie season, totaling 46 tackles (37 solo) and 12 PDs en route to being named an *Associated Press* Defensive Rookie of the Year finalist ... Also appeared in all four postseason contests, registering a team-high-tying 2 INTs and 4 PDs during Philadelphia's **Super Bowl LIX**-winning playoff run
- ▶ Picked off Commanders QB **Jayden Daniels** in the end zone of Philadelphia's 55-23 NFC Championship win over Washington (1/26/25) ... The INT led to a 2-yard **Will Shipley** TD with 3:07 left in the fourth quarter
- ▶ Intercepted Packers QB **Jordan Love** in the endzone with 2:00 remaining to seal the Eagles NFC Wild Card victory vs. Green Bay (1/12/25) ... Became the first rookie to produce a postseason INT since **Roynell Young** on 1/11/81 vs. Dallas



2025 GAME-BY-GAME STATISTICS (PHI)

Date	Opp	GP/S	Tot	Solo	Sk	Int	PD	FF	FR	Snaps	Pct
Sep 4	Dal W	1/1	4	3	0.0	0	1	0	1	61	100%
Sep 14	at KC W	1/1	3	3	0.0	0	0	0	0	60	100%
Sep 21	LAR W	1/1	5	4	0.0	0	0	0	0	66	100%
Sep 28	at TB W	1/1	5	4	0.0	0	5	0	0	72	100%
Oct 5	Den L	1/1	7	5	0.0	0	1	0	0	74	100%
Oct 9	at NYG L	1/1	1	0	0.0	0	0	0	0	13	19%
Oct 19	at Min W	1/1	4	4	0.0	0	0	0	0	69	100%
Oct 26	NYG W	1/1	0	0	0.0	0	1	0	0	45	87%
Nov 10	at GB W	1/1	2	2	0.0	0	2	0	0	68	100%
Nov 16	Det W	1/1	1	0	0.0	0	2	0	0	59	100%
Nov 23	at Dal L	1/1	3	2	0.0	0	1	0	0	74	100%
Nov 28	Chi L	1/1	2	2	0.0	0	1	0	0	87	100%
Dec 8	at LAC										
Dec 14	LV										
Dec 20	at Was										
Dec 28	at Buf										
TBD	Was										
<b>Totals</b>		<b>12/12</b>	<b>37</b>	<b>29</b>	<b>0.0</b>	<b>0</b>	<b>14</b>	<b>0</b>	<b>1</b>	<b>748</b>	<b>92%</b>



COLLEGE HIGHLIGHTS

- ▶ Played collegiately at Toledo (2020-23), finishing as the program’s all-time leader in PDs (52) ... Became the first Rocket to ever be named to all five major All-America teams (*AP, FWAA, AFCA, Sporting News and Walter Camp*) during his career ... Also became the second player in school history to be selected to an All-America team in consecutive seasons (2022-23) by one of the five major publications
- ▶ As a senior in 2023, earned second-team All-America honors and was voted first-team All-MAC for the second straight year after recording 40 tackles, 19 PDs (2nd in nation), 1 INT and 1 blocked punt ... Led the country with a program-record 25 PDs as a junior in 2022, receiving first-team All-MAC and second-team All-America recognition

TRANSACTIONS

- ▶ **2024** - Drafted by PHI in 1st round (22nd overall)



# SMAEL MONDON

LINEBACKER | 42

*(pronounced SMILE)*

Height: 6-2 Weight: 224 DOB: Feb. 13, 2003 (Age 22)  
 NFL Experience: Rookie (1st with Eagles) Draft: D5b-25 (161st overall) by PHI  
 College: Georgia Hometown (HS): Dallas, GA (Paulding County)



## CAREER STATISTICS

Year	Team	GP/S	TACKLES				PASS RUSH			INTERCEPTIONS					FUMBLES		DEF SNAPS	
			Total	Solo	Asst	TFL	Sacks	QBH	QBP	Int	Yds	Lg	TD	PD	FF	FR	No	Pct
2025	Philadelphia	12/0	0	0	0	0	0.0	0	0	0	0	--	0	0	0	0	7	1%
<b>Totals</b>		<b>12/0</b>	<b>0</b>	<b>0</b>	<b>0</b>	<b>0</b>	<b>0.0</b>	<b>0</b>	<b>0</b>	<b>0</b>	<b>0</b>	<b>--</b>	<b>0</b>	<b>0</b>	<b>0</b>	<b>0</b>	<b>---</b>	<b>---</b>

## ADDITIONAL STATISTICS

Special Teams Tackles: 5 - 2025 (5)

## CAREER HIGHS

Tackles	--	---
Sacks	--	---
INTs	--	---
PDs	--	---
FFs	--	---
FRs	--	---

**Nicknames:** The mayor, Slimey dude ... **Hobbies:** Watching movies, tv shows and exploring cars ... **First jobs:** Working at McDonalds and Little Caesars ... **If he could play another sport:** Basketball, would want to play with LeBron ... **Career choice outside of sports:** Owning a luxury car dealership ... **Favorite TV shows:** *Narcos* or *Stranger Things* ... **Favorite movie:** *Interstellar* ... **Favorite athlete:** Anthony Edwards



## BIRDSEED

- ▶ Parents hail from the Ivory Coast (Cote D'Ivoire), West Africa ... Grew up bilingual, originally learning French and English as a child
- ▶ Career at Georgia overlapped with Eagles LB **Nakobe Dean**, who Mondon models his playing style after and refers to as his "big brother"
- ▶ Prepped at Paulding County (GA) High School, where he played four seasons at QB, RB and WR in addition to LB ... Ranked as a five star composite prospect by 247Sports ... Labeled as the No. 29 prospect nationally, the No. 2 overall OLB prospect and No. 3 prospect in Georgia

## 2025 SEASON - EAGLES



## COLLEGE HIGHLIGHTS

- ▶ Played collegiately at Georgia (2021-24), totaling 213 tackles (124 solo), 17.5 TFLs, 6 PDs, 8.0 sacks and 1 INT in 51 career games (32 starts)
- ▶ As a senior in 2024, played in 10 games (eight starts), registering 57 tackles (29 solo), 3.5 TFLs and 3.0 sacks ... Helped lead the Dawgs to a victory over Texas (12/7/24) in the SEC Championship after posting 6 tackles (4 solo) and 2 pressures ... Included on Senior Bowl, Chuck Bednarik Award, Bronko Nagurski Trophy and Butkus Award watch lists

## TRANSACTIONS

- ▶ **2025** - Drafted by PHI in 5th round (161st overall)



2025 GAME-BY-GAME STATISTICS (PHI)

Date	Opp		GP/S	Tot	Solo	Sk	Int	PD	FF	FR	Snaps	Pct
Sep 4	Dal	W	1/0	0	0	0.0	0	0	0	0	0	0%
Sep 14	at KC	W	1/0	0	0	0.0	0	0	0	0	0	0%
Sep 21	LAR	W	1/0	0	0	0.0	0	0	0	0	0	0%
Sep 28	at TB	W	1/0	0	0	0.0	0	0	0	0	0	0%
Oct 5	Den	L	1/0	0	0	0.0	0	0	0	0	0	0%
Oct 9	at NYG	L	1/0	0	0	0.0	0	0	0	0	0	0%
Oct 19	at Min	W	1/0	0	0	0.0	0	0	0	0	0	0%
Oct 26	NYG	W	1/0	0	0	0.0	0	0	0	0	7	13%
Nov 10	at GB	W	1/0	0	0	0.0	0	0	0	0	0	0%
Nov 16	Det	W	1/0	0	0	0.0	0	0	0	0	0	0%
Nov 23	at Dal	L	1/0	0	0	0.0	0	0	0	0	0	0%
Nov 28	Chi	L	1/0	0	0	0.0	0	0	0	0	0	0%
Dec 8	at LAC											
Dec 14	LV											
Dec 20	at Was											
Dec 28	at Buf											
TBD	Was											
<b>Totals</b>			<b>12/0</b>	<b>0</b>	<b>0</b>	<b>0.0</b>	<b>0</b>	<b>0</b>	<b>0</b>	<b>0</b>	<b>7</b>	<b>1%</b>





# ANDREW MUKUBA (IR)

SAFETY | 24

*(pronounced muh-KOO-bah)*

Height: 5-11 Weight: 186 DOB: Dec. 7, 2002 (Age 23)

NFL Experience: Rookie (1st with Eagles) Draft: D2-25 (64th overall) by PHI

College: Texas Hometown (HS): Austin, TX (Lyndon B. Johnson)



## CAREER STATISTICS

Year	Team	GP/S	TACKLES				PASS RUSH			INTERCEPTIONS					FUMBLES		DEF SNAPS	
			Total	Solo	Asst	TFL	Sacks	QBH	QBP	Int	Yds	Lg	TD	PD	FF	FR	No	Pct
2025	Philadelphia	11/10	46	27	19	2	0.5	1	1	2	41	41	0	3	0	0	672	83%
<b>Totals</b>		<b>11/10</b>	<b>46</b>	<b>27</b>	<b>19</b>	<b>2</b>	<b>0.5</b>	<b>1</b>	<b>1</b>	<b>2</b>	<b>41</b>	<b>41</b>	<b>0</b>	<b>3</b>	<b>0</b>	<b>0</b>	<b>---</b>	<b>---</b>

## CAREER HIGHS

<b>Tackles</b>	7	10/9/25 at NYG
<b>Sacks</b>	0.5	9/14/25 at KC
<b>INTs</b>	1	2x, last: 10/19/25 at Min.
<b>PDs</b>	1	3x, last: 10/19/25 at Min.
<b>FFs</b>	--	--
<b>FRs</b>	--	--

**Nicknames:** Koobs, Kub ... **First job:** YMCA basketball official for 9U teams ... **Bucket list item:** Trying out the best food places in Philadelphia ... **If he could play another sport:** Would be a striker for Real Madrid because soccer was his first love ... **Career choice outside of sports:** Real estate, "You can make some good money in that." ... **Favorite TV show:** Power Book II: Ghost ... **Favorite movie:** Home Alone



## BIRDSEED

- ▶ Was born in Harare, Zimbabwe before his family immigrated to Austin, TX when he was 9 years old ... While in Zimbabwe, Mukuba's family dealt with far from ideal living conditions that included Andrew and his siblings sleeping on the floor, going days without electricity and having to walk miles into Zimbabwe's capital city for necessary resources
- ▶ Upon moving to the states, he attended Lyndon B. Johnson (TX) High School where he excelled as a versatile superstar, winning District Offensive Player of the Year in 2020 while recording 6 INTs on defense

## 2025 SEASON - EAGLES

- ▶ Registered 6 tackles, 0.5 sacks, 1 PD and his first career INT in the 20-17 win at Kansas City (9/14/25) ... Intercepted Chiefs QB **Patrick Mahomes** on 2nd-and-6 from the PHL 6-yard line, setting up a 1-yard **Jalen Hurts** TD run to give Philadelphia a 20-10 4th-quarter lead

## COLLEGE HIGHLIGHTS

- ▶ Began his collegiate career at Clemson (2021-23) before spending his final season at Texas (2024) ... Played in 50 total games (44 starts), recording 218 tackles (151 solo), 31 PDs, 8.5 TFL, 6 INTs and 2 FRs
- ▶ As a senior at Texas in 2024, played in 15 contests (12 starts) earning third-team All-SEC honors after totaling 69 tackles (41 solo), 11 PDs, 5 INTs (tied team-high), 4 TFLs and 1 FF ... Helped the Longhorns make appearances in the SEC Championship and the CFP Semifinal
- ▶ In 2021, registered 54 tackles (38 solo), 2 TFLs, 1.0 sack and 1 FR in 13 games (10 starts) en route to earning Freshman All-American honors and winning the ACC Defensive Rookie of The Year ... The 10 starts were the most by a Clemson true freshman in the modern era ... Began season as the first true freshman DB to start a game for Clemson since 1972 when he took the field versus Georgia (9/4/21)

## TRANSACTIONS

- ▶ **2025** - Drafted by PHI in 2nd Round (64th overall) ... **11/26/25** - Placed on Reserve/Injured (ankle)



2025 GAME-BY-GAME STATISTICS (PHI)													
Date	Opp		GP/S	Tot	Solo	Sk	Int	PD	FF	FR	Snaps	Pct	
Sep 4	Dal	W	1/1	4	3	0.0	0	0	0	0	51	84%	
Sep 14	at KC	W	1/0	6	5	0.5	1	1	0	0	48	80%	
Sep 21	LAR	W	1/1	3	0	0.0	0	0	0	0	49	74%	
Sep 28	at TB	W	1/1	6	4	0.0	0	0	0	0	72	100%	
Oct 5	Den	L	1/1	6	4	0.0	0	0	0	0	74	100%	
Oct 9	at NYG	L	1/1	7	3	0.0	0	1	0	0	66	96%	
Oct 19	at Min	W	1/1	3	1	0.0	1	1	0	0	69	100%	
Oct 26	NYG	W	1/1	2	1	0.0	0	0	0	0	45	87%	
Nov 10	at GB	W	1/1	2	0	0.0	0	0	0	0	68	100%	
Nov 16	Det	W	1/1	4	4	0.0	0	0	0	0	59	100%	
Nov 23	at Dal	L	1/1	3	2	0.0	0	0	0	0	71	96%	
Nov 28	Chi	L	0/0	RESERVE/INJURED (ANKLE)									
Dec 8	at LAC												
Dec 14	LV												
Dec 20	at Was												
Dec 28	at Buf												
TBD	Was												
<b>Totals</b>			<b>11/10</b>	<b>46</b>	<b>27</b>	<b>0.5</b>	<b>2</b>	<b>3</b>	<b>0</b>	<b>0</b>	<b>672</b>	<b>83%</b>	





# PARRY NICKERSON (PS)

## CORNERBACK | 34



Height: 5-10 Weight: 182 DOB: Oct. 11, 1994 (Age 31)  
 NFL Experience: 6th Year (1st with Eagles) Draft: D6a-18 (179th overall) by NYJ Acquired: FA-24  
 College: Tulane Hometown (HS): New Orleans, LA (West Harvey)

**SUPER BOWL CHAMPION: 2024 (LIX) (PS)**

### CAREER STATISTICS

Year	Team	GP/S	TACKLES				PASS RUSH			INTERCEPTIONS					FUMBLES		DEF SNAPS	
			Total	Solo	Asst	TFL	Sacks	QBH	QBP	Int	Yds	Lg	TD	PD	FF	FR	No	Pct
2018	N.Y. Jets	16/2	19	16	3	1	0.0	0	0	0	0	--	0	1	0	0	212	19%
2019	Jacksonville	4/1	3	2	1	0	0.0	0	0	0	0	--	0	0	0	0	38	14%
2020	Green Bay	1/0	0	0	0	0	0.0	0	0	0	0	--	0	0	0	0	0	0%
2021	Minnesota	4/0	1	1	0	0	0.0	0	0	0	0	--	0	0	0	0	17	6%
2023	Miami	5/0	5	5	0	0	0.0	0	0	0	0	--	0	0	0	0	84	24%
2025	Philadelphia	5/0	2	2	0	0	0.0	0	0	0	0	--	0	0	0	0	12	2%
<b>Totals</b>		<b>35/3</b>	<b>30</b>	<b>26</b>	<b>4</b>	<b>1</b>	<b>0.0</b>	<b>0</b>	<b>0</b>	<b>0</b>	<b>0</b>	<b>--</b>	<b>0</b>	<b>1</b>	<b>0</b>	<b>0</b>	<b>---</b>	<b>---</b>

### ADDITIONAL STATISTICS

**Special Teams Tackles:** 5 - 2018 (2), 2019 (3)

### CAREER HIGHS

<b>Tackles</b>	6	2x, last: 10/21/18 vs. Min.
<b>Sacks</b>	--	---
<b>INTs</b>	--	---
<b>PDs</b>	1	10/14/18 vs. Ind.
<b>FFs</b>	--	---
<b>FRs</b>	--	---

### BIRDSEED

- ▶ Is the co-owner of the E. Robert Art Gallery in New Orleans, LA
- ▶ Majored in public relations during his time at Tulane

### CAREER HIGHLIGHTS

- ▶ Was a member of Philadelphia's practice squad during the club's **Super Bowl LIX**-winning season in 2024
- ▶ Spent the first five seasons of his NFL career with the Jets (2018), Jaguars (2019), Packers (2020), Vikings (2021) and Dolphins (2023)

### 2025 SEASON - EAGLES



### 2024 SEASON - EAGLES

- ▶ Contributed to Philadelphia's practice squad when the team won **Super Bowl LIX**

### COLLEGE HIGHLIGHTS

- ▶ Played collegiately at Tulane (2013-17), tallying 188 tackles (152 solo), 31 PDs, 16 INTs, 8 TFLs, 4 FRs and 3 FFs in 48 games (46 starts) ... Finished his career with the 2nd-most INTs in Green Wave history ... Earned second-team All-America and first-team All-AAC recognition in 2017 after posting 55 tackles (46 solo), 14 PDs, 6 INTs and 2 TFLs

### TRANSACTIONS

- ▶ **2018** - Drafted by NYJ in 6th round (179th overall) ... **8/31/19** - Acquired by SEA from NYJ in exchange for 2021 7th-round draft choice ... **9/10/19** - Waived by SEA ... **9/12/19** - Signed by SEA to practice squad ... **10/15/19** - Released by SEA from practice squad ... **10/17/19** - Signed by JAX ... **10/21/19** - Waived by JAX ... **10/23/19** - Signed by JAX to practice squad ... **12/3/19** - Elevated by JAX from practice squad for Week 15 vs. Los Angeles ... **7/30/20** - Placed on Reserve/COVID-19 ... **8/5/20** - Activated from Reserve/COVID-19 ... **9/5/20** - Waived by JAX ... **9/7/20** - Signed by GB ... **10/20/20** - Placed on Reserve/Injured (hamstring) ... **5/17/21** - Signed by MIN ... **8/31/21** - Waived by MIN ...





2025 GAME-BY-GAME STATISTICS (PHI)													
Date	Opp	GP/S	Tot	Solo	Sk	Int	PD	FF	FR	Snaps	Pct		
Sep 4	Dal	W	---	EAGLES PRACTICE SQUAD									
Sep 14	at KC	W	---	EAGLES PRACTICE SQUAD									
Sep 21	LAR	W	---	EAGLES PRACTICE SQUAD									
Sep 28	at TB	W	1/0	2	2	0.0	0	0	0	0	3	4%	
Oct 5	Den	L	1/0	0	0	0.0	0	0	0	0	0	0%	
Oct 9	at NYG	L	1/0	0	0	0.0	0	0	0	0	0	0%	
Oct 19	at Min	W	1/0	0	0	0.0	0	0	0	0	0	0%	
Oct 26	NYG	W	1/0	0	0	0.0	0	0	0	8	15%		
Nov 10	at GB	W	---	EAGLES PRACTICE SQUAD									
Nov 16	Det	W	---	EAGLES PRACTICE SQUAD									
Nov 23	at Dal	L	---	EAGLES PRACTICE SQUAD									
Nov 28	Chi	L	---	EAGLES PRACTICE SQUAD									
Dec 8	at LAC												
Dec 14	LV												
Dec 20	at Was												
Dec 28	at Buf												
TBD	Was												
<b>Totals</b>			<b>5/0</b>	<b>2</b>	<b>2</b>	<b>0.0</b>	<b>0</b>	<b>0</b>	<b>0</b>	<b>0</b>	<b>12</b>	<b>2%</b>	



**9/1/21** - Signed by MIN to practice squad ... **9/25/21** - Elevated by MIN from practice squad for Week 3 vs. Seattle ... **10/2/21** - Elevated by MIN from practice squad for Week 4 vs. Cleveland ... **10/9/21** - Elevated by MIN from practice squad for Week 5 vs. Detroit ... **1/4/22** - Released by MIN from practice squad ... **1/8/22** - Signed by MIN to practice squad ... **1/8/22** - Elevated by MIN from practice squad for Week 18 vs. Chicago ... **1/10/22** - Signed by MIN ... **8/30/22** - Released by MIN ... **8/31/22** - Signed by MIN to practice squad ... **9/27/22** - Released by MIN from practice squad ... **11/15/22** - Signed by MIN to practice squad ... **12/16/22** - Elevated by MIN from practice squad for Week 15 vs. Indianapolis ... **8/7/23** - Signed by MIA ... **8/29/23** - Released by MIA ... **8/31/23** - Signed by MIA ... **10/28/23** - Released by MIA ... **10/30/23** - Signed by MIA to practice squad ... **6/7/24** - Signed by PHI ... **8/26/24** - Released by PHI ... **10/15/24** - Signed by PHI to practice squad ... **2/14/25** - Signed by PHI to reserve/future contract ... **8/25/25** - Released by PHI ... **8/27/25** - Signed by PHI to practice squad ... **9/24/25** - Signed by PHI to active roster from practice squad ... **10/27/25** - Released by PHI ... **10/28/25** - Signed by PHI to practice squad



# MORO OJOMO

## DEFENSIVE TACKLE | 97

(pronounced MORE-oh oh-JOE-moe)

Height: 6-3 Weight: 292 DOB: Aug. 15, 2001 (Age 24)  
 NFL Experience: 3rd Year (3rd with Eagles) Draft: D7-23 (249th overall) by PHI  
 College: Texas Hometown (HS): Katy, TX (Katy)



SUPER BOWL CHAMPION: 2024 (LIX)

### CAREER STATISTICS

Year	Team	GP/S	TACKLES				PASS RUSH			INTERCEPTIONS					FUMBLES		DEF SNAPS	
			Total	Solo	Asst	TFL	Sacks	QBH	QBP	Int	Yds	Lg	TD	PD	FF	FR	No	Pct
2023	Philadelphia	8/0	3	2	1	0	0.0	0	1	0	0	--	0	0	0	0	68	6%
2024	Philadelphia	17/1	20	6	14	0	0.0	5	22	0	0	--	0	0	0	0	388	37%
2025	Philadelphia	12/5	28	14	14	4	4.0	8	19	0	0	--	0	1	0	0	527	65%
<b>Totals</b>		<b>37/6</b>	<b>51</b>	<b>22</b>	<b>29</b>	<b>4</b>	<b>4.0</b>	<b>13</b>	<b>42</b>	<b>0</b>	<b>0</b>	<b>--</b>	<b>0</b>	<b>1</b>	<b>0</b>	<b>0</b>	<b>---</b>	<b>---</b>

PLAYOFFS																		
Year	Team	GP/S	Total	Solo	Asst	TFL	Sacks	QBH	QBP	Int	Yds	Lg	TD	PD	FF	FR	No	Pct
2023	Philadelphia	0/0	0	0	0	0	0.0	0	0	0	0	--	0	0	0	0	0	0%
2024	Philadelphia	4/0	7	5	2	2	1.0	1	7	0	0	--	0	0	0	0	102	38%
<b>Totals</b>		<b>4/0</b>	<b>7</b>	<b>5</b>	<b>2</b>	<b>2</b>	<b>1.0</b>	<b>1</b>	<b>7</b>	<b>0</b>	<b>0</b>	<b>--</b>	<b>0</b>	<b>0</b>	<b>0</b>	<b>0</b>	<b>---</b>	<b>---</b>

### CAREER HIGHS

<b>Tackles</b>	5	1/5/25 vs. NYG
<b>Sacks</b>	1.0	5x, last: 10/26/25 vs. NYG
<b>INTs</b>	--	---
<b>PDs</b>	1	9/28/25 at TB
<b>FFs</b>	--	---
<b>FRs</b>	--	---

**Hobbies:** Reading about finance, networking, watching Liverpool ...  
**First job:** Working at Hat Creek headquarters ... **Biggest influence:** His dad, who's always speaking positivity into his life ... **If he could have a career outside of sports:** Would work in private equity and venture capital ... **Favorite movie:** *The Great Gatsby*



### BIRDSEED

- ▶ Originally born in Lagos, Nigeria ... His family emigrated from Nigeria to Santa Clarita, CA, when he was 8 years old after his mother, Bimbo, received an offer to work for an IT company ... His father, Ololade, is a pastor who opened a church in California after the move ... Early on during their time in the United States, his older sister, Omodele, was diagnosed with leukemia ... After several years of hospital visits and chemotherapy, the family moved to Katy, TX, for a fresh start
- ▶ Enrolled at the University of Texas when he was 16 years old ... Began kindergarten at 3 years old at a British school in Nigeria and remained on that educational path after moving to the United States
- ▶ While at Katy (TX) High School, served as a backup on the freshman team and didn't earn a spot on junior varsity the following year ... Had to push himself to keep up with the older players and began investing time in weight training before his junior year ... Made the varsity team and went on to become a highly-recruited, all-state player
- ▶ Majored in business finance and plans to have a career as a corporate lawyer after football ... A four-time first-team Academic All-Big 12 honoree and eight-time Big 12 Commissioner's Honor Roll member ... Served on the student athlete advisory committee for three years to advocate and address issues student athletes faced

### CAREER HIGHLIGHTS

- ▶ A member of Philadelphia's **Super Bowl LIX**-winning roster in 2024

### 2025 SEASON - EAGLES

- ▶ Posted a team-high-tying 5 QB pressures and 1.0 sack on Buccaneers QB **Baker Mayfield** in the 31-25 win at Tampa Bay (9/28/25)

### 2024 SEASON - EAGLES

- ▶ Appeared in 17 contests (one start) with 22 pressures and 20 tackles (6 solo) in 388 defensive snaps ... According to *PPF*, finished 2nd in the NFL in pass rush win rate (18.7%), trailing only **Chris Jones** (18.9%)

### COLLEGE HIGHLIGHTS

- ▶ Played collegiately at Texas (2018-22), where he was a two-time All-Big 12 honoree ... During his five-year career with the Longhorns, totaled



2025 GAME-BY-GAME STATISTICS (PHI)												
Date	Opp		GP/S	Tot	Solo	Sk	Int	PD	FF	FR	Snaps	Pct
Sep 4	Dal	W	1/1	1	0	0.0	0	0	0	0	55	90%
Sep 14	at KC	W	1/1	2	1	1.0	0	0	0	0	42	70%
Sep 21	LAR	W	1/0	2	1	0.0	0	0	0	0	33	50%
Sep 28	at TB	W	1/0	2	1	1.0	0	1	0	0	48	67%
Oct 5	Den	L	1/0	4	2	0.0	0	0	0	0	38	51%
Oct 9	at NYG	L	1/1	4	1	0.0	0	0	0	0	62	90%
Oct 19	at Min	W	1/0	2	1	1.0	0	0	0	0	32	46%
Oct 26	NYG	W	1/1	3	2	1.0	0	0	0	0	27	52%
Nov 10	at GB	W	1/0	0	0	0.0	0	0	0	0	47	69%
Nov 16	Det	W	1/0	3	1	0.0	0	0	0	0	37	62%
Nov 23	at Dal	L	1/1	1	1	0.0	0	0	0	0	44	59%
Nov 28	Chi	L	1/0	4	3	0.0	0	0	0	0	62	71%
Dec 8	at LAC											
Dec 14	LV											
Dec 20	at Was											
Dec 28	at Buf											
TBD	Was											
<b>Totals</b>			<b>12/5</b>	<b>28</b>	<b>14</b>	<b>4.0</b>	<b>0</b>	<b>1</b>	<b>0</b>	<b>0</b>	<b>527</b>	<b>65%</b>



- ▶ 95 tackles (50 solo), 13.5 TFLs, 5.0 sacks, 1 FF and 1 FR in 50 games
- ▶ Registered career highs in tackles (32 solo), TFLs (5.5), sacks (3.0) and FFs (1) over 12 games (five starts) as a senior in 2022, earning second-team All-Big 12 accolades ... Also voted an all-conference honorable mention selection following his junior campaign in 2021

**TRANSACTIONS**

- ▶ **2023** - Drafted by PHI in 7th round (249th overall)



# AZEEZ OJULARI (IR)

## OUTSIDE LINEBACKER | 13

*(pronounced ah-ZEEZ oju-LAHR-ee)*

Height: 6-3 Weight: 240 DOB: June 16, 2000 (Age 25)  
 NFL Experience: 5th Year (1st with Eagles) Draft: D2-21 (50th overall) by NYG Acquired: FA-NYG-25  
 College: Georgia Hometown (HS): Marietta, GA (Marietta)



### CAREER STATISTICS

Year	Team	GP/S	TACKLES				PASS RUSH			INTERCEPTIONS					FUMBLES		DEF SNAPS	
			Total	Solo	Asst	TFL	Sacks	QBH	QBP	Int	Yds	Lg	TD	PD	FF	FR	No	Pct
2021	N.Y. Giants	17/13	49	29	20	8	8.0	13	38	0	0	--	0	2	1	0	780	67%
2022	N.Y. Giants	7/5	14	9	5	3	5.5	7	16	0	0	--	0	1	3	1	230	20%
2023	N.Y. Giants	11/7	16	9	7	3	2.5	7	23	0	0	--	0	0	0	1	423	38%
2024	N.Y. Giants	11/5	28	12	16	7	6.0	10	23	0	0	--	0	0	0	1	392	36%
2025	Philadelphia	3/2	6	2	4	1	0.0	1	3	0	0	--	0	0	0	0	67	13%
<b>Totals</b>		<b>49/32</b>	<b>113</b>	<b>61</b>	<b>52</b>	<b>22</b>	<b>22.0</b>	<b>38</b>	<b>103</b>	<b>0</b>	<b>0</b>	<b>--</b>	<b>0</b>	<b>3</b>	<b>4</b>	<b>3</b>	<b>---</b>	<b>---</b>

### PLAYOFFS

2022	N.Y. Giants	2/1	2	1	1	1	0.0	1	0	0	0	--	0	0	0	0	22	17%
<b>Totals</b>		<b>2/1</b>	<b>2</b>	<b>1</b>	<b>1</b>	<b>1</b>	<b>0.0</b>	<b>1</b>	<b>0</b>	<b>0</b>	<b>0</b>	<b>--</b>	<b>0</b>	<b>0</b>	<b>0</b>	<b>0</b>	<b>---</b>	<b>---</b>

### CAREER HIGHS

<b>Tackles</b>	7	10/28/24 at Pit.
<b>Sacks</b>	2.5	10/24/21 vs. Car.
<b>INTs</b>	--	--
<b>PDs</b>	1	3x, last: 12/4/22 vs. Was.
<b>FFs</b>	1	4x, last: 12/18/22 at Was.
<b>FRs</b>	1	9/22/24 at Cle.



### BIRDSEED

- ▶ Boasts family ties to Philadelphia ... His parents met in Philadelphia after moving from Nigeria, while his sister was born in Philly and still has some family in the area
- ▶ His brother, B.J., plays for the Cardinals ... The brothers host an annual youth football camp that helps kids ages 7-12 in Marietta, GA ... They aim to serve as role models for younger kids and provide them space to learn the fundamentals of football and interact with their peers
- ▶ Supported the Boys and Girls Club of Newark through the NFL's *My Cause My Cleats* initiative ... The club supports after school programming and empowers the young people of Newark to achieve success in education as well as preparing them for the future

### CAREER HIGHLIGHTS

- ▶ Spent first four seasons of career with N.Y. Giants (2021-24), appearing in 46 games (30 starts) and recording 107 tackles (59 solo), 100 pressures, 22.0 sacks, 21 TFLs, 4 FFs and 3 FRs

### 2025 SEASON - EAGLES



### 2024 SEASON - GIANTS

- ▶ Saw action in 11 contests (five starts), registering 28 tackles (12 solo), 7 TFLs, 6.0 sacks and 23 pressures

### COLLEGE HIGHLIGHTS

- ▶ Played collegiately at Georgia (2018-2020), where he recorded 71 tackles (41 solo), 19.5 TFLs, 14 sacks and 5 FFs ... In his two years as a starter (2019-20), led the Bulldogs in sacks both years
- ▶ As a redshirt sophomore in 2020, earned second-team All-SEC honors after posting 12.5 TFLs and 8.5 sacks (led team in both categories) ... Also was named defensive MVP of Georgia's Chick-Fil-A Peach Bowl win over Cincinnati (1/1/21) after accumulating 3.0 sacks and 2 FFs



2025 GAME-BY-GAME STATISTICS (PHI)													
Date	Opp		GP/S	Tot	Solo	Sk	Int	PD	FF	FR	Snaps	Pct	
Sep 4	Dal	W	0/0	INACTIVE									
Sep 14	at KC	W	0/0	INACTIVE									
Sep 21	LAR	W	0/0	INACTIVE									
Sep 28	at TB	W	0/0	INACTIVE									
Oct 5	Den	L	1/0	3	1	0.0	0	0	0	0	34	46%	
Oct 9	at NYG	L	1/1	3	1	0.0	0	0	0	0	29	42%	
Oct 19	at Min	W	1/1	0	0	0.0	0	0	0	0	4	6%	
Oct 26	NYG	W	0/0	INACTIVE									
Nov 10	at GB	W	0/0	RESERVE/INJURED (HAMSTRING)									
Nov 16	Det	W	0/0	RESERVE/INJURED (HAMSTRING)									
Nov 23	at Dal	L	0/0	RESERVE/INJURED (HAMSTRING)									
Nov 28	Chi	L	0/0	RESERVE/INJURED (HAMSTRING)									
Dec 8	at LAC												
Dec 14	LV												
Dec 20	at Was												
Dec 28	at Buf												
TBD	Was												
<b>Totals</b>			<b>3/2</b>	<b>6</b>	<b>2</b>	<b>0.0</b>	<b>0</b>	<b>0</b>	<b>0</b>	<b>0</b>	<b>67</b>	<b>13%</b>	



**TRANSACTIONS**

- ▶ **2021** - Drafted by NYG in 2nd round (50th overall) ... **10/22/22** - Placed on Reserve/Injured (calf) ... **12/3/22** - Activated from Reserve/Injured (calf) ... **10/14/23** - Placed on Reserve/Injured (ankle) ... **11/11/23** - Activated from Reserve/Injured (ankle) ... **11/26/24** - Placed on Reserve/Injured (toe) ... **3/19/25** - Signed by PHI to 1-year contract ... **11/1/25** - Placed on Reserve/Injured



# OGBO OKORONKWO (IR)

DEFENSIVE END | 45

*(pronounced OH-bo oh-kor-ON-kwoo)*

Height: 6-2 Weight: 250 DOB: April 24, 1995 (Age 30)

NFL Experience: 8th Year (1st with Eagles) Draft: D5b-18 (160th overall) by LAR Acquired: FA-25

College: Oklahoma Hometown (HS): Houston, TX (Alief Taylor)



**SUPER BOWL CHAMPION: 2021 (LVI)**

## CAREER STATISTICS

Year	Team	GP/S	TACKLES				PASS RUSH			INTERCEPTIONS					FUMBLES		DEF SNAPS	
			Total	Solo	Asst	TFL	Sacks	QBH	QBP	Int	Yds	Lg	TD	PD	FF	FR	No	Pct
2019	L.A. Rams	10/0	6	3	3	1	1.5	4	12	0	0	--	0	0	0	0	115	10%
2020	L.A. Rams	10/0	10	6	4	1	1.0	3	20	0	0	--	0	1	0	0	158	15%
2021	L.A. Rams	13/0	15	9	6	3	2.0	6	14	0	0	--	0	0	2	0	255	22%
2022	Houston	17/8	44	32	12	9	5.0	11	39	0	0	--	0	2	1	0	518	44%
2023	Cleveland	14/0	31	22	9	12	4.5	8	33	0	0	--	0	1	0	1	455	42%
2024	Cleveland	16/5	21	14	7	5	3.0	6	22	0	0	--	0	0	1	0	465	43%
2025	Philadelphia	1/0	0	0	0	0	0	0	0	0	0	--	0	0	0	0	4	2%
<b>Totals</b>		<b>81/13</b>	<b>127</b>	<b>86</b>	<b>41</b>	<b>31</b>	<b>17.0</b>	<b>38</b>	<b>140</b>	<b>0</b>	<b>0</b>	<b>--</b>	<b>0</b>	<b>4</b>	<b>4</b>	<b>1</b>	<b>---</b>	<b>---</b>

## PLAYOFFS

2020	L.A. Rams	2/0	1	1	0	0	0.0	2	3	0	0	--	0	0	0	0	23	17%
2021	L.A. Rams	4/0	3	2	1	0	0.0	1	5	0	0	--	0	1	0	0	59	25%
2023	Cleveland	1/0	0	0	0	0	0.0	3	0	0	0	--	0	0	0	0	16	35%
<b>Totals</b>		<b>7/0</b>	<b>4</b>	<b>3</b>	<b>1</b>	<b>0</b>	<b>0.0</b>	<b>6</b>	<b>8</b>	<b>0</b>	<b>0</b>	<b>--</b>	<b>0</b>	<b>1</b>	<b>0</b>	<b>0</b>	<b>---</b>	<b>---</b>

## ADDITIONAL STATISTICS

**Special Teams Tackles:** 5 - 2019 (1), 2020 (2), 2024 (2) **Postseason Special Teams Tackles:** 2 - 2021 (2)

## CAREER HIGHS

<b>Tackles</b>	7	2x, last: 11/20/22 vs. Was.
<b>Sacks</b>	2.0	12/24/22 at Ten.
<b>INTs</b>	--	--
<b>PDs</b>	1	5x, last: 11/12/23 vs. Bal.
<b>FFs</b>	1	4x, last: 11/17/24 at NO
<b>FRs</b>	1	10/22/23 at Ind.



## BIRDSEED

- ▶ Represented the Easterseals organization through the NFL's *My Cause My Cleats* initiative in 2023 ... Easterseals aims to provide support and services for people with special needs or disabilities to thrive and live full, independent lives

## CAREER HIGHLIGHTS

- ▶ A seven-year veteran who has held stints with Los Angeles (2019-2021), Houston (2022) and Cleveland (2023-24) ... Appeared in 80 games (13 starts) and totaled 127 tackles (86 solo), 140 pressures, 38 QB hits, 31 TFLs, 17.0 sacks, 4 FFs and 1 FF
- ▶ Appeared in all four career playoff contests during the Rams Super Bowl LVI-winning season in 2021

## 2025 SEASON - EAGLES



## 2024 SEASON - BROWNS

- ▶ Played in 16 games (five starts), posting 21 tackles (14 solo), 5 TFLs, 3.0 sacks and 1 FF ... Also added 2 special teams tackles

## COLLEGE HIGHLIGHTS

- ▶ Spent four seasons playing collegiately at Oklahoma (2014-17), appearing in 46 games (26 starts) ... Recorded 164 tackles (106 solo), 34.5 TFLs, 21.0 sacks (2nd-most by LB in program history) and 5 FFs
- ▶ As a senior in 2017, started all 14 games en route to earning *Walter Camp* first-team All-American honors ... Registered 76 tackles (47 solo), 17.5 TFLs (2nd-most in Big 12) and 8.0 sacks ... Also earned sec-



2025 GAME-BY-GAME STATISTICS (PHI)													
Date	Opp	GP/S	Tot	Solo	Sk	Int	PD	FF	FR	Snaps	Pct		
Sep 4	Dal	W	0/0	INACTIVE									
Sep 14	at KC	W	0/0	INACTIVE									
Sep 21	LAR	W	0/0	INACTIVE									
Sep 28	at TB	W	1/0	0	0	0.0	0	0	0	0	4	6%	
Oct 5	Den	L	0/0	RESERVE/INJURED (TRICEPS)									
Oct 9	at NYG	L	0/0	RESERVE/INJURED (TRICEPS)									
Oct 19	at Min	W	0/0	RESERVE/INJURED (TRICEPS)									
Oct 26	NYG	W	0/0	RESERVE/INJURED (TRICEPS)									
Nov 10	at GB	W	0/0	RESERVE/INJURED (TRICEPS)									
Nov 16	Det	W	0/0	RESERVE/INJURED (TRICEPS)									
Nov 23	at Dal	L	0/0	RESERVE/INJURED (TRICEPS)									
Nov 28	Chi	L	0/0	RESERVE/INJURED (TRICEPS)									
Dec 8	at LAC												
Dec 14	LV												
Dec 20	at Was												
Dec 28	at Buf												
TBD	Was												
<b>Totals</b>			<b>1/0</b>	<b>0</b>	<b>0</b>	<b>0.0</b>	<b>0</b>	<b>0</b>	<b>0</b>	<b>0</b>	<b>4</b>	<b>2%</b>	



second-team All-Big-12 honors as a junior in 2016

**TRANSACTIONS**

- **2018** - Drafted by LAR in 5th round (160th overall) ... **9/1/18** - Placed on Reserve/Physically Unable to Perform (foot) ... **11/5/18** - Activated from Reserve/Physically Unable to Perform (foot) ... **10/20/20** - Placed on Reserve/Injured (elbow) ... **12/5/20** - Activated from Reserve/Injured (elbow) ... **9/2/21** - Placed on Reserve/Injured (shoulder) ... **10/2/21** - Activated from Reserve/Injured (shoulder) ... **12/16/21** - Placed on Reserve/COVID-19 ... **12/22/21** - Activated from Reserve/COVID-19 ... **3/23/22** - Signed by HOU to 1-year contract ... **3/15/23** - Signed by CLE to 3-year contract ... **6/26/25** - Released by CLE ... **7/22/25** - Signed by PHI



# JAELAN PHILLIPS

OUTSIDE LINEBACKER | 50



Height: 6-5 Weight: 263 DOB: May 28, 1999 (Age 26)  
 NFL Experience: 5th Year (1st with Eagles) Draft: D1b-21 (18th overall) by MIA Acquired: T-Mia-25  
 College: Miami Hometown (HS): Redlands, CA (Redlands East Valley)

### CAREER STATISTICS

Year	Team	GP/S	TACKLES				PASS RUSH			INTERCEPTIONS					FUMBLES		DEF SNAPS	
			Total	Solo	Asst	TFL	Sacks	QBH	QBP	Int	Yds	Lg	TD	PD	FF	FR	No	Pct
2021	Miami	17/5	42	23	19	9	8.5	16	41	0	0	--	0	1	0	1	603	54%
2022	Miami	17/15	61	37	24	8	7.0	25	50	0	0	--	0	2	1	2	840	73%
2023	Miami	8/6	43	28	15	7	6.5	11	30	1	5	5	0	2	0	0	367	33%
2024	Miami	4/3	6	2	4	1	1.0	2	8	0	0	--	0	2	0	0	134	13%
2025	Miami	9/9	25	15	10	3	3.0	7	29	0	0	--	0	0	0	1	402	73%
	Philadelphia	4/4	15	8	7	2	1.0	5	19	0	0	--	0	0	0	1	157	22%
	Totals	13/13	40	23	17	5	4.0	12	48	0	0	--	0	0	0	2	---	---
<b>Totals</b>		<b>59/42</b>	<b>192</b>	<b>113</b>	<b>79</b>	<b>30</b>	<b>27.0</b>	<b>66</b>	<b>177</b>	<b>1</b>	<b>5</b>	<b>5</b>	<b>0</b>	<b>7</b>	<b>1</b>	<b>5</b>	<b>---</b>	<b>---</b>

### PLAYOFFS

2022	Miami	1/1	9	4	5	2	0.5	3	8	0	0	--	0	0	0	0	63	85%
<b>Totals</b>		<b>1/1</b>	<b>9</b>	<b>4</b>	<b>5</b>	<b>2</b>	<b>0.5</b>	<b>3</b>	<b>8</b>	<b>0</b>	<b>0</b>	<b>--</b>	<b>0</b>	<b>0</b>	<b>0</b>	<b>0</b>	<b>---</b>	<b>---</b>

### CAREER HIGHS

<b>Tackles</b>	11	9/10/23 at LAC
<b>Sacks</b>	3.0	11/28/21 vs. Car.
<b>INTs</b>	1	11/19/23 vs. LV
<b>PDs</b>	1	7x, last: 9/30/24 vs. Ten.
<b>FFs</b>	1	12/17/22 at Buf.
<b>FRs</b>	1	5x, last: 11/10/25 at GB



### BIRDSEED

- ▶ Earned a nomination as the Dolphins' Walter Payton Man of the Year candidate in 2022 ... The award is considered the highest honor in the NFL and highlights players who have positively impacted the community and shown excellence on the field
- ▶ During his time in Miami, founded the Jaelan Phillips Foundation, which strives to empower youth to achieve greatness through music education programs as well as sports programs ... The foundation focuses on music education, athletic camps and community partnerships ... Phillips also partnered with Green Tea Studios in Santa Monica to provide youth with meaningful music education experience
- ▶ Has been heavily involved with Lotus House in Miami ... The homeless shelter is the largest women's homeless shelter in the United States, aiming to provide a safe haven for women, youth and children ... Phillips routinely would stop in to play games, talk about life and do arts and crafts during his time with the Dolphins

### CAREER HIGHLIGHTS

- ▶ Originally selected by Miami in the 1st Round (18th overall) of the 2021 NFL Draft ... Spent first five seasons of career with the Dolphins, playing in 55 contests (38 starts) and notched 177 tackles (105 solo), 61 QB hits, 28 TFLs, 26.0 sacks, 4 FRs and 1 FF

### 2025 SEASON - DOLPHINS & EAGLES

- ▶ In his Eagles debut, registered 7 QB pressures, 6 tackles, 2 QB hits and 1 FR in the 10-7 win at Green Bay (11/10/25)
- ▶ Appeared in the first nine contests (nine starts) with Miami, totaling 25 tackles (15 solo), 3.0 sacks, 3 TFLs, 1 FR and 29 QB pressures before being traded to Philadelphia in Week 10

### 2024 SEASON - DOLPHINS

- ▶ Played in four games (three starts) before having his season cut short due to injury ... Recorded 6 tackles (2 solo) and 1.0 sack



2025 GAME-BY-GAME STATISTICS (MIA & PHI)												
Date	Opp		GP/S	Tot	Solo	Sk	Int	PD	FF	FR	Snaps	Pct
Sep 7	at Ind	L	1/1	2	1	0.0	0	0	0	0	40	55%
Sep 14	NE	L	1/1	4	0	0.0	0	0	0	0	40	67%
Sep 18	at Buf	L	1/1	3	3	0.0	0	0	0	0	42	70%
Sep 29	NYJ	W	1/1	2	1	0.0	0	0	0	1	48	76%
Oct 5	at Car	L	1/1	3	3	1.0	0	0	0	0	53	76%
Oct 12	LAC	L	1/1	3	2	0.0	0	0	0	0	48	75%
Oct 19	at Cle	L	1/1	2	1	1.0	0	0	0	0	46	81%
Oct 26	at Atl	W	1/1	2	1	0.0	0	0	0	0	40	80%
Oct 30	Bal	L	1/1	4	3	1.0	0	0	0	0	45	80%
TRADED FROM MIA TO PHI (11/3/25)												
Nov 10	at GB	W	1/1	6	4	0.0	0	0	0	1	53	78%
Nov 16	Det	W	1/1	5	2	1.0	0	0	0	0	45	76%
Nov 23	at Dal	L	1/1	0	0	0.0	0	0	0	0	59	80%
Nov 28	Chi	L	1/1	4	2	0.0	0	1	0	0	67	77%
Dec 8	at LAC											
Dec 14	LV											
Dec 20	at Was											
Dec 28	at Buf											
TBD	Was											
<b>Totals</b>			<b>13/13</b>	<b>40</b>	<b>23</b>	<b>4.0</b>	<b>0</b>	<b>1</b>	<b>0</b>	<b>2</b>	<b>---</b>	<b>---</b>



**COLLEGE HIGHLIGHTS**

- ▶ Played collegiately at UCLA (2017-18), before concluding his career at Miami (2020) ... Across the two schools, appeared in 21 games and recorded 86 tackles, 23.5 TFLs and 12.0 sacks ... In 2020, earned second-team All-America honors from *Associated Press* and second-team All-ACC honors for the Hurricanes after leading the team in both TFLs (15.5) and sacks (8.5) ... Also was a semifinalist for the Bednarik Award (nation's best defensive player) in 2020

**TRANSACTIONS**

- ▶ **2021** - Drafted by MIA in 1st round (18th overall) ... **11/28/23** - Placed on Reserve/Injured (achilles) ... **10/3/24** - Placed on Reserve/Injured (knee) ... **4/29/24** - 5th-year option exercised by MIA ... **11/3/25** - Traded from MIA to PHI in exchange for a 2026 3rd-round pick



# HOLLIN PIERCE (PS)

TACKLE | 63



Height: 6-8 Weight: 341 DOB: April 19, 2001 (Age 24)  
 NFL Experience: Rookie (1st with Eagles) Draft: UDFA-25 by PHI  
 College: Rutgers Hometown (HS): Trenton, NJ (Trenton Central)

### CAREER STATISTICS

Year	Team	GP/S	STARTS		OFF SNAPS	
			LT	RT	No	Pct
2025	Philadelphia	0/0	0	0	---	---
<b>Totals</b>		<b>0/0</b>	<b>0</b>	<b>0</b>	<b>---</b>	<b>---</b>

### BIRDSEED

- ▶ Prepped at Fork Union Military Academy (VA), where he began his post-graduate playing career as a 450-pound prospect ... Walked on at Rutgers in 2020 after a meeting with Head Coach Greg Schiano and his staff ... Since the beginning of his post-graduate journey, he has lost over 100 pounds and credits the Rutgers training staff for helping him transform his body
- ▶ Attended Trenton Central (NJ) High School where he began playing football his junior year on the OL and DL ... Also a member of the varsity basketball team and nephew of former NBA player and Rutgers Hall of Famer Hollis Copeland

### 2025 SEASON - EAGLES



### COLLEGE HIGHLIGHTS

- ▶ Played collegiately at Rutgers (2020-24), seeing action in 52 games (50 starts) at RT and LT ... Became the first Scarlet Knight offensive lineman to earn All-America status since 2009 and earned All-Big Ten honors
- ▶ In 2024, was nominated for the Bulsworth Trophy (nation's walk-on with the most outstanding career) after anchoring an offensive line that helped the Scarlet Knights to 28.9 points per game, the program's best mark since 2008, and recording 4,975 yards of total offense (4th-best in a season in school history)
- ▶ Played a pivotal role in a unit that led the Big Ten in fewest sacks allowed per game (1.08) as a junior in 2023 and ranked 2nd in the Big Ten by *Pro Football Focus*

### TRANSACTIONS

- ▶ **2025** - Signed by PHI as UDFA ... **8/25/25** - Waived by PHI ... **8/27/25** - Signed by PHI to practice squad ... **9/3/25** - Waived by PHI ... **9/8/25** - Signed by PHI to practice squad





# MATT PRYOR

GUARD/TACKLE | 79



Height: 6-7 Weight: 332 DOB: Dec. 16, 1994 (Age 30)  
 NFL Experience: 8th Year (3rd with Eagles) Draft: D6-18 (206th overall) by PHI Acquired: FA-Chi-25  
 College: TCU Hometown (HS): Lakewood, CA (Lakewood)

### CAREER STATISTICS

Year	Team	GP/S	STARTS				OFF SNAPS	
			LT	LG	RG	RT	No	Pct
2019	Philadelphia	12/0	0	0	0	0	79	7%
2020	Philadelphia	15/10	1	0	6	3	775	69%
2021	Indianapolis	17/5	1	0	1	3	440	40%
2022	Indianapolis	16/9	4	0	4	1	577	50%
2023	San Francisco	15/0	0	0	0	0	42	4%
2024	Chicago	17/15	0	0	14	1	1,006	89%
2025	Philadelphia	12/0	0	0	0	0	31	4%
<b>Totals</b>		<b>104/39</b>	<b>6</b>	<b>0</b>	<b>25</b>	<b>8</b>	<b>---</b>	<b>---</b>

PLAYOFFS								
Year	Team	GP/S	LT	LG	RG	RT	No	Pct
2019	Philadelphia	1/1	0	0	1	0	69	100%
<b>Totals</b>		<b>1/1</b>	<b>0</b>	<b>0</b>	<b>1</b>	<b>0</b>	<b>---</b>	<b>---</b>



### BIRDSEED

- ▶ Played organized football for the first time when he was a freshman at Lakewood (CA) High School ... Only received one offer out of high school to TCU, where he blossomed into an all-conference player
- ▶ Represented Kicking the Stigma during the NFL's *My Cause My Cleats* initiative while in Indianapolis ... Kicking the Stigma aims to encourage and support men's mental health

### CAREER HIGHLIGHTS

- ▶ An eight-year veteran with stints across Philadelphia (2019-20), Indianapolis (2021-22), San Francisco (2023) and Chicago (2024) ... Has played in 92 games (39 starts), spending time at LT, RG and RT

### 2025 SEASON - EAGLES

- ▶

### 2024 SEASON - BEARS

- ▶ Saw action in 17 games (15 starts), playing in a career-high 1,006 offensive snaps for an offensive line that helped **Caleb Williams** throw for 3,541 yards, establishing a Bears rookie single-season passing record

### COLLEGE HIGHLIGHTS

- ▶ Played collegiately at TCU (2014-17), appearing in 47 games (32 starts), making starts at RG and RT during his career ... In 2017, earned Big 12 coaches and *Associated Press* second-team All-Big 12 honors en route to helping the Horned Frogs finish with a 11-3 record ... Was also selected to play in the NFLPA Collegiate Bowl

### TRANSACTIONS

- ▶ **2018** - Drafted by PHI in 6th round (206th overall) ... **10/16/20** - Placed on Reserve/COVID-19 ... **10/21/20** - Activated from Reserve/COVID-19 ... **10/21/20** - Placed on Reserve/Commissioner Exempt List ... **10/22/21** - Activated Reserve/Commissioner Exempt List ... **8/31/21** - Traded to IND with a 2022 7th-round pick from PHI for a 2022 6th-round pick ... **3/16/22** - Re-signed by IND to 1-year extension ... **3/27/23** - Signed by SF to 1-year contract ... **12/25/23** - Released by SF ... **12/27/23** - Signed by SF ... **3/13/24** - Signed by CHI to 1-year contract ... **4/2/25** - Signed by PHI to 1-year contract

**First job:** Bouncer at Varsity Bar near TCU's campus ... **Surprisingly good at:** Proficient at graphic design and using technology ... **Prized possession:** His family ... **Favorite TV shows:** *Breaking Bad*, *Sons of Anarchy* and *Blacklist* ... **Best player he has faced:** Colts DE DeForest Buckner ... **First jersey:** Magic Johnson, Los Angeles Lakers ... **Three favorite throwback jerseys:** Michael Jordan, Chicago Bulls; Allen Iverson, Philadelphia 76ers; Kobe Bryant, Los Angeles Lakers



# KELEE RINGO

CORNERBACK | 7

*(pronounced KEE-lee)*

Height: 6-2 Weight: 207 DOB: June 27, 2002 (Age 23)  
 NFL Experience: 3rd Year (3rd with Eagles) Draft: D4-23 (105th overall) by PHI  
 College: Georgia Hometown (HS): Tacoma, WA (Saguaro - Scottsdale, AZ)



**SUPER BOWL CHAMPION: 2024 (LIX)**

### CAREER STATISTICS

Year	Team	GP/S	TACKLES				PASS RUSH			INTERCEPTIONS					FUMBLES		DEF SNAPS	
			Total	Solo	Asst	TFL	Sacks	QBH	QBP	Int	Yds	Lg	TD	PD	FF	FR	No	Pct
2023	Philadelphia	17/4	16	14	2	0	1.0	1	1	1	0	0	0	2	0	1	199	17%
2024	Philadelphia	17/1	7	4	3	0	0.0	0	0	0	0	--	0	1	1	1	112	11%
2025	Philadelphia	12/2	19	17	2	0	0.0	0	0	0	0	--	0	1	0	1	234	29%
<b>Totals</b>		<b>46/7</b>	<b>42</b>	<b>35</b>	<b>7</b>	<b>0</b>	<b>1.0</b>	<b>1</b>	<b>1</b>	<b>1</b>	<b>0</b>	<b>0</b>	<b>0</b>	<b>4</b>	<b>1</b>	<b>3</b>	---	---

### PLAYOFFS

2023	Philadelphia	1/0	2	1	1	0	0.0	0	0	0	0	--	0	0	0	0	35	50%
2024	Philadelphia	4/0	0	0	0	0	0.0	0	0	0	0	--	0	0	0	0	15	6%
<b>Totals</b>		<b>5/0</b>	<b>2</b>	<b>1</b>	<b>1</b>	<b>0</b>	<b>0.0</b>	<b>0</b>	<b>0</b>	<b>0</b>	<b>0</b>	<b>--</b>	<b>0</b>	<b>0</b>	<b>0</b>	<b>0</b>	---	---

### ADDITIONAL STATISTICS

**Special Teams Tackles:** 23 - 2023 (5), 2024 (8), 2025 (10)

### CAREER HIGHS

<b>Tackles</b>	6	10/5/25 vs. Den.
<b>Sacks</b>	1.0	1/7/24 at NYG
<b>INTs</b>	1	12/25/23 vs. NYG
<b>PDs</b>	1	3x, last: 1/5/25 vs. NYG
<b>FFs</b>	1	12/1/24 at Bal.
<b>FRs</b>	1	3x, last: 9/28/25 at TB

**Nicknames:** Key, Lee, Ring ... **Hobbies:** Traveling, playing video games, watching/listening to podcasts ... **Biggest influence:** Credits his father for raising him with great positive energy and being a role model ... **Bucket list:** Travel to Bali and Cancun ... **If he could have a career outside of sports:** Own a real estate company ... **If he could witness any sports moment in person:** Malcolm Butler's interception in Super Bowl XLIX ... **Favorite sports moment:** His pick-6 that sealed the win in the National Championship vs. Alabama ... **Favorite music/artist:** Hip-hop, Rylo Rodriguez ... **Favorite TV show:** *The Boondocks*



### BIRDSEED

- ▶ Has a special bond with his mother, Tralee Hale, who moved across the country to Athens, GA, to support her son's college football dreams ... Shortly after, she was diagnosed with triple-negative ductal carcinoma, a rare form of breast cancer ... She underwent surgery, multiple rounds of chemotherapy, and endured complications ... As she battled, she never missed a single game during Georgia's run to the 2022 CFP National Championship ... In February 2022, she was declared cancer free
- ▶ Alongside his mother, launched the Ringo Family Foundation during the 2023 offseason ... The aim of the foundation is to raise awareness and provide education on triple-negative breast cancer through outreach, education and treatment to improve outcomes for all women
- ▶ Originally born in Tacoma, WA, and moved to Scottsdale, AZ, as a sophomore, attending Saguaro High School ... Had only played RB and WR to that point, but his new coaches asked him to move to CB because they were thin at the position ... Went on to become a first-team All-America selection and five-star recruit, helping Saguaro to a state title

### CAREER HIGHLIGHTS

- ▶ A member of Philadelphia's **Super Bowl LIX**-winning team in 2024

### 2025 SEASON - EAGLES



### 2024 SEASON - EAGLES

- ▶ Played in all 17 regular season games (one start), registering 7 tackles (4 solo), 2 PDs, 1 FF and 1 FR ... Also added 8 special teams tackles (2nd-most on team) ... Appeared in all four postseason contests on defense and special teams during Philadelphia's playoff run
- ▶ Recovered a fumble forced by **Sydney Brown** on a punt return in the first quarter of the 28-23 win vs. Jacksonville (11/3/24)



2025 GAME-BY-GAME STATISTICS (PHI)

Date	Opp	GP/S	Tot	Solo	Sk	Int	PD	FF	FR	Snaps	Pct	
Sep 4	Dal	W	1/0	0	0	0.0	0	0	0	0	0%	
Sep 14	at KC	W	1/0	0	0	0.0	0	0	0	0	0%	
Sep 21	LAR	W	1/0	0	0	0.0	0	0	0	0	0%	
Sep 28	at TB	W	1/1	4	4	0.0	0	1	0	1	59	82%
Oct 5	Den	L	1/1	6	6	0.0	0	0	0	0	62	84%
Oct 9	at NYG	L	1/0	3	3	0.0	0	0	0	0	41	59%
Oct 19	at Min	W	1/0	5	4	0.0	0	0	0	0	22	32%
Oct 26	NYG	W	1/0	1	0	0.0	0	0	0	0	42	81%
Nov 10	at GB	W	1/0	0	0	0.0	0	0	0	0	4	6%
Nov 16	Det	W	1/0	0	0	0.0	0	0	0	0	0	0%
Nov 23	at Dal	L	1/0	0	0	0.0	0	0	0	0	4	5%
Nov 28	Chi	L	1/0	0	0	0.0	0	0	0	0	0	0%
Dec 8	at LAC											
Dec 14	LV											
Dec 20	at Was											
Dec 28	at Buf											
TBD	Was											
<b>Totals</b>			<b>12/2</b>	<b>19</b>	<b>17</b>	<b>0.0</b>	<b>0</b>	<b>1</b>	<b>0</b>	<b>1</b>	<b>234</b>	<b>29%</b>



COLLEGE HIGHLIGHTS

- ▶ A two-time CFP National Champion at Georgia (2021-22), where he totaled 76 tackles (63 solo), 19 PDs and 4 INTs in 30 games (27 starts)
- ▶ Started all 15 games as a redshirt sophomore in 2022, registering 42 tackles (37 solo), 9 PDs, 2 INTs and 1 FF en route to All-SEC honors
- ▶ Voted to the 2021 All-SEC Freshman Team after totaling 34 tackles (26 solo), 10 PDs and 2 INTs in 15 games (12 starts) ... Sealed the Bulldogs' victory vs. Alabama in the CFP National Championship with a 79-yard INT-TD, marking one of the greatest moments in program history

TRANSACTIONS

- ▶ **2023** - Drafted by PHI in 4th round (105th overall)



# TY ROBINSON

DEFENSIVE TACKLE | 95



Height: 6-5 Weight: 288 DOB: May 3, 2001 (Age 24)  
 NFL Experience: Rookie (1st with Eagles) Draft: D4-25 (111th overall) by PHI  
 College: Nebraska Hometown (HS): Gilbert, AZ (Higley)

## CAREER STATISTICS

Year	Team	GP/S	TACKLES				PASS RUSH			INTERCEPTIONS					FUMBLES		DEF SNAPS	
			Total	Solo	Asst	TFL	Sacks	QBH	QBP	Int	Yds	Lg	TD	PD	FF	FR	No	Pct
2025	Philadelphia	6/0	1	0	1	0	0.0	0	0	0	0	--	0	1	0	0	35	4%
<b>Totals</b>		<b>6/0</b>	<b>1</b>	<b>0</b>	<b>1</b>	<b>0</b>	<b>0.0</b>	<b>0</b>	<b>0</b>	<b>0</b>	<b>0</b>	<b>--</b>	<b>0</b>	<b>1</b>	<b>0</b>	<b>0</b>	<b>---</b>	<b>---</b>

## CAREER HIGHS

<b>Tackles</b>	1	10/9/25 at NYG
<b>Sacks</b>	--	---
<b>INTs</b>	--	---
<b>PDs</b>	1	10/9/25 at NYG
<b>FFs</b>	--	---
<b>FRs</b>	--	---

**Nicknames:** TRob, Vanilla Gorilla ... **Hobbies:** Movies, video games and hanging with his dog ... **Little known fact:** Was born with a sixth toe on his right foot ... **Career choice outside of sports:** Pediatrics ... **If he could play another sport:** Would be a closer for the St. Louis Cardinals ... **Favorite TV show:** *The Office* ... **Favorite movie:** *Star Wars Episode III* ... **Favorite artists:** Earth Wind & Fire, Brad Paisley, Slim Knot



## BIRDSEED

- ▶ His father, Jason, passed away at the age of 40 after a battle with Lymphoma ... Ty wears a green bracelet to honor his dad, using it as a way to remember him and the lessons he received
- ▶ Temporarily owned a pet camel back home in Arizona ... His neighbor needed a place for the camel to go, and Robinson ended up taking the camel in and raising it for a brief period of time
- ▶ During his senior year in 2024, wore the No. 9 after his teammates selected him to wear a single-digit number ... The single-digit number tradition was started by Nebraska head coach **Matt Rhule** and is awarded to the 10 toughest players on the team
- ▶ Earned Nebraska's Brook Berringer and Tom Osborne Citizenship Team awards in three consecutive years (2023-25) for his outstanding leadership, work ethic and community engagement

## 2025 SEASON - EAGLES



## COLLEGE HIGHLIGHTS

- ▶ Played six seasons at Nebraska (2019-24), seeing action in a program-record 60 contests ... Totaled 134 tackles (60 solo), 26 TFLs, 12.0 sacks and 12 PDs ... Earned All-Big Ten honors in his final two seasons with the Cornhuskers
- ▶ As a senior in 2024, started all 13 games, recording 37 tackles (21 solo), 12 TFLs, 7.0 sacks, 4 PDs and 1 FF en route to earning *Associated Press* second-team All-Big Ten honors
- ▶ In 2023, registered 29 tackles (7 solo), 4 TFLs, 1.0 sack and 1 FR, helping anchor a Nebraska defense that allowed the fewest rushing yards (92.9 ypg.), total defense (303.5 ypg.) and opponent scoring (18.3 ppg.) since the program's move to the Big Ten in 2011

## TRANSACTIONS

- ▶ **2025** - Drafted by PHI in 4th round (111th overall)



2025 GAME-BY-GAME STATISTICS (PHI)													
Date	Opp		GP/S	Tot	Solo	Sk	Int	PD	FF	FR	Snaps	Pct	
Sep 4	Dal	W	0/0	INACTIVE									
Sep 14	at KC	W	1/0	0	0	0.0	0	0	0	0	0	0%	
Sep 21	LAR	W	0/0	DID NOT PLAY									
Sep 28	at TB	W	1/0	0	0	0.0	0	0	0	0	2	3%	
Oct 5	Den	L	1/0	0	0	0.0	0	0	0	0	1	1%	
Oct 9	at NYG	L	1/0	1	0	0.0	0	1	0	0	19	28%	
Oct 19	at Min	W	1/0	0	0	0.0	0	0	0	0	6	9%	
Oct 26	NYG	W	1/0	0	0	0.0	0	0	0	0	7	13%	
Nov 10	at GB	W	0/0	INACTIVE									
Nov 16	Det	W	0/0	INACTIVE									
Nov 23	at Dal	L	0/0	INACTIVE									
Nov 28	Chi	L	0/0	INACTIVE									
Dec 8	at LAC												
Dec 14	LV												
Dec 20	at Was												
Dec 28	at Buf												
TBD	Was												
<b>Totals</b>			<b>6/0</b>	<b>1</b>	<b>0</b>	<b>0.0</b>	<b>0</b>	<b>1</b>	<b>0</b>	<b>0</b>	<b>35</b>	<b>4%</b>	





# ANDRE SAM (PS)

## SAFETY | 31



Height: 5-10 Weight: 194 DOB: Feb. 9, 1999 (Age 26)  
 NFL Experience: 1st Year (1st with Eagles) Draft: UDFA-24 by PHI  
 College: LSU Hometown (HS): Iowa, LA (Iowa)

**SUPER BOWL CHAMPION: 2024 (LIX) (PS)**

### CAREER STATISTICS

Year	Team	GP/S	TACKLES				PASS RUSH			INTERCEPTIONS					FUMBLES		DEF SNAPS			
			Total	Solo	Asst	TFL	Sacks	QBH	QBP	Int	Yds	Lg	TD	PD	FF	FR	No	Pct		
2024	Philadelphia	1/0	0	0	0	0	0.0	0	0	0	0	0	--	0	0	0	0	0	0%	
2025	Philadelphia	1/0	0	0	0	0	0.0	0	0	0	0	0	--	0	0	0	0	0	0%	
<b>Totals</b>		<b>2/0</b>	<b>0</b>	<b>0</b>	<b>0</b>	<b>0</b>	<b>0.0</b>	<b>0</b>	<b>0</b>	<b>0</b>	<b>0</b>	<b>0</b>	<b>--</b>	<b>0</b>	<b>0</b>	<b>0</b>	<b>0</b>	<b>0</b>	<b>---</b>	<b>---</b>

### ADDITIONAL STATISTICS

Special Teams Tackles: 1 - 2024 (1)

### CAREER HIGHS

Tackles	--	--
Sacks	--	--
INTs	--	--
PDs	--	--
FFs	--	--
FRs	--	--

### BIRDSEED

- ▶ After losing his father at 6 years old and his grandfather not long after that, developed a stutter that he has had to manage most of his life ... His personal battle has helped him serve as a role model for young people with speech impediments ... Has gained more confidence in speaking over the years and wants to inspire others to be resilient
- ▶ Graduated from Iowa (LA) High School with zero stars and zero offers ... Walked on at McNeese State and quickly earned a scholarship

### CAREER HIGHLIGHTS

- ▶ Spent the majority of the season on the Eagles' practice squad when the club won **Super Bowl LIX** in 2024

### 2025 SEASON - EAGLES



### 2024 SEASON - EAGLES

- ▶ A member of Philadelphia's practice squad who was elevated for Week 14 vs. Carolina and recorded 1 special teams tackle in 12 snaps

### COLLEGE HIGHLIGHTS

- ▶ Spent seven seasons at the collegiate level between McNeese State (2017-21), Marshall (2022) and LSU (2023) ... Combined for 317 tackles, 30 PDs, 11 TFLs, 9 INTs, 1 FF and 1 FR in 58 games (53 starts) ... Voted LSU's Defensive Player of the Year after the 2023 season, when he led the Tigers with 3 INTs while posting a career-high 85 tackles
- ▶ Received consecutive first-team All-Southland Conference accolades following the 2020 and 2021 campaigns at McNeese State

### TRANSACTIONS

- ▶ **2024** - Signed by PHI as UDFA ... **8/27/24** - Waived by PHI ... **8/28/24** - Signed by PHI to practice squad ... **12/7/24** - Elevated by PHI from practice squad for Week 14 vs. Carolina ... **2/14/25** - Signed by PHI to reserve/future contract ... **8/25/25** - Waived by PHI ... **8/27/25** - Signed by PHI to practice squad ... **11/28/25** - Elevated by PHI from practice squad for Week 13 vs. Chicago





2025 GAME-BY-GAME STATISTICS (PHI)													
Date	Opp	GP/S	Tot	Solo	Sk	Int	PD	FF	FR	Snaps	Pct		
Sep 4	Dal	W	---	EAGLES PRACTICE SQUAD									
Sep 14	at KC	W	---	EAGLES PRACTICE SQUAD									
Sep 21	LAR	W	---	EAGLES PRACTICE SQUAD									
Sep 28	at TB	W	---	EAGLES PRACTICE SQUAD									
Oct 5	Den	L	---	EAGLES PRACTICE SQUAD									
Oct 9	at NYG	L	---	EAGLES PRACTICE SQUAD									
Oct 19	at Min	W	---	EAGLES PRACTICE SQUAD									
Oct 26	NYG	W	---	EAGLES PRACTICE SQUAD									
Nov 10	at GB	W	---	EAGLES PRACTICE SQUAD									
Nov 16	Det	W	---	EAGLES PRACTICE SQUAD									
Nov 23	at Dal	L	---	EAGLES PRACTICE SQUAD									
Nov 28	Chi	L	1/0	0	0	0.0	0	0	0	0	0	0%	
Dec 8	at LAC												
Dec 14	LV												
Dec 20	at Was												
Dec 28	at Buf												
TBD	Was												
<b>Totals</b>			<b>1/0</b>	<b>0</b>	<b>0</b>	<b>0.0</b>	<b>0</b>	<b>0</b>	<b>0</b>	<b>0</b>	<b>0</b>	<b>0%</b>	





# WILL SHIPLEY

## RUNNING BACK | 28



Height: 5-11 Weight: 209 DOB: Aug. 29, 2002 (Age 23)  
 NFL Experience: 2nd Year (2nd with Eagles) Draft: D4-24 (127th overall) by PHI  
 College: Clemson Hometown (HS): Weddington, NC (Weddington)

**SUPER BOWL CHAMPION: 2024 (LIX)**

### CAREER STATISTICS

			RUSHING					RECEIVING					OFF SNAPS		
Year	Team	GP/S	Att	Yds	Avg	Lg	TD	Rec	Yds	Avg	Lg	TD	TYS	No	Pct
2024	Philadelphia	16/1	30	82	2.7	9	0	4	35	8.8	13	0	117	65	3%
2025	Philadelphia	10/0	11	45	4.1	20	0	5	39	7.8	11	0	84	66	9%
<b>Totals</b>		<b>26/1</b>	<b>41</b>	<b>127</b>	<b>3.1</b>	<b>20</b>	<b>0</b>	<b>9</b>	<b>74</b>	<b>8.2</b>	<b>13</b>	<b>0</b>	<b>201</b>	<b>---</b>	<b>---</b>

### PLAYOFFS

2024	Philadelphia	4/0	4	77	19.3	57	1	0	0	---	--	0	77	10	4%
<b>Totals</b>		<b>4/0</b>	<b>4</b>	<b>77</b>	<b>19.3</b>	<b>57</b>	<b>1</b>	<b>0</b>	<b>0</b>	<b>---</b>	<b>--</b>	<b>0</b>	<b>77</b>	<b>---</b>	<b>---</b>

### ADDITIONAL STATISTICS

**Kickoff Returns:** 25-693 - 2024 (6-173), 2025 (19-520) **Postseason Kickoff Returns:** 4-113 - 2024 (4-113) **Special Teams Tackles:** 10 - 2024 (6), 2025 (4)

**Postseason FFs:** 1 - 2024 (1) **Postseason Special Teams Tackles:** 3 - 2024 (3)

### CAREER HIGHS

Rush Attempts	10	1/5/25 vs. NYG
Rushing Yards	77	1/26/25 vs. Was. (CC)
Rushing Long	57	1/26/25 vs. Was. (CC)
Rushing TDs	1	1/26/25 vs. Was. (CC)
Receptions	4	1/5/25 vs. NYG
Receiving Yards	35	1/5/25 vs. NYG
Receiving Long	13	1/5/25 vs. NYG
Receiving TDs	--	---
Scrimmage Yards	77	1/26/25 vs. Was. (CC)
Scrimmage TDs	1	1/26/25 vs. Was. (CC)

### BIRDSEED

- ▶ His brother, James, played lacrosse at the University of Pennsylvania from 2020-23 and earned second-team All-Ivy League honors in 2022 ... The competitive brothers are very close and captured state titles together in football and lacrosse at Weddington (NC) High School ... Will concluded his high school career being recognized as a five-star recruit for lacrosse
- ▶ Named a semifinalist for the Wuerffel Trophy (nation's most impactful leader in community service and academic achievement) and was Clemson's ninth all-time selection to the AFCA Good Works Team for his charitable endeavors ... Fundraised \$10,000 for Levine Children's Hospital in the Charlotte Metro area ... Also helped establish the "1 CLEM5ON" endowment to provide resources to Clemson students

### CAREER HIGHLIGHTS

- ▶ In 2024, saw action on offense and special teams for Philadelphia's **Super Bowl LIX**-winning team as a rookie

### 2025 SEASON - EAGLES



### 2024 SEASON - EAGLES

- ▶ Saw action in 16 contests (one start) during his rookie season ... Finished 4th on Philadelphia with 244 special teams snaps and was tied for 3rd-most on the team with 6 special teams tackles ... Added 117 scrimmage yards (82 rushing, 35 receiving) in 65 offensive snaps
- ▶ Returned 3 kicks for 88 yards (29.3 avg.), recorded two special teams tackles and forced a Commanders RB **Jeremy McNichols** fumble on a kickoff that in the 55-23 NFC Championship win versus Washington (1/26/25) ... Also ran for a career-high 77 yards (including a career-long 57-yard run) on only 4 carries (19.3 avg.) and scored his first career TD

### COLLEGE HIGHLIGHTS

- ▶ Played collegiately at Clemson (2021-23), rushing for 2,747 yards and 31 TDs on 526 attempts (5.2 avg.) while hauling in 85 passes for 602





2025 GAME-BY-GAME STATISTICS (PHI)																
Date	Opp		GP/S	RUSHING					RECEIVING					TYS	OFF SNAPS	
				Att	Yds	Avg	Lg	TD	Rec	Yds	Avg	Lg	TD		No	Pct
Sep 4	Dal	W	1/0	3	26	8.7	20	0	0	0	---	--	0	26	5	8%
Sep 14	at KC	W	0/0	INACTIVE												
Sep 21	LAR	W	0/0	INACTIVE												
Sep 28	at TB	W	1/0	0	0	---	--	0	0	0	---	--	0	0	3	5%
Oct 5	Den	L	1/0	1	0	---	--	0	1	4	4.0	4	0	4	8	13%
Oct 9	at NYG	L	1/0	0	0	---	--	0	0	0	---	--	0	0	3	5%
Oct 19	at Min	W	1/0	0	0	---	--	0	1	7	7.0	7	0	7	8	16%
Oct 26	NYG	W	1/0	3	2	0.7	3	0	0	0	---	--	0	2	8	14%
Nov 10	at GB	W	1/0	4	17	4.3	7	0	2	17	8.5	11	0	73	12	19%
Nov 16	Det	W	1/0	0	0	---	--	0	0	0	---	--	0	0	7	10%
Nov 23	at Dal	L	1/0	0	0	---	--	0	0	0	---	--	0	0	8	13%
Nov 28	Chi	L	1/0	0	0	---	--	0	1	11	11.0	11	0	11	4	7%
Dec 8	at LAC															
Dec 14	LV															
Dec 20	at Was															
Dec 28	at Buf															
TBD	Was															
<b>Totals</b>			<b>10/0</b>	<b>11</b>	<b>45</b>	<b>4.1</b>	<b>20</b>	<b>0</b>	<b>5</b>	<b>39</b>	<b>7.8</b>	<b>11</b>	<b>0</b>	<b>84</b>	<b>66</b>	<b>9%</b>



**Nickname:** Ship ... **Hobbies:** Playing video games and cooking (is very interested in culinary arts) ... **Little-known fact:** Taekwondo was his first sport and lacrosse was his second sport ... **If he could have a career outside of sports:** Real estate ... **One food he would never eat:** Brussels sprouts ... **Favorite athletes to watch:** James Shipley (brother) and Anthony Edwards ... **Favorite movie:** *The Blindside* ... **Favorite TV show:** *Suits* ... **Favorite music genre:** Christian rap

yards and 2 TDs in 36 career games (27 starts) ... Returned 34 kickoffs for 904 yards ... Finished his career among the top-10 in Clemson history in total TDs (33), rushing TDs (31), 100+ yard rushing games (10), all-purpose yards (4,253) and kickoff return yards (904)

- ▶ Became the first player in ACC history to receive first-team all-conference honors at three different positions (RB, all-purpose, specialist) during the 2022 campaign ... Rushed for 1,182 yards and 15 TDs and tallied 242 yards on 38 catches en route to helping Clemson win the ACC Championship and earn an Orange Bowl appearance
- ▶ Earned second-team Freshman All-America honors in 2021 ... Posted 738 yards and 11 TDs on 149 carries (5.0 avg.) ... His 11 rushing TDs were the 2nd-most by a Clemson true freshman since 1972

**TRANSACTIONS**

- ▶ **2024** - Drafted by PHI in 4th round (127th overall)



# DEVONTA SMITH

WIDE RECEIVER | 6

(pronounced duh-VON-tay)

Height: 6-0 Weight: 170 DOB: Nov. 14, 1998 (Age 27)

NFL Experience: 5th Year (5th with Eagles) Draft: D1-21 (10th overall) by PHI

College: Alabama Hometown (HS): Amite, LA (Amite)



SUPER BOWL CHAMPION: 2024 (LIX)

## CAREER STATISTICS

Year	Team	GP/S	RECEIVING					OFF SNAPS	
			Rec	Yds	Avg	Lg	TD	No	Pct
2021	Philadelphia	17/16	64	916	14.3	46	5	916	82%
2022	Philadelphia	17/17	95	1,196	12.6	45	7	1,083	92%
2023	Philadelphia	16/16	81	1,066	13.2	63t	7	1,043	91%
2024	Philadelphia	13/13	68	833	12.3	49	8	801	69%
2025	Philadelphia	12/12	60	802	13.4	79t	3	668	92%
<b>Totals</b>		<b>75/74</b>	<b>368</b>	<b>4,813</b>	<b>13.1</b>	<b>79t</b>	<b>30</b>	---	---

## PLAYOFFS

2021	Philadelphia	1/1	4	60	15.0	31	0	66	100%
2022	Philadelphia	3/3	15	197	13.1	45	1	208	95%
2023	Philadelphia	1/1	8	148	18.5	55	0	57	97%
2024	Philadelphia	4/4	16	190	11.9	46t	1	227	85%
<b>Totals</b>		<b>9/9</b>	<b>43</b>	<b>595</b>	<b>13.8</b>	<b>55</b>	<b>2</b>	---	---

## ADDITIONAL STATISTICS

Fumbles/Lost: 3/3 - 2021 (1/1), 2022 (1/1), 2023 (1/1) Rushing: 1-1 - 2024 (1-1)

Punt Returns: 2-15 - 2022 (2-15)

## CAREER HIGHS

Receptions	11	12/15/24 vs. Pit.
Receiving Yards	183	10/19/25 at Min.
Receiving Long	79t	10/19/25 at Min.
Receiving TDs	2	3x, last: 12/29/24 vs. Dal.



## BIRDSEED

- ▶ Hosts the DeVonta Smith & Friends Celebrity Softball Game annually at the Lehigh Valley IronPigs (Philadelphia Phillies' Triple-A affiliate) stadium in Allentown, PA ... The fundraiser's teams feature a number of Eagles teammates and other players from across the league
- ▶ Is the son of Christina Smith-Sylve, who is a social worker, and Kelvin Dickerson, who manages a car-detailing business ... Also has a younger brother, Christian, who was a RB at Amite (LA) High School ... Bought a brand new home for his mother during the 2021 offseason
- ▶ Credits much of his success to his barber, Vincent Sanders, who became his mentor growing up ... Sanders helped reinforce that football was meant to be a part of Smith's future and drove him to camps
- ▶ Has represented the Eagles Autism Foundation through the NFL's *My Cause My Cleats* campaign ... The foundation helps support impactful autism research and care to improve the lives of affected individuals and families while aiming to drive scientific breakthroughs

## CAREER HIGHLIGHTS

- ▶ Is the Eagles' all-time leader in postseason receiving yards (595)
- ▶ Led Philadelphia with 69 yards and 1 TD on 4 receptions (17.3 avg.) in the 40-22 win vs. Kansas City in **Super Bowl LIX** in 2024 ... Hauled in a 46-yard TD pass that is remembered as "The Dagger" as it lifted the Eagles to an insurmountable 34-0 lead during the third quarter
- ▶ Recorded the most single-game receiving yards (148) in team playoff history in the NFC Wild Card at Tampa Bay on 1/15/24
- ▶ Produced 100 yards on 7 receptions (14.3 avg.) in Super Bowl LVII vs. Kansas City in 2022, becoming the third player in franchise history to have 100+ receiving yards in a Super Bowl ... Joined **Terrell Owens** in Super Bowl XXXIX (122) and **Corey Clement** in Super Bowl LII (100)
- ▶ With a career-high 1,196 receiving yards in 2022, teamed up with **A.J. Brown** (1,496) to become the Eagles' first 1,000+ yard receiving duo ... The tandem then repeated the feat during the 2023 campaign
- ▶ Set the team rookie record for receiving yards (916) in 2021, breaking the previous mark owned by **DeSean Jackson** in 2008 (912)

## NOTES TO KNOW

- ▶ Is one of just four NFL players with 7+ receiving TDs in three consecutive seasons, joining **Davante Adams**, **A.J. Brown** and **Ja'Marr Chase** ... Also one of four Eagles to accomplish that feat, along with **Mike Quick** (five, 1983-87), **Harold Carmichael** (four, 1977-80) and Brown

## 2025 SEASON - EAGLES

- ▶ Recorded a career-high 183 yards on 9 catches (20.3 avg.) in the 28-22 win at Minnesota (10/19/25) ... Hauled in a career-long 79-yard TD catch on second-and-5 with 8:07 remaining in the third quarter to give the Eagles a 21-9 lead ... His 183 yards marked the most by an Eagle since **Jeremy Maclin** in 2014 (187)
- ▶ Caught a 4-yard TD pass on fourth-and-4 from the LAR 4-yard line with 1:48 remaining in the fourth quarter, completing the Eagles stretch of 19 unanswered points and giving them a 27-26 lead in the win vs. Los



2025 GAME-BY-GAME STATISTICS (PHI)										
Date	Opp		GP/S	Rec	Yds	Avg	Lg	TD	Snaps	Pct
Sep 4	Dal	W	1/1	3	16	5.3	7	0	56	89%
Sep 14	at KC	W	1/1	4	53	13.3	28	0	45	75%
Sep 21	LAR	W	1/1	8	60	7.5	16	1	64	96%
Sep 28	at TB	W	1/1	2	29	14.5	20	0	52	91%
Oct 5	Den	L	1/1	8	114	14.3	52	0	60	98%
Oct 9	at NYG	L	1/1	4	49	12.3	16	0	55	96%
Oct 19	at Min	W	1/1	9	183	20.3	79t	1	44	88%
Oct 26	NYG	W	1/1	6	84	14.0	26	0	53	90%
Nov 10	at GB	W	1/1	4	69	17.3	36t	1	58	92%
Nov 16	Det	W	1/1	1	8	8.0	8	0	70	97%
Nov 23	at Dal	L	1/1	6	89	14.8	41	0	60	95%
Nov 28	Chi	L	1/1	5	48	9.6	30	0	51	94%
Dec 8	at LAC									
Dec 14	LV									
Dec 20	at Was									
Dec 28	at Buf									
TBD	Was									
<b>Totals</b>			<b>12/12</b>	<b>60</b>	<b>802</b>	<b>13.4</b>	<b>79t</b>	<b>3</b>	<b>668</b>	<b>92%</b>

**Nicknames:** Smitty, Slim Reaper, Skinny Batman ... **Place he'd like to visit:** Tokyo, Japan ... **Hidden talent:** Cooking ... **If he could play another sport, what position:** Basketball, point guard ... **What his job would be if he wasn't playing football:** "Probably detailing cars. That was my first job at the car wash." ... **Favorite athlete growing up:** Former Saints QB Aaron Brooks ... **Favorite pregame music:** "It's got to be Lil Boosie. For some reason, I listen to 'Candy Rain' (by Soul for Real) the whole time I'm stretching. I don't change the song. It's on repeat, the entire time, on loop." ... **Favorite movie:** *I'm Bout It* by Master P ... **Favorite food:** "Crawfish étouffée. That's Louisiana stuff."



MOST RECEIVING YARDS		
Date	Opponent	Yds
10/19/25	at Minnesota Vikings (W, 28-22)	183
9/25/22	at Washington Commanders (W, 24-8)	169
1/15/24	at Tampa Bay Buccaneers (L, 9-32) (WC)	148
9/14/23	vs. Minnesota Vikings (W, 34-28)	131
12/18/22	at Chicago Bears (W, 25-20)	126
10/3/21	vs. Kansas City Chiefs (L, 30-42)	122
12/29/24	vs. Dallas Cowboys (W, 41-7)	120
11/7/21	vs. Los Angeles Chargers (L, 24-27)	116
1/1/23	vs. New Orleans Saints (L, 10-20)	115
10/5/25	vs. Denver Broncos (L, 21-17)	114
12/24/22	at Dallas Cowboys (L, 34-40)	113
12/15/24	vs. Pittsburgh Steelers (W, 27-13)	109

MULTI-TOUCHDOWN GAMES		
Date	Opponent	TD
12/29/24	vs. Dallas Cowboys (W, 41-7)	2
12/24/22	at Dallas Cowboys (L, 34-40)	2
11/14/21	at Denver Broncos (W, 30-13)	2

Angeles (9/21/25)

**2024 SEASON - EAGLES**

- ▶ Finished with 833 yards after leading the team in receptions (68) and receiving TDs (career-high 8) in 13 games ... Added 190 yards and 1 TD on 16 catches in four playoff contests ... Became the first Eagle with 300+ career receptions (308) in their first four NFL seasons
- ▶ Caught 4 passes for 69 yards (17.3 avg.) and 1 TD in the 40-22 victory vs. Kansas City in **Super Bowl LIX** (2/9/25) ... Completed the signature play of the game, known as "The Dagger," a 46-yard TD that provided Philadelphia a 34-0 lead with 2:40 remaining in the third quarter
- ▶ Posted a season-high 120 yards and a career-high-tying 2 TDs on 6 receptions (20.0 avg.) in the 41-7 win vs. Dallas (12/29/24) ... His 22-yard TD in the second quarter gave the Eagles a lead they would not surrender en route to clinching the NFC East Championship
- ▶ Logged a career-high 11 catches (most by an Eagle in 2024) for 109 yards and 1 TD in the 27-13 victory vs. Pittsburgh (12/15/24)
- ▶ Registered the game-winning, 45-yard TD with 7:54 remaining in the fourth quarter of the 20-16 win vs. Cleveland (10/13/24)

**COLLEGE HIGHLIGHTS**

- ▶ Played collegiately at Alabama (2017-20), where he caught 235 passes for 3,965 yards and 46 TDs in 54 career games ... Finished as the SEC's all-time leader in receiving yards and TDs (5th-most in NCAA history)
- ▶ Voted the 2020 Heisman Trophy winner after leading the NCAA in receptions (117), receiving yards (1,856) and receiving TDs (23) ... Became the first WR to capture the Heisman Trophy since **Desmond Howard** in 1991 ... Also became just the third player in Crimson Tide history to do so, joining **Derrick Henry** (2015) and **Mark Ingram** (2009)
- ▶ Recognized as the 2020 *Associated Press* Player of the Year (first WR to ever win the award) ... Also honored as the Biletnikoff Award winner (presented to the nation's top receiver), Paul Hornung Award recipient



(awarded to the nation's most versatile player), a unanimous first-team All-America selection and SEC Offensive Player of the Year

- ▶ A two-time CFP National Champion (2017 and 2020) ... Selected as the Offensive MVP of the 2021 CFP National Championship Game after posting 12 receptions for 215 yards (17.9 avg.) and 3 TDs in the first half, shattering seven school, conference and CFP records

#### TRANSACTIONS

- ▶ **2021** - Drafted by PHI in 1st round (10th overall) ... **4/15/24** - 5th-year option exercised by PHI ... Agreed to terms with PHI on 3-year contract extension



# NOLAN SMITH

## OUTSIDE LINEBACKER | 3



Height: 6-2 Weight: 238 DOB: Jan. 18, 2001 (Age 24)  
 NFL Experience: 3rd Year (3rd with Eagles) Draft: D1b-23 (30th overall) by PHI  
 College: Georgia Hometown (HS): Savannah, GA (IMG Academy - Bradenton, FL)

SUPER BOWL CHAMPION: 2024 (LIX)

### CAREER STATISTICS

Year	Team	GP/S	TACKLES				PASS RUSH			INTERCEPTIONS					FUMBLES		DEF SNAPS	
			Total	Solo	Asst	TFL	Sacks	QBH	QBP	Int	Yds	Lg	TD	PD	FF	FR	No	Pct
2023	Philadelphia	17/0	13	6	7	1	1.0	3	5	0	0	--	0	0	0	0	188	16%
2024	Philadelphia	16/10	39	21	18	7	6.5	11	24	0	0	--	0	2	1	2	586	52%
2025	Philadelphia	7/7	19	9	10	0	2.0	7	19	0	0	--	0	0	1	0	257	32%
<b>Totals</b>		<b>40/17</b>	<b>71</b>	<b>36</b>	<b>35</b>	<b>8</b>	<b>9.5</b>	<b>21</b>	<b>49</b>	<b>0</b>	<b>0</b>	<b>--</b>	<b>0</b>	<b>2</b>	<b>2</b>	<b>2</b>	<b>---</b>	<b>---</b>

### PLAYOFFS

2023	Philadelphia	1/0	4	1	3	0	0.5	1	1	0	0	--	0	0	0	0	16	23%
2024	Philadelphia	4/4	14	6	8	4	4.0	5	17	0	0	--	0	0	1	0	209	77%
<b>Totals</b>		<b>5/4</b>	<b>18</b>	<b>7</b>	<b>11</b>	<b>4</b>	<b>4.5</b>	<b>6</b>	<b>18</b>	<b>0</b>	<b>0</b>	<b>--</b>	<b>0</b>	<b>0</b>	<b>1</b>	<b>0</b>	<b>---</b>	<b>---</b>

### ADDITIONAL STATISTICS

Special Teams Tackles: 8 - 2023 (5), 2024 (3) Postseason Special Teams Tackles: 2 - 2024 (2)

### CAREER HIGHS

Tackles	8	12/1/24 at Bal.
Sacks	2.0	1/12/25 vs. GB (WC)
INTs	--	---
PDs	1	2x, last: 12/15/24 vs. Pit.
FFs	1	3x, last: 9/14/25 at KC
FRs	2	12/22/24 at Was.



### BIRDSEED

- ▶ Created the Nolan Smith Foundation to capitalize on the platform that sports provide to support and inspire communities in need ... Hosts an annual youth football camp called "Pups Day Out" in his hometown, providing hands-on training of technique for children to develop as football players while gaining valuable life lessons ... The foundation is also involved in community bicycle drives, golf fundraisers and providing meals to the homeless, among other charitable endeavors
- ▶ Wears No. 3 as a tribute to his mother, Chakeima Bigham ... Chakeima also wore the number playing high school sports in Savannah, GA
- ▶ Posted historic figures at the 2023 NFL Combine, including a 4.39 40-yard dash and a 41.5-inch vertical ... Each of those led all DL at the Combine ... Became the heaviest player in Combine history to log a sub-4.4 40-yard dash along with a 40+ inch vertical
- ▶ Was roommates with **Nakobe Dean** at Georgia
- ▶ Prepped at Calvary Day School (Savannah, GA) before transferring to IMG Academy (Bradenton, FL) for his final two years of high school ... Rated a top-five player nationally across recruiting platforms

### CAREER HIGHLIGHTS

- ▶ Totaled 4.0 sacks during Philadelphia's **Super Bowl LIX**-winning playoff run in 2024, marking the most by an Eagle in a single postseason

### NOTES TO KNOW

- ▶ His 4.5 career sacks in the playoffs are the 3rd-most in Eagles postseason history, behind **Brandon Graham** (5.5) and **Josh Sweat** (5.0)

### 2025 SEASON - EAGLES



### 2024 SEASON - EAGLES

- ▶ Posted 39 tackles with 24 pressures, 11 QB hits, 7 TFLs, 6.5 sacks, 2 PDs, 2 FRs and 1 FF in 16 games (10 starts) ... Added 17 pressures, 14 tackles, 5 QB hits, 4.0 sacks and 1 FF in four straight during the club's



2025 GAME-BY-GAME STATISTICS (PHI)

Date	Opp	GP/S	Tot	Solo	Sk	Int	PD	FF	FR	Snaps	Pct	
Sep 4	Dal	W	1/1	4	1	0.0	0	0	0	52	85%	
Sep 14	at KC	W	1/1	3	0	0.0	0	0	1	44	73%	
Sep 21	LAR	W	1/1	3	3	0.0	0	0	0	46	70%	
Sep 28	at TB	W	0/0	RESERVE/INJURED (TRICEPS)								
Oct 5	Den	L	0/0	RESERVE/INJURED (TRICEPS)								
Oct 9	at NYG	L	0/0	RESERVE/INJURED (TRICEPS)								
Oct 19	at Min	W	0/0	RESERVE/INJURED (TRICEPS)								
Oct 26	NYG	W	0/0	RESERVE/INJURED (TRICEPS)								
Nov 10	at GB	W	1/1	2	2	1.0	0	0	0	19	28%	
Nov 16	Det	W	1/1	1	1	0.0	0	0	0	22	37%	
Nov 23	at Dal	L	1/1	3	1	0.0	0	0	0	40	54%	
Nov 28	Chi	L	1/1	3	1	1.0	0	0	0	34	39%	
Dec 8	at LAC											
Dec 14	LV											
Dec 20	at Was											
Dec 28	at Buf											
TBD	Was											
<b>Totals</b>			<b>7/7</b>	<b>16</b>	<b>9</b>	<b>2.0</b>	<b>0</b>	<b>0</b>	<b>1</b>	<b>0</b>	<b>257</b>	<b>32%</b>



**Super Bowl LIX**-winning playoff run ... Combined for 10.5 sacks, including the most sacks ever by an Eagle in a single postseason

- ▶ Sacked Commanders QB **Jayden Daniels** on fourth-and-11 during the fourth quarter of the 55-23 win vs. Washington in the NFC Championship (1/26/25) ... Marked his 4th sack of the playoffs, breaking a team postseason record previously held by **Haason Reddick** in 2022 (3.5)
- ▶ Had a fourth-quarter strip-sack against Rams QB **Matthew Stafford** in the 28-22 win vs. L.A. Rams in the NFC Divisional Playoff (1/19/25)
- ▶ Became the youngest Eagle (23 years old) to register 2.0+ sacks in a playoff game when he brought down Packers QB **Jordan Love** twice in the 22-10 win vs. Green Bay in the NFC Wild Card Playoff (1/12/25)
- ▶ Made his first career start and produced 1.0 sack against QB **Daniel Jones** during the 28-3 victory at N.Y. Giants (10/20/24)

COLLEGE HIGHLIGHTS

- ▶ A two-time CFP National Champion (2021, '22) at Georgia (2019-22) ... During his Bulldogs career, registered 114 tackles (66 solo), 21 TFLs, 11.5 sacks, 4 PDs, 3 FFs, 1 FR and 1 INT in 36 games (22 starts)
- ▶ As a senior in 2022, led Georgia with 16 hurries through eight games (all starts) before sustaining a season-ending injury ... Finished with 18 tackles (14 solo), 7 TFLs, 3.0 sacks and 1 PD ... Named to preseason watch lists for the Outland Trophy (nation's top interior lineman) and Bronko Nagurski Trophy (nation's top defender) ... Additionally was a second-team preseason All-America selection by *Athlon Sports*
- ▶ Totaled 56 tackles (31 solo), 9 TFLs, 3.5 sacks, 3 FFs, 2 PDs and 1 FR over 14 games (all starts) during his junior campaign in 2021 ... Earned SEC Co-Defensive Player of the Week twice, including when he produced a FF, FR and INT in that span of 39 seconds vs. Florida

TRANSACTIONS

- ▶ **2023** - Drafted by PHI in 1st round (30th overall) ... **9/24/25** - Placed on Reserve/Injured (triceps) ... **11/10/25** - Activated from Reserve/Injured (triceps)

**Nickname:** Young Nolan ... **Hobbies:** Loves fishing, considers himself a "big country boy" ... **Wants to catch some small mount fish in the area** ... **Has always wanted to catch a Goliath Grouper** ... **If he could play another sport:** Would play catcher or center field in the MLB ... **Favorite sports moments:** Winning back-to-back CFP Championships at Georgia ... **Favorite TV shows:** *Yellowstone* and *Game of Thrones*



# TYLER STEEN

GUARD/TACKLE | 56



Height: 6-6 Weight: 321 DOB: June 24, 2000 (Age 25)  
 NFL Experience: 3rd Year (3rd with Eagles) Draft: D3a-23 (65th overall) by PHI  
 College: Alabama Hometown (HS): Miami, FL (St. Thomas Aquinas)

SUPER BOWL CHAMPION: 2024 (LIX)

### CAREER STATISTICS

Year	Team	GP/S	STARTS				OFF SNAPS	
			LT	LG	RG	RT	No	Pct
2023	Philadelphia	11/1	0	0	1	0	71	6%
2024	Philadelphia	17/2	0	1	1	0	316	27%
2025	Philadelphia	12/12	0	0	11	0	721	99%
<b>Totals</b>		<b>40/15</b>	<b>0</b>	<b>1</b>	<b>13</b>	<b>0</b>	<b>---</b>	<b>---</b>

PLAYOFFS								
Year	Team	GP/S	LT	LG	RG	RT	No	Pct
2023	Philadelphia	0/0	0	0	0	0	0	0%
2024	Philadelphia	4/1	0	1	0	0	84	31%
<b>Totals</b>		<b>4/1</b>	<b>0</b>	<b>1</b>	<b>0</b>	<b>0</b>	<b>---</b>	<b>---</b>

### BIRDSEED

- ▶ Comes from a family with a strong military background ... His grandfather, Sgt. Rodney M. Davis, was posthumously honored with the Medal of Honor after jumping on a grenade to save his fellow soldiers during the Vietnam War ... Steen takes great pride in knowing his grandfather sacrificed his life for his country at age 25 ... His father, Daris Steen, is a retired Marine who instilled great values in him growing up
- ▶ His father played football at LSU and also coached him when he was younger ... His brother, Blake, currently plays OL at Virginia
- ▶ Prepped at St. Thomas Aquinas (FL) High School, which produced the most NFL Draft selections in the country from 2013-23
- ▶ Has experience playing on the defensive side of the ball ... Started his Vanderbilt career as a DL before transitioning full-time to OL

### CAREER HIGHLIGHTS

- ▶ A member of Philadelphia's **Super Bowl LIX**-winning roster in 2024 ... Contributed to an OL unit that helped RB **Saquon Barkley** set an Eagles single-season rushing record (2,005) and an NFL record for single-season rushing yards including playoffs (2,504) ... Philadelphia established a league record for most single-season combined yards (3,866)

### 2025 SEASON - EAGLES

- ▶

### 2024 SEASON - EAGLES

- ▶ Appeared in all 17 regular season games (two starts), playing a career-high 316 offensive snaps in the regular season ... Also appeared in all four postseason contests (one start), seeing 84 postseason snaps

### COLLEGE HIGHLIGHTS

- ▶ Played five seasons in the collegiate ranks, including stints at Alabama (2022) and Vanderbilt (2018-21) ... Started his final 46 games with the Crimson Tide and Commodores, appearing at both OT positions
- ▶ During his redshirt senior season at Alabama in 2022, garnered second-team All-SEC honors after earning the Crimson Tide's starting LT job ... Started all 13 games and totaled 25 knockdown blocks while protecting the nation's No. 4 scoring offense (41.1 ppg) ... Appeared in 38 contests (33 starts) over his four-year career at Vanderbilt

### TRANSACTIONS

- ▶ **2023** - Drafted by PHI in 3rd round (65th overall)



**Hobbies:** Watching movies and playing video games ... **Surprisingly good at:** Sudoku ... **If he could have a career outside of sports:** Music label producer or owner ... **Favorite sports moment:** Winning the 2022 Sugar Bowl while at Alabama ... **Favorite TV show:** *The Office*



# AMBRY THOMAS (PS)

## CORNERBACK | 38



Height: 6-0 Weight: 183 DOB: Sept. 9, 1999 (Age 26)  
 NFL Experience: 5th Year (1st with Eagles) Draft: D3-21 (102nd Overall) by SF Acquired: FA-25  
 College: Michigan Hometown (HS): Detroit, MI (Martin Luther King)

### CAREER STATISTICS

Year	Team	GP/S	TACKLES				PASS RUSH			INTERCEPTIONS					FUMBLES		DEF SNAPS	
			Total	Solo	Asst	TFL	Sacks	QBH	QBP	Int	Yds	Lg	TD	PD	FF	FR	No	Pct
2021	San Francisco	12/5	19	14	5	1	0.0	0	0	1	0	0	0	5	0	0	333	31%
2022	San Francisco	15/0	5	5	0	0	0.0	0	0	0	0	0	0	0	0	41	4%	
2023	San Francisco	15/6	41	34	7	0	0.0	0	0	1	2	2	0	7	1	1	481	44%
2025	Philadelphia	0/0	0	0	0	0	0.0	0	0	0	0	--	0	0	0	0	0	0%
<b>Totals</b>		<b>42/11</b>	<b>65</b>	<b>53</b>	<b>12</b>	<b>1</b>	<b>0.0</b>	<b>0</b>	<b>0</b>	<b>2</b>	<b>2</b>	<b>2</b>	<b>0</b>	<b>12</b>	<b>1</b>	<b>1</b>	<b>---</b>	<b>---</b>

### ADDITIONAL STATISTICS

Kickoff Returns: 4-70 - 2021 (4-70)

### CAREER HIGHS

Tackles	6	12/3/23 at Phi.
Sacks	--	--
INTs	1	2x, last 11/23/23 at Sea.
PDs	3	12/3/23 at Phi.
FFs	1	11/12/23 at Jax.
FRs	1	11/12/23 at Jax.



### BIRDSEED

- ▶ Prepped at Martin Luther King (MI) High School ... Labeled an ESPN four-star recruit ... Ranked No. 186 player nationally and No.3 prospect in Michigan ... Ranked 247.com four-star recruit rated No. 94 prospect nationally and the No. 13 cornerback in the country

### CAREER HIGHLIGHTS

- ▶ Spent time on San Francisco's active roster, appearing in 42 total contests ... Registered 79 total tackles

### 2025 SEASON - EAGLES



### 2024 SEASON - VIKINGS

- ▶ Spent time with San Francisco and Indianapolis before signing to the Vikings practice squad, where he spent the rest of season

### COLLEGE HIGHLIGHTS

- ▶ Played collegiately at Michigan (2017-19), where he made 34 catches for 903 yards, and 14 touchdowns as a receiver his senior year ... Recorded 44 tackles and 14 pass breakups

### TRANSACTIONS

- ▶ **2021** - Drafted by SF in 3rd round (102nd overall) ... **1/5/22** - Placed on Reserve/Non-Football Injury (COVID-19) ... **1/7/22** - Re-instated by SF ... **12/17/24** - Waived by SF ... **12/18/24** ... Acquired by IND from waiver ... **12/19/24** - Waived by IND ... **12/24/24** - Signed by MIN to practice squad ... **1/16/24** - Signed by MIN ... **8/26/25** - Waived by MIN ... **8/29/25** - Signed by PHI to practice squad ... **11/13/25** - Released by PHI ... **11/14/25** - Signed by PHI to practice squad



2025 GAME-BY-GAME STATISTICS (PHI)													
Date	Opp	GP/S	Tot	Solo	Sk	Int	PD	FF	FR	Snaps	Pct		
Sep 4	Dal	W	---	EAGLES PRACTICE SQUAD									
Sep 14	at KC	W	---	EAGLES PRACTICE SQUAD									
Sep 21	LAR	W	---	EAGLES PRACTICE SQUAD									
Sep 28	at TB	W	---	EAGLES PRACTICE SQUAD									
Oct 5	Den	L	---	EAGLES PRACTICE SQUAD									
Oct 9	at NYG	L	---	EAGLES PRACTICE SQUAD									
Oct 19	at Min	W	---	EAGLES PRACTICE SQUAD									
Oct 26	NYG	W	---	EAGLES PRACTICE SQUAD									
Nov 10	at GB	W	---	EAGLES PRACTICE SQUAD									
Nov 16	Det	W	---	EAGLES PRACTICE SQUAD									
Nov 23	at Dal	L	---	EAGLES PRACTICE SQUAD									
Nov 28	Chi	L	---	EAGLES PRACTICE SQUAD									
Dec 8	at LAC												
Dec 14	LV												
Dec 20	at Was												
Dec 28	at Buf												
TBD	Was												
<b>Totals</b>			<b>0/0</b>	<b>0</b>	<b>0</b>	<b>0.0</b>	<b>0</b>	<b>0</b>	<b>0</b>	<b>0</b>	<b>0%</b>		





# BRETT TOTH

OFFENSIVE LINE | 64

*(pronounced TOETH)*

Height: 6-6 Weight: 304 DOB: Sept. 1, 1996 (Age 29)  
 NFL Experience: 6th Year (5th with Eagles) Draft: UDFA-19 by PHI Acquired: FA-23  
 College: Army Hometown (HS): Charleston, SC (West Ashley)



SUPER BOWL CHAMPION: 2024 (LIX)

### CAREER STATISTICS

Year	Team	GP/S	STARTS					OFF SNAPS	
			LT	LG	C	RG	RT	No	Pct
2019	Arizona	0/0	0	0	0	0	0	0	0%
2020	Philadelphia	6/1	0	0	0	0	1	94	8%
2021	Philadelphia	11/0	0	0	0	0	0	53	5%
2023	Carolina	3/1	0	0	0	1	0	74	6%
2025	Philadelphia	12/3	0	1	2	0	0	281	39%
<b>Totals</b>		<b>32/5</b>	<b>0</b>	<b>1</b>	<b>2</b>	<b>1</b>	<b>1</b>	<b>---</b>	<b>---</b>

PLAYOFFS										
2024	Philadelphia	4/0	0	0	0	0	0	0	12	4%
<b>Totals</b>		<b>4/0</b>	<b>0</b>	<b>0</b>	<b>0</b>	<b>0</b>	<b>0</b>	<b>0</b>	<b>---</b>	<b>---</b>

### BIRDSEED

- ▶ A first lieutenant in the U.S. Army who received a waiver to pursue an NFL career while serving as an active-duty soldier ... In the offseason, Has worked as an instructor at Temple’s ROTC program in Philadelphia
- ▶ Earned a degree in nuclear engineering ... Returned to a career in the military after serving as a graduate assistant for the Black Knights in 2018, taking a Basic Officer Leadership Course at Fort Leonard Wood in Missouri ... As an engineer officer, learned about demolition, project management and construction ... Earned a platoon leader role with the 3rd Chemical Brigade doing Basic Combat Training
- ▶ Followed in the footsteps of numerous family members who served their country, including his father, Douglas, who is a Navy veteran ... His wife, Thereasa, was previously stationed in Korea
- ▶ Has supported Legacies Alive through the NFL’s *My Cause My Cleats* initiative ... The foundation, which was created by combat veterans, is focused on strengthening and supporting Gold Star families

### CAREER HIGHLIGHTS

- ▶ A member of the 2024 Eagles roster that won **Super Bowl LIX**
- ▶ Entered the NFL as a UDFA with the Eagles in 2019 ... Has held stints with Philadelphia (2019, '20-24), Arizona (2019) and Carolina (2023) ... Has played in 20 games with one start at RT and one start at RG

### 2025 SEASON - EAGLES



### 2024 SEASON - EAGLES

- ▶ Spent time on Philadelphia’s practice squad before being signed to the team’s active roster during their playoff run ... Appeared in all four postseason matchups



**First job:** “Bus boy at a Southern cooking buffet, and it was terrible.”  
 ... **Bucket list:** Seeing the Northern lights with his wife, who used to live in Alaska ... **Desired talent:** Ability to sing or play an instrument...  
**Favorite movies:** *Gladiator* and *Cinderella Man* ... **Favorite TV show:** *Band of Brothers* ... **If he could be a fly on the wall for a moment in history:** “A presidential inauguration, because you know there’s national secrets. Kind of gets you thinking, almost like *National Treasure*.” ... **Food that he couldn’t live without:** “My favorite, 100 percent, is shrimp and grits, but I couldn’t do without sushi. There are just so many different assortments of sushi. Endless possibilities.”



#### COLLEGE HIGHLIGHTS

- ▶ Played collegiately at Army, where he was a two-year starter at tackle ... Appeared in 31 games (28 starts) ... Started all 26 games (25 at RT) over his final two seasons with the Black Knights
- ▶ Ranked by *Pro Football Focus* as the nation's 5th-best run-blocking tackle in 2017 ... Invited to the Senior Bowl, becoming the first Army player to earn that honor

#### TRANSACTIONS

- ▶ **2019** - Signed by PHI as UDFA ... **8/31/19** - Waived by PHI ... **9/1/19** - Claimed off waivers by ARI ... **10/19/19** - Placed on Reserve/Non-Football Injury ... **9/4/20** - Waived/injured by ARI ... **9/6/20** - Placed on Reserve/Injured (undisclosed) ... **10/6/20** - Activated from Reserve/injured (undisclosed) ... **10/7/20** - Claimed off waivers by PHI ... **11/2/21** - Waived by PHI ... **11/4/21** - Signed by PHI to practice squad ... **11/30/21** - Signed by PHI from practice squad to active roster ... **1/10/22** - Placed on Reserve/Injured (knee) ... **7/27/22** - Placed on Active/Physically Unable to Perform ... **8/23/22** - Placed on Reserve/Physically Unable to Perform ... **3/9/23** - Released by PHI ... **3/13/23** - Agreed to terms with PHI on 1-year contract ... **8/29/23** - Released by PHI ... **8/30/23** - Signed by PHI to practice squad ... **10/24/23** - Signed by CAR to active roster from PHI practice squad ... **12/4/23** - Released by CAR ... **12/7/23** - Signed by PHI to practice squad ... **1/18/24** - Signed by PHI to reserve/future contract ... **8/29/24** - Signed by PHI to practice squad ... **1/10/25** - Signed by PHI to active roster



# JEREMIAH TROTTER JR.

LINEBACKER | 54



Height: 6-0 Weight: 225 DOB: Dec. 24, 2002 (Age 22)  
 NFL Experience: 2nd Year (2nd with Eagles) Draft: D5b-24 (155th overall) by PHI  
 College: Clemson Hometown (HS): Hainesport, NJ (Philadelphia, PA - St. Joseph's Prep)

SUPER BOWL CHAMPION: 2024 (LIX)

## CAREER STATISTICS

Year	Team	GP/S	TACKLES				PASS RUSH			INTERCEPTIONS					FUMBLES		DEF SNAPS	
			Total	Solo	Asst	TFL	Sacks	QBH	QBP	Int	Yds	Lg	TD	PD	FF	FR	No	Pct
2024	Philadelphia	17/1	19	6	13	0	0.5	1	1	0	0	--	0	1	0	0	104	10%
2025	Philadelphia	12/0	1	1	0	0	0.0	0	0	0	0	--	0	0	0	0	11	2%
<b>Totals</b>		<b>29/1</b>	<b>20</b>	<b>7</b>	<b>13</b>	<b>0</b>	<b>0.5</b>	<b>1</b>	<b>1</b>	<b>0</b>	<b>0</b>	<b>--</b>	<b>0</b>	<b>1</b>	<b>0</b>	<b>0</b>	<b>---</b>	<b>---</b>

## PLAYOFFS

2024	Philadelphia	4/0	1	0	1	0	0.0	0	0	0	0	--	0	0	0	1	6	2%
<b>Totals</b>		<b>4/0</b>	<b>1</b>	<b>0</b>	<b>1</b>	<b>0</b>	<b>0.0</b>	<b>0</b>	<b>0</b>	<b>0</b>	<b>0</b>	<b>--</b>	<b>0</b>	<b>0</b>	<b>0</b>	<b>1</b>	<b>---</b>	<b>---</b>

## ADDITIONAL STATISTICS

Special Teams Tackles: 20 - 2024 (6), 2025 (14) Postseason Special Teams Tackles: 4 - 2024 (4)

## CAREER HIGHS

Tackles	11	1/5/25 vs. NYG
Sacks	0.5	12/29/24 vs. Dal.
INTs	--	--
PDs	1	11/24/24 at LAR
FFs	--	--
FRs	1	1/12/25 vs. GB (WC)

**Nicknames:** Trot, J, or Axe Man Jr. ... **Hobbies:** Play video games, golf, watch movies (favorites are Marvel movies)... **Surprisingly good at:** Video games ... **Feels like he's close to professional-level gaming...** If he could play another sport, what position/team: Point guard, Philadelphia 76ers ... **If he could have a career outside of sports:** Real estate ... **If he could witness any sports moment:** Seeing the Cavaliers win the 2016 NBA Finals ... **Favorite TV show:** *Naruto* ... **Favorite music/artists:** Gospel and R&B; Kirk Franklin, Rod Wave, Shakira



## BIRDSEED

- ▶ Is the oldest son of Eagles Hall of Famer **Jeremiah Trotter**, who is remembered by fans as the "Axe Man" ... Trotter was selected by Philadelphia in the 3rd round (72nd overall) of the 1998 NFL Draft and went on to play 12 seasons, including eight years with the Eagles (1998-2001, 2004-06, 2009) ... Trotter finished his NFL career with 903 tackles (716 solo), 51 PDs, 12.5 sacks, 10 FFs, 9 INTs and 3 FRs in 147 games
- ▶ Honors his late mother, Tammi, who passed away after a battle with breast cancer in February 2023, through the way he carries himself on and off the field ... Playing in the NFL was always a dream of his, but it was a dream of his mother's too ... During her treatment, she would text him to share scripture and would call him to offer her support
- ▶ His brother, Josiah, currently plays LB at Missouri
- ▶ Attended St. Joseph's Prep in Philadelphia, where he helped lead the team to a No. 3 national ranking and won back-to-back 6A state championships ... Rated as the nation's No. 1 LB in his recruiting class

## CAREER HIGHLIGHTS

- ▶ In his rookie season, was a member of Philadelphia's **Super Bowl LIX**-winning team, playing a vital role on special teams

## 2025 SEASON - EAGLES



## 2024 SEASON - EAGLES

- ▶ Appeared in all 17 regular season games in his rookie season, recording 19 tackles (6 solo) on defense and totaling 6 special teams tackles
- ▶ Recovered a Packers fumble forced by **Oren Burks** on the opening play of the 22-10 NFC Wild Card victory versus Green Bay (1/12/25) ... The Eagles became the first team to recover a fumble on the opening kickoff of a playoff game since Miami on 1/13/2002
- ▶ Made his first career start and recorded 11 tackles in the 20-13 win versus the Giants (1/5/25)



2025 GAME-BY-GAME STATISTICS (PHI)												
Date	Opp		GP/S	Tot	Solo	Sk	Int	PD	FF	FR	Snaps	Pct
Sep 4	Dal	W	1/0	0	0	0.0	0	0	0	0	0	0%
Sep 14	at KC	W	1/0	0	0	0.0	0	0	0	0	0	0%
Sep 21	LAR	W	1/0	0	0	0.0	0	0	0	0	0	0%
Sep 28	at TB	W	1/0	0	0	0.0	0	0	0	0	1	1%
Oct 5	Den	L	1/0	0	0	0.0	0	0	0	0	0	0%
Oct 9	at NYG	L	1/0	0	0	0.0	0	0	0	0	3	4%
Oct 19	at Min	W	1/0	0	0	0.0	0	0	0	0	0	0%
Oct 26	NYG	W	1/0	1	1	0.0	0	0	0	0	7	13%
Nov 10	at GB	W	1/0	0	0	0.0	0	0	0	0	0	0%
Nov 16	Det	W	1/0	0	0	0.0	0	0	0	0	0	0%
Nov 23	at Dal	L	1/0	0	0	0.0	0	0	0	0	0	0%
Nov 28	Chi	L	1/0	0	0	0.0	0	0	0	0	0	0%
Dec 8	at LAC											
Dec 14	LV											
Dec 20	at Was											
Dec 28	at Buf											
TBD	Was											
<b>Totals</b>			<b>12/0</b>	<b>1</b>	<b>1</b>	<b>0.0</b>	<b>0</b>	<b>0</b>	<b>0</b>	<b>0</b>	<b>11</b>	<b>2%</b>



**COLLEGE HIGHLIGHTS**

- ▶ Played collegiately at Clemson (2021-23), where he combined for 202 tackles (142 solo), 29.5 TFLs, 13.0 sacks, 12 PDs, 4 INTs, 3 FFs and 2 INT-TDs in 39 career games (26 starts) ... Became the first Clemson LB to earn multiple All-America accolades since the 2000 campaign
- ▶ Earned first-team All-America honors from ESPN and *Sports Illustrated* and first-team All-ACC recognition while being named a Butkus Award (nation’s top LB) finalist in 2023 ... Became just the sixth Tiger to earn finalist status for the award ... Finished the season with a team-high 88 tackles, 15 TFLs, 6 PDs, 5.5 sacks, 2 FFs and 2 INTs (1 TD)
- ▶ Started all 14 games during his sophomore campaign in 2022, totaling 92 tackles (74 solo), 13.5 TFLs, 6.5 sacks, 6 PDs, 2 INTs, 1 FF and 1 INT-TD ... Voted a second-team All-American by the *Associated Press* and helped the Tigers win the ACC Championship

**TRANSACTIONS**

- ▶ **2024** - Drafted by PHI in 5th round (155th overall) by PHI



# JOSHUA UCHE

## OUTSIDE LINEBACKER | 0

*(pronounced OO-shay)*

Height: 6-1 Weight: 240 DOB: Sep. 18, 1998 (Age 27)  
 NFL Experience: 6th Year (1st with Eagles) Draft: D2b-20 (60th overall) by NE Acquired: FA-KC-25  
 College: Michigan Hometown (HS): Miami, FL (Christopher Columbus)



### CAREER STATISTICS

Year	Team	GP/S	TACKLES				PASS RUSH			INTERCEPTIONS				FUMBLES		DEF SNAPS		
			Total	Solo	Asst	TFL	Sacks	QBH	QBP	Int	Yds	Lg	TD	PD	FF	FR	No	Pct
2020	New England	9/1	9	7	2	2	1.0	7	8	0	0	--	0	0	0	0	178	18%
2021	New England	12/0	12	10	2	2	3.0	4	16	0	0	--	0	0	0	1	236	22%
2022	New England	15/0	27	23	4	4	11.5	14	34	0	0	--	0	0	2	0	374	33%
2023	New England	15/2	15	8	7	7	3.0	6	32	0	0	--	0	0	0	0	331	29%
2024	New England	7/1	13	10	3	3	2.0	3	12	0	0	--	0	0	0	0	162	14%
	Kansas City	6/0	10	7	3	3	0.0	0	2	0	0	--	0	0	0	0	87	8%
	<i>Totals</i>	<i>13/1</i>	<i>23</i>	<i>17</i>	<i>6</i>	<i>6</i>	<i>2.0</i>	<i>3</i>	<i>14</i>	<i>0</i>	<i>0</i>	<i>--</i>	<i>0</i>	<i>0</i>	<i>0</i>	<i>0</i>	<i>---</i>	<i>---</i>
2025	Philadelphia	11/0	14	9	5	2	1.0	3	12	0	0	--	0	0	0	0	204	25%
<b>Totals</b>		<b>75/4</b>	<b>100</b>	<b>74</b>	<b>26</b>	<b>21</b>	<b>21.5</b>	<b>37</b>	<b>116</b>	<b>0</b>	<b>0</b>	<b>--</b>	<b>0</b>	<b>0</b>	<b>2</b>	<b>1</b>	<b>---</b>	<b>---</b>

### PLAYOFFS

2021	New England	1/0	0	0	0	0	0.0	0	0	0	0	--	0	0	0	0	0	0%
2024	Kansas City	0/0	0	0	0	0	0.0	0	0	0	0	--	0	0	0	0	0	0%
<b>Totals</b>		<b>1/0</b>	<b>0</b>	<b>0</b>	<b>0</b>	<b>0</b>	<b>0.0</b>	<b>0</b>	<b>0</b>	<b>0</b>	<b>0</b>	<b>--</b>	<b>0</b>	<b>0</b>	<b>0</b>	<b>0</b>	<b>---</b>	<b>---</b>

### ADDITIONAL STATISTICS

Special Teams Tackles: 4 - 2025 (4)

### CAREER HIGHS

<b>Tackles</b>	8	1/5/25 at Den.
<b>Sacks</b>	3.0	2x, last: 12/12/22 at Ari.
<b>INTs</b>	--	---
<b>PDs</b>	--	---
<b>FFs</b>	1	2x, last: 12/18/22 at LV
<b>FRs</b>	1	10/24/21 vs. NYJ



### BIRDSEED

- ▶ Created the Josh Uche Foundation, which provides and empowers at-risk youth through initiatives such as educational advancement, resource programming and mental health ... In July 2022, held his first football camp in the greater Boston area for boys and girls ages 9-12, focusing on building team work and developing skills
- ▶ Has been passionate about expanding and growing opportunities for youth and African athletes ... In February 2025, served as a panelist at the 27th HBS Africa Business Conference held at Harvard University, which is the largest student-run African conference in the world
- ▶ Mental health has always been significant in Uche's life through his experiences and others' ... Spoke alongside **Mac Jones** in 2023 to over 400 high school students about the importance of mental health at the inaugural Kyle Cares Conference

### CAREER HIGHLIGHTS

- ▶ Spent first five seasons with New England (2020-24) and Kansas City (2024), seeing action in 64 contests and recording 86 tackles (65 solo), 104 QB pressures, 20.5 sacks, 19 TFLs, 2 FFs and 1 FR

### 2025 SEASON - EAGLES



### 2024 SEASON - PATRIOTS & CHIEFS

- ▶ Began the season with New England, seeing action in seven contests (one start), recording 3 TFLs and 2.0 sacks ... After being traded mid-season, played the remainder of the season with Kansas City when they made a Super Bowl LIX appearance



2025 GAME-BY-GAME STATISTICS (PHI)												
Date	Opp		GP/S	Tot	Solo	Sk	Int	PD	FF	FR	Snaps	Pct
Sep 4	Dal	W	1/0	0	0	0.0	0	0	0	0	19	31%
Sep 14	at KC	W	1/0	4	2	0.0	0	0	0	0	16	27%
Sep 21	LAR	W	1/0	1	1	0.0	0	0	0	0	19	29%
Sep 28	at TB	W	1/0	3	1	0.0	0	0	0	0	30	42%
Oct 5	Den	L	1/0	2	2	0.0	0	0	0	0	29	39%
Oct 9	at NYG	L	1/0	0	0	0.0	0	0	0	0	27	39%
Oct 19	at Min	W	1/0	3	2	1.0	0	1	0	0	33	48%
Oct 26	NYG	W	1/0	1	1	0.0	0	0	0	0	31	60%
Nov 10	at GB	W	1/0	0	0	0.0	0	0	0	0	0	0%
Nov 16	Det	W	1/0	0	0	0.0	0	0	0	0	0	0%
Nov 23	at Dal	L	1/0	0	0	0.0	0	0	0	0	0	0%
Nov 28	Chi	L	0/0	INACTIVE								
Dec 8	at LAC											
Dec 14	LV											
Dec 20	at Was											
Dec 28	at Buf											
TBD	Was											
<b>Totals</b>			<b>11/0</b>	<b>14</b>	<b>9</b>	<b>1.0</b>	<b>0</b>	<b>1</b>	<b>0</b>	<b>0</b>	<b>204</b>	<b>25%</b>



**COLLEGE HIGHLIGHTS**

- ▶ Played collegiately at Michigan (2016-19), appearing in 39 games (nine starts) with 56 tackles (39 solo), 20.5 TFLs, 16.5 sacks, 4 FFs and 1 FR ... Earned All-Big Ten honors in 2018-19 with the Wolverines
- ▶ As a senior in 2019, earned Michigan’s defensive MVP honors after leading the team in TFLs (11.5) and sacks (8.5) ... Recorded 5 TFLs and 3.0 sacks in the win at Illinois (10/12/19)

**TRANSACTIONS**

- ▶ **2020** - Drafted by NE in 2nd round (60th overall) ... **9/26/20** - Placed on Reserve/Injured (foot) ... **10/31/20** - Activated from Reserve/Injured (foot) ... **12/31/20** - Placed on Reserve/Injured (foot) ... **11/17/21** ... Placed on Reserve/Injured (ankle) ... **12/28/21** - Placed on Reserve/COVID-19 ... **1/1/22** - Activated from Reserve/COVID-19 ... **3/12/24** - Re-signed by NE to 1-year contract ... **10/28/24** - Traded by NE to KC for 2026 6th-round pick ... **3/13/25** - Signed by PHI to 1-year contract



# BEN VANSUMEREN (IR)

FULLBACK | 43

*(pronounced van-SUE-mer-en)*

Height: 6-2 Weight: 231 DOB: May 5, 2000 (Age 25)  
 NFL Experience: 3rd Year (3rd with Eagles) Draft: UDFA-23 by PHI  
 College: Michigan State Hometown (HS): Bay City, MI (Garber)



**SUPER BOWL CHAMPION: 2024 (LIX)**

## CAREER STATISTICS

Year	Team	GP/S	RUSHING					RECEIVING					TYS	OFF SNAPS		
			Att	Yds	Avg	Lg	TD	Rec	Yds	Avg	Lg	TD		No	Pct	
2023	Philadelphia	9/0	0	0	---	--	0	0	0	---	--	0	0	0	0	0
2024	Philadelphia	11/1	0	0	---	--	0	1	0	0.0	0	0	0	22	2%	
2025	Philadelphia	1/0	0	0	--	---	0	0	0	--	---	0	0	0	0%	
<b>Totals</b>		<b>21/1</b>	<b>0</b>	<b>0</b>	<b>---</b>	<b>--</b>	<b>0</b>	<b>1</b>	<b>0</b>	<b>0.0</b>	<b>0</b>	<b>0</b>	<b>0</b>	<b>---</b>	<b>---</b>	

## PLAYOFFS

2023	Philadelphia	1/0	0	0	---	--	0	0	0	---	--	0	0	0	0%
<b>Totals</b>		<b>1/0</b>	<b>0</b>	<b>0</b>	<b>---</b>	<b>--</b>	<b>0</b>	<b>0</b>	<b>0</b>	<b>---</b>	<b>--</b>	<b>0</b>	<b>0</b>	<b>---</b>	<b>---</b>

## ADDITIONAL STATISTICS

**Defensive Tackles:** 9 - 2023 (9) **Special Teams Tackles:** 7 - 2023 (4), 2024 (3) **Postseason Special Teams Tackles:** 1 - 2023 (1)

## CAREER HIGHS

Rush Attempts	--	--
Rushing Yards	--	--
Rushing Long	--	--
Rushing TDs	--	--
Receptions	1	11/3/24 vs. Jax.
Receiving Yards	0	11/3/24 vs. Jax.
Receiving Long	0	11/3/24 vs. Jax.
Receiving TDs	--	--
Scrimmage Yards	0	11/3/24 vs. Jax.
Scrimmage TDs	--	--



## BIRDSEED

- ▶ Began his NFL career as a LB before transitioning to a FB in 2024
- ▶ Also started his collegiate career as a FB, rushing 9 times for 20 yards and 1 TD as a redshirt freshman in 2019 ... Excelled as a receiver and RB at Garber (MI) High School, leading Bay County in receiving three times, including breaking the regular-season state record with 1,259 yards ... Rushed for 1,053 yards and threw for 279 yards and 4 TDs
- ▶ Supported American Cancer Society through the NFL's *My Cause My Cleats* initiative ... The organization hopes to provide everyone with the opportunity to prevent, detect, treat, and survive cancer

## CAREER HIGHLIGHTS

- ▶ A member of the Eagles' **Super Bowl LIX**-winning roster in 2024

## 2025 SEASON - EAGLES



## 2024 SEASON - EAGLES

- ▶ Appeared in 11 games (one start) ... Saw action in 213 special teams snaps with three special teams tackles and added 22 snaps on offense

## COLLEGE HIGHLIGHTS

- ▶ Played collegiately at Michigan (2018-20) and Michigan State (2021-22), appearing in a combined 39 career games (13 starts) as a FB, LB and special teams contributor ... Finished with 100 tackles (37 solo), 4 TFLs, 2.0 sacks and 2 PDs while adding 20 yards and 1 TD on 9 carries
- ▶ Started 10 of 11 games for the Spartans in 2022, registering a career-high 81 tackles (27 solo) with 3 TFLs, 2.0 sacks and 2 PDs



2025 GAME-BY-GAME STATISTICS (PHI)

Date	Opp	GP/S	RUSHING					RECEIVING					OFF SNAPS			
			Att	Yds	Avg	Lg	TD	Rec	Yds	Avg	Lg	TD	TYS	No	Pct	
Sep 4	Dal	W	1/0	0	0	---	--	0	0	0	---	--	0	0	0	0%
Sep 14	at KC	W	0/0	RESERVE/INJURED (KNEE)												
Sep 21	LAR	W	0/0	RESERVE/INJURED (KNEE)												
Sep 28	at TB	W	0/0	RESERVE/INJURED (KNEE)												
Oct 5	Den	L	0/0	RESERVE/INJURED (KNEE)												
Oct 9	at NYG	L	0/0	RESERVE/INJURED (KNEE)												
Oct 19	at Min	W	0/0	RESERVE/INJURED (KNEE)												
Oct 26	NYG	W	0/0	RESERVE/INJURED (KNEE)												
Nov 10	at GB	W	0/0	RESERVE/INJURED (KNEE)												
Nov 16	Det	W	0/0	RESERVE/INJURED (KNEE)												
Nov 23	at Dal	L	0/0	RESERVE/INJURED (KNEE)												
Nov 28	Chi	L	0/0	RESERVE/INJURED (KNEE)												
Dec 8	at LAC															
Dec 14	LV															
Dec 20	at Was															
Dec 28	at Buf															
TBD	Was															
<b>Totals</b>			<b>1/0</b>	<b>0</b>	<b>0</b>	<b>---</b>	<b>--</b>	<b>0</b>	<b>0</b>	<b>0</b>	<b>---</b>	<b>--</b>	<b>0</b>	<b>0</b>	<b>0</b>	<b>0%</b>



TRANSACTIONS

- **2023** - Signed by PHI as UDFA ... **8/29/23** - Waived by PHI ... **8/30/23** - Signed by PHI to practice squad ... **11/4/23** - Elevated by PHI from practice squad for Week 9 vs. Dallas ... **11/20/23** - Elevated by PHI from practice squad for Week 11 at Kansas City ... **11/27/23** - Elevated by PHI from practice squad for Week 12 vs. Buffalo ... **11/30/23** - Signed by PHI to active roster from practice squad ... **11/30/24** - Placed on Reserve/Injured (knee) ... **3/12/25** - Re-signed by PHI to 1-year contract ... **9/5/25** - Placed on Reserve/Injured (knee)

**Nickname:** Benny the Jet (from *The Sandlot*) ... **Biggest influence:** His high school head coach Mike Reid ... **If he could play another sport:** Would play Center Field for the Phillies ... **Favorite TV show:** *Breaking Bad* ... **Favorite movie:** *Lone Survivor* ... **Favorite sports moment:** Michigan State's 16-point comeback win over Michigan in 2021



# QUEZ WATKINS (PS)

WIDE RECEIVER | 46



Height: 6-0 Weight: 193 DOB: June 9, 1998 (Age 27)

NFL Experience: 5th Year (5th with Eagles) Draft: D6b-20 (200th overall) by PHI Acquired: FA-25

College: Southern Mississippi Hometown (HS): Athens, AL (Athens)

## CAREER STATISTICS

Year	Team	GP/S	RECEIVING					OFF SNAPS	
			Rec	Yds	Avg	Lg	TD	No	Pct
2020	Philadelphia	6/0	7	106	15.1	43	1	119	11%
2021	Philadelphia	17/12	43	647	15.0	91	1	771	69%
2022	Philadelphia	17/8	33	354	10.7	53t	3	681	58%
2023	Philadelphia	9/5	15	142	9.5	19	1	304	27%
2025	Philadelphia	0/0	0	0	---	--	0	0	0%
<b>Totals</b>		<b>49/25</b>	<b>98</b>	<b>1,249</b>	<b>12.7</b>	<b>91</b>	<b>6</b>	<b>---</b>	<b>---</b>

## PLAYOFFS

Year	Team	GP/S	Rec	Yds	Avg	Lg	TD	No	Pct
2021	Philadelphia	1/0	2	35	17.5	35	0	58	88%
2022	Philadelphia	3/1	1	8	8.0	8	0	106	48%
2023	Philadelphia	1/0	3	12	4.0	6	0	48	81%
<b>Totals</b>		<b>5/1</b>	<b>6</b>	<b>55</b>	<b>9.2</b>	<b>35</b>	<b>0</b>	<b>---</b>	<b>---</b>

## ADDITIONAL STATISTICS

Rushing: 4-4 - 2021 (1-3), 2022 (3-1) Fumbles/Lost: 1/1 - 2022 (1/1)

Kickoff Returns: 13-189 - 2021 (8-138), 2022 (5-51)

## CAREER HIGHS

Receptions	8	1/7/24 at NYG
Receiving Yards	117	9/19/21 vs. SF
Receiving Long	91	9/19/21 vs. SF
Receiving TDs	1	5x, last: 11/27/22 vs. GB



## BIRDSEED

- Organizes the Quez Watkins Football Camp in Athens, AL, during the offseason ... The free football clinic for children ages 6 to 18 aims to motivate the next generation of athletes in his hometown
- Supported the Mental Health Foundation through the NFL's *My Cause My Cleats* campaign in 2022 ... The organization specializes in mental health awareness, education, suicide prevention and addiction

## CAREER HIGHLIGHTS

- A member of the Eagles' Super Bowl LVII roster in 2022
- Led the team with a career-high 15.0 receiving average in 2021 after posting career highs in receptions (43) and receiving yards (647)
- Recorded a career-high 117 yards vs. San Francisco on 9/19/21 ... In that game, caught a career-long, 91-yard pass from **Jalen Hurts**, which tied for the 5th-longest passing play in franchise history

## 2025 SEASON - EAGLES



## 2024 SEASON - STEELERS

- Spent the entirety of the season on the practice squad

## COLLEGE HIGHLIGHTS

- Played at Southern Mississippi, where he posted 2,404 yards and 17 TDs on 159 receptions (2nd-most in program history) in 35 games ... A two-time first-team All-Conference USA selection (2018-19)
- Recorded the most receiving yards (1,178) and 2nd-highest receiving average (18.5) in the conference as a senior in 2019 ... Led the team in catches (72), yards (889) and TDs (9) as a junior in 2018

## TRANSACTIONS

- **2020** - Drafted by PHI in 6th round (200th overall) ... **9/6/20** - Placed on Reserve/Injured ... **10/10/20** - Activated from Reserve/Injured ... **12/13/21** - Placed on Reserve/COVID-19 ... **12/19/21** - Activated from Reserve/COVID-19 ... **10/14/23** - Placed on Reserve/Injured ... **11/25/23** - Activated from Reserve/Injured ... **3/28/24** - Signed by PIT to 1-year contract ... **8/27/24** - Released by PIT ... **9/2/24** - Signed by PIT to practice squad ... **1/16/25** - Signed by ARI ... **8/2/25** - Placed on Reserve/Injured ... **8/10/25** - Activated from Reserve/Injured ... **8/10/25** - Released by ARI ... **9/24/25** - Signed by PHI to practice squad

**Hobbies:** Playing basketball or PlayStation ... **Bucket list:** Travel to different places ... **Desired talent:** Art ... **Surprisingly good at:** Golf ... **Players he models his game after:** Calvin Ridley, Stefon Diggs and Davante Adams ... **Favorite athlete:** Michael Jordan



2025 GAME-BY-GAME STATISTICS (PHI)										
Date	Opp	GP/S	Rec	Yds	Avg	Lg	TD	Snaps	Pct	
NOT ON NFL ROSTER										
NOT ON NFL ROSTER										
NOT ON NFL ROSTER										
Sep 28	at TB	W	---	EAGLES PRACTICE SQUAD						
Oct 5	Den	L	---	EAGLES PRACTICE SQUAD						
Oct 9	at NYG	L	---	EAGLES PRACTICE SQUAD						
Oct 19	at Min	W	---	EAGLES PRACTICE SQUAD						
Oct 26	NYG	W	---	EAGLES PRACTICE SQUAD						
Nov 10	at GB	W	---	EAGLES PRACTICE SQUAD						
Nov 16	Det	W	---	EAGLES PRACTICE SQUAD						
Nov 23	at Dal	L	---	EAGLES PRACTICE SQUAD						
Nov 28	Chi	L	---	EAGLES PRACTICE SQUAD						
Dec 8	at LAC									
Dec 14	LV									
Dec 20	at Was									
Dec 28	at Buf									
TBD	Was									
<b>Totals</b>			<b>0/0</b>	<b>0</b>	<b>0</b>	<b>---</b>	<b>--</b>	<b>0</b>	<b>0</b>	<b>0%</b>





# CAMERON WILLIAMS (IR)

TACKLE | 73



Height: 6-6 Weight: 317 DOB: Oct. 16, 2003 (Age 21)  
 NFL Experience: Rookie (1st with Eagles) Draft: D6c-25 (207th overall) by PHI  
 College: Texas Hometown (HS): Duncanville, TX (Duncanville)

### CAREER STATISTICS

Year	Team	GP/S	STARTS		OFF SNAPS	
			LT	RT	No	Pct
2025	Philadelphia	0/0	0	0	0	0%
<b>Totals</b>		<b>0/0</b>	<b>0</b>	<b>0</b>	<b>---</b>	<b>---</b>



### BIRDSEED

- ▶ During his time at Texas, was involved in the Austin community in a variety of ways ... Worked with Brighter Bites to pack healthy groceries and food for underserved communities and also worked with the Austin Angels non-profit to support the organization’s mission of guiding youth and their families in the foster care community
- ▶ Attended Duncanville (TX) High School, where he was a four-time all-district honoree and four-star recruit ... As a senior, was selected as a top-10 offensive lineman in the state of Texas by Dave Campbell’s Texas Football and was chosen to the 2021 Texas Super Team

### 2025 SEASON - EAGLES



### COLLEGE HIGHLIGHTS

- ▶ Played collegiately at Texas (2022-24), where he appeared in 37 games (16 starts), helping the Longhorns won 14 of the 16 games he started
- ▶ In his first season as a full-time starter in 2024, played in 15 games (15 starts), blocking for an offensive line that was a finalist for the Joe Moore Award (nation’s best offensive line) ... Anchored an offensive line that made an appearance in the SEC Championship in the program’s inaugural season with the conference ... Also helped the Longhorns win two CFP playoff games and make it to the CFP Semifinal

### TRANSACTIONS

- ▶ **2025** - Drafted by PHI in 6th round (207th overall) ... **9/13/25** - Placed on Reserve/Injured (shoulder)

**Nickname:** Big Cam ... **Hobbies:** Hanging out with family, playing *Madden* or *NCAA 25* ... **Bucket list item:** Travel to Cuba ... **Surprisingly good at:** Basketball, “I’m a cold hooper” ... **If he could play another sport:** Would be a DH in baseball or play soccer ... **Career choice outside of sports:** Owning a cake shop, first thought of that idea in 5th grade ... **Favorite TV show:** *Snowfall* ... **Favorite movie:** *Grown Ups*



# JOHNNY WILSON (IR)

WIDE RECEIVER | 89



Height: 6-6 Weight: 228 DOB: April 3, 2001 (Age 24)  
 NFL Experience: 2nd Year (2nd with Eagles) Draft: D6a-24 (185th overall) by PHI  
 College: Florida State Hometown (HS): Pacoima, CA (Calabasas)

SUPER BOWL CHAMPION: 2024 (LIX)

### CAREER STATISTICS

			RECEIVING					OFF SNAPS	
Year	Team	GP/S	Rec	Yds	Avg	Lg	TD	No	Pct
2024	Philadelphia	16/4	5	38	7.6	9	1	369	32%
2025	Philadelphia	0/0	0	0	---	--	0	0	0%
<b>Totals</b>		<b>16/4</b>	<b>5</b>	<b>38</b>	<b>7.6</b>	<b>9</b>	<b>1</b>	<b>---</b>	<b>---</b>

			PLAYOFFS						
Year	Team	GP/S	Rec	Yds	Avg	Lg	TD	No	Pct
2024	Philadelphia	4/1	0	0	---	--	0	39	15%
<b>Totals</b>		<b>4/1</b>	<b>0</b>	<b>0</b>	<b>---</b>	<b>--</b>	<b>0</b>	<b>---</b>	<b>---</b>

### CAREER HIGHS

Receptions	3	1/5/25 vs. NYG
Receiving Yards	24	1/5/25 vs. NYG
Receiving Long	9	2x, last: 1/5/25 vs. NYG
Receiving TDs	1	11/10/24 at Dal.



### BIRDSEED

- ▶ Became the tallest WR selected in the NFL Draft in the last decade ... Was the tallest WR to ever participate at the NFL Combine and was measured to have the longest recorded wingspan (84.5 inches) ever by a WR prospect ... Discovered Pro Football Hall of Famer and Eagles legend **Harold Carmichael**, who was 6-foot-8, when studying players of similar sizes ... Says he loves watching Carmichael's highlights

### CAREER HIGHLIGHTS

- ▶ A member of Philadelphia's **Super Bowl LIX**-winning team in 2024

### 2025 SEASON - EAGLES



### 2024 SEASON - EAGLES

- ▶ Played in 16 games (four starts) during his rookie season, seeing 369 offensive snaps and adding 38 yards on 5 catches (7.6 avg) with 1 TD
- ▶ Caught his first career TD on a 5-yard pass from **Jalen Hurts** in Philadelphia's 34-6 win over Dallas (11/10/24)

### COLLEGE HIGHLIGHTS

- ▶ Registered 102 receptions for 1,757 yards (17.2 avg.) and 8 TDs in 31 career games (26 starts) during stints with Arizona State (2020-21) and Florida State (2022-23) ... Started all 23 games he played for the Seminoles, catching 84 passes for 1,514 yards (18.0 avg.) and 7 TDs
- ▶ As a junior in 2023, started 10 contests and logged 617 yards on 41 receptions (15.0 avg.) with 2 TDs ... Voted third-team All-ACC and was selected by teammates for the Bob Crenshaw Award (offensive player with most heart) as well as the Bobby Bowden Leadership Award
- ▶ Earned ACC Newcomer of the Year honors and received second-team All-ACC accolades in 2022, when he totaled 897 yards and 5 TDs on 43 receptions (20.9 avg.) ... Led the conference and ranked 3rd nationally with 22 receptions of 20+ yards ... His 20.9 receiving average ranked 2nd in the ACC and 5th in the country ... Recorded a career-best 202 yards on 8 catches in the Cheez-It Bowl vs. Oklahoma (12/29/22)

### TRANSACTIONS

- ▶ **2024** - Drafted by PHI in 6th round (185th overall) ... **8/22/25** - Placed on Reserve/Injured (knee, ankle)

**Nicknames:** Birdman, Johnski ... **Hobbies:** Playing video games (*Top Spin Tennis* is his favorite), listening to music, playing with his dog ... **Surprisingly good at:** Drawing ... **If he could play another sport:** Tennis ... **If he had a career outside of sports:** Own a music label ... **Food he would never eat:** Sweet potatoes (tried them in fourth grade and decided "never again") ... **Favorite movie:** *Step Brothers* ... **Favorite quote:** "Pain is temporary; success is forever."



2025 GAME-BY-GAME STATISTICS (PHI)										
Date	Opp	GP/S	Rec	Yds	Avg	Lg	TD	Snaps	Pct	
Sep 4	Dal	W	0/0	RESERVE/INJURED (KNEE/ANKLE)						
Sep 14	at KC	W	0/0	RESERVE/INJURED (KNEE/ANKLE)						
Sep 21	LAR	W	0/0	RESERVE/INJURED (KNEE/ANKLE)						
Sep 28	at TB	W	0/0	RESERVE/INJURED (KNEE/ANKLE)						
Oct 5	Den	L	0/0	RESERVE/INJURED (KNEE/ANKLE)						
Oct 9	at NYG	L	0/0	RESERVE/INJURED (KNEE/ANKLE)						
Oct 19	at Min	W	0/0	RESERVE/INJURED (KNEE/ANKLE)						
Oct 26	NYG	W	0/0	RESERVE/INJURED (KNEE/ANKLE)						
Nov 10	at GB	W	0/0	RESERVE/INJURED (KNEE/ANKLE)						
Nov 16	Det	W	0/0	RESERVE/INJURED (KNEE/ANKLE)						
Nov 23	at Dal	L	0/0	RESERVE/INJURED (KNEE/ANKLE)						
Nov 28	Chi	L	0/0	RESERVE/INJURED (KNEE/ANKLE)						
Dec 8	at LAC									
Dec 14	LV									
Dec 20	at Was									
Dec 28	at Buf									
TBD	Was									
<b>Totals</b>			<b>0/0</b>	<b>0</b>	<b>0</b>	<b>---</b>	<b>--</b>	<b>0</b>	<b>0</b>	<b>0%</b>





# BYRON YOUNG

DEFENSIVE TACKLE | 94



Height: 6-3 Weight: 292 DOB: Nov. 10, 2000 (Age 25)  
 NFL Experience: 3rd Year (2nd with Eagles) Draft: D3a-23 (70th overall) by LV Acquired: W-LV-24  
 College: Alabama Hometown (HS): Laurel, MS (West Jones)

SUPER BOWL CHAMPION: 2024 (LIX)

## CAREER STATISTICS

Year	Team	GP/S	TACKLES				PASS RUSH			INTERCEPTIONS				FUMBLES		DEF SNAPS		
			Total	Solo	Asst	TFL	Sacks	QBH	QBP	Int	Yds	Lg	TD	PD	FF	FR	No	Pct
2023	Las Vegas	6/0	4	4	0	0	0.0	0	0	0	0	--	0	0	0	0	99	9%
2024	Philadelphia	0/0	0	0	0	0	0.0	0	0	0	0	--	0	0	0	0	0	0%
2025	Philadelphia	12/1	15	7	8	1	0.0	1	3	0	0	--	0	0	0	0	155	21%
<b>Totals</b>		<b>18/1</b>	<b>19</b>	<b>11</b>	<b>8</b>	<b>1</b>	<b>0.0</b>	<b>1</b>	<b>3</b>	<b>0</b>	<b>0</b>	<b>--</b>	<b>0</b>	<b>0</b>	<b>0</b>	<b>0</b>	<b>---</b>	<b>---</b>

## CAREER HIGHS

<b>Tackles</b>	4	10/9/25 at NYG
<b>Sacks</b>	--	--
<b>INTs</b>	--	--
<b>PDs</b>	--	--
<b>FFs</b>	--	--
<b>FRs</b>	--	--

## BIRDSEED

- ▶ Attended West Jones (MS) High School, where he was the No. 7 ranked player in the state by ESPN ... Was named to the 2018 Clarion Ledger Dandy Dozen, one of the highest honors in Mississippi High School football, joining teammates **A.J. Brown** and **Nakobe Dean** on that list

## CAREER HIGHLIGHTS

- ▶ A member of Philadelphia's **Super Bowl LIX**-winning roster in 2024
- ▶ Selected by Las Vegas in the 3rd round (70th overall) of the 2023 NFL Draft ... Spent the 2023 season with the Raiders, seeing action in six contests and recording four tackles

## 2025 GAME-BY-GAME STATISTICS (PHI)

Date	Opp	GP/S	Tot	Solo	Sk	Int	PD	FF	FR	Snaps	Pct
Sep 4	Dal W	1/0	1	0	0.0	0	0	0	0	22	36%
Sep 14	at KC W	1/0	1	0	0.0	0	0	0	0	10	17%
Sep 21	LAR W	1/0	1	0	0.0	0	0	0	0	10	15%
Sep 28	at TB W	1/0	3	2	0.0	0	0	0	0	22	31%
Oct 5	Den L	1/0	1	0	0.0	0	0	0	0	15	20%
Oct 9	at NYG L	1/1	4	1	0.0	0	0	0	0	37	54%
Oct 19	at Min W	1/0	0	0	0.0	0	0	0	0	12	17%
Oct 26	NYG W	1/0	2	2	0.0	0	0	0	0	10	19%
Nov 10	at GB W	1/0	1	1	0.0	0	0	0	0	4	6%
Nov 16	Det W	1/0	0	0	0.0	0	0	0	0	6	10%
Nov 23	at Dal L	1/0	0	0	0.0	0	0	0	0	7	9%
Nov 28	Chi L	1/0	1	1	0.0	0	0	0	0	38	44%
Dec 8	at LAC										
Dec 14	LV										
Dec 20	at Was										
Dec 28	at Buf										
TBD	Was										
<b>Totals</b>		<b>12/1</b>	<b>15</b>	<b>7</b>	<b>0.0</b>	<b>0</b>	<b>0</b>	<b>0</b>	<b>0</b>	<b>193</b>	<b>24%</b>

## 2025 SEASON - EAGLES

- ▶

## 2024 SEASON - EAGLES

- ▶ Spent the first seven weeks of the season on Philadelphia's active roster before being placed on Injured Reserve



**COLLEGE HIGHLIGHTS**

- ▶ Played collegiately at Alabama (2019-22), playing in 54 games (26 starts), registering 139 tackles, 22.5 TFLs, 8.0 sacks, 3 PDs, 1 FF and 1 FR ... Helped the Tide win the CFP Championship in 2020
- ▶ Earned first-team All-SEC from the *Associated Press* and second-team All-American honors from the *American Football Coaches Association* in 2022 ... Registered 48 tackles, 5.5 TFLs, 4.0 sacks and 1 FF while starting all 13 contests

**TRANSACTIONS**

- ▶ **2022** - Drafted by LV in 3rd round (70th overall) ... **8/28/24** - Waived by LV ... **8/29/24** - Signed by PHI to active roster ... **10/26/24** - Placed on Reserve/Injured (hamstring)



# ROSTER BREAKDOWN



[FRONT OFFICE & COACHING STAFF](#)

[PLAYER BIOS](#)

[ROSTER BREAKDOWN](#)

[2025 EAGLES STATISTICS](#)

[RECORD BOOK](#)

[NFL STATISTICS](#)

[OFF THE FIELD](#)



Compiled by the Eagles Communications department:

as of December 2, 2025

OFFENSE						
WR	11	A.J. Brown	80	Darius Cooper		
LT	68	Jordan Mailata				
LG	69	Landon Dickerson	64	Brett Toth		
C	51	Cam Jurgens	66	Drew Kendall		
RG	56	Tyler Steen	79	Matt Pryor		
RT	65	Lane Johnson	74	Fred Johnson		
TE	88	Dallas Goedert	81	Grant Calcaterra	83	Kylen Granson
					36	Cameron Latu
WR	2	Jahan Dotson	18	Britain Covey		
WR	6	DeVonta Smith	87	Xavier Gipson		
RB	26	Saquon Barkley	28	Will Shipley	37	Tank Bigsby
					29	A.J. Dillon
QB	1	Jalen Hurts	16	Tanner McKee	14	Sam Howell

DEFENSE						
EDGE	3	Nolan Smith	58	Jalyx Hunt		
DT	98	Jalen Carter	94	Byron Young		
DT	90	Jordan Davis	95	Ty Robinson		
DT	97	Moro Ojomo				
EDGE	50	Jaelan Phillips	55	Brandon Graham	0	Joshua Uche
LB	53	Zack Baun	54	Jeremiah Trotter Jr.	42	Smael Mondon
LB	17	Nakobe Dean	30	Jihaad Campbell		
CB	27	Quinyon Mitchell	23	Jakorian Bennett		
CB	8	Adoree' Jackson	7	Kelee Ringo		
NCB	33	Cooper DeJean	35	Michael Carter	22	Mac McWilliams
S	32	Reed Blankenship				
S	21	Sydney Brown				

SPECIAL TEAMS						
P	10	Braden Mann				
K	4	Jake Elliott				
H	10	Braden Mann				
LS	57	Cal Adomitis				
PR	87	Xavier Gipson	18	Britain Covey		
KR	28	Will Shipley	87	Xavier Gipson	18	Britain Covey

PRONUNCIATION GUIDE			
Cal Adomitis	AA-dum-EYE-tiss	Jordan Mailata	my-LOT-uh
Saquon Barkley	SAY-kwon	Quinyon Mitchell	quin-YON
Jihaad Campbell	JUH-haad	Smael Mondon	SMILE
Britain Covey	CUH-vee	Andrew Mukuba	muh-KOO-bah
Dallas Goedert	GOD-ert	Moro Ojomo	MORE-oh oh-JOE-mo
Ta'Quon Graham (PS)	tuh-KWON	Kelee Ringo	KEE-lee
Jalyx Hunt	JAY-lix	DeVonta Smith	duh-VON-tay
Adoree' Jackson	uh-DOOR-ee	Brett Toth	TOETH
Cameron Latu	LAH-too	Joshua Uche	OO-shay



#	NAME	POS	HT	WT	DOB	AGE	EXP	COLLEGE	HOMETOWN	HOW ACQ
57	Adomitis, Cal	LS	6-2	238	7/9/98	27	4	Pittsburgh	Pittsburgh, PA	FA-25
26	Barkley, Saquon	RB	6-0	232	2/9/97	28	8	Penn State	Coplay, PA	FA-NYG-24
53	Baun, Zack	LB	6-3	225	12/30/96	28	6	Wisconsin	Brown Deer, WI	FA-NO-24
23	Bennett, Jakorian	CB	5-10	200	8/23/00	25	3	Maryland	Mobile, AL	T-LV-25
37	Bigsby, Tank	RB	5-11	215	8/30/01	24	3	Auburn	LaGrange, GA	T-Jax-25
32	Blankenship, Reed	S	6-1	203	3/2/99	26	4	Middle Tennessee State	Lester, AL	UDFA-22
11	Brown, A.J.	WR	6-1	226	6/30/97	28	7	Mississippi	Starkville, MS	T-Ten-22
21	Brown, Sydney	S	5-10	211	3/21/00	25	3	Illinois	London, Ontario, Canada	D3b-23
81	Calcaterra, Grant	TE	6-4	240	12/4/98	27	4	Southern Methodist	Rancho Santa Margarita, CA	D6b-22
30	Campbell, Jihaad	LB	6-3	235	2/24/04	21	R	Alabama	Erial, NJ	D1-25
98	Carter, Jalen	DT	6-3	314	4/4/01	24	3	Georgia	Apopka, FL	D1a-23
35	Carter, Michael	CB	5-10	184	3/8/99	26	5	Duke	Douglasville, GA	T-NYJ-25
80	Cooper, Darius	WR	5-11	210	11/22/01	24	R	Tarleton State	St. Louis, MO	UDFA-25
18	Covey, Britain	WR	5-8	173	3/18/97	28	4	Utah	Provo, UT	FA-25
90	Davis, Jordan	DT	6-6	336	1/12/00	25	4	Georgia	Charlotte, NC	D1-22
17	Dean, Nakobe	LB	5-11	231	12/13/00	24	4	Georgia	Horn Lake, MS	D3-22
33	DeJean, Cooper	DB	6-0	198	2/9/03	22	2	Iowa	Odebolt, IA	D2-24
69	Dickerson, Landon	G	6-6	332	9/30/98	27	5	Alabama	Hudson, NC	D2-21
29	Dillon, A.J.	RB	6-0	247	5/2/98	27	6	Boston College	Groton, MA	FA-GB-25
2	Dotson, Jahan	WR	5-11	184	3/22/00	25	4	Penn State	Nazareth, PA	T-Was-24
4	Elliott, Jake	K	5-9	167	1/21/95	30	9	Memphis	La Grange, IL	PS-Cin-17
87	Gipson, Xavier	WR	5-9	189	3/8/01	24	3	Stephen F. Austin	Dallas, TX	W-NYG-25
88	Goedert, Dallas	TE	6-5	256	1/3/95	30	8	South Dakota State	Britton, SD	D2-18
55	Graham, Brandon	DE	6-2	265	4/3/88	37	16	Michigan	Detroit, MI	D1-10
83	Granson, Kylan	TE	6-3	242	3/27/98	27	5	Southern Methodist	Austin, TX	FA-Ind-25
14	Howell, Sam	QB	6-1	225	9/16/00	25	4	North Carolina	Monroe, NC	T-Min-25
58	Hunt, Jalyx	OLB	6-3	252	3/13/01	24	2	Houston Christian	DeBary, FL	D3-24
1	Hurts, Jalen	QB	6-1	223	8/7/98	27	6	Oklahoma	Channelview, TX	D2-20
8	Jackson, Adoree'	CB	5-11	185	9/18/95	30	9	USC	Gardena, CA	FA-NYG-25
74	Johnson, Fred	T	6-7	326	6/5/97	28	7	Florida	Royal Palm Beach, FL	T-Jax-25
65	Johnson, Lane	T	6-6	325	5/8/90	35	13	Oklahoma	Groveton, TX	D1-13
51	Jurgens, Cam	C	6-3	303	8/21/99	26	4	Nebraska	Beatrice, NE	D2-22
66	Kendall, Drew	C/G	6-4	308	11/27/01	24	R	Boston College	Norwell, MA	D5c-25
36	Latu, Cameron	TE	6-5	244	2/24/00	25	2	Alabama	Holladay, UT	FA-25
68	Mailata, Jordan	T	6-8	365	3/31/97	28	8	---	Sydney, Australia	D7-18
10	Mann, Braden	P	5-11	198	11/24/97	28	6	Texas A&M	Cypress, TX	FA-23
16	McKee, Tanner	QB	6-6	231	4/27/00	25	3	Stanford	Corona, CA	D6-23
22	McWilliams, Mac	CB	5-10	191	11/29/01	24	R	Central Florida	Pensacola, FL	D5a-25
27	Mitchell, Quinyon	CB	6-0	193	7/18/01	24	2	Toledo	Williston, FL	D1-24
42	Mondon, Smael	LB	6-2	224	2/13/03	22	R	Georgia	Dallas, GA	D5b-25
97	Ojomo, Moro	DT	6-3	292	8/15/01	24	3	Texas	Katy, TX	D7-23
50	Phillips, Jaelan	OLB	6-5	263	5/28/99	26	5	Miami (FL)	Redlands, CA	T-Mia-25
79	Pryor, Matt	G/T	6-7	332	12/16/94	30	8	TCU	Lakewood, CA	FA-Chi-25
7	Ringo, Kelee	CB	6-2	207	6/27/02	23	3	Georgia	Tacoma, WA	D4-23
95	Robinson, Ty	DT	6-5	288	5/3/01	24	R	Nebraska	Gilbert, AZ	D4-25
28	Shiple, Will	RB	5-11	209	8/29/02	23	2	Clemson	Weddington, NC	D4-24
6	Smith, DeVonta	WR	6-0	170	11/14/98	27	5	Alabama	Amite, LA	D1-21
3	Smith, Nolan	OLB	6-2	238	1/18/01	24	3	Georgia	Savannah, GA	D1b-23
56	Steen, Tyler	G/T	6-6	321	6/24/00	25	3	Alabama	Miami, FL	D3a-23
64	Toth, Brett	OL	6-6	304	9/1/96	29	6	Army	Charleston, SC	FA-23
54	Trotter Jr., Jeremiah	LB	6-0	225	12/24/02	22	2	Clemson	Hainesport, NJ	D5b-24
0	Uche, Joshua	OLB	6-1	240	9/18/98	27	6	Michigan	Miami, FL	FA-KC-25
94	Young, Byron	DT	6-3	292	11/10/00	25	3	Alabama	Laurel, MS	W-LV-24

PRACTICE SQUAD

59	Campbell, Chance	LB	6-2	232	10/8/99	26	4	Mississippi	Ellicott City, MD	FA-Ten-25
41	Castro-Fields, Tariq	CB	6-1	197	1/14/99	26	3	Penn State	Upper Marlboro, MD	FA-24
77	Graham, Ta'Quon	DT	6-4	300	12/1/98	27	5	Texas	Temple, TX	FA-25
82	Gray, Danny	WR	6-0	200	4/1/99	26	3	Southern Methodist	Dallas, TX	FA-24
96	Hall, Gabe	DT	6-6	295	1/12/01	24	1	Baylor	Waller, TX	UDFA-24
84	Jenkins, E.J.	TE	6-6	245	11/3/98	27	2	Georgia Tech	Fredericksburg, VA	FA-24
49	Johnson, Brandon	CB	5-10	185	3/25/03	22	R	Oregon	Newton, NC	UDFA-25
48	Johnson, Patrick	OLB	6-2	248	1/10/98	27	5	Tulane	Chattanooga, TN	FA-NYG-25
75	Majors, Jake	C/G	6-3	315	1/17/02	23	R	Texas	Prosper, TX	FA-25
85	Marshall, Terrace	WR	6-2	200	6/9/00	25	5	LSU	Bossier City, LA	FA-LV-25
19	McCord, Kyle	QB	6-3	218	9/19/02	23	R	Syracuse	Mount Laurel, NJ	D6a-25
34	Nickerson, Parry	CB	5-10	182	10/11/94	31	6	Tulane	New Orleans, LA	FA-24
63	Pierce, Hollin	T	6-8	341	4/19/01	24	R	Rutgers	Trenton, NJ	UDFA-25
31	Sam, Andre	S	5-10	194	2/9/99	26	1	LSU	Iowa, LA	UDFA-24
38	Thomas, Ambry	CB	6-0	183	9/9/99	26	5	Michigan	Detroit, MI	FA-25
86	Watkins, Quez	WR	6-0	193	6/9/98	27	5	Southern Mississippi	Athens, LA	FA-25

RESERVE/INJURED

39	Epps, Marcus	S	6-0	191	1/27/96	29	7	Wyoming	Huntington Beach, CA	FA-25
72	Felix-Fualalo, Luke (PS)	T	6-7	318	2/2/00	25	R	Hawaii	Brisbane, Australia	FA-25
78	Hinton, Myles	T	6-7	323	1/9/02	23	R	Michigan	Norcross, GA	D6b-25
47	Hughlett, Charley	LS	6-4	248	5/16/90	35	11	Central Florida	Tampa, FL	FA-25
61	Lampkin, Willie	G/C	5-11	290	1/22/02	23	R	North Carolina	Lakeland, FL	W-LAR-25
24	Mukuba, Andrew	S	5-11	186	12/7/02	23	R	Texas	Austin, TX	D2-25
13	Ojulari, Azeez	OLB	6-3	240	6/16/00	25	5	Georgia	Marietta, GA	FA-NYG-25
45	Okoronkwo, Ogbo	DE	6-2	250	4/24/95	30	8	Oklahoma	Houston, TX	FA-25
43	VanSumeren, Ben	FB	6-2	231	5/5/00	25	3	Michigan State	Bay City, MI	UDFA-23
73	Williams, Cameron	T	6-6	317	10/16/03	22	R	Texas	Duncanville, TX	D6c-25



#	NAME	POS	HT	WT	DOB	AGE	EXP	COLLEGE	HOMETOWN	HOW ACQ
0	Joshua Uche	OLB	6-1	240	9/18/98	27	6	Michigan	Miami, FL	FA-KC-25
1	Jalen Hurts	QB	6-1	223	8/7/98	27	6	Oklahoma	Channelview, TX	D2-20
2	Jahan Dotson	WR	5-11	184	3/22/00	25	4	Penn State	Nazareth, PA	T-Was-24
3	Nolan Smith	OLB	6-2	238	1/18/01	24	3	Georgia	Savannah, GA	D1b-23
4	Jake Elliott	K	5-9	167	1/21/95	30	9	Memphis	La Grange, IL	PS-Cin-17
6	DeVonta Smith	WR	6-0	170	11/14/98	27	5	Alabama	Amite, LA	D1-21
7	Kelee Ringo	CB	6-2	207	6/27/02	23	3	Georgia	Tacoma, WA	D4-23
8	Adoree' Jackson	CB	5-11	185	9/18/95	30	9	USC	Gardena, CA	FA-NYG-25
10	Braden Mann	P	5-11	198	11/24/97	28	6	Texas A&M	Cypress, TX	FA-23
11	A.J. Brown	WR	6-1	226	6/30/97	28	7	Mississippi	Starkville, MS	T-Ten-22
14	Sam Howell	QB	6-1	225	9/16/00	25	4	North Carolina	Monroe, NC	T-Min-25
16	Tanner McKee	QB	6-6	231	4/27/00	25	3	Stanford	Corona, CA	D6-23
17	Nakobe Dean	LB	5-11	231	12/13/00	24	4	Georgia	Horn Lake, MS	D3-22
18	Britain Covey	WR	5-8	173	3/18/97	28	4	Utah	Provo, UT	FA-25
21	Sydney Brown	S	5-10	211	3/21/00	25	3	Illinois	London, Ontario, Canada	D3b-23
22	Mac McWilliams	CB	5-10	191	11/29/01	24	R	Central Florida	Pensacola, FL	D5a-25
23	Jakorian Bennett	CB	5-10	200	8/23/00	25	3	Maryland	Mobile, AL	T-LV-25
26	Saquon Barkley	RB	6-0	232	2/9/97	28	8	Penn State	Coplay, PA	FA-NYG-24
27	Quinyon Mitchell	CB	6-0	193	7/18/01	24	2	Toledo	Williston, FL	D1-24
28	Will Shipley	RB	5-11	209	8/29/02	23	2	Clemson	Weddington, NC	D4-24
29	A.J. Dillon	RB	6-0	247	5/2/98	27	6	Boston College	Groton, MA	FA-GB-25
30	Jihaad Campbell	LB	6-3	235	2/24/04	21	R	Alabama	Erial, NJ	D1-25
32	Reed Blankenship	S	6-1	203	3/2/99	26	4	Middle Tennessee State	Lester, AL	UDFA-22
33	Cooper DeJean	DB	6-0	198	2/9/03	22	2	Iowa	Odebolt, IA	D2-24
35	Michael Carter	CB	5-10	184	3/8/99	26	5	Duke	Douglasville, GA	T-NYJ-25
36	Cameron Latu	TE	6-5	244	2/24/00	25	2	Alabama	Holladay, UT	FA-25
37	Tank Bigsby	RB	5-11	215	8/30/01	24	3	Auburn	LaGrange, GA	T-Jax-25
42	Smael Mondon	LB	6-2	224	2/13/03	22	R	Georgia	Dallas, GA	D5b-25
50	Jaelan Phillips	OLB	6-5	263	5/28/99	26	5	Miami (FL)	Redlands, CA	T-Mia-25
51	Cam Jurgens	C	6-3	303	8/21/99	26	4	Nebraska	Beatrice, NE	D2-22
53	Zack Baun	LB	6-3	225	12/30/96	28	6	Wisconsin	Brown Deer, WI	FA-NO-24
54	Jeremiah Trotter Jr.	LB	6-0	225	12/24/02	22	2	Clemson	Hainesport, NJ	D5b-24
55	Brandon Graham	DE	6-2	265	4/3/88	37	16	Michigan	Detroit, MI	D1-10
56	Tyler Steen	G/T	6-6	321	6/24/00	25	3	Alabama	Miami, FL	D3a-23
57	Cal Adomitis	LS	6-2	238	7/9/98	27	4	Pittsburgh	Pittsburgh, PA	FA-25
58	Jalyx Hunt	OLB	6-3	252	3/13/01	24	2	Houston Christian	DeBary, FL	D3-24
64	Brett Toth	OL	6-6	304	9/1/96	29	6	Army	Charleston, SC	FA-23
65	Lane Johnson	T	6-6	325	5/8/90	35	13	Oklahoma	Groveton, TX	D1-13
66	Drew Kendall	C/G	6-4	308	11/27/01	24	R	Boston College	Norwell, MA	D5c-25
68	Jordan Mailata	T	6-8	365	3/31/97	28	8	---	Sydney, Australia	D7-18
69	Landon Dickerson	G	6-6	332	9/30/98	27	5	Alabama	Hudson, NC	D2-21
74	Fred Johnson	T	6-7	326	6/5/97	28	7	Florida	Royal Palm Beach, FL	T-Jax-25
79	Matt Pryor	G/T	6-7	332	12/16/94	30	8	TCU	Lakewood, CA	FA-Chi-25
80	Darius Cooper	WR	5-11	210	11/22/01	24	R	Tarleton State	St. Louis, MO	UDFA-25
81	Grant Calcaterra	TE	6-4	240	12/4/98	27	4	Southern Methodist	Rancho Santa Margarita, CA	D6b-22
83	Kylen Granson	TE	6-3	242	3/27/98	27	5	Southern Methodist	Austin, TX	FA-Ind-25
87	Xavier Gipson	WR	5-9	189	3/8/01	24	3	Stephen F. Austin	Dallas, TX	W-NYG-25
88	Dallas Goedert	TE	6-5	256	1/3/95	30	8	South Dakota State	Britton, SD	D2-18
90	Jordan Davis	DT	6-6	336	1/12/00	25	4	Georgia	Charlotte, NC	D1-22
94	Byron Young	DT	6-3	292	11/10/00	25	3	Alabama	Laurel, MS	W-LV-24
95	Ty Robinson	DT	6-5	288	5/3/01	24	R	Nebraska	Gilbert, AZ	D4-25
97	Moro Ojomo	DT	6-3	292	8/15/01	24	3	Texas	Katy, TX	D7-23
98	Jalen Carter	DT	6-3	314	4/4/01	24	3	Georgia	Apopka, FL	D1a-23

PRACTICE SQUAD

19	Kyle McCord	QB	6-3	218	9/19/02	23	R	Syracuse	Mount Laurel, NJ	D6a-25
31	Andre Sam	S	5-10	194	2/9/99	26	1	LSU	Iowa, LA	UDFA-24
34	Parry Nickerson	CB	5-10	182	10/11/94	31	6	Tulane	New Orleans, LA	FA-24
38	Ambry Thomas	CB	6-0	183	9/9/99	26	5	Michigan	Detroit, MI	FA-25
41	Tariq Castro-Fields	CB	6-1	197	1/14/99	26	3	Penn State	Upper Marlboro, MD	FA-24
48	Patrick Johnson	OLB	6-2	248	1/10/98	27	5	Tulane	Chattanooga, TN	FA-NYG-25
49	Brandon Johnson	CB	5-10	185	3/25/03	22	R	Oregon	Newton, NC	UDFA-25
59	Chance Campbell	LB	6-2	232	10/8/99	26	4	Mississippi	Ellicott City, MD	FA-Ten-25
63	Hollin Pierce	T	6-8	341	4/19/01	24	R	Rutgers	Trenton, NJ	UDFA-25
75	Jake Majors	C/G	6-3	315	1/17/02	23	R	Texas	Prosper, TX	FA-25
77	Ta'Quon Graham	DT	6-4	300	12/1/98	27	5	Texas	Temple, TX	FA-25
82	Danny Gray	WR	6-0	200	4/1/99	26	3	Southern Methodist	Dallas, TX	FA-24
84	E.J. Jenkins	TE	6-6	245	11/3/98	27	2	Georgia Tech	Fredericksburg, VA	FA-24
85	Terrace Marshall	WR	6-2	200	6/9/00	25	5	LSU	Bossier City, LA	FA-LV-25
86	Quez Watkins	WR	6-0	193	6/9/98	27	5	Southern Mississippi	Athens, LA	FA-25
96	Gabe Hall	DT	6-6	295	1/12/01	24	1	Baylor	Waller, TX	UDFA-24

RESERVE/INJURED

13	Azeez Ojulari	OLB	6-3	240	6/16/00	25	5	Georgia	Marietta, GA	FA-NYG-25
24	Andrew Mukuba	S	5-11	186	12/7/02	23	R	Texas	Austin, TX	D2-25
29	Marcus Epps	S	6-0	191	1/27/96	29	7	Wyoming	Huntington Beach, CA	FA-25
43	Ben VanSumeren	FB	6-2	231	5/5/00	25	3	Michigan State	Bay City, MI	UDFA-23
45	Ogbo Okoronkwo	DE	6-2	250	4/24/95	30	8	Oklahoma	Houston, TX	FA-25
47	Charley Hughlett	LS	6-4	248	5/16/90	35	11	Central Florida	Tampa, FL	FA-25
61	Willie Lampkin	G/C	5-11	290	1/22/02	23	R	North Carolina	Lakeland, FL	W-LAR-25
72	Luke Felix-Fualalo (PS)	T	6-7	318	2/2/00	25	R	Hawaii	Brisbane, Australia	FA-25
73	Cameron Williams	T	6-6	317	10/16/03	22	R	Texas	Duncanville, TX	D6c-25
78	Myles Hinton	T	6-7	323	1/9/02	23	R	Michigan	Norcross, GA	D6b-25



	#	NAME	POS	HT	WT	DOB	AGE	EXP	COLLEGE	HOMETOWN	HOW ACQ
QB	1	Jalen Hurts	QB	6-1	223	8/7/98	27	6	Oklahoma	Channelview, TX	D2-20
	14	Sam Howell	QB	6-1	225	9/16/00	25	4	North Carolina	Monroe, NC	T-Min-25
	16	Tanner McKee	QB	6-6	231	4/27/00	25	3	Stanford	Corona, CA	D6-23
	19	Kyle McCord (PS)	QB	6-3	218	9/19/02	23	R	Syracuse	Mount Laurel, NJ	D6a-25
RB	26	Saquon Barkley	RB	6-0	232	2/9/97	28	8	Penn State	Coplay, PA	FA-NYG-24
	28	Will Shipley	RB	5-11	209	8/29/02	23	2	Clemson	Weddington, NC	D4-24
	29	A.J. Dillon	RB	6-0	247	5/2/98	27	6	Boston College	Groton, MA	FA-GB-25
	37	Tank Bigsby	RB	5-11	215	8/30/01	24	3	Auburn	LaGrange, GA	T-Jax-25
	43	Ben VanSumeren (IR)	FB	6-2	231	5/5/00	25	3	Michigan State	Bay City, MI	UDFA-23
WR	2	Jahan Dotson	WR	5-11	184	3/22/00	25	4	Penn State	Nazareth, PA	T-Was-24
	6	DeVonta Smith	WR	6-0	170	11/14/98	27	5	Alabama	Amite, LA	D1-21
	11	A.J. Brown	WR	6-1	226	6/30/97	28	7	Mississippi	Starkville, MS	T-Ten-22
	18	Britain Covey	WR	5-8	173	3/18/97	28	4	Utah	Provo, UT	FA-25
	80	Darius Cooper	WR	5-11	210	11/22/01	24	R	Tarleton State	St. Louis, MO	UDFA-25
	82	Danny Gray (PS)	WR	6-0	200	4/1/99	26	3	Southern Methodist	Dallas, TX	FA-24
	85	Terrace Marshall (PS)	WR	6-2	200	6/9/00	25	5	LSU	Bossier City, LA	FA-LV-25
	86	Quez Watkins (PS)	WR	6-0	193	6/9/98	27	5	Southern Mississippi	Athens, LA	FA-25
	87	Xavier Gipson	WR	5-9	189	3/8/01	24	3	Stephen F. Austin	Dallas, TX	W-NYG-25
89	Johnny Wilson (IR)	WR	6-6	228	4/3/01	24	2	Florida State	Pacoima, CA	D6a-24	
TE	36	Cameron Latu	TE	6-5	244	2/24/00	25	2	Alabama	Holladay, UT	FA-25
	81	Grant Calcaterra	TE	6-4	240	12/4/98	27	4	Southern Methodist	Rancho Santa Margarita, CA	D6b-22
	83	Kylen Granson	TE	6-3	242	3/27/98	27	5	Southern Methodist	Austin, TX	FA-Ind-25
	84	E.J. Jenkins (PS)	TE	6-6	245	11/3/98	27	2	Georgia Tech	Fredericksburg, VA	FA-24
	88	Dallas Goedert	TE	6-5	256	1/3/95	30	8	South Dakota State	Britton, SD	D2-18
OFFENSIVE LINE	51	Cam Jurgens	C	6-3	303	8/21/99	26	4	Nebraska	Beatrice, NE	D2-22
	56	Tyler Steen	G/T	6-6	321	6/24/00	25	3	Alabama	Miami, FL	D3a-23
	61	Willie Lampkin (IR)	G/C	5-11	290	1/22/02	23	R	North Carolina	Lakeland, FL	W-LAR-25
	63	Hollin Pierce (PS)	T	6-8	341	4/19/01	24	R	Rutgers	Trenton, NJ	UDFA-25
	64	Brett Toth	OL	6-6	304	9/1/96	29	6	Army	Charleston, SC	FA-23
	65	Lane Johnson	T	6-6	325	5/8/90	35	13	Oklahoma	Groveton, TX	D1-13
	66	Drew Kendall	C/G	6-4	308	11/27/01	24	R	Boston College	Norwell, MA	D5c-25
	68	Jordan Mailata	T	6-8	365	3/31/97	28	8	---	Sydney, Australia	D7-18
	69	Landon Dickerson	G	6-6	332	9/30/98	27	5	Alabama	Hudson, NC	D2-21
	72	Luke Felix-Fualalo (PS-IR)	T	6-7	318	2/2/00	25	R	Hawaii	Brisbane, Australia	FA-25
	73	Cameron Williams (IR)	T	6-6	317	10/16/03	22	R	Texas	Duncanville, TX	D6c-25
	74	Fred Johnson	T	6-7	326	6/5/97	28	7	Florida	Royal Palm Beach, FL	T-Jax-25
	75	Jake Majors (PS)	C/G	6-3	315	1/17/02	23	R	Texas	Prosper, TX	FA-25
	78	Myles Hinton (IR)	T	6-7	323	1/9/02	23	R	Michigan	Norcross, GA	D6b-25
79	Matt Pryor	G/T	6-7	332	12/16/94	30	8	TCU	Lakewood, CA	FA-Chi-25	
DL	77	Ta'Quon Graham (PS)	DT	6-4	300	12/1/98	27	5	Texas	Temple, TX	FA-25
	90	Jordan Davis	DT	6-6	336	1/12/00	25	4	Georgia	Charlotte, NC	D1-22
	94	Byron Young	DT	6-3	292	11/10/00	25	3	Alabama	Laurel, MS	W-LV-24
	95	Ty Robinson	DT	6-5	288	5/3/01	24	R	Nebraska	Gilbert, AZ	D4-25
	96	Gabe Hall (PS)	DT	6-6	295	1/12/01	24	1	Baylor	Waller, TX	UDFA-24
	97	Moro Ojomo	DT	6-3	292	8/15/01	24	3	Texas	Katy, TX	D7-23
	98	Jalen Carter	DT	6-3	314	4/4/01	24	3	Georgia	Apopka, FL	D1a-23
EDGE	0	Joshua Uche	OLB	6-1	240	9/18/98	27	6	Michigan	Miami, FL	FA-KC-25
	3	Nolan Smith	OLB	6-2	238	1/18/01	24	3	Georgia	Savannah, GA	D1b-23
	13	Azeez Ojulari (IR)	OLB	6-3	240	6/16/00	25	5	Georgia	Marietta, GA	FA-NYG-25
	45	Ogbo Okoronkwo (IR)	DE	6-2	250	4/24/95	30	8	Oklahoma	Houston, TX	FA-25
	48	Patrick Johnson (PS)	OLB	6-2	248	1/10/98	27	5	Tulane	Chattanooga, TN	FA-NYG-25
	50	Jaelan Phillips	OLB	6-5	263	5/28/99	26	5	Miami (FL)	Redlands, CA	T-Mia-25
	55	Brandon Graham	DE	6-2	265	4/3/88	37	16	Michigan	Detroit, MI	D1-10
58	Jalyx Hunt	OLB	6-3	252	3/13/01	24	2	Houston Christian	DeBary, FL	D3-24	
LB	17	Nakobe Dean	LB	5-11	231	12/13/00	24	4	Georgia	Horn Lake, MS	D3-22
	30	Jihaad Campbell	LB	6-3	235	2/24/04	21	R	Alabama	Erial, NJ	D1-25
	42	Smael Mondon	LB	6-2	224	2/13/03	22	R	Georgia	Dallas, GA	D5b-25
	53	Zack Baun	LB	6-3	225	12/30/96	27	6	Wisconsin	Brown Deer, WI	FA-NO-24
	54	Jeremiah Trotter Jr.	LB	6-0	225	12/24/02	22	2	Clemson	Hainesport, NJ	D5b-24
	59	Chance Campbell (PS)	LB	6-2	232	10/8/99	26	4	Mississippi	Ellicott City, MD	FA-Ten-25
DEFENSIVE BACKS	7	Kelee Ringo	CB	6-2	207	6/27/02	23	3	Georgia	Tacoma, WA	D4-23
	8	Adoree' Jackson	CB	5-11	185	9/18/95	30	9	USC	Gardena, CA	FA-NYG-25
	21	Sydney Brown	S	5-10	211	3/21/00	25	3	Illinois	London, Ontario, Canada	D3b-23
	22	Mac McWilliams	CB	5-10	191	11/29/01	24	R	Central Florida	Pensacola, FL	D5a-25
	23	Jakorian Bennett	CB	5-10	200	8/23/00	25	3	Maryland	Mobile, AL	T-LV-25
	24	Andrew Mukuba (IR)	S	5-11	186	12/7/02	23	R	Texas	Austin, TX	D2-25
	27	Quinyon Mitchell	CB	6-0	193	7/18/01	24	2	Toledo	Williston, FL	D1-24
	31	Andre Sam (PS)	S	5-10	194	2/9/99	26	1	LSU	Iowa, LA	UDFA-24
	32	Reed Blankenship	S	6-1	203	3/2/99	26	4	Middle Tennessee State	Lester, AL	UDFA-22
	33	Cooper DeJean	DB	6-0	198	2/9/03	22	2	Iowa	Odebolt, IA	D2-24
	34	Parry Nickerson (PS)	CB	5-10	182	10/11/94	31	6	Tulane	New Orleans, LA	FA-24
	35	Michael Carter	CB	5-10	184	3/8/99	26	5	Duke	Douglasville, GA	T-NYJ-25
	38	Ambry Thomas (PS)	CB	6-0	183	9/9/99	26	5	Michigan	Detroit, MI	FA-25
	39	Marcus Epps (IR)	S	6-0	191	1/27/96	29	7	Wyoming	Huntington Beach, CA	FA-25
41	Tariq Castro-Fields (PS)	CB	6-1	197	1/14/99	26	3	Penn State	Upper Marlboro, MD	FA-24	
49	Brandon Johnson (PS)	CB	5-10	185	3/25/03	22	R	Oregon	Newton, NC	UDFA-25	
ST	4	Jake Elliott	K	5-9	167	1/21/95	30	9	Memphis	La Grange, IL	PS-Cin-17
	10	Braden Mann	P	5-11	198	11/24/97	28	6	Texas A&M	Cypress, TX	FA-23
	47	Charley Hughlett (IR)	LS	6-4	248	5/16/90	35	11	Central Florida	Tampa, FL	FA-25
	57	Cal Adomitis	LS	6-2	238	7/9/98	27	4	Pittsburgh	Pittsburgh, PA	FA-25



HOW ACQUIRED		
Year	Player	Acq
2010	Brandon Graham	D1
2013	Lane Johnson	D1
2017	Jake Elliott	PS-Cin
2018	Dallas Goedert	D2
	Jordan Mailata	D7
2020	Jalen Hurts	D2
2021	DeVonta Smith	D1
	Landon Dickerson	D2
2022	Jordan Davis	D1
	Cam Jurgens	D2
	Nakobe Dean	D3
	Grant Calcaterra	D6b
	Reed Blankenship	UDFA
	A.J. Brown	T-Ten
2023	Jalen Carter	D1a
	Nolan Smith	D1b
	Tyler Steen	D3a
	Sydney Brown	D3b
	Kelee Ringo	D4
	Tanner McKee	D6
	Moro Ojomo	D7
	Braden Mann	FA
	Brett Toth	FA
	Ben VanSumeren (IR)	UDFA
2024	Quinyon Mitchell	D1
	Cooper DeJean	D2
	Jalyx Hunt	D3
	Will Shipley	D4
	Jeremiah Trotter Jr.	D5b
	Johnny Wilson (IR)	D6a
	Saquon Barkley	FA-NYG
	Zack Baun	FA-NO
	Tariq Castro-Fields (PS)	FA
	Danny Gray (PS)	FA
	E.J. Jenkins (PS)	FA
	Parry Nickerson (PS)	FA
	Gabe Hall (PS)	UDFA
	Andre Sam (PS)	UDFA
	Jahan Dotson	T-Was
	Byron Young	W-LV
2025	Jihaad Campbell	D1
	Andrew Mukuba (IR)	D2
	Ty Robinson	D4
	Mac McWilliams	D5a
	Smael Mondon	D5b
	Drew Kendall	D5c
	Kyle McCord (PS)	D6a
	Myles Hinton (IR)	D6b
	Cameron Williams (IR)	D6c
	Chance Campbell (PS)	FA-Ten
	A.J. Dillon	FA-GB
	Kylen Granson	FA-Ind
	Adoree' Jackson	FA-NYG
	Patrick Johnson (PS)	FA-NYG
	Terrace Marshall (PS)	FA-LV
	Azeez Ojulari (IR)	FA-NYG
	Matt Pryor	FA-Chi
	Joshua Uche	FA-KC
	Cal Adomitis	FA
	Britain Covey	FA
	Marcus Epps (IR)	FA
	Luke Felix-Fualalo (PS-IR)	FA
	Ta'Quon Graham (PS)	FA
	Charley Hughlett (IR)	FA
	Cameron Latu	FA
	Jake Majors (PS)	FA
	Ogbo Okoronkwo (IR)	FA
	Ambry Thomas (PS)	FA
	Quez Watkins (PS)	FA
	Darius Cooper	UDFA
	Brandon Johnson (PS)	UDFA
	Hollin Pierce (PS)	UDFA
	Jakorian Bennett	T-LV
	Tank Bigsby	T-Jax
	Michael Carter	T-NYJ
	Sam Howell	T-Min
	Fred Johnson	T-Jax
	Jaelan Phillips	T-Mia
	Xavier Gipson	W-NYG
	Willie Lampkin (IR)	W-LAR

BY DRAFT ROUND			
Rd	Player	Team	Year
1st	Brandon Graham	Phi	2010
	Lane Johnson	Phi	2013
	Adoree' Jackson	Ten	2017
	Saquon Barkley	NYG	2018
	Jaelan Phillips	Mia	2021
	DeVonta Smith	Phi	2021
	Jordan Davis	Phi	2022
	Jahan Dotson	Was	2022
	Jalen Carter	Phi	2023
	Nolan Smith	Phi	2023
	Quinyon Mitchell	Phi	2024
	Jihaad Campbell	Phi	2025
2nd	Dallas Goedert	Phi	2018
	A.J. Brown	Ten	2019
	A.J. Dillon	GB	2020
	Jalen Hurts	Phi	2020
	Joshua Uche	NE	2020
	Landon Dickerson	Phi	2021
	Terrace Marshall (PS)	Car	2021
	Azeez Ojulari (IR)	NYG	2021
	Cam Jurgens	Phi	2022
	Cooper DeJean	Phi	2024
	Andrew Mukuba (IR)	Phi	2025
3rd	Zack Baun	NO	2020
	Ambry Thomas (PS)	SF	2021
	Nakobe Dean	Phi	2022
	Danny Gray (PS)	SF	2022
	Tank Bigsby	Jax	2023
	Sydney Brown	Phi	2023
	Cameron Latu	SF	2023
	Tyler Steen	Phi	2023
	Byron Young	LV	2023
	Jalyx Hunt	Phi	2024
4th	Kylen Granson	Ind	2021
	Jakorian Bennett	LV	2023
	Kelee Ringo	Phi	2023
	Will Shipley	Phi	2024
	Ty Robinson	Phi	2025
5th	Jake Elliott	Cin	2017
	Ogbo Okoronkwo (IR)	LAR	2018
	Michael Carter	NYJ	2021
	Ta'Quon Graham (PS)	Atl	2021
	Sam Howell	Was	2022
	Jeremiah Trotter Jr.	Phi	2024
	Drew Kendall	Phi	2025
	Mac McWilliams	Phi	2025
	Smael Mondon	Phi	2025
6th	Parry Nickerson (PS)	NYJ	2018
	Matt Pryor	Phi	2018
	Braden Mann	NYJ	2020
	Quez Watkins (PS)	Phi	2020
	Grant Calcaterra	Phi	2022
	Chance Campbell (PS)	Ten	2022
	Tariq Castro-Fields (PS)	SF	2022
	Tanner McKee	Phi	2023
	Johnny Wilson (IR)	Phi	2024
	Myles Hinton (IR)	Phi	2025
	Kyle McCord (PS)	Phi	2025
	Cameron Williams (IR)	Phi	2025
7th	Jordan Mailata	Phi	2018
	Patrick Johnson (PS)	Phi	2021
	Moro Ojomo	Phi	2023
FA	Charley Hughlett (IR)	Dal	2012
	Marcus Epps (IR)	Min	2019
	Fred Johnson	Pit	2019
	Brett Toth	Phi	2019
	Cal Adomitis	Cin	2022
	Reed Blankenship	Phi	2022
	Britain Covey	Phi	2022
	Xavier Gipson	NYJ	2023
	E.J. Jenkins (PS)	NYJ	2023
	Ben VanSumeren (IR)	Phi	2023
	Gabe Hall (PS)	Phi	2024
	Andre Sam (PS)	Phi	2024
	Darius Cooper	Phi	2025
	Luke Felix-Fualalo (PS-IR)	Sea	2025
	Brandon Johnson (PS)	Phi	2025
	Willie Lampkin (IR)	LAR	2025
	Jake Majors (PS)	TB	2025
	Hollin Pierce (PS)	Phi	2025

BY EXPERIENCE			
Player	Exp	G/S	w/Phi
Brandon Graham	16	210/106	
Lane Johnson	13	168/168	
Charley Hughlett (IR)	11	156/0	4/0
Jake Elliott	9	142/0	
Adoree' Jackson	9	107/88	10/6
Saquon Barkley	8	102/102	28/28
Dallas Goedert	8	104/87	
Jordan Mailata	8	86/81	
Ogbo Okoronkwo (IR)	8	81/13	1/0
Matt Pryor	8	104/39	39/10
A.J. Brown	7	101/93	58/57
Marcus Epps (IR)	7	90/45	62/25
Fred Johnson	7	74/17	46/9
Zack Baun	6	90/42	28/28
A.J. Dillon	6	66/11	6/0
Jalen Hurts	6	89/78	
Braden Mann	6	87/0	44/0
Parry Nickerson (PS)	6	35/3	5/0
Brett Toth	6	32/5	
Joshua Uche	6	75/4	11/0
Michael Carter	5	69/25	4/0
Landon Dickerson	5	74/73	
Ta'Quon Graham (PS)	5	51/16	0/0
Kylen Granson	5	74/19	12/2
Patrick Johnson (PS)	5	70/2	58/2
Terrace Marshall (PS)	5	43/17	0/0
Azeez Ojulari (IR)	5	49/32	3/2
Jaelan Phillips	5	59/42	4/4
DeVonta Smith	5	75/74	
Ambry Thomas (PS)	5	42/11	0/0
Quez Watkins (PS)	5	49/25	
Cal Adomitis	4	57/0	8/0
Reed Blankenship	4	52/46	
Grant Calcaterra	4	57/20	
Chance Campbell (PS)	4	4/0	0/0
Britain Covey	4	39/1	
Jordan Davis	4	59/51	
Nakobe Dean	4	44/24	
Jahan Dotson	4	58/38	29/12
Sam Howell	4	20/18	0/0
Cam Jurgens	4	54/37	
Jakorian Bennett	3	30/11	6/0
Tank Bigsby	3	45/1	11/0
Sydney Brown	3	37/8	
Jalen Carter	3	42/26	
Tariq Castro-Fields (PS)	3	12/1	0/0
Xavier Gipson	3	40/3	5/0
Danny Gray (PS)	3	13/0	0/0
Tanner McKee	3	3/1	
Moro Ojomo	3	37/6	
Kelee Ringo	3	46/7	
Nolan Smith	3	40/17	
Tyler Steen	3	40/15	
Ben VanSumeren (IR)	3	21/1	
Byron Young	3	18/1	12/1
Cooper DeJean	2	28/21	
Jalyx Hunt	2	28/9	
E.J. Jenkins (PS)	2	9/0	
Cameron Latu	2	11/1	
Quinyon Mitchell	2	28/28	
Will Shipley	2	26/1	
Jeremiah Trotter Jr.	2	29/1	
Johnny Wilson (IR)	2	16/4	
Gabe Hall (PS)	1	2/0	
Andre Sam (PS)	1	2/0	
Jihaad Campbell	R	12/8	
Darius Cooper	R	8/0	
L. Felix-Fualalo (PS-IR)	R	0/0	
Myles Hinton (IR)	R	0/0	
Brandon Johnson (PS)	R	0/0	
Drew Kendall	R	3/0	
Willie Lampkin (IR)	R	0/0	
Jake Majors (PS)	R	0/0	
Kyle McCord (PS)	R	0/0	
Mac McWilliams	R	4/0	
Smael Mondon	R	12/0	
Andrew Mukuba (IR)	R	11/10	
Hollin Pierce (PS)	R	0/0	
Ty Robinson	R	6/0	
Cameron Williams (IR)	R	0/0	



## JANUARY

- ▶ **1/21/25** - Signed TE **Cameron Latu** to reserve/future contract

## FEBRUARY

- ▶ **2/14/25** - Signed the following players to reserve/future contracts: CB **Tariq Castro-Fields**, WR **Elijah Cooks**, RB **Tyrion Davis-Price**, LB **Dallas Gant**, WR **Danny Gray**, DT **Gabe Hall**, DE **K.J. Henry**, OLB **Ochaun Mathis**, TE **Nick Muse**, CB **Parry Nickerson**, S **Andre Sam**, T **Laekin Vakalahi** and CB **A.J. Woods**
- ▶ **2/18/25** - Released OL **Nick Gates**
- ▶ **2/25/25** - Signed RB **Lew Nichols**

## MARCH

- ▶ **3/4/25** - Agreed to terms on 2-year contract extension with RB **Saquon Barkley** through 2028 season
- ▶ **3/5/25** - Agreed to terms on 3-year contract extension with LB **Zack Baun** through 2027 season
- ▶ **3/12/25** - Agreed to trade S **C.J. Gardner-Johnson** and 2026 6th-round draft pick to Houston in exchange for G **Kenyon Green** and 2026 5th-round draft pick ... Agreed to trade QB **Kenny Pickett** to Cleveland in exchange for QB **Dorian Thompson-Robinson** and 2025 5th-round draft pick (No. 164 overall) ... Agreed to terms on 1-year contract with FB **Ben VanSumeren** through 2025 season ... Released DB **James Bradberry** and CB **Darius Slay**
- ▶ **3/13/25** - Agreed to terms on 1-year contract with TE **Harrison Bryant** ... Agreed to terms on 1-year contract with RB **A.J. Dillon** ... Agreed to terms on 1-year contract with OLB **Joshua Uche**
- ▶ **3/14/25** - Agreed to terms on 1-year contract with LS **Charley Hughlett** ... Agreed to terms on 1-year contract with CB **Adoree' Jackson** ... Agreed to terms on 1-year contract with OLB **Patrick Johnson**
- ▶ **3/15/25** - Agreed to terms with RS **Avery Williams** on 1-year contract
- ▶ **3/17/25** - Agreed to terms with T **Lane Johnson** on 1-year contract extension through 2027 season ... Agreed to terms with TE **Kylen Granson** on 1-year contract ... Agreed to terms with OLB **Azeez Ojulari** on 1-year contract
- ▶ **3/25/25** - Signed T **Kendall Lamm** to 1-year contract
- ▶ **3/28/25** - Agreed to terms with G/T **Matt Pryor** on 1-year contract

## APRIL

- ▶ **4/11/25** - Signed WR **Terrace Marshall** to 1-year contract
- ▶ **4/21/25** - Agreed to terms with C **Cam Jurgens** on 4-year contract extension through 2029 season
- ▶ **4/24/25** - Acquired 2025 1st-round pick (No. 31 overall) from Kansas City in exchange for 2025 1st-round pick (No. 32 overall) and 2025 5th-round pick (No. 164 overall) ... Selected LB **Jihaad Campbell** with 31st-overall pick (1st round)
- ▶ **4/25/25** - Selected S **Andrew Mukuba** with 64th-overall pick (2nd round) ... Acquired 2025 3rd-round pick (No. 101 overall) and 2026 5th-round pick from Atlanta in exchange for 2025 3rd-round pick (No. 96 overall) ... Acquired 2025 4th-round pick (No. 111 overall), 2025 4th-round pick (No. 130 overall), and 2025 6th-round pick (No. 191 overall) from Denver in exchange for 2025 3rd-round pick (No. 101 overall) and 2025 4th-round pick (No. 134 overall)
- ▶ **4/26/25** - Selected DT **Ty Robinson** with 111th-overall pick (4th round) ... Acquired 2025 5th-round pick (No. 145 overall) and 2025 6th-round pick (No. 207 overall) from N.Y. Jets in exchange for 2025 4th-round pick (No. 130 overall) ... Selected CB **Mac McWilliams** with 145th-overall pick (5th round) ... Selected LB **Smael Mondon** with 161st-overall pick (5th round) ... Selected C/G **Drew Kendall** with 168th-overall pick (5th round) ... Selected QB **Kyle McCord** with 181st-overall pick (6th round) ... Selected T **Myles Hinton** with 191st-overall pick (6th round) ... Selected T **Cameron Williams** with 207th-overall pick (6th round) ... Selected OLB **Antwaun Powell-Ryland** with 209th-overall pick (6th round)
- ▶ **4/30/25** - Exercised 5th-year option with DT **Jordan Davis**

## MAY

- ▶ **5/2/25** - Signed LB **Smael Mondon**, QB **Kyle McCord**, T **Myles Hinton** and OLB **Antwaun Powell-Ryland** to 4-year contracts ... Signed WR **Darius Cooper**, LB **Lance Dixon**, S **Maxen Hook**, CB **Brandon Johnson**, RB **Montrell Johnson**, CB **B.J. Mayes**, WR **Taylor Morin**, T **Hollin Pierce** and RB **ShunDerrick Powell**
- ▶ **5/3/25** - Signed CB **Mac McWilliams** to 4-year contract
- ▶ **5/4/25** - Signed WR **Giles Jackson** ... Waived RB **Tyrion Davis-Price**
- ▶ **5/12/25** - Signed C/G **Drew Kendall** to 4-year contract
- ▶ **5/15/25** - Signed DT **Ty Robinson** to 4-year contract
- ▶ **5/27/25** - Signed T **Cameron Williams** to 4-year contract

## JUNE

- ▶ **6/2/25** - Signed OL **Marcus Tate** ... Agreed to trade DE **Bryce Huff** to San Francisco in exchange for 2026 mid-round draft pick
- ▶ **6/5/25** - Signed WR **Ife Adeyi**
- ▶ **6/6/25** - Claimed RB **Keilan Robinson** off waivers from Jacksonville ... Waived WR **Ife Adeyi**
- ▶ **6/11/25** - Signed LB **Jihaad Campbell** to 4-year contract

## JULY

- ▶ **7/21/25** - Signed S **Andrew Mukuba** to 4-year contract
- ▶ **7/22/25** - Signed DE **Ogbo Okoronkwo** and DT **Jacob Sykes** ... Waived DE **K.J. Henry** and RB **Lew Nichols**
- ▶ **7/23/25** - Signed DT **Joe Evans** ... Placed LB **Nakobe Dean** on Active/Physically Unable to Perform ... Waived/injured G **Marcus Tate**
- ▶ **7/29/25** - Signed WR **Ife Adeyi** ... Waived/injured WR **Danny Gray**

## AUGUST

- ▶ **8/3/25** - Signed LS **Christian Johnstone** ... Waived DB **B.J. Mayes**
- ▶ **8/5/25** - Acquired CB **Jakorian Bennett** from Las Vegas in exchange for DT **Thomas Booker**
- ▶ **8/12/25** - Signed DT **Justin Rogers** ... Released LS **Christian Johnstone**
- ▶ **8/18/25** - Acquired WR **John Metchie** and 2026 6th-round draft pick from Houston in exchange for TE **Harrison Bryant** and 2026 5th-round draft pick
- ▶ **8/20/25** - Signed LB **Chance Campbell** ... Released WR **Giles Jackson**
- ▶ **8/22/25** - Signed DE **Jereme Robinson** ... Placed WR **Johnny Wilson** on Reserve/Injured
- ▶ **8/24/25** - Agreed to acquire QB **Sam Howell** and 2026 6th-round pick from Minnesota in exchange for 2026 5th-round pick and 2027 7th-round pick ... Waived/injured S **Lewis Cine** ... Waived QB **Dorian Thompson-Robinson**
- ▶ **8/25/25** - Agreed to acquire T **Fred Johnson** from Jacksonville in exchange for a 2026 7th-round pick ... Agreed to acquire 2027 6th-round pick from Green Bay in exchange for T/G **Darian Kinnard**
- ▶ **8/26/25** - Released the following players: LS **Charley Hughlett**, OLB **Patrick Johnson**, T **Kendall Lamm**, WR **Terrace Marshall**, CB **Parry Nickerson**, and WR **Avery Williams** ... Waived the following players: WR **Ife Adeyi**, LB **Chance Campbell**, CB **Tariq Castro-Fields** (injured), WR **Elijah Cooks**, LB **Lance Dixon**, DT **Joe Evans**, LB **Dallas Gant**, G **Kenyon Green**, S **Maxen Hook**, TE **E.J. Jenkins**, CB **Brandon Johnson**, RB **Montrell Johnson**, TE **Cameron Latu**, OLB **Ochaun Mathis**, QB **Kyle McCord**, WR **Taylor Morin**, TE **Nick Muse**, T **Hollin Pierce**, RB **ShunDerrick Powell**, OLB **Antwaun Powell-Ryland**, CB **Eli Ricks**, DE **Jereme Robinson**, RB **Keilan Robinson**, DT **Justin Rogers**, S **Andre Sam**, WR **Ainias Smith**, DT **Jacob Sykes**, T **Laekin Vakalahi**, and CB **A.J. Woods** ... Placed LB **Nakobe Dean** on Reserve/Physically Unable to Perform ... Placed T **Myles Hinton** on Reserve/Injured and Designated for Return
- ▶ **8/27/25** - Signed LS **Charley Hughlett** ... Claimed G/C **Willie Lampkin** off waivers from L.A. Rams ... Signed the following players to practice squad: LB **Chance Campbell**, WR **Elijah Cooks**, G **Kenyon Green**, TE **E.J. Jenkins**, CB **Brandon Johnson**, OLB **Patrick Johnson**, TE **Cameron Latu**,



WR **Terrace Marshall**, QB **Kyle McCord**, CB **Parry Nickerson**, T **Hollin Pierce**, OLB **Antwaun Powell-Ryland**, CB **Eli Ricks**, and S **Andre Sam** ... Waived G/C **Trevor Keegan** and S **Tristin McCollum**

- ▶ **8/28/25** - Signed WR **Britain Covey**, S **Marcus Epps** and T **Luke Felix-Fualalo** to practice squad
- ▶ **8/29/25** - Signed RB **Audric Estime** and CB **Ambry Thomas** to practice squad ... Placed G/C **Willie Lampkin** on Reserve/Injured ... Released WR **Terrace Marshall** and CB **Eli Ricks** from practice squad
- ▶ **8/31/25** - Signed G **Kenyon Green** to active roster from practice squad ... Signed WR **Terrace Marshall** to practice squad

#### SEPTEMBER

- ▶ **9/3/25** - Signed CB **Eli Ricks** to practice squad ... Released T **Hollin Pierce** from practice squad
- ▶ **9/4/25** - Elevated S **Marcus Epps** and OLB **Patrick Johnson** from practice squad for Week 1 vs. Dallas
- ▶ **9/5/25** - Signed DE **Za'Darius Smith** ... Placed FB **Ben VanSumeren** on Reserve/Injured ... Signed WR **Javon Baker** to practice squad ... Released OLB **Antwaun Powell-Ryland**
- ▶ **9/6/25** - Waived G **Kenyon Green**
- ▶ **9/8/25** - Signed OLB **Patrick Johnson** to active roster from practice squad ... Signed RB **Montrell Johnson** and T **Hollin Pierce** to practice squad ... Released WR **Elijah Cooks** from practice squad
- ▶ **9/9/25** - Agreed to acquire RB **Tank Bigsby** from Jacksonville in exchange for 2026 5th-round pick and 2026 6th-round pick ... Signed C/G **Jake Majors** to practice squad ... Waived DL **Gabe Hall** ... Released RB **Montrell Johnson** from practice squad
- ▶ **9/10/25** - Signed DT **Jacob Sykes** to practice squad ... Released CB **Eli Ricks** from practice squad
- ▶ **9/11/25** - Signed DT **Gabe Hall** to practice squad ... Released DT **Jacob Sykes** from practice squad
- ▶ **9/13/25** - Elevated S **Marcus Epps** and TE **Cameron Latu** from practice squad for Week 2 at Kansas City ... Placed T **Cameron Williams** on Reserve/Injured
- ▶ **9/17/25** - Signed G **Kenyon Green**
- ▶ **9/20/25** - Elevated S **Marcus Epps** and TE **Cameron Latu** from practice squad for Week 3 vs. L.A. Rams
- ▶ **9/22/25** - Claimed WR **Xavier Gipson** off waivers from N.Y. Giants ... Released G **Kenyon Green**
- ▶ **9/24/25** - Signed S **Marcus Epps**, TE **Cameron Latu** and CB **Parry Nickerson** from practice squad to active roster ... Signed LB **Lance Dixon**, CB **Eli Ricks** and WR **Quez Watkins** to practice squad ... Placed CB **Jakorian Bennett**, WR **Darius Cooper** and OLB **Nolan Smith** on Reserve/Injured
- ▶ **9/30/25** - Signed LS **Cal Adomitis** ... Placed LS **Charley Hughlett** and OLB **Ogbo Okoronkwo** on Reserve/Injured ... Released LB **Lance Dixon** from practice squad

#### OCTOBER

- ▶ **10/1/25** - Signed OLB **Antwaun Powell-Ryland** to practice squad ... Opened 21-day practice window for LB **Nakobe Dean**
- ▶ **10/2/25** - Signed DE **K.J. Henry** and DT **Jacob Sykes** to practice squad ... Released CB **Eli Ricks** from practice squad
- ▶ **10/3/25** - Signed OLB **Antwaun Powell-Ryland** and CB **Eli Ricks** to practice squad ... Released DE **K.J. Henry** and DT **Jacob Sykes** from practice squad
- ▶ **10/9/25** - Activated LB **Nakobe Dean** from Reserve/Physically Unable to Perform ... Elevated DT **Gabe Hall** from practice squad for Week 6 at N.Y. Giants
- ▶ **10/13/25** - Signed CB **Tariq Castro-Fields** to practice squad ... Released CB **Eli Ricks** from practice squad ... Placed OLB **Za'Darius Smith** on Reserve/Retired
- ▶ **10/14/25** - Released WR **Javon Baker** and RB **Audric Estime** from prac-

tice squad

- ▶ **10/15/25** - Signed TE **Jaheim Bell** and OLB **Titus Leo** to practice squad
- ▶ **10/18/25** - Elevated TE **E.J. Jenkins** from practice squad for Week 7 at Minnesota
- ▶ **10/21/25** - Agreed to terms on contract with DE **Brandon Graham**
- ▶ **10/22/25** - Signed G **Sua Opeta** to practice squad ... Opened 21-day practice window for CB **Jakorian Bennett** ... Released TE **Jaheim Bell** from practice squad
- ▶ **10/23/25** - Opened 21-day practice window for WR **Darius Cooper**
- ▶ **10/25/25** - Activated WR **Darius Cooper** from Reserve/Injured
- ▶ **10/27/25** - Released CB **Parry Nickerson** ... Released DE **Titus Leo** from practice squad
- ▶ **10/28/25** - Signed CB **Parry Nickerson** to practice squad
- ▶ **10/29/25** - Agreed to acquire CB **Michael Carter** and 2027 7th-round draft pick from N.Y. Jets in exchange for WR **John Metchie** and 2027 6th-round draft pick

#### NOVEMBER

- ▶ **11/1/25** - Agreed to acquire CB **Jaire Alexander** and 2027 7th-round draft pick from Baltimore in exchange for 2026 6th-round pick ... Placed S **Marcus Epps** and OLB **Azeez Ojulari** on Reserve/Injured
- ▶ **11/3/25** - Agreed to acquire OLB **Jaelan Phillips** from Miami in exchange for 2026 3rd-round pick ... Signed WR **Danny Gray** to practice squad ... Released G **Sua Opeta** from practice squad
- ▶ **11/4/25** - Opened 21-day practice window for OLB **Nolan Smith** ... Released OLB **Patrick Johnson** from active roster ... Released WR **Terrace Marshall** from practice squad
- ▶ **11/5/25** - Signed OLB **Patrick Johnson** to practice squad
- ▶ **11/6/25** - Opened 21-day practice window for G/C **Willie Lampkin**
- ▶ **11/8/25** - Signed DT **Ta'Quon Graham** to practice squad ... Released OLB **Antwaun Powell-Ryland** from practice squad
- ▶ **11/10/25** - Activated OLB **Nolan Smith** from Reserve/Injured ... Elevated OLB **Patrick Johnson** from practice squad for Week 10 at Green Bay
- ▶ **11/12/25** - Activated CB **Jakorian Bennett** from Reserve/Injured ... Placed CB **Jaire Alexander** on Reserve/Retired
- ▶ **11/13/25** - Signed DE **Titus Leo** to practice squad ... Released CB **Ambry Thomas** from practice squad
- ▶ **11/14/25** - Signed CB **Ambry Thomas** to practice squad ... Released DE **Titus Leo** from practice squad
- ▶ **11/19/25** - Opened 21-day practice window for T **Myles Hinton**
- ▶ **11/26/25** - Signed WR **Britain Covey** to active roster from practice squad ... Placed S **Andrew Mukuba** on Reserve/Injured ... Placed T **Luke Felix-Fualalo** on Practice Squad Injured Reserve
- ▶ **11/27/25** - Elevated OLB **Patrick Johnson** and S **Andrew Sam** from practice squad for Week 13 vs. Chicago

#### DECEMBER

- ▶ **12/1/25** - Signed WR **Terrace Marshall** to practice squad



OFFENSE												
	QB	RB	WR	WR	WR	TE	TE/OL	LT	LG	C	RG	RT
Dal	Hurts	Barkley	A. Brown	D. Smith	Dotson	Goedert	---	Mailata	Dickerson	Jurgens	Steen	L. Johnson
@KC	Hurts	Barkley	A. Brown	D. Smith	---	Calcaterra	Granson	Mailata	Dickerson	Jurgens	Steen	L. Johnson
LAR	Hurts	Barkley	A. Brown	D. Smith	---	Goedert	Calcaterra	Mailata	Dickerson	Jurgens	Steen	L. Johnson
@TB	Hurts	Barkley	A. Brown	D. Smith	Dotson	Goedert	---	Mailata	Dickerson	Jurgens	Steen	L. Johnson
Den	Hurts	Barkley	A. Brown	D. Smith	Dotson	Goedert	---	Mailata	Dickerson	Jurgens	Steen	L. Johnson
@NYG	Hurts	Barkley	A. Brown	D. Smith	Dotson	Goedert	---	Mailata	Toth	Jurgens	Steen	L. Johnson
@Min	Hurts	Barkley	A. Brown	D. Smith	---	Goedert	Granson	Mailata	Dickerson	Jurgens	Steen	L. Johnson
NYG	Hurts	Barkley	D. Smith	Dotson	---	Goedert	Calcaterra	Mailata	Dickerson	Toth	Steen	L. Johnson
@GB	Hurts	Barkley	A. Brown	D. Smith	---	Goedert	Latu	Mailata	Dickerson	Toth	Steen	L. Johnson
Det	Hurts	Barkley	A. Brown	D. Smith	---	Goedert	F. Johnson	Mailata	Dickerson	Jurgens	Steen	L. Johnson
@Dal	Hurts	Barkley	A. Brown	D. Smith	---	Goedert	Calcaterra	Mailata	Dickerson	Jurgens	Steen	F. Johnson
Chi	Hurts	Barkley	A. Brown	D. Smith	Dotson	Goedert	---	Mailata	Dickerson	Jurgens	Steen	F. Johnson
@LAC												
LV												
@Was												
@Buf												
Was												

DEFENSE												
	EDGE	DT	DT	DT	EDGE	LB	LB	CB	CB	NCB	S	S
Dal	N. Smith	Davis	Ojomo	---	Hunt	Baun	Campbell	Mitchell	Jackson	DeJean	Blankenship	Mukuba
@KC	N. Smith	Carter	Davis	Ojomo	Hunt	Baun	Campbell	Mitchell	DeJean	---	Blankenship	S. Brown
LAR	N. Smith	Carter	Davis	---	Hunt	Baun	Campbell	Mitchell	Jackson	DeJean	Blankenship	Mukuba
@TB	Hunt	Carter	Davis	---	Z. Smith	Baun	Campbell	Mitchell	Ringo	DeJean	Blankenship	Mukuba
Den	Hunt	Carter	Davis	---	Z. Smith	Baun	Campbell	Mitchell	Ringo	DeJean	Blankenship	Mukuba
@NYG	Hunt	Davis	Ojomo	Young	Ojulari	Baun	Campbell	Mitchell	DeJean	---	Blankenship	Mukuba
@Min	Hunt	Carter	Davis	---	Ojulari	Baun	Campbell	Mitchell	Jackson	DeJean	Blankenship	Mukuba
NYG	Hunt	Carter	Davis	Ojomo	Campbell	Baun	Dean	Mitchell	DeJean	---	Blankenship	Mukuba
@GB	N. Smith	Carter	Davis	---	Phillips	Baun	Dean	Mitchell	Jackson	DeJean	Blankenship	Mukuba
Det	N. Smith	Carter	Davis	---	Phillips	Baun	Dean	Mitchell	Jackson	DeJean	Blankenship	Mukuba
@Dal	N. Smith	Carter	Davis	Ojomo	Phillips	Baun	Dean	Mitchell	DeJean	---	Blankenship	Mukuba
Chi	N. Smith	Carter	Davis	---	Phillips	Baun	Dean	Mitchell	Jackson	DeJean	Blankenship	S. Brown
@LAC												
LV												
@Was												
@Buf												
Was												



PLAYER	Dal	@KC	LAR	@TB	Den	@NYG	@Min	NYG	@GB	Det	@Dal	Chi	@LAC	LV	@Was	@Buf	Was	G/S	IA	DNP
Adomitis, Cal	X	X	X	X	P	P	P	P	P	P	P	P						8/0	---	---
Alexander, Jaire	X	X	X	X	X	X	X	X	IA	X	X	X						0/0	1	---
Barkley, Saquon	RB	RB	RB	RB	RB	RB	RB	RB	RB	RB	RB	RB						12/12	---	---
Baun, Zack	LB	LB	LB	LB	LB	LB	LB	LB	LB	LB	LB	LB						12/12	---	---
Bennett, Jakorian	P	P	P	IR	IR	IR	IR	IR	IR	P	P	P						6/0	---	---
Biggsby, Tank	X	P	P	P	P	P	P	P	P	P	P	P						11/0	---	---
Blankenship, Reed	S	S	S	S	S	S	S	S	S	S	S	S						12/12	---	---
Brown, A.J.	WR	WR	WR	WR	WR	WR	WR	IA	WR	WR	WR	WR						11/11	1	---
Brown, Sydney	P	S	P	P	P	P	P	P	P	P	P	S						12/2	---	---
Calcaterra, Grant	P	TE	TE	P	P	IA	IA	TE	P	P	TE	P						10/4	2	---
Campbell, Jihaad	LB	LB	LB	LB	LB	LB	LB	LB	P	P	P	P						12/9	---	---
Carter, Jalen	DNP	DT	DT	DT	DT	IA	DT	DT	DT	DT	DT	DT						10/10	1	1
Carter, Michael	X	X	X	X	X	X	X	X	X	P	P	P						4/0	---	---
Cooper, Darius	P	P	P	IR	IR	IR	IR	P	P	P	P	P						8/0	---	---
Covey, Britain	PS	PS	PS	PS	PS	PS	PS	PS	PS	PS	PS	P						1/0	---	---
Davis, Jordan	DT	DT	DT	DT	DT	DT	DT	DT	DT	DT	DT	DT						12/12	---	---
Dean, Nakobe	PUP	PUP	PUP	PUP	PUP	P	P	LB	LB	LB	LB	LB						7/4	---	---
DeJean, Cooper	CB	CB	CB	CB	CB	CB	CB	CB	CB	CB	CB	CB						12/12	---	---
Dickerson, Landon	LG	LG	LG	LG	LG	IA	LG	LG	LG	LG	LG	LG						11/11	1	---
Dillon, A.J.	P	P	P	P	P	P	IA	DNP	IA	IA	IA	IA						6/0	5	1
Dotson, Jahan	WR	P	P	WR	WR	WR	P	WR	P	P	P	WR						12/6	---	---
Elliott, Jake	P	P	P	P	P	P	P	P	P	P	P	P						12/0	---	---
Epps, Marcus	P	P	P	P	P	P	P	P	IR	IR	IR	IR						8/0	---	---
Gipson, Xavier	X	X	X	IA	IA	IA	P	P	P	P	P	IA						5/0	4	---
Goedert, Dallas	TE	IA	TE	TE	TE	TE	TE	TE	TE	TE	TE	TE						11/11	1	---
Graham, Brandon	X	X	X	X	X	X	X	EX	P	P	P	P						4/0	---	---
Granson, Kylan	P	TE	P	P	P	P	TE	P	P	P	P	P						12/2	---	---
Green, Kenyon	IA	X	IA	X	X	X	X	X	X	X	X	X						0/0	2	---
Hall, Gabe	P	PS	PS	PS	PS	P	PS	PS	PS	PS	PS	PS						2/0	---	---
Howell, Sam	DNP	DNP	DNP	IA	IA	IA	IA	IA	IA	IA	IA	IA						0/0	9	3
Hughlett, Charley	P	P	P	P	IR	IR	IR	IR	IR	IR	IR	IR						4/0	---	---
Hunt, Jalyx	OLB	OLB	OLB	OLB	OLB	OLB	OLB	OLB	P	P	P	P						12/8	---	---
Hurts, Jalen	QB	QB	QB	QB	QB	QB	QB	QB	QB	QB	QB	QB						12/12	---	---
Jackson, Adoree'	CB	P	CB	IA	P	P	CB	IA	CB	CB	P	CB						10/6	2	---
Jenkins, E.J.	PS	PS	PS	PS	PS	PS	P	PS	PS	PS	PS	PS						1/0	---	---
Johnson, Fred	P	P	P	P	P	P	P	P	P	OL	RT	RT						12/3	---	---
Johnson, Lane	RT	RT	RT	RT	RT	RT	RT	RT	RT	RT	IA	IA						10/10	2	---
Johnson, Patrick	P	P	IA	P	P	P	P	P	P	PS	PS	P						9/0	1	---
Jurgens, Cam	C	C	C	C	C	C	C	IA	IA	C	C	C						10/10	2	---
Kendall, Drew	IA	IA	IA	IA	IA	P	IA	P	P	IA	DNP	DNP						3/0	7	2
Latu, Cameron	PS	P	P	P	P	P	P	P	TE	P	P	P						11/1	---	---
Mailata, Jordan	LT	LT	LT	LT	LT	LT	LT	LT	LT	LT	LT	LT						12/12	---	---
Mann, Braden	P	P	P	P	P	P	P	P	P	P	P	P						12/0	---	---
McKee, Tanner	IA	IA	IA	DNP	DNP	DNP	DNP	P	DNP	DNP	DNP	DNP						1/0	3	8
McWilliams, Mac	P	DNP	P	P	IA	IA	IA	P	IA	IA	IA	IA						4/0	7	1
Metchie, John	P	P	P	P	P	P	DNP	P	X	X	X	X						7/0	---	1
Mitchell, Quinyon	CB	CB	CB	CB	CB	CB	CB	CB	CB	CB	CB	CB						12/12	---	---
Mondon, Smael	P	P	P	P	P	P	P	P	P	P	P	P						11/0	---	---
Mukuba, Andrew	S	P	S	S	S	S	S	S	S	S	S	IR						11/10	---	---
Nickerson, Parry	PS	PS	PS	P	P	P	P	P	PS	PS	PS	PS						5/0	---	---
Ojomo, Moro	DT	DT	P	P	P	DT	P	DT	P	P	DT	P						12/5	---	---
Ojulari, Azeez	IA	IA	IA	IA	P	OLB	OLB	IA	IR	IR	IR	IR						3/2	5	---
Okoronkwo, Ogbo	IA	IA	IA	P	IR	IR	IR	IR	IR	IR	IR	IR						1/0	3	---
Phillips, Jaelan	X	X	X	X	X	X	X	X	OLB	OLB	OLB	OLB						4/4	---	---
Pryor, Matt	P	P	P	P	P	P	P	P	P	P	P	P						12/0	---	---
Ringo, Kelee	P	P	P	CB	CB	P	P	P	P	P	P	P						12/2	---	---
Robinson, Ty	IA	P	DNP	P	P	P	P	P	IA	IA	IA	IA						6/0	4	1
Sam, Andre	PS	PS	PS	PS	PS	PS	PS	PS	PS	PS	PS	P						1/0	---	---
Shiple, Will	P	IA	IA	P	P	P	P	P	P	P	P	P						9/0	2	---
Smith, DeVonta	WR	WR	WR	WR	WR	WR	WR	WR	WR	WR	WR	WR						12/12	---	---
Smith, Nolan	OLB	OLB	OLB	IR	IR	IR	IR	IR	OLB	OLB	OLB	OLB						7/7	---	---
Smith, Za'Darius	X	P	P	OLB	OLB	P	X	X	X	X	X	X						5/2	---	---
Steen, Tyler	RG	RG	RG	RG	RG	RG	RG	RG	RG	RG	RG	RG						12/12	---	---
Toth, Brett	P	P	P	P	P	LG	P	C	C	P	P	P						12/2	---	---
Trotter Jr., Jeremiah	P	P	P	P	P	P	P	P	P	P	P	P						12/0	---	---
Uche, Joshua	P	P	P	P	P	P	P	P	P	P	P	IA						11/0	1	---
VanSumeren, Ben	P	IR	IR	IR	IR	IR	IR	IR	IR	IR	IR	IR						1/0	---	---
Williams, Cameron	IA	IR	IR	IR	IR	IR	IR	IR	IR	IR	IR	IR						0/0	1	---
Young, Byron	P	P	P	P	P	P	P	P	P	P	P	P						12/0	---	---



OFFENSE		Dal	@KC	LAR	@TB	Den	@NYG	@Min	NYG	@GB	Det	@Dal	Chi	@LAC	LV	@Was	@Buf	Was	Snaps	Pct
<b>TOTAL PLAYS</b>		<b>63</b>	<b>60</b>	<b>67</b>	<b>57</b>	<b>61</b>	<b>57</b>	<b>50</b>	<b>59</b>	<b>63</b>	<b>72</b>	<b>63</b>	<b>54</b>						<b>726</b>	
QB	Jalen Hurts	63	60	67	57	61	57	50	55	63	72	63	54						722	99%
	Tanner McKee	IA	IA	IA	DNP	DNP	DNP	DNP	4	DNP	DNP	DNP	DNP						4	1%
	Sam Howell	DNP	DNP	DNP	IA	IA	IA	IA	IA	IA	IA	IA	IA						0	0%
RB	Saquon Barkley	50	50	63	48	44	46	39	35	44	58	52	50						579	80%
	Will Shipley	5	IA	IA	3	8	3	8	8	12	7	8	4						66	9%
	A.J. Dillon	8	10	5	8	9	8	IA	DNP	IA	IA	IA	IA						48	7%
	Tank Bigsby	X	0	0	0	0	0	4	16	8	8	3	1						40	6%
WR	Ben VanSumeren	0	IR	IR	IR	IR	IR	IR	IR	IR	IR	IR	IR						0	0%
	DeVonta Smith	56	45	64	52	60	55	44	53	58	70	60	51						668	92%
	A.J. Brown	55	58	62	55	57	55	46	IA	49	67	59	52						615	85%
	Jahan Dotson	29	22	52	31	44	43	24	42	19	23	34	32						395	54%
	Darius Cooper	2	12	6	IR	IR	IR	IR	IR	26	11	3	13	13					86	12%
	John Metchie	1	7	2	5	4	3	DNP	9	X	X	X	X						31	4%
	Xavier Gipson	X	X	X	IA	IA	IA	0	5	1	0	3	IA						9	1%
	Britain Covey	PS	PS	PS	PS	PS	PS	PS	PS	PS	PS	PS	PS	0					0	0%
	Dallas Goedert	52	IA	61	43	48	51	49	37	54	65	58	48						566	78%
TE	Grant Calcaterra	37	53	13	28	7	IA	IA	36	25	34	15	12						260	36%
	Kylen Granson	17	34	2	4	22	13	17	9	17	15	5	2						157	22%
	Cameron Latu	PS	6	5	8	2	7	3	9	5	1	3	5						54	7%
	E.J. Jenkins	PS	PS	PS	PS	PS	PS	5	PS	PS	PS	PS	PS						5	1%
OFFENSIVE LINE	Jordan Mailata	63	60	67	57	61	57	50	59	63	72	63	54						726	100%
	Tyler Steen	63	60	67	52	61	57	50	59	63	72	63	54						721	99%
	Landon Dickerson	52	60	67	57	12	IA	50	55	63	72	63	54						605	83%
	Cam Jurgens	63	60	67	57	61	57	15	IA	IA	61	63	54						558	77%
	Lane Johnson	63	60	10	43	61	57	50	55	37	14	IA	IA						450	62%
	Fred Johnson	0	1	42	14	0	1	10	14	37	62	63	54						298	41%
	Brett Toth	11	0	0	0	49	57	35	55	63	11	0	0						281	39%
	Matt Pryor	0	0	15	5	0	0	0	4	1	4	2	0						31	4%
	Drew Kendall	IA	IA	IA	IA	IA	0	IA	4	0	IA	DNP	DNP						4	1%
	Kenyon Green	IA	X	IA	X	X	X	X	X	X	X	X	X						0	0%
	Cameron Williams	IA	IR	IR	IR	IR	IR	IR	IR	IR	IR	IR	IR						0	0%

DEFENSE		Dal	@KC	LAR	@TB	Den	@NYG	@Min	NYG	@GB	Det	@Dal	Chi	@LAC	LV	@Was	@Buf	Was	Snaps	Pct
<b>TOTAL PLAYS</b>		<b>61</b>	<b>60</b>	<b>66</b>	<b>72</b>	<b>74</b>	<b>69</b>	<b>69</b>	<b>52</b>	<b>68</b>	<b>59</b>	<b>74</b>	<b>87</b>						<b>811</b>	
DL	Jalen Carter	DNP	48	60	49	67	IA	67	43	63	53	70	61						581	72%
	Moro Ojomo	55	42	33	48	38	62	32	27	47	37	44	62						527	65%
	Jordan Davis	53	32	45	39	41	51	45	27	29	29	49	59						499	62%
	Byron Young	22	10	10	22	15	37	12	10	4	6	7	38						193	24%
	Ty Robinson	IA	0	DNP	2	1	19	6	7	IA	IA	IA	IA						35	4%
	Gabe Hall	5	PS	PS	PS	PS	8	PS	PS	PS	PS	PS	PS						13	2%
EDGE	Jalyx Hunt	39	34	43	52	43	43	52	37	43	36	43	61						526	65%
	Nolan Smith	52	44	46	IR	IR	IR	IR	IR	19	22	40	34						257	32%
	Jaelan Phillips	X	X	X	X	X	X	X	X	53	45	59	67						224	28%
	Joshua Uche	19	16	19	30	29	27	33	31	0	0	0	IA						204	25%
	Za'Darius Smith	X	20	24	36	34	17	X	X	X	X	X	X						131	16%
	Patrick Johnson	12	6	IA	15	8	22	26	26	0	PS	PS	0						115	14%
	Azeez Ojulari	IA	IA	IA	IA	34	29	4	IA	IR	IR	IR	IR						67	8%
	Brandon Graham	X	X	X	X	X	X	X	EX	10	8	8	6						32	4%
LB	Ogbo Okoronkwo	IA	IA	IA	4	IR	IR	IR	IR	IR	IR	IR	IR						4	1%
	Zack Baun	61	60	66	72	74	65	69	45	68	59	74	87						800	99%
	Jihaad Campbell	56	58	63	70	71	62	60	21	34	20	11	0						526	65%
	Nakobe Dean	PUP	PUP	PUP	PUP	PUP	0	31	33	44	40	62	82						292	36%
	Jeremiah Trotter Jr.	0	0	0	1	0	3	0	7	0	0	0	0						11	1%
	Smael Mondon	0	0	0	0	0	0	0	7	0	0	0	0						7	1%
	Cooper DeJean	61	60	66	72	74	65	69	45	68	59	74	87						800	99%
	Reed Blankenship	61	60	66	72	74	62	69	45	68	59	47	87						770	95%
	Quinyon Mitchell	61	60	66	72	74	13	69	45	68	59	74	87						748	92%
	Andrew Mukuba	51	48	49	72	74	66	69	45	68	59	71	IR						672	83%
	Adoree' Jackson	42	43	38	IA	1	57	23	IA	56	57	26	53						396	49%
	Kelee Ringo	0	0	0	59	62	41	22	42	4	0	4	0						234	29%
	Sydney Brown	14	14	20	1	0	3	0	7	1	0	26	85						171	21%
	Michael Carter	X	X	X	X	X	X	X	X	1	1	25	1						28	3%
Jakorian Bennett	7	5	12	IR	IR	IR	IR	IR	IR	0	0	0						24	3%	
Marcus Epps	0	0	0	1	0	7	0	7	IR	IR	IR	IR						15	2%	
Parry Nickerson	PS	PS	PS	3	0	0	1	8	PS	PS	PS	PS						12	2%	
Mac McWilliams	0	DNP	0	0	IA	IA	IA	IA	7	IA	IA	IA						7	1%	
Jaire Alexander	X	X	X	X	X	X	X	X	IA	X	X	X						0	0%	
Andre Sam	PS	PS	PS	PS	PS	PS	PS	PS	PS	PS	PS	PS	0					0	0%	



SPECIAL TEAMS	Dal	@KC	LAR	@TB	Den	@NYG	@Min	NYG	@GB	Det	@Dal	Chi	@LAC	LV	@Was	@Buf	Was	Snaps	Pct
<b>TOTAL PLAYS</b>	<b>22</b>	<b>24</b>	<b>28</b>	<b>33</b>	<b>29</b>	<b>26</b>	<b>27</b>	<b>28</b>	<b>20</b>	<b>26</b>	<b>29</b>	<b>24</b>						<b>316</b>	
Jeremiah Trotter Jr.	17	19	24	28	25	22	5	20	17	19	25	20						241	76%
Sydney Brown	16	19	24	28	25	22	21	21	17	19	23	4						239	76%
Kelee Ringo	18	19	25	12	12	12	20	15	18	22	24	21						218	69%
Smael Mondon	13	15	16	23	24	17	20	17	15	17	20	16						213	67%
Kylen Granson	13	16	16	23	24	19	15	17	15	17	20	16						211	67%
Cameron Latu	PS	15	16	23	22	17	15	16	15	17	20	16						192	61%
Patrick Johnson	17	20	IA	23	23	18	15	20	17	PS	PS	20						173	55%
Will Shipley	7	IA	IA	23	21	17	14	17	15	17	20	16						167	53%
Marcus Epps	13	16	19	15	14	14	14	14	IR	IR	IR	IR						119	38%
Grant Calcaterra	11	5	14	18	3	IA	IA	8	10	14	16	13						112	35%
Joshua Uche	10	4	13	11	11	9	17	8	5	9	13	IA						110	35%
Braden Mann	7	9	7	13	10	7	8	8	8	11	12	8						108	34%
Jake Elliott	9	8	8	11	7	7	10	14	5	9	8	7						103	33%
Jordan Davis	9	8	12	10	6	8	11	10	4	6	9	8						101	32%
Cal Adomitis	X	X	X	X	10	7	8	8	8	11	12	8						72	23%
Cooper DeJean	6	5	6	4	5	5	6	8	6	8	4	5						68	22%
Jalyx Hunt	4	5	13	5	4	9	7	0	0	10	11	0						68	22%
Parry Nickerson	PS	PS	PS	14	15	14	9	8	PS	PS	PS	PS						60	19%
Moro Ojomo	5	4	8	5	4	6	6	3	3	5	4	4						57	18%
Byron Young	4	4	8	5	4	7	6	4	2	2	5	4						55	17%
Darius Cooper	5	6	6	IR	IR	IR	IR	5	3	5	8	16						54	17%
Jalen Carter	DNP	4	9	4	4	IA	7	3	3	5	5	5						49	16%
Fred Johnson	4	4	3	5	3	3	5	7	2	4	4	3						47	15%
Jordan Mailata	4	4	3	5	3	3	5	7	2	4	4	3						47	15%
Matt Pryor	4	4	3	5	3	3	5	7	2	4	4	3						47	15%
Tyler Steen	4	4	3	4	3	3	5	7	2	4	4	3						46	15%
Landon Dickerson	4	4	3	5	0	IA	5	7	2	4	4	3						41	13%
Tank Bigsby	X	4	12	6	10	8	0	0	0	0	0	0						40	13%
Xavier Gipson	X	X	X	IA	IA	IA	7	9	7	8	8	IA						39	12%
Brett Toth	4	4	3	5	3	3	5	0	0	4	4	3						38	12%
Charley Hughlett	7	9	7	13	IR	IR	IR	IR	IR	IR	IR	IR						36	11%
Jakorian Bennett	5	7	8	IR	IR	IR	IR	IR	IR	2	7	6						35	11%
Michael Carter	X	X	X	X	X	X	X	X	6	8	13	3						30	9%
John Metchie	5	7	12	0	2	0	DNP	4	X	X	X	X						30	9%
Jihaad Campbell	1	0	1	0	1	1	0	0	2	0	4	6						22	7%
Jahan Dotson	2	3	1	4	7	4	1	0	0	0	0	0						22	7%
E.J. Jenkins	PS	PS	PS	PS	PS	PS	19	PS	PS	PS	PS	PS						19	6%
Ty Robinson	IA	4	DNP	1	0	5	1	4	IA	IA	IA	IA						15	5%
Mac McWilliams	1	DNP	1	11	IA	IA	IA	1	IA	IA	IA	IA						14	4%
A.J. Dillon	4	1	0	0	6	2	IA	DNP	IA	IA	IA	IA						13	4%
Zack Baun	1	1	1	0	1	1	1	1	1	3	0	1						12	4%
Reed Blankenship	1	1	1	0	1	1	1	1	1	3	0	1						12	4%
Brandon Graham	X	X	X	X	X	X	X	EX	3	2	3	4						12	4%
Drew Kendall	IA	IA	IA	IA	IA	3	IA	7	2	IA	DNP	DNP						12	4%
Nakobe Dean	PUP	PUP	PUP	PUP	PUP	6	3	0	0	1	0	1						11	3%
Britain Covey	PS	PS	PS	PS	PS	PS	PS	PS	PS	PS	PS	8						8	3%
Adoree' Jackson	1	0	1	IA	0	1	0	IA	1	3	0	1						8	3%
Andre Sam	PS	PS	PS	PS	PS	PS	PS	PS	PS	PS	PS	5						5	2%
Gabe Hall	4	PS	PS	PS	PS	PS	0	PS	PS	PS	PS	PS						4	1%
Cam Jurgens	0	0	0	1	3	0	0	IA	IA	0	0	0						4	1%
Jaelan Phillips	X	X	X	X	X	X	X	X	1	2	0	1						4	1%
DeVonta Smith	0	1	0	0	0	0	0	1	0	0	0	0						2	1%
Nolan Smith	1	0	1	IR	IR	IR	IR	IR	0	0	0	0						2	1%
A.J. Brown	0	1	0	0	0	0	0	IA	0	0	0	0						1	1%
Dallas Goedert	0	IA	0	0	0	0	0	1	0	0	0	0						1	1%
Azeez Ojulari	IA	IA	IA	IA	0	1	0	IA	IR	IR	IR	IR						1	1%
Ben VanSumeren	1	IR	IR	IR	IR	IR	IR	IR	IR	IR	IR	IR						1	1%



# 2025 EAGLES STATISTICS



[FRONT OFFICE & COACHING STAFF](#)

[PLAYER BIOS](#)

[ROSTER BREAKDOWN](#)

[2025 EAGLES STATISTICS](#)

[RECORD BOOK](#)

[NFL STATISTICS](#)

[OFF THE FIELD](#)



REGULAR SEASON RESULTS (8-4)

DATE	OPPONENT	RESULT	SCORE	ATTENDANCE
September 4	Dallas Cowboys	W	24-20	69,879
September 14	at Kansas City Chiefs	W	20-17	73,558
September 21	Los Angeles Rams	W	33-26	69,879
September 28	at Tampa Bay Buccaneers	W	31-25	64,122
October 5	Denver Broncos	L	17-21	69,879
October 9	at New York Giants	L	17-34	81,564
October 19	at Minnesota Vikings	W	28-22	66,899
October 26	New York Giants	W	38-20	69,879
November 10	at Green Bay Packers	W	10-7	78,254
November 16	Detroit Lions	W	16-9	69,879
November 23	at Dallas Cowboys	L	21-24	93,068
November 28	Chicago Bears	L	15-24	69,879

TEAM STATISTICS

	EAGLES	OPPONENTS
<b>TOTAL FIRST DOWNS</b>	<b>205</b>	<b>245</b>
RUSHING	76	98
PASSING	112	121
PENALTY	17	26
3RD DOWN: MADE/ATTEMPTS	51-148	68-160
3RD DOWN PERCENTAGE	34.5%	42.5%
4TH DOWN: MADE/ATTEMPTS	11-17	7-23
4TH DOWN PERCENTAGE	64.7%	30.4%
<b>POSSESSION AVERAGE</b>	<b>29:58</b>	<b>30:02</b>
<b>TOTAL NET YARDS</b>	<b>3,657</b>	<b>4,166</b>
AVERAGE PER GAME	304.8	347.2
TOTAL PLAYS	696	780
AVERAGE PER PLAY	5.3	5.3
<b>NET YARDS RUSHING</b>	<b>1,302</b>	<b>1,547</b>
AVERAGE PER GAME	108.5	128.9
TOTAL RUSHES	327	343
<b>NET YARDS PASSING</b>	<b>2,355</b>	<b>2,619</b>
AVERAGE PER GAME	196.3	218.3
SACKED/YARDS LOST	27/159	24/123
GROSS YARDS	2,514	2,742
COMPLETIONS/ATTEMPTS	226/342	233/413
COMPLETION PERCENTAGE	66.1%	56.4%
HAD INTERCEPTED	2	8
<b>PUNTS/AVERAGE</b>	<b>56/50.1</b>	<b>41/44.9</b>
<b>NET PUNTING AVERAGE</b>	<b>42.4</b>	<b>40.4</b>
<b>PENALTIES/YARDS</b>	<b>91/765</b>	<b>68/600</b>
<b>FUMBLES/BALL LOST</b>	<b>12/6</b>	<b>11/5</b>
<b>TOUCHDOWNS</b>	<b>34</b>	<b>26</b>
RUSHING	12	14
PASSING	19	12
RETURNS	3	0

PASSING

PLAYER	ATT	CMP	YDS	PCT	Y/A	TD	TD%	INT	INT%	LG	SACK	LOST	RATE
Jalen Hurts	342	226	2,514	66.1%	7.4	19	5.6%	2	0.6%	79t	27	159	103.9
<b>EAGLES</b>	<b>342</b>	<b>226</b>	<b>2,514</b>	<b>66.1%</b>	<b>7.4</b>	<b>19</b>	<b>5.6%</b>	<b>2</b>	<b>0.6%</b>	<b>79t</b>	<b>27</b>	<b>159</b>	<b>103.9</b>
<b>OPPONENTS</b>	<b>413</b>	<b>233</b>	<b>2,742</b>	<b>56.4%</b>	<b>6.6</b>	<b>12</b>	<b>2.9%</b>	<b>8</b>	<b>1.9%</b>	<b>77t</b>	<b>24</b>	<b>123</b>	<b>78.4</b>



RUSHING					
PLAYER	ATT	YDS	AVG	LG	TD
Saquon Barkley	198	740	3.7	65t	4
Jalen Hurts	84	329	3.9	29	8
Tank Bigsby	18	164	9.1	29	0
AJ Dillon	12	60	5.0	11	0
Will Shipley	11	45	4.1	20	0
Tanner McKee	3	-2	-0.7	0	0
Braden Mann	1	-34	-34.0	-34	0
<b>EAGLES</b>	<b>327</b>	<b>1,302</b>	<b>4.0</b>	<b>65t</b>	<b>12</b>
<b>OPPONENTS</b>	<b>343</b>	<b>1,547</b>	<b>4.5</b>	<b>49</b>	<b>14</b>

RECEIVING					
PLAYER	REC	YDS	AVG	LG	TD
DeVonta Smith	60	802	13.4	79t	3
A.J. Brown	56	699	12.5	45	6
Dallas Goedert	40	403	10.1	36	7
Saquon Barkley	35	259	7.4	47t	2
Jahan Dotson	11	206	18.7	51	1
Grant Calcaterra	5	48	9.6	16	0
Will Shipley	5	39	7.8	11	0
AJ Dillon	2	18	9.0	11	0
John Metchie	4	18	4.5	8	0
Kylen Granson	3	10	3.3	5	0
Darius Cooper	2	7	3.5	4	0
Xavier Gipson	2	6	3.0	3	0
Tank Bigsby	1	-1	-1.0	-1	0
<b>EAGLES</b>	<b>226</b>	<b>2,514</b>	<b>11.1</b>	<b>79t</b>	<b>19</b>
<b>OPPONENTS</b>	<b>233</b>	<b>2,742</b>	<b>11.8</b>	<b>77t</b>	<b>12</b>

FIELD GOALS						
PLAYER	1-19	20-29	30-39	40-49	50+	TOTAL
Jake Elliott	0/0	1/1	4/4	4/5	3/6	12/16
<b>EAGLES</b>	<b>0/0</b>	<b>1/1</b>	<b>4/4</b>	<b>4/5</b>	<b>3/6</b>	<b>12/16</b>
<b>OPPONENTS</b>	<b>0/0</b>	<b>3/3</b>	<b>6/7</b>	<b>5/6</b>	<b>8/11</b>	<b>22/27</b>

PUNTING								
PLAYER	NO	YDS	AVG	NET	TB	IN 20	LG	BLK
Braden Mann	56	2,803	50.1	42.4	6	16	70	0
<b>EAGLES</b>	<b>56</b>	<b>2,803</b>	<b>50.1</b>	<b>42.4</b>	<b>6</b>	<b>16</b>	<b>70</b>	<b>0</b>
<b>OPPONENTS</b>	<b>41</b>	<b>1,841</b>	<b>44.9</b>	<b>40.4</b>	<b>3</b>	<b>18</b>	<b>69</b>	<b>1</b>

KICKOFF RETURNS					
PLAYER	NO	YDS	AVG	LG	TD
Will Shipley	19	520	27.4	41	0
Xavier Gipson	7	177	25.3	37	0
Tank Bigsby	9	187	20.8	31	0
John Metchie	7	120	17.1	26	0
AJ Dillon	2	25	12.5	25	0
Britain Covey	1	22	22.0	22	0
<b>EAGLES</b>	<b>45</b>	<b>1,051</b>	<b>23.4</b>	<b>41</b>	<b>0</b>
<b>OPPONENTS</b>	<b>46</b>	<b>1,094</b>	<b>23.8</b>	<b>38</b>	<b>0</b>



PUNT RETURNS						
PLAYER	NO	FC	YDS	AVG	LG	TD
Xavier Gipson	6	6	67	11.2	18	0
Jahan Dotson	5	12	48	9.6	15	0
Britain Covey	1	1	9	9.0	9	0
<b>EAGLES</b>	<b>12</b>	<b>19</b>	<b>124</b>	<b>10.3</b>	<b>18</b>	<b>0</b>
<b>OPPONENTS</b>	<b>27</b>	<b>11</b>	<b>309</b>	<b>11.4</b>	<b>46</b>	<b>0</b>

SCORING									
PLAYER	TD	RUSH	REC	RET	PAT	FG	2 PT	SAF	PTS
Jake Elliott	0	0	0	0	30/31	12/16	0	0	66
Jalen Hurts	8	8	0	0	0/0	0/0	0	0	48
Dallas Goedert	7	0	7	0	0/0	0/0	0	0	42
Saquon Barkley	6	4	2	0	0/0	0/0	0	0	36
A.J. Brown	6	0	6	0	0/0	0/0	0	0	36
DeVonta Smith	3	0	3	0	0/0	0/0	0	0	18
Sydney Brown	1	0	0	1	0/0	0/0	0	0	6
Jordan Davis	1	0	0	1	0/0	0/0	0	0	6
Jahan Dotson	1	0	1	0	0/0	0/0	0	0	6
Jalyx Hunt	1	0	0	1	0/0	0/0	0	0	6
<b>EAGLES</b>	<b>34</b>	<b>12</b>	<b>19</b>	<b>3</b>	<b>30/31</b>	<b>12/16</b>	<b>0</b>	<b>0</b>	<b>270</b>
<b>OPPONENTS</b>	<b>26</b>	<b>14</b>	<b>12</b>	<b>0</b>	<b>23/25</b>	<b>22/27</b>	<b>1</b>	<b>1</b>	<b>249</b>

SCORE BY QUARTERS	Q1	Q2	Q3	Q4	OT	TOTAL
<b>EAGLES</b>	79	82	53	56	--	270
<b>OPPONENTS</b>	53	64	48	84	--	249



DEFENSE									
PLAYER	TOTAL	SOLO	ASST	TFL	SACKS	INT	PD	FF	FR
Zack Baun	96	51	45	6	3.0	1	6	1	1
Cooper DeJean	66	44	22	4	0.0	1	9	1	0
Reed Blankenship	64	40	24	0	0.0	1	4	1	1
Jihaad Campbell	52	30	22	1	0.0	1	2	1	0
Jordan Davis	49	24	25	4	3.0	0	6	0	0
Andrew Mukuba	46	27	19	2	0.5	2	3	0	0
Adoree' Jackson	38	28	10	0	0.0	0	6	0	0
Nakobe Dean	38	22	16	4	3.0	0	1	1	0
Quinyon Mitchell	37	29	8	0	0.0	0	14	0	1
Jalyx Hunt	32	15	17	5	2.0	2	2	1	0
Jalen Carter	32	20	12	4	2.0	0	6	0	0
Moro Ojomo	28	14	14	4	4.0	0	1	0	0
Kelee Ringo	19	17	2	0	0.0	0	1	0	1
Nolan Smith	19	10	9	0	2.0	0	0	1	0
Byron Young	15	7	8	1	0.0	0	0	0	0
Jaelan Phillips	15	8	7	2	1.0	0	1	0	1
Joshua Uche	14	9	5	2	1.0	0	1	0	0
Sydney Brown	13	7	6	0	0.0	0	0	0	0
Za'Darius Smith	10	3	7	2	1.5	0	0	0	0
Jakorian Bennett	6	6	0	0	0.0	0	1	0	0
Azeez Ojulari	6	2	4	1	0.0	0	0	0	0
Marcus Epps	4	4	0	0	0.0	0	0	0	0
Patrick Johnson	3	2	1	1	1.0	0	0	0	0
Parry Nickerson	2	2	0	0	0.0	0	0	0	0
Ty Robinson	1	1	0	0	0.0	0	1	0	0
Jeremiah Trotter Jr.	1	1	0	0	0.0	0	0	0	0
Michael Carter	1	1	0	0	0.0	0	0	0	0
Brandon Graham	1	0	1	0	0.0	0	0	0	0
<b>TOTALS</b>	<b>708</b>	<b>424</b>	<b>284</b>	<b>43</b>	<b>24.0</b>	<b>8</b>	<b>65</b>	<b>7</b>	<b>5</b>

INTERCEPTIONS					
PLAYER	NO	YDS	AVG	LG	TD
Jalyx Hunt	2	53	26.5	42t	1
Andrew Mukuba	2	41	20.5	41	0
Cooper DeJean	1	21	21.0	21	0
Zack Baun	1	0	0.0	0	0
Reed Blankenship	1	0	0.0	0	0
Jihaad Campbell	1	0	0.0	0	0
<b>EAGLES</b>	<b>8</b>	<b>115</b>	<b>14.4</b>	<b>42t</b>	<b>1</b>
<b>OPPONENTS</b>	<b>2</b>	<b>68</b>	<b>34.0</b>	<b>68</b>	<b>0</b>



DEFENSIVE LEADERS	
SACKS	
Moro Ojomo	4.0
Zack Baun	3.0
Jordan Davis	3.0
Nakobe Dean	3.0
TACKLES FOR LOSS	
Zack Baun	6
Jalyx Hunt	5
Five Players	4
PASSES DEFENSED	
Quinyon Mitchell	14
Cooper DeJean	9
Four Players	6

SPECIAL TEAMS TACKLES	
PLAYER	NO
Jeremiah Trotter Jr.	14
Kylen Granson	12
Sydney Brown	9
Cam Latu	9
Kelee Ringo	10
Cooper DeJean	6
Smael Mondon	5
Patrick Johnson	5
Will Shipley	4
Joshua Uche	3
Marcus Epps	2
Tank Bigsby	2
Cal Adomitis	2
John Metchie	1
Grant Calcaterra	1
Jake Elliott	1
Mac McWilliams	1
AJ Dillon	1
Jihaad Campbell	1
<b>TOTALS</b>	<b>87</b>

WEEKLY NFL RANKINGS						
WEEK	OFFENSE			DEFENSE		
	Rush	Pass	Total	Rush	Pass	Total
Week 1	5	25	17	21t	13t	15
Week 2	7	31	29	22	8	9
Week 3	13	29	27	25	11	18
Week 4	16	31	30	22	15t	21
Week 5	25	31	30	21	15	21
Week 6	25	29	30	26t	12	21
Week 7	26	22	30	23	19	22
Week 8	23	19	25	20	19	18
Week 9	19	25	24	19	17	23
Week 10	21	25	23	19	14	18
Week 11	17	28	25	19	15	18
Week 12	21	23	24	19	22	20
Week 13	22	23	24	24	19t	25

RED ZONE DRIVES											
	TOTAL	TD	FG	MFG	DOWN	FUM	INT	CLOCK	PTS	TD%	SCORE%
EAGLES	28	22	4	0	0	1	1	0	144	78.6%	92.9%
OPPONENTS	34	18	9	0	3	1	3	0	135	52.9%	79.4%

GOAL-TO-GO DRIVES											
	TOTAL	TD	FG	MFG	DOWN	FUM	INT	CLOCK	PTS	TD%	SCORE%
EAGLES	21	19	1	0	0	0	1	0	117	90.5%	95.2%
OPPONENTS	20	14	2	0	2	0	2	0	90	70.0%	80.0%



LONGEST DRIVES		
	EAGLES	OPPONENTS
<b>MOST PLAYS</b>	17 vs LAR (9/21/25) <i>17-91 (6:54), TD</i>	2x; last 15 vs NYG (10/26/25) <i>15-64 (6:44), FG</i>
<b>MOST YARDS</b>	91 vs LAR (9/21/25) <i>17-91 (6:54), TD</i>	92 vs Chi (11/28/25) <i>12-92 (6:44), TD</i>
<b>MOST TIME</b>	8:46 at GB (11/10/25) <i>16-82 (8:46), FF</i>	8:11 vs KC (9/14/25) <i>14-74 (8:11), INT</i>

LONGEST TOUCHDOWN DRIVES		
	EAGLES	OPPONENTS
<b>MOST PLAYS</b>	17 vs LAR (9/21/25) <i>17-91 (6:54), TD</i>	15 vs NYG (10/9/25) <i>15-67 (5:37), TD</i>
<b>MOST YARDS</b>	91 vs LAR (9/21/25) <i>17-91 (6:54), TD</i>	92 vs Chi (11/28/25) <i>12-92 (6:44), TD</i>
<b>MOST TIME</b>	8:10 vs Dal (9/4/25) <i>12-65 (8:10), TD</i>	5:59 vs Dal (9/4/25) <i>9-64 (5:59), TD</i>

**REPLAY CHALLENGES – EAGLES** (3 CHALLENGES, 1 OVERTURNED), **OPPONENTS** (4 CHALLENGES, 2 OVERTURNED)



GAME-BY-GAME OFFENSE

GAME		SCORE				1ST DOWN				3RD DOWN		4TH DOWN		NET YARDS			TO	PEN	PEN YDS	TOP
		PTS	OPP PTS	DIFF	OT	TOTAL	RUSH	PASS	PEN	CONV	ATT	CONV	ATT	TOTAL	PASS	RUSH				
Sep 4	Dal	24	20	4	---	20	14	6	0	8	13	0	0	302	144	158	0	9	110	34:52
Sep 14	at KC	20	17	3	---	16	9	4	3	5	14	1	1	216	94	122	0	6	48	32:34
Sep 21	LAR	33	26	7	---	19	8	9	2	5	14	4	5	288	202	86	1	5	50	30:35
Sep 28	at TB	31	25	6	---	16	5	10	1	5	14	0	1	200	112	88	0	8	83	28:08
Oct 5	Den	17	21	-4	---	16	2	11	3	2	11	0	0	302	257	45	0	9	55	25:43
Oct 9	at NYG	17	34	-17	---	20	5	14	1	1	9	2	2	339	266	73	2	4	46	29:01
Oct 19	at Min	28	22	6	---	13	4	9	0	3	10	2	3	361	316	45	0	8	64	25:58
Oct 26	NYG	38	20	18	---	23	12	10	1	2	8	2	2	427	151	276	0	5	30	33:15
Nov 10	at GB	10	7	3	---	13	4	8	1	7	16	0	2	294	183	111	1	7	61	32:05
Nov 16	Det	16	9	7	---	16	7	6	3	4	15	0	1	272	124	148	0	9	78	35:48
Nov 23	at Dal	21	24	-3	---	19	4	14	1	5	12	0	0	339	276	63	2	14	96	30:58
Nov 28	Chi	15	24	-9	---	14	2	11	1	4	12	0	0	317	230	87	2	7	44	20:42
Dec 8	at LAC																			
Dec 14	LV																			
Dec 20	at Was																			
Dec 28	Buf																			
TBD	Was																			
<b>TOTALS</b>		<b>270</b>	<b>249</b>	<b>21</b>	<b>---</b>	<b>205</b>	<b>76</b>	<b>112</b>	<b>17</b>	<b>51</b>	<b>148</b>	<b>11</b>	<b>17</b>	<b>3,657</b>	<b>2,355</b>	<b>1,302</b>	<b>8</b>	<b>91</b>	<b>765</b>	<b>29:58</b>

GAME-BY-GAME DEFENSE

GAME		SCORE				1ST DOWN				3RD DOWN		4TH DOWN		NET YARDS			TO	PEN	PEN YDS	TOP
		PTS	OPP PTS	DIFF	OT	TOTAL	RUSH	PASS	PEN	CONV	ATT	CONV	ATT	TOTAL	PASS	RUSH				
Sep 4	Dal	20	24	-4	---	22	7	9	6	7	11	0	0	307	188	119	1	4	42	25:08
Sep 14	at KC	17	20	-3	---	17	9	7	1	4	12	2	3	294	173	121	1	6	45	27:26
Sep 21	LAR	26	33	-7	---	22	11	10	1	3	10	0	1	356	196	160	1	4	41	29:25
Sep 28	at TB	25	31	-6	---	18	5	7	6	3	13	1	3	376	272	104	2	5	40	31:52
Oct 5	Den	21	17	4	---	23	8	12	3	5	16	0	0	358	228	130	0	12	121	34:17
Oct 9	at NYG	34	17	17	---	25	14	8	3	11	16	0	0	366	194	172	0	6	55	30:59
Oct 19	at Min	22	28	-6	---	21	7	13	1	7	15	1	1	387	298	89	2	3	30	34:02
Oct 26	NYG	20	38	-18	---	13	4	9	0	5	12	1	1	246	178	68	0	7	54	26:45
Nov 10	at GB	7	10	-3	---	18	7	10	1	5	13	1	3	261	157	104	2	4	20	27:55
Nov 16	Det	9	16	-7	---	13	3	10	0	3	13	0	5	317	243	74	1	5	48	24:12
Nov 23	at Dal	24	21	3	---	25	6	16	3	5	12	0	2	473	348	125	2	8	69	29:02
Nov 28	Chi	24	15	9	---	28	17	10	1	10	17	1	3	425	144	281	1	4	35	39:18
Dec 8	at LAC																			
Dec 14	LV																			
Dec 20	at Was																			
Dec 28	Buf																			
TBD	Was																			
<b>TOTALS</b>		<b>249</b>	<b>270</b>	<b>-21</b>	<b>---</b>	<b>245</b>	<b>98</b>	<b>121</b>	<b>26</b>	<b>68</b>	<b>160</b>	<b>7</b>	<b>23</b>	<b>4,166</b>	<b>2,619</b>	<b>1,547</b>	<b>13</b>	<b>68</b>	<b>600</b>	<b>30:02</b>



EAGLES GAME-BY-GAME LEADERS

GAME		PASS YARDS	RUSH YARDS	RECEPTIONS	REC YARDS	TOUCHDOWNS	TACKLES	SACKS
Sep 4	Dal	J. Hurts - 152	J. Hurts - 62	D. Goedert - 7	J. Dotson - 59	J. Hurts - 2	Z. Baun - 9	---
Sep 14	at KC	J. Hurts - 101	S. Barkley - 88	A. Brown - 5	D. Smith - 53	Two Players - 1	C. DeJean - 7	M. Ojomo - 1.0
Sep 21	LAR	J. Hurts - 226	S. Barkley - 46	D. Smith - 8	A. Brown - 109	Four Players - 1	C. DeJean - 9	J. Davis - 1.0
Sep 28	at TB	J. Hurts - 130	J. Hurts - 62	Two Players - 4	D. Goedert - 37	D. Goedert - 2	C. DeJean - 9	Two Players - 1.0
Oct 5	Den	J. Hurts - 280	S. Barkley - 30	D. Smith - 8	D. Smith - 114	Two Players - 1	Z. Baun - 12	Two Players - 1.0
Oct 9	at NYG	J. Hurts - 283	S. Barkley - 58	D. Goedert - 9	D. Goedert - 110	Two Players - 1	A. Jackson - 7	Two Players - 1.0
Oct 19	at Min	J. Hurts - 326	S. Barkley - 44	D. Smith - 9	D. Smith - 183	A. Brown - 2	Z. Baun - 10	Two Players - 1.0
Oct 26	NYG	J. Hurts - 179	S. Barkley - 150	D. Smith - 6	D. Smith - 84	Two Players - 2	Z. Baun - 6	Five Players - 1.0
Nov 10	at GB	J. Hurts - 183	S. Barkley - 60	Two Players - 4	D. Smith - 69	D. Smith - 1	Z. Baun - 8	Three Players - 1.0
Nov 16	Det	J. Hurts - 135	S. Barkley - 83	A. Brown - 7	A. Brown - 49	J. Hurts - 1	Z. Baun - 7	Two Players - 1.0
Nov 23	at Dal	J. Hurts - 289	J. Hurts - 33	A. Brown - 8	A. Brown - 110	J. Hurts - 2	Z. Baun - 9	N. Dean - 1.0
Nov 28	Chi	J. Hurts - 230	S. Barkley - 56	A. Brown - 10	A. Brown - 132	A. Brown - 2	R. Blankenship - 14	Two Players - 1.0
Dec 8	at LAC							
Dec 14	LV							
Dec 20	at Was							
Dec 28	Buf							
TBD	Was							

OPPONENT GAME-BY-GAME LEADERS

GAME		PASS YARDS	RUSH YARDS	RECEPTIONS	REC YARDS	TOUCHDOWNS	TACKLES	SACKS
Sep 4	Dal	D. Prescott - 188	J. Williams - 54	C. Lamb - 7	C. Lamb - 110	J. Williams - 2	Two Players - 9	M. Kneeland - 1.0
Sep 14	at KC	P. Mahomes - 187	P. Mahomes - 66	M. Brown - 5	T. Kelce - 61	Two Players - 1	Two Players - 9	O. Norman-Lott - 1.0
Sep 21	LAR	M. Stafford - 196	K. Williams - 94	P. Nacua - 11	P. Nacua - 112	Two Players - 1	K. Curl - 9	Four Players - 1.0
Sep 28	at TB	B. Mayfield - 289	B. Irving - 63	B. Irving - 5	B. Irving - 102	Two Players - 1	T. Smith - 9	V. Vea - 2.0
Oct 5	Den	B. Nix - 242	J. Dobbins - 79	C. Sutton - 8	C. Sutton - 99	Two Players - 1	T. Hufanga - 7	N. Bonitto - 2.5
Oct 9	at NYG	J. Dart - 195	C. Skattebo - 98	W. Robinson - 6	W. Robinson - 84	C. Skattebo - 3	T. Nubin - 9	B. Burns - 2.0
Oct 19	at Min	C. Wentz - 313	J. Mason - 57	J. Addison - 9	J. Addison - 128	J. Mason - 1	J. Metellus - 8	E. Wilson - 1.5
Oct 26	NYG	J. Dart - 193	T. Tracy - 39	Two Players - 3	W. Robinson - 48	Two Players - 1	B. Okereke - 8	Three Players - 1.0
Nov 10	at GB	J. Love - 176	J. Jacobs - 74	J. Jacobs - 5	C. Watson - 45	J. Jacobs - 1	X. McKinney - 7	---
Nov 16	Det	J. Goff - 255	J. Gibbs - 39	J. Gibbs - 5	J. Gibbs - 107	J. Williams - 1	J. Campbell - 15	Two Players - 0.5
Nov 23	at Dal	D. Prescott - 354	J. Williams - 87	G. Pickens - 9	G. Pickens - 146	Three Players - 1	Three Players - 5	O. Odighizuwa - 1.0
Nov 28	Chi	C. Williams - 154	K. Monangai - 130	L. Burden - 4	C. Kmet - 36	Three Players - 1	Three Players - 6	---
Dec 8	at LAC							
Dec 14	LV							
Dec 20	at Was							
Dec 28	Buf							
TBD	Was							



EAGLES DRIVE EFFICIENCY															
			DRIVES ENDED BY...												
GAME		QUARTERBACK	DRIVES	TD	FG	MFG	PUNT	DOWN	INT	FUM	SAF	CLOCK	PTS	PTS/DR	DR %
Sep 4	Dal	Jalen Hurts	8	3	1	0	3	0	0	0	0	1	24	3.0	50.0%
Sep 14	at KC	Jalen Hurts	10	2	2	0	5	0	0	0	0	1	20	2.0	40.0%
Sep 21	LAR	Jalen Hurts	11	4	0	0	4	1	0	1	0	1	33	3.0	36.4%
Sep 28	at TB	Jalen Hurts	12	3	1	0	7	0	0	0	1	0	31	2.6	33.3%
Oct 5	Den	Jalen Hurts	12	2	1	0	7	0	0	0	0	2	17	1.4	25.0%
Oct 9	at NYG	Jalen Hurts	10	2	1	0	4	0	1	1	0	1	17	1.7	30.0%
Oct 19	at Min	Jalen Hurts	9	3	0	1	3	1	0	0	0	1	28	3.1	33.3%
Oct 26	NYG	Jalen Hurts	8	5	1	1	1	0	0	0	0	0	38	4.8	75.0%
		Tanner McKee	1	0	0	0	0	0	0	0	0	1	0	---	---
Nov 10	at GB	Jalen Hurts	10	1	1	0	5	2	0	1	0	0	10	1.0	20.0%
Nov 16	Det	Jalen Hurts	13	1	3	0	7	1	0	0	0	1	16	1.2	30.7%
Nov 23	at Dal	Jalen Hurts	11	3	0	1	5	0	0	1	0	1	21	1.9	27.3%
Nov 28	Chi	Jalen Hurts	11	2	1	1	5	0	1	1	0	0	15	1.4	27.3%
Dec 8	at LAC														
Dec 14	LV														
Dec 20	at Was														
Dec 28	Buf														
TBD	Was														
<b>TOTAL</b>			<b>116</b>	<b>31</b>	<b>12</b>	<b>4</b>	<b>56</b>	<b>5</b>	<b>2</b>	<b>5</b>	<b>1</b>	<b>10</b>	<b>270</b>	<b>2.3</b>	<b>35.7%</b>

OPPONENT DRIVE EFFICIENCY															
			DRIVES ENDED BY...												
GAME		QUARTERBACK	DRIVES	TD	FG	MFG	PUNT	DOWN	INT	FUM	SAF	CLOCK	PTS	PTS/DR	DR %
Sep 4	Dal	Dak Prescott	8	2	2	0	2	1	0	1	0	0	20	2.5	50.0%
Sep 14	at KC	Patrick Mahomes	9	2	1	1	3	1	1	0	0	0	17	1.8	33.3%
Sep 21	LAR	Matthew Stafford	11	2	4	1*	1	2	1	0	0	0	26	2.4	54.5%
Sep 28	at TB	Baker Mayfield	13	2	3	0	4**	2	1	1	0	0	25	1.9	38.5%
Oct 5	Den	Bo Nix	11	2	2	0	7	0	0	0	0	0	21	1.9	36.4%
Oct 9	at NYG	Jaxson Dart	10	5	0	0	4	0	0	0	0	1	34	3.4	50.0%
Oct 19	at Min	Carson Wentz	9	1	5	0	1	0	2	0	0	0	22	2.4	66.7%
Oct 26	NYG	Jaxson Dart	9	2	2	0	4	0	0	0	0	1	20	2.2	44.4%
Nov 10	at GB	Jordan Love	10	1	0	1	5	1	0	2	0	0	7	0.7	10.0%
Nov 16	Det	Jared Goff	13	1	1	0	4	5	1	0	0	1	9	0.7	15.4%
Nov 23	at Dal	Dak Prescott	12	3	1	1	3	2	1	1	0	0	24	2.0	33.3%
Nov 28	Chi	Caleb Williams	12	3	1	0	3	2	1	0	0	2	24	2.0	33.3%
Dec 8	at LAC														
Dec 14	LV														
Dec 20	at Was														
Dec 28	Buf														
TBD	Was														
<b>TOTAL</b>			<b>127</b>	<b>26</b>	<b>22</b>	<b>4</b>	<b>41</b>	<b>18</b>	<b>8</b>	<b>5</b>	<b>0</b>	<b>5</b>	<b>249</b>	<b>2.0</b>	<b>38.8%</b>

\*Field goal blocked by DT Jordan Davis and returned for a TD (9/21/25 vs LAR)

\*\*Punt blocked by S Sydney Brown and returned for a TD (9/28/25 at TB)



EAGLES THIRD DOWNS												
GAME		1	2	3	4	5	6	7	8	9	10+	TOTAL
Sep 4	Dal	2-2	1-1	2-2	1-1	1-1	1-1	0-1	0-0	0-0	0-4	8-13
Sep 14	at KC	3-4	0-0	1-1	0-0	0-0	0-0	0-0	0-2	0-1	1-6	5-14
Sep 21	LAR	0-0	0-0	2-2	0-4	0-0	0-0	0-1	0-1	0-0	3-6	5-14
Sep 28	at TB	1-1	0-1	0-1	0-0	2-4	1-1	0-1	1-2	0-0	0-3	5-14
Oct 5	Den	0-0	1-1	0-0	0-0	0-0	0-3	0-2	0-1	0-0	1-4	2-11
Oct 9	at NYG	0-1	0-0	0-1	0-0	0-0	0-1	1-2	0-1	0-0	0-3	1-9
Oct 19	at Min	0-0	0-0	0-0	0-0	0-2	0-1	0-0	0-0	1-1	2-6	3-10
Oct 26	NYG	0-0	0-0	0-2	1-1	0-0	1-1	0-1	0-0	0-1	0-2	2-8
Nov 10	at GB	1-1	1-2	0-0	1-1	1-1	0-1	1-2	0-2	0-0	2-6	7-16
Nov 16	Det	0-3	0-0	0-0	0-0	0-1	1-1	0-0	1-3	0-0	2-7	4-15
Nov 23	at Dal	0-0	0-1	1-1	0-0	1-2	1-1	0-3	0-0	1-1	1-3	5-12
Nov 28	Chi	0-1	0-0	1-2	0-1	0-1	1-2	0-0	0-1	1-2	1-2	4-12
Dec 8	at LAC											
Dec 14	LV											
Dec 20	at Was											
Dec 28	Buf											
TBD	Was											
<b>TOTALS</b>		<b>7-13</b>	<b>3-6</b>	<b>7-12</b>	<b>3-8</b>	<b>5-12</b>	<b>6-13</b>	<b>2-13</b>	<b>2-13</b>	<b>3-6</b>	<b>13-52</b>	<b>51-148</b>
		<b>53.8%</b>	<b>50.0%</b>	<b>58.3%</b>	<b>37.5%</b>	<b>41.7%</b>	<b>46.2%</b>	<b>15.4%</b>	<b>15.4%</b>	<b>50.0%</b>	<b>25.0%</b>	<b>34.5%</b>

OPPONENT THIRD DOWNS												
GAME		1	2	3	4	5	6	7	8	9	10+	TOTAL
Sep 4	Dal	3-3	2-2	0-0	0-0	2-2	0-0	0-0	0-0	0-0	0-4	7-11
Sep 14	at KC	2-3	0-1	0-1	0-0	1-2	0-0	0-2	0-1	0-0	1-2	4-12
Sep 21	LAR	2-3	0-3	0-1	0-0	0-0	0-1	0-0	1-1	0-0	0-1	3-10
Sep 28	at TB	1-2	0-0	0-2	0-2	0-1	1-1	0-1	0-0	1-1	0-3	3-13
Oct 5	Den	1-1	1-3	0-0	0-1	0-1	2-3	0-0	0-3	0-0	1-4	5-16
Oct 9	at NYG	2-2	2-3	0-0	1-1	1-1	1-1	0-0	3-4	0-1	1-3	11-16
Oct 19	at Min	2-3	0-1	0-0	0-2	0-2	1-1	0-0	1-1	0-0	2-5	7-15
Oct 26	NYG	0-0	1-1	0-1	0-0	0-0	0-1	1-1	2-2	0-0	1-6	5-12
Nov 10	at GB	0-0	1-1	1-2	1-1	0-0	0-0	0-0	1-3	0-1	1-5	5-13
Nov 16	Det	0-1	0-1	0-1	1-2	0-1	0-0	0-0	0-1	0-0	2-6	3-13
Nov 23	at Dal	0-1	1-1	2-2	0-0	1-2	0-2	0-0	1-1	0-1	0-2	5-12
Nov 28	Chi	2-3	2-2	1-2	3-3	1-3	0-0	1-2	0-0	0-0	0-2	10-17
Dec 8	at LAC											
Dec 14	LV											
Dec 20	at Was											
Dec 28	Buf											
TBD	Was											
<b>TOTALS</b>		<b>14-22</b>	<b>10-19</b>	<b>4-12</b>	<b>6-12</b>	<b>6-15</b>	<b>5-10</b>	<b>2-6</b>	<b>9-17</b>	<b>1-4</b>	<b>9-43</b>	<b>68-160</b>
		<b>63.6%</b>	<b>52.6%</b>	<b>33.3%</b>	<b>50.0%</b>	<b>40.0%</b>	<b>50.0%</b>	<b>33.3%</b>	<b>52.9%</b>	<b>25.0%</b>	<b>20.9%</b>	<b>42.5%</b>



TAKEAWAYS

GAME		TURNOVER	STARTING LOS	POINT OF TURNOVER	RESULTING LOS	QUARTER	RESULT (POINTS)
Sep 4	Dal	*Q. Mitchell FR (M. Sanders)	PHI 11	PHI 10	PHI 16	3	Punt (0)
Sep 14	at KC	*A. Mukuba INT (P. Mahomes)	PHI 6	PHI 0	PHI 41	4	Touchdown (7)
Sep 21	LAR	Z. Baun INT (M. Stafford)	LA 36	LA 38	LA 38	1	Touchdown (7)
		+(ST) J. Davis (J. Karty)	PHI 26	PHI 39	---	4	Touchdown (6)
Sep 28	at TB	+(ST) S. Brown (R. Dixon)	TB 48	TB 35	---	1	Touchdown (7)
		K. Ringo FR (B. Irving)	TB 22	TB 24	TB 25	3	Touchdown (7)
		J. Campbell INT (B. Mayfield)	PHI 11	PHI 0	PHI 20	4	Punt (0)
Oct 19	at Min	+J. Hunt INT (C. Wentz)	MIN 39	MIN 42	---	2	Touchdown (7)
		A. Mukuba INT (C. Wentz)	MIN 9	PHI 44	PHI 44	2	Punt (0)
Nov 10	at GB	J. Phillips FR (J. Love)	PHI 27	PHI 35	PHI 35	2	Downs (0)
		R. Blankenship FR (J. Jacobs)	GB 44	GB 39	GB 39	4	Downs (0)
Nov 16	Det	C. DeJean INT (J. Goff)	DET 26	DET 32	DET 11	1	Field Goal (3)
Nov 23	at Dal	Z. Baun FR (K. Turpin)	PHI 31	PHI 34	PHI 34	2	Touchdown (7)
		*(TB) R. Blankenship INT (D. Prescott)	PHI 5	PHI -2	PHI 20	2	Punt (0)
Nov 28	Chi	J. Hunt INT (C. Williams)	PHI 45	CHI 47	CHI 36	3	Fumble (0)

**TOTALS: 15 takeaway resulting in 51 points**

L.O.S. Line of scrimmage \* Red zone play + Touchdown return (ST) Special teams play (TB) Touchback (OFF) Offensive recovery

GIVEAWAYS

GAME		TURNOVER	STARTING LOS	POINT OF TURNOVER	RESULTING LOS	QUARTER	RESULT (POINTS)
Sep 21	LAR	*N. Landman FR (J. Hurts)	PHI 13	PHI 10	PHI 10	3	Touchdown (7)
Oct 9	at NYG	*C. Flott INT (J. Hurts)	NYG 15	NYG 9	PHI 23	4	Touchdown (7)
		A. Phillips FR (A. Dillon)	NYG 37	NYG 26	NYG 25	4	Clock (0)
Nov 10	at GB	K. Nixon FR (J. Hurts)	GB 24	GB 14	GB 36	1	Punt (0)
Nov 23	at Dal	K. Murray FR (S. Barkley)	DAL 38	DAL 36	DAL 33	4	Punt (0)
		T. Sieg FR (X. Gipson)	DAL 40	PHI 8	PHI 8	4	Downs (0)
Nov 28	Chi	K. Byard INT (J. Hurts)	PHI 26	CHI 49	CHI 49	3	Punt (0)
		*N. Wright FR (J. Hurts)	CHI 12	CHI 11	CHI 13	3	Touchdown (7)

**TOTALS: 7 takeaway resulting in 21 points**

L.O.S. Line of scrimmage \* Red zone play + Touchdown return (ST) Special teams play (TB) Touchback (OFF) Offensive recovery



EAGLES 20+ YARD PLAYS

PASSING (20+ YARDS)		RUSHING (20+ YARDS)	
79	Jalen Hurts to DeVonta Smith (10/19/25 at Min)	65	Saquon Barkley (10/26/25 vs NYG)
52	Jalen Hurts to DeVonta Smith (10/5/25 vs Den)	29	Tank Bigsby (10/26/25 vs NYG)
51	Jalen Hurts to Jahan Dotson (9/4/25 vs Dal)	29	Jalen Hurts (9/28/25 at TB)
49	Jalen Hurts to Jahan Dotson (11/16/25 vs Det)	28	Saquon Barkley (10/26/25 vs NYG)
47	Jalen Hurts to Saquon Barkley (10/5/25 vs Den)	23	Jalen Hurts 911/28/25 vs Chi)
45	Jalen Hurts to A.J. Brown (10/19/25 at Min)	20	Will Shipley (9/4/25 vs Dal)
41	Jalen Hurts to Saquon Barkley (11/10/25 at GB)		
41	Jalen Hurts to DeVonta Smith (11/23/25 at Dal)		
40	Jalen Hurts to Jahan Dotson (10/26/25 vs NYG)		
38	Jalen Hurts to A.J. Brown (9/21/25 vs LAR)		
37	Jalen Hurts to A.J. Brown (10/19/25 at Min)		
36	Jalen Hurts to Dallas Goedert (10/9/25 at NYG)		
36	Jalen Hurts to DeVonta Smith (11/10/25 at GB)		
33	Jalen Hurts to Dallas Goedert (9/21/25 vs LAR)		
33	Jalen Hurts to A.J. Brown (11/28/25 vs Chi)		
30	Jalen Hurts to A.J. Brown (10/9/25 at NYG)		
30	Jalen Hurts to DeVonta Smith (11/28/25 vs Chi)		
28	Jalen Hurts to DeVonta Smith (9/14/25 at KC)		
28	Jalen Hurts DeVonta Smith (10/19/25 at Min)		
26	Jalen Hurts to A.J. Brown (10/19/25 at Min)		
26	Jalen Hurts to DeVonta Smith (10/26/25 vs NYG)		
25	Jalen Hurts to A.J. Brown (9/21/25 vs LAR)		
24	Jalen Hurts to Jahan Dotson (10/5/25 vs Den)		
23	Jalen Hurts to Dallas Goedert (10/9/25 at NYG)		
23	Jalen Hurts to A.J. Brown (9/21/25 vs LAR)		
22	Jalen Hurts to Dallas Goedert (9/28/25 at TB)		
22	Jalen Hurts to Dallas Goedert (11/10/25 at GB)		
22	Jalen Hurts to A.J. Brown (11/23/25 at Dal)		
22	Jalen Hurts to Dallas Goedert (11/28/25 vs Chi)		
21	Jalen Hurts to DeVonta Smith (10/5/25 vs Den)		
21	Jalen Hurts to DeVonta Smith (10/19/25 at Min)		
20	Jalen Hurts to DeVonta Smith (9/28/25 at TB)		



OPPONENT 20+ YARD PLAYS

PASSING (20+ YARDS)		RUSHING (20+ YARDS)	
77	Baker Mayfield to Emeka Egbuka (9/28/25 at TB)	49	Miles Sanders (9/4/25 vs Dal)
72	Baker Mayfield to Bucky Irving (9/28/25 at TB)	31	Kyle Monangai (11/28/25 vs Chi)
49	Patrick Mahomes to Tyquan Thornton (9/14/25 at KC)	23	D'Andre Swift (11/28/25 vs Chi)
48	Dak Prescott to KaVontae Turpin (11/23/25 at Dal)	22	Patrick Mahomes (9/14/25 at KC)
48	Dak Prescott to CeeDee Lamb (11/23/25 at Dal)	21	Malik Davis (11/23/25 at Dal)
44	Matthew Stafford to Davante Adams (9/21/25 vs LAR)	20	Jaxson Dart (10/9/25 at NYG)
43	Dak Prescott to George Pickens (11/23/25 at Dal)	20	Javonte Williams (11/23/25 at Dal)
42	Jared Goff to Jahmyr Gibbs (11/16/25 vs Det)		
40	Jared Goff to Jameson Williams (11/16/25 vs Det)		
40	Carson Wentz to Justin Jefferson (10/19/25 at Min)		
35	Jaxson Dart to Wan'Dale Robinson (10/9/25 at NYG)		
34	Bo Nix to Courtland Sutton (10/5/25 vs Den)		
34	Jaxson Dart to Lil'Jordan Humphrey (10/9/25 at NYG)		
34	Carson Wentz to Jordan Addison (10/19/25 at Min)		
34	Jaxson Dart to Wan'Dale Robinson (10/26/25 vs NYG)		
34	Jared Goff to Amon-Ra St. Brown (11/16/25 vs Det)		
33	Jared Goff to Jahmyr Gibbs (11/16/25 vs Det)		
32	Dak Prescott to CeeDee Lamb (9/4/25 vs Dal)		
28	Jaxson Dart to Devin Singletary (10/26/25 vs NYG)		
28	Caleb Williams to Cole Kmet (11/28/25 vs Chi)		
27	Jared Goff Jameson Williams (11/16/25 vs Det)		
26	Dak Prescott to CeeDee Lamb (9/4/25 vs Dal)		
26	Jaxson Dart to Wan'Dale Robinson (10/9/25 at NYG)		
26	Carson Wentz to Jalen Nailor (10/19/25 at Min)		
25	Carson Wentz to Jordan Addison (10/19/25 at Min)		
25	Jordan Love to Christian Watson (11/10/25 at GB)		
24	Dak Prescott to George Pickens (11/23/25 at Dal)		
23	Patrick Mahomes to Travis Kelce (9/14/25 at KC)		
23	Baker Mayfield to Chris Godwin Jr. (9/28/25 at TB)		
23	Dak Prescott to George Pickens (11/23/25 at Dal)		
22	Jaxson Dart to Theo Johnson (10/9/25 at NYG)		
21	Patrick Mahomes to Nikko Remigio (9/14/25 at KC)		
21	Jaxson Dart to Daniel Bellinger (10/26/25 vs NYG)		
20	Dak Prescott to Jake Ferguson (9/4/25 vs Dal)		
20	Matthew Stafford to Puca Nacua (9/21/25 vs LAR)		
20	Bo Nix to Troy Franklin (10/5/25 vs Den)		
20	Carson Wentz to Jordan Addison (10/19/25 at Min)		
20	Jordan Love to Christian Watson (11/10/25 at GB)		
20	Jordan Love to Dontayvion Wicks (11/10/25 at GB)		



# RECORD BOOK



[FRONT OFFICE & COACHING STAFF](#)

[PLAYER BIOS](#)

[ROSTER BREAKDOWN](#)

[2025 EAGLES STATISTICS](#)

[RECORD BOOK](#)


[NFL STATISTICS](#)

[OFF THE FIELD](#)



SEASONS PLAYED

Rk	Player	Seasons
1.	<b>Brandon Graham (DE) (2010-)</b> .....	16
2.	Chuck Bednarik (C/LB) (1949-62).....	14
3t.	<b>Lane Johnson (2013-)</b> .....	13
	Jason Kelce (C) (2011-23).....	13
	Brian Dawkins (S) (1996-2008).....	13
	Harold Carmichael (WR) (1971-83).....	13
	Frank "Bucko" Kilroy (OL/DL) (1943-55).....	13
	Vic Sears (DT) (1941-53).....	13
9t.	Fletcher Cox (DT) (2012-23).....	12
	Jason Peters (T) (2009-20).....	12
	David Akers (K) (1999-2010).....	12
	Jerry Sisemore (T) (1973-84).....	12
	Bobby Walston (WR/K) (1951-62).....	12



GAMES PLAYED

Rk	Player	Games
1.	<b>Brandon Graham (DE) (2010-)</b> .....	210
2.	Jason Kelce (C) (2011-23).....	193
3t.	Fletcher Cox (DT) (2012-23).....	188
	David Akers (K) (1999-2010).....	188
5.	Brian Dawkins (S) (1996-2008).....	183
6.	Harold Carmichael (WR) (1971-83).....	180
7.	Brent Celek (TE) (2007-17).....	175
8.	Chuck Bednarik (C/LB) (1949-62).....	169
9.	<b>Lane Johnson (T) (2013-)</b> .....	168
10.	Tra Thomas (T) (1998-2008).....	166
11.	Jon Dorenbos (LS) (2006-16).....	162
12.	Randy Logan (S) (1973-83).....	159
13.	Guy Morriss (C) (1973-83).....	158
14.	Jerry Sisemore (T) (1973-84).....	156
15.	Trent Cole (DE/LB) (2005-14).....	155
16t.	Jason Peters (T) (2009-20).....	148
	Donovan McNabb (QB) (1999-2009).....	148
	Ken Clarke (DT) (1978-87).....	148
	Bobby Walston (WR/K) (1951-62).....	148
20.	Jon Runyan (T) (2000-08).....	144

CONSECUTIVE GAMES PLAYED

Rk	Player	Games
1t.	Jon Dorenbos (LS) (2006-16).....	162
	Harold Carmichael (WR) (1971-83).....	162
3.	Randy Logan (S) (1973-83).....	159
4t.	Jason Kelce (C) (2014-23).....	156
	Bobby Walston (WR/K) (1951-62).....	148
6.	Jon Runyan (T) (2000-08).....	144
7.	Ken Clarke (DT) (1977-87).....	139
8.	Herman Edwards (DB) (1977-85).....	135
9.	Frank LeMaster (LB) (1974-82).....	129
10.	Sheldon Brown (CB) (2002-09).....	128

CONSECUTIVE GAMES STARTED

Rk	Player	Games
1.	Jason Kelce (C) (2014-23).....	156
2.	Jon Runyan (T) (2000-08).....	144
3.	Herman Edwards (DB) (1977-85).....	135
4.	Jerry Sisemore (T) (1974-82).....	127
5.	Reggie White (DE) (1985-92).....	120

GAMES PLAYED BY POSITION

QUARTERBACK

Rk	Player	Games
1.	Donovan McNabb (1999-2009).....	148
2.	Ron Jaworski (1977-86).....	142
3.	Randall Cunningham (1985-95).....	122
4.	Norm Snead (1964-70).....	85
5.	Sonny Jurgensen (1957-63).....	83

OFFENSIVE LINE

Rk	Player	Games
1.	Jason Kelce (2011-23).....	193
2.	Chuck Bednarik (1949-62).....	169
3.	<b>Lane Johnson (2013-)</b> .....	168
4.	Tra Thomas (1998-2008).....	166
5.	Guy Morriss (1973-83).....	158

DEFENSIVE BACK

Rk	Player	Games
1.	Brian Dawkins (1996-2008).....	183
2.	Randy Logan (1973-83).....	159
3t.	Andre Waters (1984-93).....	137
	Wes Hopkins (1983-93).....	137
5.	Herman Edwards (1977-85).....	135

RUNNING BACK

Rk	Player	Games
1.	Tom Woodeshick (1963-71).....	111
2.	Brian Westbrook (2002-09).....	107
3.	Keith Byars (1986-92).....	105
4.	Wilbert Montgomery (1977-84).....	100
5.	Duce Staley (1997-2003).....	98

DEFENSIVE LINE

Rk	Player	Games
1.	<b>Brandon Graham (2010-)</b> .....	210
2.	Fletcher Cox (2012-23).....	188
3.	Trent Cole (2005-14).....	155
4.	Ken Clarke (1978-87).....	148
5.	Vic Sears (1941-53).....	131

KICKER

Rk	Player	Games
1.	David Akers (1999-2010).....	188
2.	Bobby Walston (1951-62).....	148
3.	<b>Jake Elliott (2017-)</b> .....	142
4.	Sam Baker (1964-69).....	82
5.	Tony Franklin (1979-83).....	73

WIDE RECEIVER/TIGHT END

Rk	Player	Games
1.	Harold Carmichael (1971-83).....	180
2.	Brent Celek (2007-17).....	175
3.	Bobby Walston (1951-62).....	148
4.	Pete Retzlaff (1956-66).....	132
5.	Zach Ertz (2013-21).....	122

LINEBACKER

Rk	Player	Games
1.	Chuck Bednarik (1949-62).....	169
2.	William Thomas (1991-99).....	140
3.	John Bunting (1972-82).....	132
4.	Frank LeMaster (1974-82).....	129
5.	Seth Joyner (1986-93).....	120

PUNTER

Rk	Player	Games
1.	Donnie Jones (2013-17).....	80
2.	Max Runager (1979-83, '89).....	72
3.	Sean Landeta (1999-2002, '05).....	65
4t.	Sav Rocca (2007-10).....	64
	Tom Hutton (1995-98).....	64
	Jeff Feagles (1990-93).....	64



POINTS									
Rk	Player	G	TD	XPM	XPA	FGM	FGA	2PT	Pts
1.	David Akers (1999-2010)	188	0	441	447	294	357	0	1,323
<b>2.</b>	<b>Jake Elliott (2017-)</b>	<b>142</b>	<b>0</b>	<b>348</b>	<b>362</b>	<b>208</b>	<b>247</b>	<b>0</b>	<b>972</b>
3.	Bobby Walston (WR/K) (1951-62)	148	46	365	383	80	157	0	881
4.	Sam Baker (1964-69)	82	0	205	213	90	153	0	475
5.	Harold Carmichael (WR) (1971-83)	180	79	0	0	0	0	0	474
6.	Steve Van Buren (B) (1944-51)	83	77	2	2	0	0	0	464
7.	Tony Franklin (1979-83)	73	0	172	182	80	128	0	412
8.	Brian Westbrook (RB) (2002-09)	107	68	0	0	0	0	1	410
9.	Tommy McDonald (FL) (1957-63)	88	67	0	0	0	0	0	402
10.	Paul McFadden (1984-87)	60	0	117	119	91	124	0	390
11.	Roger Ruzek (1989-93)	58	0	139	151	81	108	0	382
12.	Pete Pihos (E) (1947-55)	107	63	0	0	0	0	0	378
13.	Timmy Brown (B) (1960-67)	96	62	0	0	0	0	0	372
14.	Mike Quick (WR) (1982-90)	101	61	0	0	0	0	0	366
15.	Wilbert Montgomery (RB) (1977-84)	100	58	0	0	0	0	0	348
16.	Alex Henery (2011-13)	48	0	116	117	74	86	0	338
17.	LeSean McCoy (RB) (2009-14)	90	54	0	0	0	0	1	326
18t.	Tom Dempsey (1971-74)	47	0	84	90	66	108	0	282
	Pete Retzlaff (E) (1956-66)	132	47	0	0	0	0	0	282
20.	DeSean Jackson (WR) (2008-13, '19-20)	95	42	0	0	0	0	0	252

**TOUCHDOWNS**

Rk	Player	TD
1.	Harold Carmichael (WR) (1971-83).....	79
2.	Steve Van Buren (B) (1944-51).....	77
3.	Brian Westbrook (RB) (2002-09).....	68
4.	Tommy McDonald (FL) (1957-63).....	67
5.	Pete Pihos (E) (1947-55).....	63
6.	Timmy Brown (B) (1960-67).....	62
7.	Mike Quick (WR) (1982-90).....	61
8.	Wilbert Montgomery (RB) (1977-84).....	58
9.	LeSean McCoy (RB) (2009-14).....	54
10.	Pete Retzlaff (E) (1956-66).....	47



DAVID AKERS

**FIELD GOALS MADE**

Rk	Player	FGM
1.	David Akers (1999-2010).....	294
<b>2.</b>	<b>Jake Elliott (2017-)</b> .....	<b>208</b>
3.	Paul McFadden (1984-87).....	91
4.	Sam Baker (1964-69).....	90
5.	Roger Ruzek (1989-93).....	81
6t.	Tony Franklin (1979-83).....	80
	Bobby Walston (WR/K) (1951-62).....	80
8.	Alex Henery (2011-13).....	74
9.	Tom Dempsey (1971-74).....	66
10.	Caleb Sturgis (2015-17).....	56

**PATs MADE**

Rk	Player	XPM
1.	David Akers (1999-2010).....	441
2.	Bobby Walston (WR/K) (1951-62).....	365
<b>3.</b>	<b>Jake Elliott (2017-)</b> .....	<b>348</b>
4.	Sam Baker (1964-69).....	205
5.	Tony Franklin (1979-83).....	172
6.	Cliff Patton (1946-50).....	160
7.	Roger Ruzek (1989-93).....	139
8.	Paul McFadden (1984-87).....	117
9.	Alex Henery (2011-13).....	116
10.	Roy Zimmerman (1943-46).....	89

**FIELD GOAL ATTEMPTS**

Rk	Player	FGA
1.	David Akers (1999-2010).....	357
<b>2.</b>	<b>Jake Elliott (2017-)</b> .....	<b>247</b>
3.	Bobby Walston (WR/K) (1951-62).....	157
4.	Sam Baker (1964-69).....	153
5.	Tony Franklin (1979-83).....	128
6.	Paul McFadden (1984-87).....	124
7t.	Roger Ruzek (1989-93).....	108
	Tom Dempsey (1971-74).....	108
9.	Alex Henery (2011-13).....	86
10.	Caleb Sturgis (2015-17).....	66

**PAT ATTEMPTS**

Rk	Player	XPA
1.	David Akers (1999-2010).....	447
2.	Bobby Walston (WR/K) (1951-62).....	383
<b>3.</b>	<b>Jake Elliott (2017-)</b> .....	<b>362</b>
4.	Sam Baker (1964-69).....	213
5.	Tony Franklin (1979-83).....	182
6.	Cliff Patton (1946-50).....	166
7.	Roger Ruzek (1989-93).....	151
8.	Paul McFadden (1984-87).....	119
9.	Alex Henery (2011-13).....	117
10.	Roy Zimmerman (1943-46).....	98

**FIELD GOAL PERCENTAGE**

Rk	Player	FG%
<b>1.</b>	<b>Jake Elliott (2017-)</b> .....	<b>84.2</b>
2.	David Akers (1999-2010).....	82.4
3.	Roger Ruzek (1989-93).....	75.0
4.	Paul McFadden (1984-87).....	73.4
5.	Tony Franklin (1979-83).....	62.5

**ALL-TIME SCORING**

TDs by rushing.....	1,187
TDs by reception.....	1,796
TDs by INT return.....	109
TDs by kickoff return.....	29
TDs by punt return.....	33
TDs by fumble return.....	88
TDs by blocked punt.....	12
FGs made.....	1,490



POINTS								
Rk	Player	TD	XPM	XPA	FGM	FGA	2PT	Pts
1.	Cody Parkey (2014)	0	54	54	32	36	0	150
2.	David Akers (2008)	0	45	45	33	<b>40</b>	0	144
3.	David Akers (2010)	0	<u>47</u>	<u>47</u>	32	38	0	<b>143</b>
4.	David Akers (2009)	0	43	45	<b>32</b>	<b>37</b>	0	139
<b>5t.</b>	<b>Jake Elliott (2023)</b>	<b>0</b>	<b>45</b>	<b>46</b>	<b>30</b>	<b>32</b>	<b>0</b>	<b>135</b>
	Caleb Sturgis (2016)	0	30	31	35	41	0	135
7.	<b>Jake Elliott (2021)</b>	<b>0</b>	<b>44</b>	<b>44</b>	<b>30</b>	<b>33</b>	<b>0</b>	<b>134</b>
8.	David Akers (2002)	0	43	43	30	34	0	133
9.	<b>Jake Elliott (2024)</b>	<b>0</b>	<b>47</b>	<b>48</b>	<b>28</b>	<b>36</b>	<b>0</b>	<b>131</b>
10.	David Akers (2004)	0	41	42	<u>27</u>	<u>32</u>	0	<u>122</u>


Led NFL Led Conference

**TOUCHDOWNS**

Rk	Player	TD
1.	LeSean McCoy (2011).....	20
2.	Steve Van Buren (1945).....	18
3.	<b>Jalen Hurts (2023)</b> .....	<b>15</b>
<b>4t.</b>	<b>Jalen Hurts (2024)</b> .....	<b>14</b>
	Brian Westbrook (2008).....	14
	Terrell Owens (2004).....	14
	Wilbert Montgomery (1979).....	14
	Steve Van Buren (1947).....	14

**CONSECUTIVE GAMES WITH TD**

Rk	Player	Games
1.	LeSean McCoy (2011).....	9
2.	Steve Van Buren (1947).....	8
3t.	5x, last: Ricky Watters (1995).....	6



JAKE ELLIOTT

**FIELD GOALS MADE**

Rk	Player	FGM
1.	Caleb Sturgis (2016).....	35
2.	David Akers (2008).....	33
3t.	Cody Parkey (2014).....	32
	David Akers (2010).....	32
	David Akers (2009).....	32

**FIELD GOAL ATTEMPTS**

Rk	Player	FGA
1.	Caleb Sturgis (2016).....	41
2t.	David Akers (2008).....	40
	Tom Dempsey (1973).....	40
4.	David Akers (2010).....	38
5t.	David Akers (2009).....	37
	Paul McFadden (1984).....	37

**FIELD GOAL PERCENTAGE**

Rk	Player	FG%
1.	<b>Jake Elliott (2023)</b> .....	<b>93.8</b>
2.	<b>Jake Elliott (2021)</b> .....	<b>90.9</b>
3t.	Cody Parkey (2014).....	88.9
	Alex Henery (2011).....	88.9
5.	David Akers (2002).....	88.2

**CONSECUTIVE FIELD GOALS MADE**

Rk	Player	FGM
1.	Alex Henery (2012).....	22
2.	<b>Jake Elliott (2018-19)</b> .....	<b>20</b>
3t.	<b>Jake Elliott (2023-24)</b> .....	<b>18</b>
	Caleb Sturgis (2016).....	18
<b>5t.</b>	<b>Jake Elliott (2021)</b> .....	<b>17</b>
	Cody Parkey (2014).....	17
	Alex Henery (2011-12).....	17
	David Akers (2009).....	17
	David Akers (2001).....	17
10t.	David Akers (2008).....	15
	David Akers (2004).....	15

**PATs MADE**

Rk	Player	XPM
1.	Cody Parkey (2014).....	54
2.	<b>Jake Elliott (2022)</b> .....	<b>51</b>
3.	Cliff Patton (1948).....	50
4t.	David Akers (2006).....	48
	Tony Franklin (1980).....	48

**PAT ATTEMPTS**

Rk	Player	XPA
1.	Cody Parkey (2014).....	54
2.	<b>Jake Elliott (2022)</b> .....	<b>53</b>
3.	Cliff Patton (1948).....	50
<b>4t.</b>	<b>Jake Elliott (2024)</b> .....	<b>48</b>
	David Akers (2006).....	48
	Roger Ruzek (1990).....	48
	Tony Franklin (1980).....	48
	Bobby Walston (1953).....	48

**CONSECUTIVE PATs MADE**

Rk	Player	XPM
1.	David Akers (2004-09).....	173
2.	David Akers (2001-04).....	153
3.	Cliff Patton (1947-49).....	84



CODY PARKEY



**POINTS**

Rk	Player	Pts
1.	Bobby Walston (WR/K) (10/17/54 at Washington).....	25
2t.	Brian Westbrook (RB) (11/27/08 vs. Cardinals).....	24
	Irving Fryar (WR) (10/20/96 vs. Dolphins).....	24
	Wilbert Montgomery (RB) (10/7/79 vs. Washington).....	24
	Wilbert Montgomery (RB) (9/10/78 at Washington).....	24
	Ben Hawkins (FL) (9/28/69 vs. Steelers).....	24
	Tommy McDonald (FL) (10/4/59 vs. Giants).....	24
	Clarence Peaks (B) (11/16/58 vs. Cardinals).....	24

**TOUCHDOWNS**

Rk	Player	TD
1t.	Brian Westbrook (RB) (11/27/08 vs. Cardinals).....	4
	Irving Fryar (WR) (10/20/96 vs. Dolphins).....	4
	Wilbert Montgomery (RB) (10/7/79 vs. Washington).....	4
	Wilbert Montgomery (RB) (9/10/78 at Washington).....	4
	Ben Hawkins (FL) (9/28/69 vs. Steelers).....	4
	Tommy McDonald (FL) (10/4/59 vs. Giants).....	4
	Clarence Peaks (B) (11/16/58 vs. Cardinals).....	4

**FIELD GOALS MADE**


Rk	Player	FGM
1.	Tom Dempsey (11/12/72 at Oilers).....	6
2t.	<b>Jake Elliott (1/8/23 vs. Giants).....</b>	<b>5</b>
	Cody Parkey (11/23/14 vs. Titans).....	5
	Alex Henery (10/6/13 at Giants).....	5
	David Akers (11/18/01 at Cowboys).....	5
	Gary Anderson (12/22/96 vs. Cardinals).....	5
	Gary Anderson (10/1/95 at Saints).....	5

**FIELD GOAL ATTEMPTS**

Rk	Player	FGA
1t.	Tom Dempsey (11/12/72 at Oilers).....	7
	Sam Baker (12/5/65 vs. Cowboys).....	7
3t.	Cody Parkey (11/23/14 vs. Titans).....	6
	David Akers (10/3/04 at Bears).....	6
	Tom Dempsey (10/7/73 at Bills).....	6

**LONGEST FIELD GOALS**

Rk	Player	Yds
1t.	<b>Jake Elliott (9/14/23 vs. Vikings).....</b>	<b>61</b>
	<b>Jake Elliott (9/24/17 vs. Giants).....</b>	<b>61</b>
3t.	<b>Jake Elliott (11/26/23 vs. Bills).....</b>	<b>59</b>
	Tony Franklin (11/12/79 at Cowboys).....	59
5t.	<b>Jake Elliott (9/14/25 at Chiefs).....</b>	<b>58</b>
	<b>Jake Elliott (9/4/25 vs. Cowboys).....</b>	<b>58</b>
	<b>Jake Elliott (10/10/21 at Panthers).....</b>	<b>58</b>
8.	David Akers (9/14/03 vs. Patriots).....	57
9t.	<b>Jake Elliott (9/10/23 at Patriots).....</b>	<b>56</b>
	<b>Jake Elliott (1/1/23 vs. Saints).....</b>	<b>56</b>
	<b>Jake Elliott (11/11/18 vs. Cowboys).....</b>	<b>56</b>



BOBBY WALSTON



PASSING YARDS

Rk	Player	G	Att	Cmp	Pct	Yds	Y/A	TD	INT	Lg	Rate
1.	Donovan McNabb (1999-2009)	148	4,746	2,801	59.0	32,873	6.9	216	100	91t	86.5
2.	Ron Jaworski (1977-86)	142	3,918	2,088	53.3	26,963	6.9	175	151	99t	74.0
3.	Randall Cunningham (1985-95)	122	3,362	1,874	55.7	22,877	6.8	150	105	95t	78.7
<b>4.</b>	<b>Jalen Hurts (2020-)</b>	<b>89</b>	<b>2,281</b>	<b>1,474</b>	<b>64.6</b>	<b>17,181</b>	<b>7.5</b>	<b>104</b>	<b>41</b>	<b>91</b>	<b>95.0</b>
5.	Carson Wentz (2016-20)	68	2,492	1,562	62.7	16,811	6.7	113	50	73t	89.2
6.	Norm Snead (1964-70)	85	2,236	1,154	51.6	15,672	7.0	111	124	87t	67.7
7.	Tommy Thompson (1941-50)	88	1,396	723	51.8	10,240	7.3	90	100	75t	67.4
8.	Michael Vick (2009-13)	54	1,300	773	59.5	9,984	7.7	57	33	91t	87.7
9.	Sonny Jurgensen (1957-63)	83	1,107	602	54.4	9,639	8.7	76	73	84	79.1
10.	Nick Foles (2012-14, '17-18)	40	1,189	748	62.9	8,703	7.3	58	23	83t	93.2
11.	Bobby Thomason (1952-57)	68	1,113	556	50.0	8,124	7.3	57	80	67t	61.2
12.	Norm Van Brocklin (1958-60)	36	998	542	54.3	7,497	7.5	55	51	91t	75.7
13.	Roman Gabriel (1973-77)	53	1,185	661	55.8	7,221	6.1	47	37	80t	74.2
14.	Adrian Burk (1951-56)	70	960	457	47.6	6,203	6.5	55	77	84t	54.4
15.	Rodney Peete (1995-98)	30	756	434	57.4	4,945	6.5	17	27	62	69.8
16.	Ty Detmer (1996-97)	21	645	372	57.7	4,478	6.9	22	19	57	78.2
17.	King Hill (1961-68)	71	635	325	51.2	4,308	6.8	29	51	92t	54.8
18.	Sam Bradford (2015)	14	532	346	65.0	3,725	7.0	19	14	78t	86.4
19.	Roy Zimmerman (1943-46)	41	435	190	43.7	3,219	7.4	30	43	75t	52.7
20.	Mark Sanchez (2014-15)	13	400	257	64.3	3,034	7.6	18	15	72	86.6

ATTEMPTS

Rk	Player	Att
1.	Donovan McNabb (1999-2009)	4,746
2.	Ron Jaworski (1977-86)	3,918
3.	Randall Cunningham (1985-95)	3,362
4.	Carson Wentz (2016-20)	2,492
<b>5.</b>	<b>Jalen Hurts (2020-)</b>	<b>2,281</b>
6.	Norm Snead (1964-70)	2,236
7.	Tommy Thompson (1941-50)	1,396
8.	Michael Vick (2009-13)	1,300
9.	Nick Foles (2012-14, '17-18)	1,189
10.	Roman Gabriel (1973-77)	1,185

COMPLETIONS

Rk	Player	Cmp
1.	Donovan McNabb (1999-2009)	2,801
2.	Ron Jaworski (1977-86)	2,088
3.	Randall Cunningham (1985-95)	1,874
4.	Carson Wentz (2016-20)	1,562
<b>5.</b>	<b>Jalen Hurts (2020-)</b>	<b>1,474</b>
6.	Norm Snead (1964-70)	1,154
7.	Michael Vick (2009-13)	773
8.	Nick Foles (2012-14, '17-18)	748
9.	Tommy Thompson (1941-50)	723
10.	Roman Gabriel (1973-77)	661

COMPLETION %

Rk	Player	Pct
1.	Sam Bradford (2015)	65.0
<b>2.</b>	<b>Jalen Hurts (2020-)</b>	<b>64.6</b>
3.	Nick Foles (2012-14, '17-18)	62.9
4.	Carson Wentz (2016-20)	62.7
5.	Michael Vick (2009-13)	59.5
6.	Donovan McNabb (1999-2009)	59.0
7.	Ty Detmer (1996-97)	57.7
8.	Rodney Peete (1995-98)	57.4
9.	Roman Gabriel (1973-77)	55.8
10.	Randall Cunningham (1985-95)	55.7

YARDS/ATTEMPT

Rk	Player	Y/A
1.	Sonny Jurgensen (1957-63)	8.7
2.	Michael Vick (2009-13)	7.7
<b>3t.</b>	<b>Jalen Hurts (2020-)</b>	<b>7.5</b>
	Norm Van Brocklin (1958-60)	7.5
5t.	Nick Foles (2012-14, '17-18)	7.3
	Bobby Thomason (1952-57)	7.3
	Tommy Thompson (1941-50)	7.3
8t.	Sam Bradford (2015)	7.0
	Norm Snead (1964-70)	7.0
10t.	Donovan McNabb (1999-2009)	6.9
	Ty Detmer (1996-97)	6.9

TOUCHDOWNS

Rk	Player	TD
1.	Donovan McNabb (1999-2009)	216
2.	Ron Jaworski (1977-86)	175
3.	Randall Cunningham (1985-95)	150
4.	Carson Wentz (2016-20)	113
5.	Norm Snead (1964-70)	111
<b>6.</b>	<b>Jalen Hurts (2020-)</b>	<b>104</b>
7.	Tommy Thompson (1941-50)	90
8.	Sonny Jurgensen (1957-63)	76
9.	Nick Foles (2012-14, '17-18)	58
10t.	Michael Vick (2009-13)	57
	Bobby Thomason (1952-57)	57

TOUCHDOWN %

Rk	Player	TD%
1.	Sonny Jurgensen (1957-63)	6.9
2.	Tommy Thompson (1941-50)	6.4
3.	Adrian Burk (1951-56)	5.7
4.	Norm Van Brocklin (1958-60)	5.5
5.	Bobby Thomason (1952-57)	5.1
6.	Norm Snead (1964-70)	5.0
7.	Nick Foles (2012-14, '17-18)	4.9
<b>8t.</b>	<b>Jalen Hurts (2020-)</b>	<b>4.6</b>
	Donovan McNabb (1999-2009)	4.6
	King Hill (1961-68)	4.6
11.	Carson Wentz (2016-20)	4.5

INTERCEPTIONS

Rk	Player	INT
1.	Ron Jaworski (1977-86)	151
2.	Norm Snead (1964-70)	124
3.	Randall Cunningham (1985-95)	105
4t.	Donovan McNabb (1999-2009)	100
	Tommy Thompson (1941-50)	100
6.	Bobby Thomason (1952-57)	80
7.	Adrian Burk (1951-56)	77
8.	Sonny Jurgensen (1957-63)	73
9t.	King Hill (1961-68)	51
	Norm Van Brocklin (1958-60)	51

INTERCEPTION %

Rk	Player	INT%
<b>1.</b>	<b>Jalen Hurts (2020-)</b>	<b>1.8</b>
2.	Nick Foles (2012-14, '17-18)	1.9
3.	Carson Wentz (2016-20)	2.0
4.	Donovan McNabb (1999-2009)	2.1
5.	Michael Vick (2009-13)	2.5
6.	Sam Bradford (2015)	2.6
7.	Ty Detmer (1996-97)	3.0
8t.	Roman Gabriel (1973-77)	3.1
	Randall Cunningham (1985-95)	3.1
10.	Rodney Peete (1995-98)	3.6

PASSER RATING

Rk	Player	Rate
<b>1.</b>	<b>Jalen Hurts (2020-)</b>	<b>95.0</b>
2.	Nick Foles (2012-14, '17-18)	93.2
3.	Carson Wentz (2016-20)	89.2
4.	Michael Vick (2009-13)	87.7
5.	Donovan McNabb (1999-2009)	86.5
6.	Sam Bradford (2015)	86.4
7.	Sonny Jurgensen (1957-63)	79.1
8.	Randall Cunningham (1985-95)	78.7
9.	Ty Detmer (1996-97)	78.2
10.	Norm Van Brocklin (1958-60)	75.7



PASSING YARDS

Rk	Player	Att	Cmp	Pct	Yds	Y/A	TD	INT	Lg	Rate
1.	Carson Wentz (2019)	607	388	63.9	4,039	6.7	27	7	53t	93.1
2.	Donovan McNabb (2008)	571	345	60.4	3,916	6.9	23	11	90t	86.4
3.	Donovan McNabb (2004)	<u>469</u>	300	64.0	3,875	8.3	31	8	80	104.7
<b>4.</b>	<b>Jalen Hurts (2023)</b>	<b>538</b>	<b>352</b>	<b>65.4</b>	<b>3,858</b>	<b>7.2</b>	<b>23</b>	<b>15</b>	<b>63</b>	<b>89.1</b>
5.	Randall Cunningham (1988)	560	301	53.8	3,808	6.8	24	16	80t	77.6
6.	Carson Wentz (2016)	607	379	62.4	3,782	6.2	16	14	73t	79.3
7.	Sam Bradford (2015)	532	346	65.0	3,725	7.0	19	14	78t	86.4
8.	Sonny Jurgensen (1961)	<u>416</u>	<b>235</b>	56.5	<b>3,723</b>	9.0	<b>32</b>	24	69	88.1
<b>9.</b>	<b>Jalen Hurts (2022)</b>	<b>460</b>	<b>306</b>	<b>66.5</b>	<b>3,701</b>	<b>8.0</b>	<b>22</b>	<b>6</b>	<b>68</b>	<b>101.6</b>
10.	Donovan McNabb (2009)	443	267	60.3	3,553	8.0	22	10	60t	92.9

Led NFL Led Conference

ATTEMPTS

Rk	Player	Att
1t.	Carson Wentz (2019)	607
	Carson Wentz (2016)	607
3.	Donovan McNabb (2008)	571
4.	Donovan McNabb (2000)	569
5.	Randall Cunningham (1988)	560

COMPLETIONS

Rk	Player	Cmp
1.	Carson Wentz (2019)	388
2.	Carson Wentz (2016)	379
<b>3.</b>	<b>Jalen Hurts (2023)</b>	<b>352</b>
4.	Sam Bradford (2015)	346
5.	Donovan McNabb (2008)	345

COMPLETION %

Rk	Player	Pct
1.	Carson Wentz (2018)	69.6
<b>2.</b>	<b>Jalen Hurts (2024)</b>	<b>68.7</b>
<b>3.</b>	<b>Jalen Hurts (2022)</b>	<b>66.5</b>
<b>4.</b>	<b>Jalen Hurts (2025)</b>	<b>66.1</b>
<b>5.</b>	<b>Jalen Hurts (2023)</b>	<b>65.4</b>

YARDS/ATTEMPT

Rk	Player	Y/A
1.	Nick Foles (2013)	9.1
2.	Sonny Jurgensen (1961)	9.0
3.	Sonny Jurgensen (1962)	8.9
4.	Norm Van Brocklin (1960)	8.7
5.	Donovan McNabb (2006)	8.4

TOUCHDOWNS

Rk	Player	TD
1.	Carson Wentz (2017)	33
2.	Sonny Jurgensen (1961)	32
3.	Donovan McNabb (2004)	31
4.	Randall Cunningham (1990)	30
5.	Norm Snead (1967)	29

TOUCHDOWN %

Rk	Player	TD%
1.	Nick Foles (2013)	8.5
2.	Norm Van Brocklin (1960)	8.5
3.	Sonny Jurgensen (1961)	7.7
4.	Carson Wentz (2017)	7.5
5.	Bobby Thomason (1953)	6.9

FEWEST INTERCEPTIONS

Rk	Player	INT
<b>1t.</b>	<b>Jalen Hurts (2025)</b>	<b>2</b>
	Nick Foles (2013)	2
<b>3t.</b>	<b>Jalen Hurts (2024)</b>	<b>5</b>
	Nick Foles (2012)	5
	Bubby Brister (1993)	5
<b>6t.</b>	<b>Jalen Hurts (2022)</b>	<b>6</b>
	Michael Vick (2010)	6
	Donovan McNabb (2006)	6
	Donovan McNabb (2002)	6

LONGEST PASSING PLAYS

Rk	Player	Yds
1.	Ron Jaworski to Mike Quick (11/10/1985 vs. Falcons)	<b>99t</b>
2.	Randall Cunningham to Fred Barnett (12/2/1990 at Bills)	95t
3.	Randall Cunningham to Herschel Walker (9/4/1994 at Giants)	93
4.	King Hill to Ben Hawkins (9/22/1968 vs. Giants)	92t
<b>5t.</b>	<b>Jalen Hurts to Quez Watkins (9/19/21 vs. 49ers)</b>	<b>91</b>
	Michael Vick to DeSean Jackson (12/12/2010 at Cowboys)	91t
	Donovan McNabb to Terrell Owens (10/30/2005 at Broncos)	91t
	Norm Van Brocklin to T. McDonald (10/5/1958 vs. Giants)	91t
9t.	Donovan McNabb to Hank Baskett (9/7/2008 vs. Rams)	90t
	Ron Jaworski to Mike Quick (10/28/1984 vs. Cardinals)	90t

NFL Record (tied)

INTERCEPTION %

Rk	Player	INT%
<b>1t.</b>	<b>Jalen Hurts (2025)</b>	<b>0.6</b>
	Nick Foles (2013)	0.6
<b>3t.</b>	<b>Jalen Hurts (2022)</b>	<b>1.2</b>
	Carson Wentz (2019)	1.2
<b>5.</b>	<b>Jalen Hurts (2024)</b>	<b>1.4</b>
6.	Donovan McNabb (2007)	1.5
7t.	Carson Wentz (2017)	1.6
	Michael Vick (2010)	1.6

CONSECUTIVE COMPLETIONS

Rk	Player	Cmp
1.	Nick Foles (12/30/18 at Washington)	<b>25</b>
2.	Donovan McNabb (11/28/04 at Giants - 12/5/04 vs. Packers)	24
3.	Donovan McNabb (9/23/07 vs. Lions)	18
<b>4.</b>	<b>Jalen Hurts (10/29/23 at Washington)</b>	<b>17</b>
5t.	Carson Wentz (12/15/19 at Washington)	15
	Carson Wentz (10/21/18 vs. Panthers)	15
	Donovan McNabb (9/21/08 vs. Steelers)	15

NFL Record (tied) Most consecutive completions to start a game by Eagles QB

PASSER RATING

Rk	Player	Rate
1.	Nick Foles (2013)	119.2
2.	Donovan McNabb (2004)	104.7
<b>3.</b>	<b>Jalen Hurts (2025)</b>	<b>103.9</b>
<b>4.</b>	<b>Jalen Hurts (2024)</b>	<b>103.7</b>
5.	Carson Wentz (2018)	102.2
6.	Carson Wentz (2017)	101.9



**PASSING YARDS**

Rk	Player	Yds
1.	Nick Foles (12/23/18 vs. Texans)	471
2.	Donovan McNabb (12/5/04 vs. Packers)	464
3.	Donovan McNabb (11/15/09 at Chargers)	450
4.	Randall Cunningham (9/17/89 at Washington)	447
5.	Bobby Thomason (11/8/53 vs. Giants)	437
6.	Sonny Jurgensen (10/29/61 at Washington)	436
7t.	Nick Foles (12/15/13 at Vikings)	428
	Michael Vick (9/15/13 vs. Chargers)	428
9.	Sonny Jurgensen (12/16/62 at Cardinals)	419
10.	Michael Vick (10/2/11 vs. 49ers)	416
11.	Nick Foles (10/26/14 at Cardinals)	411
12.	Nick Foles (11/3/13 at Raiders)	406
13.	Sonny Jurgensen (12/17/61 at Lions)	403
14.	Randall Cunningham (10/2/89 at Bears)	401
15.	Vince Young (11/27/11 vs. Patriots)	400

**ATTEMPTS**

Rk	Player	Att
1t.	Nick Foles (10/26/14 at Cardinals)	62
	Randall Cunningham (10/2/89 at Bears)	62
3.	Carson Wentz (12/4/16 at Bengals)	60
4.	Donovan McNabb (11/16/08 at Bengals)	58
5.	Sonny Jurgensen (9/23/62 vs. Giants)	57

**COMPLETIONS**

Rk	Player	Cmp
1t.	Sam Bradford (12/26/15 vs. Washington)	37
	Mark Sanchez (12/20/14 at Washington)	37
3t.	Carson Wentz (12/4/16 at Bengals)	36
	Sam Bradford (9/14/15 at Falcons)	36
	Nick Foles (10/26/14 at Cardinals)	36

**COMPLETION PERCENTAGE**

Rk	Player	Pct
1.	Nick Foles (12/30/18 at Washington)	84.9
2.	Nick Foles (12/22/13 vs. Bears)	84.0
3.	Rodney Peete (9/15/96 vs. Lions)	83.3
4t.	Nate Sudfeld (12/31/17 vs. Cowboys)	82.6
	Jeff Garcia (11/26/06 at Colts)	82.6

**YARDS PER ATTEMPT**

Rk	Player	Y/A
1.	Sonny Jurgensen (11/25/62 vs. Cowboys)	16.3
2.	Sonny Jurgensen (11/26/61 vs. Cowboys)	15.3
3.	Donovan McNabb (9/23/07 vs. Lions)	14.7
4.	Nick Foles (11/3/13 at Raiders)	14.5
5.	Randall Cunningham (10/24/94 vs. Texans)	12.9

**PASSER RATING**

Rk	Player	Rate
1t.	Jalen Hurts (10/19/25 at Vikings)	158.3
	Nick Foles (11/3/13 at Raiders)	158.3
	Donovan McNabb (9/23/07 vs. Lions)	158.3
4.	Donovan McNabb (10/11/09 vs. Buccaneers)	157.2
5.	Randall Cunningham (9/13/92 at Cardinals)	156.6

**TOUCHDOWNS**

Rk	Player	TD
1t.	Nick Foles (11/3/13 at Raiders)	7
	Adrian Burk (10/17/54 at Washington)	7
3t.	Donovan McNabb (9/18/05 vs. 49ers)	5
	Donovan McNabb (12/5/04 vs. Packers)	5
	Randall Cunningham (9/17/89 at Washington)	5
	Norm Snead (9/28/69 vs. Steelers)	5
	Sonny Jurgensen (12/16/62 at Cardinals)	5
	Sonny Jurgensen (11/26/61 vs. Cowboys)	5
	Adrian Burk (11/28/54 vs. Washington)	5

NFL Record (tied)

**400+ PASSING YARDS**

**400+ YARD PASSING GAMES, Career**

Rk	Player	Games
1.	Nick Foles (2012-14, '17-18)	4
2t.	Michael Vick (2009-13)	3
	Randall Cunningham (1985-95)	3
	Sonny Jurgensen (1957-63)	3
5.	Donovan McNabb (1999-2009)	2

\*Includes playoff games\*

**400+ YARD PASSING GAMES, Season**

Rk	Player	Games
1t.	Nick Foles (2013)	2
	Randall Cunningham (1989)	2
	Sonny Jurgensen (1961)	2

\*Regular season only\*

**300+ PASSING YARDS**

**300+ YARD PASSING GAMES, Career**

Rk	Player	Games
1.	Donovan McNabb (1999-2009)	30
2.	Carson Wentz (2016-20)	19
3.	Jalen Hurts (2020-)	15
4.	Randall Cunningham (1985-95)	13
5t.	Nick Foles (2012-14, '17-18)	12
	Ron Jaworski (1977-86)	12

\*Includes playoff games\*

**300+ YARD PASSING GAMES, Season**

Rk	Player	Games
1t.	Carson Wentz (2019)	5
	Carson Wentz (2018)	5
	Sam Bradford (2015)	5
	Donovan McNabb (2004)	5
	Sonny Jurgensen (1961)	5

\*Regular season only\*

**CONSECUTIVE 300+ YARD PASSING GAMES**

Rk	Player	Games
1t.	Sam Bradford (2015)	3
	Nick Foles (2014)	3
	Mark Sanchez (2014)	3
	Michael Vick (2011-12)	3
	Donovan McNabb (2005)	3

\*Regular season only\*



300+ YARD PASSING GAMES (TDs/INTs)

10/19/25..... Jalen Hurts at Vikings (W).....	326 (3/0)	10/02/11..... Michael Vick vs. 49ers (L).....	416 (2/1)
09/22/24..... Jalen Hurts at Saints (W).....	311 (0/1)	12/02/10..... Michael Vick vs. Texans (W).....	302 (2/1)
12/25/23..... Jalen Hurts at Giants (W).....	301 (1/1)	11/28/10..... Michael Vick at Bears (L).....	333 (2/1)
10/29/23..... Jalen Hurts at Commanders (W).....	319 (4/0)	11/15/10..... Michael Vick at Washington (W).....	333 (4/0)
10/08/23..... Jalen Hurts vs. Rams (W).....	303 (1/1)	10/17/10..... Kevin Kolb vs. Falcons (W).....	326 (3/1)
10/01/23..... Jalen Hurts vs. Commanders (W).....	319 (2/0)	12/27/09..... Donovan McNabb vs. Broncos (W).....	322 (3/1)
02/12/23..... Jalen Hurts vs. Chiefs (L).....	304 (1/0)	12/20/09..... Donovan McNabb vs. 49ers (W).....	306 (1/2)
12/24/22..... Gardner Minshew at Cowboys (L).....	355 (2/2)	11/15/09..... Donovan McNabb at Chargers (L).....	450 (2/1)
12/18/22..... Jalen Hurts at Bears (W).....	315 (0/2)	09/27/09..... Kevin Kolb vs. Chiefs (W).....	327 (2/0)
12/4/22..... Jalen Hurts vs. Titans (W).....	380 (3/0)	09/20/09..... Kevin Kolb vs. Saints (L) - first NFL start.....	391 (2/3)
09/25/22..... Jalen Hurts at Commanders (W).....	340 (3/0)	01/18/09..... Donovan McNabb at Cardinals (L).....	375 (3/1)
09/19/22..... Jalen Hurts vs. Vikings (W).....	333 (1/1)	01/04/09..... Donovan McNabb at Vikings (W).....	300 (1/1)
10/03/21..... Jalen Hurts vs. Chiefs (L).....	387 (2/0)	11/16/08..... Donovan McNabb at Bengals (T).....	339 (1/3)
09/27/21..... Jalen Hurts at Cowboys (L).....	326 (2/2)	11/02/08..... Donovan McNabb at Seahawks (W).....	349 (2/1)
12/27/20..... Jalen Hurts at Cowboys (L).....	342 (1/2)	09/07/08..... Donovan McNabb vs. Rams (W).....	361 (3/0)
12/20/20..... Jalen Hurts at Cardinals (L).....	338 (3/0)	12/30/07..... Donovan McNabb vs. Bills (W).....	345 (1/1)
10/22/20..... Carson Wentz vs. Giants (W).....	359 (2/1)	11/25/07..... A.J. Feeley at Patriots (L).....	345 (3/3)
12/22/19..... Carson Wentz vs. Cowboys (W).....	319 (1/0)	10/28/07..... Donovan McNabb at Vikings (W).....	333 (1/0)
12/09/19..... Carson Wentz vs. Giants (W).....	325 (2/0)	09/23/07..... Donovan McNabb vs. Lions (W).....	381 (4/0)
12/01/19..... Carson Wentz at Dolphins (L).....	310 (3/1)	12/31/06..... A.J. Feeley vs. Falcons (W).....	321 (3/0)
10/13/19..... Carson Wentz at Vikings (L).....	306 (2/1)	12/04/06..... Jeff Garcia vs. Panthers (W).....	312 (3/0)
09/08/19..... Carson Wentz vs. Washington (W).....	313 (3/0)	10/22/06..... Donovan McNabb at Buccaneers (L).....	302 (3/3)
12/23/18..... Nick Foles vs. Texans (W).....	471 (4/1)	10/08/06..... Donovan McNabb vs. Cowboys (W).....	354 (2/0)
12/03/18..... Carson Wentz vs. Washington (W).....	306 (2/1)	09/17/06..... Donovan McNabb vs. Giants (L).....	350 (2/0)
11/11/18..... Carson Wentz vs. Cowboys (L).....	360 (2/1)	09/10/06..... Donovan McNabb at Texans (W).....	314 (3/1)
10/21/18..... Carson Wentz vs. Panthers (L).....	310 (2/0)	11/06/05..... Donovan McNabb at Washington (L).....	304 (1/1)
10/07/18..... Carson Wentz vs. Vikings (L).....	311 (2/0)	10/02/05..... Donovan McNabb at Chiefs (W).....	369 (3/1)
09/30/18..... Carson Wentz at Titans (L).....	348 (2/0)	09/25/05..... Donovan McNabb vs. Raiders (W).....	365 (2/1)
09/16/18..... Nick Foles at Buccaneers (L).....	334 (1/0)	09/18/05..... Donovan McNabb vs. 49ers (W).....	342 (5/0)
02/04/18..... Nick Foles at Patriots (W).....	373 (3/1)	02/06/05..... Donovan McNabb vs. Patriots (L).....	357 (3/3)
01/21/18..... Nick Foles vs. Vikings (W).....	352 (3/0)	12/05/04..... Donovan McNabb vs. Packers (W).....	464 (5/0)
12/03/17..... Carson Wentz at Seahawks (L).....	348 (1/1)	11/15/04..... Donovan McNabb at Cowboys (W).....	345 (4/0)
10/08/17..... Carson Wentz vs. Cardinals (W).....	304 (4/1)	10/24/04..... Donovan McNabb at Browns (W).....	376 (4/1)
09/17/17..... Carson Wentz at Chiefs (L).....	333 (2/1)	09/26/04..... Donovan McNabb at Lions (W).....	356 (2/0)
09/10/17..... Carson Wentz at Washington (W).....	307 (2/1)	09/12/04..... Donovan McNabb vs. Giants (W).....	330 (4/0)
12/11/16..... Carson Wentz* vs. Washington (L).....	314 (1/1)	11/16/03..... Donovan McNabb vs. Giants (W).....	314 (2/0)
12/04/16..... Carson Wentz* at Bengals (L).....	308 (1/3)	11/02/03..... Donovan McNabb at Falcons (W).....	312 (1/0)
11/06/16..... Carson Wentz* at Giants (L).....	364 (0/2)	09/09/01..... Donovan McNabb vs. Rams (L).....	312 (2/1)
09/25/16..... Carson Wentz* vs. Steelers (W).....	301 (2/0)	12/10/00..... Donovan McNabb at Browns (W).....	390 (4/0)
01/03/16..... Sam Bradford at Giants (W).....	320 (2/1)	10/01/00..... Donovan McNabb vs. Falcons (W).....	311 (2/1)
12/26/15..... Sam Bradford vs. Washington (L).....	380 (1/0)	11/30/97..... Bobby Hoyer vs. Bengals (W).....	313 (4/1)
12/20/15..... Sam Bradford vs. Cardinals (L).....	361 (2/2)	11/24/96..... Ty Detmer at Cardinals (L).....	322 (0/1)
10/11/15..... Sam Bradford vs. Saints (W).....	333 (2/2)	11/10/96..... Ty Detmer vs. Bills (L).....	315 (2/1)
09/14/15..... Sam Bradford at Falcons (L).....	336 (1/2)	10/27/96..... Ty Detmer vs. Panthers (W).....	342 (1/1)
12/20/14..... Mark Sanchez at Washington (L).....	374 (2/1)	12/24/94..... Bubby Brister at Bengals (L).....	325 (1/0)
11/23/14..... Mark Sanchez vs. Titans (W).....	307 (1/2)	12/04/94..... Randall Cunningham vs. Cowboys (L).....	327 (2/1)
11/16/14..... Mark Sanchez at Packers (L).....	346 (2/2)	10/24/94..... Randall Cunningham vs. Oilers (W).....	310 (2/1)
11/10/14..... Mark Sanchez vs. Panthers (W).....	332 (2/0)	09/12/94..... Randall Cunningham vs. Bears (W).....	311 (3/0)
10/26/14..... Nick Foles at Cardinals (L).....	411 (2/2)	09/04/94..... Randall Cunningham at Giants (L).....	344 (2/0)
09/21/14..... Nick Foles vs. Washington (W).....	325 (3/0)	01/03/94..... Bubby Brister at 49ers (W).....	350 (3/1)
09/15/14..... Nick Foles at Colts (W).....	331 (1/1)	09/19/93..... Randall Cunningham vs. Washington (W).....	360 (3/2)
09/07/14..... Nick Foles vs. Jaguars (W).....	322 (2/1)	12/13/92..... Randall Cunningham at Seahawks (W).....	365 (0/1)
12/15/13..... Nick Foles at Vikings (L).....	428 (3/1)	11/10/91..... Jim McMahon at Browns (W).....	341 (3/1)
11/03/13..... Nick Foles at Raiders (W).....	406 (7/0)	12/18/89..... Randall Cunningham at Saints (L).....	306 (2/2)
09/15/13..... Michael Vick vs. Chargers (L).....	428 (2/0)	10/02/89..... Randall Cunningham at Bears (L).....	401 (1/4)
12/23/12..... Nick Foles* vs. Washington (L).....	345 (1/1)	09/17/89..... Randall Cunningham at Washington (W).....	447 (5/1)
12/09/12..... Nick Foles* at Buccaneers (W).....	381 (2/0)	12/31/88..... Randall Cunningham at Bears (L).....	407 (0/3)
10/14/12..... Michael Vick vs. Lions (L).....	311 (2/2)	11/06/88..... Randall Cunningham vs. Rams (W).....	323 (3/0)
09/16/12..... Michael Vick vs. Ravens (W).....	371 (1/2)	10/10/88..... Randall Cunningham vs. Giants (W).....	369 (3/0)
09/09/12..... Michael Vick at Browns (W).....	317 (2/4)	11/29/87..... Randall Cunningham at Patriots (W).....	314 (2/1)
01/01/12..... Michael Vick vs. Washington (W).....	335 (3/1)	10/11/87..... Scott Tinsley at Cowboys (L).....	338 (3/0)
11/27/11..... Vince Young vs. Patriots (L).....	400 (1/1)	12/15/85..... Ron Jaworski at Chargers (L).....	334 (1/3)
10/09/11..... Michael Vick at Bills (L).....	315 (2/4)	12/01/85..... Ron Jaworski vs. Vikings (L).....	320 (2/1)



300+ YARD PASSING GAMES (TDs/INTs)

11/03/85	Ron Jaworski at 49ers (L)	394 (1/3)
10/20/85	Ron Jaworski vs. Cowboys (W)	380 (1/0)
12/16/84	Joe Pisarcik at Falcons (L)	334 (1/0)
10/28/84	Ron Jaworski vs. Cardinals (L)	340 (2/3)
11/27/83	Ron Jaworski at Washington (L)	333 (3/1)
09/11/83	Ron Jaworski vs. Washington (L)	326 (1/2)
09/19/82	Ron Jaworski at Browns (W)	334 (2/1)
09/12/82	Ron Jaworski vs. Washington (L)	371 (2/0)
10/18/81	Ron Jaworski at Vikings (L)	330 (2/2)
12/21/80	Ron Jaworski at Cowboys (L)	331 (1/0)
11/09/80	Ron Jaworski at Saints (W)	323 (3/0)
12/16/73	Roman Gabriel at Washington (L)	302 (1/1)
12/02/73	Roman Gabriel at 49ers (L)	322 (2/1)
10/14/73	Roman Gabriel at Cardinals (W)	379 (3/0)
09/19/71	Pete Liske at Bengals (L)	301 (2/3)
09/28/69	Norm Snead vs. Steelers (W)	335 (5/1)
11/19/67	Norm Snead vs. Saints (W)	309 (4/2)
10/22/67	Norm Snead at Cardinals (L)	321 (2/2)
09/17/67	Norm Snead vs. Washington (W)	301 (2/0)
12/05/65	Norm Snead vs. Cowboys (L)	320 (0/1)
11/14/65	Norm Snead vs. Washington (W)	311 (0/1)
11/07/65	Norm Snead at Browns (L)	362 (3/2)
10/17/65	King Hill at Giants (L)	321 (3/4)
12/13/64	Norm Snead at Cardinals (L)	301 (3/2)
10/13/63	Sonny Jurgensen at Washington (W)	315 (4/2)
09/15/63	Sonny Jurgensen vs. Steelers (T)	322 (3/2)
12/16/62	Sonny Jurgensen at Cardinals (L)	419 (5/3)
11/25/62	Sonny Jurgensen vs. Cowboys (W)	342 (1/2)
09/23/62	Sonny Jurgensen vs. Giants (L)	396 (1/3)
12/17/61	Sonny Jurgensen at Lions (W)	403 (3/2)
12/10/61	Sonny Jurgensen vs. Giants (L)	367 (3/2)
11/26/61	Sonny Jurgensen vs. Cowboys (W)	351 (5/2)
10/29/61	Sonny Jurgensen at Washington (W)	436 (3/2)
10/01/61	Sonny Jurgensen vs. Cardinals (L)	399 (3/2)
11/16/58	Norm Van Brocklin vs. Cardinals (W)	318 (2/1)
10/01/55	Bobby Thomason vs. Washington (L)	349 (4/0)
11/28/54	Adrian Burk vs. Washington (W)	345 (5/1)
12/13/53	Bobby Thomason vs. Browns (W)	331 (3/0)
11/15/53	Bobby Thomason vs. Colts (W)	329 (3/5)
11/08/53	Bobby Thomason vs. Giants (W)	437 (4/1)
12/01/40	Davey O'Brien at Washington (L)	316 (1/0)

\* Rookie | *Playoff Game*



DONOVAN McNABB



CARSON WENTZ



RUSHING YARDS

Rk	Player	G	Att	Yds	Avg	Lg	TD
1.	LeSean McCoy (2009-14)	90	1,461	6,792	4.6	66t	44
2.	Wilbert Montgomery (1977-84)	100	1,465	6,538	4.5	90t	45
3.	Brian Westbrook (2002-09)	107	1,308	5,995	4.6	71t	37
4.	Steve Van Buren (1944-51)	83	1,320	5,860	4.4	70t	69
5.	Duce Staley (1997-2003)	98	1,200	4,807	4.0	64t	22
6.	Randall Cunningham (QB) (1985-95)	122	677	4,482	6.6	52t	32
7.	Ricky Watters (1995-97)	48	975	3,794	3.9	57	31
8.	Miles Sanders (2019-22)	57	739	3,708	5.0	82t	20
9.	Timmy Brown (1960-67)	96	850	3,703	4.4	61t	29
10.	Tom Woodeshick (1963-71)	111	831	3,563	4.3	57t	21
<b>11.</b>	<b>Jalen Hurts (QB) (2020-)</b>	<b>89</b>	<b>758</b>	<b>3,462</b>	<b>4.6</b>	<b>42</b>	<b>63</b>
12.	Donovan McNabb (QB) (1999-2009)	148	573	3,249	5.7	54	28
13.	Tom Sullivan (1972-77)	80	871	3,135	3.6	37	17
14.	Clarence Peaks (1957-63)	83	786	2,927	3.7	57	19
<b>15.</b>	<b>Saquon Barkley (2024-)</b>	<b>28</b>	<b>543</b>	<b>2,745</b>	<b>5.1</b>	<b>72t</b>	<b>17</b>
16.	Keith Byars (1986-92)	105	750	2,672	3.6	52	17
17.	Billy Barnes (1957-61)	60	689	2,391	3.5	70t	20
18.	Herschel Walker (1992-94)	48	554	2,344	4.2	91t	14
19.	Anthony Toney (FB) (1986-90)	67	639	2,294	3.6	44	14
20.	Charlie Garner (1994-98)	66	495	2,261	4.6	55t	17

ATTEMPTS

Rk	Player	Att
1.	Wilbert Montgomery (1977-84).....	1,465
2.	LeSean McCoy (2009-14).....	1,461
3.	Steve Van Buren (1944-51).....	1,320
4.	Brian Westbrook (2002-09).....	1,308
5.	Duce Staley (1997-2003).....	1,200
6.	Ricky Watters (1995-97).....	975
7.	Tom Sullivan (1972-77).....	871
8.	Timmy Brown (1960-67).....	850
9.	Tom Woodeshick (1963-71).....	831
10.	Clarence Peaks (1957-63).....	786

RUSHING AVERAGE

Rk	Player	Avg
1.	Randall Cunningham (QB) (1985-95).....	6.6
2.	Donovan McNabb (QB) (1999-2009).....	5.7
<b>3.</b>	<b>Saquon Barkley (2024-).....</b>	<b>5.1</b>
4.	Miles Sanders (2019-22).....	5.0
5.	LeSean McCoy (2009-14).....	4.7
<b>6t.</b>	<b>Jalen Hurts (QB) (2020-).....</b>	<b>4.6</b>
	Brian Westbrook (2002-09).....	4.6
	Charlie Garner (1994-98).....	4.6
9t.	Correll Buckhalter (2001-08).....	4.5
	Wilbert Montgomery (1977-84).....	4.5

TOUCHDOWNS

Rk	Player	TD
1.	Steve Van Buren (1944-51).....	69
<b>2.</b>	<b>Jalen Hurts (QB) (2020-).....</b>	<b>63</b>
3.	Wilbert Montgomery (1977-84).....	45
4.	LeSean McCoy (2009-14).....	44
5.	Brian Westbrook (2002-09).....	37
6.	Randall Cunningham (QB) (1985-95).....	32
7.	Ricky Watters (1995-97).....	31
8.	Timmy Brown (1960-67).....	29
9.	Donovan McNabb (QB) (1999-2009).....	28
10.	Duce Staley (1997-2003).....	22



LESEAN MCCOY



STEVE VAN BUREN



RUSHING YARDS

Rk	Player	Att	Yds	Avg	Lg	TD
1.	<b>Saquon Barkley (2024)</b>	<b>345</b>	<b>2,005</b>	<b>5.8</b>	<b>72t</b>	<b>13</b>
2.	LeSean McCoy (2013)	<b>314</b>	<b>1,607</b>	5.1	57t	9
3.	Wilbert Montgomery (1979)	338	1,512	4.5	62t	9
4.	Ricky Watters (1996)	<b>353</b>	1,411	4.0	56t	13
5.	Wilbert Montgomery (1981)	286	1,402	<u>4.9</u>	41	8
6.	Brian Westbrook (2007)	278	1,333	4.8	36	7
7.	LeSean McCoy (2014)	312	1,319	4.2	53	5
8.	LeSean McCoy (2011)	273	1,309	4.8	60	<b>17</b>
9t.	Duce Staley (1999)	325	1,273	3.9	29	4
	Ricky Watters (1995)	337	1,273	3.8	57	11
11.	Miles Sanders (2022)	259	1,269	4.9	40t	11
12.	Wilbert Montgomery (1978)	259	1,220	<u>4.7</u>	47	9
13.	Brian Westbrook (2006)	240	1,217	5.1	71t	7
14.	Steve Van Buren (1949)	<b>263</b>	<b>1,146</b>	4.4	41	<b>11</b>
15.	Ricky Watters (1997)	285	1,110	3.9	28	7
16.	LeSean McCoy (2010)	207	1,080	<u>5.2</u>	62	7
17.	Herschel Walker (1992)	267	1,070	4.0	38	8
18.	Duce Staley (1998)	258	1,065	4.1	64t	5
19.	D'Andre Swift (2023)	229	1,049	4.6	43	5
20.	Duce Staley (2002)	269	1,029	3.8	57	5

Led NFL Led Conference

ATTEMPTS

Rk	Player	Att
1.	Ricky Watters (1996)	353
2.	<b>Saquon Barkley (2024)</b>	<b>345</b>
3.	Wilbert Montgomery (1979)	338
4.	Ricky Watters (1995)	337
5.	Duce Staley (1999)	325

TOUCHDOWNS

Rk	Player	TD
1.	LeSean McCoy (2011)	17
2t.	<b>Jalen Hurts (QB) (2023)</b>	<b>15</b>
	Steve Van Buren (1945)	15
4.	<b>Jalen Hurts (QB) (2024)</b>	<b>14</b>
5t.	<b>Saquon Barkley (2024)</b>	<b>13</b>
	<b>Jalen Hurts (QB) (2022)</b>	<b>13</b>
	Ricky Watters (1996)	13
	Steve Van Buren (1947)	13
9t.	Miles Sanders (2022)	11
	Ricky Watters (1995)	11
	Tom Sullivan (1974)	11
	Steve Van Buren (1949)	11
13t.	<b>Jalen Hurts (QB) (2021)</b>	<b>10</b>
	Steve Van Buren (1948)	10

LONGEST RUSHING PLAYS

Rk	Player	Yds
1.	Herschel Walker (11/27/94 at Falcons)	91t
2.	Wilbert Montgomery (12/19/82 vs. Oilers)	90t
3.	Brian Mitchell (10/1/00 vs. Falcons)	85t
4.	Miles Sanders (12/13/20 vs. Saints)	82t
5.	Swede Hanson (9/16/34 at Packers)	81t
6.	Leroy Harris (11/25/79 at Packers)	80
7.	Bosh Pritchard (10/23/49 vs. Washington)	77t
8t.	Miles Sanders (10/18/20 vs. Ravens)	74
	Miles Sanders (10/11/20 at Steelers)	74t
	Herman Hunter (11/24/85 at Cowboys)	74t

CONSECUTIVE GAMES WITH RUSHING TOUCHDOWN

Rk	Player	Games
1.	Steve Van Buren (1947)	8
2.	Ricky Watters (1995)	6
3t.	<b>Jalen Hurts (QB) (2024)</b>	<b>5</b>
	LeSean McCoy (2011)	5
	Steve Van Buren (1948)	5
6t.	<b>Many times, last: Jalen Hurts (QB) (2024)</b>	<b>4</b>



WILBERT MONTGOMERY



SAQUON BARKLEY



RUSHING YARDS

Rk	Player	Yds
1.	Saquon Barkley (11/24/24 at Rams)	255
2.	LeSean McCoy (12/8/13 vs. Lions)	217
3.	Steve Van Buren (11/27/49 vs. Steelers)	205
4.	Duce Staley (9/3/00 at Cowboys)	201
5.	Wilbert Montgomery (11/4/79 vs. Browns)	197
6.	Steve Van Buren (12/18/49 at Rams)	196
7.	Wilbert Montgomery (1/11/81 vs. Cowboys)	194
8.	Swede Hanson (11/6/34 vs. Reds)	190
9.	Timmy Brown (11/7/65 at Browns)	186
10.	LeSean McCoy (10/30/11 vs. Cowboys)	185

ATTEMPTS

Rk	Player	Att
1t.	Heath Sherman (10/6/91 at Buccaneers)	35
	Heath Sherman (11/12/90 vs. Washington)	35
	Steve Van Buren (11/20/49 vs. Bulldogs)	35
4.	Earnest Jackson (11/17/85 at Cardinals)	34
5t.	Brian Westbrook (12/7/08 at Giants)	33
	Ricky Watters (12/10/95 vs. Cowboys)	33
	Steve Van Buren (10/3/49 at Lions)	33



BRIAN WESTBROOK



DUCE STALEY

TOUCHDOWNS

Rk	Player	TD
1t.	Jalen Hurts (QB) (10/27/24 at Bengals)	3
	Jalen Hurts (QB) (12/18/22 at Bears)	3
	Jalen Hurts (QB) (11/21/21 vs. Saints)	3
	Boston Scott (12/29/19 at Giants)	3
	LeSean McCoy (12/18/11 vs. Jets)	3
	LeSean McCoy (9/19/10 at Lions)	3
	Charlie Garner (10/8/95 vs. Washington)	3
	Wilbert Montgomery (12/19/82 vs. Oilers)	3
	Wilbert Montgomery (10/7/79 vs. Washington)	3
	Wilbert Montgomery (9/10/78 at Washington)	3
	Tom Sullivan (10/13/74 vs. Giants)	3
	Clarence Peaks (11/16/58 vs. Cardinals)	3
	Steve Van Buren (10/17/48 at Washington)	3
	Steve Van Buren (12/14/47 vs. Packers)	3
	Steve Van Buren (12/9/45 vs. Yanks)	3

200+ RUSHING YARDS

200+ YARD RUSHING GAMES, Career

Rk	Player	Games
1t.	Saquon Barkley (2024-)	1
	LeSean McCoy (2009-14)	1
	Duce Staley (1997-2003)	1
	Steve Van Buren (1944-51)	1

100+ RUSHING YARDS

100+ YARD RUSHING GAMES, Career

Rk	Player	Games
1.	Wilbert Montgomery (1977-84)	26
2.	LeSean McCoy (2009-14)	23
3.	Brian Westbrook (2002-09)	20
4.	Steve Van Buren (1944-51)	19
5.	Saquon Barkley (2024-)	15

\*Includes playoff games\*

100+ YARD RUSHING GAMES, Season

Rk	Player	Games
1.	Saquon Barkley (2024)	11
2.	Wilbert Montgomery (1981)	8
3t.	LeSean McCoy (2013)	7
	Wilbert Montgomery (1979)	7
5t.	LeSean McCoy (2011)	6
	Brian Westbrook (2007)	6
	Brian Westbrook (2006)	6
	Ricky Watters (1996)	6
	Wilbert Montgomery (1978)	6

\*Regular season only\*

CONSECUTIVE 100+ YARD RUSHING GAMES

Rk	Player	Games
1t.	Saquon Barkley (2024)	4
	Steve Van Buren (1948)	4
3t.	Brian Westbrook (2006)	3
	Wilbert Montgomery (1981)	3
	Wilbert Montgomery (1979)	3
	Wilbert Montgomery (1978)	3

\*Regular season only\*



100+ YARD RUSHING GAMES (TDs)

10/26/25..... Saquon Barkley vs. Giants (W).....	150 (1)	12/07/08..... Brian Westbrook at Giants (W).....	131 (1)
10/26/25..... Tank Bigsby vs. Giants (W).....	104 (0)	11/27/08..... Brian Westbrook vs. Cardinals (W).....	110 (2)
01/26/25..... Saquon Barkley vs. Commanders (W).....	118 (3)	10/26/08..... Brian Westbrook vs. Falcons (W).....	167 (2)
01/19/25..... Saquon Barkley vs. Rams (W).....	205 (2)	12/23/07..... Brian Westbrook at Saints (W).....	100 (0)
01/12/25..... Saquon Barkley vs. Packers (W).....	119 (0)	12/09/07..... Brian Westbrook vs. Giants (L).....	116 (0)
12/29/24..... Saquon Barkley vs. Cowboys (W).....	167 (0)	11/18/07..... Brian Westbrook vs. Dolphins (W).....	148 (0)
12/22/24..... Saquon Barkley at Commanders (L).....	150 (2)	11/11/07..... Brian Westbrook at Washington (W).....	100 (1)
12/08/24..... Saquon Barkley vs. Panthers (W).....	124 (0)	10/14/07..... Brian Westbrook at Jets (W).....	120 (0)
12/01/24..... Saquon Barkley at Ravens (W).....	107 (1)	09/30/07..... Correll Buckhalter at Giants (L).....	103 (0)
11/24/24..... Saquon Barkley at Rams (W).....	255 (2)	09/23/07..... Brian Westbrook vs. Lions (W).....	110 (2)
11/14/24..... Saquon Barkley vs. Commanders (W).....	146 (2)	01/13/07..... Brian Westbrook at Saints (L).....	116 (2)
11/03/24..... Saquon Barkley vs. Jaguars (W).....	159 (1)	01/07/07..... Brian Westbrook vs. Giants (W).....	141 (1)
10/27/24..... Saquon Barkley at Bengals (W).....	108 (0)	12/25/06..... Brian Westbrook at Cowboys (W).....	122 (0)
10/20/24..... Saquon Barkley at Giants (W).....	176 (1)	11/26/06..... Brian Westbrook at Colts (L).....	124 (1)
09/22/24..... Saquon Barkley at Saints (W).....	147 (2)	11/19/06..... Brian Westbrook vs. Titans (L).....	102 (0)
09/06/24..... Saquon Barkley vs. Packers (W).....	109 (2)	11/12/06..... Brian Westbrook vs. Washington (W).....	113 (0)
09/25/23..... D'Andre Swift at Buccaneers (W).....	130 (0)	10/22/06..... Brian Westbrook at Buccaneers (L).....	101 (0)
09/14/23..... D'Andre Swift vs. Vikings (W).....	175 (1)	09/24/06..... Brian Westbrook at 49ers (W).....	117 (2)
01/21/23..... Kenneth Gainwell vs. Giants (W).....	112 (1)	12/11/05..... Ryan Moats* vs. Giants (L) (OT).....	114 (2)
12/11/22..... Miles Sanders at Giants (W).....	144 (2)	11/27/05..... Brian Westbrook vs. Packers (W).....	120 (1)
11/27/22..... Jalen Hurts vs. Packers (W).....	157 (0)	10/03/04..... Brian Westbrook at Bears (W).....	119 (0)
..... Miles Sanders vs. Packers (W).....	143 (2)	09/12/04..... Brian Westbrook vs. Giants (W).....	119 (0)
10/02/22..... Miles Sanders vs. Jaguars (W).....	134 (2)	01/11/04..... Donovan McNabb (QB) vs. Packers (W).....	107 (0)
12/21/21..... Miles Sanders vs. Washington (W).....	131 (0)	12/07/03..... Correll Buckhalter vs. Cowboys (W).....	115 (1)
12/05/21..... Miles Sanders at Jets (W).....	120 (0)	10/26/03..... Correll Buckhalter vs. Jets (W).....	100 (2)
12/13/20..... Jalen Hurts* (QB) vs. Saints (W).....	106 (0)	12/08/02..... Duce Staley at Seahawks (W).....	100 (1)
..... Miles Sanders vs. Saints (W).....	115 (2)	11/17/02..... Duce Staley vs. Cardinals (W).....	135 (0)
10/18/20..... Miles Sanders vs. Ravens (L).....	118 (0)	10/28/02..... Donovan McNabb (QB) vs. Giants (W).....	107 (1)
12/15/19..... Miles Sanders* at Washington (W).....	122 (1)	..... Duce Staley vs. Giants (W).....	126 (0)
10/01/17..... LeGarrette Blount at Chargers (W).....	136 (0)	10/20/02..... Duce Staley vs. Buccaneers (W).....	152 (0)
12/18/16..... Ryan Mathews at Ravens (L).....	128 (1)	10/06/02..... Donovan McNabb (QB) at Jaguars (L).....	100 (1)
11/13/16..... Ryan Mathews vs. Falcons (W).....	109 (2)	11/18/01..... Duce Staley at Cowboys (W).....	102 (0)
10/19/15..... DeMarco Murray vs. Giants (W).....	112 (1)	11/11/01..... Duce Staley vs. Vikings (W).....	146 (1)
09/27/15..... Ryan Mathews at Jets (W).....	108 (0)	10/07/01..... Correll Buckhalter* vs. Cardinals (L).....	134 (0)
11/27/14..... LeSean McCoy at Cowboys (W).....	159 (1)	11/26/00..... Donovan McNabb (QB) at Washington (W).....	125 (1)
11/23/14..... LeSean McCoy vs. Titans (W).....	130 (1)	10/01/00..... Brian Mitchell vs. Falcons (W).....	105 (1)
11/02/14..... LeSean McCoy at Texans (W).....	117 (0)	09/03/00..... Duce Staley at Cowboys (W).....	201 (1)
10/12/14..... LeSean McCoy vs. Giants (W).....	149 (0)	11/14/99..... Duce Staley vs. Washington (W).....	122 (1)
12/29/13..... LeSean McCoy at Cowboys (W).....	131 (0)	11/07/99..... Duce Staley at Panthers (L).....	140 (1)
12/22/13..... Bryce Brown vs. Bears (W).....	115 (1)	10/17/99..... Duce Staley at Bears (W).....	101 (0)
..... LeSean McCoy vs. Bears (W).....	133 (2)	10/10/99..... Duce Staley vs. Cowboys (W).....	110 (0)
12/08/13..... LeSean McCoy vs. Lions (W).....	217 (2)	09/12/99..... Duce Staley vs. Cardinals (L).....	111 (1)
11/10/13..... LeSean McCoy at Packers (W).....	155 (0)	12/13/98..... Duce Staley vs. Cardinals (L).....	141 (1)
10/13/13..... LeSean McCoy at Buccaneers (W).....	116 (0)	11/08/98..... Charlie Garner vs. Lions (W).....	129 (1)
09/19/13..... LeSean McCoy vs. Chiefs (L).....	158 (1)	12/21/97..... Charlie Garner at Washington (L).....	115 (2)
09/09/13..... LeSean McCoy at Washington (W).....	184 (1)	10/05/97..... Ricky Watters vs. Washington (W).....	104 (2)
12/02/12..... Bryce Brown* at Cowboys (L).....	169 (2)	09/15/97..... Ricky Watters at Cowboys (L).....	106 (0)
11/26/12..... Bryce Brown* vs. Panthers (L).....	178 (2)	12/01/96..... Ricky Watters vs. Giants (W).....	104 (0)
11/05/12..... LeSean McCoy at Saints (L).....	119 (0)	11/03/96..... Ricky Watters at Cowboys (W).....	116 (1)
09/30/12..... LeSean McCoy vs. Giants (W).....	123 (0)	10/20/96..... Ricky Watters vs. Dolphins (W).....	173 (1)
09/09/12..... LeSean McCoy at Browns (W).....	110 (0)	10/13/96..... Ricky Watters at Giants (W).....	110 (0)
12/18/11..... LeSean McCoy vs. Jets (W).....	102 (3)	09/22/96..... Ricky Watters at Falcons (W).....	121 (2)
11/20/11..... LeSean McCoy at Giants (W).....	113 (0)	09/15/96..... Ricky Watters vs. Lions (W).....	153 (1)
10/30/11..... LeSean McCoy vs. Cowboys (W).....	185 (2)	12/10/95..... Ricky Watters vs. Cowboys (W).....	112 (1)
10/16/11..... LeSean McCoy at Washington (W).....	126 (1)	11/26/95..... Ricky Watters at Washington (W).....	124 (2)
09/25/11..... LeSean McCoy vs. Giants (L).....	128 (1)	10/15/95..... Ricky Watters at Giants (W).....	122 (1)
09/11/11..... LeSean McCoy at Rams (W).....	122 (1)	10/08/95..... Charlie Garner vs. Washington (W).....	120 (3)
12/19/10..... Michael Vick (QB) at Giants (W).....	130 (1)	..... Ricky Watters vs. Washington (W).....	139 (0)
12/12/10..... LeSean McCoy at Cowboys (W).....	149 (0)	10/09/94..... Charlie Garner* vs. Washington (W).....	122 (0)
11/21/10..... LeSean McCoy vs. Giants (W).....	111 (1)	10/02/94..... Charlie Garner* at 49ers (W) - NFL debut.....	111 (2)
11/15/10..... Jerome Harrison at Washington (W).....	109 (1)	01/03/93..... Heath Sherman at Saints (W).....	105 (1)
09/19/10..... LeSean McCoy at Lions (W).....	120 (3)	12/27/92..... Herschel Walker vs. Giants (W).....	104 (0)
09/12/10..... Michael Vick (QB) vs. Packers (L).....	103 (0)	12/13/92..... Herschel Walker at Seahawks (W).....	111 (1)



100+ YARD RUSHING GAMES (TDs)

12/06/92..... Randall Cunningham (QB) vs. Vikings (W).....121 (2)	11/28/65..... Timmy Brown at Cardinals (W).....180 (1)
11/22/92..... Heath Sherman at Giants (W).....109 (1)	11/07/65..... Timmy Brown at Browns (L).....186 (1)
10/25/92..... Herschel Walker vs. Cardinals (W).....112 (0)	11/22/64..... Earl Gros vs. Cardinals (L).....103 (0)
09/13/92..... Herschel Walker at Cardinals (W).....115 (0)	11/15/64..... Earl Gros at Cowboys (W).....118 (0)
09/06/92..... Herschel Walker vs. Saints (W).....112 (0)	10/18/64..... Ollie Matson at Giants (W).....100 (2)
11/23/90..... Heath Sherman vs. Washington (W).....124 (0)	10/11/64..... Timmy Brown at Washington (L).....101 (2)
11/04/90..... Randall Cunningham (QB) vs. Patriots (W).....124 (1)	10/04/64..... Timmy Brown vs. Steelers (W).....116 (0)
Heath Sherman vs. Patriots (W).....113 (0)	Earl Gros vs. Steelers (W).....129 (0)
09/23/90..... Anthony Toney at Rams (W).....103 (0)	11/25/62..... Timmy Brown vs. Cowboys (W).....107 (2)
12/27/87..... Keith Byars vs. Bills (W).....102 (0)	10/23/60..... Clarence Peaks at Browns (W).....102 (0)
11/29/87..... Anthony Toney at Patriots (W).....123 (1)	11/01/59..... Bill Barnes vs. Washington (W).....163 (1)
12/07/86..... Keith Byars* vs. Cardinals (T) (OT).....127 (0)	10/25/59..... Bill Barnes at Cardinals (W).....111 (2)
11/16/86..... Randall Cunningham (QB) vs. Lions (L).....110 (0)	11/29/53..... Don Johnson* at Giants (L).....121 (1)
12/22/85..... Earnest Jackson at Vikings (W).....106 (2)	11/15/53..... Don Johnson* vs. Colts (W).....100 (2)
11/17/85..... Earnest Jackson at Cardinals (W).....162 (1)	12/02/51..... Frank Ziegler at Washington (W).....136 (0)
10/13/85..... Earnest Jackson vs. Cardinals (W).....103 (0)	11/19/50..... Frank Ziegler vs. Cardinals (L).....113 (0)
12/09/84..... Wilbert Montgomery vs. Patriots (W).....100 (1)	11/12/50..... Steve Van Buren at Washington (W).....108 (1)
12/19/82..... Wilbert Montgomery vs. Oilers (W).....147 (3)	10/15/50..... Toy Ledbetter* at Colts (W).....107 (1)
12/20/81..... Wilbert Montgomery vs. Cardinals (W).....108 (1)	10/07/50..... Frank Ziegler vs. Rams (W).....106 (1)
12/06/81..... Wilbert Montgomery at Washington (L).....116 (0)	12/18/49..... Steve Van Buren at Rams (W).....196 (0)
11/22/81..... Wilbert Montgomery vs. Giants (L).....102 (0)	11/27/49..... Steve Van Buren vs. Steelers (W).....205 (0)
11/15/81..... Wilbert Montgomery vs. Colts (W).....115 (0)	11/20/49..... Steve Van Buren vs. Bulldogs (W).....174 (2)
11/08/81..... Wilbert Montgomery at Cardinals (W).....118 (0)	10/30/49..... Steve Van Buren at Steelers (W).....103 (2)
10/25/81..... Wilbert Montgomery vs. Buccaneers (W).....119 (1)	10/23/49..... Bosh Pritchard vs. Washington (W).....128 (1)
09/17/81..... Wilbert Montgomery at Bills (W).....125 (0)	10/03/49..... Steve Van Buren at Lions (W).....135 (2)
09/13/81..... Wilbert Montgomery vs. Patriots (W).....137 (0)	11/21/48..... Steve Van Buren vs. Washington (W).....171 (1)
01/11/81..... Wilbert Montgomery vs. Cowboys (W).....194 (1)	11/14/48..... Steve Van Buren vs. Yanks (W).....137 (0)
09/14/80..... Wilbert Montgomery at Vikings (W).....169 (2)	11/07/48..... Steve Van Buren at Giants (W).....143 (2)
12/02/79..... Wilbert Montgomery vs. Lions (W).....108 (1)	10/31/48..... Steve Van Buren at Steelers (W).....109 (1)
11/25/79..... Leroy Harris at Packers (W).....137 (0)	11/02/47..... Steve Van Buren at Washington (W).....138 (2)
11/18/79..... Wilbert Montgomery vs. Cardinals (W).....118 (0)	10/19/47..... Steve Van Buren at Steelers (L).....133 (0)
11/12/79..... Wilbert Montgomery at Cowboys (W).....127 (1)	10/05/47..... Steve Van Buren vs. Giants (W).....105 (0)
11/04/79..... Wilbert Montgomery vs. Browns (L).....197 (1)	11/24/46..... Steve Van Buren vs. Washington (L).....130 (0)
10/14/79..... Wilbert Montgomery at Cardinals (W).....117 (1)	12/09/45..... Steve Van Buren vs. Yanks (W).....100 (3)
10/07/79..... Wilbert Montgomery vs. Washington (W).....127 (3)	12/02/45..... Steve Van Buren at Giants (L).....100 (2)
09/23/79..... Wilbert Montgomery at Giants (W).....126 (0)	11/18/45..... Steve Van Buren vs. Steelers (W).....107 (2)
12/17/78..... Mike Hogan vs. Giants (W).....100 (0)	11/11/45..... Steve Van Buren vs. Giants (W).....129 (2)
Wilbert Montgomery vs. Giants (W).....130 (2)	11/05/44..... Steve Van Buren* at Tigers (W).....129 (2)
12/03/78..... Wilbert Montgomery at Vikings (L).....115 (1)	11/28/43..... Jack Hinkle at Washington (W).....117 (1)
10/15/78..... Wilbert Montgomery vs. Washington (W).....125 (1)	11/21/43..... Jack Hinkle vs. Lions (W).....132 (1)
10/01/78..... Wilbert Montgomery at Colts (W).....144 (1)	11/15/42..... Bosh Pritchard* at Dodgers (W).....104 (0)
09/24/78..... Wilbert Montgomery vs. Dolphins (W).....111 (0)	09/13/36..... Swede Hanson vs. Giants (W).....107 (0)
09/17/78..... Wilbert Montgomery at Saints (W).....104 (0)	11/11/34..... Swede Hanson vs. Dodgers (L).....118 (0)
12/18/77..... Wilbert Montgomery* vs. Jets (W).....103 (2)	11/06/34..... Swede Hanson vs. Reds (W).....190 (2)
10/09/77..... Herb Lusk at Giants (W).....117 (2)	09/16/34..... Swede Hanson at Packers (L).....116 (1)
12/12/76..... Mike Hogan* vs. Seahawks (W).....104 (0)	
Tom Sullivan vs. Seahawks (W).....121 (2)	
09/27/76..... Mike Hogan* vs. Washington (L) (OT).....100 (0)	
11/25/73..... Tom Sullivan vs. Giants (W).....156 (1)	
10/07/73..... Norm Bulaich at Bills (L).....104 (0)	
Tom Sullivan at Bills (L).....155 (0)	
09/23/73..... Tom Sullivan at Giants (T).....100 (1)	
12/21/69..... Cyril Pinder at 49ers (L).....128 (1)	
12/07/69..... Tom Woodeshick vs. Washington (L).....102 (0)	
11/16/69..... Tom Woodeshick vs. Rams (L).....130 (1)	
12/08/68..... Tom Woodeshick vs. Saints (W).....122 (1)	
09/22/68..... Tom Woodeshick vs. Giants (L).....129 (1)	
10/29/67..... Tom Woodeshick vs. Cowboys (W).....101 (1)	
10/08/67..... Tom Woodeshick at Falcons (W).....129 (1)	
12/18/66..... Tom Woodeshick at Washington (W).....105 (2)	
12/04/66..... Jack Concannon (QB) vs. Steelers (W).....129 (1)	
10/23/66..... Timmy Brown at Giants (W).....100 (0)	
09/18/66..... Izzy Lang vs. Falcons (W).....114 (1)	

\* Rookie | *Playoff Game*



RICKY WATTERS



RECEPTIONS							
Rk	Player	G	Rec	Yds	Avg	Lg	TD
1.	Harold Carmichael (1971-83)	180	589	8,978	15.2	85t	79
2.	Zach Ertz (TE) (2013-21)	123	579	6,267	10.8	60	38
3.	Pete Retzlaff (TE) (1956-66)	132	452	7,412	16.4	84	47
4.	Brian Westbrook (RB) (2002-09)	107	426	3,790	8.9	62	29
5.	Brent Celek (TE) (2007-17)	175	398	4,998	12.6	73	31
<b>6.</b>	<b>Dallas Goedert (TE) (2018-)</b>	<b>104</b>	<b>389</b>	<b>4,488</b>	<b>11.5</b>	<b>61</b>	<b>31</b>
7.	DeSean Jackson (2008-13, '19-20)	95	379	6,512	17.2	91t	35
8.	Pete Pihos (E) (1947-55)	107	373	5,619	15.1	66t	61
9.	Keith Byars (RB) (1986-92)	105	371	3,532	9.5	60	13
<b>10.</b>	<b>DeVonta Smith (2021-)</b>	<b>75</b>	<b>368</b>	<b>4,813</b>	<b>13.1</b>	<b>79t</b>	<b>30</b>
11.	Mike Quick (1982-90)	101	363	6,464	17.8	99t	61
12.	Jeremy Maclin (2009-14)	75	343	4,771	13.9	83t	36
<b>13.</b>	<b>A.J. Brown (2022-)</b>	<b>58</b>	<b>317</b>	<b>4,730</b>	<b>14.9</b>	<b>78t</b>	<b>31</b>
14.	Bobby Walston (WR/K) (1951-62)	148	311	5,363	17.2	75t	46
15.	Fred Barnett (1990-95)	81	308	4,634	15.0	95t	28
16.	LeSean McCoy (RB) (2009-14)	90	300	2,282	7.6	70	10
17.	Jason Avant (2006-13)	116	297	3,646	12.3	58	12
18.	Calvin Williams (1990-96)	93	295	3,840	13.0	80t	34
19.	Tommy McDonald (FL) (1957-63)	88	287	5,499	19.2	91t	66
20.	Duce Staley (RB) (1997-2003)	98	275	2,498	9.1	52t	10

RECEIVING YARDS

Rk	Player	Yds
1.	Harold Carmichael (1971-83)	8,978
2.	Pete Retzlaff (E) (1956-66)	7,412
3.	DeSean Jackson (2008-13, '19-20)	6,512
4.	Mike Quick (1982-90)	6,464
5.	Zach Ertz (TE) (2013-21)	6,267
6.	Pete Pihos (E) (1947-55)	5,619
7.	Tommy McDonald (FL) (1957-63)	5,499
8.	Bobby Walston (WR/K) (1951-62)	5,363
9.	Brent Celek (TE) (2007-17)	4,998
<b>10.</b>	<b>DeVonta Smith (2021-)</b>	<b>4,813</b>
11.	Jeremy Maclin (2009-14)	4,771
12.	Ben Hawkins (FL) (1966-73)	4,764
<b>13.</b>	<b>A.J. Brown (2022-)</b>	<b>4,730</b>
14.	Fred Barnett (1990-95)	4,634
<b>15.</b>	<b>Dallas Goedert (TE) (2019-)</b>	<b>4,488</b>
16.	Calvin Williams (1990-96)	3,840
17.	Brian Westbrook (RB) (2002-09)	3,790
18.	Jason Avant (2006-13)	3,646
19.	Keith Byars (RB) (1986-92)	3,532
20.	Harold Jackson (1969-72)	3,493

RECEIVING AVERAGE

Rk	Player	Avg
1.	Tommy McDonald (FL) (1957-63)	19.2
2.	Ben Hawkins (FL) (1966-73)	18.3
3.	Mike Quick (1982-90)	17.8
4t.	DeSean Jackson (2008-13, '19-20)	17.2
	Bobby Walston (WR/K) (1951-62)	17.2
6.	Pete Retzlaff (E) (1956-66)	16.4
7.	Harold Jackson (1969-72)	16.3
8.	Charlie Smith (1974-81)	15.4
9.	Harold Carmichael (1971-83)	15.2
<b>10.</b>	<b>A.J. Brown (2022-)</b>	<b>14.9</b>

TOUCHDOWNS

Rk	Player	TD
1.	Harold Carmichael (1971-83)	79
2.	Tommy McDonald (FL) (1957-63)	66
3t.	Mike Quick (1982-90)	61
	Pete Pihos (E) (1947-55)	61
5.	Pete Retzlaff (E) (1956-66)	47
6.	Bobby Walston (WR/K) (1951-62)	46
7.	Zach Ertz (TE) (2013-21)	38
8.	Jeremy Maclin (2009-14)	36
9.	DeSean Jackson (2008-13, '19-20)	35
10.	Calvin Williams (1990-96)	34

CONSECUTIVE GAMES WITH RECEIVING TOUCHDOWN

Rk	Player	Games
1t.	Mike Quick (1985)	6
	Pete Pihos (1947-48)	6
3t.	5x, last: DeSean Jackson (2009)	5



HAROLD CARMICHAEL



ZACH ERTZ



RECEPTIONS

Rk	Player	Rec	Yds	Avg	Lg	TD
1.	Zach Ertz (TE) (2018)	116	1,163	10.0	34	8
2.	<b>A.J. Brown (2023)</b>	<b>106</b>	<b>1,456</b>	<b>13.7</b>	<b>59</b>	<b>7</b>
3.	<b>DeVonta Smith (2022)</b>	<b>95</b>	<b>1,196</b>	<b>12.6</b>	<b>45</b>	<b>7</b>
4.	Brian Westbrook (RB) (2007)	90	771	8.6	57t	5
5t.	<b>A.J. Brown (2022)</b>	<b>88</b>	<b>1,496</b>	<b>17.0</b>	<b>78t</b>	<b>11</b>
	Zach Ertz (TE) (2019)	88	916	10.4	30	6
	Irving Fryar (1996)	88	1,195	13.6	42	<u>11</u>
8.	Irving Fryar (1997)	86	1,316	15.3	72t	6
9t.	Jordan Matthews (2015)	85	997	11.7	78t	8
	Jeremy Maclin (2014)	85	1,318	15.5	72	10

Led NFL Led Conference



MIKE QUICK

RECEIVING YARDS

Rk	Player	Yds
1.	<b>A.J. Brown (2022)</b> .....	<b>1,496</b>
2.	<b>A.J. Brown (2023)</b> .....	<b>1,456</b>
3.	Mike Quick (1983) .....	1,409
4.	DeSean Jackson (2013).....	1,332
5.	Jeremy Maclin (2014).....	1,318
6.	Irving Fryar (1997).....	1,316
7.	Ben Hawkins (FL) (1967).....	1,265
8.	Mike Quick (1985).....	1,247
9.	Terrell Owens (2004) .....	1,200
10.	<b>DeVonta Smith (2022)</b> .....	<b>1,196</b>
11.	Irving Fryar (1996).....	1,195
12.	Pete Retzlaff (TE) (1965).....	1,190
13.	Zach Ertz (TE) (2018).....	1,163
14.	DeSean Jackson (2009).....	1,156
15.	Tommy McDonald (FL) (1962).....	1,146
16.	Tommy McDonald (FL) (1961).....	1,144
17.	Fred Barnett (1994).....	1,127
18t.	Harold Carmichael (1973).....	1,116
	Harold Jackson (1969).....	1,116
20.	Kevin Curtis (2007).....	1,110
21.	Fred Barnett (1992).....	1,083
22.	<b>A.J. Brown (2024)</b> .....	<b>1,079</b>
23.	Harold Carmichael (1978).....	1,072
24.	<b>DeVonta Smith (2023)</b> .....	<b>1,066</b>
25.	DeSean Jackson (2010).....	1,056

TOUCHDOWNS

Rk	Player	TD
1.	Terrell Owens (2004).....	14
2t.	Mike Quick (1983).....	13
	Tommy McDonald (FL) (1961).....	13
	Tommy McDonald (FL) (1960).....	13
5t.	<b>A.J. Brown (2022)</b> .....	<b>11</b>
	Irving Fryar (1996).....	11
	Cris Carter (1989).....	11
	Mike Quick (1987).....	11
	Mike Quick (1985).....	11
	Harold Carmichael (1979).....	11
	Bobby Walston (WR/K) (1954).....	11
	Pete Pihos (E) (1948).....	11
13t.	Jeremy Maclin (2014).....	10
	Jeremy Maclin (2010).....	10
	Calvin Williams (1993).....	10
	Ben Hawkins (FL) (1967).....	10
	Pete Retzlaff (TE) (1965).....	10
	Tommy McDonald (FL) (1962).....	10
	Tommy McDonald (FL) (1959).....	10
	Pete Pihos (E) (1954).....	10
	Pete Pihos (E) (1953).....	10

300-100-100 PERFORMANCES IN SAME GAME

Date	300+ Yard Passer (Yds)	100+ Yard Rusher (Yds)	100+ Yard Receiver (Yds)
9/22/24 at Saints	<b>Jalen Hurts</b> (311)	<b>Saquon Barkley</b> (147)	<b>Dallas Goedert</b> (170)
9/23/07 vs. Lions	Donovan McNabb (381)	Brian Westbrook (110)	Kevin Curtis (221)
10/22/06 at Buccaneers	Donovan McNabb (302)	Brian Westbrook (101)	Brian Westbrook (111)
10/1/00 vs. Falcons	Donovan McNabb (311)	Brian Mitchell (105)	Brian Westbrook (113)
12/13/92 at Seahawks	Randall Cunningham (365)	Herschel Walker (111)	Torrance Small (122)
11/29/87 at Patriots	Randall Cunningham (314)	Anthony Toney (123)	Fred Barnett (161)
11/7/65 at Browns	Norm Snead (362)	Timmy Brown (186)	Mike Quick (121)
11/25/62 vs. Cowboys	Sonny Jurgensen (342)	Timmy Brown (107)	Pete Retzlaff (151)
11/15/53 vs. Colts	Bobby Thomason (329)	Don Johnson (100)	Pete Retzlaff (113)
			Tommy McDonald (108)
			Pete Pihos (118)
			Bobby Walston (110)



RECEPTIONS

Rk	Player	Rec
1.	Zach Ertz (TE) (12/20/14 at Washington).....	15
2t.	Zach Ertz (TE) (11/11/18 vs. Cowboys).....	14
	Brian Westbrook (RB) (11/4/07 vs. Cowboys).....	14
	Don Looney (E) (12/1/40 at Washington).....	14
5t.	Zach Ertz (TE) (1/1/17 vs. Cowboys).....	13
	Zach Ertz (TE) (12/26/15 vs. Washington).....	13
	Jeremy Maclin (9/18/11 at Falcons).....	13
8t.	Zach Ertz (TE) (12/24/19 vs. Seahawks).....	12
	Zach Ertz (TE) (12/23/18 vs. Texans).....	12
	Jeremy Maclin (10/26/14 at Cardinals).....	12
	LeSean McCoy (RB) (10/3/10 vs. Washington).....	12
	Brian Westbrook (RB) (11/19/06 vs. Titans).....	12
	Keith Byars (RB) (9/30/90 vs. Colts).....	12
	Keith Jackson (TE) (11/19/89 vs. Vikings).....	12
	Keith Jackson (TE) (9/17/89 at Washington).....	12
	John Spagnola (TE) (10/6/85 at Saints).....	12
	Harold Carmichael (10/14/73 at Cardinals).....	12

RECEIVING YARDS

Rk	Player	Yds
1.	Tommy McDonald (FL) (12/10/61 vs. Giants).....	237
2.	Kevin Curtis (9/23/07 vs. Lions).....	221
3.	DeSean Jackson (12/12/10 at Cowboys).....	210
4.	Pete Retzlaff (TE) (11/14/65 vs. Washington).....	204
5.	Bud Grant (E) (12/7/52 vs. Texans).....	203
6.	Timmy Brown (B) (12/16/62 at Cardinals).....	199
7.	Ben Hawkins (FL) (10/22/67 at Cardinals).....	197
8.	DeSean Jackson (12/15/13 at Vikings).....	195
9.	Harold Jackson (10/11/70 at Giants).....	194
10t.	DeSean Jackson (9/15/13 vs. Chargers).....	193
	Fred Barnett (9/13/92 at Cardinals).....	193

TOUCHDOWNS

Rk	Player	TD
1t.	Irving Fryar (10/20/96 vs. Dolphins).....	4
	Ben Hawkins (FL) (9/28/69 vs. Steelers).....	4
3t.	<b>24x, last: A.J. Brown (10/30/22 vs. Steelers)</b> .....	3



DeSEAN JACKSON

200+ RECEIVING YARDS

200+ YARD RECEIVING GAMES, Career

Rk	Player	Games
1t.	DeSean Jackson (2008-13, '19-20).....	1
	Kevin Curtis (2007-09).....	1
	Pete Retzlaff (TE) (1956-66).....	1
	Tommy McDonald (FL) (1957-63).....	1
	Bud Grant (E) (1951-52).....	1

150+ RECEIVING YARDS

150+ YARD RECEIVING GAMES, Career

Rk	Player	Games
1.	DeSean Jackson (2008-13, '19-20).....	8
2t.	Jeremy Maclin (2009-14).....	5
	Tommy McDonald (FL) (1957-63).....	5
4t.	<b>A.J. Brown (2022-)</b> .....	4
	Fred Barnett (1990-95).....	4
	Ben Hawkins (FL) (1966-73).....	4

100+ RECEIVING YARDS

100+ YARD RECEIVING GAMES, Career

Rk	Player	Games
1.	Pete Retzlaff (TE) (1956-66).....	23
2t.	<b>A.J. Brown (2022-)</b> .....	21
	DeSean Jackson (2008-13, '19-20).....	21
	Mike Quick (1982-90).....	21
	Harold Carmichael (1971-83).....	21
6.	Tommy McDonald (FL) (1957-63).....	17
7t.	<b>DeVonta Smith (2021-)</b> .....	15
	Fred Barnett (1990-95).....	15
9t.	Jeremy Maclin (2009-14).....	14
	Pete Pihos (E) (1947-55).....	14
11t.	Ben Hawkins (FL) (1966-73).....	13
	Harold Jackson (1969-72).....	13

\*Includes playoff games\*

100+ YARD RECEIVING GAMES, Season

Rk	Player	Games
1t.	<b>A.J. Brown (2023)</b> .....	7
	Terrell Owens (2004).....	7
3t.	Irving Fryar (1997).....	6
	Mike Quick (1983).....	6
5t.	<b>13x, last: A.J. Brown (2024)</b> .....	5

\*Regular season only\*

CONSECUTIVE 100+ YARD RECEIVING GAMES

Rk	Player	Games
1.	<b>A.J. Smith (2023)</b> .....	6
2t.	Terrell Owens (2004).....	5
	Harold Jackson (1971-72).....	5
4.	Mike Quick (1983).....	4
5t.	<b>8x, last: DeVonta Smith (2022)</b> .....	3

\*Regular season only\*



100+ YARD RECEIVING GAMES (TDs)

11/28/25 ..... A.J. Brown vs. Bears (L).....	10, 132 (2)	09/25/16..... Darren Sproles (RB) vs. Steelers (W).....	6, 128 (1)
11/23/25 ..... A.J. Brown at Cowboys (L).....	8, 110 (1)	09/11/16..... Jordan Matthews vs. Browns (W).....	7, 114 (1)
10/19/25 ..... DeVonta Smith at Vikings (W).....	9, 183 (1)	01/03/16..... Zach Ertz (TE) at Giants (W).....	9, 152 (0)
A.J. Brown at Vikings (W).....	4, 121 (2)	12/26/15..... Zach Ertz (TE) vs. Washington (L).....	13, 122 (0)
10/09/25 ..... Dallas Goedert at Giants (L).....	9, 110 (1)	Jordan Matthews vs. Washington (L).....	6, 104 (1)
10/05/25 ..... DeVonta Smith vs. Broncos (L).....	8, 114 (0)	12/20/15..... Jordan Matthews vs. Cardinals (L).....	8, 159 (1)
09/21/25 ..... A.J. Brown vs. Rams (W).....	6, 109 (1)	11/15/15..... Brent Celek (TE) vs. Dolphins (L).....	4, 134 (0)
12/29/24 ..... DeVonta Smith vs. Cowboys (W).....	6, 120 (2)	11/08/15..... Jordan Matthews at Cowboys (W).....	9, 133 (1)
12/15/24 ..... A.J. Brown vs. Steelers (W).....	8, 110 (1)	09/14/15..... Jordan Matthews at Falcons (L).....	10, 102 (0)
DeVonta Smith vs. Steelers (W).....	11, 109 (1)	12/28/14..... Jordan Matthews* at Giants (W).....	8, 105 (1)
11/24/24 ..... A.J. Brown at Rams (W).....	6, 109 (1)	12/20/14..... Zach Ertz (TE) at Washington (L).....	15, 115 (0)
11/10/24 ..... A.J. Brown at Cowboys (W).....	5, 109 (0)	11/27/14..... Jeremy Maclin at Cowboys (W).....	8, 108 (0)
10/13/24 ..... A.J. Brown vs. Browns (W).....	6, 116 (1)	11/16/14..... Jordan Matthews* at Packers (L).....	5, 107 (1)
09/22/24 ..... Dallas Goedert at Saints (W).....	10, 170 (0)	11/10/14..... Brent Celek (TE) vs. Panthers (W).....	5, 116 (0)
09/06/24 ..... A.J. Brown vs. Packers (W).....	5, 119 (1)	Jordan Matthews* vs. Panthers (W).....	7, 138 (2)
01/16/24 ..... DeVonta Smith at Buccaneers (L).....	8, 148 (0)	11/02/14..... Jeremy Maclin at Texans (W).....	6, 158 (2)
12/03/23 ..... A.J. Brown vs. 49ers (L).....	8, 114 (0)	10/26/14..... Jeremy Maclin at Cardinals (L).....	12, 187 (2)
11/26/23 ..... DeVonta Smith vs. Bills (W).....	7, 106 (1)	09/21/14..... Jeremy Maclin vs. Washington (W).....	8, 154 (1)
10/29/23 ..... A.J. Brown at Commanders (W).....	8, 130 (2)	09/15/14..... Darren Sproles (RB) at Colts (W).....	7, 152 (0)
10/22/23 ..... A.J. Brown vs. Dolphins (W).....	10, 137 (1)	12/15/13..... DeSean Jackson at Vikings (L).....	10, 195 (1)
10/15/23 ..... A.J. Brown at Jets (L).....	7, 131 (0)	11/10/13..... Riley Cooper at Packers (W).....	3, 102 (2)
10/08/23 ..... A.J. Brown at Rams (W).....	6, 127 (0)	11/03/13..... Riley Cooper at Raiders (W).....	5, 139 (3)
Dallas Goedert at Rams (W).....	8, 117 (1)	DeSean Jackson at Raiders (W).....	5, 150 (1)
10/01/23 ..... A.J. Brown vs. Commanders (W).....	9, 175 (2)	10/13/13..... Riley Cooper at Buccaneers (W).....	4, 120 (1)
09/25/23 ..... A.J. Brown at Buccaneers (W).....	9, 131 (0)	10/06/13..... DeSean Jackson at Giants (W).....	7, 132 (1)
09/14/23 ..... DeVonta Smith vs. Vikings (W).....	4, 131 (1)	09/15/13..... DeSean Jackson vs. Chargers (L).....	9, 193 (1)
02/12/23 ..... DeVonta Smith vs. Chiefs (L).....	7, 100 (0)	LeSean McCoy (RB) vs. Chargers (L).....	5, 114 (0)
01/01/23 ..... DeVonta Smith vs. Saints (L).....	9, 115 (0)	09/09/13..... DeSean Jackson at Washington (W).....	7, 104 (1)
12/24/22 ..... DeVonta Smith at Cowboys (L).....	8, 113 (2)	12/23/12..... Jeremy Maclin vs. Washington (L).....	8, 116 (1)
A.J. Brown at Cowboys (L).....	6, 103 (0)	12/09/12..... Jason Avant at Buccaneers (W).....	7, 133 (0)
12/18/22 ..... A.J. Brown at Bears (W).....	9, 181 (0)	Jeremy Maclin at Buccaneers (W).....	9, 104 (1)
DeVonta Smith at Bears (W).....	5, 126 (0)	11/05/12..... DeSean Jackson at Saints (L).....	3, 100 (1)
12/04/22 ..... A.J. Brown vs. Titans (W).....	8, 119 (2)	10/14/12..... Jeremy Maclin vs. Lions (L).....	6, 130 (1)
DeVonta Smith vs. Titans (W).....	5, 102 (1)	09/16/12..... Brent Celek (TE) vs. Ravens (W).....	8, 157 (0)
11/03/22 ..... Dallas Goedert at Texans (W).....	8, 100 (1)	DeSean Jackson vs. Ravens (W).....	7, 114 (0)
10/30/22 ..... A.J. Brown vs. Steelers (W).....	6, 156 (3)	01/01/12..... Jeremy Maclin vs. Washington (W).....	8, 105 (0)
09/25/22 ..... DeVonta Smith at Commanders (W).....	8, 169 (1)	12/18/11..... Brent Celek (TE) vs. Jets (W).....	5, 156 (1)
09/11/22 ..... A.J. Brown at Lions (W).....	10, 155 (0)	11/27/11..... Jason Avant vs. Patriots (L).....	8, 110 (1)
12/21/21 ..... Dallas Goedert vs. Washington (W).....	7, 135 (0)	10/16/11..... Jeremy Maclin at Washington (W).....	5, 101 (0)
12/05/21 ..... Dallas Goedert at Jets (W).....	6, 105 (2)	10/09/11..... Jason Avant at Bills (L).....	9, 139 (0)
11/07/21 ..... DeVonta Smith vs. Chargers (L).....	5, 116 (1)	10/02/11..... DeSean Jackson vs. 49ers (L).....	6, 171 (0)
10/03/21 ..... DeVonta Smith vs. Chiefs (L).....	7, 122 (0)	09/18/11..... Jeremy Maclin at Falcons (L).....	13, 171 (2)
09/19/21 ..... Quez Watkins vs. 49ers (L).....	2, 117 (0)	09/11/11..... DeSean Jackson at Rams (W).....	6, 102 (1)
10/11/20 ..... Travis Fulgham at Steelers (L).....	10, 152 (1)	12/12/10..... DeSean Jackson at Cowboys (W).....	4, 210 (1)
09/13/20 ..... Dallas Goedert (TE) at Washington (L).....	8, 101 (1)	11/21/10..... Jeremy Maclin vs. Giants (W).....	9, 120 (0)
12/01/19 ..... Alshon Jeffery at Dolphins (L).....	9, 137 (1)	11/07/10..... DeSean Jackson vs. Colts (W).....	7, 109 (1)
11/03/19 ..... Zach Ertz (TE) vs. Bears (W).....	9, 103 (1)	10/17/10..... Jeremy Maclin vs. Falcons (W).....	7, 159 (2)
09/15/19 ..... Nelson Agholor at Falcons (L).....	8, 107 (1)	10/03/10..... LeSean McCoy (RB) vs. Washington (L).....	12, 110 (0)
09/08/19 ..... DeSean Jackson vs. Washington (W).....	8, 154 (2)	09/26/10..... DeSean Jackson at Jaguars (W).....	5, 153 (1)
12/23/18 ..... Nelson Agholor vs. Texans (W).....	5, 116 (1)	09/19/10..... DeSean Jackson at Lions (W).....	4, 135 (1)
Zach Ertz (TE) vs. Texans (W).....	12, 110 (2)	01/09/10..... Jeremy Maclin* at Cowboys (L).....	7, 146 (1)
12/16/18 ..... Alshon Jeffery at Rams (W).....	8, 160 (0)	12/27/09..... Brent Celek (TE) vs. Broncos (W).....	4, 121 (1)
11/11/18 ..... Zach Ertz (TE) vs. Cowboys (L).....	14, 145 (2)	12/20/09..... DeSean Jackson vs. 49ers (W).....	6, 140 (1)
10/21/18 ..... Zach Ertz (TE) vs. Panthers (L).....	9, 138 (0)	12/13/09..... DeSean Jackson at Giants (W).....	6, 178 (1)
10/07/18 ..... Zach Ertz (TE) vs. Vikings (L).....	10, 110 (1)	11/22/09..... DeSean Jackson at Bears (W).....	8, 107 (1)
09/30/18 ..... Zach Ertz (TE) at Titans (L).....	10, 112 (0)	11/15/09..... Jason Avant at Chargers (L).....	8, 156 (0)
Alshon Jeffery at Titans (L).....	8, 105 (1)	10/11/09..... Jeremy Maclin* vs. Buccaneers (W).....	6, 142 (2)
02/04/18 ..... Corey Clement* (RB) at Patriots (W).....	4, 100 (1)	09/27/09..... Brent Celek (TE) vs. Chiefs (W).....	8, 104 (1)
12/10/17 ..... Torrey Smith at Rams (W).....	6, 100 (0)	DeSean Jackson vs. Chiefs (W).....	6, 149 (1)
12/03/17 ..... Nelson Agholor at Seahawks (L).....	7, 141 (1)	09/20/09..... Brent Celek (TE) vs. Saints (L).....	8, 104 (0)
11/26/17 ..... Zach Ertz (TE) vs. Bears (W).....	10, 103 (1)	DeSean Jackson vs. Saints (L).....	4, 101 (1)
01/01/17 ..... Zach Ertz (TE) vs. Cowboys (W).....	13, 139 (2)	01/18/09..... Kevin Curtis at Cardinals (L).....	4, 122 (0)
12/11/16 ..... Zach Ertz (TE) vs. Washington (L).....	10, 112 (0)	12/15/08..... Jason Avant vs. Browns (W).....	5, 101 (0)




100+ YARD RECEIVING GAMES (TDs)

11/02/08 ..... Brent Celek (TE) at Seahawks (W).....6, 131 (0)	11/06/94 ..... Fred Barnett vs. Cardinals (W).....11, 173 (2)
09/15/08 ..... DeSean Jackson* at Cowboys (L).....6, 110 (0)	10/24/94 ..... Fred Barnett vs. Oilers (W) .....5, 187 (1)
09/07/08 ..... Hank Baskett vs. Rams (W).....2, 102 (1)	10/02/94 ..... Calvin Williams at 49ers (W).....9, 122 (0)
DeSean Jackson* vs. Rams (W) - NFL debut.....6, 106 (0)	09/12/94 ..... Fred Barnett vs. Bears (W).....8, 102 (0)
Greg Lewis vs. Rams (W) .....5, 104 (0)	01/03/94 ..... James Joseph (RB) at 49ers (W) (OT).....6, 109 (0)
12/02/07 ..... Kevin Curtis vs. Seahawks (L).....6, 111 (1)	12/19/93 ..... Calvin Williams at Colts (W).....6, 105 (1)
10/28/07 ..... Reggie Brown at Vikings (W) .....8, 105 (0)	12/12/93 ..... Herschel Walker (RB) vs. Bills (L) .....11, 109 (0)
10/14/07 ..... Kevin Curtis at Jets (W).....5, 121 (1)	11/28/93 ..... Herschel Walker (RB) at Washington (W).....10, 103 (0)
09/23/07 ..... Kevin Curtis vs. Lions (W) .....11, 221 (3)	09/19/93 ..... Calvin Williams vs. Washington (W).....8, 181 (3)
Brian Westbrook (RB) vs. Lions (W).....5, 111 (1)	01/03/93 ..... <i>Fred Barnett at Saints (W)</i> .....4, 102 (2)
01/13/07 ..... <i>Donté Stallworth at Saints (L)</i> .....3, 100 (1)	12/13/92 ..... Fred Barnett at Seahawks (W) (OT).....9, 161 (0)
12/31/06 ..... Hank Baskett* vs. Falcons (W).....7, 177 (1)	09/20/92 ..... Fred Barnett vs. Broncos (W).....5, 102 (1)
12/04/06 ..... Donté Stallworth vs. Panthers (W).....4, 111 (1)	Calvin Williams vs. Broncos (W) .....5, 108 (2)
11/12/06 ..... Donté Stallworth vs. Washington (W).....6, 139 (1)	09/13/92 ..... Fred Barnett at Cardinals (W).....8, 193 (2)
10/22/06 ..... Brian Westbrook (RB) at Buccaneers (L) .....7, 113 (1)	11/17/91 ..... Fred Barnett vs. Bengals (W).....6, 108 (0)
10/15/06 ..... Reggie Brown at Saints (W).....6, 121 (1)	11/10/91 ..... Fred Barnett at Browns (W).....8, 146 (1)
10/08/06 ..... Hank Baskett* vs. Cowboys (W) .....3, 112 (1)	09/22/91 ..... Roy Green vs. Steelers (W) .....6, 114 (0)
09/24/06 ..... Reggie Brown at 49ers (W).....5, 106 (0)	09/15/91 ..... Fred Barnett at Cowboys (W).....7, 111 (1)
09/17/06 ..... L.J. Smith (TE) vs. Giants (L) (OT).....7, 111 (0)	09/01/91 ..... Keith Byars (RB) at Packers (W).....8, 111 (1)
09/10/06 ..... Donté Stallworth at Texans (W) .....6, 141 (1)	01/05/91 ..... <i>Keith Jackson (TE) vs. Washington (L)</i> .....5, 116 (0)
10/30/05 ..... Terrell Owens at Broncos (L).....3, 154 (1)	12/16/90 ..... Fred Barnett* vs. Packers (W) .....5, 108 (0)
10/02/05 ..... Terrell Owens at Chiefs (W).....11, 171 (1)	12/02/90 ..... Fred Barnett* at Bills (L).....2, 112 (1)
09/25/05 ..... Brian Westbrook (RB) vs. Raiders (W) .....6, 140 (1)	11/25/90 ..... Keith Byars (RB) vs. Giants (W) .....8, 128 (0)
09/18/05 ..... Terrell Owens vs. 49ers (W).....5, 143 (2)	10/15/90 ..... Fred Barnett* vs. Vikings (W).....4, 114 (1)
L.J. Smith (TE) vs. 49ers (W).....9, 119 (1)	09/30/90 ..... Keith Byars (RB) vs. Colts (L).....12, 133 (0)
09/12/05 ..... Terrell Owens at Falcons (L) .....7, 112 (0)	12/18/89 ..... Keith Byars (RB) at Saints (L).....6, 109 (0)
02/06/05 ..... <i>Terrell Owens vs. Patriots (L)</i> .....9, 122 (0)	10/02/89 ..... Cris Carter at Bears (L) .....8, 113 (0)
12/05/04 ..... Terrell Owens vs. Packers (W).....8, 161 (1)	09/17/89 ..... Keith Byars (RB) at Washington (W).....8, 130 (0)
Brian Westbrook (RB) vs. Packers (W).....11, 156 (3)	Keith Jackson (TE) at Washington (W).....12, 126 (3)
11/21/04 ..... Todd Pinkston vs. Washington (W).....5, 106 (0)	09/10/89 ..... Mike Quick vs. Seahawks (W).....6, 140 (1)
11/15/04 ..... Terrell Owens at Cowboys (W).....6, 134 (3)	12/31/88 ..... <i>Keith Byars (RB) at Bears (L)</i> .....9, 103 (0)
10/31/04 ..... Terrell Owens vs. Ravens (W).....8, 101 (1)	<i>Keith Jackson* (TE) at Bears (L)</i> .....7, 142 (0)
10/24/04 ..... Terrell Owens at Browns (W) (OT).....4, 109 (2)	10/10/88 ..... Cris Carter vs. Giants (W).....5, 162 (1)
Todd Pinkston at Browns (W) (OT).....6, 100 (0)	09/18/88 ..... Mike Quick at Washington (L) .....4, 105 (1)
10/17/04 ..... Terrell Owens vs. Panthers (W).....4, 123 (0)	12/20/87 ..... Mike Quick at Jets (W).....6, 148 (2)
10/03/04 ..... Terrell Owens at Bears (W).....8, 110 (1)	11/29/87 ..... Mike Quick at Patriots (W) (OT).....5, 121 (2)
09/26/04 ..... Terrell Owens at Lions (W).....6, 107 (1)	10/18/87 ..... Otis Grant at Packers (L) (OT).....7, 135 (0)
12/21/03 ..... Todd Pinkston vs. 49ers (L) (OT) .....5, 121 (1)	10/11/87 ..... Kevin Bowman at Cowboys (L).....5, 123 (1)
09/22/02 ..... Antonio Freeman vs. Cowboys (W).....6, 118 (1)	12/07/86 ..... Mike Quick vs. Cardinals (T) (OT).....5, 127 (0)
09/16/02 ..... James Thrash at Washington (W).....6, 107 (1)	11/30/86 ..... Mike Quick at Raiders (W) (OT).....8, 145 (3)
12/30/01 ..... James Thrash vs. Giants (W).....7, 143 (1)	09/21/86 ..... Kenny Jackson vs. Broncos (L) .....5, 127 (1)
12/22/01 ..... Duce Staley (RB) at 49ers (L).....9, 103 (0)	12/01/85 ..... Mike Quick vs. Vikings (L).....8, 127 (1)
09/23/01 ..... James Thrash at Seahawks (W).....10, 165 (2)	11/10/85 ..... Mike Quick vs. Falcons (W) .....3, 145 (1)
12/10/00 ..... Chad Lewis (TE) at Browns (W) .....5, 100 (0)	11/03/85 ..... Mike Quick at 49ers (L) .....6, 146 (1)
10/01/00 ..... Torrance Small vs. Falcons (W).....4, 122 (1)	10/27/85 ..... Mike Quick vs. Bills (W) .....8, 117 (1)
10/31/99 ..... Torrance Small vs. Giants (L) (OT).....4, 119 (1)	10/20/85 ..... Kenny Jackson vs. Cowboys (W).....6, 134 (1)
11/30/97 ..... Irving Fryar vs. Bengals (W).....7, 122 (0)	10/13/85 ..... Herman Hunter* (RB) vs. Cardinals (W).....6, 120 (1)
11/23/97 ..... Irving Fryar vs. Steelers (W).....7, 116 (1)	10/06/85 ..... John Spagnola (TE) at Saints (L).....12, 124 (2)
11/10/97 ..... Irving Fryar vs. 49ers (L).....9, 138 (0)	12/16/84 ..... Mike Quick at Falcons (L).....7, 135 (1)
10/12/97 ..... Irving Fryar at Jaguars (L) .....10, 124 (3)	12/02/84 ..... John Spagnola (TE) vs. Cowboys (L) .....11, 114 (0)
09/28/97 ..... Irving Fryar at Vikings (L).....9, 120 (1)	11/25/84 ..... Mike Quick at Cardinals (L) .....8, 107 (1)
09/07/97 ..... Irving Fryar vs. Packers (W) .....8, 125 (0)	11/04/84 ..... Mike Quick at Lions (T) (OT).....5, 110 (1)
08/31/97 ..... Michael Timpson at Giants (L) .....9, 125 (0)	10/28/84 ..... Mike Quick vs. Cardinals (L) .....6, 170 (1)
11/24/96 ..... Irving Fryar at Cardinals (L).....7, 131 (0)	09/02/84 ..... Mike Quick at Giants (L).....8, 147 (1)
11/17/96 ..... Chris T. Jones vs. Washington (L).....7, 103 (1)	12/18/83 ..... Harold Carmichael at Cardinals (L) .....5, 102 (0)
11/03/96 ..... Irving Fryar at Cowboys (W).....9, 120 (1)	11/27/83 ..... Melvin Hoover at Washington (L).....4, 128 (0)
10/27/96 ..... Irving Fryar vs. Panthers (W).....7, 143 (0)	Mike Quick at Washington (L) .....5, 104 (2)
10/20/96 ..... Irving Fryar vs. Dolphins (W).....8, 116 (4)	11/06/83 ..... Mike Quick vs. Cowboys (L).....7, 120 (1)
09/15/96 ..... Chris T. Jones vs. Lions (W).....9, 121 (1)	10/02/83 ..... Mike Quick at Falcons (W).....4, 122 (1)
12/30/95 ..... <i>Fred Barnett vs. Lions (W)</i> .....8, 109 (1)	09/25/83 ..... Mike Quick vs. Cardinals (L) .....6, 133 (0)
12/17/95 ..... Calvin Williams vs. Cardinals (W) .....7, 105 (1)	09/18/83 ..... Mike Quick at Broncos (W).....6, 152 (1)
11/12/95 ..... Fred Barnett vs. Broncos (W) .....7, 105 (0)	09/11/83 ..... Harold Carmichael vs. Washington (L).....9, 108 (0)
12/24/94 ..... Calvin Williams at Bengals (L) .....6, 122 (0)	Mike Quick vs. Washington (L).....4, 106 (1)




100+ YARD RECEIVING GAMES (TDs)

11/28/82..... Harold Carmichael at Washington (L).....6, 109 (1)	10/26/69..... Harold Jackson vs. Saints (W).....6, 105 (0)
09/19/82..... Harold Carmichael at Browns (W).....6, 100 (0)	10/19/69..... Harold Jackson at Cowboys (L).....3, 107 (1)
11/08/81..... Harold Carmichael at Cardinals (W).....5, 103 (2)	10/13/69..... Harold Jackson at Colts (L).....8, 138 (1)
11/01/81..... Harold Carmichael vs. Cowboys (L).....5, 151 (1)	10/05/69..... Gary Ballman vs. Cowboys (L).....5, 108 (0)
10/18/81..... Harold Carmichael at Vikings (L).....8, 109 (1)	09/28/69..... Ben Hawkins vs. Steelers (W).....7, 145 (4)
Wilbert Montgomery (RB) at Vikings (L).....10, 143 (1)	11/10/68..... Fred Hill (TE) vs. Washington (L).....9, 114 (0)
12/14/80..... Charlie Smith vs. Cardinals (W).....7, 134 (0)	10/27/68..... Ben Hawkins at Steelers (L).....7, 108 (0)
11/09/80..... Charlie Smith at Saints (W).....9, 137 (0)	10/06/68..... Ben Hawkins at Washington (L).....6, 105 (1)
11/02/80..... Charlie Smith at Seahawks (W).....5, 109 (1)	09/29/68..... Ben Hawkins vs. Cowboys (L).....6, 103 (0)
09/28/80..... Harold Carmichael at Cardinals (L).....5, 108 (0)	12/03/67..... Ben Hawkins at Washington (T).....5, 151 (2)
09/07/80..... Harold Carmichael vs. Broncos (W).....3, 135 (1)	10/22/67..... Ben Hawkins at Cardinals (L).....6, 197 (1)
12/23/79..... <i>Harold Carmichael vs. Bears (W).....6, 111 (2)</i>	10/15/67..... Ben Hawkins vs. 49ers (L).....6, 150 (1)
09/10/79..... Harold Carmichael vs. Falcons (L).....9, 127 (0)	10/01/67..... Ben Hawkins vs. Steelers (W).....8, 187 (2)
12/24/78..... <i>Charlie Smith at Falcons (L).....7, 108 (0)</i>	09/17/67..... Gary Ballman vs. Washington (W).....4, 105 (2)
12/03/78..... Harold Carmichael at Vikings (L).....4, 115 (2)	Ben Hawkins vs. Washington (W).....5, 100 (0)
11/19/78..... Harold Carmichael at Giants (W).....5, 105 (0)	09/25/66..... Pete Retzlaff (TE) vs. Giants (W).....5, 120 (1)
10/29/78..... Harold Carmichael vs. Cardinals (L).....7, 126 (1)	12/05/65..... Ray Poage vs. Cowboys (L).....5, 142 (1)
10/22/78..... Keith Krepfle (TE) at Cowboys (L).....4, 100 (1)	Pete Retzlaff (TE) vs. Cowboys (L).....6, 118 (0)
10/30/77..... Harold Carmichael at Washington (L).....4, 116 (1)	11/28/65..... Pete Retzlaff (TE) at Cardinals (W).....9, 148 (3)
11/09/75..... Charlie Smith vs. Cardinals (L).....7, 102 (0)	11/14/65..... Pete Retzlaff (TE) vs. Washington (W).....7, 204 (0)
12/08/74..... Charle Young (TE) at Giants (W).....9, 103 (1)	11/07/65..... Pete Retzlaff (TE) at Browns (L).....7, 151 (3)
11/17/74..... Charle Young (TE) vs. Cardinals (L).....7, 101 (0)	10/17/65..... Pete Retzlaff (TE) at Giants (L).....6, 133 (1)
12/16/73..... Harold Carmichael at Washington (L).....4, 111 (0)	09/26/65..... Timmy Brown (RB) vs. Giants (L).....8, 106 (0)
Charle Young* (TE) at Washington (L).....5, 104 (1)	09/19/65..... Timmy Brown (RB) vs. Cardinals (W).....7, 129 (1)
12/09/73..... Harold Carmichael vs. Jets (W).....5, 146 (1)	12/13/64..... Pete Retzlaff (TE) at Cardinals (L).....6, 106 (1)
12/02/73..... Charle Young* (TE) at 49ers (L).....6, 112 (1)	11/29/64..... Pete Retzlaff (TE) at Browns (L).....5, 100 (1)
11/18/73..... Charle Young* (TE) at Cowboys (L).....4, 113 (1)	11/08/64..... Pete Retzlaff (TE) at Rams (L).....6, 105 (0)
11/11/73..... Harold Carmichael vs. Falcons (L).....6, 105 (1)	10/25/64..... Bill Mack at Steelers (W).....3, 104 (1)
11/04/73..... Charle Young* (TE) vs. Patriots (W).....8, 108 (2)	10/04/64..... Timmy Brown (RB) vs. Steelers (W).....2, 110 (2)
10/14/73..... Harold Carmichael at Cardinals (W).....12, 187 (2)	09/20/64..... Pete Retzlaff (TE) vs. 49ers (L).....8, 121 (1)
09/30/73..... Norm Bulaich vs. Washington (L).....6, 109 (1)	09/13/64..... Pete Retzlaff (TE) vs. Giants (W).....6, 139 (1)
09/23/73..... Harold Carmichael at Giants (T).....5, 103 (1)	10/13/63..... Tommy McDonald at Washington (W).....8, 139 (2)
12/17/72..... Harold Carmichael at Cardinals (L).....5, 100 (1)	10/06/63..... Pete Retzlaff (TE) vs. Cowboys (W).....4, 107 (0)
11/26/72..... Harold Jackson at Giants (L).....5, 152 (1)	09/15/63..... Tommy McDonald vs. Steelers (T).....7, 179 (2)
10/02/72..... Harold Jackson vs. Giants (L).....9, 138 (0)	12/16/62..... Timmy Brown (RB) at Cardinals (L).....5, 199 (2)
09/24/72..... Harold Jackson vs. Browns (L).....7, 131 (1)	Tommy McDonald at Cardinals (L).....4, 162 (3)
09/17/72..... Harold Jackson at Cowboys (L).....9, 161 (0)	12/09/62..... Pete Retzlaff (TE) vs. Steelers (L).....7, 122 (2)
12/19/71..... Harold Jackson at Giants (W).....7, 145 (1)	12/02/62..... Pete Retzlaff (TE) at Washington (W).....8, 135 (1)
12/12/71..... Harold Jackson vs. Cardinals (W).....4, 109 (1)	11/25/62..... Tommy McDonald vs. Cowboys (W).....3, 108 (1)
11/28/71..... Ben Hawkins vs. Washington (L).....7, 126 (0)	Pete Retzlaff (TE) vs. Cowboys (W).....4, 113 (0)
11/21/71..... Harold Jackson at Cardinals (W).....8, 117 (1)	10/28/62..... Timmy Brown (RB) at Vikings (L).....5, 174 (1)
09/19/71..... Ben Hawkins at Bengals (L).....7, 118 (2)	10/21/62..... Howard Cassady vs. Washington (L).....8, 133 (2)
11/01/70..... Ben Hawkins at Cowboys (L).....2, 105 (1)	10/14/62..... Tommy McDonald at Cowboys (L).....7, 131 (0)
10/11/70..... Harold Jackson at Giants (L).....7, 194 (2)	09/30/62..... Tommy McDonald vs. Browns (W).....6, 140 (1)
12/07/69..... Ben Hawkins vs. Washington (L).....4, 112 (0)	09/23/62..... Timmy Brown (RB) vs. Giants (L).....9, 160 (1)
11/30/69..... Gary Ballman at Saints (L).....4, 119 (1)	09/16/62..... Pete Retzlaff (TE) vs. Cardinals (L).....4, 126 (0)
11/23/69..... Harold Jackson at Cardinals (W).....8, 127 (0)	12/17/61..... Pete Retzlaff (TE) at Lions (W).....9, 105 (1)
11/09/69..... Harold Jackson at Washington (T).....8, 112 (0)	12/10/61..... Tommy McDonald vs. Giants (L).....7, 237 (2)



PETE RETZLAFF



TOMMY McDONALD



100+ YARD RECEIVING GAMES (TDs)

11/26/61 ..... Tommy McDonald vs. Cowboys (W).....5, 131 (3)	09/15/40..... Don Looney* at Packers (L).....8, 115 (1)
11/05/61 ..... Tommy McDonald vs. Bears (W).....6, 109 (1)	11/19/39..... Herschel Ramsey at Bears (L).....8, 131 (1)
10/29/61 ..... Tommy McDonald at Washington (W).....7, 141 (1)	09/11/38..... Joe Carter vs. Washington (L).....6, 116 (2)
Pete Retzlaff (TE) at Washington (W).....7, 125 (2)	11/14/37..... Joe Carter at Packers (L).....6, 139 (1)
10/01/61 ..... Tommy McDonald vs. Cardinals (L).....11, 187 (0)	
Bobby Walston vs. Cardinals (L).....2, 127 (0)	
12/18/60 ..... Timmy Brown (RB) at Washington (W).....5, 128 (1)	
Tommy McDonald at Washington (W).....2, 116 (2)	
Pete Retzlaff (TE) at Washington (W).....5, 110 (1)	
12/11/60 ..... Timmy Brown (RB) at Steelers (L).....3, 112 (1)	
12/04/60 ..... Pete Retzlaff (TE) at Cardinals (W).....5, 123 (1)	
11/20/60 ..... Bobby Walston at Giants (W).....6, 119 (0)	
11/06/60 ..... Tommy McDonald vs. Steelers (W).....8, 141 (3)	
10/09/60 ..... Pete Retzlaff (TE) vs. Cardinals (W).....7, 132 (2)	
12/06/59 ..... Tommy McDonald at Washington (W).....9, 153 (3)	
11/15/59 ..... Pete Retzlaff (TE) vs. Cardinals (W).....5, 137 (1)	
10/25/59 ..... Tommy McDonald at Cardinals (W).....3, 122 (2)	
10/04/59 ..... Tommy McDonald vs. Giants (W).....6, 133 (3)	
12/14/58 ..... Tommy McDonald at Washington (L).....4, 148 (0)	
11/16/58 ..... Bill Barnes (RB) vs. Cardinals (W).....7, 109 (0)	
10/26/58 ..... Pete Retzlaff (TE) at Packers (L).....6, 121 (0)	
10/14/56 ..... Bobby Walston at Steelers (W).....4, 108 (1)	
09/30/56 ..... Bobby Walston at Rams (L).....5, 115 (0)	
12/11/55 ..... Pete Pihos at Bears (L).....11, 114 (0)	
12/04/55 ..... Pete Pihos vs. Cardinals (W).....10, 127 (1)	
11/27/55 ..... Pete Pihos vs. Rams (L).....6, 103 (1)	
11/13/55 ..... Bill Stribling vs. Browns (W).....6, 123 (2)	
11/06/55 ..... Pete Pihos at Washington (W).....8, 119 (1)	
12/12/54 ..... Pete Pihos vs. Giants (W).....8, 119 (1)	
11/28/54 ..... Jerry Williams (RB) vs. Washington (W).....6, 163 (1)	
11/07/54 ..... Dom Moselle (RB) vs. Cardinals (W).....7, 100 (1)	
10/23/54 ..... Pete Pihos at Steelers (L).....7, 111 (1)	
10/17/54 ..... Pete Pihos at Washington (W).....9, 132 (3)	
10/03/54 ..... Bobby Walston at Cardinals (W).....5, 110 (3)	
Jerry Williams (RB) at Cardinals (W).....5, 166 (1)	
11/21/53 ..... Pete Pihos vs. Cardinals (W).....7, 113 (0)	
11/15/53 ..... Pete Pihos vs. Colts (W).....7, 118 (1)	
Bobby Walston vs. Colts (W).....7, 110 (0)	
11/08/53 ..... Pete Pihos vs. Giants (W).....7, 145 (2)	
Bobby Walston vs. Giants (W).....8, 176 (2)	
10/25/53 ..... Pete Pihos at Cardinals (W).....8, 156 (1)	
10/10/53 ..... Bobby Walston at Browns (L).....4, 110 (0)	
12/07/52 ..... Bud Grant vs. Texans (W).....11, 203 (2)	
11/30/52 ..... Bud Grant at Cardinals (L).....8, 186 (1)	
11/23/52 ..... Bobby Walston at Browns (W).....4, 121 (1)	
10/12/52 ..... Bud Grant vs. Steelers (W).....5, 111 (1)	
09/28/52 ..... Bud Grant at Steelers (W).....4, 135 (1)	
10/21/51 ..... Bobby Walston* at Giants (L).....6, 118 (2)	
10/22/50 ..... Jack Ferrante at Steelers (W).....5, 118 (0)	
10/15/50 ..... Jack Ferrante at Colts (W).....6, 103 (0)	
10/07/50 ..... Jack Ferrante vs. Rams (W).....4, 101 (2)	
11/13/49 ..... Clyde Scott* (RB) at Washington (W).....4, 127 (1)	
12/12/48 ..... Jack Ferrante vs. Lions (W).....7, 184 (3)	
11/28/48 ..... Pete Pihos vs. Steelers (W).....7, 112 (1)	
11/07/48 ..... Pete Pihos at Giants (W).....5, 128 (2)	
12/14/47 ..... Pete Pihos* vs. Packers (W).....4, 108 (1)	
11/11/45 ..... Jack Ferrante vs. Giants (W).....5, 135 (2)	
10/28/45 ..... Jack Ferrante vs. Rams (W).....5, 101 (1)	
12/05/43 ..... Tony Bova vs. Packers (L).....3, 106 (2)	
11/01/42 ..... Fred Meyer* at Washington (L).....4, 119 (0)	
12/01/40 ..... Don Looney* at Washington (L).....14, 180 (0)	
10/26/40 ..... Lester McDonald vs. Dodgers (L).....6, 102 (0)	
09/22/40 ..... Don Looney* at Rams (L).....8, 129 (2)	

\* Rookie | *Playoff Game*

NFL RECORDS HELD BY EAGLES

**MOST TOUCHDOWN PASSES, Game**

**7** Nick Foles (11/3/13 at Raiders) and Adrian Burk (10/17/54 at Washington); *tied with Drew Brees, Saints (2015), Peyton Manning, Broncos (2013), Joe Kapp, Vikings (1969), Y.A. Tittle, Giants (1962), George Blanda, Houston Oilers (1961) and Sid Luckman, Bears (1943)*

**MOST CONSECUTIVE COMPLETIONS**

**25** Nick Foles (12/30/18 at Washington); *tied with Philip Rivers, Chargers (25 vs. Cardinals, 2018) and Ryan Tannehill, Dolphins (7 at Texans, 2015)*

**LONGEST TOUCHDOWN PASS**

**99+** Ron Jaworski to Mike Quick (11/10/85 vs. Falcons) (OT); *tied with many others*

**MOST INTERCEPTIONS RETURNED FOR TD, Season**

**4** Eric Allen, 1993; *tied with Jim Kearney, Chiefs (1972) and Ken Houston, Houston Oilers (1971)*

**MOST INTERCEPTIONS, Game**

**4** Russ Craft (9/24/50 at Chi. Cardinals); *tied with 17 others*

**MOST KICKOFF RETURN TOUCHDOWNS, Game**

**2** Timmy Brown (11/6/66 vs. Cowboys), 93 and 90 yards; *tied with Josh Cribbs, Browns (2009), Andre Davis, Texans (2007), Devin Hester, Bears (2006), Chad Morton, Jets (2002), Tyrone Hughes, Saints (1994), Ron Brown, Rams (1985) and Travis Williams, Packers (1967)*

**MOST 50+ YARD TOUCHDOWNS, Season**

**8** DeSean Jackson (2009); *tied with Devin Hester, Bears (2007) and Elroy "Crazy Legs" Hirsch, Rams (1951)*



A.J. BROWN



SCRIMMAGE YARDS CAREER

Rk	Player	G	Touches	Yds	Avg	Yds/G	TD
1.	Brian Westbrook (RB) (2002-09)	107	1,734	9,785	5.6	91.4	66
2.	LeSean McCoy (RB) (2009-14)	90	1,761	9,074	5.2	100.8	54
3.	Harold Carmichael (WR) (1971-83)	180	598	9,042	15.1	50.2	79
4.	Wilbert Montgomery (RB) (1977-84)	100	1,731	8,985	5.2	89.9	57
5.	Pete Retzlaff (TE) (1956-66)	132	458	7,408	16.2	56.1	47
6.	Duce Staley (RB) (1997-2003)	98	1,475	7,305	5.0	74.5	32
7.	Timmy Brown (B) (1960-67)	96	1,081	7,049	6.5	73.4	55
8.	DeSean Jackson (WR) (2008-13, '19-20)	95	437	6,897	15.8	72.6	38
9.	Mike Quick (WR) (1982-90)	101	364	6,459	17.7	64.0	61
10.	Steve Van Buren (B) (1944-51)	83	1,365	6,383	4.7	76.9	72
11.	Zach Ertz (TE) (2013-21)	123	579	6,267	10.8	51.0	38
12.	Keith Byars (RB) (1986-92)	105	1,121	6,204	5.5	59.1	30
13.	Pete Pihos (E) (1947-55)	107	382	5,615	14.7	52.5	61
14.	Tommy McDonald (FL) (1957-63)	88	304	5,521	18.2	62.7	66
15.	Bobby Walston (WR/K) (1951-62)	148	315	5,375	17.1	36.3	46
16.	Ricky Watters (RB) (1995-97)	48	1,136	5,112	4.5	106.5	32
17.	Brent Celek (TE) (2007-17)	175	398	4,998	12.6	28.6	31
18.	Jeremy Maclin (WR) (2009-14)	75	349	4,801	13.8	64.0	36
19.	Ben Hawkins (FL) (1966-73)	102	271	4,772	17.6	46.8	32
20.	Tom Woodeshick (B) (1963-71)	111	956	4,736	5.0	42.7	27

TOUCHES CAREER

Rk	Player	Touches
1.	LeSean McCoy (2009-14).....	1,761
2.	Brian Westbrook (2002-09).....	1,734
3.	Wilbert Montgomery (1977-84).....	1,731
4.	Duce Staley (1997-2003).....	1,475
5.	Steve Van Buren (B) (1944-51).....	1,365

YARDS/TOUCH CAREER

Rk	Player	Avg
1.	Timmy Brown (B) (1960-67).....	6.5
2.	Brian Westbrook (2002-09).....	5.6
3.	Keith Byars (1986-92).....	5.5
4.	Wilbert Montgomery (1977-84).....	5.2
5.	LeSean McCoy (2009-14).....	5.2

SCRIMMAGE YARDS SEASON

Rk	Player	Touches	Yds	Avg	Yds/G	TD
1.	<b>Saquon Barkley (2024)</b>	<b>378</b>	<b>2,283</b>	<b>6.0</b>	<b>142.7</b>	<b>15</b>
2.	LeSean McCoy (2013)	366	2,146	5.9	134.1	11
3.	Brian Westbrook (2007)	368	2,104	5.7	140.3	12
4.	Wilbert Montgomery (1979)	379	2,006	5.3	125.4	14
5.	Wilbert Montgomery (1981)	335	1,923	5.7	128.2	10
6.	Brian Westbrook (2006)	317	1,916	6.0	127.7	11
7.	Ricky Watters (1996)	404	1,855	4.6	115.9	13
8.	Ricky Watters (1995)	399	1,707	4.3	106.7	12
9.	LeSean McCoy (2010)	285	1,672	5.9	111.5	9
10.	LeSean McCoy (2011)	321	1,624	5.1	108.3	20

TOUCHES SEASON

Rk	Player	Touches
1.	Ricky Watters (1996).....	404
2.	Ricky Watters (1995).....	399
3.	Wilbert Montgomery (1979).....	379
4.	<b>Saquon Barkley (2024)</b> .....	<b>378</b>
5.	Brian Westbrook (2007).....	368

YARDS/TOUCH SEASON

Rk	Player	Avg
1t.	Timmy Brown (1965).....	7.4
	Timmy Brown (1962).....	7.4
3.	Herschel Walker (1994).....	6.3
4.	Steve Van Buren (1945).....	6.2
5.	<b>Saquon Barkley (2024)</b> .....	<b>6.0</b>

SCRIMMAGE YARDS GAME

Rk	Player	Yds
1.	<b>Saquon Barkley (11/24/24 at Rams)</b> .....	<b>302</b>
2.	Duce Staley (9/3/00 at Cowboys).....	262
3.	Timmy Brown (12/16/62 at Cardinals).....	249
4t.	Wilbert Montgomery (11/4/79 vs. Browns).....	237
	Tommy McDonald (12/10/61 vs. Giants).....	237

TOUCHES GAME

Rk	Player	Touches
1t.	Brian Westbrook (12/7/08 at Giants).....	39
	Ricky Watters (12/10/95 vs. Cowboys).....	39
	Heath Sherman (11/12/90 vs. Washington).....	39
4.	Heath Sherman (10/6/91 at Buccaneers).....	37
5.	Ricky Watters (10/8/95 vs. Washington) (OT).....	36



SACKS CAREER

Rk	Player	Sacks
1.	Reggie White (DE) (1985-92).....	124.0
2.	Trent Cole (DE/LB) (2005-14).....	85.5
<b>3.</b>	<b>Brandon Graham (DE) (2010-)</b> .....	<b>76.5</b>
4.	Clyde Simmons (DE) (1986-93).....	76.0
5.	Fletcher Cox (DT) (2012-23).....	70.0
6.	Hugh Douglas (DE) (1998-2002, '04).....	54.5
7.	Greg Brown (DE) (1982-86).....	50.5
8.	Josh Sweat (DE) (2018-24).....	43.0
9.	Andy Harmon (DT) (1991-97).....	39.5
10.	Seth Joyner (LB) (1986-93).....	37.0
11.	William Fuller (DE) (1994-96).....	35.5
12.	Dennis Harrison (DE) (1978-84).....	34.0
13.	William Thomas (LB) (1991-99).....	33.0
14.	Ken Clarke (DT) (1982-87).....	32.5
15.	Corey Simon (DT) (2000-04).....	32.0
16t.	Connor Barwin (DE/LB) (2013-16).....	31.5
	Juqua Parker (DE) (2005-11).....	31.5
	Mike Mamula (DE) (1995-2000).....	31.5
19.	Vinny Curry (DE) (2012-17, '19-20).....	30.0
20.	Jerome Brown (DT) (1987-91).....	29.5

**Note:** Only includes figures since 1982 (when sacks became an official NFL statistic)

SACKS SEASON

Rk	Player	Sacks
1.	Reggie White (DE) (1987).....	21.0
2.	Clyde Simmons (DE) (1992).....	19.0
3t.	Jason Babin (DE) (2011).....	18.0
	Reggie White (DE) (1988).....	18.0
	Reggie White (DE) (1986).....	18.0
6t.	Haason Reddick (DE) (2022).....	16.0
	Greg Brown (DE) (1984).....	16.0
8.	Clyde Simmons (DE) (1989).....	15.5
9t.	Hugh Douglas (DE) (2000).....	15.0
	Reggie White (DE) (1991).....	15.0

SACKS GAME

Rk	Player	Sacks
1t.	Hugh Douglas (DE) (10/18/98 at Chargers).....	4.5
	Clyde Simmons (DE) (9/15/91 at Cowboys).....	4.5
3t.	Reggie White (DE) (9/25/88 at Vikings).....	4.0
	Reggie White (DE) (11/30/86 at L.A. Raiders).....	4.0
	Reggie White (DE) (11/2/86 at StL Cardinals).....	4.0
	Garry Cobb (LB) (10/5/86 at Falcons).....	4.0
	Greg Brown (DE) (12/16/84 at Falcons).....	4.0



REGGIE WHITE

GAMES WITH 3.0 SACKS

3.0-SACK GAMES, Career

Rk	Player	Games
1.	Reggie White (1985-92).....	9
2.	Clyde Simmons (1986-93).....	4
3t.	Trent Cole (2005-14).....	3
	Jason Babin (2009, '11-12).....	3
5t.	Fletcher Cox (2012-23).....	2
	<b>Brandon Graham (2010-)</b> .....	<b>2</b>
	<i>Several others tied</i> .....	2

\*Includes playoff games\*

3.0-SACK GAMES, Season

Rk	Player	Games
1t.	Jason Babin (2011).....	3
	Reggie White (1986).....	3
3t.	Connor Barwin (2014).....	2
	Clyde Simmons (1992).....	2
	Dennis Harrison (1983).....	2

\*Regular season only\*

GAMES WITH MULTIPLE SACKS

MULTI-SACK GAMES, Career

Rk	Player	Games
1.	Reggie White (1985-92).....	38
2.	Clyde Simmons (1986-93).....	22
3.	Trent Cole (2005-14).....	20
<b>4.</b>	<b>Brandon Graham (2010-)</b> .....	<b>17</b>
5.	Hugh Douglas (1998-2002, '04).....	13

\*Includes playoff games\*

MULTI-SACK GAMES, Season

Rk	Player	Games
1.	Reggie White (1987).....	9
2.	Clyde Simmons (1992).....	7
3t.	Jason Babin (2011).....	6
	Reggie White (1988).....	6
5t.	Haason Reddick (2022).....	5
	Hugh Douglas (2000).....	5
	Clyde Simmons (1991).....	5

\*Regular season only\*

CONSECUTIVE MULTI-SACK GAMES

Rk	Player	Games
1.	Reggie White (1987).....	4
2t.	Haason Reddick (2022).....	3
	Jason Babin (2011).....	3
	William Fuller (1995).....	3
	Andy Harmon (1995).....	3
	Reggie White (1986).....	3
	Dennis Harrison (1982).....	3

CONSECUTIVE GAMES WITH A SACK

Rk	Player	Games
1t.	Haason Reddick (2022).....	8
	Reggie White (1987-88).....	8
	Reggie White (1986-87).....	8
4t.	William Fuller (1994).....	7
	Dennis Harrison (1982).....	7
6.	Clyde Simmons (1992).....	6



MULTI-SACK GAMES (SINCE 1982)

02/09/25..... Josh Sweat vs. Chiefs (W).....	2.5	10/28/18..... Jordan Hicks at Jaguars (W).....	1.5
02/09/25..... Milton Williams vs. Chiefs (W).....	2.0	Chris Long at Jaguars (W).....	2.0
01/19/25..... <b>Jalen Carter vs. Rams (W)</b> .....	<b>2.0</b>	09/23/18..... Derek Barnett vs. Colts (W).....	1.5
01/12/25..... <b>Nolan Smith vs. Packers (W)</b> .....	<b>2.0</b>	09/06/18..... Fletcher Cox vs. Falcons (W).....	1.5
11/24/24..... Milton Williams at Rams (W).....	2.0	Jordan Hicks vs. Falcons (W).....	1.5
11/03/24..... Josh Sweat vs. Jaguars (W).....	2.0	<b>12/03/17..... Brandon Graham at Seahawks (L)</b> .....	<b>1.5</b>
<b>10/20/24..... Jalen Carter at Giants (W)</b> .....	<b>2.0</b>	11/19/17..... Derek Barnett* at Cowboys (W).....	2.0
<b>Nakobe Dean at Giants (W)</b> .....	<b>2.0</b>	10/23/17..... Derek Barnett* vs. Washington (W).....	2.0
<b>09/06/24..... Zack Baun vs. Packers (W)</b> .....	<b>2.0</b>	<b>09/10/17..... Brandon Graham at Washington (W)</b> .....	<b>2.0</b>
12/10/23..... Haason Reddick at Cowboys (L).....	2.0	12/11/16..... Fletcher Cox vs. Washington (L).....	1.5
12/03/23..... Fletcher Cox vs. 49ers (L).....	1.5	09/25/16..... Fletcher Cox vs. Steelers (W).....	2.0
<b>11/05/23..... Brandon Graham vs. Cowboys (W)</b> .....	<b>1.5</b>	12/26/15..... Fletcher Cox vs. Washington (L).....	2.0
10/22/23..... Josh Sweat vs. Dolphins (W).....	2.0	12/06/15..... Connor Barwin at Patriots (W).....	2.0
10/15/23..... Haason Reddick at Jets (L).....	2.5	<b>Brandon Graham at Patriots (W)</b> .....	<b>2.0</b>
<b>10/08/23..... Jalen Carter at Rams (W)</b> .....	<b>2.0</b>	11/26/15..... Vinny Curry at Lions (L).....	2.0
10/08/23..... Haason Reddick at Rams (W).....	2.0	<b>11/08/15..... Brandon Graham at Cowboys (W)</b> .....	<b>2.0</b>
10/01/23..... Nicholas Morrow vs. Commanders (W).....	3.0	10/11/15..... Fletcher Cox vs. Saints (W).....	3.0
01/29/23..... <i>Haason Reddick vs. 49ers (W)</i> .....	2.0	11/23/14..... Connor Barwin vs. Titans (W).....	2.0
01/21/23..... <i>Haason Reddick vs. Giants (W)</i> .....	1.5	Trent Cole vs. Titans (W).....	2.0
<i>Josh Sweat vs. Giants (W)</i> .....	1.5	11/10/14..... Connor Barwin vs. Panthers (W).....	3.5
<b>01/01/23..... Brandon Graham vs. Saints (L)</b> .....	<b>2.0</b>	<b>Brandon Graham vs. Panthers (W)</b> .....	<b>1.5</b>
Haason Reddick vs. Saints (L).....	2.0	10/12/14..... Connor Barwin vs. Giants (W).....	3.0
12/24/22..... Haason Reddick at Cowboys (L).....	2.0	Vinny Curry vs. Giants (W).....	2.0
Josh Sweat at Cowboys (L).....	1.5	10/05/14..... Connor Barwin vs. Rams (W).....	2.0
12/18/22..... Javon Hargrave at Bears (W).....	2.0	12/22/13..... Trent Cole vs. Bears (W).....	3.0
Haason Reddick at Bears (W).....	2.0	Mychal Kendricks vs. Bears (W).....	2.0
Josh Sweat at Bears (W).....	2.0	12/01/13..... Trent Cole vs. Cardinals (W).....	2.0
<b>12/11/22..... Brandon Graham at Giants (W)</b> .....	<b>3.0</b>	<b>Brandon Graham vs. Cardinals (W)</b> .....	<b>2.0</b>
12/04/22..... Josh Sweat vs. Titans (W).....	2.0	11/17/13..... Trent Cole vs. Washington (W).....	2.0
11/03/22..... Javon Hargrave at Texans (W).....	3.0	12/13/12..... Fletcher Cox* vs. Bengals (L).....	1.5
10/30/22..... Javon Hargrave vs. Steelers (W).....	2.0	<b>Brandon Graham vs. Bengals (L)</b> .....	<b>2.5</b>
10/02/22..... Haason Reddick vs. Jaguars (W).....	2.0	<b>12/02/12..... Brandon Graham at Cowboys (L)</b> .....	<b>1.5</b>
<b>09/25/22..... Brandon Graham at Commanders (W)</b> .....	<b>2.5</b>	09/23/12..... Jason Babin at Cardinals (L).....	1.5
Fletcher Cox at Commanders (W).....	1.5	12/18/11..... Jason Babin vs. Jets (W).....	3.0
Haason Reddick at Commanders (W).....	1.5	12/11/11..... Jason Babin at Dolphins (W).....	3.0
Josh Sweat at Commanders (W).....	1.5	Trent Cole at Dolphins (W).....	3.0
01/16/22..... <i>Ryan Kerrigan at Buccaneers (L)</i> .....	1.5	12/01/11..... Jason Babin at Seahawks (L).....	2.0
01/02/22..... Josh Sweat at Washington (W).....	1.5	10/30/11..... Jason Babin vs. Cowboys (W).....	2.0
12/21/21..... Fletcher Cox vs. Washington (W).....	2.0	10/02/11..... Jason Babin vs. 49ers (L).....	3.0
12/05/21..... Josh Sweat at Jets (W).....	1.5	09/18/11..... Cullen Jenkins at Falcons (L).....	2.0
10/31/21..... Josh Sweat at Lions (W).....	2.0	09/11/11..... Jason Babin at Rams (W).....	2.0
09/27/21..... Javon Hargrave at Cowboys (L).....	2.0	11/28/10..... Trent Cole at Bears (L).....	2.0
09/12/21..... Javon Hargrave at Falcons (W).....	2.0	10/17/10..... Trent Cole vs. Falcons (W).....	2.0
12/13/20..... Javon Hargrave vs. Saints (W).....	2.0	09/26/10..... Trent Cole at Jaguars (W).....	2.0
Josh Sweat vs. Saints (W).....	2.0	Trevor Laws at Jaguars (W).....	2.0
<b>10/18/20..... Brandon Graham vs. Ravens (L)</b> .....	<b>2.0</b>	09/12/10..... Juqua Parker vs. Packers (L).....	2.0
09/27/20..... Derek Barnett vs. Bengals (T).....	2.0	12/20/09..... Trent Cole vs. 49ers (W).....	2.0
<b>Brandon Graham vs. Bengals (T)</b> .....	<b>2.0</b>	12/13/09..... Darren Howard at Giants (W).....	2.0
Jalen Mills vs. Bengals (T).....	1.5	10/26/09..... Trent Cole at Washington (W).....	2.0
12/29/19..... Derek Barnett at Giants (W).....	2.0	09/13/09..... Darren Howard at Panthers (W).....	2.0
12/09/19..... Vinny Curry vs. Giants (W).....	2.0	12/28/08..... Chris Clemons vs. Cowboys (W).....	2.0
<b>11/24/19..... Brandon Graham vs. Seahawks (L)</b> .....	<b>1.5</b>	11/16/08..... Trent Cole at Bengals (T).....	2.0
Malcolm Jenkins vs. Seahawks (L).....	2.0	Darren Howard at Bengals (T).....	2.0
10/27/19..... Fletcher Cox at Bills (W).....	1.5	11/02/08..... Darren Howard at Seahawks (W).....	1.5
<b>10/06/19..... Brandon Graham vs. Jets (W)</b> .....	<b>3.0</b>	09/21/08..... Omar Gaither vs. Steelers (W).....	1.5
Orlando Scandrick vs. Jets (W).....	2.0	Darren Howard vs. Steelers (W).....	2.0
12/30/18..... Fletcher Cox at Washington (W).....	3.0	Juqua Parker vs. Steelers (W).....	2.5
12/23/18..... Chris Long vs. Texans (W).....	2.0	12/09/07..... Trent Cole vs. Giants (L).....	2.0
12/09/18..... Michael Bennett at Cowboys (L).....	1.5	10/28/07..... Trent Cole at Vikings (W).....	2.0
Fletcher Cox at Cowboys (L).....	1.5	09/23/07..... Brodrick Bunkley vs. Lions (W).....	2.0
11/11/18..... Michael Bennett vs. Cowboys (L).....	2.0	Trent Cole vs. Lions (W).....	3.5
<b>Brandon Graham vs. Cowboys (L)</b> .....	<b>1.5</b>	Juqua Parker vs. Lions (W).....	2.0
		09/09/07..... Trent Cole at Packers (L).....	1.5



MULTI-SACK GAMES (SINCE 1982)

01/13/07..... Darwin Walker at Saints (L).....	2.0	11/24/96..... William Thomas at Cardinals (L).....	2.0
12/31/06..... Matt McCoy vs. Falcons (W).....	2.0	10/13/96..... William Fuller at Giants (W).....	2.0
Juqua Parker vs. Falcons (W).....	2.0	Rhett Hall at Giants (W).....	1.5
11/19/06..... Trent Cole vs. Titans (L).....	1.5	Mike Mamula at Giants (W).....	2.5
10/08/06..... Darren Howard vs. Cowboys (W).....	2.0	William Thomas at Giants (W).....	1.5
Darwin Walker vs. Cowboys (W).....	3.0	09/22/96..... William Fuller at Falcons (W).....	2.0
09/17/06..... Trent Cole vs. Giants (L).....	2.0	09/01/96..... Mike Mamula at Washington (W).....	2.0
Jevon Kearse vs. Giants (L).....	2.5	12/17/95..... William Fuller vs. Cardinals (L).....	2.0
Mike Patterson vs. Giants (L).....	1.5	12/10/95..... William Fuller vs. Cowboys (W).....	1.5
09/10/06..... Trent Cole at Texans (W).....	2.0	12/03/95..... William Fuller at Seahawks (L).....	2.0
11/20/05..... Trent Cole* at Giants (L).....	2.0	Kevin Johnson at Seahawks (L).....	2.0
Jevon Kearse at Giants (L).....	2.5	11/19/95..... Andy Harmon vs. Giants (W).....	2.0
11/14/05..... Trent Cole* vs. Cowboys (L).....	2.0	Mike Mamula vs. Giants (W).....	3.0
09/12/05..... Brian Dawkins at Falcons (L).....	1.5	10/29/95..... William Fuller vs. Rams (W).....	2.0
Darwin Walker at Falcons (L).....	1.5	Andy Harmon vs. Rams (W).....	2.0
01/23/05..... Derrick Burgess vs. Falcons (W).....	2.0	10/15/95..... Andy Harmon at Giants (W).....	2.0
12/05/04..... Corey Simon vs. Packers (W).....	2.0	Kevin Johnson at Giants (W).....	2.0
Darwin Walker vs. Packers (W).....	2.0	10/08/95..... Andy Harmon vs. Washington (W).....	3.0
11/28/04..... Corey Simon at Giants (W).....	2.0	10/01/95..... Mike Mamula at Saints (W).....	2.0
11/07/04..... Sam Rayburn at Steelers (L).....	2.0	12/18/94..... Mike Flores vs. Giants (L).....	2.0
10/31/04..... Jevon Kearse vs. Ravens (W).....	2.0	12/04/94..... William Fuller at Cowboys (L).....	1.5
09/26/04..... Jevon Kearse at Lions (W).....	3.0	11/06/94..... Andy Harmon vs. Cardinals (W).....	2.0
11/16/03..... Darwin Walker vs. Giants (W).....	1.5	10/24/94..... William Thomas vs. Oilers (W).....	2.0
12/21/02..... N.D. Kalu at Cowboys (W).....	2.0	09/18/94..... Bill Romanowski vs. Packers (W).....	1.5
12/08/02..... Brandon Whiting at Seahawks (W).....	2.0	09/12/94..... William Fuller vs. Bears (W).....	2.0
12/01/02..... Hugh Douglas vs. Rams (W).....	2.0	01/03/94..... Andy Harmon vs. 49ers (W).....	3.0
N.D. Kalu vs. Rams (W).....	3.0	12/26/93..... Clyde Simmons vs. Saints (W).....	2.0
11/03/02..... Hugh Douglas at Bears (W).....	2.0	12/06/93..... Andy Harmon at Cowboys (L).....	2.5
10/20/02..... Carlos Emmons vs. Buccaneers (W).....	2.0	11/28/93..... Mike Flores at Washington (W).....	2.0
12/09/01..... Derrick Burgess at Chargers (W).....	2.0	10/31/93..... Andy Harmon vs. Cowboys (L).....	2.0
11/29/01..... Corey Simon at Chiefs (W).....	2.0	09/19/93..... Clyde Simmons vs. Washington (W).....	2.0
11/25/01..... Corey Simon vs. Washington (L).....	2.0	12/27/92..... Clyde Simmons vs. Giants (W).....	1.5
11/18/01..... Troy Vincent at Cowboys (W).....	1.5	12/13/92..... Clyde Simmons at Seahawks (W).....	2.0
11/11/01..... Hugh Douglas vs. Vikings (W).....	2.5	Reggie White at Seahawks (W).....	2.0
11/04/01..... Hugh Douglas vs. Cardinals (W).....	2.0	12/06/92..... Andy Harmon vs. Vikings (W).....	2.5
09/23/01..... Brandon Whiting at Seahawks (W).....	2.0	11/29/92..... Mike Pitts at 49ers (L).....	2.0
12/31/00..... Hugh Douglas vs. Buccaneers (W).....	2.0	11/22/92..... Clyde Simmons at Giants (W).....	3.0
11/19/00..... Brian Dawkins vs. Cardinals (W).....	2.0	Reggie White at Giants (W).....	3.5
Corey Simon* vs. Cardinals (W).....	1.5	11/08/92..... Clyde Simmons vs. Raiders (W).....	1.5
Jeremiah Trotter vs. Cardinals (W).....	2.0	Reggie White vs. Raiders (W).....	1.5
11/05/00..... Brandon Whiting vs. Cowboys (W).....	1.5	10/11/92..... Clyde Simmons at Chiefs (L).....	2.0
10/22/00..... Hugh Douglas vs. Bears (W).....	1.5	10/05/92..... Reggie White vs. Cowboys (W).....	2.0
10/08/00..... Hugh Douglas vs. Washington (L).....	2.0	09/20/92..... Clyde Simmons vs. Broncos (W).....	1.5
09/24/00..... Corey Simon* at Saints (W).....	2.0	09/13/92..... Clyde Simmons at Cardinals (W).....	3.0
09/17/00..... Hugh Douglas at Packers (L).....	2.5	12/22/91..... Reggie White vs. Washington (W).....	2.0
09/03/00..... Hugh Douglas at Cowboys (W).....	2.0	12/08/91..... Clyde Simmons at Giants (W).....	2.0
01/02/00..... Tyrone Williams vs. Rams (W).....	2.0	12/02/91..... Seth Joyner at Oilers (W).....	2.0
12/19/99..... Mike Mamula vs. Patriots (W).....	3.0	11/17/91..... Clyde Simmons vs. Bengals (W).....	2.0
10/31/99..... Greg Jefferson vs. Giants (L).....	1.5	Reggie White vs. Bengals (W).....	2.0
11/22/98..... Bill Johnson at Giants (L).....	1.5	11/04/91..... Clyde Simmons vs. Giants (W).....	1.5
11/15/98..... Hugh Douglas at Washington (L).....	1.5	Reggie White vs. Giants (W).....	1.5
11/08/98..... Hugh Douglas vs. Lions (W).....	2.5	10/06/91..... Wes Hopkins at Buccaneers (L).....	2.0
10/18/98..... Hugh Douglas at Chargers (L).....	4.5	09/22/91..... Clyde Simmons vs. Steelers (W).....	2.0
10/11/98..... Hugh Douglas vs. Washington (W).....	1.5	09/15/91..... Jerome Brown at Cowboys (W).....	2.5
Hollis Thomas vs. Washington (W).....	2.0	Mike Golic at Cowboys (W).....	2.0
Al Wallace vs. Washington (W).....	1.5	Clyde Simmons at Cowboys (W).....	4.5
12/14/97..... Greg Jefferson at Falcons (L).....	2.0	09/01/91..... Reggie White at Packers (W).....	3.0
11/02/97..... Hollis Thomas at Cardinals (L).....	1.5	12/29/90..... Seth Joyner at Cardinals (W).....	2.0
10/26/97..... Rhett Hall vs. Cowboys (W).....	3.5	12/16/90..... Clyde Simmons vs. Packers (W).....	1.5
William Thomas vs. Cowboys (W).....	2.0	Reggie White vs. Packers (W).....	1.5
09/15/97..... Bobby Taylor at Cowboys (L).....	2.0	11/18/90..... Clyde Simmons at Falcons (W).....	2.0
12/22/96..... William Fuller vs. Cardinals (W).....	3.0	11/12/90..... Reggie White vs. Washington (W).....	2.0
12/01/96..... William Fuller vs. Giants (W).....	2.0	11/04/90..... Seth Joyner vs. Patriots (W).....	2.0



MULTI-SACK GAMES (SINCE 1982)

10/15/90..... Jessie Small vs. Vikings (W).....	2.0	11/25/84..... Dennis Harrison at Rams (L).....	1.5
09/30/90..... Reggie White vs. Colts (L).....	3.0	11/04/84..... Ken Clarke at Lions (T).....	3.0
09/16/90..... Mike Pitts vs. Cardinals (L).....	2.0	10/21/84..... Greg Brown vs. Giants (W).....	1.5
..... Reggie White vs. Cardinals (L).....	2.0	..... Dennis Harrison vs. Giants (W).....	2.0
12/18/89..... Jerome Brown at Saints (L).....	2.0	10/14/84..... Ken Clarke vs. Colts (W).....	2.0
10/29/89..... Clyde Simmons at Broncos (W).....	3.5	..... Dennis Harrison vs. Colts (W).....	2.0
..... Reggie White at Broncos (W).....	1.5	09/30/84..... Greg Brown at Washington (L).....	2.0
10/22/89..... Seth Joyner vs. Raiders (W).....	2.0	12/18/83..... Greg Brown at Rams (L).....	2.5
10/15/89..... Jerome Brown at Cardinals (W).....	2.5	11/20/83..... Greg Brown vs. Giants (L).....	2.0
10/08/89..... Reggie White vs. Giants (W).....	2.0	11/13/83..... Dennis Harrison at Bears (L).....	3.0
09/24/89..... Mike Pitts vs. 49ers (L).....	2.0	10/09/83..... Dennis Harrison at Giants (W).....	2.0
..... Clyde Simmons vs. 49ers (L).....	2.0	10/02/83..... Dennis Harrison at Falcons (W).....	3.0
..... Reggie White vs. 49ers (L).....	2.5	09/25/83..... Carl Hairston at Rams (L).....	2.0
09/17/89..... Jerome Brown at Washington (W).....	2.0	..... Joel Williams at Rams (L).....	1.5
09/10/89..... Clyde Simmons vs. Seahawks (W).....	2.0	12/26/82..... Greg Brown at Cowboys (W).....	2.0
12/18/88..... Reggie White at Cowboys (W).....	2.0	..... Dennis Harrison at Cowboys (W).....	1.5
12/10/88..... Reggie White at Cardinals (W).....	2.0	12/19/82..... Carl Hairston vs. Oilers (W).....	2.0
11/27/88..... Clyde Simmons vs. Cardinals (W).....	2.5	12/11/82..... Dennis Harrison at Giants (L).....	2.0
11/06/88..... Reggie White vs. Rams (W).....	2.0	12/05/82..... Dennis Harrison vs. Rams (L).....	2.0
10/30/88..... Reggie White vs. Falcons (L).....	2.0	11/28/82..... Dennis Harrison at Washington (L).....	2.0
10/10/88..... Reggie White vs. Giants (W).....	2.5		
10/02/88..... Clyde Simmons vs. Oilers (W).....	2.0		
09/25/88..... Reggie White at Vikings (L).....	4.0		
12/27/87..... Reggie White vs. Bills (W).....	2.0		
12/20/87..... Reggie White at Jets (W).....	2.0		
12/06/87..... Reggie White at Giants (L).....	2.0		
11/29/87..... Mike Pitts at Patriots (W).....	2.0		
..... Reggie White at Patriots (W).....	2.0		
11/22/87..... Reggie White vs. Rams (L).....	2.0		
11/15/87..... Reggie White vs. Giants (L).....	3.0		
11/01/87..... Jerome Brown at Rams (W).....	2.0		
..... Reggie White at Rams (W).....	2.0		
10/25/87..... Reggie White vs. Cowboys (W).....	2.5		
10/18/87..... Ray Phillips at Packers (L).....	1.5		
..... Fred Smalls at Packers (L).....	2.5		
09/20/87..... Clyde Simmons vs. Saints (W).....	1.5		
..... Reggie White vs. Saints (W).....	1.5		
12/14/86..... Reggie White at Cowboys (W).....	3.0		
12/07/86..... Reggie White vs. Rams (T).....	2.0		
11/30/86..... Reggie White at Raiders (W).....	4.0		
11/23/86..... Ken Clarke at Seahawks (L).....	2.0		
11/09/86..... Greg Brown vs. Giants (L).....	2.0		
11/02/86..... Reggie White at Rams (L).....	4.0		
10/05/86..... Garry Cobb at Falcons (W).....	4.0		
09/07/86..... Ken Clarke at Washington (L).....	2.0		
12/22/85..... Garry Cobb at Vikings (W).....	2.0		
..... Reggie White at Vikings (W).....	2.0		
..... Reggie Wilkes at Vikings (W).....	2.0		
12/08/85..... Ray Ellis vs. Washington (L).....	2.0		
11/17/85..... Reggie White at Rams (W).....	3.0		
11/10/85..... Ken Clarke vs. Falcons (W).....	2.0		
..... Reggie White vs. Falcons (W).....	2.0		
10/13/85..... Greg Brown vs. Rams (W).....	3.0		
10/06/85..... Greg Brown at Saints (L).....	1.5		
..... Ken Clarke at Saints (L).....	1.5		
09/29/85..... Ken Clarke vs. Giants (L).....	1.5		
..... Reggie White vs. Giants (L).....	2.5		
12/16/84..... Greg Brown at Falcons (L).....	4.0		
..... Ken Clarke at Falcons (L).....	2.0		
..... Byron Darby at Falcons (L).....	2.0		
12/09/84..... Byron Darby vs. Patriots (W).....	1.5		
..... Dennis Harrison vs. Patriots (W).....	1.5		
12/02/84..... Greg Brown vs. Cowboys (L).....	1.5		

\* Rookie | *Playoff Game*



TRENT COLE



BRANDON GRAHAM



INTERCEPTIONS CAREER

Rk	Player	INT	Yds	Avg	Lg	TD
1t.	Brian Dawkins (1996-2008)	34	515	15.1	67t	2
	Eric Allen (1988-94)	34	482	14.2	94t	5
	Bill Bradley (1969-76)	34	536	15.8	56t	1
4.	Herman Edwards (1977-85)	33	98	3.0	25	1
5.	Wes Hopkins (1983-93)	30	241	8.0	33	1
6.	Don Burroughs (1960-64)	29	351	12.1	46	0
7.	Troy Vincent (1996-2003)	28	341	12.2	90t	1
8t.	Joe Scarpati (1964-69)	24	402	16.8	67t	3
	Ernie Steele (1942-48)	24	404	16.8	62	0
10t.	Asante Samuel (2008-11)	23	304	13.2	50t	2
	Roynell Young (1980-88)	23	106	4.6	33	0

INTERCEPTION RETURN YARDS CAREER

Rk	Player	Yds
1.	Bill Bradley (1969-76).....	536
2.	Brian Dawkins (1996-2008).....	515
3.	Eric Allen (1988-94).....	482
4.	Lito Sheppard (2002-08).....	460
5.	Ernie Steele (1942-48).....	404

INTERCEPTIONS RETURNED FOR TDs CAREER

Rk	Player	TD
1.	Eric Allen (1988-94).....	5
2.	Malcolm Jenkins (2014-19).....	4
3t.	Sheldon Brown (2002-09).....	3
	Lito Sheppard (2002-08).....	3
	Joe Scarpati (1964-69).....	3

INTERCEPTIONS SEASON

Rk	Player	INT	Yds	Avg	Lg	TD
1.	Bill Bradley (1971)	11	248	22.5	51	0
2t.	Asante Samuel (2009)	9	117	13.0	37	0
	Bill Bradley (1972)	9	73	8.1	21	0
	Don Burroughs (1960)	9	124	13.8	46	0
	Ed "Bibbles" Bawel (1955)	9	168	18.7	42t	2
6t.	Eric Allen (1989)	8	38	4.8	18	0
	Terry Hoage (1988)	8	116	14.5	38	0
	Joe Scarpati (1966)	8	182	22.8	32	0
	Bob Hudson (1954)	8	89	11.1	32	0
	Tom Brookshier (1953)	8	41	5.1	22	0
	Ed "Bibbles" Bawel (1952)	8	121	15.1	35	0

INTERCEPTION RETURN YARDS SEASON

Rk	Player	Yds
1.	Bill Bradley (1971).....	248
2.	Eric Allen (1993).....	201
3.	Joe Scarpati (1966).....	182
4.	Lito Sheppard (2004).....	172
5.	Ed "Bibbles" Bawel (1955).....	168

INTERCEPTIONS RETURNED FOR TDs SEASON

Rk	Player	TD
1.	Eric Allen (1993).....	4
2t.	Malcolm Jenkins (2016).....	2
	Lito Sheppard (2004).....	2
	Seth Joyner (1992).....	2
	Ed "Bibbles" Bawel (1955).....	2

NFL Record



BRIAN DAWKINS



ERIC ALLEN



**INTERCEPTIONS GAME**

Rk	Player	INT
1.	Russ Craft (9/24/50 at Chi. Cardinals).....	4
2t.	Kurt Coleman (10/16/11 at Washington).....	3
	Joe Scarpati (10/23/66 at Giants).....	3
	Jim Nettles (12/12/65 at Steelers).....	3
	Nate Ramsey (11/28/65 at StL Cardinals).....	3
	Don Burroughs (12/3/61 at Steelers).....	3
	Chuck Weber (9/30/60 at Cowboys).....	3
	Joe Sutton (9/24/50 at Chi. Cardinals).....	3
	Gil Steinke (11/10/46 at Giants).....	3
	Roy Zimmerman (12/9/45 vs. Boston Yanks).....	3
	Roy Zimmerman (12/10/44 vs. Cleveland Rams).....	3

NFL Record

**INTERCEPTION YARDS GAME**

Rk	Player	Yds
1.	Frank LeMaster (12/21/75 at Washington).....	114
2.	Lito Sheppard (10/8/06 vs. Cowboys).....	102
3.	Lito Sheppard (11/15/04 at Cowboys).....	101
4t.	<b>Sydney Brown (12/31/23 vs. Cardinals).....</b>	<b>99</b>
	Malcolm Jenkins (12/6/15 at Patriots).....	99
	Jerry Norton (10/5/57 vs. Giants).....	99

**INTERCEPTION RETURNED FOR TD GAME**

Rk	Player	TD
1.	Eric Allen (12/26/93 vs. Saints).....	2



BILL BRADLEY

**GAMES WITH 3 INTERCEPTIONS**

**3-INT GAMES, Career**

Rk	Player	Games
1t.	Kurt Coleman (2010-13).....	1
	Nate Ramsey (1963-72).....	1
	Joe Scarpati (1964-69).....	1
	Jim Nettles (1965-68).....	1
	Don Burroughs (1960-64).....	1
	Chuck Weber (1959-61).....	1

\*Includes playoff games\*

**GAMES WITH MULTIPLE INTERCEPTIONS**

**MULTI-INT GAMES, Career**

Rk	Player	Games
1.	Bill Bradley (1969-76).....	7
2t.	Herman Edwards (1977-85).....	5
	Don Burroughs (1960-64).....	5
4t.	Asante Samuel (2008-11).....	4
	Eric Allen (1988-94).....	4
	Wes Hopkins (1983-93).....	4
	Joe Scarpati (1964-69).....	4

\*Includes playoff games\*

**MULTI-INT GAMES, Season**

Rk	Player	Games
1.	Bill Bradley (1971).....	4
2t.	8x, last: Asante Samuel (2010).....	2

\*Regular season only\*

**CONSECUTIVE MULTI-INT GAMES**

Rk	Player	Games
1.	Bill Bradley (1971).....	2

**CONSECUTIVE GAMES WITH INT-TD**

Rk	Player	Games
1.	Eric Allen (1993).....	2

**LONGEST INTERCEPTION RETURNS**


Rk	Player	Yds
1.	James Willis intercepted pass 4 yards deep in the end zone and returned it 14 yards before lateraling to Troy Vincent, who ran 90 yards for a TD (11/3/96 at Cowboys - QB Troy Aikman).....	104t
2.	Lito Sheppard (10/8/06 vs. Cowboys - QB Drew Bledsoe).....	102t
3.	Lito Sheppard (11/15/04 at Cowboys - QB Vinny Testaverde).....	101t
4t.	<b>Sydney Brown (12/31/23 vs. Cardinals - QB Kyler Murray).....</b>	<b>99t</b>
	Malcolm Jenkins (12/6/15 at Patriots - QB Tom Brady).....	99t
	Jerry Norton (10/5/57 vs. Giants - QB Charlie Conerly, deflected off goal post).....	99t
7t.	Eric Allen (10/3/93 at Jets - QB Boomer Esiason).....	94t
	Irv Cross (10/25/64 at Steelers - QB Terry Nofsinger).....	94t
9.	Jack Hinkle (10/9/43 vs. Giants - QB Tuffy Leemans).....	91



MULTI-INTERCEPTION GAMES (SINCE 1960)

12/29/24.....C.J. Gardner-Johnson vs. Cowboys (W).....	2	10/09/77.....Deac Sanders at Giants (W).....	2
10/16/22.....C.J. Gardner-Johnson vs. Cowboys (W).....	2	12/21/75.....Frank LeMaster at Washington (W).....	2
09/19/22.....Darius Slay (CB) vs. Vikings (W).....	2	Artimus Parker at Washington (W).....	2
10/10/21.....Darius Slay (CB) at Panthers (W).....	2	11/30/75.....Bill Bergey vs. 49ers (W).....	2
01/01/17.....Jordan Hicks (LB) vs. Cowboys (W).....	2	10/05/75.....Bill Bradley vs. Washington (W).....	2
12/22/16.....Malcolm Jenkins vs. Giants (W).....	2	11/05/72.....Bill Bradley vs. Rams (T).....	2
09/09/12.....Kurt Coleman at Browns (W).....	2	10/08/72.....Bill Bradley at Washington (L).....	2
Dominique Rodgers-Cromartie at Browns (W).....	2	12/12/71.....Leroy Keyes vs. Rams (W).....	2
10/16/11.....Kurt Coleman at Washington (W).....	3	11/21/71.....Bill Bradley at Rams (W).....	2
11/21/10.....Asante Samuel vs. Giants (W).....	2	11/07/71.....Bill Bradley at Washington (T).....	2
11/15/10.....Dimitri Patterson at Washington (W).....	2	10/31/71.....Bill Bradley vs. Broncos (W).....	2
11/07/10.....Asante Samuel vs. Colts (W).....	2	09/26/71.....Bill Bradley vs. Cowboys (L).....	2
11/29/09.....Asante Samuel vs. Washington (W).....	2	11/08/70.....Adrian Young vs. Dolphins (W).....	2
10/11/09.....Asante Samuel vs. Buccaneers (W).....	2	12/21/69.....Joe Scarpati at 49ers (L).....	2
09/13/09.....Sheldon Brown at Panthers (W).....	2	10/13/69.....Nate Ramsey at Colts (L).....	2
10/08/06.....Lito Sheppard vs. Cowboys (W).....	2	11/17/68.....Al Nelson at Giants (L).....	2
10/02/05.....Sheldon Brown at Chiefs (W).....	2	10/29/67.....Ron Medved vs. Cowboys (W).....	2
10/17/04.....Lito Sheppard vs. Panthers (W).....	2	10/23/66.....Joe Scarpati at Giants (W).....	3
12/08/02.....Bobby Taylor at Seahawks (W).....	2	09/18/66.....Joe Scarpati vs. Falcons (W).....	2
01/12/02..... <i>Damon Moore vs. Buccaneers (W)</i> .....	2	12/12/65.....Jim Nettles at Steelers (W).....	3
12/16/01.....Brian Dawkins at Washington (W).....	2	Joe Scarpati at Steelers (W).....	2
09/24/00.....Troy Vincent at Saints (W).....	2	11/28/65.....Nate Ramsey at Rams (W).....	3
12/19/99.....Troy Vincent vs. Patriots (W).....	2	Al Nelson at Rams (W).....	2
12/14/96.....Michael Zordich at Jets (W).....	2	12/13/64.....Nate Ramsey at Rams (L).....	2
09/22/96.....William Thomas at Falcons (W).....	2	12/01/63.....Dave Lloyd at Steelers (T).....	2
12/17/95.....William Thomas vs. Cardinals (W).....	2	10/13/63.....Don Burroughs at Washington (W).....	2
10/15/95.....William Thomas at Giants (W).....	2	12/09/62.....Ben Scotti vs. Steelers (L).....	2
12/26/93.....Eric Allen vs. Saints (W).....	2	10/06/62.....Don Burroughs at Steelers (L).....	2
10/17/93.....Mark McMillian at Giants (L).....	2	12/03/61.....Chuck Bednarik at Steelers (W).....	2
01/03/93..... <i>Eric Allen at Saints (W)</i> .....	2	Don Burroughs at Steelers (W).....	3
11/08/92.....Eric Allen vs. Raiders (W).....	2	11/27/60.....Don Burroughs vs. Giants (W).....	2
11/17/91.....Wes Hopkins vs. Bengals (W).....	2	10/16/60.....Gene Johnson vs. Lions (W).....	2
09/15/91.....Rich Miano at Cowboys (W).....	2	10/09/60.....Don Burroughs vs. Rams (W).....	2
12/23/90.....Eric Allen vs. Cowboys (W).....	2	09/30/60.....Chuck Weber at Cowboys (W).....	3
12/18/88.....Wes Hopkins at Cowboys (W).....	2		
11/20/88.....Terry Hoage at Giants (W).....	2		
09/04/88.....Terry Hoage at Buccaneers (W).....	2		
09/20/87.....Elbert Foules vs. Saints (W).....	2		
12/21/86.....Roynell Young vs. Washington (L).....	2		
09/14/86.....Andre Waters at Bears (L).....	2		
10/20/85.....Wes Hopkins vs. Cowboys (W).....	2		
12/02/84.....Wes Hopkins vs. Cowboys (L).....	2		
12/19/82.....Roynell Young vs. Oilers (W).....	2		
12/20/81.....Herman Edwards vs. Rams (W).....	2		
09/17/81.....Brenard Wilson at Bills (W).....	2		
01/03/81..... <i>Herman Edwards vs. Vikings (W)</i> .....	2		
<i>Roynell Young vs. Vikings (W)</i> .....	2		
09/22/80.....Herman Edwards vs. Giants (W).....	2		
11/04/79.....Herman Edwards vs. Browns (L).....	2		
10/14/79.....Randy Logan at Rams (W).....	2		
12/17/78.....Herman Edwards vs. Giants (W).....	2		
09/17/78.....Deac Sanders at Saints (W).....	2		
12/04/77.....Randy Logan at Cowboys (L).....	2		
11/06/77.....Deac Sanders vs. Saints (W).....	2		

\* Rookie | *Playoff Game*



HERMAN EDWARDS



GROSS AVERAGE CAREER

Rk	Player	Punts	Yds	Gross	Net	In20	Lg	Blk
1.	<b>Braden Mann (2023-)</b>	<b>154</b>	<b>7,626</b>	<b>49.5</b>	<b>42.6</b>	<b>51</b>	<b>70</b>	<b>1</b>
2.	Cameron Johnston (2018-20)	203	9,547	47.0	41.8	78	68	0
3.	Donnie Jones (2013-17)	374	16,971	45.4	40.5	138	72	4
4.	Arryn Siposs (2021-23)	107	4,768	44.6	39.3	35	68	1
5.	Joe Muha (1946-50)	179	7,688	43.0	---	---	82	2

NET AVERAGE CAREER

Rk	Player	Punts	Yds	Gross	Net	In20	Lg	Blk
1.	<b>Braden Mann (2023-)</b>	<b>154</b>	<b>7,626</b>	<b>49.5</b>	<b>42.6</b>	<b>51</b>	<b>70</b>	<b>1</b>
2.	Cameron Johnston (2018-20)	203	9,547	47.0	41.8	78	68	0
3.	Donnie Jones (2013-17)	374	16,971	45.4	40.5	138	72	4
4.	Arryn Siposs (2021-23)	107	4,768	44.6	39.3	35	68	1
5.	Sav Rocca (2007-10)	299	12,817	42.9	37.6	102	65	1

PUNTS CAREER

Rk	Player	Punts
1.	Adrian Burk (1951-56).....	393
2.	Sean Landeta (1999-2002, '05).....	376
3.	Tom Hutton (1995-98).....	349
4.	John Teltschik (1986-89).....	345
5.	Max Runager (1979-83, '89).....	332

PUNTS INSIDE 20 CAREER

Rk	Player	In20
1.	Donnie Jones (2013-17).....	138
2.	Jeff Feagles (1990-93).....	106
3.	Sav Rocca (2007-10).....	102
4.	Sean Landeta (1999-2002, '05).....	96
5.	Dirk Johnson (2003-06).....	79

GROSS AVERAGE SEASON

Rk	Player	Punts	Yds	Gross	Net	In20	Lg	Blk
1.	<b>Braden Mann (2025)</b>	<b>56</b>	<b>2,803</b>	<b>50.1</b>	<b>42.4</b>	<b>16</b>	<b>70</b>	<b>0</b>
2.	<b>Braden Mann (2023)</b>	<b>44</b>	<b>2,190</b>	<b>49.8</b>	<b>43.9</b>	<b>15</b>	<b>63</b>	<b>0</b>
3.	<b>Braden Mann (2024)</b>	<b>54</b>	<b>2,633</b>	<b>48.8</b>	<b>42.1</b>	<b>20</b>	<b>70</b>	<b>1</b>
4.	Cameron Johnston (2018)	61	2,937	48.2	42.7	24	68	0
5.	Joe Muha (1948)	57	2,694	<b>47.3</b>	---	---	82	0

NET AVERAGE SEASON

Rk	Player	Punts	Yds	Gross	Net	In20	Lg	Blk
1.	<b>Braden Mann (2023)</b>	<b>44</b>	<b>2,190</b>	<b>49.8</b>	<b>43.9</b>	<b>15</b>	<b>63</b>	<b>0</b>
2.	Cameron Johnston (2018)	61	2,937	48.2	42.7	24	68	0
3.	Cameron Johnston (2019)	71	3,292	46.4	42.3	28	61	0
1.	<b>Braden Mann (2025)</b>	<b>56</b>	<b>2,803</b>	<b>50.1</b>	<b>42.4</b>	<b>16</b>	<b>70</b>	<b>0</b>
5t.	<b>Braden Mann (2024)</b>	<b>54</b>	<b>2,633</b>	<b>48.8</b>	<b>42.1</b>	<b>20</b>	<b>70</b>	<b>1</b>
	Donnie Jones (2015)	86	4,038	47.0	41.6	29	64	2

Led NFL Note: Net average and inside-the-20 became official NFL statistics in 1976

PUNTS SEASON

Rk	Player	Punts
1.	John Teltschik (1986).....	108
2.	Sean Landeta (1999).....	107
3.	Tom Hutton (1998).....	104
4.	John Teltschik (1988).....	98
5.	Sean Landeta (2001).....	97

PUNTS INSIDE 20 SEASON

Rk	Player	In20
1.	Donnie Jones (2014).....	34
2.	Donnie Jones (2013).....	33
3.	Jeff Feagles (1993).....	31
4t.	Donnie Jones (2015).....	29
	Jeff Feagles (1991).....	29

LONGEST PUNTS

Rk	Player	Yds
1.	Randall Cunningham (12/3/89 at Giants).....	91
2.	Joe Muha (10/10/48 vs. Giants).....	82
3t.	Randall Cunningham (10/16/94 at Cowboys).....	80
	King Hill (11/11/62 vs. Packers).....	80
5.	Jeff Feagles (9/15/91 at Cowboys).....	77

GROSS AVERAGE GAME

Rk	Player	Gross
1.	Cameron Johnston (9/20/20 vs. Rams).....	60.5
2t.	<b>Braden Mann (12/31/23 vs. Cardinals).....</b>	<b>58.5</b>
	<b>Braden Mann (10/29/23 at Commanders).....</b>	<b>58.5</b>

NET AVERAGE GAME

Rk	Player	Net
1.	<b>Braden Mann (10/26/25 vs. Giants).....</b>	<b>57.0</b>
2.	Arryn Siposs (11/27/22 vs. Packers).....	52.0
3.	Donnie Jones (11/17/13 vs. Washington).....	50.7



KICKOFF RETURN AVERAGE CAREER

Rk	Player	KOR	Yds	Avg	Lg	TD
1.	Josh Huff (2014-16)	42	1,165	27.7	107t	2
2.	Steve Van Buren (1944-51)	76	2,030	26.7	98t	3
3.	Irv Cross (1961-69)	28	745	26.6	74	0
4.	Timmy Brown (1960-67)	169	4,483	26.5	105t	5
5.	Al Nelson (1965-73)	101	2,625	26.0	78	0
6.	Wilbert Montgomery (1977-84)	32	814	25.4	99t	1
7.	Quintin Demps (2008-09)	58	1,469	25.3	100t	1
8.	Brian Mitchell (2000-02)	131	3,311	25.3	94t	2
9.	Allen Rossum (1998-99)	98	2,427	24.8	89t	1
10.	Billy Walik (1970-72)	67	1,640	24.5	82	0

KICKOFF RETURNS CAREER

Rk	Player	KOR
1.	Timmy Brown (1960-67)	169
2.	Brian Mitchell (2000-02)	131
3.	Al Nelson (1965-73)	101
4.	Allen Rossum (1998-99)	98
5.	Larry Marshall (1974-77)	88

KICKOFF RETURN YARDS CAREER

Rk	Player	Yds
1.	Timmy Brown (1960-67)	4,483
2.	Brian Mitchell (2000-02)	3,311
3.	Al Nelson (1965-73)	2,625
4.	Allen Rossum (1998-99)	2,427
5.	Larry Marshall (1974-77)	2,075

KICKOFF RETURN TDs CAREER

Rk	Player	TD
1.	Timmy Brown (1960-67)	5
2t.	Derrick Witherspoon (1995-97)	3
	Steve Van Buren (1944-51)	3
4t.	Josh Huff (2014-16)	2
	Brian Mitchell (2000-02)	2

KICKOFF RETURN AVERAGE SEASON

Rk	Player	KOR	Yds	Avg	Lg	TD
1.	Al Nelson (1972)	25	728	29.1	78	0
2.	Steve Van Buren (1945)	13	373	<b>28.7</b>	<b>98t</b>	<b>1</b>
3.	Timmy Brown (1963)	<b>33</b>	<b>945</b>	28.6	100t	1
4.	Timmy Brown (1966)	20	562	28.1	93t	<b>2</b>
5.	Timmy Brown (1961)	<b>29</b>	<b>811</b>	28.0	<b>105t</b>	1
6.	Timmy Brown (1962)	30	831	27.7	99t	<b>1</b>
7.	Herschel Walker (1994)	21	581	27.7	94t	1
8.	Don Stevens (1952)	16	433	27.1	51	0
9.	Brian Mitchell (2002)	43	1,162	27.0	57	0
10.	Wilbert Montgomery (1977)	23	619	26.9	99t	1

Led NFL Led Conference

KICKOFF RETURNS SEASON

Rk	Player	KOR
1.	Allen Rossum (1999)	54
2.	Derrick Witherspoon (1996)	53
3.	Quintin Demps (2008)	52
4.	Herman Hunter (1985)	48
5t.	Brian Mitchell (2000)	47
	Duce Staley (1997)	47

LONGEST KICKOFF RETURNS

Rk	Player	Yds
1.	Josh Huff (11/23/2014 vs. Titans)	107t
2.	Timmy Brown (9/17/1961 vs. Browns)	105t
3.	Russ Craft (10/7/1950 vs. Rams)	103t
4.	Chris Polk (9/21/2014 vs. Washington)	102t
5t.	Quintin Demps (11/23/2008 at Ravens)	100t
	Timmy Brown (9/22/1963 vs. Cardinals)	100t
	Dave Smukler (11/13/1938 at Brooklyn Dodgers)	100t

KICKOFF RETURN YARDS SEASON

Rk	Player	Yds
1.	Allen Rossum (1999)	1,347
2.	Quintin Demps (2008)	1,314
3.	Derrick Witherspoon (1996)	1,271
4.	Brian Mitchell (2002)	1,162
5.	Duce Staley (1997)	1,139

KICKOFF RETURNS GAME

Rk	Player	KOR
1t.	Quintin Demps (11/9/08 vs. Giants)	8
	Allen Rossum (11/21/99 vs. Colts)	8
	Derrick Witherspoon (11/24/96 at Cardinals)	8

KICKOFF RETURN TDs SEASON

Rk	Player	TD
1.	Derrick Witherspoon (1996)	2
	Timmy Brown (1966)	2

KICKOFF RETURN YARDS GAME

Rk	Player	Yds
1.	Derrick Witherspoon (11/24/96 at Cardinals)	253
2.	Timmy Brown (11/6/66 vs. Cowboys)	247
3.	Allen Rossum (11/14/99 vs. Washington)	222

KICKOFF RETURN TDs GAME

Rk	Player	TD
1.	Timmy Brown (11/6/66 vs. Cowboys)	<b>2</b>

NFL Record



**PUNT RETURN AVERAGE CAREER**

Rk	Player	PR	FC	Yds	Avg	Lg	TD
1.	Ernie Steele (1942-48)	44	---	737	16.8	80t	1
2.	Steve Van Buren (1944-51)	34	---	473	13.9	55t	2
3.	Pat McHugh (1947-51)	31	---	402	13.0	69t	1
4.	Brian Westbrook (2002-09)	39	21	498	12.8	84t	2
5t.	Brian Mitchell (2000-02)	117	66	1,369	11.7	76t	2
	Darren Sproles (2014-19)	116	68	1,355	11.7	89t	4
<b>7t.</b>	<b>Britain Covey (2022-)</b>	<b>69</b>	<b>42</b>	<b>780</b>	<b>11.3</b>	<b>54</b>	<b>0</b>
	Frank Reagan (1949-51)	27	---	304	11.3	42	1
9t.	Bosh Pritchard (1942, '47-51)	91	---	975	10.7	55t	1
	Vai Sikahema (1992-93)	73	30	778	10.7	87t	1

**PUNT RETURNS CAREER**

Rk	Player	PR
1.	Wally Henry (1977-82)	148
2.	DeSean Jackson (2008-13, '19-20)	132
3t.	Brian Mitchell (2000-02)	117
	John Sciarra (1978-83)	117
5.	Darren Sproles (2014-19)	116

**PUNT RETURN YARDS CAREER**

Rk	Player	Yds
1.	Brian Mitchell (2000-02)	1,369
2.	Darren Sproles (2014-19)	1,355
3.	DeSean Jackson (2008-13, '19-20)	1,296
4.	Wally Henry (1977-82)	1,231
5.	Larry Marshall (1974-77)	1,086

**PUNT RETURN TDs CAREER**

Rk	Player	TD
1t.	DeSean Jackson (2008-13, '19-20)	4
	Darren Sproles (2014-19)	4
3t.	Brian Westbrook (2002-09)	2
	Brian Mitchell (2000-02)	2
	Steve Van Buren (1944-51)	2

**PUNT RETURN AVERAGE SEASON**

Rk	Player	PR	FC	Yds	Avg	Lg	TD
1t.	Steve Van Buren (1944)	15	---	230	<b>15.3</b>	55	<b>1</b>
	Brian Westbrook (2003)	20	16	306	15.3	84t	<b>2</b>
3.	DeSean Jackson (2009)	29	15	<b>441</b>	<b>15.2</b>	<b>85t</b>	<b>2</b>
<b>4.</b>	<b>Britain Covey (2023)</b>	<b>29</b>	<b>18</b>	<b>417</b>	<b>14.4</b>	<b>54</b>	<b>0</b>
5.	Alvin Haymond (1968)	15	6	201	13.4	54t	1
6.	Darren Sproles (2016)	17	13	224	13.2	66	0
7.	Darren Sproles (2014)	<b>39</b>	16	<b>506</b>	<b>13.0</b>	82t	<b>2</b>
8.	Reno Mahe (2005)	21	9	269	<b>12.8</b>	44	0
9.	Frank Reagan (1949)	21	---	266	12.7	42	1
10.	Kelvin Martin (1995)	17	10	214	12.6	38	0

Led NFL Led Conference

**PUNT RETURNS SEASON**

Rk	Player	PR
1.	Wally Henry (1981)	54
2.	Rod Harris (1991)	53
3.	DeSean Jackson (2008)	50
4t.	Brian Mitchell (2002)	46
	Larry Marshall (1977)	46

**PUNT RETURN YARDS SEASON**

Rk	Player	Yds
1.	Brian Mitchell (2002)	567
2.	Darren Sproles (2014)	506
3.	Vai Sikahema (1992)	503
4.	Larry Marshall (1977)	489
5.	Brian Mitchell (2001)	467

**PUNT RETURN TDs SEASON**

Rk	Player	TD
1t.	Darren Sproles (2015)	2
	Darren Sproles (2014)	2
	DeSean Jackson (2009)	2
	Brian Westbrook (2003)	2

**LONGEST PUNT RETURNS**

Rk	Player	Yds
1.	Damaris Johnson (12/2/2012 at Cowboys)	98t
2.	Darren Sproles (9/27/2015 at Jets)	89t
3.	Vai Sikahema (11/22/1992 at Giants)	87t
4.	DeSean Jackson (9/13/2009 at Panthers)	85t
5.	Brian Westbrook (10/19/2003 at Giants)	84t
6.	Darren Sproles (12/6/2015 at Patriots)	83t
7.	Darren Sproles (9/28/2014 at 49ers)	82t
8t.	Brian Westbrook (12/21/2003 vs. 49ers)	81t
	Tommy McDonald (10/4/1959 vs. Giants)	81t
10.	Ernie Steele (10/25/1942 at Bears) (lateral)	80t

**PUNT RETURNS GAME**

Rk	Player	PR
1.	Larry Marshall (9/18/77 vs. Buccaneers)	9
2t.	DeSean Jackson (9/7/08 vs. Rams)	8
	Evan Cooper (10/26/86 vs. Chargers)	8
	Vai Sikahema (12/13/92 at Seahawks)	8

**PUNT RETURN YARDS GAME**

Rk	Player	Yds
1.	Alvin Haymond (10/6/68 at Washington)	140
2.	Darren Sproles (12/6/15 at Patriots)	115
3.	Vai Sikahema (11/22/92 at Giants)	111
<b>4.</b>	<b>Britain Covey (12/4/22 vs. Titans)</b>	<b>105</b>



INTERCEPTIONS RETURNED FOR TOUCHDOWNS (YARDS)

10/19/25..... Jalyx Hunt at Vikings (W).....	42	11/22/92..... Seth Joyner at Giants (W).....	43
02/09/25..... Cooper DeJean vs. Chiefs (W).....	38	12/22/91..... Otis Smith vs. Washington (W).....	74
12/29/24..... C.J. Gardner-Johnson vs. Cowboys (W).....	69	12/23/90..... Eric Allen vs. Cowboys (W).....	35
12/31/23..... Sydney Brown vs. Cardinals (L).....	99	11/25/90..... Byron Evans vs. Giants (W).....	23
09/10/23..... Darius Slay at Patriots (W).....	70	11/12/90..... William Frizzell vs. Washington (W).....	30
12/24/22..... Josh Sweat at Cowboys (L).....	42	12/03/89..... Clyde Simmons at Giants (W).....	60
09/11/22..... James Bradberry at Lions (W).....	27	09/10/89..... Eric Everett vs. Seahawks (W).....	30
12/26/21..... Alex Singleton vs. Giants (W).....	29	10/27/85..... Wes Hopkins vs. Bills (W).....	24
11/21/21..... Darius Slay vs. Saints (W).....	51	09/29/85..... Herman Edwards vs. Giants (L).....	3
10/04/20..... Alex Singleton at 49ers (W).....	30	12/19/82..... Richard Blackmore vs. Oilers (W).....	20
10/06/19..... Nathan Gerry vs. Jets (W).....	51	12/17/78..... Frank LeMaster vs. Giants (W).....	9
01/21/18..... Patrick Robinson vs. Vikings (W).....	50	10/15/78..... John Sanders vs. Washington (W).....	19
10/29/17..... Jalen Mills vs. 49ers (W).....	37	12/21/75..... Joe Lavender at Washington (W).....	36
12/22/16..... Malcolm Jenkins vs. Giants (W).....	34	Frank LeMaster at Washington (W).....	89
12/11/16..... Leodis McKelvin vs. Washington (L).....	29	09/29/74..... Joe Lavender vs. Baltimore Colts (W).....	37
10/16/16..... Malcolm Jenkins at Washington (L).....	64	12/09/73..... John Outlaw vs. Jets (W).....	45
12/06/15..... Malcolm Jenkins at Patriots (W).....	99	12/19/71..... Al Nelson at Giants (W).....	19
11/08/15..... Jordan Hicks* at Cowboys (W).....	67	10/19/69..... Bill Bradley* at Cowboys (L).....	56
10/19/15..... Nolan Carroll vs. Giants (W).....	17	10/13/69..... Nate Ramsey at Baltimore Colts (L).....	26
11/10/14..... Bradley Fletcher vs. Panthers (W).....	34	09/21/69..... Joe Scarpati vs. Browns (L).....	34
09/28/14..... Malcolm Jenkins at 49ers (L).....	53	12/10/67..... Joe Scarpati at Cowboys (L).....	67
12/22/13..... Brandon Boykin vs. Bears (W).....	54	10/08/67..... Don Hultz at Falcons (W).....	16
11/13/11..... Asante Samuel vs. Cardinals (L).....	20	11/20/66..... Jim Nettles at 49ers (W).....	34
11/15/10..... Dimitri Patterson at Washington (W).....	40	12/12/65..... Maxie Baughan at Steelers (W).....	33
12/06/09..... Sheldon Brown at Falcons (W).....	83	Jim Nettles* at Steelers (W).....	56
10/26/09..... Will Witherspoon at Washington (W).....	9	George Tarasovic at Steelers (W).....	40
01/04/09..... Asante Samuel at Vikings (W).....	44	12/06/64..... Joe Scarpati* vs. Cowboys (W).....	24
12/15/08..... Asante Samuel vs. Browns (W).....	50	10/25/64..... Irv Cross at Steelers (W).....	94
10/12/08..... Juqua Parker at 49ers (W).....	55	11/10/63..... Lee Roy Caffey* at Giants (L).....	87
12/17/06..... Trent Cole at Giants (W).....	19	10/13/57..... Jimmy Harris* at Browns (L).....	65
12/10/06..... Michael Lewis at Washington (W).....	84	10/05/57..... Jerry Norton vs. Giants (L).....	99
11/12/06..... Sheldon Brown vs. Washington (W).....	70	10/14/56..... Eddie Bell at Steelers (W).....	28
10/08/06..... Lito Sheppard vs. Cowboys (W).....	102	11/13/55..... Bibbles Bawel vs. Browns (W).....	40
10/02/05..... Sheldon Brown at Chiefs (W).....	40	10/15/55..... Bibbles Bawel at Steelers (L).....	42
11/15/04..... Lito Sheppard at Cowboys (W).....	101	12/12/54..... Jerry Norton* vs. Giants (W).....	69
10/17/04..... Lito Sheppard vs. Panthers (W).....	64	11/15/53..... Chuck Bednarik vs. Baltimore Colts (W).....	26
10/05/03..... ND Kalu vs. Washington (W).....	15	12/14/52..... Mike Jarmoluk at Washington (L).....	45
01/11/03..... Bobby Taylor vs. Falcons (W).....	39	12/07/52..... Vic Sears vs. Dallas Texans (W).....	9
12/21/02..... Shawn Barber at Cowboys (W).....	80	11/02/52..... Russ Craft at Packers (L).....	32
12/01/02..... Bobby Taylor vs Rams (W).....	23	10/29/50..... Joe Muha vs. Washington (W).....	19
01/12/02..... Damon Moore vs. Buccaneers (W).....	59	10/22/50..... Norm Willey* at Steelers (W).....	41
11/18/01..... William Hampton at Cowboys (W).....	33	09/24/50..... Frank Reagan at Chicago Cardinals (W) (lateral).....	46
Jeremiah Trotter at Cowboys (W).....	50	12/04/49..... Joe Muha at Giants (W).....	28
11/19/00..... Mike Caldwell vs. Cardinals (W).....	26	11/20/49..... Pat McHugh vs. NY Bulldogs (W).....	21
09/03/00..... Jeremiah Trotter at Cowboys (W).....	27	11/10/46..... Gil Steinke at Giants (L).....	52
01/02/00..... Al Harris vs. Rams (W).....	17	12/03/44..... Vic Lindskog* vs. Brooklyn Tigers (W).....	65
Mike Mamula vs. Rams (W).....	41	11/26/44..... Tom Miller vs. Bears (L).....	35
11/21/99..... Brandon Whiting vs. Colts (L).....	22	11/19/44..... Jack Hinkle at Washington (W).....	50
10/24/99..... Brian Dawkins at Dolphins (L).....	67	11/07/43..... Larry Cabrelli vs. Washington (T).....	24
10/03/99..... Bobby Taylor at Giants (L).....	18	10/31/43..... Ben Kish vs. Chicago Cardinals (W).....	86
12/07/97..... Brian Dawkins vs. Giants (L).....	64	09/16/38..... Jay Arnold at Pittsburgh Pirates (W).....	22
11/03/96..... Troy Vincent at Cowboys (W) (lateral).....	90	10/10/37..... Maurice Harper* at Washington (W).....	20
12/30/95..... William Thomas vs. Lions (W).....	30	11/06/34..... Swede Hanson vs. Cincinnati Reds (W).....	---
Barry Wilburn vs. Lions (W).....	24	11/26/33..... Lee Woodruff vs. Cincinnati Reds (W).....	55
09/10/95..... William Thomas at Cardinals (W).....	37		
12/24/94..... Mike Zordich at Bengals (L).....	18		
10/30/94..... Greg Jackson at Washington (W).....	55		
12/26/93..... Eric Allen vs. Saints (W).....	33		
Eric Allen vs. Saints (W).....	25		
10/03/93..... Eric Allen at Jets (W).....	94		
09/19/93..... Eric Allen vs. Washington (W).....	29		
01/03/93..... Eric Allen at Saints (W).....	18		
12/06/92..... Seth Joyner vs. Vikings (W).....	24		

\* Rookie | *Playoff Game*



MALCOLM JENKINS



FUMBLE RECOVERY TOUCHDOWNS (YARDS)

12/10/23 ..... <b>Jalen Carter at Cowboys (L)</b> ..... <b>42</b>	11/15/70..... Steve Preece vs. Falcons (T)..... 21
11/14/21 ..... Darius Slay at Broncos (W)..... 83	12/18/66..... Harold Wells at Washington (W)..... 60
10/31/21 ..... Darius Slay at Lions (W)..... 33	10/10/65..... George Tarasovic at Cowboys (W)..... 62
11/01/20 ..... Rodney McLeod vs. Cowboys (W)..... 53	11/22/64..... Mike Morgan* vs. St. Louis Cardinals (L)..... 0
10/18/20 ..... J.J. Arcega-Whiteside vs. Ravens (L)..... 0	11/27/60..... J.D. Smith vs. Giants (W)..... 0
12/15/19 ..... Nigel Bradham at Washington (W)..... 48	11/20/60..... Jimmy Carr at Giants (W)..... 38
10/06/19 ..... Orlando Scandrick vs. Jets (W)..... 44	12/13/59..... Don Owens vs. Browns (L)..... 3
12/25/17 ..... Derek Barnett* vs. Raiders (W)..... 23	11/22/59..... Jerry Huth vs. Los Angeles Rams (W)..... 0
12/10/17 ..... <b>Brandon Graham at Rams (W)</b> ..... <b>16</b>	10/04/59..... Chuck Weber vs. Giants (W)..... 0
11/26/17 ..... Nelson Agholor vs. Bears (W)..... 0	12/12/54..... Norm Willey vs. Giants (W)..... 0
11/19/17 ..... Nigel Bradham at Cowboys (W)..... 37	10/25/53..... Tom Scott* at Chicago Cardinals (W)..... 0
09/10/17 ..... Fletcher Cox at Washington (W)..... 20	12/07/52..... Ebert Van Buren vs. Dallas Texans (W)..... 0
01/03/16 ..... Walter Thurmond at Giants (W)..... 83	11/16/52..... Pete Pihos vs. Chicago Cardinals (W)..... 12
10/05/14 ..... Cedric Thornton vs. Rams (W)..... 0	11/09/52..... Mike Jarmoluk vs. Washington (W)..... 16
09/07/14 ..... Fletcher Cox vs. Jaguars (W)..... 17	11/04/51..... Gerry Cowhig at Steelers (W)..... 25
10/27/13 ..... Najee Goode vs. Giants (L)..... 2	10/29/50..... John Green vs. Washington (W)..... 2
12/18/11 ..... Juqua Parker vs. Jets (W)..... 47	11/06/49..... Russ Craft vs. Los Angeles Rams (W)..... 21
11/07/11 ..... Brian Rolle vs. Bears (L)..... 22	10/31/48..... Bosh Pritchard at Steelers (W)..... 18
09/11/11 ..... Juqua Parker at Rams (W)..... 56	10/05/47..... Joe Muha vs. Giants (W)..... 2
10/10/10 ..... Quintin Mikell at 49ers (W)..... 52	10/08/44..... Jack Banta vs. Washington (T)..... 0
12/13/09 ..... Sheldon Brown at Giants (W)..... 60	10/31/43..... Jack Hinkle vs. Chicago Cardinals (W)..... 0
09/13/09 ..... Victor Abiamiri at Panthers (W)..... 2	10/24/43..... Al Wukits* at Giants (L)..... 2
12/28/08 ..... Chris Clemons vs. Cowboys (W)..... 73	11/01/42..... Rupert Pate at Washington (L)..... 53
..... Joselio Hanson vs. Cowboys (W)..... 96	09/20/42..... Vic Sears at Cleveland Rams (L)..... 25
09/15/08 ..... Chris Gocong at Cowboys (L)..... 0	09/15/40..... Don Looney* at Packers (L)..... 44
12/30/07 ..... Kevin Curtis vs. Bills (W)..... 0	10/15/39..... Theodore Schmitt at Giants (L)..... 63
12/23/07 ..... Kevin Curtis at Saints (W)..... 0	09/25/38..... Joe Carter vs. Giants (W)..... 92
09/24/06 ..... Mike Patterson at 49ers (W)..... 98	..... Bob Pylman* vs. Giants (W)..... 88
10/09/05 ..... Sheldon Brown at Cowboys (L)..... 80	09/16/38..... Jay Arnold at Pittsburgh Pirates (W)..... 18
01/16/05 ..... <i>Freddie Mitchell vs. Vikings (W)</i> ..... 0	10/31/37..... Joe Pilconis at Pittsburgh Pirates (L)..... 22
12/15/02 ..... Carlos Emmons vs. Washington (W)..... 44	
12/09/01 ..... Brian Dawkins vs. Chargers (W)..... 49	
09/30/01 ..... Damon Moore vs. Cowboys (W)..... 10	
09/15/97 ..... William Thomas at Cowboys (L)..... 37	
12/22/96 ..... Mike Mamula vs. Cardinals (W)..... 4	
10/13/96 ..... William Thomas at Giants (W)..... 23	
09/30/96 ..... Rhett Hall vs. Cowboys (L)..... 32	
12/24/95 ..... Jerome Henderson at Bears (L)..... 0	
10/29/95 ..... Kevin Johnson vs. St. Louis Rams (W)..... 37	
10/15/95 ..... Mike Zordich at Giants (W)..... 58	
09/24/95 ..... Greg Jackson at Raiders (L)..... 45	
01/03/94 ..... Byron Evans at 49ers (W)..... 30	
09/13/92 ..... Reggie White at Phoenix Cardinals (W)..... 37	
11/24/91 ..... Seth Joyner at Phoenix Cardinals (W)..... 34	
..... Clyde Simmons at Phoenix Cardinals (W)..... 0	
10/06/91 ..... Seth Joyner at Buccaneers (L)..... 0	
11/12/90 ..... Clyde Simmons vs. Washington (W)..... 18	
12/03/89 ..... Andre Waters at Giants (W)..... 3	
11/20/88 ..... Cris Carter at Giants (W)..... 0	
09/20/87 ..... Seth Joyner vs. Saints (W)..... 18	
09/13/87 ..... Reggie White at Washington (L)..... 70	
12/15/85 ..... Dave Little at Chargers (L)..... 0	
12/26/82 ..... Greg Brown at Cowboys (W)..... 0	
10/11/81 ..... Frank LeMaster at Saints (W)..... 47	
09/27/81 ..... Greg Brown* vs. Washington (W)..... 7	
11/16/80 ..... Jerry Robinson at Washington (W)..... 59	
11/19/78 ..... Herman Edwards at Giants (W)..... 26	
12/01/74 ..... Will Wynn vs. Packers (W)..... 87	
10/06/74 ..... Bill Dunstan at Chargers (W)..... 46	
09/23/74 ..... Joe Lavender vs. Cowboys (W)..... 96	
11/04/73 ..... Will Wynn* vs. Patriots (W)..... 24	
11/21/71 ..... Ben Hawkins at St. Louis Cardinals (W)..... 5	
..... Steve Smith at St. Louis Cardinals (W)..... 5	

\* Rookie | *Playoff Game*

LONGEST FUMBLE RECOVERY TOUCHDOWN

Rk	Player	Yds
1.	Mike Patterson (9/24/06 at 49ers).....	98t
2t.	Joselio Hanson (12/28/08 vs. Cowboys).....	96t
	Joe Lavender (9/23/74 vs. Cowboys).....	96t
4.	Joe Carter (9/25/38 vs. Giants).....	92t
5.	Boby Pylman (9/25/38 vs. Giants).....	88t
6.	Will Wynn (12/1/74 vs. Packers).....	87t
7t.	Darius Slay (11/14/21 at Broncos).....	83t
	Walter Thurmond (1/3/16 at Giants).....	83t
9.	Sheldon Brown (10/9/05 at Cowboys).....	80t
10.	Chris Clemons (12/28/08 vs. Cowboys).....	73t

FUMBLE RECOVERY TOUCHDOWNS CAREER

Rk	Player	TD
1t.	Fletcher Cox (2012-).....	3
	Seth Joyner (1986-93).....	3
2t.	10x, last: Darius Slay (2020-25).....	2

FUMBLE RECOVERY TOUCHDOWNS SEASON

Rk	Player	TD
1t.	Darius Slay (2021).....	2
	Juqua Parker (2011).....	2
	Kevin Curtis (2007).....	2
	Seth Joyner (1991).....	2



**KICKOFF RETURN TOUCHDOWNS (YARDS)**

10/23/16	Josh Huff vs. Vikings (W)	98
10/16/16	Wendell Smallwood* at Washington (L)	86
11/23/14	Josh Huff* vs. Titans (W)	107
09/21/14	Chris Polk vs. Washington (W)	102
11/23/08	Quintin Demps* at Ravens (L)	100
11/04/01	Brian Mitchell at Cardinals (W)	94
10/01/00	Brian Mitchell vs. Falcons (W)	89
11/14/99	Allen Rossum vs. Washington (W)	89
11/02/97	Willie Clark at Cardinals (L)	39
11/24/96	Derrick Witherspoon at Cardinals (L)	95
09/22/96	Derrick Witherspoon at Falcons (W)	97
12/17/95	Derrick Witherspoon vs. Cardinals (W)	86
12/24/94	Herschel Walker at Bengals (L)	94
11/18/84	Andre Waters* vs. Washington (W)	89
12/02/79	Billy Campfield vs. Lions (W)	92
12/11/77	Wilbert Montgomery* vs. Giants (W)	99
09/22/68	Alvin Haymond vs. Giants (L)	98
11/06/66	Timmy Brown vs. Cowboys (W)	93
	Timmy Brown vs. Cowboys (W)	90
09/22/63	Timmy Brown vs. Cardinals (L)	100
12/02/62	Timmy Brown at Washington (W)	99
09/17/61	Timmy Brown vs. Browns (W)	105
09/24/55	Jerry Norton vs. Giants (W)	96
10/07/50	Russ Craft vs. Rams (W)	103
09/28/47	Steve Van Buren vs. Washington (W)	95
12/02/45	Steve Van Buren at Giants (L)	98
11/12/44	Steve Van Buren* vs. Giants (T)	97
11/01/42	Bosh Pritchard* at Washington (L)	97
11/13/38	Dave Smukler at Brooklyn Dodgers (L)	100

\* Rookie | *Playoff Game*

**PUNT RETURN TOUCHDOWNS (YARDS)**

12/06/20	Jalen Reagor at Packers (L)	73
12/06/15	Darren Sproles at Patriots (W)	83
09/27/15	Darren Sproles at Jets (W)	89
11/10/14	Darren Sproles vs. Panthers (W)	65
09/28/14	Darren Sproles at 49ers (L)	82
12/02/12	Damaris Johnson* at Cowboys (L)	98
12/19/10	DeSean Jackson at Giants (W)	65
12/13/09	DeSean Jackson at Giants (W)	72
09/13/09	DeSean Jackson at Panthers (W)	85
10/05/08	DeSean Jackson* vs. Washington (L)	68
12/21/03	Brian Westbrook vs. 49ers (L)	81
10/19/03	Brian Westbrook at Giants (W)	84
11/25/02	Brian Mitchell at 49ers (W)	76
09/24/00	Brian Mitchell at Saints (W)	72
11/22/92	Vai Sikahema at Giants (W)	87
11/30/86	Greg Garrity at Raiders (W)	76
09/03/78	Wally Henry vs. Rams (L)	57
10/06/68	Alvin Haymond at Washington (L)	54
11/06/66	Aaron Martin vs. Cowboys (W)	67
12/19/65	Bob Shann* vs. Lions (L)	63
12/03/61	Timmy Brown at Steelers (W)	66
10/11/59	Art Powell* vs. Steelers (W)	58
10/04/59	Tommy McDonald vs. Giants (W)	81
11/09/52	Don Stevens* vs. Washington (W)	56
10/26/52	Bibbles Bawel* at Giants (W)	52
12/04/49	Frank Reagan at Giants (W)	41
10/30/49	Clyde Scott* at Steelers (W)	70
10/31/48	Bosh Pritchard at Steelers (W)	55
12/21/47	<i>Bosh Pritchard at Steelers (W)</i>	79
11/23/47	Pat McHugh* at Boston Yanks (L)	69
11/02/47	Pete Pihos* at Washington (W)	26
12/08/46	Steve Van Buren at Boston Yanks (W)	50
10/22/44	Steve Van Buren* vs. Boston Yanks (W)	55
10/25/42	Ernie Steele* at Bears (L) (lateral)	80
10/18/36	Stumpy Thomason at Boston (L)	15

\* Rookie | *Playoff Game*

**BLOCKED PUNTS RETURNED FOR TDs (YARDS)**

09/28/25	<b>Sydney Brown at Buccaneers (W)</b>	<b>35</b>
12/06/15	Najee Goode at Patriots (W)	24
12/28/14	Trey Burton* at Giants (W)	27
10/05/14	Chris Maragos vs. Rams (W)	10
09/28/14	Brad Smith at 49ers (L)	0
11/22/92	Ken Rose at Giants (W)	3
09/02/84	Rich Kraynak at Giants (L)	8
10/31/71	Bill Hobbs vs. Broncos (W)	0
12/20/70	Mike Dirks vs. Steelers (W)	0
11/12/67	Jim Nettles at Rams (L)	0
12/18/49	<i>Leo Skladany* at Rams (W)</i>	2
11/02/47	Pete Pihos at Washington (W)	26
11/03/46	Augie Lio vs. Giants (W)	0

\* Rookie | *Playoff Game*

**MISSED FGs RETURNED FOR TDs (YARDS)**

09/26/71	Al Nelson vs. Cowboys (L)	101
12/11/66	Al Nelson vs. Browns (W)	100
09/16/62	Timmy Brown vs. Cardinals (L)	99

**BLOCKED FGs RETURNED FOR TDs (YARDS)**

09/21/25	<b>Jordan Davis vs. Rams (W)</b>	<b>61</b>
10/23/05	Matt Ware vs. Chargers (W)	65
11/20/88	Clyde Simmons at Giants (W)	15



DARREN SPROLES



NICK FOLES



JALEN HURTS

STARTING QUARTERBACK RECORDS (SINCE 1956)

2025..... Jalen Hurts ..... 8-4	2001..... Donovan McNabb ..... 11-5	1977..... Ron Jaworski..... 5-9
2024..... Jalen Hurts ..... 12-2	2000..... Donovan McNabb ..... 11-5	1976..... Mike Boryla..... 3-7
Tanner McKee ..... 1-0	1999..... Doug Pederson..... 2-7	Roman Gabriel..... 1-3
Kenny Pickett..... 1-1	Donovan McNabb..... 2-4	1975..... Roman Gabriel..... 2-7
2023..... Jalen Hurts ..... 11-6	Koy Detmer..... 1-0	Mike Boryla..... 2-3
2022..... Jalen Hurts ..... 14-1	1998..... Bobby Hoying..... 1-6	1974..... Roman Gabriel..... 4-7
Gardner Minshew..... 0-2	Koy Detmer..... 1-4	Mike Boryla..... 3-0
2021..... Jalen Hurts ..... 8-7	Rodney Peete..... 1-3	1973..... Roman Gabriel..... 5-8-1
Gardner Minshew..... 1-1	1997..... Ty Detmer..... 2-5	1972..... John Reaves..... 0-7
2020..... Carson Wentz..... 3-8-1	Bobby Hoying..... 2-3-1	Pete Liske..... 2-4-1
Jalen Hurts ..... 1-3	Rodney Peete..... 2-1	1971..... Pete Liske..... 5-5
2019..... Carson Wentz..... 9-7	1996..... Ty Detmer..... 7-4	Rick Arrington..... 1-2-1
2018..... Carson Wentz..... 5-6	Rodney Peete..... 3-2	1970..... Norm Snead..... 3-9-1
Nick Foles..... 4-1	1995..... Rodney Peete..... 9-3	Rick Arrington..... 0-1
2017..... Carson Wentz..... 11-2	Randall Cunningham..... 1-3	1969..... Norm Snead..... 4-8-1
Nick Foles..... 2-1	1994..... Randall Cunningham..... 7-7	George Mira..... 0-1
2016..... Carson Wentz..... 7-9	Bubby Brister..... 0-2	1968..... Norm Snead..... 2-9
2015..... Sam Bradford..... 7-7	1993..... Bubby Brister..... 4-4	King Hill..... 0-2
Mark Sanchez..... 0-2	Randall Cunningham..... 4-0	John Huarte..... 0-1
2014..... Nick Foles..... 6-2	Ken O'Brien..... 0-4	1967..... Norm Snead..... 6-7-1
Mark Sanchez..... 4-4	1992..... Randall Cunningham..... 10-5	1966..... Norm Snead..... 5-5
2013..... Michael Vick..... 2-4	Jim McMahon..... 1-0	King Hill..... 2-0
Nick Foles..... 8-2	1991..... Jim McMahon..... 8-3	Jack Concannon..... 2-0
2012..... Michael Vick..... 3-7	Randall Cunningham..... 1-0	1965..... Norm Snead..... 4-5
Nick Foles..... 1-5	Jeff Kemp..... 1-1	King Hill..... 1-4
2011..... Michael Vick..... 7-6	Brad Goebel..... 0-2	1964..... Norm Snead..... 4-6
Vince Young..... 1-2	1990..... Randall Cunningham..... 10-6	King Hill..... 1-1
2010..... Michael Vick..... 8-3	1989..... Randall Cunningham..... 11-5	Jack Concannon..... 1-1
Kevin Kolb..... 2-3	1988..... Randall Cunningham..... 10-6	1963..... Sonny Jurgensen..... 2-6-1
2009..... Donovan McNabb..... 10-4	1987..... Randall Cunningham..... 7-5	King Hill..... 0-4-1
Kevin Kolb..... 1-1	Scott Tinsley..... 0-3	1962..... Sonny Jurgensen..... 3-9-1
2008..... Donovan McNabb..... 9-6-1	1986..... Ron Jaworski..... 3-6	King Hill..... 0-1
2007..... Donovan McNabb..... 8-6	Randall Cunningham..... 1-3-1	1961..... Sonny Jurgensen..... 10-4
A.J. Feeley..... 0-2	Matt Cavanaugh..... 1-1	1960..... Norm Van Brocklin..... 10-2
2006..... Donovan McNabb..... 5-5	1985..... Ron Jaworski..... 6-6	1959..... Norm Van Brocklin..... 7-5
Jeff Garcia..... 5-1	Randall Cunningham..... 1-3	1958..... Norm Van Brocklin..... 2-9-1
2005..... Donovan McNabb..... 4-5	1984..... Ron Jaworski..... 5-7-1	1957..... Bobby Thomason..... 2-5
Mike McMahon..... 2-5	Joe Pisarcik..... 1-2	Sonny Jurgensen..... 2-3
2004..... Donovan McNabb..... 13-2	1983..... Ron Jaworski..... 5-11	1956..... Bobby Thomason..... 3-5-1
Koy Detmer..... 0-1	1982..... Ron Jaworski..... 3-6	Adrian Burk..... 0-3
2003..... Donovan McNabb..... 12-4	1981..... Ron Jaworski..... 10-6	
2002..... Donovan McNabb..... 7-3	1980..... Ron Jaworski..... 12-4	
A.J. Feeley..... 4-1	1979..... Ron Jaworski..... 11-5	
Koy Detmer..... 1-0	1978..... Ron Jaworski..... 9-7	



PASSING

ATTEMPTS

- Carson Wentz (2016).....607
- Nick Foles (2012).....265
- John Reaves (1972).....224
- Donovan McNabb (1999).....216
- Davey O'Brien (1939).....201
- Jalen Hurts (2020).....148**
- Mike Boryla (1974).....102
- Foster Watkins (1940).....85
- Randall Cunningham (1985).....81
- Rick Arrington (1970).....73
- Red Kirkman (1933).....73

COMPLETIONS

- Carson Wentz (2016).....379
- Nick Foles (2012).....161
- John Reaves (1972).....108
- Donovan McNabb (1999).....106
- Davey O'Brien (1939).....99
- Jalen Hurts (2020).....77**
- Mike Boryla (1974).....60
- Rick Arrington (1970).....37
- Randall Cunningham (1985).....34
- Sonny Jurgensen (1957).....33

PASSING YARDS

- Carson Wentz (2016).....3,782
- Nick Foles (2012).....1,699
- John Reaves (1972).....1,508
- Davey O'Brien (1939).....1,324
- Jalen Hurts (2020).....1,061**
- Donovan McNabb (1999).....948
- Mike Boryla (1974).....580
- Foster Watkins (1940).....565
- Randall Cunningham (1985).....548
- Sonny Jurgensen (1957).....470

TOUCHDOWNS

- Carson Wentz (2016).....16
- Donovan McNabb (1999).....8
- John Reaves (1972).....7
- 4t. Jalen Hurts (2020).....6**
- Nick Foles (2012).....6
- Davey O'Brien (1939).....6
- 7t. Mike Boryla (1974).....5
- Sonny Jurgensen (1957).....5

COMPLETION PERCENTAGE

- Carson Wentz (2016).....62.4
- Nick Foles (2012).....60.8
- Mike Boryla (1974).....58.8
- 4. Jalen Hurts (2020).....52.0**
- Davey O'Brien (1939).....49.3

(min. 75 attempts)

PASSER RATING

- Carson Wentz (2016).....79.3
- Nick Foles (2012).....79.1
- Mike Boryla (1974).....78.9
- 4. Jalen Hurts (2020).....77.6**
- Donovan McNabb (1999).....60.1

(min. 75 attempts)

RUSHING

ATTEMPTS

- Po James (FB) (1972).....182
- Miles Sanders (2019).....179
- Keith Byars (FB) (1986).....177
- Lee Bouggess (FB) (1970).....159
- LeSean McCoy (2009).....155
- Billy Barnes (1957).....143
- James Joseph (1991).....135
- Correll Buckhalter (2001).....129
- Clarence Peaks (1957).....125
- Mike Hogan (1976).....123

RUSHING YARDS

- Miles Sanders (2019).....818
- LeSean McCoy (2009).....637
- Correll Buckhalter (2001).....586
- Keith Byars (FB) (1986).....577
- Po James (FB) (1972).....565
- Bryce Brown (2012).....564
- Mike Hogan (FB) (1976).....561
- Billy Barnes (1957).....529
- Josh Adams (2018).....511
- Clarence Peaks (1957).....495

TOUCHDOWNS

- 1t. Kenneth Gainwell (2021).....5
- Don Johnson (1953).....5
- Steve Van Buren (1944).....5
- 4t. Corey Clement (2017).....4
- Bryce Brown (2012).....4
- LeSean McCoy (2009).....4
- Ken Keller (1956).....4
- Mel Bleeker (1944).....4
- Jim Castiglia (FB) (1941).....4

RECEIVING

RECEPTIONS

- Keith Jackson (TE) (1988).....81
- Jordan Matthews (2014).....67
- 3. DeVonta Smith (2021).....64**
- DeSean Jackson (2008).....62
- Don Looney (E) (1940).....58
- Jeremy Maclin (2009).....56
- Charle Young (TE) (1973).....55
- 8t. Miles Sanders (RB) (2019).....50
- Lee Bouggess (RB) (1970).....50
10. Reggie Brown (2005).....43

RECEIVING YARDS

- 1. DeVonta Smith (2021).....916**
- DeSean Jackson (2008).....912
- Jordan Matthews (2014).....872
- Keith Jackson (TE) (1988).....869
- Charle Young (TE) (1973).....854
- Jeremy Maclin (2009).....773
- Fred Barnett (1990).....721
- Don Looney (E) (1940).....707
9. Calvin Williams (1990).....602
10. Reggie Brown (2005).....571

TOUCHDOWNS

- Calvin Williams (1990).....9
- 2t. Jordan Matthews (2014).....8
- Fred Barnett (1990).....8
- Bobby Walston (E) (1951).....8
5. Pete Pihos (E) (1947).....7
- 6t. Keith Jackson (TE) (1988).....6
- Charle Young (TE) (1973).....6
- 8t. DeVonta Smith (2021).....5**
- Hal Giancanelli (B) (1953).....5

TOTAL OFFENSE

SCRIMMAGE YARDS

- Miles Sanders (RB) (2019).....1,327
- DeSean Jackson (WR) (2008).....1,008
- LeSean McCoy (RB) (2009).....945
- 4. DeVonta Smith (WR) (2021).....916**
- Charle Young (TE) (1973).....878
- Jordan Matthews (WR) (2014).....872
7. Keith Jackson (TE) (1988).....869
8. Lee Bouggess (RB) (1970).....802
9. Jeremy Maclin (WR) (2009).....766
10. Billy Barnes (RB) (1957).....741

TOUCHDOWNS

1. Calvin Williams (WR) (1990).....9
- 2t. Jordan Matthews (WR) (2014).....8
- Fred Barnett (WR) (1990).....8
- Bobby Walston (E) (1951).....8
- Pete Pihos (E) (1947).....8
- Mel Bleeker (RB) (1944).....8
- 7t. Charle Young (TE) (1973).....7
- Don Johnson (RB) (1953).....7
- Steve Van Buren (RB) (1944).....7
- 10t. Kenneth Gainwell (RB) (2021).....6
- Miles Sanders (RB) (2019).....6
- Corey Clement (RB) (2017).....6
- Keith Jackson (TE) (1988).....6
- Hal Giancanelli (B) (1953).....6



DEVONTA SMITH



**SACKS**

**SACKS (SINCE 1982)**

1.	Corey Simon (DT) (2000)	9.5
<b>2t.</b>	<b>Jalen Carter (DE) (2023)</b>	<b>6.0</b>
	Derrick Burgess (DE) (2001)	6.0
4t.	Fletcher Cox (DT) (2012)	5.5
	Mike Mamula (DE) (1995)	5.5
	Derek Barnett (DE) (2017)	5.0
	Trent Cole (DE) (2005)	5.0
8.	Jerome Brown (DT) (1987)	4.0
9.	Mike Patterson (DT) (2005)	3.5
<b>10.</b>	<b>Brandon Graham (DE) (2010)</b>	<b>3.0</b>

**INTERCEPTIONS**

**INTERCEPTIONS (SINCE 1940)**

1t.	Tom Brookshier (DB) (1953)	8
	Ed "Bibbles" Bawel (B) (1952)	8
3.	Herman Edwards (DB) (1977)	6
4t.	Eric Allen (DB) (1988)	5
	Randy Logan (S) (1973)	5
	Jerry Norton (DB) (1954)	5
	Steve Van Buren (B) (1944)	5
8t.	Roynell Young (CB) (1980)	4
	Brenard Wilson (S) (1979)	4

**KICKING**

**POINTS**

1.	Cody Parkey (2014)	150
2.	Alex Henery (2011)	118
3.	Paul McFadden (1984)	116
<b>4.</b>	<b>Jake Elliott (2017)</b>	<b>110</b>
5.	Tony Franklin (1979)	105

**FIELD GOALS**

1.	Cody Parkey (2014)	32
2.	Paul McFadden (1984)	30
<b>3.</b>	<b>Jake Elliott (2017)</b>	<b>26</b>
4.	Alex Henery (2011)	24
5.	Tony Franklin (1979)	23

**FIELD GOAL ATTEMPTS**

1.	Paul McFadden (1984)	37
2.	Cody Parkey (2014)	36
<b>3t.</b>	<b>Jake Elliott (2017)</b>	<b>31</b>
	Tony Franklin (1979)	31
5.	Alex Henery (2011)	27

**FIELD GOAL PERCENTAGE**

1t.	Cody Parkey (2014)	88.9
	Alex Henery (2011)	88.9
<b>3.</b>	<b>Jake Elliott (2017)</b>	<b>83.7</b>
4.	Paul McFadden (1984)	81.1
5.	Tony Franklin (1979)	74.2

(min. 16 FG attempts)

**PUNTING**

**PUNTS**

1.	John Teltschik (1986)	108
2.	Tom Hutton (1995)	85
3.	Merritt Kersey (1974)	82
4t.	Max Runager (1979)	74
	Bill Bradley (1969)	74

**PUNTING YARDS**

1.	John Teltschik (1986)	4,493
2.	Tom Hutton (1995)	3,682
3.	Sav Rocca (2007)	3,066
4.	Merritt Kersey (1974)	2,959
5.	Bill Bradley (1969)	2,942

**GROSS AVERAGE**

1.	Tom Hutton (1995)	43.32]
2.	Chas Henry (2011)	42.88
3.	Sav Rocca (2007)	42.00
4.	John Teltschik (1986)	41.60
5.	Bill Bradley (1969)	39.76

(min. 2.5 punts/game)

**KICKOFF RETURNS**

**KICKOFF RETURNS**

1.	Quintin Demps (2008)	52
2.	Herman Hunter (1985)	48
3.	Duce Staley (1997)	47
4.	Brandon Boykin (2012)	45
5.	Allen Rossum (1998)	44
6.	J.R. Reed (2004)	33
7t.	Jorrick Calvin (2010)	32
	Billy Walik (1970)	32
9.	Dion Lewis (2011)	31
10t.	Ted Dean (1960)	26
	Al Nelson (1965)	26

**KICKOFF RETURN YARDS**

1.	Quintin Demps (2008)	1,314
2.	Duce Staley (1997)	1,139
3.	Allen Rossum (1998)	1,080
4.	Herman Hunter (1985)	1,047
5.	Brandon Boykin (2012)	1,037
6.	Billy Walik (1970)	805
7.	J.R. Reed (2004)	761
8.	Jorrick Calvin (2010)	692
9.	Al Nelson (1965)	683
10.	Dion Lewis (2011)	669

**KICKOFF RETURN AVERAGE (SINCE 1941)**

1.	Josh Huff (2014)	29.6
2.	Tommy McDonald (1957)	27.6
3.	Israel Lang (1964)	27.1
4.	Art Powell (1959)	27.1
5.	Don Stevens (1952)	27.1
6.	Wilbert Montgomery (1977)	26.9
7.	Al Nelson (1965)	26.3
8.	Quintin Demps (2008)	25.3
9.	Billy Walik (1970)	25.2
10.	Allen Rossum (1998)	24.6

(min. 10 returns)

**PUNT RETURNS**

**PUNT RETURNS**

1.	DeSean Jackson (2008)	50
2.	Evan Cooper (1984)	40
3.	Ed "Bibbles" Bawel (1952)	34
4.	Bill Bradley (1969)	28
5t.	Damaris Johnson (2012)	26
	Tommy McDonald (1957)	26
7.	Allen Rossum (1998)	22
8.	Jerry Norton (1954)	21
9t.	Bobby Morse (1987)	20
	Billy Walik (1970)	20

**PUNT RETURN YARDS**

1.	DeSean Jackson (2008)	440
2.	Damaris Johnson (2012)	291
3.	Ed "Bibbles" Bawel (1952)	261
4.	Evan Cooper (1984)	250
5.	Steve Van Buren (1944)	230
6.	Dexter Wynn (2004)	194
7.	Allen Rossum (1998)	187
8.	Ernie Steele (1942)	184
9.	Bill Bradley (1969)	181
10.	Don Stevens (1952)	172

**PUNT RETURN AVERAGE (SINCE 1941)**

1.	Pat McHugh (1947)	15.7
2.	Steve Van Buren (1944)	15.3
3.	Damaris Johnson (2012)	11.2
4.	Dexter Wynn (2004)	10.8
5.	Don Stevens (1952)	10.8
6.	Jorrick Calvin (2010)	10.4
7t.	Ken Keller (1956)	9.7
	Bosh Pritchard (1942)	9.7
9.	DeSean Jackson (2008)	8.8
10.	Allen Rossum (1998)	8.5

(min. 10 returns)



COREY SIMON



**PASSING YARDS**

Rk	Player	Yds
1.	Nick Foles (12/9/2012 at Buccaneers)	381
2.	Carson Wentz (11/6/2016 at Giants)	364
3.	Nick Foles (12/23/2012 vs. Washington)	345
4.	<b>Jalen Hurts (12/27/2020 at Cowboys)</b>	<b>342</b>
5.	<b>Jalen Hurts (12/20/2020 at Cardinals)</b>	<b>338</b>
6.	Carson Wentz (12/11/2016 vs. Washington)	314
7.	Carson Wentz (12/4/2016 at Bengals)	308
8.	Carson Wentz (9/25/2016 vs. Steelers)	301

**COMPLETIONS**

Rk	Player	Cmp
1.	Carson Wentz (12/4/2016 at Bengals)	36
2t.	Carson Wentz (12/11/2016 vs. Washington)	32
	Carson Wentz (10/30/2016 at Cowboys)	32
	Nick Foles (12/23/2012 vs. Washington)	32
	Nick Foles (12/9/2012 at Buccaneers)	32

**PASSING TOUCHDOWNS**

Rk	Player	TD
1t.	<b>Jalen Hurts (12/20/2020 at Cardinals)</b>	<b>3</b>
	Donovan McNabb (1/2/2000 vs. Rams)	3
	Sonny Jurgensen (11/24/1957 vs. Washington)	3

**RUSHING YARDS**

Rk	Player	Yds
1.	Bryce Brown (11/26/12 vs. Panthers)	178
2.	Bryce Brown (12/2/12 at Cowboys)	169
3.	Correll Buckhalter (10/7/01 vs. Cardinals)	134
4.	Steve Van Buren (11/5/44 at Brooklyn Tigers)	129
5.	Keith Byars (12/7/86 vs. Cardinals)	127
6t.	Miles Sanders (12/15/19 at Washington)	122
	Charlie Garner (10/9/94 vs. Washington)	122
8.	Don Johnson (11/29/53 at Giants)	121
9.	Ryan Moats (12/11/05 vs. Giants)	114
10.	Charlie Garner (10/2/94 at 49ers)	111

**RECEIVING YARDS**

Rk	Player	Yds
1.	Don Looney (12/1/40 at Washington)	180
2.	Hank Baskett (12/31/06 vs. Falcons)	177
3.	Jeremy Maclin (1/9/10 at Cowboys) (NFC WC)	146
4t.	Jeremy Maclin (10/11/09 vs. Buccaneers)	142
	Keith Jackson (12/31/88 at Bears) (NFC D)	142
6.	Jordan Matthews (11/10/14 vs. Panthers)	138
7.	Don Looney (9/22/40 at Cleveland Rams)	129
8.	Clyde Scott (11/13/49 at Washington)	127
9.	<b>DeVonta Smith (10/3/21 vs. Chiefs)</b>	<b>122</b>
10.	Herman Hunter (10/13/85 vs. L.A. Rams)	120
11.	Fred Meyer (11/1/42 at Washington)	119
12.	Bobby Walston (10/21/51 at Giants)	118
13.	<b>DeVonta Smith (11/7/21 vs. Chargers)</b>	<b>116</b>
14.	Don Looney (9/15/40 at Packers)	115

**LONGEST RUSHING TOUCHDOWN**

Rk	Player	Yds
1.	Herman Hunter (11/24/1985 at Cowboys)	74t
2.	John Brewer (10/4/1952 vs. Giants)	71t
3t.	Steve Van Buren (11/5/1944 at Brooklyn Tigers)	70t
	John Kusko (11/22/1936 vs. Bears)	70t
5t.	LeSean McCoy (11/1/2009 vs. Giants)	66t
	Don Johnson (11/15/1953 vs. Colts)	66t
7t.	Miles Sanders (10/27/19 at Bills)	65t
	Bryce Brown (12/26/2012 vs. Panthers)	65t
9.	Don Johnson (11/29/1953 at Giants)	63t
10.	Ryan Moats (12/18/2005 at Rams)	59t

**LONGEST RECEIVING TOUCHDOWN**

Rk	Player	Yds
1.	Fred Barnett (12/2/1990 at Bills)	95t
2.	Hank Baskett (12/31/2006 vs. Falcons)	89t
3.	Hank Baskett (10/8/2006 vs. Cowboys)	87t
4.	Kenny Jackson (10/21/1984 vs. Giants)	83t
5.	Charle Young (11/18/1973 at Cowboys)	80t
6.	Mel Bleeker (10/22/1944 vs. Boston Yanks)	75t
7.	Glen Young (11/6/1983 vs. Cowboys)	71t
8.	Clyde Scott (11/13/1949 at Washington)	70t

**LONGEST KICKOFF RETURN**

Rk	Player	Yds
1.	Josh Huff (11/23/14 vs. Titans)	107t
2.	Quintin Demps (11/23/08 at Ravens)	100t
3.	Wilbert Montgomery (12/11/77 vs. Giants)	99t
4t.	Steve Van Buren (11/12/44 vs. Giants)	97t
	Bosh Pritchard (11/1/42 at Washington)	97t
6.	Art Powell (10/4/59 vs. Giants)	95
7.	Andre Waters (11/18/84 vs. Washington)	89t
8.	Wendell Smallwood (10/16/16 at Washington)	86t
9.	Billy Walik (10/25/70 at Packers)	82
10.	Jim Castiglia (10/19/41 vs. Washington)	72

**LONGEST PUNT RETURN**

Rk	Player	Yds
1.	Damaris Johnson (12/2/12 at Cowboys)	98t
2.	Jalen Reagor (12/6/20 at Packers)	73t
3.	Clyde Scott (10/30/49 at Steelers)	70t
4.	Pat McHugh (11/23/47 at Boston Yanks)	69t
5.	DeSean Jackson (10/5/08 vs. Washington)	68t
6.	Bob Shann (12/19/65 vs. Lions)	63t
7.	Ernie Steele (10/11/42 at Giants)	62
8.	DeSean Jackson (9/7/08 vs. Rams)	60
9.	Art Powell (10/11/59 vs. Steelers)	58t
10.	Don Stevens (11/9/52 vs. Washington)	56t2



## SCORING

## MOST TOUCHDOWNS

- 5 James Stewart, Jaguars (10/12/97 at Jax.) (all rushing)
- 4 8x, last: Chase Claypool, Steelers (10/11/20 at Pit.)

## MOST FIELD GOALS

- 5 8x, last: Will Reichard, Vikings (10/19/25 at Min., 5 att)

## LONGEST FIELD GOAL

- 65 Chase McLaughlin, Buccaneers (9/28/25 at TB)
- 63 Brett Maher, Cowboys (10/20/19 at Dal.)
- 62 Brett Maher, Cowboys (12/9/18 at Dal.)
- 62 Matt Bryant, Buccaneers (10/22/06 at TB)
- 61 Joey Slye, Commanders (10/29/23 at Was.)
- 60 Brandon Aubrey, Cowboys (12/10/23 at Dal.)

## PASSING

## MOST ATTEMPTS

- 63 Eli Manning, Giants (12/22/16 at Phi.)
- 58 Ryan Fitzpatrick, Jets (9/27/15 at NYJ)
- 57 Eli Manning, Giants (12/17/17 at NYG)
- 56 Tom Brady, Patriots (12/6/15 at NE)
- 56 Fran Tarkenton, Vikings (12/3/78 at Min.)

## MOST COMPLETIONS

- 42 Dak Prescott, Cowboys (12/9/18 at Dal.)
- 39, Sam Howell, Commanders (10/29/23 at Was.)
- 38 Eli Manning, Giants (12/22/16 at Phi.)
- 37 Eli Manning, Giants (12/17/17 at NYG)
- 37 Daunte Culpepper, Vikings (9/20/04 at Phi.)

## MOST PASSING YARDS

- 455 Dak Prescott (12/9/18 at Dal.)
- 446 Jon Kitna, Lions (9/23/07 at Phi.)
- 434 Eli Manning, Giants (12/17/17 at NYG)
- 429 Eli Manning, Giants (9/28/14 at NYG)
- 428 Joe Montana, 49ers (9/24/89 at Phi.)

## MOST TOUCHDOWNS

- 5 13x, last: Jayden Daniels, Commanders (12/22/24 at Was.)

## LONGEST PASSING PLAY

- 96 Bill Kilmer to Walter Roberts, Saints (11/19/67 at Phi.)
- 93t Neil Lomax to Ernie Jones, Cardinals (12/10/88 at Pho.)
- 91t Jon Kitna to Roy Williams, Lions (9/23/07 at Phi.)
- 90t Seneca Wallace to Koren Robinson (11/2/08 at Sea.)
- 90t Virgil Carter to Speedy Thomas, Bengals (9/19/71 at Cin.)

## RUSHING

## MOST ATTEMPTS

- 43 Butch Woolfolk, Giants (11/20/83 at Phi.)

## MOST RUSHING YARDS

- 237 Emmitt Smith, Cowboys (10/31/93 at Phi.) 30 att.
- 237 Jim Brown, Browns (11/19/61 at Cle.) 34 att.
- 235 Doug Martin, Buccaneers (11/22/15 vs. TB) 27 att.
- 223 Jim Brown, Browns (11/3/63 at Phi.) 28 att.
- 221 Gerald Riggs, Washington (9/17/89 at Was.) 29 att.

## MOST TOUCHDOWNS

- 5 James Stewart, Jaguars (10/12/97 at Jax.)
- 4 3x, last: Joseph Addai, Colts (11/26/06 at Ind.)

## LONGEST RUN FROM SCRIMMAGE

- 90t Adrian Peterson, Washington (12/3/18 at Phi.)
- 87t John Henry Johnson, Steelers (12/11/60 at Pit.)
- 85t Reggie Brooks, Washington (9/19/93 at Phi.)
- 84t Herschel Walker, Cowboys (12/14/86 at Dal.)
- 84 Doug Martin, Buccaneers (11/22/15 at Phi.)

## RECEIVING

## MOST RECEPTIONS

- 15 George Kittle, 49ers (10/4/20 at SF)
- 13 Wes Welker, Patriots (11/25/07 at NE)
- 13 Terrell Owens, 49ers (11/25/02 at SF)

## MOST RECEIVING YARDS

- 225 Kenny Britt, Titans (10/24/10 at Ten.) 7 rec.
- 217 Amari Cooper, Cowboys (12/9/18 at Dal.) 10 rec.
- 213 Tony Hill, Cowboys (11/12/79 at Dal.) 7 rec.
- 212 Hugh Taylor, Washington (9/28/47 at Phi.) 8 rec.
- 204 Roy Williams, Lions (9/23/07 at Phi.) 9 rec.

## MOST TOUCHDOWNS

- 3 22x, last: Tyreek Hill, Chiefs (10/3/21 vs. KC)

## INTERCEPTIONS

## MOST INTERCEPTIONS

- 3 14x, last: Lofa Tatupu, Seahawks (12/2/07 at Phi.)

## LONGEST INTERCEPTION RETURN

- 107t Ed Reed, Ravens (11/23/08 at Bal.)
- 100t Mike Gaechter, Cowboys (10/14/62 at Dal.)
- 99t Patrick Robinson, Saints (11/5/12 at NO)
- 98 Brandon McDonald (12/15/08 vs. Cle.)
- 97t Darren Sharper, Saints (9/20/09 at Phi.)

## MISCELLANEOUS

## MOST PUNTS

- 14 Sammy Baugh, Washington (11/5/39 at Was.)

## LONGEST PUNT

- 85 Sammy Baugh, Washington (12/1/40 at Was.)

## LONGEST KICKOFF RETURN

- 105t Trindon Holliday, Broncos (9/29/13 at Den.)
- 104t Buddy Young, Colts (11/15/53 at Phi.)
- 103t George Hoey, Cardinals (11/21/71 at StL)
- 102t Larry Jones, Washington (11/24/74 at Was.)
- 101t Wallace Francis, Bills (10/7/73 at Buf.)
- 101t Amos March, Cowboys (10/14/62 at Dal.)

## LONGEST PUNT RETURN

- 90t Adam Jones, Titans (11/19/06 at Phi.)
- 90t Jacquez Green, Washington (9/16/02 at Was.)
- 88t Andre Coleman, Chargers (9/17/95 at Phi.)
- 88t George Grosvenor, Cardinals (11/8/36 at Chi.)
- 87t Ted Ginn Jr., Dolphins (11/18/07 at Phi.)

## LONGEST FUMBLE RETURN

- 93t James Sanders, Cardinals (9/23/12 at Arz.)
- 74t Bull Karcis, Giants (10/16/38 at NYG)
- 69t DeMarcus Ware, Cowboys (10/8/06 at Phi.)
- 65t Willie Teal, Vikings (12/1/85 at Phi.)
- 64t Linval Joseph, Vikings (10/7/18 at Phi.)

## LONGEST RETURN WITH INTERCEPTED LATERAL

- 93t Dick Poillon, Washington (11/21/48 at Phi.)



**Best Season, Win Percentage**

1949 Won 11, Lost 1 (.917)

**Best Season, Win Total**

2024 14 wins, 3 losses

2022 14 wins, 3 losses

**Worst Season**

1936 Won 1, Lost 11 (.083)

**Longest Winning Streak**

10 (10/13/24 - 12/15/24)

9 (9/24/17 - 11/26/17)

9 (10/19/03 - 12/15/03)

9 (9/30/60 - 12/4/60)

**Longest Home Winning Streak**

13 (12/14/47 - 12/11/49)

**Longest Home Losing Streak**

10 (10/14/12 - 10/27/13)

**Longest Road Winning Streak**

9 (10/19/03 - 10/24/04)

9 (11/12/00 - 12/16/01)

**Longest Road Losing Streak**

12 (12/14/97 - 10/3/99)

12 (10/15/39 - 12/1/40)

**Longest Losing Streak**

14 (9/20/36 - 9/21/37)

**Consecutive Wins - Start of Season**

8 in 2022

**Consecutive Wins - End of Season**

8 in 1949 (Reg. Season)

**Consecutive Losses - Start of Season**

11 in 1968

**Consecutive Losses - End of Season**

11 in 1936

**Total Shutouts by Eagles**

37 last at Was., 12/30/18

**Most Shutouts in a Season**

4 in 1934 and 1948

**Consecutive Games Scored Points**

120 (11/18/62 - 10/3/71)

**Consecutive Games Scored TD**

92 (10/2/77 - 10/16/83)

**Largest Comeback Victory**

28-24 vs. Chicago Cardinals at Metropolitan Stadium, October 25, 1959 (came back from 24-0 deficit in 3rd qtr.)

28-24 vs. Washington at Griffith Stadium, October 27, 1946 (came back from 24-0 deficit at halftime)

**Largest Comeback vs. Eagles**

23-28 vs. Minnesota Vikings at Veterans Stadium, December 1, 1985 (came back from 23-0 deficit in 4th qtr.)

**SCORING**

**MOST POINTS SCORED**

477 (2022, 17 games)

474 (2014, 16 games)

463 (2024, 17 games)

457 (2017, 16 games)

444 (2021, 17 games)

**FEWEST SCORED**

51 (1936, 12 games)

60 (1935, 11 games)

77 (1933, 9 games)

**MOST ALLOWED**

444 (2012, 16 games)

430 (2015, 16 games)

428 (2023, 17 games)

418 (2020, 16 games)

409 (1967, 14 games)

**FEWEST ALLOWED**

85 (1934, 11 games)

131 (1944, 10 games)

133 (1945, 10 games)

**TOUCHDOWNS**

**MOST SCORED**

59 (2022, 17 games)

54 (2024, 17 games)

54 (2014, 16 games)

53 (2017, 16 games)

53 (2013, 16 games)

**FEWEST SCORED**

6 (1936, 12 games)

**MOST ALLOWED**

52 (2012, 16 games)

52 (1967, 14 games)

51 (2023, 17 games)

50 (2015, 16 games)

48 (2020, 16 games)

48 (2014, 16 games)

**FEWEST ALLOWED**

10 (1934, 11 games)

17 (1950, 12 games)

17 (1949, 12 games)

18 (1945, 10 games)

**MOST BY RUSHING**

32 (2022, 17 games)

29 (2024, 17 games)

26 (1945, 10 games)

25 (2021, 17 games)

25 (1949, 12 games)

**MOST BY PASSING**

38 (2017, 16 games)

34 (1990, 16 games)

34 (1961, 14 games)

33 (1954, 12 games)

**KICKING**

**MOST FIELD GOALS MADE**

35 (2016, 16 games)

33 (2008, 16 games)

32 (2014, 16 games)

32 (2010, 16 games)

32 (2009, 16 games)

**MOST PATS MADE**

54 (2014, 16 games)

51 (2022, 17 games)

50 (1948, 12 games)

48 (2006, 16 games)

48 (1980, 16 games)

**TOTAL NET YARDS**

**MOST GAINED**

6,676 (2013, 16 games)

6,614 (2022, 17 games)

6,386 (2011, 16 games)

6,348 (2014, 16 games)

6,242 (2024, 17 games)

**PASSING**

**MOST ATTEMPTS**

623 (2015, 16 games)

621 (2014, 16 games)

620 (2005, 16 games)

618 (2012, 16 games)

613 (2019, 16 games)

**MOST COMPLETIONS**

422 (2018, 16 games)

405 (2015, 16 games)

391 (2019, 16 games)

384 (2014, 16 games)

380 (2016, 16 games)

**MOST YARDS GAINED (GROSS)**

5,869 (2024, 15 games)

4,581 (2014, 16 games)

4,524 (2018, 16 games)

4,406 (2013, 16 games)

4,380 (2009, 16 games)

**RUSHING**

**MOST ATTEMPTS**

632 (1949, 12 games)

621 (2024, 17 games)

587 (1978, 16 games)

581 (1950, 12 games)

**MOST YARDS GAINED**

3,048 (2024, 17 games)

2,715 (2021, 17 games)

2,607 (1949, 12 games)

2,566 (2013, 16 games)

2,556 (1990, 16 games)

**FIRST DOWNS**

**MOST FIRST DOWNS**

385 (2022, 17 games)

377 (2023, 17 games)

360 (2024, 17 games)

356 (2014, 16 games)

356 (2011, 16 games)

**MOST BY RUSHING**

164 (2024, 17 games)

163 (2021, 17 games)

161 (2022, 17 games)

157 (1981, 16 games)

149 (2023, 17 games)

**MOST BY PASSING**

221 (2018, 16 games)

218 (2014, 16 games)

215 (2019, 16 games)

204 (2008, 16 games)

203 (1997, 16 games)

**MOST BY PENALTY**

45 (2020, 16 games)

41 (2003, 16 games)

37 (2017, 16 games)

36 (2015, 16 games)

35 (2019, 16 games)

**SACKS**

**MOST SACKS MADE**

70 (2022, 17 games)

62 (1989, 16 games)

60 (1984, 16 games)

57 (1987, 15 games)

56 (2002, 16 games)

55 (1992, 16 games)

55 (1991, 16 games)

**MOST SACKS ALLOWED**

104 (1986, 16 games)

72 (1987, 15 games)

65 (2020, 16 games)

64 (1997, 16 games)

64 (1992, 16 games)

**FEWEST SACKS ALLOWED**

22 (1981, 16 games)

23 (2008, 16 games)

23 (1970, 14 games)

26 (1971, 14 games)

26 (1968, 14 games)

**INTERCEPTIONS**

**MOST THROWN**

36 (1936, 12 games)

34 (1933, 9 games)

31 (1963, 14 games)

31 (1962, 14 games)

31 (1953, 12 games)

**MOST INTERCEPTED**

33 (1944, 10 games)

32 (1988, 16 games)

31 (1950, 12 games)

30 (1960, 12 games)

30 (1989, 16 games)

**FUMBLES**

**OPP. FUMBLES RECOVERED**

27 (1987, 15 games)

26 (1989, 16 games)

25 (1971, 14 games)

22 (1991, 16 games)

22 (2002, 16 games)

22 (1954, 12 games)

**PENALTIES**

**MOST PENALTIES**

138 (1994, 16 games)

134 (2005, 16 games)

129 (2010, 16 games)

124 (2004, 16 games)

120 (1990, 16 games)

**MOST YARDS PENALIZED**

1,130 (2005, 16 games)

1,107 (1994, 16 games)

1,101 (2010, 16 games)

995 (2014, 16 games)

983 (2006, 16 games)

**SCORING****MOST SCORED**

- 64 vs. Cincinnati Reds, 11/6/34
- 59 at Washington, 11/15/10
- 56 vs. Detroit Lions, 9/23/07
- 56 at Chicago Cardinals, 10/25/53
- 56 vs. Los Angeles Rams, 10/7/50

**MOST ALLOWED**

- 62 at Giants, 11/26/72
- 56 at Cowboys, 10/9/66
- 56 at Giants, 10/15/33

**MOST, BOTH TEAMS**

- 87 Eagles 59, Washington 28, (at Was.) 11/15/10
- 87 Eagles 45, Washington 42, (at Phil.) 9/28/47
- 86 Eagles, 44, Bengals 42, (at Phil.) 11/30/97

**FEWEST, BOTH TEAMS**

- 0 Eagles 0, Brooklyn Dodgers 0, (at Phil.), 10/1/39

**MOST, BOTH TEAMS — ONE QUARTER**

- 47 Eagles 20, Cardinals 27, (at StL), 12/13/64

**MOST SCORED IN 1ST QUARTER**

- 28 at Washington, 11/15/10
- 27 at Steelers, 12/12/65
- 26 vs. Cincinnati Reds, 11/6/34
- 24 at Falcons, 10/8/67

**MOST ALLOWED IN 1ST QUARTER**

- 28 at Broncos, 10/4/98
- 28 at Cowboys, 10/19/69
- 24 at Bills, 12/2/90
- 21 8x, last: at Broncos, 9/29/13

**MOST SCORED BOTH TEAMS IN 1ST QUARTER**

- 35 at Saints, 12/23/07, (E-21, S-14)
- 35 at Cowboys, 10/19/69, (E-7, C-28)
- 28 5x, last: at Commanders, 12/22/24, (E-21, C-7)

**MOST SCORED IN 2ND QUARTER**

- 31 vs. Lions, 12/30/95
- 28 vs. Panthers, 9/13/09
- 28 vs. Packers, 12/5/04
- 28 at Cowboys, 11/15/04
- 28 vs. Saints, 11/19/67

**MOST ALLOWED IN 2ND QUARTER**

- 28 vs. Bears, 10/4/87
- 28 vs. St. Louis Cardinals, 10/18/70
- 28 vs. Packers, 11/11/62
- 28 at Bears, 10/17/43

**MOST SCORED BOTH TEAMS IN 2ND QUARTER**

- 47 at St. Louis Cardinals, 12/13/64, (E-20, C-27)
- 42 at Cowboys, 11/15/04, (E-28, D-14)
- 42 at Washington, 11/27/83, (E-21, W-21)
- 38 at St. Louis Cardinals, 12/16/62, (E-21, C-17)

**MOST SCORED IN 1ST HALF**

- 45 at Washington, 11/15/10
- 42 vs. Lions, 9/23/07
- 38 vs. Lions, 12/30/95
- 35 3x, last: vs. Packers, 12/5/04

**MOST ALLOWED IN 1ST HALF**

- 42 at Cowboys, 10/19/69
- 38 at Giants, 11/26/72
- 35 6x, last: at Giants, 12/30/12

**MOST SCORED BOTH TEAMS IN 1ST HALF**

- 63 vs. Lions, 9/23/07, (E-42, D-21)
- 59 at Washington, 11/15/10, (E-45, R-14)
- 59 at St. Louis Cardinals, 12/16/62, (E-28, C-31)
- 57 at St. Louis Cardinals, 12/13/64, (E-27, C-30)
- 54 at Cowboys, 9/15/08, (E-30, D-24)

**MOST SCORED IN 3RD QUARTER**

- 21 at Lions, 10/31/21
- 21 vs. Steelers, 9/25/16
- 21 at Raiders, 11/3/13
- 21 at Falcons, 9/18/11
- 21 vs. Washington, 11/12/90
- 21 vs. Patriots, 11/4/73
- 21 at Washington, 12/3/67
- 21 vs. Chi. Cardinals (at Minneapolis), 10/25/59
- 21 vs. NY Giants, 10/4/59
- 21 vs. Washington, 11/28/54
- 21 vs. NY Bulldogs, 11/20/49

**MOST ALLOWED IN 3RD QUARTER**

- 28 vs. Washington, 10/1/55
- 23 at Giants, 10/21/51

**MOST SCORED BOTH TEAMS IN 3RD QUARTER**

- 42 vs. Washington, 10/1/55, (E-14, R-28)
- 35 at Washington, 12/3/67, (E-21, R-14)
- 34 at Washington, 11/1/42, (E-14, R-20)

**MOST SCORED IN 4TH QUARTER**

- 28 at NY Giants, 12/19/10
- 28 vs. Lions, 12/8/13
- 26 at Saints, 1/3/93
- 24 vs. Baltimore Colts, 11/15/53
- 23 at 49ers, 10/12/08

**MOST ALLOWED IN 4TH QUARTER**

- 28 vs. 49ers, 9/24/89
- 28 vs. Vikings, 12/1/85
- 28 vs. Chicago Cardinals, 12/7/47
- 28 vs. Bears, 11/30/41

**MOST SCORED BOTH TEAMS IN 4TH QUARTER**

- 42 vs. Chicago Cardinals, 12/7/47, (E-14, C-28)
- 38 vs. 49ers, 9/24/89, (E-10, S-28)
- 37 vs. NY Giants, 9/27/17, (E-13, G-24)
- 37 at Arizona Cardinals, 11/24/96, (E-17, A-20)

**MOST SCORED IN 2ND HALF**

- 35 at NY Giants, 12/19/10
- 35 at St. Louis Cardinals, 11/8/81
- 34 vs. Jaguars, 9/7/14
- 34 vs. Lions, 12/8/13
- 32 3x, last: vs. Falcons, 10/1/00

**MOST ALLOWED IN 2ND HALF**

- 49 vs. Bears, 11/30/41
- 42 vs. Chicago Cardinals, 12/7/47
- 34 at Oakland Raiders, 10/17/71
- 31 7x, last: at Broncos 9/29/13

**MOST SCORED BOTH TEAMS IN 2ND HALF**

- 56 vs. Chicago Cardinals, 12/7/1947, (E-14, C-42)
- 52 at Vikings, 12/15/2013, (E-21, V-31)
- 52 vs. Washington, 10/1/1955, (E-21, R-31)
- 50 vs. Lions, 12/30/1995, (E-20, D-30)
- 49 vs. Bears, 11/30/1941, (E-0, B-49)
- 49 vs. Washington, 9/28/47, (E-21, R-28)

**MOST DECISIVE VICTORY**

- 64 Eagles 64, Cincinnati Reds 0, 11/6/34
- 45 3x, last: vs. Boston Yanks (E-45, Y-0), 11/14/48

**MOST DECISIVE LOSS**

- 56 Giants 56, Eagles 0, 10/15/33
- 52 Giants 62, Eagles 10, 11/26/72

**TOUCHDOWNS****MOST SCORED**

- 10 vs. Cincinnati Reds, 11/6/34
- 8 at Washington, 11/15/10
- 8 vs. Lions, 9/23/07
- 8 at Cardinals, 10/25/53
- 8 vs. Rams, 10/7/50

**MOST ALLOWED**

- 8 3x, last: at Giants, 11/26/72

**MOST SCORED BY RUSHING**

- 5 at Cowboys, 10/22/61
- 5 vs. Washington, 10/23/49
- 5 at Washington, 10/17/48
- 5 vs. Boston Yanks, 12/9/45

**MOST ALLOWED BY RUSHING**

- 6 vs. Packers, 11/11/62

**MOST BY PASSING**

- 7 at Raiders, 11/3/13
- 7 at Washington, 10/17/54

**MOST ALLOWED BY PASSING**

- 5 15x, last: at Commanders, 12/22/24

**KICKING****MOST FIELD GOALS MADE**

- 6 at Oilers, 11/12/72
- 5 6x, last: vs. Giants, 1/8/23

**MOST FIELD GOALS ALLOWED**

- 5 8x, last: at Vikings, 10/19/25

**TOTAL YARDS****MOST YARDS GAINED**

- 592 at Washington, 11/15/10 (332 passing, 260 rushing)
- 583 vs. 49ers, 9/18/05 (443 passing, 140 rushing)
- 582 at Browns, 11/7/65 (352 passing, 230 rushing)
- 575 vs. Washington, 11/21/48 (199 passing, 376 rushing)
- 574 vs. Colts, 11/15/81 (339 passing, 235 rushing)

**FEWEST YARDS GAINED**

- 23 at Lions, 9/20/35
- 54 vs. Packers, 11/11/62

**MOST YARDS ALLOWED**

- 652 at Cowboys, 10/9/66 (440 passing, 212 rushing)

**FEWEST YARDS ALLOWED**

- 29 vs. Brooklyn Dodgers, 12/3/44

**PASSING****MOST ATTEMPTS**

- 62 at Cardinals, 10/26/14
- 62 at Bears, 10/2/89
- 61 vs. Titans, 11/19/06
- 60 at Bengals, 12/4/16
- 60 at Washington, 12/1/40

**FEWEST ATTEMPTS**

- 3 vs. Steelers, 12/1/46

**MOST ATTEMPTS ALLOWED**

- 63 vs. Giants, 12/22/16
- 63 at 49ers, 11/25/02
- 58 at Jets, 9/27/15
- 57 at Giants, 12/17/17
- 57 at Patriots, 12/6/15

**FEWEST ATTEMPTS ALLOWED**

- 0 at Browns, 12/3/50
- 1 at NY Bulldogs, 9/22/49; at Cardinals, 11/8/36

**MOST COMPLETIONS**

- 37 vs. Washington, 12/26/15
- 37 at Washington, 12/20/14
- 36 at Bengals, 12/4/16
- 36 at Falcons, 9/14/15
- 36 at Cardinals, 10/26/14

**FEWEST COMPLETIONS**

- 0 at Boston, 10/18/36

**MOST COMPLETIONS ALLOWED**

- 42 at Cowboys, 12/9/18
- 39 at Commanders, 10/29/23
- 38 vs. Giants, 12/22/16
- 37 at Giants, 12/17/17
- 37 vs. Vikings, 9/20/04

**FEWEST COMPLETIONS ALLOWED**

- 0 at Browns, 12/3/50
- 0 vs. NY Bulldogs, 9/22/49
- 0 at Chicago Cardinals, 11/8/36
- 0 vs. Brooklyn Dodgers, 11/29/36
- 0 vs. Cincinnati Reds, 11/6/34

**MOST YARDS GAINED (GROSS)**

- 516 vs. Packers (11/27/22)
- 496 vs. Vikings (9/19/22)
- 486 vs. Giants (11/8/53)
- 483 at Saints (9/22/24)
- 478 at Buccaneers (9/25/23)

**FEWEST YARDS GAINED (GROSS)**

- 0 at Boston, 10/18/36

**MOST YARDS ALLOWED (GROSS)**

- 512 vs. Bills (11/26/23)
- 481 at Commanders (10/29/23)
- 479 at Cowboys (11/23/25)
- 462 at Cowboys (12/24/22)
- 460 vs. 49ers (12/3/23)

**FEWEST YARDS ALLOWED (GROSS)**

- 0 4x, last: at Browns, 12/3/50

**RUSHING****MOST ATTEMPTS**

- 64 at Washington, 12/2/51
- 64 at Baltimore Colts, 10/15/50
- 64 vs. Los Angeles Rams, 11/6/49
- 64 at Washington, 11/28/43

**MOST ATTEMPTS ALLOWED**

- 67 at Lions, 9/20/35

**MOST YARDS GAINED**

- 376 vs. Washington, 11/21/48

**FEWEST YARDS GAINED**

- 36 at Bears, 11/19/39
- 23 vs. Lions, 11/17/40

**MOST YARDS ALLOWED**

- 370 at Lions, 9/20/35

**FEWEST YARDS ALLOWED**

- 33 vs. Brooklyn Dodgers, 10/2/43
- 26 at Boston Yanks, 12/8/46
- 6 vs. Chicago Bears, 11/26/17
- 10 vs. Boston Yanks, 10/22/44
- 13 vs. Brooklyn Tigers, 12/3/44

**FIRST DOWNS****MOST FIRST DOWNS**

- 34 vs. Saints 10/11/15
- 34 vs. Colts, 11/15/81
- 33 vs. Vikings, 11/11/01
- 32 vs. Cardinals, 11/27/08; at Washington, 9/17/89; at Chicago Cardinals, 10/25/53; and at Washington, 12/2/51

**MOST FIRST DOWNS ALLOWED**

- 37 vs. Packers, 11/11/62

**FEWEST FIRST DOWNS ALLOWED**

- 1 at NY Bulldogs, 9/22/49; vs. Brooklyn Dodgers, 10/1/39; at Browns, 12/3/50
- 2 vs. Brooklyn Dodgers, 11/11/34

**MOST BY PASSING**

- 24 at Washington, 9/17/89
- 22 at Washington, 12/20/14
- 22 at Chargers, 11/15/09
- 22 at Chiefs, 10/2/05

**MOST ALLOWED BY PASSING**

- 23 at Cowboys, 12/9/18
- 22 vs. Chargers, 9/15/13
- 22 at Cardinals, 12/13/64

**FEWEST ALLOWED BY PASSING**

- 0 8x, last: at Browns, 12/3/50

**MOST BY RUSHING**

- 25 at Washington, 12/2/51

**MOST ALLOWED BY RUSHING**

- 21 vs. Packers, 11/11/62 and vs. Browns, 12/13/59

**FEWEST ALLOWED BY RUSHING**

- 0 9x, last: vs. Minnesota, 9/14/23

**MOST BY PENALTY**

- 8 at Bears, 11/3/02
- 8 vs. Lions, 12/2/79

**MOST ALLOWED BY PENALTY**

- 8 at Packers 9/26/19

**PENALTIES****MOST PENALTIES**

- 19 vs. Oilers, 10/2/88
- 16 at Seahawks, 12/13/92
- 16 at Giants, 12/3/89

**FEWEST PENALTIES**

- 0 18x, last: vs. Dolphins, 10/22/23

**MOST PENALTIES BY OPPONENT**

- 22 vs. Bears, 11/26/44

**FEWEST PENALTIES BY OPPONENT**

- 0 Many times, last: at Jets, 10/14/07

**MOST YARDS PENALIZED**

- 191 at Seahawks, 12/13/92
- 171 vs. Saints, 11/23/03

**FEWEST YARDS PENALIZED**

- 0 19x, last: vs. Giants, 1/5/25

**MOST YARDS OPPONENT PENALIZED**

- 170 vs. Bears, 11/26/44

**FEWEST YARDS OPPONENT PENALIZED**

- 0 Many times, last: at Jets, 10/14/07

**MOST PENALTIES, BOTH TEAMS**

- 31 Eagles 19, Houston Oilers 12 (at Phil.), 10/2/88
- 28 Eagles 13, St. Louis Rams 15 (at StL), 12/18/05

**FEWEST PENALTIES, BOTH TEAMS**

- 1 Eagles 1, Brooklyn Dodgers 0 (at Phil.), 10/1/39
- 1 Eagles 1, Chicago Cardinals 0 (at Chi.), 11/10/35
- 1 Eagles 1, Brooklyn Dodgers 0 (at Phil.), 11/11/34

**MOST YARDS PENALIZED, BOTH TEAMS**

- 272 Eagles 171, Saints 101 (at Phil.), 11/23/03
- 262 Eagles 157, Chicago Cardinals 105 (at Chi.), 11/30/52

**FEWEST YARDS PENALIZED, BOTH TEAMS**

- 5 Eagles 5, Pittsburgh Steelers 0 (at Phil.), 10/24/65
- 5 Eagles 5, Brooklyn Dodgers 0 (at Phil.), 10/1/39
- 5 Eagles 5, Chicago Cardinals 0 (at Chi.), 11/10/35
- 5 Eagles 5, Brooklyn Dodgers 0 (at Phil.), 11/11/34

**FUMBLES****MOST COMMITTED**

- 10 vs. Giants, 10/9/43

**MOST LOST**

- 6 at Washington, 11/6/55
- 6 at Boston Yanks, 12/8/46
- 6 vs. Steelers, 10/7/34

**MOST COMMITTED BY OPPONENT**

- 8 vs. Packers, 12/1/74
- 7 6x, last: at Giants, 12/28/02

**MOST FUMBLES LOST BY OPPONENT**

- 6 at Giants, 11/17/68
- 6 vs. NY Bulldogs, 11/20/49
- 5 6x, last: last at Oilers, 12/2/91

**INTERCEPTIONS****MOST THROWN**

- 7 vs. Cowboys, 9/26/71
- 7 at Boston, 11/3/35
- 6 6x, last: vs. Cardinals, 10/21/56

**MOST INTERCEPTED**

- 9 at Steelers, 12/12/65
- 8 at Cardinals, 9/24/50
- 7 at Washington, 12/21/75

**TOTAL TURNOVERS****MOST COMMITTED**

- 9 at Bears, 10/12/47

**MOST FORCED BY DEFENSE**

- 12 at Steelers, 12/12/65 (9 INTs, 3 fumble rec.)
- 12 at Cardinals, 9/24/50 (8 INTs, 4 fumble rec.)

**PUNTS****MOST PUNTS**

- 15 at Giants, 12/6/87
- 12 vs. Giants, 12/12/54. at Packers, 11/2/52  
vs. Washington, 10/4/42

**FEWEST PUNTS**

- 0 6x, last: at Cowboys, 12/24/22

**KICKOFF RETURNS****MOST KICKOFF RETURNS**

- 9 at Giants, 11/26/72
- 9 at Giants, 11/10/46

**MOST KICKOFF RETURNS ALLOWED**

- 9 6x, last: vs. Cardinals, 11/27/08

**MOST YARDS KICKOFF RETURNS**

- 261 vs. Cowboys, 11/6/66
- 253 at Cardinals, 11/24/96
- 235 vs. Cardinals, 9/19/65

**MOST YARDS KICKOFF RETURNS BY OPPONENT**

- 256 at Browns, 11/7/65

**PUNT RETURNS****MOST PUNT RETURNS**

- 12 at Browns, 12/3/50

**MOST PUNT RETURNS BY OPPONENT**

- 9 5x, last: at Cardinals, 12/24/05

**MOST YARDS PUNT RETURNS**

- 148 at Boston Yanks, 12/8/46

**MOST YARDS PUNT RETURNS ALLOWED**

- 147 vs. Cardinals, 10/2/66

**SACKS****MOST SACKS RECORDED**

- 11 at Cowboys, 9/15/91
- 10 vs. Jets, 10/6/19
- 10 vs. Lions, 9/23/07
- 9 at Commanders, 9/25/22
- 9 vs. Panthers, 11/10/14
- 9 at Dolphins, 12/11/11
- 9 vs. Steelers, 9/21/08
- 9 at Falcons, 12/16/84

**MOST SACKS ALLOWED**

- 12 at Giants, 9/30/07
- 11 vs. Bears, 10/4/87
- 11 at Raiders, 11/30/86
- 11 vs. Lions, 11/16/86
- 11 at Cardinals, 12/18/83



**EAGLES HIGHS**

64	vs. Cin.	11/06/34
10	vs. Cin.	11/06/34
5	(4x) last at Dal.	10/22/61
7	(2x) last at Oak.	11/03/13
7	(2x) last at Hou.	11/12/72
6	at Hou.	11/12/72
34	(2x) last vs. NO	10/11/15
25	at Was.	12/02/51
24	at Was.	09/17/89
592	at Was.	11/15/10
64	(4x) last at Was.	12/02/51
376	vs. Was.	11/21/48
462	vs. Hou.	12/23/18
12	at NYG	09/30/07
486	vs. NYG	11/08/53
62	(2x) last at Ari.	10/26/14
37	(2x) last vs. Was.	12/26/15
7	(2x) last vs. Dal.	09/26/71
9	at Chi.	10/12/47
10	vs. NYG	10/09/43
6	(3x) last at Was.	11/06/55
15	at NYG	12/06/87
60.5	vs. LAR	09/20/20
19	vs. Hou.	10/02/88
191	at Sea.	12/13/92

**OPPONENTS HIGHS**

62	at NYG	11/26/72
8	(3x) last at NYG	11/26/72
6	vs. GB	11/11/62
5	(15x) last at Was.	12/22/24
7	at NO	11/30/69
5	(8x) last at Min.	10/19/25
37	vs. GB	11/11/62
21	(2x) last vs. GB	11/11/62
23	at Dal.	12/09/18
652	at Dal.	10/09/66
67	at Det.	09/20/35
370	at Det.	09/20/35
440	at Dal.	10/09/66
11	at Dal.	09/15/91
455	at Dal.	12/09/18
63	(2x) last vs. NYG	12/22/16
42	at Dal.	12/09/18
9	at Pit.	12/12/65
12	(2x) last at Pit.	12/12/65
8	vs. GB	12/01/74
6	(2x) last at NYG	11/17/68
15	at Was.	11/05/39
69.0	at Was.	12/27/03
22	vs. Chi.	11/26/44
170	vs. Chi.	11/26/44

**CATEGORY**

POINTS
TOUCHDOWNS
RUSHING TDS
PASSING TDS
FIELD GOALS ATTEMPTED
FIELD GOALS MADE
TOTAL FIRST DOWNS
RUSHING FIRST DOWNS
PASSING FIRST DOWNS
TOTAL NET YARDS
RUSHING ATTEMPTS
NET YARDS RUSHING
NET YARDS PASSING
QB SACKS ALLOWED
GROSS YARDS PASSING
PASS ATTEMPTS
PASS COMPLETIONS
INTERCEPTIONS THROWN
TOTAL TURNOVERS
FUMBLES BY
FUMBLES LOST
PUNTS
PUNTING AVERAGE
PENALTIES
YARDS PENALIZED

**CATEGORY**

POINTS
TOUCHDOWNS
RUSHING TDS
PASSING TDS
FIELD GOALS ATTEMPTED
FIELD GOALS MADE
TOTAL FIRST DOWNS
RUSHING FIRST DOWNS
PASSING FIRST DOWNS
TOTAL NET YARDS
RUSHING ATTEMPTS
NET YARDS RUSHING
NET YARDS PASSING
QB SACKS ALLOWED
GROSS YARDS PASSING
PASS ATTEMPTS
PASS COMPLETIONS
INTERCEPTIONS THROWN
TOTAL TURNOVERS
FUMBLES BY
FUMBLES LOST
PUNTS
PUNTING AVERAGE
PENALTIES
YARDS PENALIZED

**EAGLES LOWS**

0	vs. Dal.	12/31/17
0	vs. Dal.	12/31/17
0	vs. Chi.	11/28/25
0	vs. Det.	11/16/25
0	vs. LAR	09/21/25
0	at Dal.	11/23/25
2	(5x) last vs. Was.	10/24/37
0	(7x) last at Dal.	10/09/05
0	(2x) last vs. NYG	10/05/57
23	at Det.	09/20/35
9	(4x) last at Dal.	10/09/05
-36	at Chi.	11/19/39
-13	vs. NYG	12/11/77
0	vs. Chi.	11/28/25
0	at Boston	10/18/36
3	vs. Pit.	12/01/46
0	at Boston	10/18/36
0	at Dal.	11/23/25
0	vs. Det.	11/16/25
0	vs. NYG	10/26/25
0	vs. Det.	11/16/25
0	at Dal.	12/24/22
0.0	at Dal.	12/24/22
0	(18x) last vs. Mia.	10/22/23
0	(19x) last vs. NYG	01/05/25

**OPPONENTS LOWS**

0	at Was.	12/30/18
0	at Dal.	11/10/24
0	vs. Det.	11/16/25
0	at GB	11/10/25
0	at NYG	10/09/25
0	at GB	11/10/25
1	(3x) last at Cle.	12/03/50
0	(9x) last vs. Min.	09/14/23
0	(8x) last at Cle.	12/03/50
29	vs. Brooklyn	12/03/44
9	vs. Min.	09/14/23
-33	vs. Brooklyn	10/02/43
0	at Cle.	12/03/50
0	vs. Dal.	09/04/25
0	(4x) last at Cle.	12/03/50
0	at Cle.	12/03/50
0	(5x) last at Cle.	12/03/50
0	at GB	11/10/25
0	vs. NYG	10/26/25
0	vs. Chi.	11/28/25
0	vs. Chi.	11/28/25
0	at Cin.	10/27/24
0.0	at Cin.	10/27/24
0	(11x) last at NYJ	10/14/07
0	(11x) last at NYJ	10/14/07



**GAMES PLAYED**

Rk	Player	Games (Starts)
1.	David Akers (K) (1999-2010)	19 (0)
2.	Brian Dawkins (S) (1996-2008)	18 (18)
3t.	Jon Runyan (T) (2000-08)	17 (17)
	Tra Thomas (T) (1998-2008)	17 (17)
5.	Donovan McNabb (QB) (1999-2009)	16 (16)
<b>6t.</b>	<b>Jake Elliott (K) (2017-)</b>	<b>15 (15)</b>
	<b>Lane Johnson (T) (2013-)</b>	<b>15 (15)</b>
8t.	Koy Detmer (QB) (1998-2006)	13 (0)
	Sheldon Brown (CB) (2002-09)	13 (10)
<b>10t.</b>	<b>Dallas Goedert (TE) (2018-)</b>	<b>12 (10)</b>
	Brandon Graham (DE) (2010-24)	12 (7)
	Fletcher Cox (DT) (2012-23)	12 (12)
	Jason Kelce (C) (2011-23)	12 (12)
	Quintin Mikell (S) (2003-10)	12 (5)
	Mike Bartrum (LS/TE) (2000-06)	12 (0)
	Todd Pinkston (WR) (2000-04)	12 (10)
	Corey Simon (DT) (2000-04)	12 (12)
	Bobby Taylor (CB) (1995-2003)	12 (12)
	Darwin Walker (DT) (2001-06)	12 (9)

**SCORING**

**MOST POINTS, Career**

134	David Akers (19 games)
<b>114</b>	<b>Jake Elliott (15 games)</b>
<b>60</b>	<b>Jalen Hurts (9 games)</b>
36	Brian Westbrook (11 games)
36	Harold Carmichael (7 games)
36	Tony Franklin (6 games)
36	Wilbert Montgomery (7 games)

**MOST POINTS, Game**

<b>20</b>	<b>Jalen Hurts (2/12/23 vs. Chiefs) SB57</b>
<b>18</b>	<b>Saquon Barkley (1/26/25 vs. Commanders) NFC-C</b>
<b>18</b>	<b>Jalen Hurts (1/26/25 vs. Commanders) NFC-C</b>
<b>16</b>	<b>2x, last: Jake Elliott (2/9/25 vs. Chiefs) SB59</b>
15	David Akers (1/19/02 at Bears) NFC-D
14	David Akers (1/4/09 at Vikings) NFC-WC
<b>12</b>	<b>12x, last: Saquon Barkley (1/19/25 vs. Rams) NFC-D</b>

**MOST TOUCHDOWNS, Career**

<b>10</b>	<b>Jalen Hurts (9 games)</b>
6	Brian Westbrook (11 games)
6	Harold Carmichael (7 games)
6	Wilbert Montgomery (7 games)
5	Duce Staley (7 games)
4	Donovan McNabb (16 games)
<b>3</b>	<b>Saquon Barkley (4 games), A.J. Brown (7 games),</b> LeGarrette Blount (3 games), Brent Celek (9 games), Alshon Jeffery (5 games), Chad Lewis (11 games), Fred Barnett (5 games), Steve Van Buren (4 games)

**MOST TOUCHDOWNS, Game**

<b>3</b>	<b>3x, last: Saquon Barkley &amp; Jalen Hurts (1/26/25 vs. Commanders) NFC-C</b>
<b>2</b>	<b>12x, last: Saquon Barkley (1/19/25 vs. Rams) NFC-D</b>

**MOST POINTS AFTER TOUCHDOWN, Career**

41	David Akers (19 games)
<b>36</b>	<b>Jake Elliott (15 games)</b>

**MOST POINTS AFTER TOUCHDOWN, Game**

<b>7</b>	<b>2x, last: Jake Elliott (1/26/25 vs. Commanders) NFC-C</b>
<b>5</b>	<b>2x, last: Jake Elliott (1/21/23 vs. Giants) NFC-D</b>
<b>4</b>	<b>5x, last: Jake Elliott (2/9/25 vs. Chiefs) SB59</b>

**MOST FIELD GOALS, Career**

31	David Akers (19 games)
<b>26</b>	<b>Jake Elliott (15 games)</b>
7	Tony Franklin (6 games)
5	Roger Ruzek (4 games)

**MOST FIELD GOALS, Game**

<b>4</b>	<b>Jake Elliott (2/9/25 vs. Chiefs) SB59</b>
4	David Akers (1/4/09 at Vikings) NFC-WC
4	David Akers (1/19/02 at Bears) NFC-D
4	Luis Zendejas (12/31/88 at Bears) NFC-D
<b>3</b>	<b>Jake Elliott (1/19/25 vs. Rams) NFC-D</b>
<b>3</b>	<b>Jake Elliott (1/12/25 vs. Packers) NFC-WC</b>
<b>3</b>	<b>Jake Elliott (1/5/20 vs. Seahawks) NFC-WC</b>
<b>3</b>	<b>Jake Elliott (2/4/18 vs. Patriots) SB52</b>
<b>3</b>	<b>Jake Elliott (1/13/18 vs. Falcons) NFC-D</b>
3	David Akers (1/11/09 at Giants) NFC-D
3	David Akers (1/7/07 vs. Giants) NFC-WC
3	Gary Anderson (12/30/95 vs. Lions) NFC-WC

**LONGEST FIELD GOALS**

<b>53</b>	<b>Jake Elliott (1/13/18 vs. Falcons) NFC-D</b>
51	David Akers (1/4/09 at Vikings) NFC-WC
<b>50</b>	<b>Jake Elliott (2/9/25 vs. Chiefs) SB59</b>
<b>48</b>	<b>2x: Jake Elliott (2/9/25 vs. Chiefs) SB59</b>
48	David Akers (1/7/07 vs. Giants) NFC-WC
<b>47</b>	<b>Jake Elliott (1/15/24 at Buccaneers) NFC-WC</b>
<b>46</b>	<b>Jake Elliott (1/5/20 vs. Seahawks) NFC-WC</b>
<b>46</b>	<b>Jake Elliott (2/4/18 vs. Patriots) SB52</b>
46	David Akers (1/27/02 at Rams) NFC-C
46	David Akers (1/19/02 at Bears) NFC-D
45	David Akers (1/18/09 at Cardinals) NFC-C
45	David Akers (1/4/09 at Vikings) NFC-WC

**PASSING**

**MOST PASSES ATTEMPTED, Career**

577	Donovan McNabb (16 games)
<b>256</b>	<b>Jalen Hurts (9 games)</b>
226	Ron Jaworski (7 games)
214	Randall Cunningham (7 games)

**MOST PASSES ATTEMPTED, Game**

54	Randall Cunningham (12/31/88 at Bears) NFC-D
51	Donovan McNabb (2/6/05 vs. Patriots) SB39
49	Donovan McNabb (1/19/03 vs. Buccaneers) NFC-C
47	Donovan McNabb (1/18/09 at Cardinals) NFC-C

**MOST PASSES COMPLETED, Career**

341	Donovan McNabb (16 games)
<b>171</b>	<b>Jalen Hurts (9 games)</b>
143	Nick Foles (6 games)
113	Randall Cunningham (7 games)
103	Ron Jaworski (7 games)

**MOST PASSES COMPLETED, Game**

30	Donovan McNabb (2/6/05 vs. Patriots) SB39
28	Nick Foles (2/4/18 vs. Patriots) SB52
28	Donovan McNabb (1/18/09 at Cardinals) NFC-C
<b>27</b>	<b>Jalen Hurts (2/12/23 vs. Chiefs) SB57</b>
27	Randall Cunningham (12/31/88 at Bears) NFC-D
27	Tommy Thompson (12/28/47 at Chicago Cardinals) NFL-C

**MOST YARDS GAINED, Career**

3,752	Donovan McNabb (16 games)
<b>1,813</b>	<b>Jalen Hurts (9 games)</b>
1,633	Nick Foles (6 games)
1,390	Randall Cunningham (7 games)

**MOST YARDS GAINED, Game**

407	Randall Cunningham (12/31/88 at Bears) NFC-D
375	Donovan McNabb (1/18/09 at Cardinals) NFC-C
373	Nick Foles (2/4/18 vs. Patriots) SB52
357	Donovan McNabb (2/6/05 vs. Patriots) SB39
352	Nick Foles (1/21/18 vs. Vikings) NFC-C

**MOST TOUCHDOWN PASSES, Career**

24	Donovan McNabb (16 games)
11	Nick Foles (6 games)
<b>10</b>	<b>Jalen Hurts (9 games)</b>
9	Ron Jaworski (7 games)
4	Tommy Thompson (4 games)

**MOST TOUCHDOWN PASSES, Game**

3	Nick Foles (2/4/18 vs. Patriots) SB52
3	Nick Foles (1/21/18 vs. Vikings) NFC-C
3	Donovan McNabb (1/18/09 at Cardinals) NFC-C
3	Donovan McNabb (2/6/05 vs. Patriots) SB39
3	Rodney Peete (12/30/95 vs. Lions) NFC-WC
3	Ron Jaworski (12/23/79 vs. Bears) NFC-WC

**LONGEST PASS PLAY**

76t	Michael Vick to Jeremy Maclin (1/9/10 at Cowboys) NFC-WC
75t	Jeff Garcia to Donté Stallworth (1/13/07 at Saints) NFC-D
71t	Donovan McNabb to Brian Westbrook (1/4/09 at Vikings) NFC-WC
66	Randall Cunningham to Keith Jackson (1/5/91 vs. Washington) NFC-WC
65	Randall Cunningham to Keith Jackson (12/31/88 at Bears) NFC-D

**RUSHING****MOST ATTEMPTS, Career**

141	Wilbert Montgomery (7 games)
129	Brian Westbrook (11 games)
93	Duce Staley (7 games)
93	Steve Van Buren (4 games)
<b>91</b>	<b>Saquon Barkley (4 games)</b>

**MOST ATTEMPTS, Game**

31	Steve Van Buren (12/18/49 at LA Rams) NFL-C
<b>26</b>	<b>5x, last: Saquon Barkley (1/19/25 vs. Rams) NFC-D</b>
<b>25</b>	<b>2x, last: Saquon Barkley (2/9/25 vs. Chiefs) SB59</b>
22	Chris Warren (12/31/00 vs. Buccaneers) NFC-WC

**LONGEST RUN FROM SCRIMMAGE**

<b>78t</b>	<b>Saquon Barkley (1/19/25 vs. Rams) NFC-D</b>
62t	Brian Westbrook (1/13/07 at Saints) NFC-D
<b>60t</b>	<b>Saquon Barkley (1/26/25 vs. Commanders) NFC-C</b>
55	Wilbert Montgomery (1/11/81 vs. Cowboys) NFC-C
49t	Brian Westbrook (1/7/07 vs. Giants) NFC-WC
49	Steve Van Buren (12/18/49 at LA Rams) NFL-C

**MOST YARDS GAINED, Career**

591	Brian Westbrook (11 games)
518	Wilbert Montgomery (7 games)
<b>499</b>	<b>Saquon Barkley (4 games)</b>
422	Donovan McNabb (16 games)
384	Duce Staley (7 games)

**MOST YARDS GAINED, Game (includes all 100-yard performances)**

<b>205</b>	<b>Saquon Barkley (1/19/25 vs. Rams) NFC-D</b>
196	Steve Van Buren (12/18/49 at LA Rams) NFL-C
194	Wilbert Montgomery (1/11/81 vs. Cowboys) NFC-C
141	Brian Westbrook (1/7/07 vs. Giants) NFC-WC
<b>119</b>	<b>Saquon Barkley (1/12/25 vs. Packers) NFC-WC</b>
<b>118</b>	<b>Saquon Barkley (1/26/25 vs. Commanders) NFC-C</b>
112	Kenneth Gainwell (1/21/23 vs. Giants) NFC-D
116	Brian Westbrook (1/13/07 at Saints) NFC-D
107	Donovan McNabb (1/11/04 vs. Packers) NFC-D
105	Heath Sherman (1/3/93 at Saints) NFC-WC

**MOST TOUCHDOWNS RUSHING, Career**

<b>10</b>	<b>Jalen Hurts (9 games)</b>
6	Wilbert Montgomery (7 games)
<b>5</b>	<b>Saquon Barkley (4 games)</b>
4	Donovan McNabb (16 games)
3	Boston Scott (8 games)
3	LeGarrette Blount (3 games)
3	Brian Westbrook (11 games)
2	Miles Sanders (4 games)
2	Steve Van Buren (4 games)
2	Duce Staley (7 games)

**MOST TOUCHDOWNS, Game**

<b>3</b>	<b>3x, last: Saquon Barkley &amp; Jalen Hurts (1/26/25 vs. Commanders) NFC-C</b>
<b>2</b>	<b>Saquon Barkley (1/19/25 vs. Rams) NFC-D</b>
2	Miles Sanders (1/29/23 vs. 49ers) NFC-C
2	Brian Westbrook (1/13/07 at Saints) NFC-D
2	Wilbert Montgomery (12/27/81 vs. Giants) NFC-WC
2	Wilbert Montgomery (1/3/81 vs. Vikings) NFC-D

**RECEIVING****MOST RECEPTIONS, Career**

<b>52</b>	<b>Dallas Goedert (12 games)</b>
<b>43</b>	<b>DeVonta Smith (9 games)</b>
38	Chad Lewis (11 games)
35	Duce Staley (7 games)
33	Zach Ertz (7 games)
33	Brian Westbrook (11 games)
32	Todd Pinkston (12 games)

**MOST RECEPTIONS, Game**

10	Brent Celek (1/18/09 at Cardinals) NFC-C
9	Nelson Agholor (2/4/18 vs. Patriots) SB52
9	Terrell Owens (2/6/05 vs. Patriots) SB39
9	Keith Byars (12/31/89 vs. LA Rams) NFC-WC and (12/31/88 at Bears) NFC-D
<b>8</b>	<b>DeVonta Smith (1/15/24 at Buccaneers) NFC-WC</b>
8	Zach Ertz (1/21/18 vs. Vikings) NFC-C
8	Duce Staley (1/27/02 at Rams) NFC-C
8	Fred Barnett (12/30/95 vs. Lions) NFC-WC
8	Jack Ferrante (12/28/47 at Chicago Cardinals) NFL-C

**MOST YARDS GAINED, Career**

<b>595</b>	<b>DeVonta Smith (9 games)</b>
<b>562</b>	<b>Dallas Goedert (12 games)</b>
465	Harold Carmichael (7 games)
433	Todd Pinkston (12 games)
409	Chad Lewis (11 games)
364	Alshon Jeffery (5 games)
360	Zach Ertz (7 games)
334	Brian Westbrook (11 games)

**MOST YARDS GAINED, Game (includes all 100-yard performances)**

<b>148</b>	<b>DeVonta Smith (1/15/24 at Buccaneers) NFC-WC</b>
146	Jeremy Maclin (1/9/10 at Cowboys) NFC WC
142	Keith Jackson (12/31/88 at Bears) NFC-D
122	Kevin Curtis (1/18/09 at Cardinals) NFC-C
122	Terrell Owens (2/6/05 vs. Patriots) SB39
116	Keith Jackson (1/5/91 vs. Washington) NFC-WC
111	Harold Carmichael (12/23/79 vs. Bears) NFC-WC
<b>100</b>	<b>DeVonta Smith (2/12/23 vs. Chiefs) SB57</b>
100	Corey Clement (2/4/18 vs. Patriots) SB52

**MOST TOUCHDOWNS, Career**

6	Harold Carmichael (7 games)
<b>4</b>	<b>Dallas Goedert (12 games)</b>
<b>3</b>	<b>A.J. Brown (7 games)</b>
3	Alshon Jeffery (5 games)
3	Brent Celek (9 games)
3	Brian Westbrook (11 games)
3	Fred Barnett (5 games)
3	Chad Lewis (11 games)
3	Duce Staley (7 games)

**MOST TOUCHDOWNS, Game**

2	Alshon Jeffery (1/21/18 vs. Vikings) NFC-C
2	Brent Celek (1/18/09 at Cardinals) NFC-C
2	Chad Lewis (1/23/05 vs. Falcons) NFC-C
2	Fred Barnett (1/3/93 at Saints) NFC-WC
2	Harold Carmichael (12/23/79 vs. Bears) NFC-WC

**INTERCEPTIONS****MOST INTERCEPTIONS, Career**

5	Herman Edwards (7 games)
4	Brian Dawkins (18 games)
3	Damon Moore (5 games), Eric Allen (5 games), Seth Joyner (5 games), Roynell Young (5 games)

**MOST INTERCEPTIONS, Game**

2	Damon Moore (1/12/02 vs. Buccaneers) NFC-WC
2	Eric Allen (1/3/93 at Saints) NFC-WC
2	Herman Edwards (1/3/81 vs. Vikings) NFC-D
2	Roynell Young (1/3/81 vs. Vikings) NFC-D

**LONGEST INTERCEPTION RETURN**

59t	Damon Moore (1/12/02 vs. Buccaneers) NFC-WC
50t	Patrick Robinson (1/21/18 vs. Vikings) NFC-C
44t	Asante Samuel (1/4/09 at Vikings) NFC-WC
39t	Bobby Taylor (1/11/03 vs. Falcons) NFC-D
<b>38</b>	<b>Cooper DeJean (2/9/25 vs. Chiefs) SB59</b>
37	Jerry Robinson (12/29/79 at Buccaneers) NFC-D

**MOST INTERCEPTION RETURN YARDS, Career**

77	Damon Moore (5 games)
75	Brian Dawkins (18 games)
69	Asante Samuel (5 games)

**MOST INTERCEPTION RETURN YARDS, Game**

59	Damon Moore (1/12/02 vs. Buccaneers) NFC-WC
50	Patrick Robinson (1/21/18 vs. Vikings) NFC-C
44	Asante Samuel (1/4/09 at Vikings) NFC-WC
<b>38</b>	<b>Cooper DeJean (2/9/25 vs. Chiefs) SB59</b>
39	Bobby Taylor (1/11/03 vs. Falcons) NFC-D

**SACKS****MOST SACKS, Career**

5.5	Brandon Graham (12 games)
5.0	Josh Sweat (9 games)
<b>4.5</b>	<b>Nolan Smith (5 games)</b>
4.0	Derrick Burgess (6 games)
4.0	Hugh Douglas (10 games)
4.0	Reggie White (5 games)

**MOST SACKS, Game**

2.5	Josh Sweat (2/9/25 vs. Chiefs) SB59
2.0	Milton Williams (2/9/25 vs. Chiefs) SB59
<b>2.0</b>	<b>Jalen Carter (1/19/25 vs. Rams) NFC-D</b>
<b>2.0</b>	<b>Nolan Smith (1/12/25 vs. Packers) NFC-WC</b>
2.0	Haason Reddick (1/29/23 vs. 49ers) NFC-C
2.0	Darwin Walker (1/13/07 at Saints) NFC-D
2.0	Derrick Burgess (1/23/05 vs. Falcons) NFC-C
2.0	Hugh Douglas (12/31/00 vs. Buccaneers) NFC-WC

**KICKOFF RETURNS****MOST KICKOFF RETURNS, Career**

22	Brian Mitchell (7 games)
11	Billy Campfield (7 games)

**MOST KICKOFF RETURNS, Game**

6	Brian Mitchell (1/27/02 at StL Rams) NFC-C
5	7x, last: Brad Smith (1/4/14 vs. Saints) NFC-WC

**MOST YARDS, Career**

522	Brian Mitchell (7 games)
201	Billy Campfield (7 games)

**MOST YARDS, Game**

128	Brian Mitchell (1/27/02 at StL Rams) NFC-C
125	3x, last: James Thrash (1/11/04 vs. Packers) NFC-D

**LONGEST KICKOFF RETURN**

70	Brian Mitchell (1/19/03 vs. Buccaneers) NFC-C
58	Ted Dean (12/26/60 vs. Packers) NFL-C

**PUNT RETURNS****MOST PUNT RETURNS, Career**

16	Brian Mitchell (7 games)
13	John Sciarra (7 games)

**MOST PUNT RETURNS, Game**

6	John Sciarra (1/11/81 vs. Cowboys) NFC-C
5	2x, last: Jalen Reagor (1/16/22 at Buccaneers) NFC-WC
4	7x, last: Reno Mahe (1/11/04 vs. Packers) NFC-D

**MOST YARDS ON PUNT RETURNS, Career**

174	DeSean Jackson (6 games)
135	Brian Mitchell (7 games)
130	John Sciarra (7 games)

**MOST YARDS ON PUNT RETURNS, Game**

109	DeSean Jackson (1/4/09 at Vikings) NFC-WC
101	Bosh Pritchard (12/21/47 at Steelers) NFL-D
69	John Sciarra (1/11/81 vs. Cowboys) NFC-C

**LONGEST PUNT RETURN**

79t	Bosh Pritchard (12/21/47 at Steelers) NFL-D
62	DeSean Jackson (1/4/09 at Vikings) NFC-WC
34	Wally Henry (12/23/79 vs. Bears) NFC-WC

**SCORING****MOST POINTS, Game**

58	vs. Lions (12/30/95) NFC-WC
55	vs. Commanders (1/26/25) NFC-C
41	vs. Patriots (2/4/18) SB52
40	vs. Chiefs (2/9/25) SB59
38	vs. Giants (1/21/23) NFC-D
38	vs. Vikings (1/21/18) NFC-C

**MOST POINTS, BOTH TEAMS, Game**

95	vs. Lions (12/30/95) NFC-WC; Eagles 58, Lions 37
78	vs. Commanders (1/26/25) NFC-C; Eagles 55, Commanders 23
74	vs. Patriots (2/4/18) SB52; Eagles 41, Patriots 33
73	vs. Chiefs (2/12/23) SB57; Eagles 35, Chiefs 38
62	vs. Chiefs (2/9/25) SB59; Eagles 40, Chiefs 22

**FEWEST POINTS, BOTH TEAMS, Game**

7	vs. Chicago Cardinals (12/19/48) NFL-C; Eagles 7, Cardinals 0
14	at 49ers (12/29/96) NFC-WC; 49ers 14, Eagles 0
14	at LA Rams (12/18/49) NFL-C; Eagles 14, Rams 0

**LARGEST MARGIN OF VICTORY, Game**

32	vs. Commanders (1/26/25) NFC-C; Eagles 55, Commanders 23
31	2x, last: vs. Giants (1/21/23) NFC-D; Eagles 38, Giants 7
24	vs. 49ers (1/29/23) NFC-C; Eagles 31, 49ers 7
22	vs. Buccaneers (1/12/02) NFC-WC; Eagles 31, Buccaneers 9
21	2x, last: vs. Lions (12/30/95) NFC-WC; Eagles 58, Lions 37

**TOUCHDOWNS****MOST TOUCHDOWNS, Game**

8	vs. Commanders (1/26/25) NFC-C
7	vs. Lions (12/30/95) NFC-WC
5	vs. Giants (1/21/23) NFC-D
5	vs. Patriots (2/4/18) SB52
5	vs. Vikings (1/21/18) NFC-C

**MOST TOUCHDOWNS, BOTH TEAMS, Game**

12	vs. Lions (12/30/95) NFC-WC; Eagles 7, Lions 5
10	vs. Commanders (1/26/25) NFC-C; Eagles 8, Commanders 2
9	vs. Patriots (2/4/18) SB52; Eagles 5, Patriots 4
8	vs. Chiefs (2/12/23) SB57; Eagles 4, Chiefs 4
7	3x, last: at Cardinals (1/18/09) NFC-C; Cardinals 4, Eagles 3

**FEWEST TOUCHDOWNS, BOTH TEAMS, Game**

1	vs. Chicago Cardinals (12/19/48) NFL-C; Eagles 1, Cardinals 0
2	9x, last: vs. Seahawks (1/5/20) NFC-WC; Eagles 0, Seahawks 2

**FIELD GOALS****MOST FIELD GOALS, Game**

4	vs. Chiefs (2/9/25) SB59
4	at Vikings (1/4/09) NFC-WC
4	at Bears (1/19/02) NFC-D
4	at Bears (12/31/88) NFC-D

**MOST FIELD GOALS, BOTH TEAMS, Game**

6	at Giants (1/11/09) NFC-D
6	at Bears (12/31/88) NFC-D; Eagles 4, Bears 2
5	vs. Rams (1/19/25) NFC-D; Eagles 3, Rams 2
5	vs. Patriots (2/4/18) SB52; Eagles 3, Patriots 2
5	vs. Saints (1/4/14) NFC-WC; Eagles 1, Saints 4
5	vs. Giants (1/7/07) NFC-WC; Eagles 3, Giants 2
5	at Bears (1/19/02) NFC-D; Eagles 4, Bears 1

**MOST FIELD GOALS ATTEMPTED, Game**

5	at Bears (12/31/88) NFC-D
4	vs. Chiefs (2/9/25) SB59
4	at Vikings (1/4/09) NFC-WC
4	at Bears (1/19/02) NFC-D
4	vs. Lions (12/30/95) NFC-WC

**MOST FGS ATTEMPTED, BOTH TEAMS, Game**

9	at Bears (12/31/88) NFC-D; Eagles 5, Bears 4
8	at Giants (1/11/09) NFC-D; Eagles 3, Giants 5
6	vs. Patriots (2/4/18) SB52; Eagles 3, Patriots 3
6	vs. Saints (1/4/14) NFC-WC; Eagles 2, Saints 4
6	vs. Falcons (1/11/03) NFC-D; Eagles 3, Falcons 3

**TOTAL NET YARDS****MOST YARDS GAINED, Game**

538	vs. Patriots (2/4/18) SB52
459	vs. Commanders (1/26/25) NFC-C
456	vs. Vikings (1/21/18) NFC-C
454	at Cardinals (1/18/09) NFC-C
452	vs. Lions (12/30/95) NFC-WC

**FEWEST YARDS GAINED, Game**

178	at Cowboys (1/10/93) NFC-D
186	at Giants (1/7/01) NFC-D

**PASSING****MOST ATTEMPTS, Game**

55	at Bears (12/31/88) NFC-D
51	vs. Patriots (2/6/05) SB39

**FEWEST ATTEMPTS, Game**

9	at LA Rams (12/18/49) NFL-C
12	vs. Chicago Cardinals (12/19/48) NFL-C

**MOST COMPLETIONS, Game**

30	vs. Patriots (2/6/05) SB39
29	vs. Patriots (2/4/18) SB52
28	at Cardinals (1/18/09) NFC-C
27	vs. Chiefs (2/12/23) SB57
27	at Bears (12/31/88) NFC-C
27	at Chicago Cardinals (12/28/47) NFL-C

**FEWEST COMPLETIONS, Game**

2	vs. Chicago Cardinals (12/19/48) NFL-C
5	at LA Rams (12/18/49) NFL-C

**MOST YARDS GAINED, Game**

378	at Bears (12/31/88) NFC-D
374	vs. Patriots (2/4/18) SB52
357	at Cardinals (1/18/09) NFC-C

**FEWEST YARDS GAINED, Game**

7	vs. Chicago Cardinals (12/19/48) NFL-C
68	at LA Rams (12/18/49) NFL-C

**MOST TIMES SACKED, Game**

8	vs. Packers (1/11/04) NFC-D
7	vs. Rams (1/19/25) NFC-D
7	vs. Seahawks (1/5/20) NFC-WC

**MOST TOUCHDOWNS, Game**

4	vs. Patriots (2/4/18) SB52
3	vs. Vikings (1/21/18) NFC-C
3	at Cardinals (1/18/09) NFC-C
3	vs. Patriots (2/6/05) SB39
3	vs. Lions (12/30/95) NFC-WC
3	vs. Bears (12/23/79) NFC-WC

**RUSHING****MOST ATTEMPTS, Game**

61	at LA Rams (12/18/49) NFL-C
57	vs. Chicago Cardinals (12/19/48) NFL-C
52	at Steelers (12/21/47) NFL-D

**FEWEST ATTEMPTS, Game**

13	at Cowboys (1/9/10) NFC-WC
14	at Giants (1/7/01) NFC-D
15	at Buccaneers (1/15/24) NFC-WC
16	at Bears (12/31/88) NFC-D
16	at Saints (1/13/19) NFC-D

**MOST YARDS GAINED, Game**

285	vs. Rams (1/19/25) NFC-D
274	at LA Rams (12/18/49) NFL-C
268	vs. Giants (1/21/23) NFC-D
263	vs. Cowboys (1/11/81) NFC-C
229	vs. Commanders (1/26/25) NFC-C

**FEWEST YARDS GAINED, Game**

42	at Buccaneers (1/15/24) NFC-WC
42	at Bears (1/6/19) NFC-WC
45	vs. Patriots (2/6/05) SB39

**MOST TOUCHDOWNS, Game**

7	vs. Commanders (1/26/25) NFC-C
4	vs. 49ers (1/29/23) NFC-C
3	vs. Rams (1/19/25) NFC-D
3	vs. Chiefs (2/12/23) SB57
3	vs. Giants (1/21/23) NFC-D
3	vs. Vikings (1/3/81) NFC-D

**FIRST DOWNS****MOST FIRST DOWNS, Game**

28	vs. Commanders (1/26/25) NFC-C
27	vs. Vikings (1/21/18) NFC-C
26	vs. Giants (1/21/23) NFC-D
25	vs. Chiefs (2/12/23) SB57
25	vs. 49ers (1/29/23) NFC-C
25	vs. Patriots (2/4/18) SB52
24	vs. Patriots (2/6/05) SB39
24	vs. Vikings (1/3/81) NFL-D

**FEWEST FIRST DOWNS, Game**

11	at Giants (1/7/01) NFC-D
12	at Cowboys (1/10/93) NFC-D

**MOST FIRST DOWNS, BOTH TEAMS, Game**

54	vs. Patriots (2/4/18) SB52; Patriots 29, Eagles 25
50	vs. Commanders (1/26/25) NFC-C; Eagles 28, Commanders 22
49	vs. Vikings (1/21/18) NFC-C; Eagles 27, Vikings 22
48	vs. Lions (12/30/95) NFC-WC; Lions 26, Eagles 22
46	vs. Chiefs (2/12/23) SB57; Eagles 25, Chiefs 21

**FEWEST FIRST DOWNS, BOTH TEAMS, Game**

24	3x, last: at LA Rams (12/18/49) NFL-C; Eagles 17, Rams 7
----	--

**MOST FIRST DOWNS, RUSHING, Game**

17	vs. Giants (1/21/23) NFC-D
16	vs. Chicago Cardinals (12/19/48) NFL-C
13	2x, last: vs. Commanders (1/26/25) NFC-C

**FEWEST FIRST DOWNS, RUSHING, Game**

0	at Cowboys (1/9/10) NFC-WC
1	at Bears (12/31/88) NFC-D
2	3x, last: at Saints (1/13/19) NFC-D

**MOST FIRST DOWNS, PASSING, Game**

21	at Bears (12/31/88) NFC-D
19	vs. Patriots (2/4/18) SB52
19	vs. Vikings (1/21/18) NFC-C
18	vs. Patriots (2/6/05) SB39

**FEWEST FIRST DOWNS, PASSING, Game**

0	vs. Chicago Cardinals (12/19/48) NFL-C
4	at LA Rams (12/18/49) NFL-C

**PENALTIES****MOST PENALTIES, Game**

9	at Cowboys (1/9/10) NFC-WC
8	4x, last: vs. Chiefs (2/9/25) SB59

**FEWEST PENALTIES, Game**

0	vs. Packers (12/26/60) NFL-C
2	at StL Rams (1/27/02) NFC-C
2	vs. Buccaneers (12/31/00) NFC-WC

**MOST YARDS PENALIZED, Game**

116	at Cowboys (1/9/10) NFC-WC
80	vs. Lions (12/30/95) NFC-WC
77	vs. Giants (1/7/07) NFC-WC
76	at Cowboys (1/10/93) NFC-D

**FEWEST YARDS PENALIZED, Game**

0	vs. Packers (12/26/60) NFL-C
14	vs. Rams (1/19/25) NFC-D
15	at StL Rams (1/27/02) NFC-C

**INTERCEPTIONS****MOST INTERCEPTIONS BY, Game**

6	vs. Lions (12/30/95) NFC-WC
5	vs. Vikings (1/3/81) NFC-D
4	vs. Buccaneers (1/12/02) NFC-WC

**FUMBLES****MOST FUMBLES, Game**

6	vs. LA Rams (12/31/89) NFC-WC
5	vs. Giants (12/27/81) NFC-WC

**MOST FUMBLES LOST, Game**

3	at Cowboys (1/9/10) NFC-WC
2	12x, last: vs. Falcons (1/13/18) NFC-D

**MOST FUMBLES COMMITTED BY OPPONENT, Game**

5	vs. Cowboys (1/11/81) NFC-C
4	vs. Packers (1/9/11) NFC-WC
3	9x, last: vs. Commanders (1/26/25) NFC-C

**MOST FUMBLES LOST BY OPPONENT**

3	6x, last: vs. Commanders (1/26/25) NFC-C
---	--

**TURNOVERS****MOST TURNOVERS, Game**

4	4x, last at Dallas (1/9/10) NFC-WC
---	------------------------------------

**FEWEST TURNOVERS, Game**

0	12x, last: vs. Commanders (1/26/25) NFC-C
---	---

**PUNTING****MOST PUNTS, Game**

9	2x, last: vs. LA Rams (12/31/89) NFC-WC
---	---

**FEWEST PUNTS, Game**

1	vs. Patriots (2/4/18) SB52
1	at Cardinals (1/18/09) NFC-C
2	3x, last: vs. Chiefs (2/9/25) SB59
3	5x, last: vs. Giants (1/21/23) NFC-D

**HIGHEST AVERAGE, PUNTING, Game**

58.0	at Cardinals (1/18/09) NFC-C
51.2	at Saints (1/3/93) NFC-WC
50.6	at Cowboys (1/9/10) NFC-WC
49.8	vs. Rams (1/19/25) NFC-D
48.8	vs. Saints (1/4/14) NFC-WC

**LOWEST AVERAGE, PUNTING, Game**

32.5	at Bears (12/31/88) NFC-D
------	---------------------------



**TEAM (EAGLES)**

WON IN OVERTIME.....	11/26/23 - vs. Buf., 37-34
WON BY SCORING IN LAST TWO MINUTES OF REGULATION.....	9/22/24 - at NO, 15-12 (winning TD at 1:05)
TIED GAME BY SCORING IN LAST TWO MINUTES.....	11/26/23 - vs. Buf., 37-34 (tied score at 0:20 with FG)
WON IN PRIMETIME.....	11/16/25 - vs. Det. (SNF), 16-9
SHUTOUT.....	12/30/18 - at Was., 24-0
WON BY 20+ POINTS.....	1/26/25 - vs. Was. (NFC-C), 55-23
WON AFTER TRAILING BY 20+ POINTS.....	12/19/10 - at NYG, 38-31 (NYG ahead 31-10 in 4th Q)
HELD 28+ POINT LEAD.....	2/9/25 - vs. KC (SB59), 40-22
HELD 21+ POINT LEAD.....	11/23/25 - at Dal., 21-24
HELD 17+ POINT LEAD.....	11/23/25 - at Dal., 21-24
SCORED 20+ POINTS IN QUARTER.....	1/26/25 - vs. Was. (NFC-C), 55-23 (21, 4th Q)
SCORED 20+ POINTS IN HALF.....	11/23/25 - at Dal., 21-24 (21, 1st Half)
HELD OPPONENT WITHOUT A TOUCHDOWN.....	11/10/24 - at Dal., 34-6
TOUCHDOWNS SCORED BY OFFENSE & DEFENSE.....	10/19/25 - at Min., 28-22 (3 offense, 1 defense)
TOUCHDOWNS SCORED BY OFFENSE, DEFENSE & SPECIAL TEAMS.....	12/6/15 - at NE, 35-28 (2 offense, 1 defense, 2 ST)
NO TURNOVERS.....	11/16/25 - vs. Det., 16-9
TOUCHDOWN SCORED ON FIRST DRIVE.....	11/23/25 - at Dal., 21-24
SUCCESSFUL 2-POINT CONVERSION ATTEMPT.....	12/8/24 - Saquon Barkley rush to the right vs. Car.
FAILED 2-POINT CONVERSION ATTEMPT.....	11/28/25 - Jalen Hurts passing attempt to Saquon Barkley vs. Chi.

**TOTAL OFFENSE (EAGLES)**

500+ TOTAL NET YARDS OF OFFENSE.....	11/27/22 - vs. GB (500; 363 rushing, 137 passing)
400+ TOTAL NET YARDS OF OFFENSE.....	10/26/25 - vs. NYG (427; 276 rushing, 151 passing)

**PASSING (EAGLES)**

400+ NET YARDS PASSING BY TEAM.....	12/23/18 - vs. Hou. (462)
300+ NET YARDS PASSING BY TEAM.....	10/19/25 - at Min. (316)
INDIVIDUAL WITH 50+ PASS ATTEMPTS.....	12/9/19 - Carson Wentz (50-33-325-0-2TDs) vs. NYG
INDIVIDUAL WITH 40+ PASS ATTEMPTS.....	1/5/25 - Tanner McKee (41-27-269-0-2TDs) vs. NYG
INDIVIDUAL WITH 30+ PASS COMPLETIONS.....	10/3/21 - Jalen Hurts (48-32-387-0-2TDs) vs. KC
INDIVIDUAL WITH 25+ PASS COMPLETIONS.....	11/23/25 - Jalen Hurts (39-27-289-0-1TD) at Dal.
INDIVIDUAL 300+ YARD PASSING GAME.....	10/19/25 - Jalen Hurts (23-19-326-0-3TDs) at Min.
CONSECUTIVE 300+ YARD PASSING GAMES.....	10/1/23-10/8/23 - Jalen Hurts (37-25-319-0-2TDs) vs. Was. & (38-25-303-1-1TD) at LAR
INDIVIDUAL WITH 4+ TOUCHDOWN PASSES.....	10/26/25 - Jalen Hurts (20-15-179-0-4TDs) vs. NYG
INDIVIDUAL WITH 3+ TOUCHDOWN PASSES.....	10/26/25 - Jalen Hurts (20-15-179-0-4TDs) vs. NYG
NO SACKS ALLOWED.....	11/28/25 - vs. Chi. (34 attempts - Jalen Hurts)

**RUSHING (EAGLES)**

300+ NET YARDS RUSHING BY TEAM.....	11/24/24 - at LAR (314)
200+ NET YARDS RUSHING BY TEAM.....	10/26/25 - vs. NYG (276)
INDIVIDUAL 200+ YARD RUSHING GAME.....	1/19/25 - Saquon Barkley (26-205-2TDs) vs. LAR (NFC-D)
INDIVIDUAL 150+ YARD RUSHING GAME.....	10/26/25 - Saquon Barkley (14-150-1TD) vs. NYG
INDIVIDUAL 100+ YARD RUSHING GAME.....	10/26/25 - Saquon Barkley (14-150-1TD) & Tank Bigsby (9-104-0TD) vs. NYG
TWO 100+ YARD RUSHERS IN SAME GAME.....	10/26/25 - Saquon Barkley (14-150-1TD) & Tank Bigsby (9-104-0TD) vs. NYG
CONSECUTIVE 100+ YARD RUSHING GAMES.....	1/12/25-1/26/25 - Saquon Barkley (25-119-0TD) vs. GB (NFC-WC), (26-205-2TDs) vs. LAR (NFC-D), & (15-118-3TDs) vs. Was. (NFC-C)
COMBINED 200+ YARDS RUSHING BY TWO PLAYERS.....	10/26/25 - 254 by Saquon Barkley (14-150-1TD) & Tank Bigsby (9-104-0TD) vs. NYG
INDIVIDUAL WITH 30+ CARRIES.....	12/29/24 - Saquon Barkley (31-167-0TD) vs. Dal.
INDIVIDUAL WITH 25+ CARRIES.....	11/16/25 - Saquon Barkley (26-83-0TD) vs. Det.
RUSHING PLAY OF 80+ YARDS.....	12/13/20 - 82t by Miles Sanders vs. NO
RUSHING PLAY OF 60+ YARDS.....	10/26/25 - 65t by Saquon Barkley vs. NYG
RUSHING PLAY OF 40+ YARDS.....	10/26/25 - 65t by Saquon Barkley vs. NYG
INDIVIDUAL WITH 3+ RUSHING TOUCHDOWNS.....	1/26/25 - Saquon Barkley (15-118-3TDs) & Jalen Hurts (10-16-3TDs) vs. Was. (NFC-C)
INDIVIDUAL WITH 2+ RUSHING TOUCHDOWNS.....	11/23/25 - Jalen Hurts (7-33-2TDs) at Dal.

**RECEIVING (EAGLES)**

INDIVIDUAL WITH 10+ RECEPTIONS.....	11/28/25 - A.J. Brown (10-132-2TDs) vs. Chi.
INDIVIDUAL WITH 150+ YARD RECEIVING GAME.....	10/19/25 - DeVonta Smith (9-183-1TD) at Min.
INDIVIDUAL WITH 100+ YARD RECEIVING GAME.....	11/28/25 - A.J. Brown (10-132-2TDs) vs. Chi.
TWO-OR-MORE 100+ YARD RECEIVERS IN SAME GAME.....	10/19/25 - A.J. Brown (4-121-2TDs) & DeVonta Smith (9-183-1TD) at Min.
CONSECUTIVE 100+ YARD RECEIVING GAMES.....	11/23/25-11/28/25 - A.J. Brown (8-110-1TD) at Dal., A.J. Brown (10-132-2TDs) vs. Chi.



INDIVIDUAL WITH 3+ TD RECEPTIONS.....	10/30/22 - A.J. Brown (6-156-3TDs) vs. Pit.
INDIVIDUAL WITH 2+ TD RECEPTIONS.....	11/28/25 - A.J. Brown (10-132-2TDs) vs. Chi.
PASS PLAY OF 80+ YARDS.....	9/19/21 - 91, Jalen Hurts to Quez Watkins vs. SF
PASS PLAY OF 60+ YARDS.....	10/19/25 - 79t, Jalen Hurts to DeVonta Smith at Min.
PASS PLAY OF 40+ YARDS.....	11/23/25 - 41, Jalen Hurts to DeVonta Smith at Dal.

**NOTABLE OFFENSIVE COMBINATIONS (EAGLES)**

LED TEAM IN RUSHING & RECEIVING YARDS IN SAME GAME.....	12/29/19 - Boston Scott (19-54-3TDs rush, 4-84 rec.) at NYG
100+ YARD RUSHER & 100+ YARD RECEIVER IN SAME GAME.....	12/29/24 - Saquon Barkley (31-167-0TD rush) & DeVonta Smith (6-120-2TDs rec.) vs. Dal.
100+ YARD RUSHER, 100+ YARD RECEIVER & 300+ YARD PASSER IN SAME GAME.....	9/22/24 - Saquon Barkley (17-147-2TDs rush), Dallas Goedert (10-170-0TD rec.) & Jalen Hurts (38-29-31 1-1-0TD) at NO
INDIVIDUAL WITH 1+ RUSHING TD & 1+ RECEIVING TD IN SAME GAME.....	10/26/25 - Saquon Barkley (14-150-1TD rush, 4-24-1TD rec.) vs. NYG
INDIVIDUAL WITH 1+ PASSING TD & 1+ RUSHING TD IN SAME GAME.....	11/23/25 - Jalen Hurts (39-27-289-0-1TD passing, 7-33-2TDs rushing) at Dal.
INDIVIDUAL WITH 1+ PASSING TD & 1+ RECEIVING TD IN SAME GAME.....	2/4/18 - Nick Foles (43-28-373-1-3TDs passing, 1-1-1TD receiving) at NE (SB52)

**DEFENSE (EAGLES)**

HELD OPPONENT UNDER 200 YARDS TOTAL OFFENSE.....	12/15/24 - vs. Pit. (163; 56 rushing, 107 passing)
HELD OPPONENT UNDER 300 YARDS TOTAL OFFENSE.....	11/10/25 - at GB (261; 104 rushing, 157 passing)
HELD OPPONENT UNDER 50 YARDS RUSHING.....	2/9/25 - vs. KC (SB59) (49)
HELD OPPONENT UNDER 75 YARDS RUSHING.....	11/16/25 - vs. Det. (74)
HELD OPPONENT UNDER 100 YARDS RUSHING.....	11/16/25 - vs. Det. (74)
HELD OPPONENT UNDER 100 NET YARDS PASSING.....	11/10/24 - at Dal. (49)
HELD OPPONENT UNDER 150 NET YARDS PASSING.....	11/28/25 - vs. Chi. (144)
INTERCEPTION RETURN FOR TOUCHDOWN.....	10/19/25 - Jalyx Hunt, 42 yards (QB Carson Wentz) at Min.
INDIVIDUAL WITH 3+ INTERCEPTIONS.....	10/16/11 - Kurt Coleman (3) at Was. (QB Rex Grossman)
INDIVIDUAL WITH 2+ INTERCEPTIONS.....	12/29/24 - C.J. Gardner-Johnson (2) vs. Dal. (QB Cooper Rush)
FUMBLE RECOVERED FOR TOUCHDOWN.....	12/10/23 - Jalen Carter fumble recovery at DAL 42 (forced by Fletcher Cox) at Dal.
SAFETY SCORED.....	9/25/23 - Rachaad White up the middle tackled in end zone by Nick Morrow for -1 yards at TB
7.0+ SACKS.....	10/20/24 - at NYG (8.0)
6.0+ SACKS.....	2/9/25 - vs. KC (SB59) (6.0)
5.0+ SACKS.....	10/26/25 - vs. NYG (5.0)
INDIVIDUAL WITH 3.0+ SACKS.....	10/1/23 - Nick Morrow (3.0 sacks of Sam Howell) vs. Was.
INDIVIDUAL WITH 2.0+ SACKS.....	2/9/25 - Josh Sweat (2.5 sacks of Patrick Mahomes) & Milton Williams (2.0 sacks of Patrick Mahomes) vs. KC (SB59)

**SPECIAL TEAMS (EAGLES)**

KICKOFF RETURN FOR TOUCHDOWN.....	10/23/16 - Josh Huff, 98 yards vs. Min.
KICKOFF RETURN FOR TOUCHDOWN TO START GAME.....	11/23/14 - Josh Huff, 107 yards vs. Ten.
PUNT RETURN FOR TOUCHDOWN.....	12/6/20 - Jalen Reagor, 73 yards at GB
BLOCKED PUNT RECOVERED FOR TOUCHDOWN.....	9/28/25 - Sydney Brown returned Riley Dixon's blocked punt (blocked by Cameron Latu) 35 yards at TB
BLOCKED PUNT.....	9/28/25 - Riley Dixon's punt is blocked by Cameron Latu at TB
BLOCKED PAT.....	9/29/24 - Isaiah Rodgers, PAT attempt by Chase McLaughlin at TB
BLOCKED FIELD GOAL.....	9/21/25 - Jordan Davis, 44-yard attempt by Joshua Karty vs. LAR
BLOCKED FIELD GOAL RETURNED FOR TOUCHDOWN.....	9/21/25 - Jordan Davis, 61-yard return after blocking a 44-yard attempt by Joshua Karty vs. LAR
INDIVIDUAL WITH 5+ FIELD GOALS.....	1/8/23 - Jake Elliott (5-5) vs. NYG
INDIVIDUAL WITH 4+ FIELD GOALS.....	2/9/25 - Jake Elliott (4-4) vs. KC (SB59)
SUCCESSFUL ONSIDE KICK ATTEMPT.....	9/17/17 - Jake Elliott kick recovered by Trey Burton at KC (4th Q)
FAILED ONSIDE KICK ATTEMPT.....	11/28/25 - Jake Elliott kick recovered by Rome Odunze vs. Chi. (4th Q)
TOUCHDOWN OFF FAKE FIELD GOAL ATTEMPT.....	12/24/89 - Cris Carter 22-yard pass from Roger Ruzek vs. Pho.
TOUCHDOWN OFF FAKE PUNT.....	9/29/02 - Brian Dawkins 57 yard pass from Brian Mitchell vs. Hou



**TEAM (OPPONENT)**

WON IN OVERTIME.....	12/9/18 - at Dal., 23-29
WON BY SCORING IN LAST TWO MINUTES OF REGULATION.....	11/23/25 - at Dal., 21-24 (winning 42-yard FG at 0:03)
TIED GAME BY SCORING IN LAST TWO MINUTES.....	10/1/23 - vs. Was., 34-31 OT (tied game at 0:02)
WON IN PRIMETIME.....	11/28/25 - vs. Chi. (Black Friday), 15-24
SHUTOUT.....	12/31/17 - vs. Dal., 0-6
WON BY 20+ POINTS.....	1/15/24 - at TB (NFC-WC), 9-32
WON AFTER TRAILING BY 20+ POINTS.....	11/23/25 - at Dal., 21-24 (PHI ahead 21-0 in 2nd Q)
HELD 28+ POINT LEAD.....	1/16/22 - at TB (NFC-WC), 15-31
HELD 21+ POINT LEAD.....	9/29/24 - at TB, 16-33
HELD 17+ POINT LEAD.....	10/9/25 - at NYG, 17-34
SCORED 20+ POINTS IN QUARTER.....	12/22/24 - at Was., 33-36 (22, 4th Q)
SCORED 20+ POINTS IN HALF.....	10/9/25 - at NYG, 17-34 (20, 1st Half)
HELD OPPONENT WITHOUT A TOUCHDOWN.....	1/5/20 - vs. Sea. (NFC-WC), 9-17
TOUCHDOWNS SCORED BY OFFENSE & DEFENSE.....	11/3/24 - vs. Jax., 28-23 (2 offense, 1 defense)
TOUCHDOWNS SCORED BY OFFENSE, DEFENSE & SPECIAL TEAMS.....	11/16/14 - at GB, 53-20 (4 off., 2 def., 1 ST)
NO TURNOVERS.....	10/26/25 - vs. NYG, 38-20
TOUCHDOWN SCORED ON FIRST DRIVE.....	10/9/25 - at NYG, 17-34
SUCCESSFUL 2-POINT CONVERSION ATTEMPT.....	10/5/25 - Bo Nix pass to Troy Franklin vs. Den.
FAILED 2-POINT CONVERSION ATTEMPT.....	2/9/25 - Patrick Mahomes passing attempt to Travis Kelce fails vs. KC (SB59)

**TOTAL OFFENSE (OPPONENT)**

500+ TOTAL NET YARDS OF OFFENSE.....	11/26/23 - vs. Buf. (505; 173 rushing, 332 passing)
400+ TOTAL NET YARDS OF OFFENSE.....	11/28/25 - vs. Chi. (425; 281 rushing, 144 passing)

**PASSING (OPPONENT)**

400+ NET YARDS PASSING BY TEAM.....	12/20/20 - at Ari. (423)
300+ NET YARDS PASSING BY TEAM.....	11/23/25 - at Dal. (348)
INDIVIDUAL WITH 50+ PASS ATTEMPTS.....	11/26/23 - Josh Allen (51-29-339-1-2TDs) vs. Buf.
INDIVIDUAL WITH 40+ PASS ATTEMPTS.....	10/19/25 - Carson Wentz (42-26-313-2-0TD) at Min.
INDIVIDUAL WITH 30+ PASS COMPLETIONS.....	9/29/24 - Baker Mayfield (47-30-347-0-2TDs) at TB
INDIVIDUAL WITH 25+ PASS COMPLETIONS.....	10/19/25 - Carson Wentz (42-26-313-2-0TD) at Min.
INDIVIDUAL 300+ YARD PASSING GAME.....	11/23/25 - Dak Prescott (36-23-354-1-2TDs) at Dal.
CONSECUTIVE 300+ YARD PASSING GAMES.....	11/26/23 - 12/3/23 - Josh Allen (51-29-339-1-2TDs) vs. Buf. & Brock Purdy (27-19-314-0-4TDs) vs. SF
INDIVIDUAL WITH 4+ TOUCHDOWN PASSES.....	12/22/24 - Jayden Daniels (39-24-258-2-5TDs) at Was.
INDIVIDUAL WITH 3+ TOUCHDOWN PASSES.....	2/9/25 - Patrick Mahomes (32-21-257-2-3TDs) vs. KC (SB59)
NO SACKS ALLOWED.....	9/4/25 - vs. Dal. (34 attempts - Dak Prescott)

**RUSHING (OPPONENT)**

300+ NET YARDS RUSHING BY TEAM.....	9/25/60 - vs. Cle. (329)
200+ NET YARDS RUSHING BY TEAM.....	11/28/25 - vs. Chi. (281)
INDIVIDUAL 200+ YARD RUSHING GAME.....	11/22/15 - Doug Martin (27-235-0TD) vs. TB
INDIVIDUAL 150+ YARD RUSHING GAME.....	11/11/18 - Ezekiel Elliott (19-151-1TD) vs. Dal.
INDIVIDUAL 100+ YARD RUSHING GAME.....	11/28/25 - Kyle Monangi (22-130-1TD) & D'Andre Swift (18-125-1TD) vs. Chi.
TWO 100+ YARD RUSHERS IN SAME GAME.....	11/28/25 - Kyle Monangi (22-130-1TD) & D'Andre Swift (18-125-1TD) vs. Chi.
CONSECUTIVE 100+ YARD RUSHING GAMES.....	10/3/21-10/10/21 - Clyde Edwards-Helaire (14-102-0TD) vs. KC; Chuba Hubbard (24-101-0TD) at Car.
COMBINED 200+ YARDS RUSHING BY TWO PLAYERS.....	11/28/25 - Kyle Monangi (22-130-1TD) & D'Andre Swift (18-125-1TD) vs. Chi.
INDIVIDUAL WITH 30+ CARRIES.....	12/14/14 - DeMarco Murray (31-81-2TDs) vs. Dal.
INDIVIDUAL WITH 25+ CARRIES.....	12/8/24 - Chuba Hubbard (26-92-1TD) vs. Car.
RUSHING PLAY OF 80+ YARDS.....	10/22/20 - 80 by Daniel Jones vs. NYG
RUSHING PLAY OF 60+ YARDS.....	12/6/20 - 77t by Aaron Jones vs. GB
RUSHING PLAY OF 40+ YARDS.....	9/4/25 - 49 by Miles Sanders vs. Dal.
INDIVIDUAL WITH 3+ RUSHING TOUCHDOWNS.....	10/9/25 - Cam Skattebo (19-98-3TDs) at NYG
INDIVIDUAL WITH 2+ RUSHING TOUCHDOWNS.....	10/9/25 - Cam Skattebo (19-98-3TDs) at NYG

**RECEIVING (OPPONENT)**

INDIVIDUAL WITH 10+ RECEPTIONS.....	9/21/25 - Puka Nacua (11-112-0TD) vs. LAR
INDIVIDUAL WITH 150+ YARD RECEIVING GAME.....	2/9/25 - Xavier Worthy (8-157-2TDs) vs. KC (SB59)
INDIVIDUAL WITH 100+ YARD RECEIVING GAME.....	11/23/25 - George Pickens (9-146-1TD) at Dal.
TWO-OR-MORE 100+YARD RECEIVERS IN SAME GAME.....	9/28/25 - Emeka Egbuka (4-101-1TD) & Bruce Irving (5-102-1TD) at TB
CONSECUTIVE 100+ YARD RECEIVING GAMES.....	11/16/25-11/23/25 - Jahmyr Gibbs (5-107-0TD) vs. Det., George Pickens (9-146-1TD) at Dal.



INDIVIDUAL WITH 3+ TD RECEPTIONS.....	10/3/21 - Tyreek Hill (11-186-3TDs) vs. KC
INDIVIDUAL WITH 2+ TD RECEPTIONS.....	2/9/25 - Xavier Worthy (8-157-2TDs) vs. KC (SB59)
PASS PLAY OF 80+ YARDS.....	12/11/16 - 80t, Kirk Cousins to DeSean Jackson vs. Was.
PASS PLAY OF 60+ YARDS.....	9/28/25 - 72t, Baker Mayfield to Bruce Irving at TB
PASS PLAY OF 40+ YARDS.....	11/23/25 - 48, Dak Prescott to CeeDee Lamb at Dal.

**NOTABLE OFFENSIVE COMBINATIONS (OPPONENT)**

LED TEAM IN RUSHING & RECEIVING YARDS IN SAME GAME.....	11/16/25 - Jahmyr Gibbs (12-39-0TD rush, 5-107-0TD rec.) vs. Det.
100+ YARD RUSHER & 100+ YARD RECEIVER IN SAME GAME.....	10/3/21 - Clyde Edwards-Helaire (14-102-0TD rush) & Tyreek Hill (11-186-3TDs rec.) vs. KC
100+ YARD RUSHER, 100+ YARD RECEIVER & 300+ YARD PASSER IN SAME GAME.....	12/27/20 - Ezekiel Elliott (19-105-0TD rush), Amari Cooper (4-121-0TD rec.), Michael Gallup (6-121-2TDs rec.) & Andy Dalton (30-22-377-1-3TDs) at Dal.
INDIVIDUAL WITH 1+ RUSHING TD & 1+ RECEIVING TD IN SAME GAME.....	9/6/24 - Jayden Reed (1-33-1TD rush, 4-138-1TD rec.) vs. GB
INDIVIDUAL WITH 1+ PASSING TD & 1+ RUSHING TD IN SAME GAME.....	11/23/25 - Dak Prescott (36-23-354-1-2TDs passing, 5-9-1TD rushing) at Dal.
INDIVIDUAL WITH 1+ PASSING TD & 1+ RECEIVING TD IN SAME GAME.....	11/20/16 - Russell Wilson (31-18-272-0-1TD pass, 1-15-1TD receiving) at Sea.

**DEFENSE (OPPONENT)**

HELD OPPONENT UNDER 200 YARDS TOTAL OFFENSE.....	12/7/14 - vs. Sea. (139; 57 rushing, 82 passing)
HELD OPPONENT UNDER 300 YARDS TOTAL OFFENSE.....	11/16/25 - vs. Det. (272; 148 rushing, 124 passing)
HELD OPPONENT UNDER 50 YARDS RUSHING.....	10/19/25 - at Min. (45)
HELD OPPONENT UNDER 75 YARDS RUSHING.....	11/23/25 - at Dal. (63)
HELD OPPONENT UNDER 100 YARDS RUSHING.....	11/28/25 - vs. Chi. (87)
HELD OPPONENT UNDER 100 NET YARDS PASSING.....	9/14/25 - at KC (94)
HELD OPPONENT UNDER 150 NET YARDS PASSING.....	11/16/25 - vs. Det. (124)
INTERCEPTION RETURN FOR TOUCHDOWN.....	12/25/23 - Adoree Jackson, 76 yards (QB Jalen Hurts) vs. NYG
INDIVIDUAL WITH 3+ INTERCEPTIONS.....	12/2/07 - Lofa Tatupu (3) vs. Sea. (QB A.J. Feeley)
INDIVIDUAL WITH 2+ INTERCEPTIONS.....	1/7/24 - Xavier McKinney (2) at NYG (QBs Jalen Hurts and Marcus Mariota)
FUMBLE RECOVERED FOR TOUCHDOWN.....	11/3/24 - Travon Walker 35-yard return of Saquon Barkley fumble vs. Jax.
SAFETY SCORED.....	9/28/25 - Braden Mann tackled in end zone for a safety at TB
7.0+ SACKS.....	1/19/25 - vs. LAR (NFC-D) (7.0)
6.0+ SACKS.....	10/5/25 - vs. Den. (6.0)
5.0+ SACKS.....	10/5/25 - vs. Den. (6.0)
INDIVIDUAL WITH 3.0+ SACKS.....	9/14/23 - Danielle Hunter (3.0 sacks of Jalen Hurts) vs. Min.
INDIVIDUAL WITH 2.0+ SACKS.....	10/9/25 - Brian Burns (2.0 sacks of Jalen Hurts) at NYG

**SPECIAL TEAMS (OPPONENT)**

KICKOFF RETURN FOR TOUCHDOWN.....	9/22/19 - Jamal Agnew, 100 yards vs. Det.
KICKOFF RETURN FOR TOUCHDOWN TO START GAME.....	10/12/03 - Randal Williams, 37 yards at Dal.
PUNT RETURN FOR TOUCHDOWN.....	9/19/16 - Eddie Royal, 65 yards at Chi.
BLOCKED PUNT RECOVERED FOR TOUCHDOWN.....	12/10/17 - Blake Countess returned Donnie Jones' blocked punt (blocked by Mike Thomas) 16 yards at LAR
BLOCKED PUNT.....	9/22/24 - Braden Mann's punt is blocked by J.T. Gray at NO
BLOCKED PAT.....	12/13/09 - Fred Robbins, PAT attempt by David Akers vs. NYG
BLOCKED FIELD GOAL.....	10/13/24 - Myles Garrett, 57-yard attempt by Jake Elliott vs. Cle.
BLOCKED FIELD GOAL RETURNED FOR TOUCHDOWN.....	10/13/24 - Rodney McLeod, 50-yard return after Myles Garrett blocked a 57-yard attempt by Jake Elliott vs. Cle.
INDIVIDUAL WITH 5+ FIELD GOALS.....	10/19/25 - Will Reichard (5-5) at Min.
INDIVIDUAL WITH 4+ FIELD GOALS.....	10/19/25 - Will Reichard (5-5) at Min.
SUCCESSFUL ONSIDE KICK ATTEMPT.....	12/6/15 - Stephen Gostkowski kick recovered by Rashaan Melvin at NE (4th Q)
FAILED ONSIDE KICK ATTEMPT.....	10/26/25 - Jamie Gillan kick recovered by Dallas Goedert vs. NYG (4th Q)
TOUCHDOWN OFF FAKE FIELD GOAL ATTEMPT.....	12/20/1998 - Holder Eric Bjornson 7-yard run at Dal.
TOUCHDOWN OFF FAKE PUNT.....	N/A



# NFL STATISTICS



[FRONT OFFICE & COACHING STAFF](#)

[PLAYER BIOS](#)

[ROSTER BREAKDOWN](#)

[2025 EAGLES STATISTICS](#)

[RECORD BOOK](#)

[NFL STATISTICS](#)

[OFF THE FIELD](#)

# 2025 NATIONAL FOOTBALL LEAGUE

## TEAM OFFENSIVE TOTALS

CATEGORY	BAL	BUF	CIN	CLE	DEN	HOU	IND	JAX	KC	LAC	LV
GAMES (W-L-T)	6-6-0	8-4-0	4-8-0	3-9-0	10-2-0	7-5-0	8-4-0	8-4-0	6-6-0	8-4-0	2-10-0
FIRST DOWNS	217	264	233	193	230	232	264	247	276	244	195
Rushing	91	100	68	74	75	66	96	90	98	85	49
Passing	106	139	136	93	135	137	146	129	157	138	125
Penalty	20	25	29	26	20	29	22	28	21	21	21
YDS GAINED (tot)	3807	4572	3760	3096	4090	3921	4505	3912	4498	4161	3114
Avg per Game	317.3	381.0	313.3	258.0	340.8	326.8	375.4	326.0	374.8	346.8	259.5
RUSHING (net)	1641	1868	1062	1182	1432	1292	1613	1479	1420	1465	905
Avg per Game	136.8	155.7	88.5	98.5	119.3	107.7	134.4	123.3	118.3	122.1	75.4
Rushes	330	376	247	305	314	319	316	350	323	323	265
Yards per Rush	5.0	5.0	4.3	3.9	4.6	4.1	5.1	4.2	4.4	4.5	3.4
PASSING (net)	2166	2704	2698	1914	2658	2629	2892	2433	3078	2696	2209
Avg per Game	180.5	225.3	224.8	159.5	221.5	219.1	241.0	202.8	256.5	224.7	184.1
Attempts	317	356	457	406	433	427	382	395	441	409	379
Completions	208	246	280	234	266	271	257	236	285	272	255
Completion Pct	65.6%	69.1%	61.3%	57.6%	61.4%	63.5%	67.3%	59.8%	64.6%	66.5%	67.3%
Yards Gained	2398	2886	2857	2157	2742	2857	3050	2636	3238	2932	2540
Sacked	34	28	25	33	14	27	22	32	27	40	46
Yards Lost	232	182	159	243	84	228	158	203	160	236	331
Had Intercepted	8	10	12	10	9	7	7	11	7	10	14
Yards Opp Ret	91	38	289	169	55	55	33	16	160	164	139
Opp TDs on Int	1	0	3	0	0	0	0	0	1	1	0
PUNTS	41	36	48	68	61	50	29	44	34	36	50
Avg Yards	51.3	44.9	52.3	44.8	47.9	48.4	49.5	46.8	46.7	49.5	45.4
PUNT RETURNS	12	22	13	24	28	28	18	19	22	17	18
Avg Return	14.4	5.2	9.8	8.6	13.4	10.6	10.3	17.0	7.3	7.2	6.9
Returned for TD	0	0	0	0	0	0	0	2	0	0	0
KICKOFF RETURNS	57	48	60	50	45	36	45	38	50	45	48
Avg Return	26.1	28.1	25.3	23.7	24.7	25.5	28.5	27.0	26.4	25.5	27.7
Returned for TD	0	1	1	0	0	0	0	0	0	0	0
PENALTIES	70	81	67	80	98	86	78	104	86	80	86
Yards Penalized	546	662	485	640	916	714	640	861	753	598	701
FUMBLES BY	19	15	10	10	8	5	14	9	11	9	9
Fumbles Lost	10	7	6	5	4	3	5	3	1	4	3
Opp Fumbles	13	15	7	16	10	14	6	11	10	12	14
Opp Fumbles Lost	7	7	5	6	3	7	5	7	3	2	6
POSS. TIME (avg)	28:57	33:10	28:04	29:29	29:47	32:11	29:06	31:36	31:56	32:49	28:32
TOUCHDOWNS	32	42	30	21	32	25	42	34	35	28	19
Rushing	15	21	5	8	13	7	22	15	13	7	4
Passing	16	19	23	11	19	16	19	16	22	21	15
Returns	1	2	2	2	0	2	1	3	0	0	0
KO Rec in EZ	0	0	0	0	0	0	0	0	0	0	0
EXTRA POINT KICKS	29/30	34/37	27/27	18/19	27/27	18/18	32/35	29/30	28/32	27/27	15/16
2-PT CONVERSIONS	1/2	0/5	2/3	1/2	4/5	1/6	2/6	1/4	2/3	1/1	1/3
FIELD GOALS MADE/ATTEMPTED	22/24	17/19	23/26	16/19	19/22	31/34	23/25	19/23	21/24	26/28	16/21
POINTS SCORED	289	337	280	194	284	263	357	292	305	277	179

# 2025 NATIONAL FOOTBALL LEAGUE

## TEAM DEFENSIVE TOTALS

CATEGORY	BAL	BUF	CIN	CLE	DEN	HOU	IND	JAX	KC	LAC	LV
POINTS ALLOWED	293	259	374	270	218	198	249	253	232	252	308
OPP FIRST DOWNS	237	214	274	196	219	192	268	236	203	202	228
Rushing	81	94	100	64	59	56	82	59	69	77	84
Passing	138	101	155	112	125	110	156	146	114	103	124
Penalty	18	19	19	20	35	26	30	31	20	22	20
OPP YARDS GAINED (tot)	4205	3654	4920	3255	3437	3188	4134	3750	3680	3303	3879
Avg per Game	350.4	304.5	410.0	271.3	286.4	265.7	344.5	312.5	306.7	275.3	323.3
OPP RUSHING (net)	1421	1696	1839	1216	1117	1100	1179	989	1211	1283	1329
Avg per Game	118.4	141.3	153.3	101.3	93.1	91.7	98.3	82.4	100.9	106.9	110.8
Rushes	324	326	361	329	301	273	302	253	284	282	353
Yards per Rush	4.4	5.2	5.1	3.7	3.7	4.0	3.9	3.9	4.3	4.6	3.8
OPP PASSING (net)	2784	1958	3081	2039	2320	2088	2955	2761	2469	2020	2550
Avg per Game	232.0	163.2	256.8	169.9	193.3	174.0	246.3	230.1	205.8	168.3	212.5
Pass Attempts	436	326	405	334	419	375	457	455	357	349	372
Pass Completions	270	194	266	215	242	219	292	286	248	214	250
Completion Pct	61.9%	59.5%	65.7%	64.4%	57.8%	58.4%	63.9%	62.9%	69.5%	61.3%	67.2%
Yards Gained	2924	2128	3191	2327	2636	2354	3181	2929	2559	2223	2684
Sacked	19	27	18	43	51	34	35	24	22	34	23
Yards Lost	140	170	110	288	316	266	226	168	90	203	134
INTERCEPTED BY	7	8	10	9	7	12	12	13	7	11	8
Yards Returned	120	65	109	151	123	97	99	230	49	77	63
Returned for TD	0	0	1	2	0	0	1	1	0	0	0
OPP PUNT RETURNS	18	12	24	30	25	25	12	20	14	14	21
Avg Return	7.7	8.5	10.7	14.2	9.6	11.1	6.3	7.3	15.3	15.1	13.3
Returned for TD	0	0	0	2	0	1	0	0	0	1	1
OPP KICKOFF RETURNS	53	59	51	39	47	48	63	43	52	50	38
Avg Return	25.5	26.0	26.7	27.9	28.3	26.8	24.9	27.0	25.6	29.0	27.5
Returned for TD	0	0	0	1	0	1	0	0	0	0	0
OPP TOUCHDOWNS	30	30	45	29	20	23	27	31	25	28	36
Rushing	11	18	14	7	9	9	11	7	11	14	16
Passing	18	12	26	18	11	12	16	22	13	12	19
Returns	1	0	5	4	0	2	0	2	1	2	1
KO Rec in EZ	0	0	0	0	0	0	0	0	0	0	0

# 2025 NATIONAL FOOTBALL LEAGUE

## TEAM OFFENSIVE TOTALS

CATEGORY	MIA	NE	NYJ	PIT	TEN	ARI	ATL	CAR	CHI	DAL	DET
GAMES (W-L-T)	5-7-0	11-2-0	3-9-0	6-6-0	1-11-0	3-9-0	4-8-0	7-6-0	9-3-0	6-5-1	7-5-0
FIRST DOWNS	207	267	206	204	180	248	235	249	254	279	240
Rushing	72	88	91	76	50	70	84	88	108	78	81
Passing	124	159	100	105	114	156	129	138	130	166	149
Penalty	11	20	15	23	16	22	22	23	16	35	10
YDS GAINED (tot)	3602	4714	3366	3380	2909	4047	4016	4045	4491	4717	4515
Avg per Game	300.2	362.6	280.5	281.7	242.4	337.3	334.7	311.2	374.3	393.1	376.3
RUSHING (net)	1405	1468	1604	1126	920	1207	1487	1631	1846	1462	1657
Avg per Game	117.1	112.9	133.7	93.8	76.7	100.6	123.9	125.5	153.8	121.8	138.1
Rushes	292	376	336	283	236	280	330	370	374	315	331
Yards per Rush	4.8	3.9	4.8	4.0	3.9	4.3	4.5	4.4	4.9	4.6	5.0
PASSING (net)	2197	3246	1762	2254	1989	2840	2529	2414	2645	3255	2858
Avg per Game	183.1	249.7	146.8	187.8	165.8	236.7	210.8	185.7	220.4	271.3	238.2
Attempts	353	388	336	362	412	465	384	400	402	446	382
Completions	237	277	208	240	246	315	235	255	234	309	265
Completion Pct	67.1%	71.4%	61.9%	66.3%	59.7%	67.7%	61.2%	63.8%	58.2%	69.3%	69.4%
Yards Gained	2373	3424	2036	2396	2351	3148	2665	2630	2771	3360	3028
Sacked	27	40	41	22	48	42	19	30	19	17	26
Yards Lost	176	178	274	142	362	308	136	216	126	105	170
Had Intercepted	14	6	5	9	6	7	4	10	5	9	5
Yards Opp Ret	156	56	70	96	84	122	137	71	39	50	50
Opp TDs on Int	1	1	1	0	1	0	2	0	0	0	0
PUNTS	38	42	51	42	56	43	49	44	42	35	43
Avg Yards	49.2	46.6	46.9	45.8	46.4	47.3	44.1	47.4	47.9	48.1	45.7
PUNT RETURNS	16	19	29	18	18	16	17	18	16	11	21
Avg Return	14.4	18.8	12.3	9.6	20.1	11.6	5.9	6.9	10.3	7.5	8.0
Returned for TD	1	2	1	0	2	0	0	0	0	0	1
KICKOFF RETURNS	48	45	60	48	53	55	56	45	50	53	46
Avg Return	26.0	25.3	29.6	23.9	25.7	25.2	22.2	24.2	26.1	24.9	25.9
Returned for TD	0	1	1	0	0	0	0	0	0	0	0
PENALTIES	70	80	82	73	90	89	65	71	91	94	74
Yards Penalized	577	667	681	577	685	656	534	563	759	779	543
FUMBLES BY	13	15	12	13	14	11	14	14	11	15	6
Fumbles Lost	4	7	9	5	10	8	7	7	4	6	3
Opp Fumbles	15	9	11	18	7	16	19	10	14	10	17
Opp Fumbles Lost	10	6	2	12	5	8	6	5	9	5	4
POSS. TIME (avg)	28:35	31:45	28:44	27:02	28:39	31:37	29:09	31:00	31:57	29:52	30:37
TOUCHDOWNS	26	40	25	32	15	30	26	28	34	40	43
Rushing	8	12	9	8	4	9	14	7	15	12	16
Passing	17	23	13	21	7	19	12	19	18	26	26
Returns	1	5	3	3	4	2	0	2	1	2	1
KO Rec in EZ	0	0	0	0	0	0	0	0	0	0	0
EXTRA POINT KICKS	24/25	36/38	18/18	30/30	14/15	27/27	23/24	20/23	31/31	37/38	40/42
2-PT CONVERSIONS	1/1	2/2	5/7	1/2	0/0	1/3	2/2	1/5	0/3	2/2	1/1
FIELD GOALS MADE/ATTEMPTED	21/23	23/26	22/23	19/22	22/27	18/23	20/25	19/23	26/31	22/24	16/20
POINTS SCORED	247	351	246	281	170	265	243	247	313	351	350

# 2025 NATIONAL FOOTBALL LEAGUE

## TEAM DEFENSIVE TOTALS

CATEGORY	MIA	NE	NYJ	PIT	TEN	ARI	ATL	CAR	CHI	DAL	DET
POINTS ALLOWED	286	241	315	289	328	303	276	297	307	342	274
OPP FIRST DOWNS	243	235	244	268	239	249	229	238	239	266	225
Rushing	85	75	85	102	83	81	93	90	84	100	66
Passing	129	138	132	145	131	145	123	137	130	148	130
Penalty	29	22	27	21	25	23	13	11	25	18	29
OPP YARDS GAINED (tot)	4142	3853	3927	4381	4150	3986	3827	4304	4308	4514	3794
Avg per Game	345.2	296.4	327.3	365.1	345.8	332.2	318.9	331.1	359.0	376.2	316.2
OPP RUSHING (net)	1650	1163	1574	1412	1531	1351	1574	1543	1606	1496	1244
Avg per Game	137.5	89.5	131.2	117.7	127.6	112.6	131.2	118.7	133.8	124.7	103.7
Rushes	344	288	367	331	333	317	349	343	310	321	320
Yards per Rush	4.8	4.0	4.3	4.3	4.6	4.3	4.5	4.5	5.2	4.7	3.9
OPP PASSING (net)	2492	2690	2353	2969	2619	2635	2253	2761	2702	3018	2550
Avg per Game	207.7	206.9	196.1	247.4	218.3	219.6	187.8	212.4	225.2	251.5	212.5
Pass Attempts	355	420	358	455	359	401	361	399	374	413	380
Pass Completions	257	279	226	293	248	258	231	260	252	281	231
Completion Pct	72.4%	66.4%	63.1%	64.4%	69.1%	64.3%	64.0%	65.2%	67.4%	68.0%	60.8%
Yards Gained	2654	2861	2501	3177	2832	2802	2516	2890	2824	3234	2754
Sacked	25	27	21	34	30	24	41	18	23	28	32
Yards Lost	162	171	148	208	213	167	263	129	122	216	204
INTERCEPTED BY	4	8	0	10	5	9	9	12	17	5	9
Yards Returned	52	156	0	146	41	35	42	195	233	120	51
Returned for TD	0	1	0	1	1	0	0	2	1	1	0
OPP PUNT RETURNS	16	19	16	17	27	18	23	22	19	22	18
Avg Return	6.6	12.6	5.6	7.7	10.1	10.0	7.8	13.3	13.4	9.0	8.3
Returned for TD	0	1	0	0	0	0	0	1	0	0	0
OPP KICKOFF RETURNS	47	56	43	57	30	45	39	46	52	54	55
Avg Return	26.3	24.0	25.9	25.2	25.3	27.8	29.8	22.1	27.4	25.2	26.1
Returned for TD	1	0	0	0	0	0	0	0	1	0	0
OPP TOUCHDOWNS	32	28	34	31	38	33	30	34	37	41	33
Rushing	10	5	14	9	17	12	10	16	11	13	8
Passing	20	21	19	20	19	17	18	16	24	28	25
Returns	2	2	1	1	2	4	2	2	2	0	0
KO Rec in EZ	0	0	0	1	0	0	0	0	0	0	0

# 2025 NATIONAL FOOTBALL LEAGUE

## TEAM OFFENSIVE TOTALS

CATEGORY	GB	LAR	MIN	NO	NYG	PHI	SEA	SF	TB	WAS	NFL/Avg
GAMES (W-L-T)	8-3-1	9-3-0	4-8-0	2-10-0	2-11-0	8-4-0	9-3-0	9-4-0	7-5-0	3-9-0	---
FIRST DOWNS	244	269	196	221	266	205	240	282	223	235	235.8
Rushing	86	82	64	71	108	76	85	90	79	90	81.5
Passing	136	160	109	122	124	112	129	174	119	117	131.7
Penalty	22	27	23	28	34	17	26	18	25	28	22.6
YDS GAINED (tot)	4087	4321	3271	3559	4421	3657	4230	4435	3794	4051	3970.8
Avg per Game	340.6	360.1	272.6	296.6	340.1	304.8	352.5	341.2	316.2	337.6	327.5
RUSHING (net)	1406	1362	1193	1088	1605	1302	1403	1281	1318	1667	1399.9
Avg per Game	117.2	113.5	99.4	90.7	123.5	108.5	116.9	98.5	109.8	138.9	115.5
Rushes	350	310	258	304	389	327	359	366	320	341	322.3
Yards per Rush	4.0	4.4	4.6	3.6	4.1	4.0	3.9	3.5	4.1	4.9	4.3
PASSING (net)	2681	2959	2078	2471	2816	2355	2827	3154	2476	2384	2570.8
Avg per Game	223.4	246.6	173.2	205.9	216.6	196.3	235.6	242.6	206.3	198.7	212.0
Attempts	364	402	367	426	413	342	328	450	402	358	393.3
Completions	245	266	221	282	252	226	223	307	251	225	254.0
Completion Pct	67.3%	66.2%	60.2%	66.2%	61.0%	66.1%	68.0%	68.2%	62.4%	62.9%	64.6%
Yards Gained	2807	3073	2345	2673	2987	2514	2928	3298	2662	2543	2759.5
Sacked	17	17	43	32	36	27	15	20	26	29	28.8
Yards Lost	126	114	267	202	171	159	101	144	186	159	188.7
Had Intercepted	3	4	19	10	8	2	11	13	5	8	8.4
Yards Opp Ret	86	48	311	100	44	68	159	109	93	144	103.2
Opp TDs on Int	0	1	3	1	0	0	0	0	1	1	0.6
PUNTS	37	36	50	44	49	56	37	38	51	38	44.3
Avg Yards	51.4	46.2	48.9	43.6	44.5	50.1	49.8	43.6	43.7	47.9	47.2
PUNT RETURNS	25	19	27	17	19	12	24	21	20	20	19.5
Avg Return	5.6	7.9	10.3	9.4	8.7	10.3	14.2	12.1	12.9	11.2	10.6
Returned for TD	0	0	0	0	0	0	1	0	0	1	0.3
KICKOFF RETURNS	39	36	56	47	57	45	35	37	45	52	47.8
Avg Return	25.1	24.8	26.1	25.3	27.0	23.4	26.3	28.0	24.5	28.6	25.8
Returned for TD	0	0	0	0	0	0	0	0	0	0	0.1
PENALTIES	76	52	89	84	96	91	75	67	65	83	80.4
Yards Penalized	566	426	715	606	818	765	594	499	517	678	647.5
FUMBLES BY	14	10	20	12	11	12	18	11	12	15	12.3
Fumbles Lost	4	7	7	9	6	6	11	5	4	7	5.8
Opp Fumbles	8	13	16	15	8	11	8	17	13	9	12.3
Opp Fumbles Lost	5	8	8	7	2	5	5	9	7	1	5.8
POSS. TIME (avg)	30:02	29:01	27:16	27:59	30:30	29:58	29:35	30:28	31:28	28:49	30:00
TOUCHDOWNS	34	43	23	18	34	34	38	33	31	31	31.2
Rushing	14	10	8	3	17	12	14	11	10	13	11.1
Passing	20	32	13	13	17	19	19	22	19	17	18.4
Returns	0	1	2	2	0	3	4	0	2	1	1.6
KO Rec in EZ	0	0	0	0	0	0	1	0	0	0	0.0
EXTRA POINT KICKS	29/32	40/43	19/19	15/15	26/31	30/31	38/38	24/28	23/24	25/25	95.3%
2-PT CONVERSIONS	2/2	0/0	2/4	1/3	2/3	0/2	0/0	2/5	1/7	2/6	44.0%
FIELD GOALS MADE/ATTEMPTED	19/25	12/17	21/23	19/27	15/16	12/16	28/33	27/29	22/26	15/21	85.1%
POINTS SCORED	294	334	224	182	279	270	350	307	279	262	278.2

# 2025 NATIONAL FOOTBALL LEAGUE

## TEAM DEFENSIVE TOTALS

CATEGORY	GB	LAR	MIN	NO	NYG	PHI	SEA	SF	TB	WAS	NFL/Avg
POINTS ALLOWED	226	210	281	295	367	249	217	269	301	323	278.2
OPP FIRST DOWNS	215	230	225	235	293	245	217	258	227	256	235.8
Rushing	71	83	107	92	102	98	58	85	58	86	81.5
Passing	121	127	100	122	161	121	134	151	150	154	131.7
Penalty	23	20	18	21	30	26	25	22	19	16	22.6
OPP YARDS GAINED (tot)	3418	3781	3682	3775	5015	4166	3473	4365	4139	4659	3970.8
Avg per Game	284.8	315.1	306.8	314.6	385.8	347.2	289.4	335.8	344.9	388.3	327.5
OPP RUSHING (net)	1180	1294	1541	1523	2005	1547	1065	1349	1169	1600	1399.9
Avg per Game	98.3	107.8	128.4	126.9	154.2	128.9	88.8	103.8	97.4	133.3	115.5
Rushes	303	329	382	374	347	343	280	323	279	344	322.3
Yards per Rush	3.9	3.9	4.0	4.1	5.8	4.5	3.8	4.2	4.2	4.7	4.3
OPP PASSING (net)	2238	2487	2141	2252	3010	2619	2408	3016	2970	3059	2570.8
Avg per Game	186.5	207.3	178.4	187.7	231.5	218.3	200.7	232.0	247.5	254.9	212.0
Pass Attempts	395	418	332	330	454	413	443	451	415	373	393.3
Pass Completions	262	269	214	222	296	233	280	312	277	252	254.0
Completion Pct	66.3%	64.4%	64.5%	67.3%	65.2%	56.4%	63.2%	69.2%	66.8%	67.6%	64.6%
Yards Gained	2432	2712	2355	2432	3202	2742	2699	3135	3186	3229	2759.5
Sacked	32	33	31	28	29	24	40	16	29	26	28.8
Yards Lost	194	225	214	180	192	123	291	119	216	170	188.7
INTERCEPTED BY	6	12	3	7	5	8	13	5	11	6	8.4
Yards Returned	0	174	87	60	164	115	223	94	101	30	103.2
Returned for TD	0	1	1	1	0	1	1	0	2	0	0.6
OPP PUNT RETURNS	18	16	21	18	21	27	16	20	17	18	19.5
Avg Return	11.7	14.3	9.3	12.2	12.6	11.4	15.5	12.6	8.8	3.8	10.6
Returned for TD	0	0	0	1	1	0	1	1	0	0	0.3
OPP KICKOFF RETURNS	45	32	45	34	50	46	60	57	54	40	47.8
Avg Return	25.6	19.3	26.4	27.8	24.1	23.8	23.6	25.3	27.9	23.2	25.8
Returned for TD	0	0	0	0	0	0	0	0	0	0	0.1
OPP TOUCHDOWNS	24	22	28	32	42	26	25	32	36	36	31.2
Rushing	9	4	11	10	17	14	7	8	12	12	11.1
Passing	15	16	14	20	23	12	16	23	21	23	18.4
Returns	0	2	3	2	2	0	2	1	3	1	1.6
KO Rec in EZ	0	0	0	0	0	0	0	0	0	0	0.0

# 2025 NATIONAL FOOTBALL LEAGUE

---

## NFL TEAM RANKINGS

TEAM	OFFENSE			DEFENSE		
	TOTAL	RUSH	PASS	TOTAL	RUSH	PASS
ARI	16	24	8	19	16	21
ATL	17	9	18	15	25t	8
BAL	20	5	28	26	18	25t
BUF	2	*1	10	8	30	*1
CAR	23	8	25	18	19	16
CHI	6	2	15	27	28	22
CIN	22	30	11	32	31	32
CLE	31	27	31	2	10	3
DAL	*1	13	*1	29	20	30
DEN	12	14	14	5	5	9
DET	3	4	7	14	11	17t
GB	13	16	13	4	8	6
HOU	18	23	16	*1	4	4
IND	4	6	6	21	7	27
JAX	19	11	21	11	*1	23
KC	5	15	2	9	9	12
LAC	10	12	12	3	13	2
LAR	8	19	4	13	14	14
LV	30	32	26	16	15	17t
MIA	25	17	27	23	29	15
MIN	29	25	29	10	23	5
NE	7	20	3	7	3	13
NO	26	29	20	12	21	7
NYG	14	10	17	30	32	24
NYJ	28	7	32	17	25t	10
PHI	24	22	23	25	24	19t
PIT	27	28	24	28	17	28
SEA	9	18	9	6	2	11
SF	11	26	5	20	12	25t
TB	21	21	19	22	6	29
TEN	32	31	30	24	22	19t
WAS	15	3	22	31	27	31

t = Tied for position

\* = League Leader

# 2025 NATIONAL FOOTBALL LEAGUE

## NFL TEAM OFFENSE RANK

TEAM	(A)	(B)	(C)	(D)	(E)	(F)	(G)	(H)	(I)	(J)	(K)	(L)	(M)	(N)	(O)	(P)	(Q)
BAL	20	11	5	3	28	15	24	28	24	20	17	5	12	3	2	12	6t
BUF	2	5	1	4	10	5	27	19	4t	4	13t	32	4	26	17	5	11
CIN	22	20	30	18	11	26	25	9	18	12	7t	18	19	1	7	16	12t
CLE	31	32	27	29	31	31	21	23	31	30	27t	22	30	27	32	29	19
DEN	12	15	14	11	14	18	17	1	20	17	16	7	26	13	16	13	15t
HOU	18	22	23	22	16	20	13	13	19	27	15	13	18	10	19	21	10
IND	4	1	6	1	6	3	14	10	4t	11	3	14t	3	7	3	1	5
JAX	19	26	11	19	21	23	26	22	9	26	11t	3	8	18	15	11	21t
KC	5	8	15	15	2	10	12	12	2	9	1	26	9	19	22	9	14
LAC	10	14	12	12	12	17	20	26	12t	2	11t	27	17	6	12	18	4
LV	30	30	32	32	26	28	30	31	30	25	31	28t	6	25	28	31	27
MIA	25	16	17	7	27	22	31	18	25	22	21t	4	14	8	1	24	8t
NE	7	7	20	27	3	2	11	27	10	8	2	2	21	20	27	7	12t
NYJ	28	28	7	8	32	30	9	32	26	23	20	9	1	17	6	25	1
PIT	27	24	28	25	24	19	22	11	28	14	29	19	29	23	14	15	15t
TEN	32	31	31	28	30	32	8	29	32	32	27t	1	16	21	20	32	23
ARI	16	21	24	17	8	25	10	25	8	7	30	11	22	16	13	20	26
ATL	17	13	9	13	18	13	4	8	16t	29	21t	30	32	29	21	26	24t
CAR	23	25	8	14	25	24	23	16	21	24	5	28t	28	15	23	27	21t
CHI	6	9	2	5	15	12	5t	7	7	6	26	16	11	12	24	8	20
DAL	1	3	13	9	1	7	16	2	1	5	19	25	24	11	8	2	6t
DET	3	2	4	2	7	8	7	15	14t	19	18	23	15	24	11	3t	24t
GB	13	10	16	23	13	6	2	6	12t	1	4	31	23	2	9	10	28
LAR	8	6	19	16	4	4	3	3	3	18	6	24	25	22	25	6	31
MIN	29	27	25	10	29	29	32	30	29	31	23	17	13	9	4	28	8t
NO	26	29	29	30	20	27	19	17	23	21	32	20	20	31	30	30	32
NYG	14	18	10	20	17	14	15	24	11	10	24	21	7	28	29	23	2
PHI	24	19	22	24	23	11	1	20	27	28	9	14t	31	4	10	19	29
SEA	9	4	18	26	9	1	29	5	14t	16	7t	6	10	5	18	3t	17
SF	11	17	26	31	5	9	28	4	6	3	13t	10	5	32	31	14	3
TB	21	23	21	21	19	21	5t	14	22	15	25	8	27	30	26	17	18
WAS	15	12	3	6	22	16	18	21	16t	13	10	12	2	14	5	22	30

- (A) Total Yards per Game
- (B) Total Yards per Play
- (C) Rushing Yards per Game
- (D) Rushing Yards per Attempt
- (E) Passing Net Yards per Game
- (F) Passing Net Yards per Play
- (G) Passing, Percent Had Intercepted
- (H) Sacks per Pass Play
- (I) First Downs per Game

- (J) Third Down Efficiency
- (K) Fourth Down Efficiency
- (L) Punt Return Average
- (M) Kickoff Return Average
- (N) Gross Punting Average
- (O) Net Punting Average
- (P) Points per Game
- (Q) Field Goal Percentage

# 2025 NATIONAL FOOTBALL LEAGUE

## NFL TEAM DEFENSE RANK

TEAM	(A)	(B)	(C)	(D)	(E)	(F)	(G)	(H)	(I)	(J)	(K)	(L)	(M)	(N)	(O)	(P)	(Q)	(R)	(S)
BAL	26	21	18	20	25t	16	24	31	19	10	18t	6	13	4	3	21	14	17	22
BUF	8	20	30	31	1	8	13	11	5	13	24	10	17	17	29	13	24	5	1
CIN	32	32	31	29	32	31	12	30	32	31	23	17	21	12	9	32	25	29	31
CLE	2	3	10	1	3	6	8	1	2	14	7t	28	28	19	23	14	13	27	18
DEN	5	1	5	2	9	1	22	2	9	1	18t	14	30	27	14	4	29	9	9
HOU	1	4	4	10	4	3	2	6	1	2	7t	18	22	18	15	1	1	10	6
IND	21	14	7	7	27	13	10	14	29t	27	7t	3	8	5	4	9t	5	3	11
JAX	11	10	1	8	23	10	7	28	18	21	4	5	23	24	16	12	18	11	15
KC	9	23	9	17	12	24	19	23	4	26	1	31	14	28	30	7	32	7	3
LAC	3	8	13	24	2	5	3	4	3	4	14t	30	31	7	25	11	16t	13	2
LV	16	13	15	3	17t	22	17	22	14	30	25	26	25	1	6	26	16t	31	29
MIA	23	25	29	28	15	25	28	16	23	23	26t	4	19	32	20	19	20	22	25
NE	7	15	3	12	13	14	21	20	7	5	3	24	6	2	1	5	12	4	4
NYJ	17	16	25t	19	10	19	32	26	24	6	32	2	16	20	10	27	22t	26	27
PIT	28	18	17	18	28	15	16	15	29t	28	30t	7	9	26	17	20	15	18	30
TEN	24	27	22	25	19t	28	26	10	21t	16	29	16	11	10	2	29	27	32	32
ARI	19	19	16	16	21	18	15	25	26	15	6	15	27	31	22	24	22t	21	17
ATL	15	9	25t	22	8	9	11	3	15	19	22	8	32	16	31	17	9	20	13
CAR	18	24	19	21	16	26	4	29	10	29	26t	25	2	29	32	16	19	23	20
CHI	27	30	28	30	22	29	1	24	21t	7	7t	27	24	8	13	25	3	16	14
DAL	29	28	20	27	30	30	27	19	28	32	20t	12	10	9	28	31	31	15	12
DET	14	12	11	5	17t	17	14	9	11t	11	17	9	18	21	27	15	30	6	7
GB	4	5	8	6	6	4	25	12	6	17	12	20	15	25	26	6	10	8	8
LAR	13	6	14	9	14	7	6	13	16	8	13	29	1	13	24	2	26	2	10
MIN	10	7	23	11	5	11	31	5	11t	12	30t	13	20	23	18	18	6	24	23
NO	12	11	21	13	7	21	18	8	17	9	16	21	26	6	21	22	21	30	19
NYG	30	29	32	32	24	20	30	21	31	22	28	23	7	11	19	30	11	28	26
PHI	25	17	24	23	19t	12	20	27	25	25	2	19	5	3	12	9t	8	14	24
SEA	6	2	2	4	11	2	5	7	8	3	14t	32	4	14	8	3	4	1	5
SF	20	22	12	14	25t	23	29	32	20	18	7t	22	12	22	5	8	2	12	16
TB	22	26	6	15	29	27	9	17	13	20	5	11	29	15	7	23	7	19	21
WAS	31	31	27	26	31	32	23	18	27	24	20t	1	3	30	11	28	28	25	28

- (A) Total Yards per Game
- (B) Total Yards per Play
- (C) Rushing Yards per Game
- (D) Rushing Yards per Attempt
- (E) Passing Net Yards per Game
- (F) Passing Net Yards per Play
- (G) Passing, Percent Had Intercepted
- (H) Sacks per Pass Play
- (I) First Downs per Game
- (J) Third Down Efficiency

- (K) Fourth Down Efficiency
- (L) Punt Return Average
- (M) Kickoff Return Average
- (N) Gross Punting Average
- (O) Net Punting Average
- (P) Points per Game
- (Q) Field Goal Percentage
- (R) Points per Game Differential (combined offense/defense)
- (S) Net Yards per Game Differential (combined offense/defense)

# 2025 NATIONAL FOOTBALL LEAGUE

## NFL TOTAL OFFENSE

RANK	TEAM	TOTAL	RUSH	PASS	TOTAL/G	RUSH/G	PASS/G
1	Dallas	4717	1462	3255	393.1	121.8	271.3
2	Buffalo	4572	1868	2704	381.0	155.7	225.3
3	Detroit	4515	1657	2858	376.3	138.1	238.2
4	Indianapolis	4505	1613	2892	375.4	134.4	241.0
5	Kansas City	4498	1420	3078	374.8	118.3	256.5
6	Chicago	4491	1846	2645	374.3	153.8	220.4
7	New England	4714	1468	3246	362.6	112.9	249.7
8	Los Angeles Rams	4321	1362	2959	360.1	113.5	246.6
9	Seattle	4230	1403	2827	352.5	116.9	235.6
10	Los Angeles Chargers	4161	1465	2696	346.8	122.1	224.7
11	San Francisco	4435	1281	3154	341.2	98.5	242.6
12	Denver	4090	1432	2658	340.8	119.3	221.5
13	Green Bay	4087	1406	2681	340.6	117.2	223.4
14	New York Giants	4421	1605	2816	340.1	123.5	216.6
15	Washington	4051	1667	2384	337.6	138.9	198.7
16	Arizona	4047	1207	2840	337.3	100.6	236.7
17	Atlanta	4016	1487	2529	334.7	123.9	210.8
18	Houston	3921	1292	2629	326.8	107.7	219.1
19	Jacksonville	3912	1479	2433	326.0	123.3	202.8
20	Baltimore	3807	1641	2166	317.3	136.8	180.5
21	Tampa Bay	3794	1318	2476	316.2	109.8	206.3
22	Cincinnati	3760	1062	2698	313.3	88.5	224.8
23	Carolina	4045	1631	2414	311.2	125.5	185.7
24	Philadelphia	3657	1302	2355	304.8	108.5	196.3
25	Miami	3602	1405	2197	300.2	117.1	183.1
26	New Orleans	3559	1088	2471	296.6	90.7	205.9
27	Pittsburgh	3380	1126	2254	281.7	93.8	187.8
28	New York Jets	3366	1604	1762	280.5	133.7	146.8
29	Minnesota	3271	1193	2078	272.6	99.4	173.2
30	Las Vegas	3114	905	2209	259.5	75.4	184.1
31	Cleveland	3096	1182	1914	258.0	98.5	159.5
32	Tennessee	2909	920	1989	242.4	76.7	165.8
	<b>TOTALS</b>	<b>127064</b>	<b>44797</b>	<b>82267</b>	<b>327.5</b>	<b>115.5</b>	<b>212.0</b>

# 2025 NATIONAL FOOTBALL LEAGUE

## NFL TOTAL DEFENSE

RANK	TEAM	TOTAL	RUSH	PASS	TOTAL/G	RUSH/G	PASS/G
1	Houston	3188	1100	2088	265.7	91.7	174.0
2	Cleveland	3255	1216	2039	271.3	101.3	169.9
3	Los Angeles Chargers	3303	1283	2020	275.3	106.9	168.3
4	Green Bay	3418	1180	2238	284.8	98.3	186.5
5	Denver	3437	1117	2320	286.4	93.1	193.3
6	Seattle	3473	1065	2408	289.4	88.8	200.7
7	New England	3853	1163	2690	296.4	89.5	206.9
8	Buffalo	3654	1696	1958	304.5	141.3	163.2
9	Kansas City	3680	1211	2469	306.7	100.9	205.8
10	Minnesota	3682	1541	2141	306.8	128.4	178.4
11	Jacksonville	3750	989	2761	312.5	82.4	230.1
12	New Orleans	3775	1523	2252	314.6	126.9	187.7
13	Los Angeles Rams	3781	1294	2487	315.1	107.8	207.3
14	Detroit	3794	1244	2550	316.2	103.7	212.5
15	Atlanta	3827	1574	2253	318.9	131.2	187.8
16	Las Vegas	3879	1329	2550	323.3	110.8	212.5
17	New York Jets	3927	1574	2353	327.3	131.2	196.1
18	Carolina	4304	1543	2761	331.1	118.7	212.4
19	Arizona	3986	1351	2635	332.2	112.6	219.6
20	San Francisco	4365	1349	3016	335.8	103.8	232.0
21	Indianapolis	4134	1179	2955	344.5	98.3	246.3
22	Tampa Bay	4139	1169	2970	344.9	97.4	247.5
23	Miami	4142	1650	2492	345.2	137.5	207.7
24	Tennessee	4150	1531	2619	345.8	127.6	218.3
25	Philadelphia	4166	1547	2619	347.2	128.9	218.3
26	Baltimore	4205	1421	2784	350.4	118.4	232.0
27	Chicago	4308	1606	2702	359.0	133.8	225.2
28	Pittsburgh	4381	1412	2969	365.1	117.7	247.4
29	Dallas	4514	1496	3018	376.2	124.7	251.5
30	New York Giants	5015	2005	3010	385.8	154.2	231.5
31	Washington	4659	1600	3059	388.3	133.3	254.9
32	Cincinnati	4920	1839	3081	410.0	153.3	256.8
	<b>TOTALS</b>	<b>127064</b>	<b>44797</b>	<b>82267</b>	<b>327.5</b>	<b>115.5</b>	<b>212.0</b>

# 2025 NATIONAL FOOTBALL LEAGUE

## NFL TEAM TAKEAWAYS/GIVEAWAYS

RANK	TEAM	TAKEAWAYS			GIVEAWAYS			NET DIFF
		INT	FUM	TOTAL	INT	FUM	TOTAL	
1	Chicago	17	9	26	5	4	9	+17
2t	Houston	12	7	19	7	3	10	+9
2t	Los Angeles Rams	12	8	20	4	7	11	+9
2t	Tampa Bay	11	7	18	5	4	9	+9
5	Pittsburgh	10	12	22	9	5	14	+8
6	Jacksonville	13	7	20	11	3	14	+6
7t	Detroit	9	4	13	5	3	8	+5
7t	Indianapolis	12	5	17	7	5	12	+5
7t	Philadelphia	8	5	13	2	6	8	+5
10t	Atlanta	9	6	15	4	7	11	+4
10t	Green Bay	6	5	11	3	4	7	+4
12t	Arizona	9	8	17	7	8	15	+2
12t	Kansas City	7	3	10	7	1	8	+2
14	New England	8	6	14	6	7	13	+1
15t	Carolina	12	5	17	10	7	17	0
15t	Cleveland	9	6	15	10	5	15	0
17	Los Angeles Chargers	11	2	13	10	4	14	-1
18	Buffalo	8	7	15	10	7	17	-2
19t	Cincinnati	10	5	15	12	6	18	-3
19t	Denver	7	3	10	9	4	13	-3
19t	Las Vegas	8	6	14	14	3	17	-3
22t	Baltimore	7	7	14	8	10	18	-4
22t	Miami	4	10	14	14	4	18	-4
22t	San Francisco	5	9	14	13	5	18	-4
22t	Seattle	13	5	18	11	11	22	-4
26t	Dallas	5	5	10	9	6	15	-5
26t	New Orleans	7	7	14	10	9	19	-5
28	Tennessee	5	5	10	6	10	16	-6
29	New York Giants	5	2	7	8	6	14	-7
30	Washington	6	1	7	8	7	15	-8
31	New York Jets	0	2	2	5	9	14	-12
32	Minnesota	3	8	11	19	7	26	-15
	<b>TOTALS</b>	<b>268</b>	<b>187</b>	<b>455</b>	<b>268</b>	<b>187</b>	<b>455</b>	<b>0</b>

# 2025 NATIONAL FOOTBALL LEAGUE

## NFL OFFENSE INSIDE THE 20

RANK	TEAM	DRIVES	PTS	TD	TD%	FG	SCORES	SCORE%
1	Philadelphia	29	164	22	75.9%	4	26	89.7%
2	Washington	33	173	23	69.7%	5	28	84.8%
3	Green Bay	46	252	31	67.4%	12	43	93.5%
4	Los Angeles Rams	53	260	35	66.0%	6	41	77.4%
5	Pittsburgh	35	180	23	65.7%	6	29	82.9%
6	Indianapolis	52	282	34	65.4%	16	50	96.2%
7	Detroit	46	241	30	65.2%	10	40	87.0%
8	Atlanta	34	184	22	64.7%	10	32	94.1%
9	San Francisco	48	248	30	62.5%	14	44	91.7%
10	Kansas City	50	255	31	62.0%	13	44	88.0%
11	Buffalo	42	210	26	61.9%	11	37	88.1%
12	Seattle	41	214	25	61.0%	13	38	92.7%
13	Dallas	48	234	29	60.4%	10	39	81.3%
14	Jacksonville	44	208	26	59.1%	9	35	79.5%
15t	Chicago	41	209	24	58.5%	14	38	92.7%
15t	Denver	41	212	24	58.5%	14	38	92.7%
17	Arizona	47	221	27	57.4%	11	38	80.9%
18t	Cincinnati	35	170	19	54.3%	12	31	88.6%
18t	Minnesota	35	171	19	54.3%	13	32	91.4%
20t	Cleveland	28	133	15	53.6%	10	25	89.3%
20t	New York Jets	28	137	15	53.6%	10	25	89.3%
22	Las Vegas	29	135	15	51.7%	11	26	89.7%
23	Los Angeles Chargers	41	192	21	51.2%	15	36	87.8%
24	New England	47	215	24	51.1%	16	40	85.1%
25t	Carolina	38	168	19	50.0%	13	32	84.2%
25t	Miami	34	156	17	50.0%	12	29	85.3%
25t	Tampa Bay	36	157	18	50.0%	11	29	80.6%
28t	New York Giants	42	173	20	47.6%	12	32	76.2%
28t	Tennessee	21	96	10	47.6%	9	19	90.5%
30	Baltimore	43	195	20	46.5%	18	38	88.4%
31	Houston	39	171	17	43.6%	18	35	89.7%
32	New Orleans	31	119	12	38.7%	12	24	77.4%
	<b>TOTALS</b>	<b>1257</b>	<b>6135</b>	<b>723</b>	<b>57.5%</b>	<b>370</b>	<b>1093</b>	<b>87.0%</b>

# 2025 NATIONAL FOOTBALL LEAGUE

## NFL DEFENSE INSIDE THE 20

RANK	TEAM	DRIVES	PTS	TD	TD%	FG	SCORES	SCORE%
1	Denver	33	139	13	39.4%	17	30	90.9%
2	Los Angeles Rams	36	141	15	41.7%	13	28	77.8%
3	Minnesota	37	172	18	48.6%	15	33	89.2%
4	Philadelphia	36	160	18	50.0%	11	29	80.6%
5	Miami	42	198	22	52.4%	15	37	88.1%
6	Baltimore	49	217	26	53.1%	13	39	79.6%
7t	Cleveland	35	171	19	54.3%	13	32	91.4%
7t	Kansas City	35	172	19	54.3%	13	32	91.4%
9	Indianapolis	46	214	25	54.3%	12	37	80.4%
10	Pittsburgh	42	203	23	54.8%	14	37	88.1%
11t	Los Angeles Chargers	38	184	21	55.3%	12	33	86.8%
11t	Seattle	38	174	21	55.3%	8	29	76.3%
13	Atlanta	36	172	20	55.6%	11	31	86.1%
14	Carolina	43	207	24	55.8%	13	37	86.0%
15	Buffalo	34	164	19	55.9%	11	30	88.2%
16	San Francisco	41	194	23	56.1%	12	35	85.4%
17	New Orleans	37	175	21	56.8%	10	31	83.8%
18	Houston	29	141	17	58.6%	8	25	86.2%
19	Arizona	46	223	27	58.7%	13	40	87.0%
20	New York Jets	44	235	26	59.1%	18	44	100.0%
21	Green Bay	32	157	19	59.4%	8	27	84.4%
22	Las Vegas	47	217	28	59.6%	8	36	76.6%
23	Jacksonville	35	175	21	60.0%	10	31	88.6%
24	Tennessee	43	222	26	60.5%	14	40	93.0%
25	Washington	46	238	28	60.9%	14	42	91.3%
26	Chicago	41	207	25	61.0%	11	36	87.8%
27	Detroit	38	195	24	63.2%	10	34	89.5%
28	Cincinnati	51	261	33	64.7%	10	43	84.3%
29	New York Giants	47	253	31	66.0%	12	43	91.5%
30	Tampa Bay	29	154	20	69.0%	5	25	86.2%
31	Dallas	45	259	32	71.1%	12	44	97.8%
32	New England	26	141	19	73.1%	4	23	88.5%
	<b>TOTALS</b>	<b>1257</b>	<b>6135</b>	<b>723</b>	<b>57.5%</b>	<b>370</b>	<b>1093</b>	<b>87.0%</b>

# 2025 NATIONAL FOOTBALL LEAGUE

## NFL TEAM OFFENSE FIRST DOWNS, THIRD DOWNS & FOURTH DOWNS

RANK	TEAM	FIRST DOWNS				THIRD DOWNS			FOURTH DOWNS		
		TOTAL	RUSH	PASS	PEN	MADE	ATT	PCT	MADE	ATT	PCT
1	San Francisco	282	90	174	18	81	168	48.2%	10	17	58.8%
2	Dallas	279	78	166	35	64	145	44.1%	9	18	50.0%
3	Kansas City	276	98	157	21	64	155	41.3%	21	26	80.8%
4	Los Angeles Rams	269	82	160	27	49	126	38.9%	13	19	68.4%
5	New England	267	88	159	20	67	157	42.7%	14	18	77.8%
6	New York Giants	266	108	124	34	72	175	41.1%	14	31	45.2%
7t	Buffalo	264	100	139	25	66	149	44.3%	10	17	58.8%
7t	Indianapolis	264	96	146	22	55	135	40.7%	17	23	73.9%
9	Chicago	254	108	130	16	72	164	43.9%	8	18	44.4%
10	Carolina	249	88	138	23	59	160	36.9%	21	30	70.0%
11	Arizona	248	70	156	22	70	163	42.9%	7	18	38.9%
12	Jacksonville	247	90	129	28	55	155	35.5%	15	25	60.0%
13t	Green Bay	244	86	136	22	74	150	49.3%	12	17	70.6%
13t	Los Angeles Chargers	244	85	138	21	83	172	48.3%	9	15	60.0%
15t	Detroit	240	81	149	10	58	150	38.7%	13	25	52.0%
15t	Seattle	240	85	129	26	55	140	39.3%	6	9	66.7%
17t	Atlanta	235	84	129	22	47	142	33.1%	9	19	47.4%
17t	Washington	235	90	117	28	56	141	39.7%	13	21	61.9%
19	Cincinnati	233	68	136	29	62	156	39.7%	8	12	66.7%
20	Houston	232	66	137	29	57	161	35.4%	11	19	57.9%
21	Denver	230	75	135	20	64	163	39.3%	5	9	55.6%
22	Tampa Bay	223	79	119	25	65	164	39.6%	9	20	45.0%
23	New Orleans	221	71	122	28	59	157	37.6%	9	26	34.6%
24	Baltimore	217	91	106	20	53	141	37.6%	10	19	52.6%
25	Miami	207	72	124	11	52	139	37.4%	9	19	47.4%
26	New York Jets	206	91	100	15	59	158	37.3%	11	23	47.8%
27	Philadelphia	205	76	112	17	51	148	34.5%	11	17	64.7%
28	Pittsburgh	204	76	105	23	54	136	39.7%	5	12	41.7%
29	Minnesota	196	64	109	23	42	140	30.0%	8	17	47.1%
30	Las Vegas	195	49	125	21	53	149	35.6%	8	21	38.1%
31	Cleveland	193	74	93	26	52	168	31.0%	11	25	44.0%
32	Tennessee	180	50	114	16	47	160	29.4%	11	25	44.0%
	<b>TOTALS</b>	<b>7545</b>	<b>2609</b>	<b>4213</b>	<b>723</b>	<b>1917</b>	<b>4887</b>	<b>39.2%</b>	<b>347</b>	<b>630</b>	<b>55.1%</b>

# 2025 NATIONAL FOOTBALL LEAGUE

## NFL TEAM DEFENSE FIRST DOWNS, THIRD DOWNS & FOURTH DOWNS

RANK	TEAM	FIRST DOWNS				THIRD DOWNS			FOURTH DOWNS		
		TOTAL	RUSH	PASS	PEN	MADE	ATT	PCT	MADE	ATT	PCT
1	Houston	192	56	110	26	51	151	33.8%	7	14	50.0%
2	Cleveland	196	64	112	20	61	162	37.7%	5	10	50.0%
3	Los Angeles Chargers	202	77	103	22	48	138	34.8%	12	22	54.5%
4	Kansas City	203	69	114	20	61	142	43.0%	5	18	27.8%
5	Buffalo	214	94	101	19	53	141	37.6%	9	14	64.3%
6	Green Bay	215	71	121	23	60	156	38.5%	14	26	53.8%
7	Seattle	217	58	134	25	58	168	34.5%	18	33	54.5%
8	Denver	219	59	125	35	52	169	30.8%	8	14	57.1%
9t	Detroit	225	66	130	29	56	150	37.3%	13	23	56.5%
9t	Minnesota	225	107	100	18	62	165	37.6%	9	12	75.0%
11	Tampa Bay	227	58	150	19	58	146	39.7%	11	26	42.3%
12	Las Vegas	228	84	124	20	73	159	45.9%	10	15	66.7%
13	Atlanta	229	93	123	13	60	154	39.0%	15	25	60.0%
14	Los Angeles Rams	230	83	127	20	60	165	36.4%	20	37	54.1%
15t	New England	235	75	138	22	52	146	35.6%	7	22	31.8%
15t	New Orleans	235	92	122	21	52	142	36.6%	9	16	56.3%
17	Jacksonville	236	59	146	31	61	153	39.9%	8	20	40.0%
18	Baltimore	237	81	138	18	62	167	37.1%	16	28	57.1%
19	Carolina	238	90	137	11	68	154	44.2%	13	19	68.4%
20t	Chicago	239	84	130	25	47	130	36.2%	9	18	50.0%
20t	Tennessee	239	83	131	25	56	146	38.4%	11	15	73.3%
22	Miami	243	85	129	29	61	148	41.2%	13	19	68.4%
23	New York Jets	244	85	132	27	55	154	35.7%	10	13	76.9%
24	Philadelphia	245	98	121	26	68	160	42.5%	7	23	30.4%
25	Arizona	249	81	145	23	54	143	37.8%	8	18	44.4%
26	Washington	256	86	154	16	62	147	42.2%	10	17	58.8%
27	San Francisco	258	85	151	22	57	148	38.5%	8	16	50.0%
28	Dallas	266	100	148	18	74	153	48.4%	10	17	58.8%
29t	Indianapolis	268	82	156	30	66	153	43.1%	11	22	50.0%
29t	Pittsburgh	268	102	145	21	75	172	43.6%	21	28	75.0%
31	Cincinnati	274	100	155	19	71	150	47.3%	10	16	62.5%
32	New York Giants	293	102	161	30	63	155	40.6%	10	14	71.4%
	<b>TOTALS</b>	<b>7545</b>	<b>2609</b>	<b>4213</b>	<b>723</b>	<b>1917</b>	<b>4887</b>	<b>39.2%</b>	<b>347</b>	<b>630</b>	<b>55.1%</b>

# 2025 NATIONAL FOOTBALL LEAGUE

---

## NFL OFFENSIVE FIRST DOWN YARDAGE

RANK	TEAM	YDS/PL	PLAYS	YARDS
1	Indianapolis	6.85	335	2294
2	Seattle	6.46	329	2125
3	Detroit	6.45	326	2103
4	Baltimore	6.41	308	1974
5	Dallas	6.23	362	2255
6	Atlanta	6.16	330	2032
7	Kansas City	6.13	350	2147
8	Los Angeles Rams	5.86	340	1994
9	Chicago	5.81	350	2034
10	New England	5.79	360	2086
11	New York Jets	5.70	305	1739
12	Miami	5.69	291	1656
13	Buffalo	5.66	339	1919
14	Denver	5.54	332	1838
15	Cincinnati	5.51	322	1774
16	Minnesota	5.44	297	1616
17	Carolina	5.41	346	1871
18	New York Giants	5.40	352	1900
19	Green Bay	5.40	323	1743
20	Jacksonville	5.26	340	1787
21	San Francisco	5.14	379	1948
22	Las Vegas	5.14	301	1546
23	Pittsburgh	5.01	293	1469
24	Tampa Bay	5.01	320	1603
25	Philadelphia	4.94	296	1463
26	Arizona	4.85	343	1663
27	Washington	4.80	317	1521
28	Houston	4.73	329	1556
29	Los Angeles Chargers	4.70	325	1529
30	New Orleans	4.64	323	1498
31	Tennessee	4.35	286	1243
32	Cleveland	4.27	304	1297
	<b>TOTALS</b>	<b>5.47</b>	<b>10453</b>	<b>57223</b>

# 2025 NATIONAL FOOTBALL LEAGUE

---

## NFL DEFENSIVE FIRST DOWN YARDAGE

RANK	TEAM	YDS/PL	PLAYS	YARDS
1	Green Bay	4.30	299	1287
2	Houston	4.36	290	1263
3	Denver	4.52	323	1461
4	Las Vegas	4.60	318	1464
5	Seattle	4.72	316	1490
6	Indianapolis	4.90	351	1720
7	Los Angeles Rams	4.90	325	1593
8	Cleveland	4.96	302	1497
9	San Francisco	5.11	353	1803
10	Atlanta	5.13	325	1667
11	Detroit	5.17	321	1659
12	Carolina	5.18	325	1685
13	Minnesota	5.24	320	1678
14	Buffalo	5.45	304	1658
15	New Orleans	5.48	326	1788
16	New York Jets	5.49	332	1823
17	Philadelphia	5.56	342	1903
18	Tampa Bay	5.60	321	1798
19	Pittsburgh	5.63	358	2016
20	Jacksonville	5.66	325	1839
21	Los Angeles Chargers	5.70	289	1646
22	Baltimore	5.77	328	1893
23	Arizona	5.82	345	2009
24	New York Giants	5.83	380	2216
25	New England	5.88	330	1940
26	Kansas City	5.94	288	1711
27	Tennessee	5.99	327	1959
28	Miami	6.07	323	1959
29	Dallas	6.27	347	2176
30	Washington	6.38	336	2143
31	Cincinnati	6.46	356	2298
32	Chicago	6.65	328	2181
	<b>TOTALS</b>	<b>5.47</b>	<b>10453</b>	<b>57223</b>

# 2025 NATIONAL FOOTBALL LEAGUE

## NFL KICKOFFS (RECEIVING TEAM)

RANK	TEAM	TOTAL KO	ADJ KO	TB	TB%	EZ	EZ%	OB	IN20	AVG START
1	New York Jets	71	69	9	13.0%	15	21.7%	2	3	34.9
2	San Francisco	61	57	17	29.8%	21	36.8%	4	0	34.4
3	New York Giants	72	71	15	21.1%	24	33.8%	0	1	31.7
4	Las Vegas	65	63	13	20.6%	19	30.2%	2	3	31.6
5	Los Angeles Rams	49	46	8	17.4%	8	17.4%	2	1	31.5
6	Washington	71	69	15	21.7%	21	30.4%	3	6	31.3
7	Buffalo	58	57	7	12.3%	14	24.6%	2	8	31.1
8	Seattle	48	46	9	19.6%	13	28.3%	2	1	31.0
9	Indianapolis	56	55	9	16.4%	16	29.1%	1	5	30.9
10	Jacksonville	56	55	15	27.3%	21	38.2%	2	5	30.9
11	Cincinnati	74	74	14	18.9%	20	27.0%	0	3	30.8
12	Baltimore	69	69	11	15.9%	16	23.2%	1	5	30.7
13	Detroit	61	56	8	14.3%	12	21.4%	2	3	30.5
14	Chicago	65	61	10	16.4%	16	26.2%	3	4	30.4
15	New England	57	54	7	13.0%	10	18.5%	2	5	30.2
16	Houston	47	45	11	24.4%	15	33.3%	0	0	30.2
17	Miami	61	56	8	14.3%	17	30.4%	1	4	30.1
18	Carolina	66	66	19	28.8%	21	31.8%	2	3	30.0
19	New Orleans	65	65	17	26.2%	23	35.4%	1	5	29.8
20	Tennessee	67	66	12	18.2%	18	27.3%	2	9	29.2
21	Arizona	67	66	10	15.2%	22	33.3%	1	3	29.1
22	Denver	55	55	8	14.5%	14	25.5%	2	4	29.1
23	Cleveland	60	60	7	11.7%	11	18.3%	3	4	29.1
24	Green Bay	53	50	11	22.0%	15	30.0%	1	4	29.0
25	Los Angeles Chargers	57	55	11	20.0%	18	32.7%	0	0	28.9
26	Tampa Bay	63	60	17	28.3%	27	45.0%	1	3	28.9
27	Kansas City	53	53	3	5.7%	16	30.2%	0	4	28.8
28	Pittsburgh	64	60	10	16.7%	16	26.7%	2	6	28.6
29	Dallas	70	67	13	19.4%	18	26.9%	1	8	28.4
30	Minnesota	67	65	8	12.3%	22	33.8%	3	7	28.3
31	Philadelphia	57	55	9	16.4%	14	25.5%	1	9	27.8
32	Atlanta	63	61	6	9.8%	11	18.0%	0	6	27.4
	<b>TOTALS</b>	<b>3936</b>	<b>3814</b>	<b>694</b>	<b>18.2%</b>	<b>1088</b>	<b>28.5%</b>	<b>98</b>	<b>264</b>	<b>30.2</b>

ADJ KO: Adjusted kickoffs are used to compute Avg. Team Drive Start. Adjusted kickoffs do not include inside kicks or kickoffs at the end of a half unless either kickoff is returned for a touchdown. Adjusted kickoffs also do not include non-onside kickoffs that result in the kicking team ultimately retaining possession.

IN20: The number of drives that start inside (not including) the 20-yard line.

# 2025 NATIONAL FOOTBALL LEAGUE

## NFL KICKOFFS (KICKING TEAM)

RANK	TEAM	TOTAL KO	ADJ KO	TB	TB%	EZ	EZ%	OB	IN20	AVG START
1	Seattle	74	71	11	15.5%	23	32.4%	2	5	26.9
2	Carolina	57	54	9	16.7%	10	18.5%	0	4	27.9
3	Washington	55	52	10	19.2%	17	32.7%	2	5	27.9
4	Pittsburgh	63	60	3	5.0%	8	13.3%	1	2	28.4
5	New York Giants	64	62	8	12.9%	17	27.4%	4	9	28.5
6	Philadelphia	56	55	8	14.5%	10	18.2%	1	6	28.7
7	Los Angeles Rams	68	67	35	52.2%	38	56.7%	1	8	29.1
8	Indianapolis	73	71	5	7.0%	9	12.7%	3	5	29.6
9	Detroit	70	68	10	14.7%	23	33.8%	5	8	29.7
10	Houston	63	63	14	22.2%	18	28.6%	1	4	29.8
11	Dallas	71	71	15	21.1%	18	25.4%	2	5	29.8
12	New England	72	70	13	18.6%	20	28.6%	2	6	29.8
13	Green Bay	62	62	17	27.4%	29	46.8%	0	3	29.9
14	Tennessee	47	44	12	27.3%	19	43.2%	2	2	29.9
15	Kansas City	65	64	10	15.6%	12	18.8%	2	5	29.9
16	Miami	56	54	8	14.8%	16	29.6%	0	9	30.0
17	Chicago	69	68	15	22.1%	23	33.8%	1	3	30.1
18	Cincinnati	63	60	9	15.0%	15	25.0%	0	2	30.3
19	New York Jets	56	52	9	17.3%	15	28.8%	0	0	30.3
20	Minnesota	54	52	7	13.5%	13	25.0%	1	2	30.3
21	Buffalo	69	68	8	11.8%	13	19.1%	1	6	30.4
22	Jacksonville	62	59	15	25.4%	25	42.4%	3	3	30.8
23	Las Vegas	47	45	5	11.1%	9	20.0%	2	4	31.4
24	San Francisco	70	68	12	17.6%	20	29.4%	0	3	31.5
25	Los Angeles Chargers	65	65	12	18.5%	21	32.3%	3	4	31.7
26	Denver	61	60	14	23.3%	27	45.0%	0	3	31.7
27	Cleveland	47	44	6	13.6%	8	18.2%	0	3	31.8
28	Tampa Bay	60	58	4	6.9%	9	15.5%	1	3	31.8
29	Baltimore	65	62	6	9.7%	10	16.1%	5	3	31.9
30	Arizona	60	57	11	19.3%	12	21.1%	1	4	32.0
31	New Orleans	47	45	10	22.2%	15	33.3%	2	0	32.0
32	Atlanta	57	56	16	28.6%	22	39.3%	1	3	32.6
	<b>TOTALS</b>	<b>3936</b>	<b>3814</b>	<b>694</b>	<b>18.2%</b>	<b>1088</b>	<b>28.5%</b>	<b>98</b>	<b>264</b>	<b>30.2</b>

ADJ KO: Adjusted kickoffs are used to compute Avg. Team Drive Start. Adjusted kickoffs do not include inside kicks or kickoffs at the end of a half unless either kickoff is returned for a touchdown. Adjusted kickoffs also do not include non-onside kickoffs that result in the kicking team ultimately retaining possession.

IN20: The number of drives that start inside (not including) the 20-yard line.

# 2025 NATIONAL FOOTBALL LEAGUE

## NFL PLAYER SINGLE-GAME HIGHS

CATEGORY	TOTAL	PLAYER	GAME	DETAILS
Points	20	Jonathan Taylor	IND vs. LV, Oct. 5	3 TD, 1 2pt-conv
	20	Evan McPherson	CIN at BAL, Nov. 27	6 FG, 2 XK
Passing Yards	470	Joe Flacco	CIN vs. CHI, Nov. 2	31-47, 470 YDS, 4 TD, 2 INT
Longest Pass	88	Matthew Stafford	LAR vs. IND, Sep. 28	to Tutu Atwell (TD)
Passing Touchdowns	5	Jared Goff	DET vs. CHI, Sep. 14	23-28, 334 YDS, 5 TD, 0 INT
	5	Matthew Stafford	LAR at JAX, Oct. 19	21-33, 182 YDS, 5 TD, 0 INT
Rushing Yards	244	Jonathan Taylor	IND vs. ATL, Nov. 9 (OT)	32-244, 3 TD
	216	James Cook	BUF at CAR, Oct. 26	19-216, 2 TD
Rushing Attempts	32	Jonathan Taylor	IND vs. ATL, Nov. 9 (OT)	32-244, 3 TD
	32	James Cook	BUF at PIT, Nov. 30	32-144, 0 TD
Longest Rush	81	Bijan Robinson	ATL vs. BUF, Oct. 13	(TD)
Receptions	16	Ja'Marr Chase	CIN vs. PIT, Oct. 16	16-161, 1 TD
Receiving Yards	185	Michael Wilson	ARI vs. SF, Nov. 16	15-185, 0 TD
Kickoff Return Yards	209	Luke McCaffrey	WAS at DAL, Oct. 19	8-209, 0 TD
Kickoff Returns	8	Kendre Miller	NO at SEA, Sep. 21	8-182, 0 TD
	8	Luke McCaffrey	WAS at DAL, Oct. 19	8-209, 0 TD
Longest Kickoff Return	99	Kene Nwangwu	NYJ vs. CLE, Nov. 9	(TD)
Punt Return Yards	167	Marcus Jones	NE vs. CAR, Sep. 28	3-167, 0 FC, 1 TD
Punt Returns	6	Kameron Johnson	TB vs. PHI, Sep. 28	6-100, 0 FC, 0 TD
Longest Punt Return	95	Tory Horton	SEA vs. NO, Sep. 21	(TD)
Interceptions	2			13 times in non-overtime games
Longest Interception Return	99	Devin Lloyd	JAX vs. KC, Oct. 6	(TD)
Sacks	5.0	Myles Garrett	CLE at NE, Oct. 26	
Scrimmage Yards	286	Jonathan Taylor	IND vs. ATL, Nov. 9 (OT)	Rush: 32-244, Rec: 3-42
	239	Rico Dowdle	CAR vs. DAL, Oct. 12	Rush: 30-183, Rec: 4-56
Longest Punt	77	Ryan Wright	MIN at CLE, Oct. 5	
Punts	8			8 times in non-overtime games
Field Goals Made	6	Evan McPherson	CIN at BAL, Nov. 27	6-6, 52 long
Longest Field Goal	65	Chase McLaughlin	TB vs. PHI, Sep. 28	

# 2025 NATIONAL FOOTBALL LEAGUE

## 300-YARD PASSING GAMES

YARDS	PLAYER	GAME	DETAILS
470	Joe Flacco	CIN vs. CHI, Nov. 2	31-47, 4 TD, 2 INT
452	Jacoby Brissett	ARI vs. SF, Nov. 16	47-57, 2 TD, 2 INT
450	Russell Wilson	NYG at DAL, Sep. 14 (OT)	30-41, 3 TD, 1 INT
448	Bryce Young	CAR at ATL, Nov. 16 (OT)	31-45, 3 TD, 0 INT
420	Justin Herbert	LAC vs. IND, Oct. 19	37-55, 3 TD, 2 INT
394	Josh Allen	BUF vs. BAL, Sep. 7	33-46, 2 TD, 0 INT
389	Matthew Stafford	LAR vs. SF, Oct. 2 (OT)	30-47, 3 TD, 0 INT
379	Baker Mayfield	TB at SEA, Oct. 5	29-33, 2 TD, 0 INT
375	Matthew Stafford	LAR vs. IND, Sep. 28	29-41, 3 TD, 0 INT
366	Jameis Winston	NYG at DET, Nov. 23 (OT)	18-36, 2 TD, 1 INT
362	Geno Smith	LV at NE, Sep. 7	24-34, 1 TD, 1 INT
361	Dak Prescott	DAL vs. NYG, Sep. 14 (OT)	38-52, 2 TD, 1 INT
360	Jordan Love	GB at PIT, Oct. 26	29-37, 3 TD, 0 INT
354	Dak Prescott	DAL vs. PHI, Nov. 23	23-36, 2 TD, 1 INT
352	Patrick Mahomes	KC vs. IND, Nov. 23 (OT)	29-46, 0 TD, 1 INT
350	Carson Wentz	MIN at PIT, Sep. 28	30-46, 2 TD, 2 INT
347	Mac Jones	SF at TB, Oct. 12	27-39, 0 TD, 2 INT
342	Mac Jones	SF at LAR, Oct. 2 (OT)	33-49, 2 TD, 0 INT
342	Joe Flacco	CIN vs. PIT, Oct. 16	31-47, 3 TD, 0 INT
342	Daniel Jones	IND at PIT, Nov. 2	31-50, 1 TD, 3 INT
341	Sam Darnold	SEA vs. TB, Oct. 5	28-34, 4 TD, 1 INT
337	Jordan Love	GB at DAL, Sep. 28 (OT)	31-43, 3 TD, 0 INT
334	Jared Goff	DET vs. CHI, Sep. 14	23-28, 5 TD, 0 INT
330	Sam Darnold	SEA at WAS, Nov. 2	21-24, 4 TD, 1 INT
328	Bryce Young	CAR at ARI, Sep. 14	35-55, 3 TD, 1 INT
326	Bo Nix	DEN vs. CIN, Sep. 29	29-42, 2 TD, 1 INT
326	Jalen Hurts	PHI at MIN, Oct. 19	19-23, 3 TD, 0 INT
321	Bo Nix	DEN at WAS, Nov. 30 (OT)	29-45, 1 TD, 1 INT
320	Jacoby Brissett	ARI at IND, Oct. 12	27-44, 2 TD, 1 INT
320	Jared Goff	DET at WAS, Nov. 9	25-33, 3 TD, 0 INT
320	Dak Prescott	DAL vs. KC, Nov. 27	27-39, 2 TD, 1 INT
319	Dak Prescott	DAL vs. GB, Sep. 28 (OT)	31-40, 3 TD, 0 INT
319	Mac Jones	SF vs. LAR, Nov. 9	33-39, 3 TD, 1 INT
318	Justin Herbert	LAC vs. KC, Sep. 5	25-34, 3 TD, 0 INT
318	Patrick Mahomes	KC at JAX, Oct. 6	29-41, 1 TD, 1 INT
318	C.J. Stroud	HOU vs. SF, Oct. 26	30-39, 2 TD, 1 INT
317	Josh Allen	BUF vs. TB, Nov. 16	19-30, 3 TD, 2 INT
317	Jacoby Brissett	ARI vs. JAX, Nov. 23 (OT)	33-49, 1 TD, 0 INT
316	Daniel Jones	IND vs. DEN, Sep. 14	23-34, 1 TD, 0 INT
315	Tua Tagovailoa	MIA vs. NE, Sep. 14	26-32, 2 TD, 1 INT
313	Michael Penix Jr.	ATL vs. WAS, Sep. 28	20-26, 2 TD, 1 INT

# 2025 NATIONAL FOOTBALL LEAGUE

---

## 300-YARD PASSING GAMES

YARDS	PLAYER	GAME	DETAILS
313	Carson Wentz	MIN vs. PHI, Oct. 19	26-42, 0 TD, 2 INT
309	Brock Purdy	SF vs. JAX, Sep. 28	22-38, 2 TD, 2 INT
306	Josh Allen	BUF at MIA, Nov. 9	28-40, 2 TD, 1 INT
301	Jacoby Brissett	ARI at TB, Nov. 30	29-40, 2 TD, 1 INT
300	Justin Herbert	LAC vs. DEN, Sep. 21	28-47, 1 TD, 1 INT

# 2025 NATIONAL FOOTBALL LEAGUE

## 100-YARD RECEIVING GAMES

YARDS	PLAYER	GAME	DETAILS
185	Michael Wilson	ARI vs. SF, Nov. 16	15 REC, 0 TD
183	DeVonta Smith	PHI at MIN, Oct. 19	9 REC, 1 TD
170	Puka Nacua	LAR vs. IND, Sep. 28	13 REC, 1 TD
168	George Pickens	DAL at CAR, Oct. 12	9 REC, 1 TD
167	Malik Nabers	NYG at DAL, Sep. 14 (OT)	9 REC, 2 TD
167	Jaxon Smith-Njigba	SEA at TEN, Nov. 23	8 REC, 2 TD
165	Ja'Marr Chase	CIN vs. JAX, Sep. 14	14 REC, 1 TD
164	Oronde Gadsden II	LAC vs. IND, Oct. 19	7 REC, 1 TD
163	Emeka Egbuka	TB at SEA, Oct. 5	7 REC, 1 TD
162	Jaxon Smith-Njigba	SEA at JAX, Oct. 12	8 REC, 1 TD
161	Ja'Marr Chase	CIN vs. PIT, Oct. 16	16 REC, 1 TD
158	Drake London	ATL vs. BUF, Oct. 13	10 REC, 1 TD
156	Wan'Dale Robinson	NYG at DET, Nov. 23 (OT)	9 REC, 1 TD
149	Amon-Ra St. Brown	DET vs. NYG, Nov. 23 (OT)	9 REC, 1 TD
146	Stefon Diggs	NE at BUF, Oct. 5	10 REC, 0 TD
146	George Pickens	DAL vs. PHI, Nov. 23	9 REC, 1 TD
145	Tre Tucker	LV at WAS, Sep. 21	8 REC, 3 TD
144	George Pickens	DAL at LV, Nov. 17	9 REC, 1 TD
144	Jameson Williams	DET vs. GB, Nov. 27	7 REC, 1 TD
143	Zay Flowers	BAL at BUF, Sep. 7	7 REC, 1 TD
143	Tucker Kraft	GB at PIT, Oct. 26	7 REC, 2 TD
142	Wan'Dale Robinson	NYG at DAL, Sep. 14 (OT)	8 REC, 1 TD
142	Kendrick Bourne	SF at LAR, Oct. 2 (OT)	10 REC, 0 TD
142	Kendrick Bourne	SF at TB, Oct. 12	5 REC, 0 TD
141	Rashee Rice	KC vs. IND, Nov. 23 (OT)	8 REC, 0 TD
136	Nico Collins	HOU vs. JAX, Nov. 9	7 REC, 0 TD
134	George Pickens	DAL vs. GB, Sep. 28 (OT)	8 REC, 2 TD
132	Jaxon Smith-Njigba	SEA vs. TB, Oct. 5	8 REC, 1 TD
132	A.J. Brown	PHI vs. CHI, Nov. 28	10 REC, 2 TD
131	Calvin Ridley	TEN at ARI, Oct. 5	5 REC, 0 TD
130	Puka Nacua	LAR vs. HOU, Sep. 7	10 REC, 0 TD
130	Tetairoa McMillan	CAR at ATL, Nov. 16 (OT)	8 REC, 2 TD
129	Jaxon Smith-Njigba	SEA at WAS, Nov. 2	8 REC, 0 TD
128	Rome Odunze	CHI at DET, Sep. 14	7 REC, 2 TD
128	Jordan Addison	MIN vs. PHI, Oct. 19	9 REC, 0 TD
127	Brock Bowers	LV vs. JAX, Nov. 2 (OT)	12 REC, 3 TD
127	Trey McBride	ARI at SEA, Nov. 9	9 REC, 1 TD
126	Justin Jefferson	MIN at PIT, Sep. 28	10 REC, 0 TD
126	DK Metcalf	PIT vs. MIN, Sep. 28	5 REC, 1 TD
124	Jaxon Smith-Njigba	SEA vs. SF, Sep. 7	9 REC, 0 TD
124	Tucker Kraft	GB vs. WAS, Sep. 11	6 REC, 1 TD

# 2025 NATIONAL FOOTBALL LEAGUE

## 100-YARD RECEIVING GAMES

YARDS	PLAYER	GAME	DETAILS
124	Jalen Nailor	MIN vs. BAL, Nov. 9	5 REC, 1 TD
123	Justin Jefferson	MIN at CLE, Oct. 5	7 REC, 0 TD
123	Jaxon Smith-Njigba	SEA vs. HOU, Oct. 20	8 REC, 1 TD
121	A.J. Brown	PHI at MIN, Oct. 19	4 REC, 2 TD
121	Tee Higgins	CIN vs. CHI, Nov. 2	7 REC, 2 TD
119	Keenan Allen	LAC vs. IND, Oct. 19	11 REC, 1 TD
119	Jameson Williams	DET at WAS, Nov. 9	6 REC, 1 TD
119	Drake London	ATL vs. CAR, Nov. 16 (OT)	7 REC, 0 TD
118	Courtland Sutton	DEN at LAC, Sep. 21	6 REC, 1 TD
118	Drake London	ATL at NE, Nov. 2	9 REC, 3 TD
118	Colston Loveland	CHI at CIN, Nov. 2	6 REC, 2 TD
118	Michael Wilson	ARI vs. JAX, Nov. 23 (OT)	10 REC, 0 TD
117	Ricky Pearsall	SF vs. ARI, Sep. 21	8 REC, 0 TD
115	Amon-Ra St. Brown	DET vs. CHI, Sep. 14	9 REC, 3 TD
115	Alec Pierce	IND at PIT, Nov. 2	6 REC, 0 TD
115	Michael Pittman	IND at PIT, Nov. 2	9 REC, 0 TD
115	Emeka Egbuka	TB vs. NE, Nov. 9	6 REC, 1 TD
115	Trey McBride	ARI vs. SF, Nov. 16	10 REC, 1 TD
115	Hunter Henry	NE at CIN, Nov. 23	7 REC, 1 TD
114	Jordan Addison	MIN at PIT, Sep. 28	4 REC, 0 TD
114	Ryan Flournoy	DAL at NYJ, Oct. 5	6 REC, 0 TD
114	Rashid Shaheed	NO vs. NYG, Oct. 5	4 REC, 1 TD
114	DeVonta Smith	PHI vs. DEN, Oct. 5	8 REC, 0 TD
114	Rome Odunze	CHI at BAL, Oct. 26	7 REC, 0 TD
112	Keon Coleman	BUF vs. BAL, Sep. 7	8 REC, 1 TD
112	CeeDee Lamb	DAL vs. NYG, Sep. 14 (OT)	9 REC, 0 TD
112	Puka Nacua	LAR at PHI, Sep. 21	11 REC, 0 TD
112	CeeDee Lamb	DAL vs. KC, Nov. 27	7 REC, 1 TD
111	Pat Freiermuth	PIT at CIN, Oct. 16	5 REC, 2 TD
111	Ja'Marr Chase	CIN vs. CHI, Nov. 2	6 REC, 0 TD
110	CeeDee Lamb	DAL at PHI, Sep. 4	7 REC, 0 TD
110	Drake London	ATL vs. WAS, Sep. 28	8 REC, 1 TD
110	Ja'Marr Chase	CIN vs. DET, Oct. 5	6 REC, 2 TD
110	Jaylen Waddle	MIA at CAR, Oct. 5	6 REC, 1 TD
110	Dallas Goedert	PHI at NYG, Oct. 9	9 REC, 1 TD
110	CeeDee Lamb	DAL vs. WAS, Oct. 19	5 REC, 1 TD
110	Khalil Shakir	BUF at HOU, Nov. 20	8 REC, 0 TD
110	A.J. Brown	PHI at DAL, Nov. 23	8 REC, 1 TD
110	Ja'Marr Chase	CIN at BAL, Nov. 27	7 REC, 0 TD
109	Tyreek Hill	MIA vs. NE, Sep. 14	6 REC, 0 TD
109	A.J. Brown	PHI vs. LAR, Sep. 21	6 REC, 1 TD

# 2025 NATIONAL FOOTBALL LEAGUE

---

## 100-YARD RECEIVING GAMES

YARDS	PLAYER	GAME	DETAILS
108	Ricky Pearsall	SF at SEA, Sep. 7	4 REC, 0 TD
108	Jameson Williams	DET vs. CHI, Sep. 14	2 REC, 1 TD
108	Dalton Kincaid	BUF vs. NE, Oct. 5	6 REC, 0 TD
107	Ladd McConkey	LAC vs. PIT, Nov. 9	4 REC, 1 TD
107	Jahmyr Gibbs	DET at PHI, Nov. 16	5 REC, 0 TD
106	Davante Adams	LAR at TEN, Sep. 14	6 REC, 1 TD
106	Bijan Robinson	ATL vs. WAS, Sep. 28	4 REC, 0 TD
106	Mack Hollins	NE at TB, Nov. 9	6 REC, 0 TD
106	Zach Ertz	WAS vs. DEN, Nov. 30 (OT)	10 REC, 0 TD
105	Stefon Diggs	NE vs. NYJ, Nov. 13	9 REC, 0 TD
105	Jaxon Smith-Njigba	SEA at LAR, Nov. 16	9 REC, 0 TD
104	Nico Collins	HOU at JAX, Sep. 21	8 REC, 1 TD
104	Drake London	ATL at IND, Nov. 9 (OT)	6 REC, 1 TD
104	Chris Olave	NO at CAR, Nov. 9	5 REC, 1 TD
103	Kayshon Boutte	NE vs. LV, Sep. 7	6 REC, 0 TD
103	Brock Bowers	LV at NE, Sep. 7	5 REC, 0 TD
103	Jaxon Smith-Njigba	SEA at PIT, Sep. 14	8 REC, 0 TD
102	Bucky Irving	TB vs. PHI, Sep. 28	5 REC, 1 TD
102	Adonai Mitchell	NYJ vs. ATL, Nov. 30	8 REC, 1 TD
101	Luther Burden III	CHI vs. DAL, Sep. 21	3 REC, 1 TD
101	Stefon Diggs	NE vs. CAR, Sep. 28	6 REC, 0 TD
101	Emeka Egbuka	TB vs. PHI, Sep. 28	4 REC, 1 TD
101	Travis Hunter	JAX vs. LAR, Oct. 19	8 REC, 1 TD
101	Dalton Kincaid	BUF vs. KC, Nov. 2	6 REC, 1 TD
100	Bijan Robinson	ATL vs. TB, Sep. 7	6 REC, 1 TD
100	Tetairoa McMillan	CAR at ARI, Sep. 14	6 REC, 0 TD
100	Amon-Ra St. Brown	DET at CIN, Oct. 5	8 REC, 0 TD
100	Ladd McConkey	LAC at MIA, Oct. 12	7 REC, 1 TD
100	DeMario Douglas	NE vs. ATL, Nov. 2	4 REC, 1 TD

# 2025 NATIONAL FOOTBALL LEAGUE

## 100-YARD RUSHING GAMES

YARDS	PLAYER	GAME	DETAILS
244	Jonathan Taylor	IND vs. ATL, Nov. 9 (OT)	32 ATT, 3 TD
219	Jahmyr Gibbs	DET vs. NYG, Nov. 23 (OT)	15 ATT, 2 TD
216	James Cook	BUF at CAR, Oct. 26	19 ATT, 2 TD
206	Rico Dowdle	CAR vs. MIA, Oct. 5	23 ATT, 1 TD
183	Rico Dowdle	CAR vs. DAL, Oct. 12	30 ATT, 0 TD
176	Kyle Monangai	CHI at CIN, Nov. 2	26 ATT, 0 TD
174	De'Von Achane	MIA vs. BUF, Nov. 9	22 ATT, 2 TD
170	Bijan Robinson	ATL vs. BUF, Oct. 13	19 ATT, 1 TD
169	Derrick Henry	BAL at BUF, Sep. 7	18 ATT, 2 TD
165	Jonathan Taylor	IND vs. DEN, Sep. 14	25 ATT, 0 TD
153	Jonathan Taylor	IND vs. TEN, Oct. 26	12 ATT, 2 TD
151	David Montgomery	DET at BAL, Sep. 22	12 ATT, 2 TD
150	Saquon Barkley	PHI vs. NYG, Oct. 26	14 ATT, 1 TD
147	TreVeyon Henderson	NE at TB, Nov. 9	14 ATT, 2 TD
144	James Cook	BUF at PIT, Nov. 30	32 ATT, 0 TD
143	Travis Etienne	JAX vs. CAR, Sep. 7	16 ATT, 0 TD
143	Bijan Robinson	ATL at MIN, Sep. 14	22 ATT, 0 TD
142	Jahmyr Gibbs	DET at WAS, Nov. 9	15 ATT, 2 TD
142	Bijan Robinson	ATL at NYJ, Nov. 30	23 ATT, 1 TD
138	Ashton Jeanty	LV vs. CHI, Sep. 28	21 ATT, 1 TD
136	Jahmyr Gibbs	DET vs. TB, Oct. 20	17 ATT, 2 TD
135	Javonte Williams	DAL at NYJ, Oct. 5	16 ATT, 1 TD
134	De'Von Achane	MIA vs. NO, Nov. 30	22 ATT, 1 TD
133	Breece Hall	NYJ at CIN, Oct. 26	18 ATT, 2 TD
132	James Cook	BUF at NYJ, Sep. 14	21 ATT, 2 TD
130	Rico Dowdle	CAR at GB, Nov. 2	25 ATT, 2 TD
130	Kyle Monangai	CHI at PHI, Nov. 28	22 ATT, 1 TD
129	Christian McCaffrey	SF vs. ATL, Oct. 19	24 ATT, 2 TD
128	Omarion Hampton	LAC at NYG, Sep. 28	12 ATT, 1 TD
128	De'Von Achane	MIA vs. LAC, Oct. 12	16 ATT, 2 TD
127	Jaylen Warren	PIT at CIN, Oct. 16	16 ATT, 0 TD
126	Kimani Vidal	LAC vs. LV, Nov. 30	25 ATT, 1 TD
125	D'Andre Swift	CHI at PHI, Nov. 28	18 ATT, 1 TD
124	Travis Etienne	JAX at SF, Sep. 28	19 ATT, 1 TD
124	Kimani Vidal	LAC at MIA, Oct. 12	18 ATT, 0 TD
124	D'Andre Swift	CHI vs. NO, Oct. 19	19 ATT, 1 TD
123	Jonathan Taylor	IND vs. ARI, Oct. 12	21 ATT, 1 TD
122	Derrick Henry	BAL vs. LAR, Oct. 12	24 ATT, 0 TD
120	De'Von Achane	MIA vs. WAS, Nov. 16 (OT)	21 ATT, 0 TD
119	Derrick Henry	BAL at MIA, Oct. 30	19 ATT, 0 TD
117	James Cook	BUF vs. NO, Sep. 28	22 ATT, 1 TD

# 2025 NATIONAL FOOTBALL LEAGUE

---

## 100-YARD RUSHING GAMES

YARDS	PLAYER	GAME	DETAILS
117	Kimani Vidal	LAC vs. MIN, Oct. 23	23 ATT, 1 TD
116	Jordan Mason	MIN vs. CIN, Sep. 21	16 ATT, 2 TD
116	Javonte Williams	DAL vs. WAS, Oct. 19	19 ATT, 1 TD
116	James Cook	BUF at HOU, Nov. 20	17 ATT, 1 TD
114	James Cook	BUF vs. KC, Nov. 2	27 ATT, 0 TD
114	Kyren Williams	LAR vs. NO, Nov. 2	25 ATT, 1 TD
113	Breece Hall	NYJ vs. DAL, Oct. 5	14 ATT, 0 TD
111	Jacory Croskey-Merritt	WAS at LAC, Oct. 5	14 ATT, 2 TD
111	J.K. Dobbins	DEN vs. DAL, Oct. 26	15 ATT, 0 TD
110	Quinshon Judkins	CLE vs. MIN, Oct. 5	23 ATT, 0 TD
108	James Cook	BUF vs. MIA, Sep. 18	19 ATT, 1 TD
108	D'Andre Swift	CHI at WAS, Oct. 13	14 ATT, 0 TD
108	Chase Brown	CIN vs. PIT, Oct. 16	11 ATT, 0 TD
107	Breece Hall	NYJ vs. PIT, Sep. 7	19 ATT, 0 TD
107	Chase Brown	CIN vs. NE, Nov. 23	19 ATT, 0 TD
107	Emanuel Wilson	GB vs. MIN, Nov. 23	28 ATT, 2 TD
106	Christian McCaffrey	SF at NYG, Nov. 2	28 ATT, 1 TD
106	Sean Tucker	TB at BUF, Nov. 16	19 ATT, 2 TD
105	Kenneth Walker III	SEA at PIT, Sep. 14	13 ATT, 1 TD
104	Tank Bigsby	PHI vs. NYG, Oct. 26	9 ATT, 0 TD
104	Bijan Robinson	ATL vs. CAR, Nov. 16 (OT)	23 ATT, 2 TD
104	Kareem Hunt	KC vs. IND, Nov. 23 (OT)	30 ATT, 1 TD
103	Derrick Henry	BAL at CLE, Nov. 16	18 ATT, 1 TD
102	Jonathan Taylor	IND at TEN, Sep. 21	17 ATT, 3 TD
101	J.K. Dobbins	DEN vs. CIN, Sep. 29	16 ATT, 0 TD

# 2025 NATIONAL FOOTBALL LEAGUE

## NFL LEADING PASSERS

RANK	PLAYER	TEAM	ATT	COMP	COMP%	YDS	YPA	TD	TD%	LONG	INT	INT%	RATING
1	Maye	NE	386	276	71.5%	3412	8.84	23	6.0%	72t	6	1.6%	111.9
2	Stafford	LAR	401	266	66.3%	3073	7.66	32	8.0%	88t	4	1.0%	111.7
3	Goff	DET	378	264	69.8%	3025	8.00	25	6.6%	64	5	1.3%	110.2
4	L. Jackson	BAL	227	147	64.8%	1841	8.11	15	6.6%	45	4	1.8%	104.5
5	Love	GB	361	242	67.0%	2794	7.74	19	5.3%	59	3	0.8%	104.3
6	Hurts	PHI	342	226	66.1%	2514	7.35	19	5.6%	79t	2	0.6%	103.9
7	Darnold	SEA	324	221	68.2%	2913	8.99	19	5.9%	67	10	3.1%	103.1
8	Prescott	DAL	437	303	69.3%	3261	7.46	25	5.7%	74t	8	1.8%	102.4
9	D. Jones	IND	377	256	67.9%	3041	8.07	19	5.0%	75	7	1.9%	101.3
10	Allen	BUF	350	243	69.4%	2832	8.09	19	5.4%	54t	10	2.9%	99.8
11	Jones	SF	289	201	69.6%	2151	7.44	13	4.5%	56	6	2.1%	97.4
12	Brissett	ARI	302	204	67.5%	2188	7.25	13	4.3%	50	4	1.3%	97.4
13	Mahomes	KC	441	285	64.6%	3238	7.34	22	5.0%	61	7	1.6%	96.5
14	Rodgers	PIT	310	202	65.2%	2086	6.73	19	6.1%	80t	7	2.3%	95.4
15	Herbert	LAC	396	265	66.9%	2842	7.18	21	5.3%	60t	10	2.5%	94.9
16	Mayfield	TB	387	243	62.8%	2600	6.72	19	4.9%	77t	5	1.3%	93.4
17	Stroud	HOU	277	183	66.1%	1978	7.14	11	4.0%	50t	6	2.2%	91.1
18	Penix	ATL	276	166	60.1%	1982	7.18	9	3.3%	69	3	1.1%	88.5
19	Ca. Williams	CHI	396	230	58.1%	2722	6.87	17	4.3%	65t	5	1.3%	88.2
20	Young	CAR	363	230	63.4%	2337	6.44	18	5.0%	54	9	2.5%	87.9
21	Rattler	NO	256	174	68.0%	1586	6.20	8	3.1%	87t	5	2.0%	86.8
22	Tagovailoa	MIA	335	225	67.2%	2280	6.81	17	5.1%	47	14	4.2%	85.9
23	Nix	DEN	432	266	61.6%	2742	6.35	19	4.4%	52t	9	2.1%	85.8
24	G. Smith	LV	376	253	67.3%	2532	6.73	15	4.0%	61t	14	3.7%	84.0
25	Lawrence	JAX	395	236	59.7%	2636	6.67	16	4.1%	50	11	2.8%	81.6
26	Flacco	CLE-CIN	410	247	60.2%	2451	5.98	15	3.7%	44t	10	2.4%	79.2
27	*C. Ward	TEN	412	246	59.7%	2351	5.71	7	1.7%	47	6	1.5%	75.2

# 2025 NATIONAL FOOTBALL LEAGUE

## NFL LEADING PASSERS, RANKS

PLAYER	TEAM	ATT	COMP	COMP%	YDS	YPA	TD	TD%	INT	INT%	RATING
Maye	NE	11	3	1	1	2	4	5	11t	10	1
Stafford	LAR	6	4t	14	4	8	1	1	4t	3	2
Goff	DET	12	7	2	6	6	2t	2	7t	7	3
L. Jackson	BAL	28	27	18	26	3	19t	3	4t	12	4
Love	GB	16	14	12	10	7	7t	11	2t	2	5
Hurts	PHI	18	18	15	16	11	7t	8	1	1	6
Darnold	SEA	20	20	6	7	1	7t	6	21t	25	7
Prescott	DAL	2	1	5	2	9	2t	7	18	13	8
D. Jones	IND	13	8	8	5	5	7t	13	15t	14	9
Allen	BUF	17	12t	4	9	4	7t	9	21t	24	10
Jones	SF	23	23	3	22	10	22t	17	11t	16	11
Brissett	ARI	22	21	9	21	13	22t	19	4t	8	12
Mahomes	KC	1	2	19	3	12	5	14	15t	11	13
Rodgers	PIT	21	22	17	23	20	7t	4	15t	19	14
Herbert	LAC	7t	6	13	8	15	6	10	21t	22	15
Mayfield	TB	10	12t	21	14	21	7t	16	7t	6	16
Stroud	HOU	24	24	16	25	16	24t	23	11t	18	17
Penix	ATL	25	26	24	24	14	26t	25	2t	4	18
Ca. Williams	CHI	7t	16t	27	12	17	16t	20	7t	5	19
Young	CAR	15	16t	20	19	23	15	15	19t	21	20
Rattler	NO	26	25	7	27	25	29t	26	7t	15	21
Tagovailoa	MIA	19	19	11	20	18	16t	12	26t	27	22
Nix	DEN	3	4t	22	11	24	7t	18	19t	17	23
G. Smith	LV	14	9	10	15	19	19t	22	26t	26	24
Lawrence	JAX	9	15	25	13	22	18	21	25	23	25
Flacco	CLE-CIN	5	10	23	17	26	19t	24	21t	20	26
*C. Ward	TEN	4	11	26	18	27	31t	27	11t	9	27

# 2025 NATIONAL FOOTBALL LEAGUE

## NFL FOURTH-QUARTER PASSING LEADERS

RANK	PLAYER	TEAM	ATT	COMP	COMP%	YDS	YPA	TD	TD%	INT	INT%	RATING
1	Stafford	LAR	83	57	68.7%	773	9.31	8	9.6%	0	0.0%	130.2
2	Daniels	WAS	38	27	71.1%	295	7.76	4	10.5%	0	0.0%	128.7
3	Browning	CIN	38	27	71.1%	288	7.58	4	10.5%	1	2.6%	117.0
4	Purdy	SF	33	24	72.7%	288	8.73	3	9.1%	1	3.0%	116.7
5	Allen	BUF	100	73	73.0%	943	9.43	6	6.0%	2	2.0%	113.9
6	G. Smith	LV	107	81	75.7%	851	7.95	7	6.5%	2	1.9%	112.3
7	L. Jackson	BAL	46	29	63.0%	397	8.63	4	8.7%	1	2.2%	110.5
8	Rodgers	PIT	89	61	68.5%	597	6.71	8	9.0%	2	2.2%	107.7
9	Hurts	PHI	98	64	65.3%	809	8.26	6	6.1%	1	1.0%	107.1
10	Brissett	ARI	82	54	65.9%	571	6.96	5	6.1%	0	0.0%	106.3
11	Fields	NYJ	66	42	63.6%	454	6.88	4	6.1%	0	0.0%	104.0
12	Goff	DET	90	54	60.0%	547	6.08	7	7.8%	0	0.0%	103.3
13	Ca. Williams	CHI	83	48	57.8%	684	8.24	5	6.0%	1	1.2%	99.7
14	Mahomes	KC	102	57	55.9%	787	7.72	8	7.8%	2	2.0%	98.8
15	Love	GB	93	56	60.2%	640	6.88	6	6.5%	1	1.1%	98.0
16	Murray	ARI	35	23	65.7%	204	5.83	3	8.6%	1	2.9%	97.8
17	Wentz	MIN	56	35	62.5%	412	7.36	3	5.4%	1	1.8%	95.2
18	Cousins	ATL	47	28	59.6%	292	6.21	2	4.3%	0	0.0%	91.8
19	Maye	NE	87	57	65.5%	673	7.74	2	2.3%	1	1.1%	91.8
20	Herbert	LAC	84	55	65.5%	584	6.95	4	4.8%	2	2.4%	91.6
21	Wilson	NYG	44	23	52.3%	319	7.25	2	4.5%	0	0.0%	91.0
22	Stroud	HOU	73	42	57.5%	480	6.58	5	6.8%	2	2.7%	88.8
23	D. Jones	IND	77	48	62.3%	514	6.68	4	5.2%	2	2.6%	88.3
24	Nix	DEN	123	75	61.0%	782	6.36	7	5.7%	3	2.4%	88.2
25	Prescott	DAL	121	81	66.9%	840	6.94	5	4.1%	4	3.3%	86.8
26	Young	CAR	109	65	59.6%	655	6.01	7	6.4%	3	2.8%	86.8
27	Mayfield	TB	115	69	60.0%	710	6.17	4	3.5%	1	0.9%	85.8
28	Jones	SF	77	52	67.5%	579	7.52	4	5.2%	4	5.2%	85.4
29	Mariota	WAS	57	30	52.6%	387	6.79	3	5.3%	1	1.8%	84.5
30	Darnold	SEA	69	45	65.2%	538	7.80	2	2.9%	3	4.3%	80.5
31	D. Mills	HOU	50	27	54.0%	237	4.74	2	4.0%	0	0.0%	80.2
32	T. Taylor	NYJ	59	35	59.3%	360	6.10	3	5.1%	2	3.4%	79.8
33	*Gabriel	CLE	63	35	55.6%	282	4.48	2	3.2%	0	0.0%	77.6
34	Penix	ATL	65	34	52.3%	417	6.42	1	1.5%	0	0.0%	77.5
35	*Shough	NO	79	50	63.3%	459	5.81	2	2.5%	2	2.5%	76.9
36	Flacco	CLE-CIN	153	88	57.5%	866	5.66	5	3.3%	3	2.0%	76.3
37	*C. Ward	TEN	163	104	63.8%	895	5.49	4	2.5%	4	2.5%	76.1
38	McCarthy	MIN	48	25	52.1%	311	6.48	4	8.3%	3	6.3%	74.2
39	Lawrence	JAX	97	52	53.6%	576	5.94	4	4.1%	3	3.1%	72.4
40	Rattler	NO	70	43	61.4%	357	5.10	2	2.9%	2	2.9%	72.1
41	Tagovailoa	MIA	90	58	64.4%	588	6.53	5	5.6%	7	7.8%	69.1
42	*Dart	NYG	58	32	55.2%	373	6.43	2	3.4%	3	5.2%	64.8

# 2025 NATIONAL FOOTBALL LEAGUE

## NFL THIRD-DOWN PASSING LEADERS

RANK	PLAYER	TEAM	ATT	COMP	COMP%	YDS	YPA	TD	TD%	INT	INT%	RATING
1	Brissett	ARI	61	43	70.5%	549	9.00	3	4.9%	1	1.6%	107.9
2	Hurts	PHI	89	60	67.4%	838	9.42	2	2.2%	0	0.0%	105.0
3	Goff	DET	100	62	62.0%	686	6.86	9	9.0%	2	2.0%	104.0
4	Stroud	HOU	67	47	70.1%	472	7.04	4	6.0%	1	1.5%	103.6
5	Ca. Williams	CHI	101	63	62.4%	824	8.16	7	6.9%	2	2.0%	102.9
6	Maye	NE	102	67	65.7%	935	9.17	6	5.9%	3	2.9%	102.4
7	Jones	SF	70	42	60.0%	483	6.90	7	10.0%	2	2.9%	102.3
8	D. Jones	IND	84	55	65.5%	744	8.86	2	2.4%	1	1.2%	96.5
9	Prescott	DAL	117	76	65.0%	906	7.74	4	3.4%	1	0.9%	96.3
10	Allen	BUF	81	54	66.7%	729	9.00	4	4.9%	3	3.7%	96.2
11	Love	GB	98	57	58.2%	877	8.95	4	4.1%	2	2.0%	92.9
12	*Dart	NYG	65	40	61.5%	453	6.97	3	4.6%	1	1.5%	91.4
13	Rodgers	PIT	82	50	61.0%	534	6.51	5	6.1%	2	2.4%	90.2
14	Mayfield	TB	97	52	53.6%	563	5.80	6	6.2%	1	1.0%	87.3
15	Darnold	SEA	88	55	62.5%	676	7.68	4	4.5%	3	3.4%	87.1
16	Nix	DEN	127	75	59.1%	905	7.13	5	3.9%	3	2.4%	84.3
17	Stafford	LAR	93	47	50.5%	584	6.28	5	5.4%	1	1.1%	83.8
18	Rattler	NO	63	36	57.1%	303	4.81	3	4.8%	1	1.6%	79.0
19	Herbert	LAC	107	64	59.8%	709	6.63	7	6.5%	6	5.6%	78.0
20	G. Smith	LV	95	62	65.3%	707	7.44	2	2.1%	4	4.2%	77.0
21	Mahomes	KC	95	54	56.8%	680	7.16	4	4.2%	4	4.2%	75.8
22	Young	CAR	92	53	57.6%	474	5.15	3	3.3%	2	2.2%	73.4
23	L. Jackson	BAL	57	30	52.6%	373	6.54	1	1.8%	1	1.8%	71.7
24	Penix	ATL	70	35	50.0%	388	5.54	1	1.4%	0	0.0%	71.6
25	Lawrence	JAX	98	54	55.1%	701	7.15	3	3.1%	5	5.1%	66.8
26	*C. Ward	TEN	103	52	50.5%	638	6.19	1	1.0%	2	1.9%	65.1
27	Flacco	CLE-CIN	103	53	51.5%	625	6.07	1	1.0%	3	2.9%	61.3
28	Tagovailoa	MIA	80	47	58.8%	567	7.09	2	2.5%	6	7.5%	57.7

# 2025 NATIONAL FOOTBALL LEAGUE

## NFL LEADING RUSHERS

RANK	PLAYER	TEAM	ATT	YDS	AVG	LONG	TD
1	Taylor	IND	226	1282	5.7	83t	15
2	Cook	BUF	231	1228	5.3	64t	8
3	Achane	MIA	186	1034	5.6	59t	6
4	Gibbs	DET	175	1019	5.8	78t	10
5	B. Robinson	ATL	195	995	5.1	81t	5
6	J. Williams	DAL	198	955	4.8	66	8
7	Henry	BAL	197	931	4.7	59	10
8	Dowdle	CAR	192	929	4.8	53	5
9	K. Williams	LAR	183	868	4.7	34	7
10	McCaffrey	SF	237	849	3.6	20	8
11	Etienne	JAX	181	843	4.7	71	5
12	Hall	NYJ	187	834	4.5	35	3
13	Swift	CHI	160	774	4.8	25	5
14	Dobbins	DEN	153	772	5.0	41	4
15	*Judkins	CLE	196	758	3.9	46t	7
16	Barkley	PHI	198	740	3.7	65t	4
17	Walker	SEA	160	733	4.6	31	4
18	Jacobs	GB	186	731	3.9	29	11
19	C. Brown	CIN	160	704	4.4	37	2
20	J. Warren	PIT	151	639	4.2	37	4
21	*Jeanty	LV	181	635	3.5	64t	4
22	*Henderson	NE	129	625	4.8	69t	5
23	*Monangai	CHI	121	591	4.9	39	5
24	Pollard	TEN	150	582	3.9	21	2
25	Mason	MIN	122	578	4.7	24	5
26t	Montgomery	DET	123	543	4.4	72	6
26t	Vidal	LAC	121	543	4.5	59t	3
28	*Croskey-Merritt	WAS	118	518	4.4	42	4
29	Hunt	KC	130	515	4.0	33	7
30	*Marks	HOU	134	486	3.6	23	2
31	Kamara	NO	131	471	3.6	18t	1
32	Chubb	HOU	114	469	4.1	27t	3
33	Charbonnet	SEA	125	437	3.5	30	8
34	Tracy	NYG	113	434	3.8	31t	1
35	Hubbard	CAR	111	433	3.9	14	1
36	Corum	LAR	89	422	4.7	34	2
37	White	TB	106	421	4.0	16	4
38	*Skattebo	NYG	101	410	4.1	24	5
39	Allen (QB)	BUF	78	409	5.2	40	11
40	Fields (QB)	NYJ	71	383	5.4	43t	4
41	Gainwell	PIT	76	356	4.7	55	3
42	Herbert (QB)	LAC	57	353	6.2	41	1
43	Mahomes (QB)	KC	55	348	6.3	22	4
44	Pacheco	KC	81	345	4.3	16	1
45	Allgeier	ATL	97	344	3.5	21t	8
46	Wilson	GB	85	341	4.0	15	3
47	*Dart (QB)	NYG	61	337	5.5	24t	7
48	Hurts (QB)	PHI	84	329	3.9	29	8
49	B. Robinson	SF	72	328	4.6	19	2
50	Stevenson	NE	101	324	3.2	22	3

# 2025 NATIONAL FOOTBALL LEAGUE

## NFL THIRD-AND-ONE RUSHING LEADERS

RANK	PLAYER	TEAM	ATT	FD	PCT
1t	J. Warren	PIT	9	9	100.0%
1t	D. Jones (QB)	IND	7	7	100.0%
1t	Hall	NYJ	6	6	100.0%
1t	Tucker	TB	6	6	100.0%
1t	Nix (QB)	DEN	5	5	100.0%
1t	Brissett (QB)	ARI	4	4	100.0%
1t	*Croskey-Merritt	WAS	4	4	100.0%
1t	Rattler (QB)	NO	4	4	100.0%
1t	Vidal	LAC	4	4	100.0%
1t	M. Carter	ARI	3	3	100.0%
1t	Montgomery	DET	3	3	100.0%
1t	Perine	CIN	3	3	100.0%
13t	Fields (QB)	NYJ	9	8	88.9%
13t	Herbert (QB)	LAC	9	8	88.9%
15t	White	TB	8	7	87.5%
15t	K. Williams	LAR	8	7	87.5%
17	Swift	CHI	7	6	85.7%
18t	Barner (TE)	SEA	6	5	83.3%
18t	*Gordon	MIA	6	5	83.3%
20t	Allen (QB)	BUF	10	8	80.0%
20t	C. Brown	CIN	5	4	80.0%
20t	Charbonnet	SEA	5	4	80.0%
20t	Knight	ARI	5	4	80.0%
20t	Lawrence (QB)	JAX	5	4	80.0%
25	Hunt	KC	17	13	76.5%
26t	Taylor	IND	8	6	75.0%
26t	Cook	BUF	4	3	75.0%
26t	Gibbs	DET	4	3	75.0%
26t	*Hampton	LAC	4	3	75.0%
26t	J. Williams	DAL	4	3	75.0%
31	McCaffrey	SF	11	8	72.7%
32	Jones (QB)	SF	7	5	71.4%
33t	Jacobs	GB	12	8	66.7%
33t	Andrews (TE)	BAL	6	4	66.7%
33t	Hill (TE)	NO	6	4	66.7%
33t	Maye (QB)	NE	6	4	66.7%
37	G. Smith (QB)	LV	8	5	62.5%
38t	Henry	BAL	10	6	60.0%
38t	Chubb	HOU	5	3	60.0%
38t	Wilson	GB	5	3	60.0%
41	Mason	MIN	7	4	57.1%
42t	Allgeier	ATL	9	5	55.6%
42t	Rodriguez	WAS	9	5	55.6%
44t	Hurts (QB)	PHI	11	6	54.5%
44t	*Judkins	CLE	11	6	54.5%
46t	*Marks	HOU	8	4	50.0%
46t	*Jeanty	LV	6	3	50.0%
46t	B. Robinson	ATL	6	3	50.0%
46t	Ca. Williams (QB)	CHI	6	3	50.0%

# 2025 NATIONAL FOOTBALL LEAGUE

## NFL LEADERS IN RECEPTIONS

RANK	PLAYER	TEAM	REC	YDS	AVG	LONG	TD
1	McBride (TE)	ARI	88	879	10.0	31	8
2t	Nacua	LAR	86	1019	11.8	39t	4
2t	Chase	CIN	86	971	11.3	64t	5
4	McCaffrey (RB)	SF	85	806	9.5	39	5
5	Smith-Njigba	SEA	82	1336	16.3	63t	7
6	St. Brown	DET	75	884	11.8	34	9
7t	Pickens	DAL	73	1142	15.6	45	8
7t	Robinson	NYG	73	828	11.3	50	3
7t	Olave	NO	73	781	10.7	62t	5
10	Ferguson (TE)	DAL	70	496	7.1	26t	7
11	Diggs	NE	64	705	11.0	33	3
12	Jefferson	MIN	62	799	12.9	50	2
13t	D. London	ATL	60	810	13.5	43	6
13t	D. Smith	PHI	60	802	13.4	79t	3
13t	Flowers	BAL	60	767	12.8	56	1
13t	Allen	LAC	60	622	10.4	31	4
13t	Pittman	IND	60	620	10.3	27t	7
18t	Kelce (TE)	KC	59	719	12.2	44	5
18t	Schultz (TE)	HOU	59	552	9.4	47	1
20t	*Warren (TE)	IND	58	684	11.8	41	4
20t	McConkey	LAC	58	683	11.8	58	5
20t	Samuel	WAS	58	534	9.2	38	5
23t	*McMillan	CAR	57	826	14.5	43t	6
23t	Collins	HOU	57	795	13.9	54	4
25t	A. Brown	PHI	56	699	12.5	45	6
25t	Pitts (TE)	ATL	56	541	9.7	26	1
27	Shakir	BUF	55	569	10.3	54t	3
28t	B. Robinson (RB)	ATL	54	594	11.0	69	2
28t	Johnson (TE)	NO	54	576	10.7	52	3
28t	Achane (RB)	MIA	54	370	6.9	29t	4
31t	*Egbuka	TB	52	791	15.2	77t	6
31t	Waddle	MIA	52	762	14.7	46t	5
31t	Adams	LAR	52	689	13.3	44t	14
34t	Lamb	DAL	51	744	14.6	74t	3
34t	Meyers	LV-JAX	51	597	11.7	50	2
34t	*Fannin (TE)	CLE	51	505	9.9	34t	3
34t	Gibbs (RB)	DET	51	397	7.8	42	3
38t	Sutton	DEN	50	711	14.2	52t	5
38t	Mi. Wilson	ARI	50	570	11.4	50	1
40t	Bowers (TE)	LV	49	573	11.7	38	5
40t	Ertz (TE)	WAS	49	493	10.1	30	4
42t	Shaheed	NO-SEA	48	536	11.2	87t	2
42t	Franklin	DEN	48	530	11.0	42	5
42t	C. Brown (RB)	CIN	48	287	6.0	21	1
45t	Henry (TE)	NE	45	610	13.6	36	5
45t	Metcalf	PIT	45	605	13.4	80t	5
45t	Doubs	GB	45	542	12.0	48	5
48t	Odunze	CHI	44	661	15.0	37	6
48t	Tucker	LV	44	550	12.5	61t	5
48t	Hockenson (TE)	MIN	44	358	8.1	29	2
48t	Gainwell (RB)	PIT	44	259	5.9	28	2

# 2025 NATIONAL FOOTBALL LEAGUE

## NFL RECEIVING YARDAGE LEADERS

RANK	PLAYER	TEAM	YDS	REC	AVG	LONG	TD
1	Smith-Njigba	SEA	1336	82	16.3	63t	7
2	Pickens	DAL	1142	73	15.6	45	8
3	Nacua	LAR	1019	86	11.8	39t	4
4	Chase	CIN	971	86	11.3	64t	5
5	St. Brown	DET	884	75	11.8	34	9
6	McBride (TE)	ARI	879	88	10.0	31	8
7	Robinson	NYG	828	73	11.3	50	3
8	*McMillan	CAR	826	57	14.5	43t	6
9	D. London	ATL	810	60	13.5	43	6
10	McCaffrey (RB)	SF	806	85	9.5	39	5
11	D. Smith	PHI	802	60	13.4	79t	3
12	Jefferson	MIN	799	62	12.9	50	2
13	Collins	HOU	795	57	13.9	54	4
14	*Egbuka	TB	791	52	15.2	77t	6
15	Olave	NO	781	73	10.7	62t	5
16	Flowers	BAL	767	60	12.8	56	1
17	Waddle	MIA	762	52	14.7	46t	5
18	Lamb	DAL	744	51	14.6	74t	3
19	Kelce (TE)	KC	719	59	12.2	44	5
20	Sutton	DEN	711	50	14.2	52t	5
21	J. Williams	DET	706	38	18.6	64	6
22	Diggs	NE	705	64	11.0	33	3
23	A. Brown	PHI	699	56	12.5	45	6
24t	Adams	LAR	689	52	13.3	44t	14
24t	Pierce	IND	689	33	20.9	50	2
26	*Warren (TE)	IND	684	58	11.8	41	4
27	McConkey	LAC	683	58	11.8	58	5
28	Odunze	CHI	661	44	15.0	37	6
29	Allen	LAC	622	60	10.4	31	4
30	Pittman	IND	620	60	10.3	27t	7
31	Henry (TE)	NE	610	45	13.6	36	5
32	Metcalf	PIT	605	45	13.4	80t	5
33	Meyers	LV-JAX	597	51	11.7	50	2
34t	Harrison	ARI	594	40	14.8	45	4
34t	B. Robinson (RB)	ATL	594	54	11.0	69	2
36	Johnson (TE)	NO	576	54	10.7	52	3
37	Higgins	CIN	575	40	14.4	44t	7
38	Bowers (TE)	LV	573	49	11.7	38	5
39	Mi. Wilson	ARI	570	50	11.4	50	1
40	Shakir	BUF	569	55	10.3	54t	3
41	Schultz (TE)	HOU	552	59	9.4	47	1
42	Tucker	LV	550	44	12.5	61t	5
43	Doubs	GB	542	45	12.0	48	5
44	Pitts (TE)	ATL	541	56	9.7	26	1
45	Shaheed	NO-SEA	536	48	11.2	87t	2
46t	*Gadsden (TE)	LAC	534	38	14.1	53	2
46t	Samuel	WAS	534	58	9.2	38	5
48	Franklin	DEN	530	48	11.0	42	5
49	Johnston	LAC	525	40	13.1	60t	7
50	*Fannin (TE)	CLE	505	51	9.9	34t	3

# 2025 NATIONAL FOOTBALL LEAGUE

## NFL THIRD-DOWN RECEIVING LEADERS

RANK	PLAYER	TEAM	REC	YDS	AVG	LONG	TD
1	Allen	LAC	26	289	11.1	31	1
2t	D. Smith	PHI	21	344	16.4	52	0
2t	Sutton	DEN	21	341	16.2	34	2
2t	Robinson	NYG	21	265	12.6	50	1
2t	McCaffrey (RB)	SF	21	235	11.2	29	2
6t	Pickens	DAL	20	322	16.1	45	1
6t	Chase	CIN	20	264	13.2	64t	2
6t	Nacua	LAR	20	264	13.2	31	0
6t	Olave	NO	20	238	11.9	62t	3
10t	Meyers	LV-JAX	18	183	10.2	25	2
10t	Schultz (TE)	HOU	18	175	9.7	20	1
12t	A. Brown	PHI	17	248	14.6	45	1
12t	McBride (TE)	ARI	17	195	11.5	26	2
12t	*McMillan	CAR	17	180	10.6	29	1
12t	Diggs	NE	17	168	9.9	24	1
12t	St. Brown	DET	17	159	9.4	25	5
17t	Odunze	CHI	16	265	16.6	37	3
17t	Smith-Njigba	SEA	16	265	16.6	63t	1
17t	T. Johnson (TE)	NYG	16	254	15.9	41t	2
17t	Lamb	DAL	16	248	15.5	48	1
17t	Jennings	SF	16	231	14.4	42t	3
17t	Gainwell (RB)	PIT	16	95	5.9	20	0
23t	Johnson (TE)	NO	15	208	13.9	52	2
23t	Downs	IND	15	169	11.3	34	1
23t	Pitts (TE)	ATL	15	157	10.5	26	0
23t	Shakir	BUF	15	141	9.4	44	0
23t	Zaccheaus	CHI	15	123	8.2	14	0
23t	Ferguson (TE)	DAL	15	116	7.7	19	0
29t	J. Williams	DET	14	257	18.4	44t	4
29t	*Fannin (TE)	CLE	14	151	10.8	24	0
29t	Collins	HOU	14	149	10.6	21	1
32t	Flowers	BAL	13	149	11.5	39	0
32t	Henry (TE)	NE	13	138	10.6	17	0
32t	Mi. Wilson	ARI	13	130	10.0	34	0
32t	Shepard	TB	13	98	7.5	16	0
36t	*Egbuka	TB	12	209	17.4	57	3
36t	Jefferson	MIN	12	173	14.4	38	1
36t	Higgins	CIN	12	169	14.1	42t	1
36t	Adams	LAR	12	168	14.0	29	2
36t	McConkey	LAC	12	157	13.1	58	2
36t	Jeudy	CLE	12	151	12.6	26	0
36t	M. Washington	MIA	12	111	9.3	19	0
36t	Barner (TE)	SEA	12	99	8.3	19	1
44t	Harrison	ARI	11	192	17.5	35	0
44t	Waddle	MIA	11	162	14.7	45	0
44t	Mims	DEN	11	130	11.8	31	0
44t	*Loveland (TE)	CHI	11	120	10.9	24	2
44t	*Warren (TE)	IND	11	102	9.3	19	1
44t	Pittman	IND	11	97	8.8	14	0
44t	Kittle (TE)	SF	11	95	8.6	17t	4
44t	Smith (TE)	PIT	11	92	8.4	21	1
44t	Gibbs (RB)	DET	11	79	7.2	33	0

# 2025 NATIONAL FOOTBALL LEAGUE

## NFL LEADING SCORERS (NON-KICKING)

RANK	PLAYER	TEAM	POS	TOUCHDOWNS					X2	PTS
				TOTAL	RUSH	REC	RET	KOREC		
1	Taylor	IND	RB	17	15	2	0	0	1	104
2	Adams	LAR	WR	14	0	14	0	0	0	84
3t	Gibbs	DET	RB	13	10	3	0	0	0	78
3t	McCaffrey	SF	RB	13	8	5	0	0	0	78
5t	Allen	BUF	QB	11	11	0	0	0	0	66
5t	Jacobs	GB	RB	11	11	0	0	0	0	66
7t	Achane	MIA	RB	10	6	4	0	0	0	60
7t	Henry	BAL	RB	10	10	0	0	0	0	60
7t	J. Williams	DAL	RB	10	8	2	0	0	0	60
7t	K. Williams	LAR	RB	10	7	3	0	0	0	60
11t	Cook	BUF	RB	9	8	1	0	0	0	54
11t	St. Brown	DET	WR	9	0	9	0	0	0	54
13	Pickens	DAL	WR	8	0	8	0	0	1	50
14t	Allgeier	ATL	RB	8	8	0	0	0	0	48
14t	Charbonnet	SEA	RB	8	8	0	0	0	0	48
14t	*Harvey	DEN	RB	8	4	4	0	0	0	48
14t	Hunt	KC	RB	8	7	1	0	0	0	48
14t	Hurts	PHI	QB	8	8	0	0	0	0	48
14t	*Jeanty	LV	RB	8	4	4	0	0	0	48
14t	McBride	ARI	TE	8	0	8	0	0	0	48
21t	Higgins	CIN	WR	7	0	7	0	0	1	44
21t	*Judkins	CLE	RB	7	7	0	0	0	1	44
21t	Pittman	IND	WR	7	0	7	0	0	1	44
21t	B. Robinson	ATL	RB	7	5	2	0	0	1	44
21t	*Skattebo	NYG	RB	7	5	2	0	0	1	44
26t	*Dart	NYG	QB	7	7	0	0	0	0	42
26t	Etienne	JAX	RB	7	5	2	0	0	0	42
26t	Ferguson	DAL	TE	7	0	7	0	0	0	42
26t	Goedert	PHI	TE	7	0	7	0	0	0	42
26t	Johnston	LAC	WR	7	0	7	0	0	0	42
26t	Smith-Njigba	SEA	WR	7	0	7	0	0	0	42
32t	*Egbuka	TB	WR	6	0	6	0	0	1	38
32t	D. London	ATL	WR	6	0	6	0	0	1	38
32t	Montgomery	DET	RB	6	6	0	0	0	1	38
32t	Rice	KC	WR	6	1	5	0	0	1	38
36t	Andrews	BAL	TE	6	1	5	0	0	0	36
36t	Barkley	PHI	RB	6	4	2	0	0	0	36
36t	Boutte	NE	WR	6	0	6	0	0	0	36
36t	A. Brown	PHI	WR	6	0	6	0	0	0	36
36t	Dowdle	CAR	RB	6	5	1	0	0	0	36
36t	Franklin	DEN	WR	5	0	5	0	0	3	36
36t	*Henderson	NE	RB	6	5	1	0	0	0	36
36t	*Horton	SEA	WR	6	0	5	1	0	0	36
36t	Kraft	GB	TE	6	0	6	0	0	0	36
36t	*McMillan	CAR	WR	6	0	6	0	0	0	36
36t	Metcalf	PIT	WR	6	1	5	0	0	0	36

# 2025 NATIONAL FOOTBALL LEAGUE

---

## NFL LEADING SCORERS (NON-KICKING)

RANK	PLAYER	TEAM	POS	TOUCHDOWNS					X2	PTS
				TOTAL	RUSH	REC	RET	KOREC		
36t	Odunze	CHI	WR	6	0	6	0	0	0	36
36t	Samuel	WAS	WR	6	1	5	0	0	0	36
36t	Swift	CHI	RB	6	5	1	0	0	0	36
36t	J. Williams	DET	WR	6	0	6	0	0	0	36

# 2025 NATIONAL FOOTBALL LEAGUE

## NFL LEADING SCORERS (KICKING)

RANK	PLAYER	TEAM	PAT	FG	FG%	LONG	PTS
1	Myers	SEA	38/38	28/33	84.8%	57	122
2t	*Borregales	NE	36/38	23/26	88.5%	53	105
2t	Dicker	LAC	27/27	26/28	92.9%	59	105
4	Aubrey	DAL	37/38	22/24	91.7%	64	103
5	Fairbairn	HOU	16/16	27/30	90.0%	57	97
6	McPherson	CIN	27/27	23/26	88.5%	63	96
7	*Loop	BAL	29/30	22/24	91.7%	52	95
8	Butker	KC	28/32	21/24	87.5%	59	91
9	McLaughlin	TB	23/24	22/26	84.6%	65	89
10	Bates	DET	40/42	16/20	80.0%	59	88
11t	Boswell	PIT	30/30	19/22	86.4%	60	87
11t	Patterson	MIA	24/25	21/23	91.3%	49	87
13	C. Little	JAX	29/30	19/23	82.6%	68	86
14	Prater	BUF	34/37	17/19	89.5%	52	85
15t	Folk	NYJ	18/18	22/23	95.7%	58	84
15t	Lutz	DEN	27/27	19/22	86.4%	57	84
15t	Pineiro	SF	18/22	22/22	100.0%	59	84
18t	Reichard	MIN	19/19	21/23	91.3%	62	82
18t	Santos	CHI	28/28	18/22	81.8%	54	82
20	Ryland	ARI	27/27	18/23	78.3%	57	81
21t	*Fitzgerald	CAR	20/23	19/22	86.4%	57	77
21t	Gay	WAS-SF	26/26	17/23	73.9%	56	77
23	Slye	TEN	13/14	21/26	80.8%	57	76
24	Grupe	NO	15/15	18/26	69.2%	54	69
25	McManus	GB	22/23	15/21	71.4%	56	67
26t	Elliott	PHI	30/31	12/16	75.0%	58	66
26t	Szmyt	CLE	18/19	16/19	84.2%	55	66
28	Carlson	LV	15/16	16/21	76.2%	54	63
29t	Karty	LAR	23/26	10/15	66.7%	51	53
29t	Shrader	IND	14/14	13/14	92.9%	52	53
31	Badgley	IND	18/21	10/11	90.9%	53	48
32	Romo	ATL	12/13	11/14	78.6%	54	45
33	Moody	SF-CHI-WAS	7/7	11/14	78.6%	48	40
34	Gano	NYG	9/9	9/10	90.0%	55	36
35	Gonzalez	ATL	9/9	7/8	87.5%	56	30
36	Koo	ATL-NYG	10/11	6/7	85.7%	44	28
37	Mevis	NYJ-LAR	17/17	2/2	100.0%	52	23
38t	Havrisik	GB	7/9	4/4	100.0%	61	19
38t	Wright	TEN-WAS-HOU	4/4	5/5	100.0%	46	19
40	McAtamney	NYG	9/12	2/2	100.0%	31	15
41	Smyth	NO	0/0	1/1	100.0%	56	3
42	Gillan	NYG	0/1	0/0	---	---	0

# 2025 NATIONAL FOOTBALL LEAGUE

## NFL TOUCHBACKS ON KICKOFFS

RANK	PLAYER	TEAM	TB
1	Evans	LAR	22
2t	Aubrey	DAL	15
2t	C. Little	JAX	15
4	Lutz	DEN	14
5t	Borregales	NE	13
5t	Gay	WAS-SF	13
7t	Dicker	LAC	12
7t	Fairbairn	HOU	12
7t	McManus	GB	12
7t	Slye	TEN	12
11t	Karty	LAR	11
11t	Myers	SEA	11
11t	Ryland	ARI	11
11t	Santos	CHI	11
15t	Bates	DET	10
15t	Butker	KC	10
15t	Pinion	ATL	10
18t	Fitzgerald	CAR	9
18t	Grupe	NO	9
18t	McPherson	CIN	9
21t	Elliott	PHI	8
21t	Patterson	MIA	8
21t	Prater	BUF	8
24	Reichard	MIN	7
25t	Folk	NYJ	6
25t	Loop	BAL	6
25t	Moody	SF-CHI-WAS	6
25t	Pineiro	SF	6
25t	Szmyt	CLE	6
30t	Carlson	LV	5
30t	Gonzalez	ATL	5
30t	Havrisik	GB	5
33t	Gillan	NYG	4
33t	McLaughlin	TB	4
35t	Boswell	PIT	3
35t	Koo	ATL-NYG	3
35t	McNamara	NYJ	3
38t	McAtamney	NYG	2
38t	Mevis	NYJ-LAR	2
38t	Sanchez	IND	2
38t	Shrader	IND	2
38t	Wright	TEN-WAS-HOU	2
43t	Badgley	IND	1
43t	Morstead	SF	1
43t	Smyth	NO	1

# 2025 NATIONAL FOOTBALL LEAGUE

## NFL MOST YARDS FROM SCRIMMAGE

RANK	PLAYER	TEAM	POS	TOTAL			RUSHING			RECEIVING		
				YDS	PLAYS	AVG	YDS	ATT	AVG	YDS	ATT	AVG
1	McCaffrey	SF	RB	1655	322	5.1	849	237	3.6	806	85	9.5
2	B. Robinson	ATL	RB	1589	249	6.4	995	195	5.1	594	54	11.0
3	Taylor	IND	RB	1586	261	6.1	1282	226	5.7	304	35	8.7
4	Cook	BUF	RB	1464	258	5.7	1228	231	5.3	236	27	8.7
5	Gibbs	DET	RB	1416	226	6.3	1019	175	5.8	397	51	7.8
6	Achane	MIA	RB	1404	240	5.9	1034	186	5.6	370	54	6.9
7	Smith-Njigba	SEA	WR	1373	88	15.6	37	6	6.2	1336	82	16.3
8	Dowdle	CAR	RB	1183	221	5.4	929	192	4.8	254	29	8.8
9	Hall	NYJ	RB	1143	217	5.3	834	187	4.5	309	30	10.3
10	Pickens	DAL	WR	1142	73	15.6	0	0	---	1142	73	15.6
11	Nacua	LAR	WR	1092	92	11.9	73	6	12.2	1019	86	11.8
12	J. Williams	DAL	RB	1083	229	4.7	955	198	4.8	128	31	4.1
13	Henry	BAL	RB	1073	211	5.1	931	197	4.7	142	14	10.1
14	K. Williams	LAR	RB	1052	207	5.1	868	183	4.7	184	24	7.7
15	Etienne	JAX	RB	1016	206	4.9	843	181	4.7	173	25	6.9
16	Swift	CHI	RB	1011	185	5.5	774	160	4.8	237	25	9.5
17	Barkley	PHI	RB	999	233	4.3	740	198	3.7	259	35	7.4
18	C. Brown	CIN	RB	991	208	4.8	704	160	4.4	287	48	6.0
19	Chase	CIN	WR	977	88	11.1	6	2	3.0	971	86	11.3
20	Jacobs	GB	RB	976	215	4.5	731	186	3.9	245	29	8.4
21	Walker	SEA	RB	908	180	5.0	733	160	4.6	175	20	8.8
22	St. Brown	DET	WR	893	78	11.4	9	3	3.0	884	75	11.8
23	*Jeanty	LV	RB	886	224	4.0	635	181	3.5	251	43	5.8
24	McBride	ARI	TE	879	88	10.0	0	0	---	879	88	10.0
25	J. Warren	PIT	RB	867	178	4.9	639	151	4.2	228	27	8.4
26	*Judkins	CLE	RB	846	213	4.0	758	196	3.9	88	17	5.2
27	Robinson	NYG	WR	830	75	11.1	2	2	1.0	828	73	11.3
28	*McMillan	CAR	WR	826	57	14.5	0	0	---	826	57	14.5
29	*Henderson	NE	RB	824	161	5.1	625	129	4.8	199	32	6.2
30t	Collins	HOU	WR	810	59	13.7	15	2	7.5	795	57	13.9
30t	D. London	ATL	WR	810	60	13.5	0	0	---	810	60	13.5
32t	Dobbins	DEN	RB	809	164	4.9	772	153	5.0	37	11	3.4
32t	Flowers	BAL	WR	809	68	11.9	42	8	5.3	767	60	12.8
34	Jefferson	MIN	WR	803	63	12.7	4	1	4.0	799	62	12.9
35	D. Smith	PHI	WR	802	60	13.4	0	0	---	802	60	13.4
36	*Egbuka	TB	WR	800	54	14.8	9	2	4.5	791	52	15.2
37	Olave	NO	WR	778	74	10.5	-3	1	-3.0	781	73	10.7
38	Waddle	MIA	WR	762	52	14.7	0	0	---	762	52	14.7
39	Pollard	TEN	RB	753	177	4.3	582	150	3.9	171	27	6.3
40	Lamb	DAL	WR	746	52	14.3	2	1	2.0	744	51	14.6
41	Kelce	KC	TE	720	60	12.0	1	1	1.0	719	59	12.2
42t	Sutton	DEN	WR	711	50	14.2	0	0	---	711	50	14.2
42t	J. Williams	DET	WR	711	43	16.5	5	5	1.0	706	38	18.6
44	Diggs	NE	WR	705	64	11.0	0	0	---	705	64	11.0
45	A. Brown	PHI	WR	699	56	12.5	0	0	---	699	56	12.5
46	Montgomery	DET	RB	694	143	4.9	543	123	4.4	151	20	7.6
47	*Warren	IND	TE	690	63	11.0	6	5	1.2	684	58	11.8
48t	Adams	LAR	WR	689	52	13.3	0	0	---	689	52	13.3
48t	Pierce	IND	WR	689	33	20.9	0	0	---	689	33	20.9
50	*Monangai	CHI	RB	688	131	5.3	591	121	4.9	97	10	9.7

# 2025 NATIONAL FOOTBALL LEAGUE

## NFL LEADERS IN FIRST DOWNS

RANK	PLAYER	TEAM	POS	TOTAL	RUSH	REC
1	McCaffrey	SF	RB	96	54	42
2	Taylor	IND	RB	77	65	12
3	B. Robinson	ATL	RB	68	45	23
4	Gibbs	DET	RB	64	46	18
5	Achane	MIA	RB	63	46	17
6t	Cook	BUF	RB	61	53	8
6t	Smith-Njigba	SEA	WR	61	2	59
6t	K. Williams	LAR	RB	61	53	8
9	Pickens	DAL	WR	60	0	60
10	Dowdle	CAR	RB	58	45	13
11t	Hall	NYJ	RB	57	46	11
11t	J. Williams	DAL	RB	57	50	7
13	Nacua	LAR	WR	54	3	51
14	Swift	CHI	RB	53	44	9
15t	Jacobs	GB	RB	50	43	7
15t	*Judkins	CLE	RB	50	46	4
15t	J. Warren	PIT	RB	50	40	10
18t	C. Brown	CIN	RB	49	39	10
18t	Henry	BAL	RB	49	45	4
18t	Hunt	KC	RB	49	42	7
21	Chase	CIN	WR	48	0	48
22	McBride	ARI	TE	47	0	47
23t	*McMillan	CAR	WR	46	0	46
23t	St. Brown	DET	WR	46	1	45
25	Adams	LAR	WR	44	0	44
26t	Etienne	JAX	RB	43	35	8
26t	Walker	SEA	RB	43	35	8
28	*Jeanty	LV	RB	42	31	11
29	White	TB	RB	40	32	8
30t	Allen	LAC	WR	39	0	39
30t	Barkley	PHI	RB	39	28	11
30t	*Henderson	NE	RB	39	32	7
30t	D. London	ATL	WR	39	0	39
34t	Pollard	TEN	RB	38	30	8
34t	*Skattebo	NYG	RB	38	27	11
34t	Waddle	MIA	WR	38	0	38
37t	Collins	HOU	WR	37	1	36
37t	Diggs	NE	WR	37	0	37
37t	Dobbins	DEN	RB	37	37	0
37t	Kelce	KC	TE	37	0	37
37t	*Monangai	CHI	RB	37	32	5
37t	Montgomery	DET	RB	37	28	9
37t	Odunze	CHI	WR	37	0	37
37t	Pittman	IND	WR	37	0	37
45	Mason	MIN	RB	36	35	1
46t	Gainwell	PIT	RB	35	24	11
46t	Sutton	DEN	WR	35	0	35
46t	*Warren	IND	TE	35	2	33
49t	Hubbard	CAR	RB	34	24	10
49t	Jefferson	MIN	WR	34	0	34
49t	Olave	NO	WR	34	0	34
49t	D. Smith	PHI	WR	34	0	34

# 2025 NATIONAL FOOTBALL LEAGUE

## NFL PUNTING YARDS LEADERS

RANK	PLAYER	TEAM	POS	PUNTS	YARDS	LONG	AVG	TB	BLK	DWN	OB	RETURNS		IN20	NET AVG
												TOT	YDS		
1	Rehkwow	CIN	P	48	2509	70	52.3	10	0	4	4	24	257	17	42.8
2	Whelan	GB	P	37	1900	72	51.4	6	0	1	4	18	211	12	42.4
3	Stout	BAL	P	41	2103	74	51.3	5	0	7	7	18	138	18	45.5
4	Mann	PHI	P	56	2803	70	50.1	6	0	4	8	27	309	16	42.4
5	Dickson	SEA	P	37	1843	60	49.8	3	0	6	3	16	248	14	41.5
6	Scott	LAC	P	36	1782	60	49.5	3	0	6	3	14	211	13	42.0
7	Sanchez	IND	P	29	1434	59	49.4	2	0	0	4	12	75	15	45.5
8	Bailey	MIA	P	38	1870	64	49.2	1	0	6	2	16	106	17	45.9
9	Wright	MIN	P	50	2446	77	48.9	1	0	3	5	21	195	19	44.6
10	Townsend	HOU	P	50	2421	73	48.4	5	0	6	7	25	277	19	40.9
11	Anger	DAL	P	35	1685	62	48.1	0	0	1	1	22	198	13	42.5
12	Taylor	CHI	P	42	2012	69	47.9	5	0	4	9	19	255	13	39.5
13	*Crawshaw	DEN	P	61	2922	76	47.9	7	0	1	10	25	240	24	41.7
14	Way	WAS	P	38	1819	64	47.9	3	0	7	0	18	68	19	44.5
15	Cole	LV	P	47	2242	64	47.7	4	2	2	11	21	280	16	38.4
16	Martin	CAR	P	44	2084	68	47.4	2	0	6	5	22	293	20	39.8
17	McNamara	NYJ	P	51	2394	64	46.9	4	0	12	1	16	89	22	43.6
18	Cooke	JAX	P	44	2060	63	46.8	4	0	4	8	20	146	15	41.7
19	Araiza	KC	P	34	1588	69	46.7	1	0	6	4	14	214	16	39.8
20	Baringer	NE	P	42	1956	73	46.6	4	0	2	4	19	240	17	39.0
21	Hekker	TEN	P	56	2597	65	46.4	4	0	4	4	27	273	15	40.1
22	Evans	LAR	P	36	1664	68	46.2	1	0	3	9	16	228	18	39.3
23	Waitman	PIT	P	42	1923	67	45.8	2	0	5	3	17	131	16	41.7
24	Fox	DET	P	43	1966	66	45.7	0	0	4	1	18	149	23	42.3
25	Bojorquez	CLE	P	67	3048	67	45.5	10	1	6	11	30	425	19	35.6
26	Dixon	TB	P	49	2229	62	45.5	4	2	7	4	17	149	20	39.2
27	*Kroeger	NO	P	43	1919	61	44.6	3	1	7	5	18	219	16	37.3
28	Gillan	NYG	P	49	2182	69	44.5	4	0	3	5	21	264	15	37.5
29	Pinion	ATL	P	49	2160	61	44.1	1	0	5	8	23	180	25	40.0
30	Morstead	SF	P	38	1657	55	43.6	1	0	4	1	20	251	19	36.5

# 2025 NATIONAL FOOTBALL LEAGUE

## NFL NET PUNTING YARDS LEADERS

RANK	PLAYER	TEAM	POS	PUNTS	YARDS	LONG	AVG	TB	BLK	DWN	OB	RETURNS		IN20	NET AVG
												TOT	YDS		
1	Bailey	MIA	P	38	1870	64	49.2	1	0	6	2	16	106	17	45.9
2	Stout	BAL	P	41	2103	74	51.3	5	0	7	7	18	138	18	45.5
3	Sanchez	IND	P	29	1434	59	49.4	2	0	0	4	12	75	15	45.5
4	Wright	MIN	P	50	2446	77	48.9	1	0	3	5	21	195	19	44.6
5	Way	WAS	P	38	1819	64	47.9	3	0	7	0	18	68	19	44.5
6	McNamara	NYJ	P	51	2394	64	46.9	4	0	12	1	16	89	22	43.6
7	Rehkov	CIN	P	48	2509	70	52.3	10	0	4	4	24	257	17	42.8
8	Anger	DAL	P	35	1685	62	48.1	0	0	1	1	22	198	13	42.5
9	Whelan	GB	P	37	1900	72	51.4	6	0	1	4	18	211	12	42.4
10	Mann	PHI	P	56	2803	70	50.1	6	0	4	8	27	309	16	42.4
11	Fox	DET	P	43	1966	66	45.7	0	0	4	1	18	149	23	42.3
12	Scott	LAC	P	36	1782	60	49.5	3	0	6	3	14	211	13	42.0
13	Waitman	PIT	P	42	1923	67	45.8	2	0	5	3	17	131	16	41.7
14	Cooke	JAX	P	44	2060	63	46.8	4	0	4	8	20	146	15	41.7
15	*Crawshaw	DEN	P	61	2922	76	47.9	7	0	1	10	25	240	24	41.7
16	Dickson	SEA	P	37	1843	60	49.8	3	0	6	3	16	248	14	41.5
17	Townsend	HOU	P	50	2421	73	48.4	5	0	6	7	25	277	19	40.9
18	Hekker	TEN	P	56	2597	65	46.4	4	0	4	4	27	273	15	40.1
19	Pinion	ATL	P	49	2160	61	44.1	1	0	5	8	23	180	25	40.0
20	Araiza	KC	P	34	1588	69	46.7	1	0	6	4	14	214	16	39.8
21	Martin	CAR	P	44	2084	68	47.4	2	0	6	5	22	293	20	39.8
22	Taylor	CHI	P	42	2012	69	47.9	5	0	4	9	19	255	13	39.5
23	Evans	LAR	P	36	1664	68	46.2	1	0	3	9	16	228	18	39.3
24	Dixon	TB	P	49	2229	62	45.5	4	2	7	4	17	149	20	39.2
25	Baringer	NE	P	42	1956	73	46.6	4	0	2	4	19	240	17	39.0
26	Cole	LV	P	47	2242	64	47.7	4	2	2	11	21	280	16	38.4
27	Gillan	NYG	P	49	2182	69	44.5	4	0	3	5	21	264	15	37.5
28	*Kroeger	NO	P	43	1919	61	44.6	3	1	7	5	18	219	16	37.3
29	Morstead	SF	P	38	1657	55	43.6	1	0	4	1	20	251	19	36.5
30	Bojorquez	CLE	P	67	3048	67	45.5	10	1	6	11	30	425	19	35.6

# 2025 NATIONAL FOOTBALL LEAGUE

---

## NFL PUNT RETURN LEADERS

RANK	PLAYER	TEAM	POS	RET	FC	YDS	AVG	LONG	TD
1	*Dike	TEN	WR	17	20	361	21.2	90t	2
2	M. Jones	NE	CB	19	16	358	18.8	94t	2
3	Washington	JAX	WR	19	9	323	17.0	87t	2
4	Mims	DEN	WR	23	16	346	15.0	70	0
5	*Horton	SEA	WR	16	9	238	14.9	95t	1
6	M. Washington	MIA	WR	15	7	212	14.1	74t	1
7	Shaheed	NO-SEA	WR	18	18	232	12.9	40	0
8	I. Williams	CIN-NYJ	WR	23	8	296	12.9	74t	1
9	K. Johnson	TB	WR	20	10	257	12.9	54	0
10	Moore	SF	WR	21	5	254	12.1	66	0
11	*Lane	WAS	WR	19	7	223	11.7	90t	1
12	Dortch	ARI	WR	16	5	185	11.6	40	0
13	*Noel	HOU	WR	25	12	272	10.9	53	0
14	Duvernay	CHI	WR	16	11	165	10.3	22	0
15	*Price	MIN	WR	27	9	278	10.3	43	0
16	*Larvadain	CLE	WR	16	11	142	8.9	44	0
17	Olszewski	NYG	WR	19	12	166	8.7	21	0
18	X. Smith	LAR	WR	18	12	142	7.9	20	0
19	Raymond	DET	WR	20	12	146	7.3	65t	1
20	Remigio	KC	WR	22	7	160	7.3	25	0

# 2025 NATIONAL FOOTBALL LEAGUE

## NFL KICKOFF RETURN LEADERS

RANK	PLAYER	TEAM	POS	RET	YDS	AVG	LONG	TD
1	R. Davis	BUF	RB	15	497	33.1	97t	1
2	Mostert	LV	RB	18	547	30.4	54	0
3	McCaffrey	WAS	WR	26	769	29.6	58	0
4	I. Williams	CIN-NYJ	WR	20	584	29.2	83	0
5	Moore	SF	WR	25	703	28.1	98	0
6	Shiple	PHI	RB	19	520	27.4	41	0
7t	Mims	DEN	WR	19	513	27.0	46	0
7t	Mitchell	BAL	RB	17	459	27.0	39	0
9	Saylor	DET	RB	26	699	26.9	39	0
10	Olszewski	NYG	WR	23	611	26.6	37	0
11	Laube	LV	RB	23	608	26.4	38	0
12	Thornton	KC	WR	15	393	26.2	34	0
13	M. Washington	MIA	WR	27	707	26.2	45	0
14	Dortch	ARI	WR	31	811	26.2	39	0
15	*Price	MIN	WR	47	1227	26.1	61	0
16	Duvernay	CHI	WR	30	778	25.9	56	0
17	Gould	IND	WR	23	596	25.9	39	0
18	Remigio	KC	WR	21	544	25.9	47	0
19	Turpin	DAL	WR	40	1036	25.9	45	0
20	*Noel	HOU	WR	15	387	25.8	38	0
21	Davis	LAC	WR	18	464	25.8	30	0
22	Eskridge	MIA	WR	20	515	25.8	54	0
23	Jones	CIN	WR	36	926	25.7	98t	1
24	*Dike	TEN	WR	50	1282	25.6	71	0
25	*S. Williams	GB	WR	25	640	25.6	36	0
26	Perine	CIN	RB	15	381	25.4	38	0
27	Ali	BAL	RB	24	606	25.3	43	0
28	Agnew	ATL	WR	30	741	24.7	45	0
29	Miller	NO	RB	16	393	24.6	43	0
30	K. Johnson	TB	WR	18	440	24.4	33	0
31	Tucker	TB	RB	19	462	24.3	35	0
32	Gainwell	PIT	RB	19	460	24.2	36	0
33	Holani	SEA	RB	16	387	24.2	34	0
34t	*Allen	JAX	RB	16	384	24.0	38	0
34t	*Sampson	CLE	RB	15	360	24.0	34	0
36	*Chism	NE	WR	16	383	23.9	31	0
37	*Etienne	CAR	RB	26	617	23.7	45	0
38	*Williams	PIT	WR	18	425	23.6	37	0
39	Corley	CLE	WR	15	340	22.7	33	0
40	*Harvey	DEN	RB	16	353	22.1	29	0
41	Brooks	ATL	CB	15	288	19.2	26	0

# 2025 NATIONAL FOOTBALL LEAGUE

## NFL INTERCEPTION LEADERS

RANK	PLAYER	TEAM	POS	INT	YARDS	AVG	LONG	TD
1	Byard	CHI	FS	6	70	11.7	35	0
2t	Ja. Horn	CAR	CB	5	46	9.2	22	0
2t	E. Jones	SEA	LB	5	150	30.0	85t	1
2t	N. Wright	CHI	CB	5	118	23.6	74t	1
5t	Bullock	HOU	SAF	4	40	10.0	29	0
5t	Edmunds	CHI	MLB	4	10	2.5	10	0
5t	Lloyd	JAX	LB	4	129	32.3	99t	1
8t	Barton	TEN	LB	3	25	8.3	24t	1
8t	Battle	CIN	SAF	3	6	2.0	4	0
8t	Bishop	BUF	SAF	3	16	5.3	12	0
8t	Bryant	SEA	SAF	3	43	14.3	28	0
8t	Bynum	IND	SAF	3	14	4.7	14	0
8t	Dean	TB	CB	3	74	24.7	55t	1
8t	Durant	LAR	CB	3	60	20.0	50t	1
8t	Forbes	LAR	CB	3	43	14.3	31	0
8t	D. Jackson	LAC	CB	3	21	7.0	21	0
8t	M. Jackson	CAR	CB	3	102	34.0	54	1
8t	Jefferson	LAC	SS	3	2	0.7	2	0
8t	M. Jones	NE	CB	3	65	21.7	33t	1
8t	Joseph	DET	SAF	3	1	0.3	1	0
8t	Kelly	LV	CB	3	26	8.7	26	0
8t	Latu	IND	DE	3	9	3.0	6	0
8t	McKinstry	NO	CB	3	0	0.0	0	0
8t	Pitre	HOU	SAF	3	20	6.7	12	0
8t	Sainristil	WAS	CB	3	23	7.7	23	0
8t	Stingley	HOU	CB	3	37	12.3	20	0
8t	*Watts	ATL	SAF	3	0	0.0	0	0
8t	Wiggins	BAL	CB	3	84	28.0	61	0
8t	E. Williams	GB	SAF	3	0	0.0	0	0
30t	Bates	ATL	FS	2	20	10.0	17	0
30t	Blackmon	IND	CB	2	41	20.5	32	0
30t	Brown	SF	SAF	2	4	2.0	4	0
30t	*Burke	ARI	CB	2	4	2.0	4	0
30t	Curl	LAR	SAF	2	0	0.0	0	0
30t	Echols	PIT	CB	2	0	0.0	0	0
30t	*Hairston	BUF	CB	2	1	0.5	1	0
30t	Hawkins	NE	SAF	2	1	0.5	1	0
30t	Hickman	CLE	SAF	2	31	15.5	16	0
30t	Hunt	PHI	LB	2	53	26.5	42t	1
30t	An. Johnson	JAX	SAF	2	44	22.0	44	0
30t	Kendrick	SEA-LAR	CB	2	0	0.0	0	0
30t	Kinchens	LAR	SAF	2	53	26.5	31	0
30t	*Knight	CIN	LB	2	39	19.5	39	0
30t	Lassiter	HOU	CB	2	0	0.0	0	0
30t	Lenoir	SF	CB	2	90	45.0	64	0
30t	Lewis	JAX	CB	2	6	3.0	6	0
30t	McKinney	GB	SAF	2	0	0.0	0	0
30t	Metellus	MIN	SAF	2	0	0.0	0	0
30t	*Mickens	LAC	SAF	2	25	12.5	15	0
30t	*Mukuba	PHI	SAF	2	41	20.5	41	0
30t	Phillips	NYG	CB	2	56	28.0	56	0
30t	Pola-Mao	LV	SAF	2	0	0.0	0	0
30t	*Schwesinger	CLE	LB	2	16	8.0	9	0
30t	Spillane	NE	LB	2	70	35.0	37	0
30t	*Starks	BAL	SAF	2	9	4.5	9	0

# 2025 NATIONAL FOOTBALL LEAGUE

---

## NFL INTERCEPTION LEADERS

RANK	PLAYER	TEAM	POS	INT	YARDS	AVG	LONG	TD
30t	Stone	CIN	SAF	2	57	28.5	32t	1
30t	Taylor-Demerson	ARI	SAF	2	18	9.0	18	0
30t	Tillman	DEN	LB	2	59	29.5	36	0
30t	Turner	CIN	CB	2	7	3.5	7	0
30t	Wagner	WAS	MLB	2	7	3.5	6	0
30t	J. Watson	KC	CB	2	14	7.0	14	0
30t	D. Wilson	DAL	SAF	2	21	10.5	21	0
30t	Winfield	TB	SAF	2	5	2.5	5	0

# 2025 NATIONAL FOOTBALL LEAGUE

## NFL SACK LEADERS

RANK	PLAYER	TEAM	POS	SACKS
1	Garrett	CLE	DE	19.0
2	Burns	NYG	LB	13.0
3	Parsons	GB	DE-LB	12.5
4t	Hunter	HOU	DE	11.0
4t	Sweat	ARI	OLB	11.0
6t	Anderson	HOU	DE	10.5
6t	Bonitto	DEN	LB	10.5
8t	Tuipulotu	LAC	LB	10.0
8t	Young	LAR	LB	10.0
10	Hutchinson	DET	DE	8.5
11	Crosby	LV	DE	8.0
12t	Cooper	DEN	LB	7.5
12t	Gary	GB	DE	7.5
12t	Landry	NE	LB	7.5
12t	Sweat	CHI	DE	7.5
16t	McDonald	NYJ	DE	7.0
16t	Murphy	SEA	DT	7.0
16t	Watt	PIT	OLB	7.0
16t	Williams	SEA	DE	7.0
20t	Chaisson	NE	LB	6.5
20t	Collins	CLE	DT	6.5
20t	Herbig	PIT	LB	6.5
20t	Jordan	NO	DE	6.5
20t	Simmons	TEN	DT	6.5
25t	Allen	DEN	DE	6.0
25t	Chubb	MIA	OLB	6.0
25t	Diaby	TB	LB	6.0
25t	Dorlus	ATL	DE	6.0
25t	Hines-Allen	JAX	DE	6.0
25t	D. Jones	TEN-BAL	DE	6.0
25t	Muhammad	DET	DE	6.0
25t	Nwosu	SEA	LB	6.0
25t	Verse	LAR	LB	6.0
34t	Armstead	JAX	DT	5.5
34t	Armstrong	WAS	DE	5.5
34t	Campbell	ARI	DE	5.5
34t	Highsmith	PIT	LB	5.5
34t	Latu	IND	DE	5.5
34t	Turner	MIN	LB	5.5
40t	Bosa	BUF	DE-LB	5.0
40t	Karlaftis	KC	DE	5.0
40t	Lawrence	SEA	LB	5.0
40t	Miller	WAS	OLB	5.0
40t	Ossai	CIN	DE	5.0
40t	*Pearce	ATL	DE	5.0
40t	*Walker	ATL	DE	5.0
40t	C. Young	NO	DE	5.0
48t	Benton	PIT	DT	4.5
48t	Franklin-Myers	DEN	DE	4.5
48t	Granderson	NO	DE	4.5
48t	Z. Harrison	ATL	DE	4.5
48t	Houston	DAL	DE	4.5
48t	Mack	LAC	OLB	4.5
48t	J. Martin	WAS	DE	4.5
48t	J. Ward	TEN	LB	4.5

# 2025 NATIONAL FOOTBALL LEAGUE

---

## NFL SACK LEADERS

RANK	PLAYER	TEAM	POS	SACKS
48t	Wilson	MIN	LB	4.5

# 2025 NATIONAL FOOTBALL LEAGUE

## NFL LEADERS IN FUMBLE RECOVERIES

RANK	PLAYER	TEAM	POS	TOTAL	OWN TEAM	OPP TEAM
1	Love	GB	QB	5	5	0
2t	Maye	NE	QB	4	4	0
2t	McCarthy	MIN	QB	4	4	0
2t	Tagovailoa	MIA	QB	4	4	0
5t	D. Jones	IND	QB	3	3	0
5t	Mahomes	KC	QB	3	3	0
5t	Prescott	DAL	QB	3	3	0
5t	G. Smith	LV	QB	3	3	0
5t	White	TB	RB	3	3	0
5t	Ca. Williams	CHI	QB	3	3	0
5t	N. Wright	CHI	CB	3	0	3
12t	*Allen	JAX	RB	2	1	1
12t	Anderson	HOU	DE	2	0	2
12t	Anderson	GB	SAF	2	1	1
12t	Barner	SEA	TE	2	2	0
12t	Benford	BUF	CB	2	0	2
12t	Bernard	BUF	LB	2	0	2
12t	*Collins	SF	DT	2	0	2
12t	Collins	ARI	LB	2	0	2
12t	Delpit	CLE	SAF	2	0	2
12t	Dexter	CHI	DT	2	0	2
12t	Fitzpatrick	MIA	FS	2	0	2
12t	Gilman	LAC-BAL	SAF	2	0	2
12t	L. Jackson	BAL	QB	2	2	0
12t	Johnson	CIN	DE	2	0	2
12t	Kinchens	LAR	SAF	2	0	2
12t	Landman	LAR	LB	2	0	2
12t	*Larvadain	CLE	WR	2	2	0
12t	Lawrence	SEA	LB	2	0	2
12t	Lawrence	JAX	QB	2	2	0
12t	*Marks	HOU	RB	2	2	0
12t	Mayfield	TB	QB	2	2	0
12t	Nix	DEN	QB	2	2	0
12t	Penix	ATL	QB	2	2	0
12t	Phillips	MIA-PHI	LB	2	0	2
12t	Rodgers	PIT	QB	2	2	0
12t	T. Smith	TB	SAF	2	0	2
12t	Stafford	LAR	QB	2	2	0
12t	Taylor	IND	RB	2	2	0
12t	Watt	PIT	OLB	2	0	2
12t	Wentz	MIN	QB	2	2	0
12t	Werner	NO	LB	2	0	2
12t	Wilson	NYG	QB	2	2	0

# 2025 NATIONAL FOOTBALL LEAGUE

## NFL LEADERS IN RECOVERIES OF FUMBLES BY OWN TEAM

RANK	PLAYER	TEAM	POS	REC	YARDS	AVG	LONG	TD
1	Love	GB	QB	5	0	0.0	0	0
2t	Maye	NE	QB	4	0	0.0	0	0
2t	McCarthy	MIN	QB	4	0	0.0	0	0
2t	Tagovailoa	MIA	QB	4	0	0.0	0	0
5t	D. Jones	IND	QB	3	0	0.0	0	0
5t	Mahomes	KC	QB	3	0	0.0	0	0
5t	Prescott	DAL	QB	3	0	0.0	0	0
5t	G. Smith	LV	QB	3	0	0.0	0	0
5t	White	TB	RB	3	0	0.0	0	0
5t	Ca. Williams	CHI	QB	3	0	0.0	0	0
11t	Barner	SEA	TE	2	0	0.0	0	0
11t	L. Jackson	BAL	QB	2	0	0.0	0	0
11t	*Larvadain	CLE	WR	2	0	0.0	0	0
11t	Lawrence	JAX	QB	2	0	0.0	0	0
11t	*Marks	HOU	RB	2	0	0.0	0	0
11t	Mayfield	TB	QB	2	0	0.0	0	0
11t	Nix	DEN	QB	2	0	0.0	0	0
11t	Penix	ATL	QB	2	0	0.0	0	0
11t	Rodgers	PIT	QB	2	0	0.0	0	0
11t	Stafford	LAR	QB	2	0	0.0	0	0
11t	Taylor	IND	RB	2	0	0.0	0	0
11t	Wentz	MIN	QB	2	0	0.0	0	0
11t	Wilson	NYG	QB	2	0	0.0	0	0

# 2025 NATIONAL FOOTBALL LEAGUE

## NFL LEADERS IN RECOVERIES OF FUMBLES BY OPPOSING TEAM

RANK	PLAYER	TEAM	POS	REC	YARDS	AVG	LONG	TD
1	N. Wright	CHI	CB	3	-1	-0.3	0	0
2t	Anderson	HOU	DE	2	0	0.0	0t	1
2t	Benford	BUF	CB	2	23	11.5	17t	1
2t	Bernard	BUF	LB	2	0	0.0	0	0
2t	*Collins	SF	DT	2	0	0.0	0	0
2t	Collins	ARI	LB	2	3	1.5	3t	1
2t	Delpit	CLE	SAF	2	0	0.0	0	0
2t	Dexter	CHI	DT	2	0	0.0	0	0
2t	Fitzpatrick	MIA	FS	2	0	0.0	0	0
2t	Gilman	LAC-BAL	SAF	2	11	5.5	11	0
2t	Johnson	CIN	DE	2	4	2.0	4	0
2t	Kinchens	LAR	SAF	2	13	6.5	13	0
2t	Landman	LAR	LB	2	0	0.0	0	0
2t	Lawrence	SEA	LB	2	56	28.0	34t	2
2t	Phillips	MIA-PHI	LB	2	4	2.0	4	0
2t	T. Smith	TB	SAF	2	0	0.0	0	0
2t	Watt	PIT	OLB	2	0	0.0	0	0
2t	Werner	NO	LB	2	0	0.0	0	0
19t	Adebawore	IND	DT	1	0	0.0	0	0
19t	Alford	ATL	CB	1	2	2.0	2	0
19t	Allen	MIN	DE	1	0	0.0	0	0
19t	*Allen	JAX	RB	1	0	0.0	0	0
19t	Al-Shaair	HOU	LB	1	0	0.0	0	0
19t	Anderson	GB	SAF	1	0	0.0	0	0
19t	Baker	ARI	SS	1	1	1.0	1	0
19t	*Barron	DEN	CB	1	0	0.0	0	0
19t	Baun	PHI	LB	1	0	0.0	0	0
19t	Benson	ARI	RB	1	0	0.0	0	0
19t	*Black	PIT	DE	1	0	0.0	0	0
19t	Blankenship	PHI	SAF	1	0	0.0	0	0
19t	Bonner	MIA	CB	1	0	0.0	0	0
19t	Booker	LV	DT	1	0	0.0	0	0
19t	Bosa	SF	DE	1	0	0.0	0	0
19t	Brents	MIA	CB	1	0	0.0	0	0
19t	Brooks	MIA	LB	1	2	2.0	2	0
19t	Browning	ARI	LB	1	0	0.0	0	0
19t	Bullard	GB	SAF	1	0	0.0	0	0
19t	Bush	CLE	LB	1	0	0.0	0	0
19t	Butler	LV	DT	1	0	0.0	0	0
19t	Bynum	IND	SAF	1	0	0.0	0	0
19t	Campbell	DET	LB	1	2	2.0	2	0
19t	*Carter	NYG	LB	1	-4	-4.0	-4	0
19t	Chaisson	NE	LB	1	4	4.0	4t	1
19t	Chubb	MIA	OLB	1	2	2.0	2	0
19t	Cisco	NYJ	SAF	1	0	0.0	0	0
19t	Clowney	DAL	OLB-DE	1	0	0.0	0	0
19t	Collins	CLE	DT	1	0	0.0	0	0
19t	David	TB	OLB	1	0	0.0	0	0
19t	D. Davis	NO	OLB	1	0	0.0	0	0
19t	Davis	LAR	DE	1	0	0.0	0	0
19t	Davis-Gaither	ARI	LB	1	0	0.0	0	0
19t	Deablo	ATL	LB	1	0	0.0	0	0
19t	Diabate	CLE	LB	1	0	0.0	0	0
19t	Dodson	MIA	LB	1	6	6.0	6	0
19t	Echols	PIT	CB	1	0	0.0	0	0

# 2025 NATIONAL FOOTBALL LEAGUE

## NFL LEADERS IN RECOVERIES OF FUMBLES BY OPPOSING TEAM

RANK	PLAYER	TEAM	POS	REC	YARDS	AVG	LONG	TD
19t	Epenesa	BUF	DE	1	0	0.0	0	0
19t	*Farmer	NE	DT	1	0	0.0	0	0
19t	Fiske	LAR	DE	1	0	0.0	0	0
19t	Ford	ATL	CB	1	0	0.0	0	0
19t	Gary	GB	DE	1	0	0.0	0	0
19t	Gifford	SF	LB	1	0	0.0	0	0
19t	Gipson	SF-CAR	DE	1	0	0.0	0	0
19t	Gordon	CHI	CB	1	0	0.0	0	0
19t	*Harmon	PIT	DT	1	0	0.0	0	0
19t	Hawkins	NE	SAF	1	0	0.0	0	0
19t	Hellams	ATL	SAF	1	0	0.0	0	0
19t	*Hemingway	LV	DT	1	0	0.0	0	0
19t	Herbig	PIT	LB	1	0	0.0	0t	1
19t	Houston	DAL	DE	1	0	0.0	0	0
19t	Howard	IND	CB	1	2	2.0	2	0
19t	Howden	NO	SAF	1	86	86.0	86t	1
19t	Humphrey	BAL	CB	1	0	0.0	0	0
19t	Hunter	HOU	DE	1	0	0.0	0	0
19t	Hutchinson	DET	DE	1	0	0.0	0	0
19t	*K. Jackson	BAL	SAF	1	0	0.0	0	0
19t	T. Jackson	MIN	SAF	1	9	9.0	9	0
19t	Jenkins	BAL	DT	1	11	11.0	11	0
19t	R. Jenkins	CLE	SAF	1	0	0.0	0	0
19t	A. Jennings	NE	LB	1	0	0.0	0	0
19t	B. Jones	DEN	SAF	1	0	0.0	0	0
19t	D. Jones	TEN-BAL	DE	1	2	2.0	2	0
19t	T. Jones	BAL	DT	1	0	0.0	0	0
19t	Jordan	NO	DE	1	0	0.0	0	0
19t	Joseph-Day	TEN	DE	1	0	0.0	0	0
19t	Karlaftis	KC	DE	1	1	1.0	1	0
19t	Kelly	LV	CB	1	3	3.0	3	0
19t	Lake	LAR	SAF	1	20	20.0	20	0
19t	*Lane	JAX	SAF	1	0	0.0	0	0
19t	Lattimore	WAS	CB	1	0	0.0	0	0
19t	Lewis	CAR	OG	1	0	0.0	0	0
19t	Lewis	JAX	CB	1	0	0.0	0	0
19t	Lloyd	JAX	LB	1	2	2.0	2	0
19t	Lockett	TEN-LV	WR	1	0	0.0	0t	1
19t	Luter	SF	CB	1	0	0.0	0	0
19t	*Mausi	TEN	LB	1	0	0.0	0	0
19t	Miller	TB	WR	1	0	0.0	0	0
19t	Mitchell	PHI	CB	1	6	6.0	6	0
19t	Murray	DAL	LB	1	0	0.0	0	0
19t	Nailor	MIN	WR	1	0	0.0	0	0
19t	Nixon	GB	CB	1	22	22.0	22	0
19t	*Nolen	ARI	DT	1	7	7.0	7t	1
19t	Nowaske	DET	LB	1	0	0.0	0	0
19t	Okada	SEA	SAF	1	0	0.0	0	0
19t	Okudah	MIN	CB	1	0	0.0	0	0
19t	Oluokun	JAX	LB	1	0	0.0	0	0
19t	*O'Toole	SEA	LB	1	0	0.0	0	0
19t	*Pearce	ATL	DE	1	27	27.0	27	0
19t	Peppers	PIT	FS	1	0	0.0	0	0
19t	Phillips	NYG	CB	1	0	0.0	0	0
19t	Phillips	LAC	LB	1	0	0.0	0	0

# 2025 NATIONAL FOOTBALL LEAGUE

## NFL LEADERS IN RECOVERIES OF FUMBLES BY OPPOSING TEAM

RANK	PLAYER	TEAM	POS	REC	YARDS	AVG	LONG	TD
19t	Pierre	PIT	CB	1	34	34.0	34t	1
19t	*Ponder	NE	LB	1	0	0.0	0	0
19t	Pratt	LV-IND	LB	1	8	8.0	8	0
19t	Queen	PIT	LB	1	0	0.0	0	0
19t	Rankins	HOU	DT	1	32	32.0	32t	1
19t	Redmond	MIN	DL	1	0	0.0	0	0
19t	Reed	DET	CB	1	3	3.0	3	0
19t	*Reed	HOU	SAF	1	9	9.0	9	0
19t	Richardson	CAR	SAF	1	0	0.0	0	0
19t	Ringo	PHI	CB	1	0	0.0	0	0
19t	Roberts	LV	OLB	1	0	0.0	0	0
19t	*E. Roberts	TB	DE	1	0	0.0	0	0
19t	Rodgers	MIN	CB	1	66	66.0	66t	1
19t	*Sanker	NO	SAF	1	27	27.0	27	0
19t	Scott	CAR	SAF	1	0	0.0	0	0
19t	Sieg	DAL	LS	1	0	0.0	0	0
19t	Sieler	MIA	DT	1	5	5.0	5	0
19t	*Sigle	SF	SAF	1	0	0.0	0	0
19t	Skinner	DEN	SAF	1	0	0.0	0	0
19t	Skowronek	PIT	WR	1	0	0.0	0	0
19t	Slay	PIT	CB	1	-6	-6.0	-6	0
19t	Smith	MIN	FS	1	-1	-1.0	-1	0
19t	*J. Smith	HOU	CB	1	0	0.0	0	0
19t	Smith	BAL	ILB	1	63	63.0	63t	1
19t	Stiggers	NYJ	CB	1	0	0.0	0	0
19t	*Striggow	JAX	DE	1	0	0.0	0	0
19t	Sweat	ARI	OLB	1	2	2.0	2	0
19t	Sweat	CHI	DE	1	0	0.0	0	0
19t	Tart	LAC	DT	1	0	0.0	0	0
19t	D. Thomas	SEA	LB	1	8	8.0	8	0
19t	Tillery	KC	DT	1	0	0.0	0	0
19t	*Trader	MIA	SAF	1	0	0.0	0	0
19t	Tranquill	KC	LB	1	0	0.0	0	0
19t	Turner	CIN	CB	1	7	7.0	7	0
19t	*Umanmielen	CAR	LB	1	0	0.0	0	0
19t	Vea	TB	DT	1	0	0.0	0	0
19t	*Walker	BUF	DT	1	6	6.0	6	0
19t	*Walker	ATL	DE	1	0	0.0	0	0
19t	Ward	IND	CB	1	0	0.0	0	0
19t	Ward	MIN	SAF	1	0	0.0	0	0
19t	Warner	SF	MLB	1	0	0.0	0	0
19t	White	NE-SF	DE	1	0	0.0	0	0
19t	Williams	BUF	LB	1	0	0.0	0	0
19t	E. Williams	GB	SAF	1	0	0.0	0	0
19t	S. Williams	DAL	DE	1	0	0.0	0	0
19t	L. Wilson	CIN-DAL	LB	1	0	0.0	0	0
19t	P. Wilson	PIT	LB	1	0	0.0	0	0
19t	Wilson	LV	DE	1	0	0.0	0	0
19t	Winfield	TB	SAF	1	0	0.0	0	0
19t	Wingard	JAX	SAF	1	0	0.0	0	0
19t	Wonnum	CAR	LB	1	19	19.0	19	0
19t	*Woodson	NE	SAF	1	0	0.0	0	0
19t	C. Young	NO	DE	1	-5	-5.0	-5	0

# 2025 NATIONAL FOOTBALL LEAGUE

## NFL OFFENSIVE RANKS

BAL	BUF	CIN	CLE	DEN	HOU	IND	JAX	KC	LAC	LV	MIA	NE	NYJ	PIT	TEN	ARI	ATL	CAR	CHI	DAL	DET	GB	LAR	MIN	NO	NYG	PHI	SEA	SF	TB	WAS	
20	2	20	31	12	18	4	19	5	10	30	25	7	28	27	32	TotYd/G	16	17	23	6	1	3	13	8	29	26	14	24	9	11	21	15
11	5	20	32	15	22	1	26	8	14	30	16	7	28	24	31	TotYd/P	21	13	25	9	3	2	10	6	27	29	18	19	4	17	23	12
5	1	30	27	14	23	6	11	15	12	32	17	20	7	28	31	RusYd/G	24	9	8	2	13	4	16	19	25	29	10	22	18	26	21	3
3	4	18	29	11	22	1	19	15	12	32	7	27	8	25	28	RusAvg	17	13	14	5	9	2	23	16	10	30	20	24	26	31	21	6
28	10	11	31	14	16	6	21	2	12	26	27	3	32	24	30	PasYd/G	8	18	25	15	1	7	13	4	29	20	17	23	9	5	19	22
15	5	26	31	18	20	3	23	10	17	28	22	2	30	19	32	PasAvg	25	13	24	12	7	8	6	4	29	27	14	1	9	21	16	16
24	27	25	21	17	13	14	26	12	20	30	31	11	9	22	8	%PasInt	10	4	23	5t	16	7	2	3	32	19	15	1	29	28	5t	18
28	19	9	23	1	13	10	22	12	26	31	18	27	32	11	29	Sac/PasP	25	8	16	7	2	15	6	3	30	17	24	20	5	4	14	21
24	4t	18	31	20	19	4t	9	2	12t	30	25	10	26	28	32	1D/G	8	16t	21	7	1	14t	12t	3	29	23	11	27	14t	6	22	16t
20	4	12	30	17	27	11	26	9	2	25	22	8	23	14	32	3DEff	7	29	24	6	5	19	1	18	31	21	10	28	16	3	15	13
17	13t	7t	27t	16	15	3	11t	1	11t	31	21t	2	20	29	27t	4DEff	30	21t	5	26	19	18	4	6	23	32	24	9	7t	13t	25	10
5	32	18	22	7	13	14t	3	26	27	28t	4	2	9	19	1	PR Avg	11	30	28t	16	25	23	31	24	17	20	21	14t	6	10	8	12
12	4	19	30	26	18	3	8	9	17	6	14	21	1	29	16	KR Avg	22	32	28	11	24	15	23	25	13	20	7	31	10	5	27	2
3	26	1	27	13	10	7	18	19	6	25	8	20	17	23	21	GPunAvg	16	29	15	12	11	24	2	22	9	31	28	4	5	32	30	14
2	17	7	32	16	19	3	15	22	12	28	1	27	6	14	20	NPunAvg	13	21	23	24	8	11	9	25	4	30	29	10	18	31	26	5
12	5	16	29	13	21	1	11	9	18	31	24	7	25	15	32	Pts/G	20	26	27	8	2	3t	10	6	28	30	23	19	3t	14	17	22
6t	11	12t	19	15t	10	5	21t	14	4	27	8t	12t	1	15t	23	FG%	26	24t	21t	20	6t	24t	28	31	8t	32	2	29	17	3	18	30

## NFL DEFENSIVE RANKS

BAL	BUF	CIN	CLE	DEN	HOU	IND	JAX	KC	LAC	LV	MIA	NE	NYJ	PIT	TEN	ARI	ATL	CAR	CHI	DAL	DET	GB	LAR	MIN	NO	NYG	PHI	SEA	SF	TB	WAS	
26	8	32	2	5	1	4	14	10	23	8	13	25	15	16	18	TotYd/G	19	15	18	27	29	14	4	13	10	12	30	25	6	22	31	
21	20	32	3	1	4	7	1	9	13	15	29	3	25t	17	22	TotYd/P	19	9	24	30	20	12	5	6	7	11	29	17	2	20	26	31
18	30	31	10	5	4	7	1	9	13	15	29	3	25t	17	22	RusYd/G	16	25t	19	28	20	11	8	14	23	21	32	24	2	12	6	27
20	31	29	1	2	10	7	8	17	24	3	28	12	19	18	25	RusAvg	16	22	21	30	27	5	6	9	11	13	32	23	4	14	15	26
25t	1	32	3	9	4	27	23	12	2	17t	15	13	10	28	19t	PasYd/G	21	8	16	22	30	17t	6	14	5	7	24	19t	11	25t	29	31
16	8	31	6	1	3	13	10	24	5	22	25	14	19	15	28	PasAvg	18	9	26	29	30	17	4	7	11	21	20	12	2	23	27	32
24	13	12	8	22	2	10	7	19	3	17	28	21	32	16	26	%PasInt	15	11	4	1	27	14	25	6	31	18	30	20	5	29	9	23
31	11	30	1	2	6	14	28	23	4	22	16	20	26	15	10	Sac/PasP	25	3	29	24	19	9	12	13	5	8	21	27	7	32	17	18
19	5	32	2	9	1	29t	18	4	3	14	23	7	24	29t	21t	1D/G	26	15	10	21t	28	11t	6	16	11t	17	31	25	8	20	13	27
10	13	31	14	1	2	27	21	26	4	30	23	5	6	28	16	3DEff	15	19	29	7	32	11	17	8	12	9	22	25	3	18	20	24
18t	24	23	7t	18t	7t	7t	4	1	14t	25	26t	3	32	30t	29	4DEff	6	22	26t	7t	20t	17	12	13	30t	16	28	2	14t	7t	5	20t
6	10	17	28	14	18	3	5	31	30	26	4	24	2	7	16	PR Avg	15	8	25	27	12	9	20	29	13	21	23	19	32	22	11	1
13	17	21	28	30	22	8	23	14	31	25	19	6	16	9	11	KR Avg	27	32	2	24	10	18	15	1	20	26	7	5	4	12	29	3
4	17	12	19	27	18	5	24	28	7	1	32	2	20	26	10	GPunAvg	31	16	29	8	9	21	25	13	23	6	11	3	14	22	15	30
3	29	9	23	14	15	4	16	30	25	6	20	1	10	17	2	NPunAvg	22	31	32	13	28	27	26	24	18	21	19	12	8	5	7	11
21	13	32	14	4	1	9t	12	7	11	26	19	5	27	20	29	Pts/G	24	17	16	25	31	15	6	2	18	22	30	9t	3	8	23	28
14	24	25	13	29	1	5	18	32	16t	16t	20	12	22t	15	27	FG%	22t	9	19	3	31	30	10	26	6	21	11	8	4	2	7	28
17	5	29	27	9	10	3	11	7	13	31	22	4	26	18	32	PPG Diff	21	20	23	16	15	6	8	2	24	30	28	14	1	12	19	25
22	1	31	18	9	6	11	15	3	2	29	25	4	27	30	32	Yd/G Diff	17	13	20	14	12	7	8	10	23	19	26	24	5	16	21	28



# OFF THE FIELD



[FRONT OFFICE & COACHING STAFF](#)

[PLAYER BIOS](#)

[ROSTER BREAKDOWN](#)

[2025 EAGLES STATISTICS](#)

[RECORD BOOK](#)

[NFL STATISTICS](#)

[OFF THE FIELD](#)




# EAGLES AUTISM FOUNDATION

Established on September 8, 2019, the Eagles Autism Foundation was formed to centralize the team’s autism activities into one organization, while strengthening its charitable mission to assist individuals and families affected by autism. Led by Chairman and CEO Jeffrey Lurie, the team’s commitment to raising funds for cutting-edge autism research and care programs has grown exponentially, raising more than \$40 million since launching the Eagles Autism Challenge in May 2018.

The Centers for Disease Control and Prevention estimates that one in 31 people living in the United States are on the autism spectrum. Autism is a complex neurological and developmental condition that expresses itself differently in each individual. While it has become one of the fastest-growing developmental disorders in the country, autism has historically been underfunded, misunderstood, and under-researched.

By delivering the necessary resources to leading institutions, and through year-round fundraising efforts that inspire and engage the community, the Eagles Autism Foundation is turning awareness into action.



## Eagles Autism Challenge

presented by Lincoln Financial

### Saturday, May 9, 2026




## \$40 Million+ Raised Since 2018



The Eagles Autism Challenge presented by Lincoln Financial is a one-day bike ride and family-friendly 5K run/walk that donates 100% of participant-raised funds to institutions conducting innovative autism research and care.

The event features three cycling routes – Wawa Classic 30-Mile Ride, Wawa Shorti 10-Mile Ride, Wawa Junior 10-Mile Youth Ride – the FreedomPay 5K Run/Walk and the West Sensory Walk, which offers families and participants a shorter course around the outside perimeter of Lincoln Financial Field.

Due in large part to proceeds raised by the team’s signature event, the Eagles Autism Foundation has funded 169 research projects and community grants that specialize in treating and caring for those in the autism community.






**EAGLES SENSORY RESOURCES**

On August 4, 2019, the Eagles became one of the first sports franchises to build a state-of-the-art sensory room in its home venue.

Certified by KultureCity as a sensory-inclusive stadium, Lincoln Financial Field's Eagles Sensory Room presented by Children's Hospital of Philadelphia (CHOP) promotes a calm and supportive environment for guests and fans with sensory challenges.

In 2024, the Mobile Sensory Unit was introduced in partnership with CHOP and KultureCity to provide another resource for individuals with sensory needs. In addition, Lincoln Financial Field provides trained staff, visual schedules, fidgets, and visual prompts to assist those in need, along with sensory bags that can be requested at fan services.



**INCLUSION AT SUPER BOWL LIX**

Inclusion and accessibility were brought to the NFL's biggest stage during the week of Super Bowl LIX in New Orleans.

In collaboration with KultureCity and the NFL, All Abilities Clinics were built into the Super Bowl Experience at the New Orleans Ernest N. Morial Convention Center. Trained volunteers from local universities provided real-time assistance for the 450 attendees, while also becoming ambassadors for the autism community.

In partnership with KultureCity, 1,200 Eagles co-branded sensory bags were made available to attendees at both the New Orleans Ernest N. Morial Convention Center and Caesars Superdome.

Guests attending Super Bowl LIX at Caesars Superdome had the opportunity to access two sensory rooms during the game, along with a visual schedule created by the Eagles Autism Foundation's Board Certified Behavior Analyst.



The Eagles Radiothon presented by FirstTrust Bank and The Green Family Foundation is a multi-day auction held on SportsRadio 94WIP that offers fans the opportunity to bid on exclusive sports and entertainment experiences involving their favorite Eagles players and 94WIP radio personalities.



Designed specifically for guests with autism and developmental disabilities, Eagles Huddle Up for Autism has raised more than \$1 million for CHOP's Center for Autism Research since 2009. The family-friendly event is held annually at Lincoln Financial Field.



Through the Eagles Autism Foundation 50/50 Raffle presented by WBE Line Services, one lucky fan at every Eagles home game walks away a winner, with the other half supporting the Eagles Autism Foundation. The largest single-game jackpot – \$421,800 – occurred during the 2025 NFC Championship Game.





**EAGLES AUTISM FOUNDATION PRACTICE JERSEYS**

The Eagles dedicate a training camp practice each season to the Eagles Autism Foundation by wearing specially designed jerseys to elevate the Foundation’s platform and showcase the team’s commitment of turning autism awareness into action.

The exclusive, one-of-a-kind jerseys feature Energy Green numbers and nameplates, along with the Eagles Autism Foundation logo prominently displayed on the shoulder. Each jersey is signed by the player who wore it and is then auctioned through the annual Eagles Radiothon.



My Cause My Cleats is an NFL initiative that empowers players to showcase their commitment to the causes they support through creative artwork and custom designs on their game cleats.



**TRAINING CAMP PUBLIC PRACTICE**

Training camp practice at Lincoln Financial Field is open to the public and serves as a vehicle to drive critical funds for autism research and care. All ticket proceeds from the practice, yard sale, and merchandise benefit the Eagles Autism Foundation.



**TEAM 62 AT THE OCEAN DRIVE**

To help raise funds for the Eagles Autism Foundation, Eagles Legend Jason Kelce hosts an annual celebrity bartending event at the Ocean Drive in Sea Isle City, NJ. Through its first five years, the event has raised more than \$2.4 million for cutting-edge autism research and care programs.



**NEURODIVERSE GAMEDAY STAFF**

To further the team’s ongoing commitment to creating employment opportunities for the autism community, the Eagles Autism Foundation matches skills and abilities with the most appropriate gameday roles. Resources, such as a Board Certified Behavior Analyst, are provided to the more than 30 individuals involved in the employment program.



**ALL ABILITIES CLINICS**

The All Abilities Clinics presented by Nouryon consist of football, cheer, drum, STEM, and fitness classes that offer accessible elements to members of the autism community. Clinics enable those with special needs to participate alongside their peers. The experience includes trained volunteers, smaller group sizes, a visual schedule for step-by-step guidance on how to prepare, and quiet spaces.





As proud Philadelphians who take their responsibility to the community seriously, the Eagles believe there is no offseason to good citizenship.

Since Jeffrey Lurie became Chairman and CEO in 1994, the Eagles have been a constant presence in the community. Their commitment to supporting the Greater Philadelphia region, and Eagles fans everywhere, authentically presents itself in everything the team does off the field. Under Lurie's leadership, and by leveraging their platform as a professional sports team, the Eagles set out to inspire, motivate, and effect change.

By leveling the playing field for children of all ages and backgrounds, forming collaborative partnerships with area-based nonprofits, providing grants to social justice organizations, and more, the Eagles are giving back in tangible ways that have the power to positively impact the lives of individuals everywhere.

The team takes great pride in serving its fans, local nonprofits, and the region at large, because to the Eagles, making the community proud is just as important off the field as it is on it.



**COMMUNITY TUESDAYS**



During the NFL season, Tuesdays are typically designated as off-days for members of the team.

Many Eagles players use this opportunity to give back to residents of the Greater Philadelphia region through the Eagles Care Community Tuesday initiative.

Eagles players visit Children's Hospital of Philadelphia, elementary schools, food pantries, retirement facilities, Eagles Care partners, and more.

**EAGLES CARE**



The Eagles Care initiative, built off the belief that strong nonprofits build strong communities, connects the team with local organizations and works to strengthen each partner's impact on the community.

Through these partnerships, the Eagles devote their attention, support, and resources to ensure that each group's work is being amplified. Since 2013, the team has welcomed 30 organizations to the Eagles Care family.

**EAGLES EYE MOBILE**



The Eagles Eye Mobile, powered by Vision To Learn, travels to communities throughout the School District of Philadelphia, offering comprehensive eye exams and, if needed, prescription eyeglasses and follow-up care at no cost to families.

The Eagles Eye Mobile, which was founded by former Eagles Pro Bowl guard Jermaine Mayberry, has impacted more than one million children in the Greater Philadelphia area since 1996.

**EAGLES SOCIAL JUSTICE FUND OF THE PHILADELPHIA FOUNDATION**

Established in 2018, the Eagles Social Justice Fund was formed to provide grants to organizations that work to reduce barriers to equal opportunity, with a specific focus on education, community and police relations, improving the criminal justice system, and other initiatives targeting poverty, racial equality, and workforce development in the Greater Philadelphia area.

The Eagles Social Justice Leadership Council is led by a panel of players and club executives who work to identify potential grant recipients and secure contributions to the Fund, which is built through one-to-one matching donations by players and the club.

Through the first seven years, the program has provided area-based organizations with more than \$2.6 million in funding.



The Eagles' anti-gun violence campaign is aimed at combating a serious issue that thousands of Philadelphia residents face in their neighborhoods. In conjunction with local nonprofits and the City of Philadelphia, the team created a resource website, EndPhillyGunViolence.com, which has been designed to aggregate information and steer young people to proven and effective help.






**YOUTH FOOTBALL**

The Eagles are dedicated to inspiring the next generation of Eagles fans by increasing participation in youth football across the Greater Philadelphia area.

The team accomplishes this through program development, equipment donations, and financial support. League platforms (NFL PLAY 60, NFL FLAG, Eagles Football Academy, 7v7 Tournaments) and grassroots partnerships (Leveling the Playing Field, Every Kid Sports, Positive Coaching Alliance) ensure that the game is being taught properly and setting the next generation up for success on the field.



**"FLYING FORWARD" WITH INNOVATION**



As part of the team's ongoing commitment to address the disparities in sports equipment for young female athletes, the Eagles and Operation Warm's FLY:FWD sports bra line has made it possible for girls of all ages in the Philadelphia area to compete at the highest level.

Launched in 2023, the FLY:FWD line has been designed specifically for young girls and women competing in sport. The idea to manufacture the innovative product line was originally put into place upon learning that the lack of female sports equipment,

specifically sports bras, is a major barrier to entry and can keep young girls from joining and remaining in sports.

In celebration of National Girls & Women in Sports Day on February 5, 2025, the Eagles expanded their outreach into New Orleans – the site of Super Bowl LIX – by equipping the local Girls on the Run chapter with 216 FLY:FWD sports bras.

The Eagles were the first NFL team to support female athletes through the donation of sports bras.



**GIRLS FLAG FOOTBALL INITIATIVE**

To support and promote female participation in sport, the Eagles launched the state’s first girls high school flag football league in 2022, featuring schools from the Philadelphia Public and Catholic Leagues. Through the first four seasons, the program expanded from 16 teams to 93, with an additional 38 teams in South Jersey.

On September 18, 2025, history was made when the Pennsylvania Interscholastic Athletic Association (PIAA) Board of Directors unanimously declared girls flag football as an officially sanctioned sport in the Commonwealth of Pennsylvania. A sport is considered for sanctioning when it adopts a set of operational and safety standards set forward by a governing body. In the case of girls flag football, it

was required that there be at least 100 participating teams across the state. In the three years leading up to the sport being sanctioned, the Eagles worked collaboratively with the Pittsburgh Steelers to meet the state’s 100 team threshold.

The Eagles’ support of girls flag football also includes the facilitation of learn-to-play, coaching, and officiating clinics, a girls flag sports performance combine, girls flag jamborees, and the girls flag championships, which have been hosted at the NovaCare Complex and Lincoln Financial Field.

The Eagles Girls Flag Football League has more than 1,600 participants across the eastern side of Pennsylvania.

**YOUTH FOOTBALL ACADEMY**

Held at locations across Pennsylvania and New Jersey, the Eagles Youth Football Academy is designed for all skill levels and delivers the ultimate Eagles youth football experience. Participants receive instruction and training from Eagles players, team legends, and Eagles Youth Football Academy staff at numerous locations throughout the year.



**HIGH SCHOOL COACH OF THE WEEK**

High school football coaches from the Philadelphia region are recognized each week during the season for their character, integrity, community support, commitment to player health and safety, and on-field success. Honorees are then considered for the Eagles High School Coach of the Year Award and the national Don Shula NFL High School Coach of the Year Award.



**MOBILE JUNIOR PRO CLINICS**

Mobile Junior Pro is an introductory level football clinic for elementary and middle school-aged children. The clinics emphasize skill development and fundamentals, aiming to introduce the sport of football in a fun and engaging way. Clinics often travel to schools, making them accessible to a wide range of children and feature appearances by Eagles players and team legends.





The bond shared between the Eagles and their fans has always been special. It is a relationship that has existed for generations and is one that continues to grow stronger with each passing year.

The Eagles, inspired by the year-round support they receive, make it a priority to further connect with their global fanbase through unique experiences and programs.

Annual events like Women’s Football Festival, Yoga on the Field, the Eagles Draft Party, Kids Club activities, and training camp public practices, among others, have brought fans and their families closer to the team. These touchpoints have even expanded internationally through the NFL’s Global Markets Program where the team has built brand awareness and fandom in Australia, Brazil, Ghana, and New Zealand.

On and off the field, throughout the year, in Philadelphia and beyond, the Eagles are proud to celebrate their fans in a variety of ways.



YOGA ON THE FIELD



EAGLES KIDS CLUB



EAGLES DRAFT PARTY



JUNIOR CHEER CLINICS



HIGH SCHOOL FOOTBALL SHOWDOWN



WOMEN’S FOOTBALL FESTIVAL



GLOBAL MARKETS PROGRAM



FANTASY FOOTBALL DRAFT PARTY



The Eagles’ sustainability journey began in 2003 with the opening of Lincoln Financial Field. Since then, the team’s Go Green program has transformed into a company-wide, internationally recognized effort that works year-round to reduce the organization’s environmental footprint in a financially responsible manner.

With the help of partners and fans, the Eagles have developed a multi-operational action plan that incorporates green energy production, recycling, composting, energy efficiency, ocean conservation, and reforestation, among other ventures.

The Eagles, who wear the color “green” with pride, are committed to serving as proud environmental stewards for a community that gives so much to them throughout the year.

**PARTNERS IN SUSTAINABILITY**



**“SUSTAINABLE” SUCCESS**



The Eagles are the first professional sports team in the world to receive the prestigious ISO 20121 Event Sustainability Management System certification.

ISO 20121 is an international standard designed to help organizations in the event and hospitality industry integrate sustainability into their management operations.



In June 2024, Lincoln Financial Field received LEED Platinum certification from the U.S. Green Building Council for its commitment to operational sustainability.

Through design, construction, and operation practices that improve environmental and human health, LEED-certified buildings are helping to make the world a more sustainable place.



In September 2020, Lincoln Financial Field achieved Global Biorisk Advisory Council (GBAC) STAR accreditation. Under the guidance of GBAC, a Division of ISSA, the worldwide cleaning industry association, Lincoln Financial Field was recognized for implementing stringent protocols in the areas of cleaning, disinfection, and infectious disease prevention.

**SUSTAINABILITY & ENVIRONMENTAL BIRDSEED**

- First NFL stadium to recycle beverage containers through the utilization of reverse vending machines
- First professional sports team in Philadelphia to switch from plastic straws to an eco-friendly alternative made from 100% renewable resources
- 10,456 solar panels have positioned Lincoln Financial Field to be among the greenest major sports facilities in the world
- Diverts more than 99% of waste from landfills through the team’s energy-from-waste program
- Installation of water filtration fountains at the team’s facilities has eliminated the use of more than one million plastic water bottles
- Implemented a closed-loop recycling program with Braskem that collects bottle caps and turns them into new material for use at the stadium
- In partnership with West Pharmaceutical Services, 30 trees are planted for every successful field goal made by the Eagles
- The Bellwether District invests in community cleanup projects around Philadelphia for every touchdown scored by the Eagles
- Achieved a 50% wattage reduction by replacing the stadium’s lights with patented, high-powered LED lighting technology
- Staff is equipped with sustainable rain ponchos made from sugarcane ethanol, a renewable raw material that has a carbon-negative life cycle



Home to the Super Bowl LII and LIX champion Philadelphia Eagles, Lincoln Financial Field is a prime destination for sports and entertainment, offering guests a world-class experience in a safe, clean, and friendly environment.

In addition to Eagles home games, Lincoln Financial Field has become famous for showcasing high-profile sporting events and attractions throughout the year.

Since opening in August 2003, Lincoln Financial Field has played host to 57 star-studded concerts, 43 soccer matches featuring the world’s most distinguished clubs, WrestleMania XL, the iconic Army-Navy Game, NHL Stadium Series, NCAA Men’s Lacrosse Championships, Monster Jam, Temple University football, and many other marquee events. Looking ahead to 2026, Lincoln Financial Field will serve as one of 16 North American venues to host the FIFA World Cup.

A state-of-the-art facility located in the heart of Philadelphia, Lincoln Financial Field has become one of the world’s most admired stadiums due to its commitment to the fan experience.

FACTS & FIGURES	
Broke Ground	May 7, 2001
Opened	August 3, 2003
Revitalized	Feb. 2012 - Aug. 2014
Capacity	69,879
Solar Panels	10,456
Playing Surface	Bermuda Grass
North End Zone HD Video Board	5,184 square feet
South End Zone HD Video Board	4,320 square feet
Concerts	57
Soccer Matches	43
Executive Suites	174
Concessions	62
Wi-Fi Connections	46,000
Home Record (Regular Season + Playoffs)	130-78-1
Twitter	@LFFStadium







# HOME TO THE SUPER BOWL LII & LIX CHAMPION PHILADELPHIA EAGLES



## WORLD TOURS & CONCERTS

- July 30-31, 2025 The Weeknd
- May 23 & 25, 2025 Metallica
- May 10, 2025 George Strait
- May 5, 2025 Kendrick Lamar & SZA
- August 18, 2024 P!nk
- August 6-7, 2024 Zach Bryan
- June 11, 2024 Rolling Stones
- June 8, 2024 Kenny Chesney
- July 28-29, 2023 Luke Combs
- July 12, 2023 Beyoncé
- June 16, 2023 Billy Joel & Stevie Nicks
- June 3, 2023 Ed Sheeran
- May 12-14, 2023 Taylor Swift
- August 31, 2022 Rammstein
- July 14, 2022 The Weeknd
- June 18, 2022 Kenny Chesney
- June 8, 2022 Coldplay
- July 23, 2019 The Rolling Stones
- September 27, 2018 Ed Sheeran
- July 30, 2018 Jay-Z & Beyoncé
- July 13-14, 2018 Taylor Swift
- June 9, 2018 Kenny Chesney
- June 18, 2017 U2
- May 12, 2017 Metallica
- September 29, 2016 Beyoncé
- August 6, 2016 Coldplay
- July 14, 2016 Guns N' Roses
- June 25, 2016 Kenny Chesney
- June 5, 2016 Beyoncé
- September 1, 2015 One Direction
- August 30, 2015 Kevin Hart
- July 11, 2015 Kenny Chesney
- June 12-13, 2015 Taylor Swift
- August 15, 2014 Luke Bryan
- August 13-14, 2014 One Direction
- July 19-20, 2013 Taylor Swift
- June 8, 2013 Kenny Chesney
- June 16, 2012 Kenny Chesney
- August 6, 2011 Taylor Swift
- July 14, 2011 U2
- June 18, 2011 Kenny Chesney
- June 27, 2009 Kenny Chesney
- July 19, 2008 Kenny Chesney
- June 23, 2007 Kenny Chesney
- August 8, 9 & 11, 2003 Bruce Springsteen





## NATIONAL & INTERNATIONAL SOCCER MATCHES

### FIFA CLUB WORLD CUP

- July 4, 2025 Quarterfinal: SE Palmeiras vs. Chelsea FC
- June 28, 2025 Round of 16: SE Palmeiras vs. Botafogo FR
- June 26, 2025 FC Salzburg vs. Real Madrid CF
- June 24, 2025 Espérance de Tunisie vs. Chelsea FC
- June 22, 2025 Juventus FC vs. Wydad AC
- June 20, 2025 CR Flamengo vs. Chelsea FC
- June 18, 2025 Manchester City FC vs. Wydad AC
- June 16, 2025 CR Flamengo vs. Espérance de Tunisie

### RIVALS IN RED TOUR

- July 31, 2024 Arsenal FC vs. Liverpool FC

### MEXTOUR

- October 17, 2023 Mexico vs. Germany

### PREMIER LEAGUE SUMMER SERIES

- July 23, 2023 Newcastle United FC vs. Aston Villa FC
- July 22, 2023 Fulham FC vs. Brentford FC
- July 22, 2023 Chelsea FC vs. Brighton & Hove Albion FC

### U.S. WOMEN'S NATIONAL TEAM (USWNT) VICTORY TOUR

- August 29, 2019 USWNT vs. Portugal

### CONCACAF GOLD CUP

- June 30, 2019 USMNT vs. Curacao
- June 30, 2019 Jamaica vs. Panama

### CONCACAF GOLD CUP

- July 19, 2017 USMNT vs. El Salvador
- July 19, 2017 Costa Rica vs. Panama

### COPA AMÉRICA CENTENARIO

- June 14, 2016 Chile vs. Panama
- June 11, 2016 USMNT vs. Paraguay
- June 9, 2016 Uruguay vs. Venezuela

### CONCACAF GOLD CUP (FINAL)

- July 26, 2015 Mexico vs. Jamaica

### CONCACAF GOLD CUP

- July 18, 2009 USMNT vs. Panama
- July 18, 2009 Canada vs. Honduras

### FIFA WOMEN'S WORLD CUP

- September 25, 2003 Sweden vs. North Korea
- September 25, 2003 USWNT vs. Nigeria
- September 20, 2003 Norway vs. France
- September 20, 2003 North Korea vs. Nigeria

### CLUB FRIENDLIES

- March 22, 2024 Argentina vs. El Salvador
- July 25, 2018 FC Bayern Munich vs. Juventus FC
- August 2, 2014 AS Roma vs. Inter Milan
- August 11, 2012 Real Madrid CF vs. Celtic FC
- August 10, 2011 USMNT vs. Mexico
- July 23, 2011 Real Madrid CF vs. Philadelphia Union
- July 20, 2010 Manchester United FC vs. Philadelphia Union
- May 29, 2010 USMNT vs. Turkey
- May 15, 2010 Philadelphia Union vs. FC Dallas
- April 10, 2010 Philadelphia Union vs. DC United
- September 13, 2008 USWNT vs. Ireland
- November 6, 2004 USWNT vs. Denmark
- August 2, 2004 AC Milan vs. Chelsea FC
- July 28, 2004 Celtic FC vs. Manchester United FC
- August 3, 2003 Manchester United FC vs. FC Barcelona

## 2026 FIFA WORLD CUP

Lincoln Financial Field has been selected as a 2026 FIFA World Cup host venue. It is one of 16 stadiums across the United States, Canada, and Mexico to earn the prestigious honor.





# SIGNATURE EVENTS





The Eagles Cheerleaders, comprised of both women and men, serve as entertainers and global brand ambassadors for the organization.

In addition to Eagles home games, the Eagles Cheerleaders appear at some of the world's most distinguished events, most recently performing in Brazil for the historic first-ever NFL game in South America, as well as Super Bowl LIX in New Orleans.

The 32 members of the squad are socially conscious individuals with inspiring life experiences, utilizing their platform to make a positive impact through humanitarian work and participating in overseas Goodwill Military Tours.

Careers of current squad members include a pediatric oncology researcher, special education teacher, engineer, and biomedical artist.

The squad celebrates diversity, authenticity, and creates meaningful connections with fans, such as engaging with today's youth and furthering the mission of the Eagles Autism Foundation.

