



***DON CORYELL***

PRO FOOTBALL HALL OF FAME  
CLASS OF 2023



# ***2023 MEDIA GUIDE***








**COMING 2024**



# 2023 SCHEDULE

## PRESEASON

WEEK	DATE	OPPONENT	TIME	NETWORK
1	Sat. Aug. 12	 @RAMS	6:00 pm	CBS LA
2	Sun. Aug. 20	 SAINTS	4:05 pm	CBS LA
3	Fri. Aug. 25	 @49ers	7:00 pm	CBS LA

## REGULAR SEASON

WEEK	DATE	OPPONENT	TIME	NETWORK
1	Sun. Sept. 10	 DOLPHINS	1:25 pm	CBS
2	Sun. Sept. 17	 @Titans	10:00 am	CBS
3	Sun. Sept. 24	 @Vikings	10:00 am	FOX
4	Sun. Oct. 01	 RAIDERS	1:05 pm	CBS
5		BYE		
6	Mon. Oct. 16	 COWBOYS	5:15 pm	ESPN
7	Sun. Oct. 22	 @Chiefs	1:25 pm	CBS
8	Sun. Oct. 29	 BEARS	5:20 pm	NBC*
9	Mon. Nov. 06	 @Jets	5:15 pm	ESPN
10	Sun. Nov. 12	 LIONS	1:05 pm	CBS
11	Sun. Nov. 19	 @Packers	10:00 am	FOX
12	Sun. Nov. 26	 RAVENS	5:20 pm	NBC*
13	Sun. Dec. 03	 @Patriots	10:00 am	CBS
14	Sun. Dec. 10	 BRONCOS	1:25 pm	CBS
15	Thu. Dec. 14	 @Raiders	5:15 pm	PRIME VIDEO
16	Sat. Dec. 23	 BILLS	5:00 pm	PEACOCK
17	Sun. Dec. 31	 @Broncos	1:25 pm	CBS
18	TBD	 CHIEFS	TBD	TBD*

All times Pacific & subject to change

#BOLTUP

# TABLE OF CONTENTS

2023 Schedule .....	1
Staff Directory .....	3
Chargers in the Community .....	8

## OWNERSHIP & FRONT OFFICE

Alex G. & Faye Spanos .....	18
Dean A. Spanos .....	20
Michael A. Spanos .....	23
A.G. Spanos .....	24
John Spanos .....	25
Jeanne M. Bonk .....	27
Ed McGuire .....	28
Fred Maas .....	29
LaDainian Tomlinson .....	30
Antonio Gates .....	31
Mark Fabiani .....	32
Tom Telesco .....	33
Brandon Staley .....	35
Assistant Coaches .....	38
Player Personnel .....	77
Football Staff .....	82
2023 Rosters .....	87

## PLAYERS

Veterans & Returning Players .....	89
Draft Choices .....	262
Rookie Free Agents & First-Year Players .....	273

## 2022 IN REVIEW

Regular-Season Stats .....	290
Defensive Stats .....	291
Participation Chart .....	292
Weekly Leaders/Single-Game Highs .....	293
Game Summaries .....	294

## RECORDS

Individual Records .....	304
Team Records .....	308
Career Top 10 .....	313
Single-Season Top 10 .....	315
All-Time 300-Yard Passing Games .....	317
All-Time 100-Yard Rushing Games .....	318
All-Time 100-Yard Receiving Games .....	320
All-Time 200-Yard All-Purpose Games .....	324
Longest Regular-Season Plays .....	325
Longest Postseason Plays .....	326
Individual Postseason Records .....	327
Team Postseason Records .....	329
The Last Time .....	330

## YEAR-BY-YEAR STATISTICS

1960-2022 .....	333
-----------------	-----

## HISTORY

All-Time Series History .....	398
Series Results .....	399
Prime-Time & Postseason Results .....	404
Preseason Results .....	405
Postseason History .....	407
Retired Numbers .....	423
Chargers in the Hall of Fame .....	424
NFL Honors .....	426
Chargers Honors .....	432
Chronology .....	433
Draft History .....	446
Draft Picks by School .....	453
Trade History .....	454
Chargers Uniform History .....	458
Head Coaches .....	460
Assistant Coaches .....	461
All-Time Alphabetical Roster .....	462
All-Time Colleges .....	471
All-Time Numerical Roster .....	472

## GENERAL INFORMATION

2023 NFL Regular-Season Schedule .....	484
2023 NFL Postseason Schedule .....	486
Chargers on Radio .....	487
Chargers Preseason Telecast .....	488
Chargers en Español .....	489
SoFi Stadium .....	490
Breaking Ground in Los Angeles .....	491
Media Information .....	492
Index .....	493



# STAFF DIRECTORY

## OWNERSHIP & EXECUTIVE MANAGEMENT

Owner (1984-2018) . . . . .	Alex G. Spanos
Owner and Chairman of the Board . . . . .	Dean A. Spanos
Co-Owner & Vice Chairman . . . . .	Michael A. Spanos
President of Business Operations . . . . .	A. G. Spanos
President of Football Operations . . . . .	John Spanos
Executive Vice President — Chief Operating Officer . . . . .	Jeanne M. Bonk
Executive Vice President of Football Administration/Player Finance . . . . .	Ed McGuire
Chief of Staff and Counselor . . . . .	Fred Maas
Special Assistant . . . . .	LaDainian Tomlinson
Legends Ambassador . . . . .	Antonio Gates
Special Counsel . . . . .	Mark Fabiani
General Counsel . . . . .	Deborah Dixon
Chief Administrative Officer . . . . .	Catherine B. Iste
Chief Financial Officer . . . . .	Yuman Pirzada
Senior Vice President, Stadium Strategy & Affairs . . . . .	Jim Rushton
Senior Assistant to the Executive Suite . . . . .	Joda Parent

## PLAYER PERSONNEL

Executive Vice President — General Manager . . . . .	Tom Telesco
Director of Player Personnel . . . . .	JoJo Wooden
Senior Director of Pro Personnel . . . . .	Louis Clark
Director of Pro Scouting . . . . .	Dennis Abraham
Assistant Director of Pro Scouting . . . . .	Tyler Lyon
Director of Football Administration . . . . .	Katie Sylvan
Senior Director of College Scouting . . . . .	Kevin Kelly
National Crosschecker . . . . .	Justin Sheridan
National Crosschecker . . . . .	James MacPherson
Area Scout . . . . .	Donovan Beidelschies
Area Scout . . . . .	Ethan Brodsky
Area Scout . . . . .	Chris Hobbs
Area Scout . . . . .	Mike Jasinski
Area Scout . . . . .	Patrick Ryan
Combine Area Scout . . . . .	Kevin McGuire
Scouting Assistant . . . . .	Jaylen Bannerman-Oden
Player Personnel Coordinator . . . . .	Chloe Sharabba

## COACHING

Head Coach . . . . .	Brandon Staley
Defensive Coordinator . . . . .	Derrick Ansley
Special Teams Coordinator . . . . .	Ryan Ficken
Offensive Coordinator . . . . .	Kellen Moore
Passing Game Specialist . . . . .	Tom Arth
Wide Receivers . . . . .	Chris Beatty
Defensive Passing Game Coordinator/Secondary . . . . .	Tom Donatell
Running Backs . . . . .	Derrick Foster
Assistant Special Teams . . . . .	Chris Gould
Assistant Secondary . . . . .	Will Harris
Front Seven Specialist . . . . .	Mike Hiestand
Linebackers . . . . .	Jeff Howard
Tight Ends . . . . .	Kevin Koger
Defensive Quality Control . . . . .	Robert Muschamp
Offensive Line . . . . .	Brendan Nugent
Quarterbacks . . . . .	Doug Nussmeier
Defensive Run Game Coordinator/Defensive Line . . . . .	Jay Rodgers
Assistant Offensive Line . . . . .	Shaun Sarrett
Offensive Assistant . . . . .	Phil Serchia
Outside Linebackers . . . . .	Giff Smith
Assistant Defensive Line . . . . .	John Timu
Offensive Assistant . . . . .	Pat White
Offensive Quality Control . . . . .	Chandler Whitmer
Director of Sports Performance . . . . .	Anthony Lomando
Head Strength & Conditioning . . . . .	Jonathan Brooks
Assistant Strength & Conditioning . . . . .	Lucius Jordan

COMMUNITY

FRONT OFFICE

VETERANS

DRAFT PICKS  
& FREE AGENTS

2022 IN  
REVIEW

RECORDS  
& HISTORY

GENERAL  
INFORMATION

## FOOTBALL STAFF

Vice President, Cultural Programs & Development	James Collins
Director of Player Health, Wellness & Performance	Marco Zucconi
Head Athletic Trainer	Salvador Lopez
Assistant Athletic Trainer/Physical Therapist	Allison Miner
Assistant Athletic Trainer	Alvin Cabrera
Assistant Athletic Trainer	Samuel O'Leary
Team Doctor	Dr. David Gazzaniga
Team Doctor	Dr. Russ Petrie
Team Doctor	Dr. James Ting
Team Doctor	Dr. Eugene Yim
Director of Football Operations	John Wiedmeier
Special Advisor to Business Operations	Mikey Spanos II
Director of Football Research & Analytics	Aditya Krishnan
Research Analyst/Football Operations	Alex Stern
Research Analyst	Noah Evangelides
Director of Video Operations	Brian Duddy
Senior Manager/Engineer, Video Operations	Ashton Garcia
Video Assistant	Aaron Sandoval
Senior Director of Player Engagement	Arthur Hightower
Director, Equipment Operations	Chris Smith
Assistant Equipment Manager	Kevin Duddy
Equipment Assistant	Chad Jessop
Equipment Assistant	Tasso Panopoulos
Head Groundskeeper	Ryan Rowland
Field Manager	Miles Cook
Field Manager	Tyler VandenAkker
Football Staff Assistant	Chuck Sandusky
Team Dietitian	Paige Crawford
Team Chaplain	George Gregory

## ACCOUNTING & FINANCE

Finance & Accounting — Benefits Specialist	Monica Aguilar
Revenue Manager	Celeste De Los Santos
Accounting Manager	Ted Dickenson
Payroll Lead	Adalia Fernandez
Financial Analyst	Ariel Imamoto
Revenue Accountant	Robin Manning
Accounts Payable Coordinator	Krystle Mays
Senior Accounting Specialist	Danelle McCoy
Accounting - Intern	Taylor McKindley
Controller	John Naimo
Senior Accountant	Cynthia Rodriguez
Senior Financial Analyst	Joey Sanchez
Director, Payroll and Benefits	Dayreca Sims

## BUSINESS INTELLIGENCE & TICKET OPERATIONS

Vice President, Ticketing and Business Intelligence	Megan Bell
Account Executive, Member Services	Henry Aguirre
Account Executive, Season Tickets	David Armstrong
Manager, Ticket Operations	Ruben Bahena
Account Executive, Season Tickets	Joseph Barakat
Account Executive, Premium Services	Alexis Barriga
Director, Sales	Brian Bracci
Senior Manager, Business Intelligence	Courtney Bustamante
Manager, Member Services	Omar Coss Y Leon
Account Executive, Member Services	Briana Covarrubias
Senior Manager, Sales	Kim Del Giudice
Director, Membership Services	Jessica Elliott
Guest Services Representative	Lia Evans
Account Executive, Premium Services	Karrigan Garcia
Account Executive, Group Sales	Gabriella Garcia
Senior Director, Strategy & Analytics	Tyler Glassman
Inside Sales Representative	Rian Godwin
Inside Sales Representative	Randall Hart
Guest Services Representative	Joanne Hernandez
Senior Analyst, Strategy and Analytics	Alyssa Ingerman
Account Executive, Season Tickets	Erik Lagunas
Digital Marketing Coordinator	Brady Laumb
Coordinator, Ticket Operations	Henry Little
Senior Manager, Ticket Operations	Chuck Loth
Director, Marketing Strategy & Analytics	Marc Mansour
Account Executive, Premium Services	Jonathan Marsh
Account Executive, Member Services	Luis Martinez
Account Executive, Group Sales	Kevin McCarthy
Account Executive, Season Tickets	Colin McGlinchey
Manager, Premium Services	Johnny Mendez
Account Executive, Member Services	Geovanne Mendoza
Account Executive, Member Services	Carlos Meza
Manager, Performance Marketing	Madison Miketa
Director, Ticket Operations	Kris Moerschel
Inside Sales Representative	Ian Nielson
Inside Sales Representative	Rachel Politi
Senior Data Scientist	Rohin Prabhakaran
Inside Sales Representative	Trent Rowser
Digital Product Specialist	Kiera Schettino
Account Executive, Season Tickets	Nicole Schiller
Inside Sales Representative	Danielle Soria
Inside Sales Representative	Antonio Thomas
Coordinator, Business Intelligence	Joshua Tran
Digital Marketing Coordinator	Tom Urquhart
Account Executive, Member Services	Khrystopfer Walton
Account Executive, Member Services	Noel Zuccaro

## COMMUNICATIONS

Senior Vice President, Communications & External Affairs	Josh Rupprecht
Vice President, Marketing Communications & Alumni Affairs	Jennifer Rojas
Senior Manager, Football Communications	Jamaal LaFrance
Manager, Football Communications	Brock Anderson
Senior Coordinator, Football Communications	Danny Markino
Coordinator, Marketing Communications & Alumni Affairs	Jordan Colquitt
Coordinator, Marketing Communications & Alumni Affairs	Leonie Strehl
Director, Brand Marketing & Strategy	Rachel Books
Coordinator, Marketing	Andrew Bodine
Team Photographer	Mike Nowak
Manager, Photography & Digital Assets	Ty Nowell

COMMUNITY

FRONT OFFICE

VETERANS

DRAFT PICKS  
& FREE AGENTS

2022 IN  
REVIEW

RECORDS  
& HISTORY

GENERAL  
INFORMATION

**COMMUNITY RELATIONS**

Vice President, Community Relations	Heather Birdsall
Manager, Los Angeles Chargers Impact Fund	Taylor Chavez
Director, Football Development	Zac Emde
Director, Community Organizing	Arianne Garcia
Community Relations Coordinator/Bolts Community Crew	Celina Giles
Manager, Football Development	Angellica Grayson
Senior Director, Cultural Affairs	Liliana Pérez
Coordinator, Los Angeles Chargers Impact Fund	Ana Spanos
Manager, Community Relations	Cheyenne Warren-Diaz

**CREATIVE SERVICES**

Art Director	Joshua Rhodes
Senior Designer	Tyler Brazas
Senior Motion Designer	Arthur Castillo
Graphic Designer	Danni Malinski

**CONTENT, PRODUCTION & GAME PRESENTATION**

Vice President, Content & Production	Jason Lavine
Manager, Game Presentation	Ally Barry
Director, Creative Video	David Bretto
Associate Producer/Editor, Creative Branding	Benjamin Chairnoff
Senior Coordinator, Social Media Producer	Jaemin Cho
Lead Producer, Post Production and Animation	Andrew Cordova
Director, Game Presentation	Kavita Dhillon
Senior Production Engineer	Brian Georgeson
Digital Content Coordinator	Michael Gonzalez
Senior Producer, Features and Branded Content	Carly Gough
Director, Social Media and Content Performance	Megan Julian
Senior Coordinator, Asset Management and Production	Gregory Kim
Producer/Editor, Creative Branding	Luke Kohli
Manager, Digital Media	Mary Mort
Junior Writer	Omar Navarro
Manager, Game Presentation	Georgia Nze
Manager, Paid Social Media and Content Analytics	Kasey Perez
Senior Director, Production	Tyler Pino
Producer/Editor, Features and Branded Content	Brian Raab
Senior Manager, Organic Social Media	Allie Raymond
Senior Writer	Eric Smith
Producer/Editor, Features and Branded Content	Paige Vinnicombe

**FACILITY & STADIUM OPERATIONS AND EVENTS**

Director, Facilities & Construction	Jon Lucas
Director, Project Management	Abraham Garcia
Vice President, Entertainment Teams & Programs	Lisa Simmons
Staff Assistant	Chris Acosta
Manager, Event Operations	Tara Bridges
Head Staff Assistant	Paul Chapman
Senior Director, Events & Stadium Operations	Maria Garcia
Coordinator, Facilities	Patrick Kourafas
Executive Staff Assistant	Chris Lopez
Senior Manager, Event Operations	Ryan Millison
Executive Staff Assistant	Marvin Norton
Manager, Maintenance	Mike Padden
Executive Staff Assistant	Ron Pasillas
Senior Manager, Entertainment & Event Production	Kaelie Sweet



## INFORMATION TECHNOLOGY

Senior Director, IT	Steve Bohlsen
IT Systems Administrator	Marcus Figueroa
IT Systems Administrator	Eduardo Molina
IT Systems Administrator	Kiara Wilcox
Senior Systems Administrator, IT	Kyle Wong

## LUX SALES & SERVICE

Vice President of Chargers LUX	Kevin Gessay
LUX Sales Manager	Brithany Baker-Cohen
Director, Chargers Lux	Karleen Córdova
LUX Sales Manager	Eric Gold
LUX Sales Manager	Laura Hartigan
Senior Manager, LUX	Jonathan Jackowski
LUX Sales Manager	Christian Lewis
Coordinator, Chargers LUX	Kalie Rubey
Coordinator, Chargers LUX	Nicole Saldana
Director, Premium Experiences	Eric Silva
Senior Director, Premium Sales	Carson Woods
Account Executive, Premium Experiences	Hannah DeFarkas
LUX Sales Manager	Shelton Glenn
Account Executive, Premium Experiences	Vanessa Gonzalez
Account Executive, Premium Experiences	Christopher Qualls
LUX Sales Manager	Andrea Wellins

## PARTNERSHIP SALES

Vice President of Business Development	Tom Morris
Vice President, Digital Sales & Strategy	Kelly Hamilton

## SECURITY

Director of Security	Bill Stetson
Security	Charles Cavitt

## STRATEGIC SOLUTIONS

Vice President, Strategic Solutions	Kacey Knauf
Manager, Strategic Solutions	Jacob Bratman
Senior Manager, Activation Operations	Joe Castellaneta
Project Coordinator	Taylor Fardig
Coordinator, Corporate Partnership Services	Omar Flores-Romero
Senior Director, Strategic Solutions	Kristen Hartwell
Manager, Partnership Strategy	Evan Jones
Manager, Strategic Solutions	Nikolas Kessler
Coordinator, Strategic Solutions	Daniela Mirell
Senior Coordinator, Strategic Solutions	Ayaka Otsuka
Senior Director, Partnership Strategy	Maggie Parker
Media Coordinator, Corporate Partnership Services	Chris Simmons
Director, Media Solutions	Rachel Todd
Coordinator, Strategic Solutions	Elle Uyeda
Digital Account Director, Strategic Solutions	Bianca Verdi

COMMUNITY

FRONT OFFICE

VETERANS

DRAFT PICKS  
& FREE AGENTS

2022 IN  
REVIEW

RECORDS  
& HISTORY

GENERAL  
INFORMATION

# CHARGERS IN THE COMMUNITY

## CHARGERS IMPACT FUND



**8,064**  
BOOKS DONATED

to local youth through the Impact Fund's First Downs for First Books program since its inception in 2020



**1,000**  
BIKES FOR KIDS DONATED

to Los Angeles youth over the past six seasons

## CHARGERS COMMUNITY ENGAGEMENT

**466** & **1,226**  
VOLUNTEERS HOURS

at Bolts Community Crew events



**160** DOGS ADOPTED  
OR FOSTERED

after being featured in Chargers-sponsored or hosted adoption events



## FOOTBALL DEVELOPMENT

**8,400** YOUTH FOOTBALL  
PARTICIPANTS



in youth & high school football programming hosted or supported by the Chargers in 2022

**2,000** TICKETS  
DONATED



to youth football programs throughout Southern California






**LOS ANGELES CHARGERS**  
**IMPACT FUND**

HELPING FAMILIES THRIVE

**ABOUT THE CHARGERS IMPACT FUND**

*“Believe in yourself. There is nothing you can’t do if you set your mind to it.”*  
– Alex Spanos

Driven by love of family, gratitude for community and a passion for giving back, Alex and Faye Spanos established the Chargers Impact Fund in 1995 to help people see the best in themselves and achieve their dreams.

Born into a blue-collar family of Greek immigrants, Alex began working in his father’s bakery at age eight. The values of hard work and perseverance – paired with a courageous spirit and what would become trademark unwavering honesty – quickly formed the foundation that drove his success in business. As he grew into a titan of industry, eventually realizing his life-long dream of owning a professional football team, Alex remained convinced that his success was due to the support he received from wife Faye, his family and his community.

Alex and Faye’s gratitude and optimism served as catalysts for what ultimately became a legacy of decades-long philanthropy. The more they gave back, the richer their lives grew – be it through the experiences they had, personal stories they learned or relationships they nurtured.

Though Alex and Faye passed in 2018, their legacy of giving lives on through the work of the Chargers Impact Fund. Modeled after their belief that a solid family foundation, and the ability to lean on each other, is critical to future success, the Impact Fund brings fans, volunteers, players and donors together to create supportive environments in which the next generation can thrive.

**LA FOR EVERYONE**

**VISION**

Where everyone feels part of the community and all things seem possible.

**MISSION**

We bring people together to empower youth, generate access and create opportunity in under-resourced neighborhoods so today’s dreams can become tomorrow’s reality.

**VALUES**

**KINDNESS**

We believe in the power of kindness to cultivate a connected and compassionate Los Angeles.

**FAMILY**

We believe that we are all members of one family, whose common good depends on everyone’s personal involvement – Alex Spanos

**SERVICE**

We partner with leaders on the frontlines of impacted communities. Our work supports these leading organizations.

**OPTIMISM**

We are a bright spot for our community. We recognize the difficult issues many Angelenos are facing, and we inspire joy and happiness.




# CHARGERS IMPACT FUND IN 2022-2023

## YOUTH EMPOWERMENT

*We empower the next generation to achieve their dreams through education, mentorship, and sports-based youth development.*

### BOLT ACADEMY

10 juniors and seniors from Inglewood high schools successfully completed the second season of the Impact Fund's *Bolt Academy* program sponsored by SoFi. In partnership with Inglewood Unified School District and Brotherhood Crusade – a leading nonprofit organization building power in South LA for over 50 years – the students participated in a minimum of 40 hours of classroom instruction, and over 70 hours of work experience with the Chargers working home games at SoFi Stadium.



### BOLTS BOOK CLUB

Studies have shown that students who fall behind in reading comprehension before the 3rd grade are likely to struggle academically later in life. The Impact Fund began the *Bolts Book Club* program in 2020 to address this issue and have committed \$100 worth of books to local youth for every Chargers first down.



- ⚡ 5,053 books were distributed to students across Southern California in 2022 through special events and distributions
- ⚡ 70 kids from the Boys & Girls Club of Metro Los Angeles' Challengers Clubhouse participated in a reading event with 140 books distributed. Chargers players Josh Harris and J.K. Scott, as well as Chargers Pup, Brisket, joined the group to encourage the kids to continue to develop a love of reading.
- ⚡ 120 books were distributed to 60 Pre-K and Kindergarten students from Lincoln Elementary when they attended the second annual literacy event hosted by the Impact Fund and Wallis Annenberg PetSpace.
- ⚡ 150 books were distributed to 75 students from Santa Ana schools who attended a field trip to celebrate Read Across America Day and Dr. Seuss' birthday at Hoag Performance Center.





## COMMUNITY ADVANCEMENT

We engage fans, players and partners to foster a sense of belonging through safe places to play and access to basic needs.

### LEGACY FIELDS

In 2022 the Impact Fund partnered the City of Los Angeles, Oakley and Find Your Grind Foundation to assist in the renovation of South Park's turn field and amenities through the *Legacy Fields* program.



### CHARGERS CHAMPIONS

For over two decades the Chargers Impact Fund have provided San Diego and Imperial County schools to provide resources and funding for schools to assist students, teachers, and communities through the *Chargers Champions* school granting program. In 2022, six schools benefitted from this program with students seeing their facilities transformed.

### COMMUNITY CORNER

Through the Los Angeles Chargers *Community Corner* Ticket Program, Chargers players sponsored 1,300 tickets to benefit community and youth-focused nonprofit organizations to attend a home game in the exclusive Community Corner section of SoFi Stadium. In addition to tickets, recipients received a concession voucher and various Chargers promotional items to showcase their fandom and cheer the Bolts on during the game.

### BIKES FOR KIDS

The Impact Fund continued an 18-year tradition of surprising local elementary school students with brand new bikes for the holidays. Chargers OLB Khalil Mack, DL Morgan Fox and K Cameron Dicker were among the players who joined the Bikes for Kids Foundation and Pechanga Resort Casino at Mayo Elementary School where they were greeted by over 150 second and third grade students. The bikes were built by Bolts Community Crew volunteers the weekend before and kept hidden from the students until the players revealed the news that each student in the grade would receive a new bike, helmet and lock.



### JORDAN HIGH SCHOOL WEIGHT ROOM

The Chargers Impact Fund partnered with Oakley to renovate the weight room at Jordan High School in Los Angeles. Derwin James Jr. attended the unveiling and presented new helmets, Oakley visors and sunglasses to the football team.



### EAST VALLEY ANIMAL SHELTER

The Impact Fund committed over \$113,000 to renovating East Valley Animal Shelter. The renovation included installing new turf in the shelter's play yards that will directly benefit thousands of dogs each year as they come through the facility waiting on their "fur-ever" family.



### SPAY & NEUTER CLINICS

210 dogs received spay and neuter services through Chargers Impact Fund sponsorships of clinics throughout Los Angeles. Aimed at assisting the influx of animals into an already overcrowded shelter system - spay and neuter services and education are an essential element in the Chargers' animal welfare work to combat overcrowding.

# CHARGERS COMMUNITY ENGAGEMENT

## MISSION STATEMENT

*The LA Chargers contribute to a thriving, vibrant Southern California by creating access and opportunities that positively impact the lives of youth, animals and our neighbors.*

We use our platform to create joyful and memorable experiences, provide opportunities to serve our thriving communities, and honor and recognize local leaders. The Chargers prepare youth to succeed in life by administering and supporting programs focused on character development, career exploration and education. Because pets can be an important contribution to a thriving family unit, we connect community members to organizations and services to improve their quality of life.

#LAforEveryone

## THRIVING NEIGHBORHOODS

### BOLTS COMMUNITY CREW

Over 450 members of the Bolts Community Crew participated in Chargers events in 2022 and volunteered over 1,200 hours to directly support the Southern California community. *The Bolts Community Crew* is the Chargers' official volunteer platform that seeks to harness the passion of the Bolt Fam to drive impact across Southern California and support the team and Chargers Impact Fund's philanthropic endeavors.

- 80 volunteers joined the Bolts and Village for Vets to paint over 130 tiny shelters to beautify the space for military Veterans who have experienced homelessness at West LA's VA Hospital.
- 50 Chargers front office staff members packed 300 JoyJars provided by the Jesse Rees Foundation to benefit Children's Hospital Los Angeles and bring joy to pediatric cancer patients.
- Over 70 volunteers sorted nearly 30,000 pounds of produce at Second Harvest Food Bank with all the produce boxes being distributed locally throughout Orange County.



### SALUTE TO SERVICE

Alex Spanos proudly served our country as a tail gunner in the United States Air Force from 1942 to 1946. The Chargers and Chargers Impact Fund know that we owe a debt of gratitude to those who have borne the battle on our behalf, which is why the organization and Spanos family have continued this legacy of commitment to our troops, veterans, and their families in 2022.

- The team honored five fallen military heroes and their gold star families in an annual partnership with the nonprofit, Tragedy Assistance Program for Survivors (T.A.P.S.). The families were invited to attend a practice to meet the team, and were honored during halftime at the annual Salute to Service game.
- 40 members of Chargers alumni T.A.P.S. families attended a special tree planting event the Saturday before the annual Salute to Service game. Each family planted a tree in honor of their fallen soldier and were invited to attend the game the following day.
- In November, weekly Boots & Bolts visits were conducted where active duty servicemembers, Veterans and their families toured the Chargers facility and met members of the team after practice.



## SALUTE TO SERVICE NOMINEE

DL Morgan Fox was the Chargers nominee for the annual Salute to Service Award in recognition of his work with the Wounded Warrior Project. Prior to the annual Salute to Service game, Fox was invited to lead the team in running out of the tunnel with the American Flag and presenting it to his father and grandfather – both military Veterans.

## CRUCIAL CATCH

As part of the NFL's Crucial Catch campaign, the Chargers and Chargers Impact Fund continued to raise awareness for the importance of early detection in the fight against cancer while supporting patients, caregivers and survivors of breast cancer. A month-long initiative in October, the team's Crucial Catch efforts are led by Susie Spanos, a breast cancer survivor and the wife of Controlling Owner and Chairman Dean Spanos. Susie knows firsthand the importance of early detection and she continues to lead the team's efforts to ensure local men and women get screened for detectable cancers.

- ⚡ 50 breast cancer survivors participated in the annual Crucial Catch game and were honored during pregame and halftime festivities. 100 Zeta Tau Alpha members joined the Bolts on gameday to pass out pink breast cancer awareness ribbons to fans and participate in on-field moments honoring the breast cancer patients, and oncology doctors and nurses.
- ⚡ 52 women received free mammograms over the course of three mammography days sponsored by the Bolts and in partnership with the American Cancer Society and Gilead Sciences.
- ⚡ 100 people from the Pediatric Cancer Research Foundation attended the Chargers annual Halloween Trick-or-Treat Trail at the Chargers practice facility. The attendees consisted of patients and their families who were invited to attend to meet Chargers players and have a fun evening filled with spooky treats and a special book reading by Head Coach Brandon Staley.



## YOUTH DEVELOPMENT

*The Chargers prepare youth to succeed in life by administering and supporting programs focused on character development, career exploration and education.*

### DEBBIE ALLEN DANCE ACADEMY

The 2022 rookie class visited Debbie Allen Dance Academy to tour the nonprofit's new facility and meet with Jordan High School football players. During their time visit the rookies shared their journey to the NFL and advice for the high school players.



### BOLTS CAREER ACCELERATOR PROGRAM

Nearly 70 attendees from local athletic training after-school programs attended the first annual "Careers in Sports Medicine Symposium" hosted by the Chargers. Local high school students were invited to hear from Chargers Team Doctor, Assistant Athletic Trainer and Assistant Team Nutritionist on their careers and journey into working in sports medicine. The students received a behind-the-scenes tour of the team's facilities and had the chance to meet OL Zion Johnson.

## ANIMAL WELFARE

*Because pets are an important contribution to a thriving family unit, we connect fans and community members to organizations and services to improve their quality of life.*

Since 2020, the Bolts have strategically partnered with local shelters, rescues and nonprofits to raise awareness for animal welfare causes and initiatives. Through these partnerships, the Chargers have hosted and supported pet adoptions, pet wellness events and spay and neuter clinics.

### PET ADOPTION


54 dogs found their fur-ever homes after being featured at adoption events hosted by or sponsored by the Chargers this year.

To date, 160 animals have found homes throughout Southern California as the Bolts have worked with local groups to highlight the importance of adopting shelter and rescue animals.



### CHARGERS PUP

The official Chargers Pup, Brisket, reached a milestone in his journey of becoming a service animal in February 2023 when he graduated from puppy training. Brisket is currently in his final round of professional training with the nonprofit, Canine Companions, with the goal of becoming a service animal for a person with disabilities. Throughout his time as the Chargers Pup, Brisket was the face of the team's work in animal welfare and even attended games and community events to interact with fans and raise awareness of the importance of service animals.



### ANIMAL WELLNESS CLINIC

Through a partnership with the Michelson Found Animals Foundation, the Bolts assisted in funding wellness and hygiene services for 332 pets during a Wellness Clinic at Morningside High School in Inglewood. An estimated 227 families had their pets vaccinated and microchipped in addition to hygiene services.

### MOST VALUABLE PUP (MVP)

18 adoptable dogs were featured as the Chargers' Most Valuable Pups during the 2022 season's home games. The program highlights local animals and encourages adoption while raising awareness for the important work of shelters and rescues throughout Southern California.





# CHARGERS FOOTBALL DEVELOPMENT

## VISION

*Establish football as the primary youth sport of choice for families throughout Southern California.*

## MISSION

*To provide safe, inclusive and educational opportunities for athletes to learn and develop their skills in football, while fostering a sense of family and leadership that extends beyond the field.*

## VALUES

### FAMILY

We believe in bringing people together to create a family-like environment that fosters relationships and a sense of community among our players, coaches and families.

### SAFETY

We prioritize the safety and well-being of our athletes, providing the necessary resources and training to ensure a safe and healthy environment for all.

### INCLUSION

We welcome and celebrate diversity, creating a culture of inclusivity that values and respects all individuals.

### LEADERSHIP

We strive to develop strong leaders both on and off the field, instilling values of integrity, accountability, excellence and teamwork.

### FUN

We incorporate games and competition in our programming that teach the game of football through fun and creative ways. We make football accessible and enjoyable for everyone.

## DEVELOPMENT & EDUCATION

### HIGH SCHOOL ALL-STAR GAMES

180 players from 80 Southern California high school football programs participated in the annual Alex Spanos All-Star Classic and OC All-Star games. The 32nd Annual Alex Spanos All-Star game continued the team's long-standing support of the rivalry matchup between north and south county's best players as well as the organization's ongoing support for tackle football throughout the region. Both games supported by the Chargers celebrate athletic excellence and provide the players with one last chance to play underneath the Friday night lights before they graduate.



### TAKE CHARGE

The Bolts partnered with American Airlines to invite 100 athletes and coaches from 40 schools to take part in the team's character and leadership program *Take Charge*. The seminar and program were aimed at developing high school football players across Southern California into leaders both on and off the field. Students participated in a summit in the Chargers locker room at SoFi Stadium where they heard from players Asante Samuel Jr. and Joshua Palmer on their journey to the NFL.



## DEVELOPMENT & EDUCATION (CONT.)

### NIKE 11-ON

400 players from 16 local high school football and girls flag programs participated in the second Nike 11-On - an annual high school football team competition that focuses on building transferable life skills while also encouraging team play over individual recognition. The two-day camp was held at Long Beach Poly High School where the athletes from local programs participated in 7-on-7 drills, lineman challenges and team building exercises with Chargers All-Pro LT Rashawn Slater.



## EXPERIENCES



### JR. CHARGERS TRAINING CAMPS

Over 800 youth from Los Angeles participated in Jr. Chargers Training Camps throughout the year resulting in 68,130 minutes of physical activity. Special sessions of the camps were offered for all Inglewood elementary schools during the 2023 off-season as part of the Chargers and the NFL's Play60 initiative, which encourages young people to get physically active for at least 60 minutes a day.

### YOUTH FOOTBALL TRADITION

100 local youth tackle football and flag players participated in the Chargers' Youth Football Tradition during home games last season. This special experience highlights young athletes and gives them the opportunity to run out of the tunnel at SoFi Stadium with the team before kickoff. The youth athletes also joined the team on the field for the national anthem and were invited to enjoy the rest of the game from club-level seats.



### NFL NETWORK VISITS

90 athletes and coaches from 6 local programs participated and appeared on NFL Network's "NFL Gameday Morning" show and appeared in various segments with the hosts. This partnership between the League, Chargers and NFL Network aimed to create a platform to highlight local youth and high school football programs, and introduce the teams to NFL Legends and talent. All participants were invited to attend the Chargers home game following their appearance on the morning show.

### TRAINING CAMP

For the 5th consecutive year, the Chargers invited local youth and high school football teams to fundraise for their programs at Training Camp. The Bolts donate and provide beverages for the student athletes sell to fans attending practice and 100% of the proceeds go to the athletes' teams. In 2022, 12 teams raised a total of \$15,000 during Camp.

35 schools and programs across Southern California were invited to attend Training Camp to watch an open day of practice as part of the annual "Youth & High School Football Day" at Jack Hammett Sports Complex. All the young athletes that attended Camp were also invited to redeem free tickets for a Chargers preseason game at SoFi Stadium.



## SUPPORT

### COACH OF THE WEEK

33 coaches from Los Angeles, Orange, and San Diego Counties were recognized as the Chargers "Coach of the Week" during the high school football season. Each coach that was honored was selected by fan vote and received a \$1,000 donation from the Chargers and Chargers Impact Fund to go towards their team's football program.



### EQUIPMENT DONATIONS

The Los Angeles Chargers Donation Program provides new and moderately used cleats, gloves, towels and other field equipment to youth and high school student athletes across Southern California. Throughout the year, the Bolts donated over 2,000 items and supported 50 high school programs with these equipment and apparel donations.

### INGLEWOOD HIGH SCHOOL

The Bolts donated \$10,000 to sponsor the Inglewood High School football team's banquet - their first in over a decade. 300 players, parents and coaches attended to show their support for the program.

## FLAG FOOTBALL

### LEAGUE OF CHAMPIONS

16 Los Angeles high schools took part in the second year of the League of Champions - the girls' flag football pilot league as part of a collaboration between the Los Angeles Chargers and Rams. The 300 participating female student athletes paved the way for girls flag being sanctioned as an official high school sport in the state of California in February 2023.



### GIRLS FLAG COLLEGE SHOWCASE

The Chargers partnered with professional women's tackle football team, LA Legends, to host the first-ever Girls Flag College Showcase in Los Angeles. 100 participating athletes demonstrated their skills in a series of drills and workouts in front of coaches and recruiters from 7 NAIA schools. As a result, a total of 20 scholarships were offered to athletes to join those collegiate programs.



### SUPER BOWL TICKET SURPRISE

In honor of the 50th anniversary of the passing of Title IX, the Chargers, and the NFL honored girls in sports and in particular, girls in football, all throughout 2022. To culminate the year and celebrate the Chargers dedication to girls' flag, the team and league partnered to donate 6 Super Bowl tickets to champions of women in sport in Los Angeles. Surprised on gameday by Chargers Legend Antonio Gates, all recipients received game tickets to Super Bowl LVII in Arizona and received hotel and airfare courtesy of the team.





## ▶ ALEX & FAYE SPANOS

### REMEMBERING ALEX SPANOS

Alexander Gus Spanos, Chargers owner and Spanos family patriarch, was the embodiment of the American dream. Alex's legacy is one of perseverance, compassion, philanthropy and, most of all, a passion for his family — a family that will carry on his spirit for generations to come.

Alex was, quite simply, a force of nature who inspired everyone he encountered, rising from humble beginnings to become an American business icon. He was a devoted husband, loving father, doting grandfather and great-grandfather, celebrated businessman, loyal friend, generous philanthropist and a compassionate man who cared deeply for his community.

Born in South Stockton to Greek immigrants Constantinos “Gus” Spanos and Evanthia Tsopelas Koumentakou in 1923, Alex's tireless work ethic and fearlessness was instilled in him at an early age. When he was eight years old, he began working at his father's bakery, waking up at 4 a.m. to bake bread and pastries before school. He worked 15-hour days for seven days a week through his early adulthood.

While pursuing an engineering degree at Cal Poly, San Luis Obispo, his studies were put on hold following the attack on Pearl Harbor. In 1942, Alex left college to enlist in the U.S. Air Force and was stationed at Tarpon Springs, Florida. It was there that he met the love of his life, Faye Papafakis, who remained by his side for the next 77 years.

Once Alex's military service ended in 1946, he came home to Stockton and enrolled in the University of the Pacific. After going back to work at his father's restaurant making \$40 a week, he married Faye in 1948 and the happy couple welcomed their first son, Dean, in 1950.

With another baby on the way and his family struggling to make ends meet, Alex left his father's restaurant and set out to create a catering business of his own. Alex and Faye began making bologna sandwiches at their house and, after taking out an \$800 loan to purchase a truck, launched A.G. Spanos Agricultural Catering. Selling sandwiches to local farmers in the San Juan Valley, a mere six months later, he was able to buy a house for his family and pay off his father's debts. By 1951, the 27-year old Spanos had \$35,000 to his name.

Alex made more money in the four months after leaving his father's bakery than in the 20 years he worked at the store. This proved to be the first of many daring business ventures Spanos would pursue. By 1956, he had earned enough to comfortably provide for his family, which now also consisted of two daughters, Dea and Alexis, and another son, Michael.

At the suggestion of his accountant, Alex began investing in real estate even though he knew little about the field. Relying on his work ethic and fearless attitude, he earned his first million within a year and come 1960, had established A.G. Spanos Construction. By the mid-seventies the company had grown to become the number one builder of apartments across the nation.




Now firmly established in the business world, Alex began his pursuit of a childhood dream — owning a professional sports team. With football his top passion, on August 1, 1984, dreams became reality when Alex purchased the San Diego Chargers.

Although Alex had a renowned reputation in the real estate and development industry, he had to prove himself all over again in the NFL. He described this part of his life as one that, at times, was filled with heartbreak but ultimately brought him the highlight of his career when the Chargers beat the Steelers to play in Super Bowl XXIX.

Equally passionate about the franchise's impact off the field as much as between the white lines, Alex implemented many Chargers community outreach programs that exist to this day. The Chargers Community Foundation alone — which he created and funded — has donated more than \$13 million over the years to support critical causes, individuals in need and organizations supporting the community. In 1994, Alex handed control of the team to his son, Dean. His passion for the Chargers, however, remained fierce as ever, traveling to every game with wife Faye — home or away — until health issues in 2008 made travel too difficult.

Philanthropy was of the utmost importance to Spanos, which is why he made significant contributions to educational institutions, the arts, relief assistance programs, veterans groups and hospitals. Devoutly Greek Orthodox, Alex was deeply proud of his heritage, instilling many of his traditions in the growing Spanos family. From raising funds to rebuild a 140-year-old church to providing relief after a natural disaster, Alex gave back to the Greek community as well. In 2008, he was awarded the Medal of the Commander of the Order of Honor for his humanitarian efforts in Greece by the President of the Hellenic Republic.

While Alex accomplished much over his 95 years, nothing compared to the pride he felt for his family — a major reason he surrounded himself with them at every turn. He involved them in his



company at an early age, often crediting them for helping build A.G. Spanos Companies into the country's largest family-owned construction company. While Alex may be gone, he will never be forgotten. His legacy is sure to be carried on by those who loved him most — his four children, Dean, Dea Spanos Berberian, Alexis Spanos Ruhl and Michael; 15 grandchildren; and 13 great-grandchildren.

## REMEMBERING FAYE SPANOS

Faye Spanos was born in 1926 to Greek immigrant parents in Tarpon Springs, Florida. She was by nature, a loving and sweet person who found joy in everything. When she was just 18 years old, she met the love of her life, Alex Spanos, who was in the Air Force and stationed at Drew Field in Tampa at the time. After a long-distance courtship, Alex and Faye married in 1948 in Faye's hometown of Tarpon Springs.

Once married, Faye and Alex settled in Stockton, Calif. and worked side by side in the kitchen at the Roma Lunch Bakery, an establishment owned by Alex's father. The young couple began to build their family as they welcomed their children, Dean, Dea, Alexis and Michael.

As their children grew, so did her husband's success in business. Faye accepted his financial prosperity by opening her heart and home and sharing their good fortune first with their large extended families and then, with their community. As someone who personified kindness, grace and compassion, she and her husband made donations benefitting schools, children, the arts, hospitals and people in need.

Faye taught everyone around her by example, never admonishing, never reprimanding and never raising her voice. Guided by faith, she lived her beliefs every day of her life and treated everyone with the dignity and respect they deserved.

Faye Spanos' name in Greek derives from the Greek word for light. And throughout her life Faye was the light and rock for Alex and for her family. She was a blessing to all who met her and the essence that brought balance, encouragement, faith, support and love to her family.





# DEAN A. SPANOS

CONTROLLING OWNER AND  
CHAIRMAN OF THE BOARD

Under the leadership of Dean Spanos, the Los Angeles Chargers continue to make bold moves that position the franchise for long-term success in the nation's second-largest media market. Thanks to Spanos' senior leadership and strategic direction, the Chargers broke ground on the team's future permanent training facility and corporate headquarters in 2022 at a 14-acre site in El Segundo, Calif. The site is less than four miles from their iconic SoFi Stadium home, which was opened in 2020 just months after successfully unveiling new team uniforms and updated branding that helped usher in a new era in the team's storied history.

In that inaugural season at SoFi Stadium, Spanos' hires led to Justin Herbert earning consensus Rookie of the Year honors, including the Offensive Rookie of the Year from The Associated Press — the first Charger to earn the accolade from the AP in over 45 seasons. Spanos has led the team through numerous franchise records and victories, including a playoff berth last season. During the 11 seasons from 2004-14, the Chargers won 113 games (playoffs included) — five of which were AFC West championships (2004, 2006-09) — and four playoff games. Only three teams in the NFL won more games during that span.

Named President of the Chargers in early 1994 — the same year the team culminated its most memorable season with an appearance in Super Bowl XXIX — Dean, along with his father Alex Spanos, also secured Super Bowl XXXII (1998) and Super Bowl XXXVII (2003) for their community, with each event netting in excess of \$300 million for the local economy.

In 2015, Spanos handed over the reins of day-to-day leadership to sons A.G. and John. Eldest son A.G. Spanos now serves as President of Business Operations while John Spanos heads up the other side of the business as President of Football Operations.

Dean's leadership is also present throughout the National Football League. As a member of the NFL's Management Council Executive Committee (CEC), he played an integral role in negotiating the NFL's current labor agreement. Spanos also sits on the NFL's Business Ventures Committee — having served as Chairman in 2015 — which has oversight regarding various league commercial activities, including consumer products, sponsorship, events, marketing and new business initiatives. In addition to his current committee work, Spanos also owns previous committee time that includes membership on the NFL's International and Legislative Committees.

Aside from football, Spanos also serves as CEO of the A.G. Spanos Companies, and along with his brother, Michael, oversees all construction operations nationwide.

## TRADITION OF GIVING

The Spanos family has a multi-generation commitment to community involvement and is recognized both as one of the NFL's most philanthropic families as well as one of Southern California's most active and caring contributors to local causes. Their financial contributions of more than \$15 million and their emotional support for youth, sports, education and our brave men and women in uniform have been a hallmark of their team ownership and legacy. Spanos was honored in June 2022 by the Loukoumi Make A Difference Foundation with its Inspiration Award for his commitment to encouraging youth and young adults to serve their communities and follow their career dreams.

In March of 2020, in response to the COVID-19 pandemic, Spanos directed an immediate donation of \$250,000 to the LA Food Bank to help prepare for what he knew would be a tremendous increase in need. He also directed additional, significant donations to support other regional Food Banks, first responders, the American Red Cross and other non-profits working throughout Southern California to assist people struggling through the pandemic. The Chargers then partnered with KCBS-TV in Los Angeles and iHeart Radio to co-host a fundraiser that ultimately netted more than \$1.6 million in donations for LAUSD students most in need, providing them with free meals, supplies and much-needed technology to help maintain their studies from home.

As 2020 continued and issues surrounding systemic racism sparked national outrage and new types of dialogue, Spanos led the team through tough internal conversations, which resulted in a new partnership with Liberty Hill Foundation to create a Social Justice Mentoring Initiative for the team's players and staff and system-impacted youth. Under his leadership, the Chargers and the Chargers Impact Fund also made a five-year financial commitment to help launch the Alliance – an unprecedented partnership of all 11 sport teams in the LA region who are coming together to level the playing field through sport by providing access and opportunities to youth from consistently under-resourced communities.

In April 2019, thanks to the generosity of Spanos and the Chargers organization, the Boys & Girls Club of Metro Los Angeles opened their newly renovated multi-sport field and teen center with a press conference and ribbon-cutting hosted by Spanos. In June of 2018, Spanos and the Chargers announced a three-year, \$1.2 million commitment to the Summer Night Lights program – helping to expand sports programming across all 32 park locations – including uniforms for participants, referees and increased access to sports clinics. In 2018 Spanos also served as the honorary chair of the Boys & Girls Clubs of America's annual 2018 Pacific Youth of the Year Gala.

The generosity of the Spanos family reaches throughout California and has often extended into other states when needs have arisen. When wildfires struck Los Angeles, Ventura and San Diego Counties in December 2017, the Spanos family stepped up with a \$250,000 donation to the American Red Cross – less than three months after committing \$500,000 to Hurricane Harvey relief efforts and hosting a food and supply drive in Los Angeles for victims in flood-ravaged areas of Houston, Texas. When wildfires ravaged San Diego County in 2003, and again in 2007, the family made identical \$1 million donations to aid affected families and the recovery effort.

Known for his generous backing of youth and high school football, Spanos and the Chargers were honored by National Pop Warner with its prestigious NFL Team of the Year Award in 2015 – a recognition of the team's outstanding support for youth football and cheer at all levels. The Chargers, who were also honored in 2007, were the first team in the NFL team to be so honored twice.

In 2014, the A.G. Spanos Heart and Vascular Center at Mercy General Hospital in Sacramento opened thanks to a lead gift of \$15 million from the family, the largest gift Mercy General had ever received. In speaking at the opening, Dean said the family's commitment to Mercy General Hospital was to ensure that no one from the region would ever be turned away from proper care for lack of space or the kind of critical care they needed.

Also in 2014, Spanos pledged \$500,000 to the University of California-San Diego to upgrade and expand the existing Alex G. Spanos Training Facility, which was then renamed and opened as the Alex G. Spanos Athletic Performance Center. UCSD is the Chargers' former training camp home, and this gift raised the value of the family's support of the institution to more than \$1.6 million.

In 1995, the Spanos family took their commitment to the community a step further by creating The Chargers Community Foundation, now known as the Los Angeles Chargers Impact Fund. Since its inception, the Fund has provided nearly \$13 million to support a wide range of services and programs directly benefiting children and families. In 1999, Dean Spanos created the Fund's largest ongoing program, Chargers Champions, which has provided over \$6 million in direct assistance to schools, teachers, and students. The program provides grants to improve fitness, nutrition and athletic programs on school campuses.

Spanos has also been a long-time contributor to many other important charities and organizations working to improve the lives of children and families, including: the Make-A-Wish Foundation; American Cancer Society; Susan G. Komen; Girl Scouts; Special Olympics of Southern California; the Salvation Army; and Huntington's Disease Society.

### COMMUNITY HONORS

In appreciation of their ongoing generosity, Dean and Susie Spanos have often been the recipients of numerous accolades. In 2018, the family and the Chargers were honored as Red Cross LA's Humanitarian Organization of the Year and presented with the Mayor's Award from the Association of Corporate Growth (ACG) Los Angeles — both in recognition of the impact they have made in the greater Los Angeles community. The Spanos family was also recognized with the Inaugural Carousel Spirit Award from the Festival of Children Foundation in Orange County. In 2021, Dean and Susie were honored with the Ambassador of Hope Award from Make-A-Wish Orange County and the Inland Empire, celebrating more than 20 years of partnership and support from the Spanos family and Chargers organization. Most recently in January 2023, Spanos was inducted into the National Football Foundation Leadership Hall of Fame at YouTube Theater in SoFi Stadium.

Among other honors received over the years, the Association of Fundraising Professionals recognized Spanos and the Chargers as San Diego's Outstanding Philanthropic Corporation; the Salvation Army named Dean and Susie their Most Valuable Philanthropists; they received the Huntington's Disease Society of America's top national award — the Harold Leventhal Community Service Award and national Pop Warner's top honor, The Warner Award was bestowed on Spanos for his ongoing commitment to youth football and the Little Scholars education initiative. The San Diego Business Journal presented the family with their Outstanding Community Service Award for family-owned businesses; Dean and Susie received the Herb Klein Spirit of San Diego Award from the San Diego Regional Chamber of Commerce — their highest community honor and the Rotary Club of San Diego's prestigious Heilbron Award was presented in recognition of the team's "pay it forward spirit — giving not only of itself but also its professional expertise to advance the well-being and success of others in the community."

In 2006, President George W. Bush appointed Spanos to the Board of Trustees for the John F. Kennedy Center for the Performing Arts and Spanos has the unique distinction of being a second-generation recipient of the renowned Ellis Island Medal of Honor, received 16 years after his father was similarly honored.

### BUSINESSMAN AND FAMILY MAN

Dean Alexander Spanos was born in Stockton, Calif. He earned varsity letters in football and golf at Lincoln High School and later received Lincoln High School's Hall of Fame Award, which honors alumni whose contributions and accomplishments are representative of the school. Dean was recognized for his achievements in the areas of business as well as athletics.

Spanos continued his golfing career at the University of the Pacific in Stockton, graduating in 1972 with a degree in business administration. He maintains close ties with his alma mater, having served as a regent at the university. An avid golfer post-college, Dean has been on the winning team in five Pro-Am tournaments, including back-to-back wins in 1990 at the Bob Hope Chrysler Classic and the AT&T National Pro-Am at Pebble Beach with partner Hubert Green. He successfully defended his title at the Hope Classic the following year. Spanos' first win came with Green at the 1985 Bing Crosby Pro-Am at Pebble Beach, where he was awarded the "Most Valuable Amateur" trophy for supplying the most help to his professional partner.

Susie Spanos is a spokeswoman for the NFL's annual A Crucial Catch cancer screening campaign and is a breast cancer survivor herself. She was honored as a "Woman of Dedication" by the Salvation Army and was also named the Woman of the Year by the San Diego Leukemia Society for her philanthropic work in the community. As a long-time arts patron, Susie is a member of the Angels of the Arts group for the Segerstrom Center for the Arts, promoting excellence in the performing arts through cultural and social activities. She currently also serves on the Board of the Debbie Allen Dance Academy, a nonprofit studio that furthers the art of dance with a focus on disenfranchised Black and Latino communities.

In addition to leading the Playmakers, comprised of the wives and girlfriends of Chargers football players and coaches, Susie also currently serves as a Board member for the NFL Foundation overseeing the millions of dollars provided by the Foundation into communities across the country. Most recently, as the COVID-19 pandemic raged throughout Southern California, Susie brought together friends and Chargers' talent to host a virtual cooking fundraiser to raise much-needed funds for the Midnight Mission's HomeLight Facility, serving families experiencing homelessness in Inglewood, Calif.

Over the years, Susie has also supported numerous other charitable organizations including the San Diego Women's Foundation, the Salvation Army and Las Patronas. Susie was also a driving force in supporting and growing the San Diego Blood Bank's umbilical cord blood program and helping the Chargers' annual blood drive become one of the most successful in the nation.

Dean and Susie have two sons, A.G. and John, four grandsons and a granddaughter.

# MICHAEL A. SPANOS

CO-OWNER AND  
VICE CHAIRMAN



Michael A. Spanos is Co-Owner and Vice Chairman of the Los Angeles Chargers, assisting in financial and management matters pertaining to the team. Michael joins his brother — Controlling Owner and Chairman of the Board Dean Spanos — in steering the direction of the organization.

As president of the A.G. Spanos Companies, Michael is responsible for the company's planning and development activities around the country. He monitors and oversees the office divisions in states where the company builds and develops. His responsibilities also extend to the areas of property management, land acquisition and preparation of all plans for future direction, growth and construction of the company's multi-family communities and land development activities. From the company headquarters in Stockton, Michael regularly travels across the country to monitor and manage building projects.

Born in Stockton, Calif., he attended Lincoln High School and graduated from the University of the Pacific with a bachelor's degree in business administration. In 1989, Michael was appointed to the Board of Regents at the University of the Pacific, where he served for five years. Michael continues to contribute both his time and resources to the development and support of charitable projects involving youth sports and education. He and his wife, Helen, have five children and reside in Stockton.



# A.G. SPANOS

## PRESIDENT OF BUSINESS OPERATIONS

Named President of Business Operations for the Chargers in May 2015, A.G. Spanos is responsible for all day-to-day operations, including marketing, sales, communications, digital media and community relations. He also represents the organization at NFL and ownership meetings.

Previously, Spanos served as Executive Vice President – Chief Executive Officer from 2011-15, Executive Vice President – Executive Officer from 2008-10, and Director of Marketing Programs and Business Development from 2003-07.

Spanos has guided the Chargers organization through numerous changes over the past several years, notably the team's significant investment in digital media and subsequent emergence as a best-in-class, nationally recognized content creator. Additionally, Spanos worked for nearly three years with the NFL and Nike on the team's brand relaunch and nearly universally praised uniform update/unveiling while also remaining heavily involved in the team's transition to its new SoFi Stadium home prior to the 2020 season.

In May 2022, the organization broke ground at a 14-acre site in El Segundo, Calif., for a new permanent training facility and corporate headquarters. Spanos worked closely with Chief of Staff Fred Maas on securing the site, which sits less than four miles from SoFi Stadium. The facility is scheduled to be completed and opened in Spring 2024. Previously, he led the team's efforts to secure space for training camp and a practice facility in Costa Mesa during the 2017 offseason. The result was a contemporary-looking Hoag Performance Center that provides the Chargers with the latest in technology and equipment, houses most of the team's full-time employees and bears little resemblance to anything temporary.

Throughout all the changes, Spanos has ensured that making a positive impact in the community has remained constant. In 2018 alone, the Chargers were honored as Red Cross LA's Humanitarian Organization of the Year and presented with the Mayor's Award from the Association of Corporate Growth (ACG) Los Angeles – both in recognition of the impact they have made in the greater Los Angeles community. In 2020, The Chargers Community Foundation – established by the Spanos family in 1995 – was renamed The Los Angeles Chargers Impact Fund. To date, the entity has provided nearly \$13 million to support a wide range of services and programs directly benefiting children and families. Spanos currently serves as President of the Board for the Impact Fund.

Two years ago, he participated in the Inglewood Airport Area Chamber of Commerce's 2020 State of the City alongside Mayor James T. Butts. In 2018, Spanos accepted the James T. Butts Award from the same Chamber of Commerce in honor of his grandfather and Spanos patriarch, the late Alex Spanos. The recognition highlighted Alex Spanos' business leadership and commitment to the community.

Spanos played football as a freshman at Tufts University in Medford, Mass., before returning to California to continue his education at the University of Southern California, where he earned a bachelor's degree in marketing from the Marshall School of Business. In addition to his work with the Chargers, Spanos is currently a board member of the Los Angeles Sports & Entertainment Commission and the Los Angeles Sports Council & Sports Council Foundation. In 2023, he was inaugurated as the Chairman of the Board of the Los Angeles Area Chamber of Commerce in a special ceremony at an event on the field of SoFi Stadium.

Spanos is the eldest son of Owner and Chairman of the Board Dean Spanos and his wife, Susie. A member of YPO-Los Angeles and Alder in Orange County, he and his wife, Kamri, reside in Laguna Beach with their three sons.



# JOHN SPANOS

## PRESIDENT OF FOOTBALL OPERATIONS



John Spanos was named President of Football Operations for the Chargers in May 2015 and oversees all football-related functions of the team, including player personnel, coaching, player finance and the salary cap, medical, equipment, video, player engagement and security.

The 2023 season will mark Spanos' 28th year in the NFL and his 25th with the team. Spanos began working for the Chargers in 1995, originally in the football operations department as a seasonal assistant. He assisted the department for five straight summers, assisting with contract negotiations and helping manage the salary cap for the final three.

In the summer of 2001, Spanos worked in New York at the NFL Office's Management Council department — which oversees and enforces the collective bargaining agreement. He returned the following year to help in the same capacity for the 2002 season before returning to California. In 2008, he was among a select list of NFL executives invited to participate in the NFL's Executive Education Program at the Stanford Business School in Palo Alto, Calif.

He began working full-time as a scout for the Chargers in 2003. Spanos worked his way up through the organization, including positions as a pro and college scout (2003-05), assistant director of college scouting (2006-07) and director of college scouting (2008-12). Throughout his time with the club, Spanos has continued to work closely with Executive Vice President of Football Administration/Player Finance Ed McGuire to manage the salary cap and retain some of the team's top players.

Spanos' ascension within the organization coincided with one of the most successful eras in franchise history. From 2004-09, the Chargers won 67 regular-season games, good for the third-most in the NFL over that span. The team also won three playoff games during that stretch, reaching 70 total wins from 2004-09, which was fourth-most in the league. The Chargers reached the playoffs five times from 2004-09 and advanced to the AFC Championship Game in 2007.

Named Executive Vice President of Football Operations in 2013, one of his first priorities in that role was the hiring of General Manager Tom Telesco. The two have guided the Chargers to three playoff appearances and a pair of postseason victories. In 2018, Spanos helped assemble a squad that tied for the AFC's best record at 12-4 and reached the divisional round of the playoffs following a wild card victory at Baltimore. In 2021, Spanos and Telesco hired Brandon Staley to be the team's head coach. Staley has led the Bolts to a 19-15 record and a playoff berth over two seasons bringing an innovative and progressive strategy to the organization. Spanos and Telesco constructed a roster in 2022 that featured eight former Pro Bowlers acquired by draft, trade and free agency, showcasing the duo's commitment to building a talented roster through all manners.

Spanos has helped the Chargers acquire and retain some of the most prolific talent in football over the last 19 seasons, as the team had 34 players make a combined 80 Pro Bowls over that span – including 17 that have been named to 34 all-star games in the last 10 seasons. In addition to acquiring star players, four players in the last 10 drafts went on to earn Rookie of the Year honors.

Spanos serves as the Chairman of the Board for the National Invitational Camp, which oversees the running of the annual NFL Scouting Combine. He is also a trustee for the NFL Player Benefit Board and a co-chair on the NFL's Future of Football Advisory Committee. He formerly served as the Chairman of the Board for National Football Scouting and is an Honorary Member of the University of California-San Diego (UCSD) Athletic Board. In addition to his scouting board roles, Spanos is also a board member for the Los Angeles Chargers Impact Fund.

In June 2010, Spanos was named one of the "Top 40 Under 40" Greek-Americans by Greek America Magazine. The acknowledgment came in recognition of his achievements in both business and community leadership. He often represents the organization at various team and community events, notably speaking at the kickoff event for 2018 Summer Night Lights alongside Los Angeles Mayor Eric Garcetti.

Spanos was born in Stockton, Calif. He attended The Bishop's School in La Jolla, Calif., where he lettered in football as a wide receiver and defensive back. He also lettered in golf and basketball and was a member of three CIF championship teams. After Bishop's, Spanos attended Wake Forest University, graduating with a degree in business.

John and his wife, Jodie, reside in Corona del Mar with their son, Jack, and daughter, Jade.

# JEANNE M. BONK

EXECUTIVE VICE PRESIDENT —  
CHIEF OPERATING OFFICER



One of the Chargers' longest-tenured executives, as well as one of the highest-ranking female executives in the National Football League, Jeanne Bonk currently serves as Executive Vice President — Chief Operating Officer for the Bolts. She held Chief Financial Officer responsibilities in addition to her COO assignments from May 2016 until December 2022.

Bonk originally joined the Chargers in 1991 as Chief Financial Officer. In 1994, she was promoted to Chief Financial and Administrative Officer, a position she retained for seven years. In 2000, Bonk was named Vice President — Chief Financial Officer and, in 2005, was promoted to Executive Vice President — Chief Financial Officer.

Bonk's expertise and leadership have been critical to the ongoing success of the organization in many areas. Paramount among her current duties, she actively manages the team's involvement with SoFi Stadium and Hollywood Park.

In March 2021, Bonk was recognized as a 'Champion of Change,' by the Inglewood Airport Area Chamber of Commerce at the Women Business Leaders Luncheon. She was also nominated by the *Orange County Business Journal* for the 2019 Women in Business Award. Bonk has been a presenter and panelist at numerous speaking engagements regarding women in leadership, including at the Chargers Business Alliance in February 2019 and the Chargers & Rams Women in Sports & Events in August 2020.

A native of Covina, Calif., Bonk began her professional career in 1983 with the international accounting firm, Price Waterhouse. She worked at Price Waterhouse for eight years, leaving as a senior audit manager to join the Chargers in 1991.

Bonk attended Mater Dei High School in Santa Ana, Calif., before earning a bachelor's degree in business administration with emphasis in accounting and graduating with honors from the University of San Diego in 1983. She is both a Certified Public Accountant and Chartered Global Management Accountant. Bonk was nominated — and subsequently named a finalist — for the City of San Diego's Chief Financial Officer of the Year Award in 2009 and was also inducted into the Mater Dei High School Ring of Honor in 2011.

Bonk is a member of the American Institute of CPAs, the California Society of CPAs and is also currently a member of the NFL Owners' Audit Committee. She previously sat on the San Diego Humane Society's Audit Committee and the San Diego Diocesan Finance Council. In addition, she previously chaired the Finance Committee of Cathedral Catholic High School for six years.

Jeanne and her husband, Jim, reside in Costa Mesa.



## ED MCGUIRE

EXECUTIVE VICE PRESIDENT OF  
FOOTBALL ADMINISTRATION/  
PLAYER FINANCE

Now in his 35th NFL season and 25th with the Chargers, Ed McGuire has worked his way up the football operations staff with the Chargers since joining the team in 1998. Named Executive Vice President of Football Administration/Player Finance in January 2013, McGuire serves as the club's chief negotiator and manages the salary cap while overseeing compliance of NFL and Collective Bargaining Agreement rules. He has been a member of the NFL Player Insurance Trust since 2002.

McGuire's previous roles with the Chargers include Coordinator of Football Operations (1998-00), Vice President of Football Operations (2000-06), Executive Vice President of Football Operations (2007) and Executive Vice President of Football Operations – Assistant General Manager (2008-12).

Throughout his tenure with the Chargers, McGuire has negotiated numerous long-term contracts and contract extensions. In 2004, he negotiated an eight-year contract extension for Hall of Fame running back LaDainian Tomlinson, who earned NFL MVP honors in 2006 and led the league in rushing in back-to-back seasons (2006-07) during the contract. At the time, the deal was the largest contract signed by a running back in NFL history. McGuire most recently negotiated Justin Herbert's multi-year extension, securing the Bolts' record-setting, franchise quarterback as he enters his fourth pro season.

In addition to Herbert, McGuire negotiated new contracts and extensions for several key players over the last few years, locking up some of the team's best players for the foreseeable future, including standouts Derwin James Jr., Keenan Allen, Mike Williams and Joey Bosa.

McGuire joined the Chargers after serving as the Senior Manager of Labor Operations for the NFL's Management Council from 1996-98. He was the league's Manager of Player Personnel from 1991-96 and originally joined the NFL in 1987 as a Player Personnel Analyst. McGuire also worked in the Player Personnel department for the United States Football League from 1984-86.

During his tenure in the National Football League office, McGuire became a leading expert on the NFL's salary cap and Collective Bargaining Agreement, which was created in 1993 between the NFL and the NFL Players Association.

Born in Riverhead, N.Y., McGuire graduated with a degree in athletic administration in 1984 from St. John's University in Jamaica, N.Y. He played football and baseball at Riverhead High. He recently was elected into the Suffolk County (N.Y.) Sports Hall of Fame.

McGuire and his wife, Jane, have two children – son, Kevin, and daughter, Shannon – and reside in Laguna Niguel, Calif.

# FRED MAAS

## CHIEF OF STAFF AND COUNSELOR



Fred Maas is Chief of Staff and Counselor for the Los Angeles Chargers, overseeing all business and legal functions, reporting to ownership.

Since joining the Chargers in 2016, Maas was tasked with a number of significant projects. Most recently, he secured a 14-acre site in El Segundo, Calif., to construct the team's new headquarters and training facility. Maas was also central to the team's move into its new SoFi Stadium home at the start of the 2020 season and instrumental to the organization's welcoming fans to the venue last season for the first time.

Maas previously served as the executive chairman of MRV Systems LLC, a manufacturer of marine robotic vehicles for the oceanographic and defense industries. Prior to his role at MRV, he was the Chairman and CEO of the San Diego Centre City Development Corporation (CCDC), which oversaw, on behalf of the city, all redevelopment activities for downtown San Diego.

Maas was a principal and served as President and CEO of Black Mountain Ranch, a 4,660-acre property that his partnership acquired in 1988. Then undeveloped land, Black Mountain Ranch is now home to several large-scale residential communities, including Santaluz and Del Sur.

In the 1980s and '90s, Maas served as a partner at Potomac Sports Properties, the exclusive developer of the PGA TOUR Inc. Earlier, Maas represented the TOUR on marketing, regulatory, legislative and tax matters.

Maas has served in a variety of capacities in national, state and local politics over the past 35 years, including stints with Senators Bob Dole and John McCain, Jack Kemp and Governor Mitch Daniels among others. Maas also served as a special advisor to Todd Properties of New Zealand and H.E. Stuart Beck, the late Palauan Ambassador to the United Nations. In 2017, Governor Edmund G. Brown, Jr., appointed Maas as a Commissioner on the California Horse Racing Board.

A native of Rochester, N.Y., Maas graduated cum laude from Syracuse University's College of Law and Hobart College. Maas is admitted to the District of Columbia bar.

Maas has a daughter, Katherine Claire, who resides in New York City.





# LADAINIAN TOMLINSON

SPECIAL ASSISTANT

Inducted into the Pro Football Hall of Fame on August 5, 2017, LaDainian Tomlinson is one of the greatest Chargers of all time and one of the most prolific running backs the NFL has ever seen.

Tomlinson, who begins his seventh season as Special Assistant to Chargers Owner & Chairman of the Board Dean Spanos, also currently serves as an analyst on NFL Network.

When not tending to his broadcast duties, Tomlinson focusses his efforts on helping further the Chargers' ongoing commitment to the community and fans through the team's expansive community engagement initiatives and public-facing events.

Tomlinson also serves on the TCU Board of Trustees, which helps TCU carry out its mission by setting policy and developing a long-term institutional strategy. The Board meets twice a year and establishes and promotes the overall strategic direction for the university, hires and evaluates the Chancellor, and takes on issues under the leadership of an annually elected chair.

Tomlinson retired from the NFL in 2012 as the league's fifth all-time leading rusher (13,684 career yards) and its second-most prolific scorer (145 career rushing touchdowns).

The Chargers' first-round pick in the 2001 NFL Draft (fifth overall) out of TCU, Tomlinson and his disarming smile were the face of the Chargers franchise during nine seasons in San Diego (2001-09). He set or tied a total of 28 team records, including marks for career rushing yards, rushing touchdowns in a season and total touchdowns.

Tomlinson is one of the most decorated Chargers in history. Among the more than 100 team and NFL awards that he captured during his career, Tomlinson was named NFL Most Valuable Player and Offensive Player of the Year by The Associated Press in 2006. That same year, he was named the Walter Payton co-NFL Man of the Year and the runner-up as the AP Male Athlete of the Year. Tomlinson was a five-time Pro Bowl selection, three-time first-team All-Pro, two-time second-team All-Pro and runner up for AP Offensive Rookie of the Year Award in 2001. Tomlinson was named by his teammates as the Chargers Most Valuable Player and Offensive Player of the Year five times.

LaDainian and his wife, LaTorsha, reside in Colleyville, Texas, with their son, Daylen, and daughter, Dayah.

# ANTONIO GATES

LEGENDS AMBASSADOR



The NFL's all-time record holder for receiving touchdowns by a tight end, Antonio Gates enters his third year as Legends Ambassador for the Chargers. He spent his entire 16-year playing career with the Bolts.

As Legends Ambassador, Gates helps further the Los Angeles Chargers ongoing commitment to the community and fans through the team's expansive community engagement initiatives and public-facing events. This is not an unfamiliar role for Gates, who has a history of working off the field on behalf of charitable causes — most notably as a supporter of the Lupus Foundation of America to honor the memory of his late sister, Pamela.

Gates also served as the honorary chairman for the Shoot to Cure HD for several years, supporting the Huntington's Disease Society of America. He has also been active in causes to help stop domestic violence, support foster youth and benefit homeless, neglected and abused children.

The Detroit, Mich., native became one of the most prolific tight ends in the NFL despite never playing a down of college football. Originally signed as an undrafted rookie free agent by the Chargers in 2003, Gates ultimately helped redefine the tight end position and concluded his career with 116 touchdown catches and 21 multi-touchdown games — both the most by a tight end in NFL history. At the time of his retirement, Gates' 21 100-yard performances stood as the fourth-most by a tight end in the NFL's 100-plus year history.

An eight-time Pro Bowl selection, five-time Associated Press All-Pro and three-time Sporting News first-team All-Pro, Gates is the franchise leader in receptions, receiving yards and touchdowns and ranks second in Chargers history with 220 regular-season games played.



# MARK FABIANI

SPECIAL COUNSEL

Mark Fabiani is in his 22nd season as the organization's Special Counsel.

Prior to joining the Chargers, Fabiani was the Deputy Campaign Manager for Communications and Strategy for former Vice President Al Gore's 2000 presidential campaign, the closest presidential election in modern history. In addition to serving as the campaign's chief spokesperson, Fabiani was responsible for coordinating the campaign's communications and media strategies and tactics, including the Vice President's post-election Florida vote count effort.

From 1994-96, Fabiani worked as President Bill Clinton's special counsel, providing legal, communications and political counsel to the President and First Lady on allegations and investigations of Whitewater and related matters. Fabiani produced and communicated the legal, legislative and political responses to inquiries from the media, Capitol Hill and investigative agencies. He also served as the White House's principal spokesperson before the national media, appearing regularly on major news shows.

In the 1980s, Fabiani spent four years as deputy mayor of Los Angeles and chief of staff to Mayor Tom Bradley. He managed political strategy, media relations, policy analysis and an executive staff of 129 for the mayor. Fabiani directed day-to-day interaction between the mayor's office and the media, general managers of city departments, the City Council and the city's principal private sector companies and public sector institutions.

A native of Ellwood City, Pa., Fabiani earned a bachelor's degree in philosophy from the University of Redlands before graduating cum laude from Harvard Law School in 1982. He served in senior positions at the United States Department of Justice and the Department of Housing and Urban Development. At the Justice Department, Fabiani was responsible for policy development for the Attorney General and at HUD, he implemented the federal government's Empowerment Zone Initiative for urban revitalization.

Fabiani is currently a partner in the downtown San Diego-based firm, Mark Fabiani & Associates, which provides strategic advice and tactical execution to companies and individuals facing complex financial, marketing, communications and legal challenges.

# TOM TELESCO

## GENERAL MANAGER

28TH NFL SEASON

10TH SEASON WITH CHARGERS



With a keen eye for acquiring talented players, Tom Telesco enters his 10th season as General Manager of the Chargers in 2022.

Hired by the Chargers in January 2013 at the age of 40, Telesco became the youngest general manager in team history. Telesco immediately helped the Chargers return to the playoffs in 2013 with a roster that featured 25 players who joined the team prior to or during the season. He also put together a 2018 squad that tied for the AFC's best record with 12 victories and won an AFC Wild Card matchup in Baltimore. Telesco worked closely with President of Football Operations John Spanos to hire Brandon Staley as the 17th head coach in franchise history in 2021.

Telesco and the Chargers selected Northwestern tackle Rashawn Slater in the 2021 NFL Draft with the No. 13 selection. Slater went on to be named a starter in the 2022 Pro Bowl, the first rookie tackle selected to an all-star game in nearly a decade. The rookie was part of an offensive line that protected second-year quarterback and 2020 first-round selection Justin Herbert to turn in the best passing season in Chargers history, setting franchise records in passing yards (5,014), passing touchdowns (38), completions (443) and 300-passing yard performances (nine).

In 2020, Telesco made a pair of first-round choices, selecting two *Professional Football Writers of America* All-Rookie Team honorees in Herbert and linebacker Kenneth Murray Jr. In 15 starts, Herbert shattered the rookie passing record books, earning consensus Offensive Rookie of the Year honors and winning the NFL's Offensive Rookie of the Month award in October and November. His record-setting 31 passing touchdowns also made Herbert the youngest quarterback in history to throw 30 scores in a single season (22 years, 299 days old). The Oregon product helped the Chargers close out the season with four-straight wins, including three of them in a row where he led the team on a game-winning drive in the fourth quarter or overtime. Murray, who started all 16 games for the Bolts, registered a Chargers rookie-record 107 tackles.

## TELESCO'S CAREER CAPSULE

### PLAYING CAREER

Season/s	College/Pro Team	Position
1991-94	John Carroll University	Wide Receiver

### BACKGROUND

Carolina Panthers		
Scouting Assistant		1995-96
College Scout		1997

Indianapolis Colts		
College Scout		1998-2000
Pro Scout		2001-03
Director of Pro Scouting		2004-05
Director of Player Personnel		2006-11
Vice President of Football Operations		2012

Los Angeles Chargers		
General Manager		2013-Present

His first draft in 2013 featured Keenan Allen, the eventual Offensive Rookie of the Year from the PFWA. In 2017, the wide receiver broke the Chargers' single-season receptions record and posted the second-most receiving yards in team history en route to being named the NFL Comeback Player of the Year and earning his first Pro Bowl nod. Allen has been named to the Pro Bowl the last five seasons, caught at least 95 passes in each of those, the second-longest streak in NFL history.

Over his nine years with the organization, Telesco has drafted six players in the first round that went on to make a Pro Bowl with the team in Jason Verrett, Melvin Gordon III, Joey Bosa, Derwin James Jr., Justin Herbert and Rashawn Slater.

Telesco also has a proven track record with undrafted free agents. His finds have been highlighted by running back Austin Ekeler — who tied for an NFL-high 20 scrimmage touchdowns in 2021 — out of Western State Colorado, Pro Bowl special teamer Adrian Phillips and deep-threat and 1,000-yard receiver Tyrell Williams. In Telesco's tenure with the Bolts, 23 undrafted rookies have been on the team's roster on Kickoff Weekend.

On top of his rookie acquisitions, Telesco has brought in some of the top free agent talents in the NFL. Casey Hayward blossomed into one of the top corners in the league, making back-to-back Pro Bowls in 2016-17 while tackle Russell Okung, center Mike Pouncey and, most recently, center Corey Linsley made the Pro Bowl in their first seasons with the team. This offseason, Telesco acquired 2016 NFL Defensive Player of the Year and six-time Pro Bowl outside linebacker Khalil Mack in a trade with the Chicago Bears.

A native of Buffalo, N.Y., Telesco prepped at St. Francis High School in Athol Springs, N.Y. Days prior to Super Bowl XLVIII in January 2014, which was co-hosted by New York and New Jersey, Telesco was recognized for his accomplishments on the floor of the New York State Senate by Senator Timothy Kennedy.

After graduating from St. Francis, Telesco played wide receiver at John Carroll University in Ohio. He was a starter on the Blue Streaks' 1994 Ohio Athletic Conference Championship team, and two of his teammates at John Carroll were Chris and Brian Polian, sons of Bill Polian, a 2015 inductee into the Pro Football Hall of Fame.

While attending John Carroll, Telesco spent four summers (1991-94) as a training camp intern with the Buffalo Bills. At that time, the elder Polian was the Bills' general manager. Polian left Buffalo for Carolina in 1994 and after Telesco graduated from John Carroll with a degree in business management in 1995, Polian hired him to work in the Panthers' scouting department. In 1998, Telesco and Polian moved on to Indianapolis, where Telesco would spend his next 15 NFL seasons as a college scout, pro scout, director of pro scouting, director of player personnel and vice president of football operations. He worked in Indianapolis during Peyton Manning's entire career with the Colts and later was part of the team that brought Andrew Luck to the Colts with the first pick of the 2012 NFL Draft. Telesco also was involved in Colts drafts that featured four-time Pro Bowl running back Edgerrin James, five-time Pro Bowl wide receiver Reggie Wayne, Dwight Freeney — a seven-time Pro Bowler as a Colt and two-time All-Pro selection — and 2007 NFL Defensive Player of the Year Bob Sanders.

Telesco's tenure in Indianapolis was one of the most successful eras in team history. The Colts played in two Super Bowls, including a victory over Chicago in Super Bowl XLII. From 1998-2012, the Colts won 154 regular-season games, eight division titles and they appeared in the playoffs 12 times. Indianapolis set a then-NFL record with 12 or more wins in seven-consecutive seasons and they won an NFL-record 23-straight regular-season games during the 2008-09 seasons. Their 115 regular-season wins from 2000-09 set a then-league record for wins in a single decade.

In 2015 and 2018, Telesco was invited to be a speaker at the NFL's Career Development Symposium in Arizona. The program, attended by nearly 70 coaches and front office executives, was designed to engage aspiring head coach and general manager candidates. Telesco was one of only two active general managers invited to address participants at the symposium. He is also the co-chairman of the NFL General Manager Advisory Committee.

Telesco and his wife, Larah, have a daughter, Elena, and two sons, Thomas and Nicholas.



# BRANDON STALEY

## HEAD COACH

7TH NFL SEASON

3RD SEASON WITH CHARGERS



The Los Angeles Chargers hired Brandon Staley as the 17th head coach in franchise history, becoming the first Bolts head coach with a defensive background in over a decade. One of the most progressive minds in football, Staley brought an aggressive approach to the Chargers, leading the Bolts to a pair of winning seasons and a playoff berth in his first two years with the team. In those two seasons, Staley coached seven players to be selected to a combined eight Pro Bowls.

Staley led the Bolts in 2022 to a 10-7 regular-season record and a postseason appearance, the team's first since 2018. He coached a pair of Chargers defenders to a Pro Bowl selection — safety Derwin James Jr., and outside linebacker Khalil Mack, both of who earned their second all-star nods under Staley.

The offense rank third in passing offense (269.6 net passing yards per game) and No. 9 in total offense (359.3 total net yards per game) in the NFL in 2022. The unit set a single-season NFL record by featuring six players with at least 500 receiving yards and three touchdown grabs. Quarterback Justin Herbert continued to set records, as no player has more completions (1,316), passing yards (14,089) or total touchdowns (102) over the first three seasons of a career. Herbert is also the only quarterback in NFL history to begin a career with three consecutive seasons of 4,000-plus passing yards and the second player ever to throw 25 touchdowns in each of their first three years, joining Hall of Fame quarterback Peyton Manning. Meanwhile, the offense also featured running back Austin Ekeler, who led the NFL for the second-straight season with 18 scrimmage touchdowns and set single-season career highs with 1,637 yards from scrimmage, 13 rushing touchdowns, 915 rushing yards and 107 receptions. His 107 catches led all running backs ranked tied for No. 5 in the NFL in 2022, and were tied for the second-most by a running back in a single season in NFL history.

## STALEY'S CAREER CAPSULE

### PLAYING CAREER

Season/s	College/Pro Team	Position
2001-04	University of Dayton	Quarterback
2005	Mercyhurst College	Quarterback

### COACHING BACKGROUND

<b>Northern Illinois University</b>	
Graduate Assistant	2006-08
<b>University of St. Thomas</b>	
Defensive Line/Special Teams	2009
<b>Hutchinson (Kan.) Community College</b>	
Associate Head Coach/Defensive Coordinator	2010-11
<b>University of Tennessee</b>	
Graduate Assistant	2012
<b>John Carroll University</b>	
Defensive Coordinator/Secondary	2013
<b>James Madison University</b>	
Defensive Coordinator/Linebackers	2014
<b>John Carroll University</b>	
Defensive Coordinator/Secondary	2015-16
<b>Chicago Bears</b>	
Outside Linebackers	2017-18
<b>Denver Broncos</b>	
Outside Linebackers	2019
<b>Los Angeles Rams</b>	
Defensive Coordinator	2020
<b>Los Angeles Chargers</b>	
Head Coach	2021-Present

Down the stretch, the Bolts defense was among the NFL's best, ending the regular season as the No. 3 unit in total defense (284.8 total net yards per game) and fourth-ranked passing defense (153.0 net passing yards per game) over the final five weeks. Los Angeles had the best third-and-short defense in the NFL, allowing conversions just 48.6 percent of the time on third-and-one or third-and-two situations. The group featured Mack, who led the team with eight sacks, and James, who was named AFC Defensive Player of the Month for November by becoming the only defensive back in the last 30 years to have at least 30 tackles, multiple sacks, an interception and a forced fumble in a single November.

Special teams saw a turnaround in 2022, leading the NFL by allowing just 3.1 yards per punt return, the best average allowed by the Chargers in 50 years. The Bolts were also the AFC's top kicking unit, making 31-of-33 field goals (93.9 pct.) despite deploying three different kickers on the year. The team's 93.9 field goal percentage ranked No. 2 in the NFL in 2022 and led the AFC. Three Los Angeles specialists won Special Teams Player of the Week — kicker Dustin Hopkins, kicker Cameron Dicker and punter JK Scott. The Bolts were the first known team to have two different kickers win the weekly honor in the same season. Dicker was also named the AFC Special Teams Player of the Month for December/January, becoming the third Charger to earn an AFC Player of the Month award in their rookie season.

In Staley's first season at the helm in 2021, Los Angeles offense set single-season team records for first downs (401), passing touchdowns (38) and fewest fumbles (10). The offensive unit also scored 181 fourth-quarter points, good for the second-most in a season in NFL history, and led the NFL with 22 fourth-down conversions and seven two-point conversions. Staley called a defense that led the NFL with 11 strip-sacks and paced the AFC with 19 forced fumbles. Six Chargers were selected to the Pro Bowl, including five that were tabbed as starters.

On offense, Herbert was named to his first all-star game as the AFC starting quarterback after setting numerous single-season franchise records, including completions (443), passing yards (5,014), passing touchdowns (38) and games with 300-plus passing yards (nine). He led the AFC in 2021 in each of those categories and was named AFC Offensive Player of the Week three times. Meanwhile, center Corey Linsley and rookie tackle Rashawn Slater were also Pro Bowl starters and earned second-team All-Pro honors from *The Associated Press*.

The 2021 season also featured wide receiver Keenan Allen being named to his fifth-straight Pro Bowl after the California product recorded his fifth-straight season with at least 95 catches, good for the second-longest streak in NFL history. Fellow wide receiver Mike Williams registered five go-ahead touchdowns in the fourth quarter or overtime, the most by any player in a single season in NFL history. Ekeler tied for the league lead with 20 touchdowns, scoring nine of his touchdowns in primetime games to tie Hall of Fame running back Emmitt Smith (1995) for the second-most by any player in a single season in NFL history, training only Hall of Fame wide receiver Randy Moss' 11 in 2007 with New England.

On the defensive side of the ball, outside linebacker Joey Bosa was named to his fourth Pro Bowl after leading the NFL with seven strip-sacks in 2021. In the secondary, James returned from missing the 2020 season due to injury to be named an all-star after totaling 118 tackles, two interceptions, two sacks and three forced fumbles — becoming the first defensive back in at least 20 years to total 100 tackles after missing the entire previous season due to injury.

Staley coached four Pro Bowlers before joining the Chargers, some of the most dominant defensive NFL players in recent memory — Mack in 2018, Von Miller in 2019 and Aaron Donald and Jalen Ramsey in 2020. Three of those players (Mack, Donald and Ramsey) were also recognized as AP first-team All-Pro selections.

As one of the most progressive defensive minds in football, Staley overhauled a Rams defense to become the best defense in football in 2020. The unit ranked No. 1 in total defense, passing defense and scoring defense while finishing as the third-best rushing defense. The Rams defensive unit improved by more than four points per game in scoring defense from 2019 to post the best single-season average allowed by the team in nearly two decades.



Staley brought innovation on defense from college to the NFL, serving as outside linebackers coach in Chicago (2017-18) and Denver (2019). He served on Vic Fangio's staff in Denver after following the former defensive coordinator from Chicago. The 2019 Broncos defense led the NFL in red zone scoring, allowing a touchdown on just 39.1 percent of red zone drives — the second-lowest allowed by any NFL defense in the last five seasons. In his two years with Chicago, the Bears led the NFL in takeaways (58) while tying for No. 2 with 92 sacks. Staley was part of a staff in 2018 that coached the top-ranked scoring defense in football (17.7 points per game).

Prior to coaching in the NFL, Staley spent three seasons (2013, '15-16) at John Carroll as defensive coordinator/secondary coach and the 2014 season as defensive coordinator/linebackers at James Madison. In his final season as a collegiate coach, Staley earned National Coordinator of the Year honors for Division III by leading the John Carroll unit to rank third in the nation in total defense (218.0 yards per game) and fourth in scoring defense (12.6 points per game).

Before his stints at John Carroll and James Madison, Staley was a graduate assistant in 2012 at Tennessee. Staley held his first coordinator job as associate head coach/defensive coordinator at Hutchinson (Kan.) Community College from 2010-11. Over those two seasons, he helped develop Cordarrelle Patterson, Markus Golden and De'Vondre Campbell into NFL Draft picks.

Staley began his coaching career as a graduate assistant at Northern Illinois (2006-08) before coaching the defensive line and special teams in 2009 at the University of St. Thomas. He played quarterback at the University of Dayton, serving as a team captain and was a two-year starter from 2003-04, helping the Flyers post a 16-5 record as the starter. He ended his playing career at Mercyhurst College, playing there in 2005 with his twin brother, Jason. A native of Perry, Ohio, Staley and his wife, Amy, have three sons — Colin, Will and Grant.



# DERRICK ANSLEY

## DEFENSIVE COORDINATOR

4TH NFL SEASON

3RD SEASON WITH CHARGERS

Derrick Ansley enters his third season with the Chargers and his first as defensive coordinator in 2023. He spent the last two seasons coaching Los Angeles' secondary, leading a group that developed into one of the league's most productive defensive backfields.

Ansley coached a secondary in 2022 that featured Pro Bowl safety Derwin James Jr., who was the only defensive back to post 110 tackles, four sacks, an interception and a forced fumble, to earn recognition as a second-team All-Pro by *The Associated Press* on top of his Pro Bowl selection. James was named AFC Defensive Player of the Month for November by becoming the only defensive back in the last 30 years to have at least 30 tackles, multiple sacks, an interception and a forced fumble in a single November. In addition to James, Ansley helped coach cornerbacks Michael Davis and Asante Samuel Jr., to impressive seasons. Davis set a career high with 15 passes defended, including a league-best 14 that happened over the final 10 weeks of the regular season. Davis ended the year with a pass breakup in seven consecutive games, the NFL's longest active streak. Meanwhile, Samuel added 10 passes defended and a pair of interceptions in the regular season. He picked off three passes and registered six passes defended in the team's postseason game at Jacksonville, tying for the second-most interceptions in a single postseason game in NFL history.

In his first season directing the secondary group in 2021, Ansley coached James to his second career Pro Bowl after becoming the first defensive back in the last 20 years to eclipse 100 tackles after missing the entirety of the previous season due to injury. James also finished the regular season as the only defensive back to amass over 100 tackles while collecting multiple sacks, multiple interceptions and at least three forced fumbles. Davis led the unit with 12 passes defended, while Samuel was named NFL Rookie of the Month for the month of September after totaling two interceptions in his first three NFL games. As a unit, the Los Angeles defense ranked third in the NFL with a conference-best 19 forced fumbles.

## ANSLEY'S CAREER CAPSULE

### PLAYING CAREER

Season/s	College/Pro Team	Position
2001-04	Troy University	Safety

### COACHING BACKGROUND

<b>Huntingdon College</b>		
Defensive Backs		2005-09
<b>University of Alabama</b>		
Defensive Graduate Assistant		2010-11
<b>University of Tennessee</b>		
Defensive Backs		2012
<b>University of Kentucky</b>		
Defensive Backs		2013-14
Co-Defensive Coordinator/Secondary		2015
<b>University of Alabama</b>		
Defensive Backs		2016-17
<b>Oakland Raiders</b>		
Defensive Backs		2018
<b>University of Tennessee</b>		
Defensive Coordinator/Defensive Backs		2019-20
<b>Los Angeles Chargers</b>		
Secondary		2021-22
Defensive Coordinator		2023

Before joining the Chargers, Ansley spent two seasons (2019-20) as the defensive coordinator/defensive backs coach at the University of Tennessee, recruiting and developing talent at one of the highest levels of college football. In his first season leading the Volunteers defense, Ansley's unit ranked top-25 nationally in total defense, passing defense and interceptions. His group featured 11 first-time defensive starters, including five freshmen. In his first season with the Volunteers, Ansley tutored defensive back Nigel Warrior to be a first-team All-Southeastern Conference selection from *The Associated Press* and linebacker Henry To'o To'o earn first-team Freshman All-America honors by *The Athletic*. That year, the passing defense improved by nearly 30 net yards per game over 2018, and, following the season, linebacker Darrell Taylor was a second-round pick by the Seattle Seahawks in the 2020 NFL Draft. The 194.0 passing yards per game allowed in his first season as defensive coordinator was the second-best in a single season by a Tennessee defense in a decade.

Ansley's first NFL experience came in 2018 as the defensive backs coach for the Oakland Raiders. That season, the defensive unit increased their interception total from the year prior by nearly double digits (nine). Ansley worked directly with second-year cornerback Gareon Conley, who finished the 2018 season ranked fifth in the NFL with 15 passes defensed.

Before his time with the Raiders, Ansley directed the defensive backs group at the University of Alabama for two seasons (2016-17), helping the Crimson Tide rank No. 1 in the nation in total defense and scoring defense both years. He tutored Minkah Fitzpatrick to a pair of All-American seasons, including a unanimous selection following the 2017 season. That same year, Fitzpatrick was the recipient of the Jim Thorpe Award, which recognizes college football's best defensive back, and the Chuck Bednarik Award, which recognizes the best defensive player in college football, in a season that saw Alabama defeat second-ranked Clemson in the 2017 College Football Playoff National Championship. That two-year stretch marked Ansley's second stint as a member of the Crimson Tide's coaching staff and saw the Alabama secondary feature six eventual NFL Draft selections.

Ansley returned to Tuscaloosa, Ala., after spending three seasons at the University of Kentucky (2013-15). He spent the first two seasons coaching the defensive back group, before adding co-defensive coordinator duties for the 2015 season. In his final season in Lexington, Ky., Ansley helped direct a defensive unit that recorded a school-record six defensive touchdowns and 23 total takeaways. As a unit, Kentucky's 2015 defense ranked No. 2 in the SEC in takeaways.

After two seasons (2010-11) as a defensive graduate assistant in his first stint at Alabama, Ansley's first opportunity as an SEC position coach came at Tennessee in 2012. In his position leading the Vols' secondary, Ansley tutored future NFL defensive backs Justin Coleman and Brian Randolph, as safety Byron Moore led the SEC with five interceptions.

Ansley broke into the coaching ranks at Huntingdon College in Montgomery, Ala., working with the defensive backs for five seasons (2005-09). During his time with the Hawks, Huntingdon recorded the program's first NCAA Division III playoff appearance and produced a winning record in four out of his five seasons, including two eight-win campaigns. Ansley recruited Keith Anthony to Huntingdon and coached the eventual Huntingdon Athletic Hall of Fame inductee to a record-setting sophomore season, which saw him rank tied for fifth in Division III with eight interceptions, helping Anthony earn 2010 Preseason All-American recognition by D3Football.com.

As a college safety, Ansley started 40 consecutive games for Troy from 2001-04, recording 19 career interceptions — the second-most by any player in program history. His junior season featured a career-high nine picks, which were the third-most by any player in college football in 2003. A first-team All-Sun Belt Conference selection as a senior in 2004, Ansley contributed significantly to a defensive unit that featured future NFL All-Pro pass-rushers Demarcus Ware and Osi Umenyiora.

Ansley, a native of Tallassee, Ala., and his wife, Alaea, have one daughter, Selena.



# RYAN FICKEN

## SPECIAL TEAMS COORDINATOR

17TH NFL SEASON

2ND SEASON WITH CHARGERS

Ryan Ficken enters his second season as special teams coordinator with the Chargers in 2023 after leading the unit to turn around and rank among the NFL's best in his first year with the Bolts.

Ficken coordinated a special teams unit that led the NFL by allowing just 3.1 yards per punt return, which was the best average allowed by any Chargers team in 50 years. He also oversaw the AFC's top kicking unit, making 31-of-33 field goals (93.9 pct.) despite deploying three different kickers on the year due to injury. The team's 93.9 field goal percentage ranked No. 2 in the NFL in 2022 and led the AFC. Under Ficken's tutelage, the unit ranked 10th in the NFL by Pro Football Focus and No. 7 according to Rick Gosselin.

Los Angeles' unit saw three specialists win Special Teams Player of the Week — kicker Dustin Hopkins, kicker Cameron Dicker and punter JK Scott. The Bolts were the first known team to have two different kickers win the weekly honor in the same season. Dicker was also named the AFC Special Teams Player of the Month for December/January, becoming the third Charger to earn an AFC Player of the Month award in their rookie season. Ficken tutored Dicker to earn All-Rookie honors from the *Professional Football Writers of America* and set the NFL's rookie single-season field goal percentage record among players with 15 attempts by making 21-of-22 field goals (95.5 pct.). Meanwhile, he also coached Scott to register a 41.5-yard net punting average, the best by a Chargers punter in 20 seasons and ranking fourth in the AFC among players with at least 60 punts. Scott, long snapper Josh Harris and wide receiver DeAndre Carter (as a return specialist) were all named Pro Bowl alternates on special teams.

## FICKEN'S CAREER CAPSULE

### PLAYING CAREER

Season/s	College/Pro Team	Position
1998-99	Arizona State University	Wide Receiver

### COACHING BACKGROUND

#### UCLA

Defensive Assistant	2004-05
Offensive Assistant	2006

#### Minnesota Vikings

Assistant Running Backs	2007-08
Assistant Wide Receivers	2009-12
Assistant Special Teams	2013-20
Special Teams Coordinator	2021

#### Los Angeles Chargers

Special Teams Coordinator	2022-Present
---------------------------	--------------

Ficken spent the first 15 years of his NFL career with the Minnesota Vikings, serving as the team's special teams coordinator in 2021 after assisting the unit for the prior eight seasons. He directed a special teams unit that led the NFC and ranked second in the league in kickoff return average (26.5), as kicker Greg Joseph led the conference with 33 made field goals, including a conference-best seven makes of 50-plus yards. Ficken's unit was ranked ninth in the NFL by Pro Football Focus, while punter Jordan Berry's gross average of 46.5 yards per punt ranked the best in franchise history. Under Ficken's guidance, running back Kene Nwagwu led the NFL with two kickoff return touchdowns and was named PFWA All-Rookie as a kick returner. Nwagwu, fullback C.J. Ham and long snapper Andrew DePaola were all named alternates for the Pro Bowl on special teams.

In the eight seasons (2013-20) prior, Ficken assisted with a special teams unit that produced seven different players to earn NFC Special Teams Player of the Week. He also helped coach wide receiver Cordarrelle Patterson to be twice named a Pro Bowler at kick returner (2013, '16 seasons) and win NFC Special Teams Player of the Month in September 2013.



Ficken helped Minnesota lead the NFL with three fumble recoveries on punt coverage in 2020, as rookie safety Josh Metellus recovered two of the fumbles and led all NFL rookies with nine special teams stops. Running back Mike Boone won NFC Special Teams Player of the Week after forcing one of the fumbles in a Week 4 win at Houston. One season prior, kicker Dan Bailey won the weekly conference award three times as the Vikings kicking unit totaled 121 points (postseason included) and made 22 field goals in a row, the longest streak in the NFL to close out the 2019 season. In 2017, kicker Kai Forbath was named NFC Special Teams Player of the Week after making a career-high six field goals in the Week 7 win vs. Baltimore. In the NFC Divisional Round victory over New Orleans, Forbath set the franchise record for the longest made field goal in the postseason, connecting from 53 yards out with less than two minutes remaining in regulation.

In 2016, Patterson was named to his second Pro Bowl after helping the Vikings pace the NFL with three total return touchdowns. Patterson's 31.7-yard kickoff return average led the league, as he became the first player to own the NFL's top mark in kickoff return average in three separate seasons. Minnesota led the NFL in kickoff return average in back-to-back seasons in 2015-16. Cornerback Marcus Sherels totaled two punt return touchdowns in 2016, tying the NFL lead. Sherels had a 77-yard punt return for a touchdown in 2015, earning him NFC Special Teams Player of the Week in a Week 8 win at Chicago.

Ficken assisted the kickoff coverage to hold opponents to a return average of 20.7 yards, the fourth-best mark in the NFL in 2014. In a Week 13 win over the Panthers, wide receiver Adam Thielen blocked and recovered a punt, returning it 30 yards for a touchdown en route to NFC Special Teams Player of the Week recognition. In Ficken's first season coaching special teams, Patterson was named a first-team All-Pro at kick returner by *The Associated Press* and received his first Pro Bowl nod as the kick returner after setting Minnesota's single-season franchise records in kickoff return yards (1,393), kickoff return average (32.4) and kickoff return touchdowns (two), leading the NFL in all categories. Patterson's 109-yard kickoff return touchdown in Week 8 remains the longest kickoff return score in NFL history. In the punt return phase, Sherels set the team record with a 15.2-yard-average, ranking second in the NFL. In a Week 7 win at the Giants, Sherels finished the game with a single-game Vikings record of 119 punt return yards.

Before assisting with the Minnesota special teams unit, Ficken coached four seasons (2009-12) for the Vikings as assistant wide receivers coach. He helped Sidney Rice and Percy Harvin III garner Pro Bowl recognition in Ficken's first season at the position. Ficken contributed to Harvin's development, which saw the Florida product win NFL Offensive Rookie of the Year recognition in 2009 after hauling in 60 passes for 790 yards and six touchdowns, moving the chains on 42 of those receptions. That same season, Rice recorded the first 1,300-yard receiving season in franchise history, finishing the campaign with 83 catches for 1,312 yards and eight touchdowns. Harvin went on to lead the Vikings with 71 catches for 871 yards (12.2 avg.) and five scores in 2010, before hauling in a career-best 87 catches for 967 yards (11.1 avg.) and six touchdowns in 2011.

Ficken began his NFL career by serving as the assistant running backs coach for Minnesota for two seasons (2007-08). His first year featured 2007 NFL Offensive Rookie of the Year Adrian Peterson, as Minnesota's run game led the NFL in 2007 with an average of 164.6 yards per game and as Peterson finished with 1,341 yards and 12 scores on the ground, adding Pro Bowl MVP to the trophy case in his first professional season. Peterson set the NFL's all-time single-game rushing record with 296 yards during his rookie season. The following year, Peterson led the NFL with 1,760 rushing yards, earning AP first-team All-Pro recognition and his second Pro Bowl selection.

A native of Centennial, Colo., Ficken broke into the coaching ranks as a defensive assistant (2004-05) and offensive assistant (2006) at UCLA after his playing career at Arizona State. During his time as a graduate assistant at UCLA, Ficken studied comparative education. Ficken played wide receiver two seasons (1998-99) for the Sun Devils and earned his bachelor's degree in business administration. As a player, he received the team's Scholar-Athlete Award and was a member of Gamma Beta Phi, the National Scholastic Honor Society.

Ficken and his wife, Andrea, have two sons, Wyatt and Jonathan, and one daughter, Gianna.



# KELLEN MOORE

## OFFENSIVE COORDINATOR

12TH NFL SEASON

1ST SEASON WITH CHARGERS

Kellen Moore enters his first season as offensive coordinator for Los Angeles in 2023, joining the staff after leading one of the NFL's most prolific offenses over the last four seasons in Dallas.

In four seasons as offensive coordinator of the Dallas Cowboys, Moore's unit ranked No. 2 in the NFL in total offense (391.0 net yards per game) and scoring (27.7 points per game). The Dallas offense was also the NFL's fourth-best passing offense (264.4 net yards per game) and ranked No. 7 in rushing offense (126.6 yards per game) over that span. Moore helped the Cowboys secure a pair of NFC East titles and three playoff appearances in his five seasons as an assistant coach. He coached eight players earn a combined 12 Pro Bowl selections as offensive coordinator, and also tutored quarterback Dak Prescott to another as quarterbacks coach during the 2018 season.

In 2022, the Dallas offense featured a 1,000-yard rusher and a 1,000-yard receiver under Moore. He helped running back Tony Pollard earn his first Pro Bowl selection while setting career highs with nine rushing touchdowns and 1,007 yards on the ground. Meanwhile, running back Ezekiel Elliott ran in 12 scores, posting double-digit rushing touchdowns for the fourth season of his career. Moore's offense also featured wide receiver CeeDee Lamb, who set a career highs in receptions (107), receiving yards (1,359) and touchdown grabs (nine), en route to his second Pro Bowl selection.

## MOORE'S CAREER CAPSULE

### PLAYING CAREER

Season/s	College/Pro Team	Position
2007-11	Boise State University	Quarterback
2012-14	Detroit Lions	Quarterback
2015-17	Dallas Cowboys	Quarterback

### COACHING BACKGROUND

<b>Dallas Cowboys</b>	
Quarterbacks	2018
Offensive Coordinator	2019-22
<b>Los Angeles Chargers</b>	
Offensive Coordinator	2023

Moore's offense was the NFL's best in 2021, leading the league in total offense (407.0 net yards per game) and scoring offense (31.2 points per game). Moore's guidance helped Prescott return from injury and throw for a franchise-record 37 touchdowns on a career-high 410 completions, registering a passer rating of 104.2, third-best by any passer in the NFL and the fourth-highest in a single season in franchise history. On the ground, Elliott recorded his fifth 1,000-yard campaign and added 10 touchdowns. Through the air, Lamb led the Cowboys with 79 receptions for 1,102 yards and six scores, while tight end Dalton Schultz experienced a breakout season with 78 receptions for 808 yards and eight touchdowns to join Jason Witten as the only Cowboys tight ends with 70 receptions and 800 receiving yards in a single season. For their efforts, three offensive players were selected to the Pro Bowl in tackle Tyron Smith (eighth selection), guard Zack Martin (seventh) and receiver Lamb (first).

Moore helped Prescott lead all NFL quarterbacks in passing yards (1,856), and 400-yard passing games (three) through the first five weeks of the 2020 season, before the signal-caller suffered a season-ending ankle injury in Week 5. Overall, Moore prepared three different, additional quarterbacks to take snaps under center for the Cowboys in 2020, including Andy Dalton, Garrett Gilbert and rookie Ben DiNucci – the first time that Dallas has had at least four different quarterbacks start at least one game in a season since 2015. Moore's offensive front saw a shuffling of eight different starting lineup combinations on the offensive line due to injuries.

Despite the injuries, Moore's unit finished the season ranked eight in the NFL in passing offense, as wide receiver Amari Cooper hauled in a career-high 92 receptions for 1,114 yards and five touchdowns and Lamb set the franchise's rookie record with 74 receptions. Leading the rushing attack, Elliott finished top-10 in the NFL with 979 yards and six touchdowns.

During his first season as offensive coordinator in 2019, Moore's unit led the league with 431.5 total net yards per game, which was the 10th-best single-season performance in NFL history and best by any offense since Denver's 2013 record-setting unit (457.3). Prescott finished second in the NFL with a career-high 4,902 yards passing, the second-most in team history, and a then-career-best 30 passing touchdowns. Elliott finished the season ranked second in the league with 1,777 yards from scrimmage, as Cooper recorded eight touchdowns and a career-high 1,189 yards on 79 receptions.

Moore entered the coaching ranks in 2018, taking over as Dallas' quarterbacks coach after spending the previous three seasons in the room as a player. In his first season coaching Prescott, he was named to the second Pro Bowl of his career, helping lead the Cowboys to the franchise's second NFC East Division title in three seasons.

Moore played six NFL seasons for the Lions (2012-14) and Cowboys (2014-17) after entering the league as an undrafted free agent. Moore appeared in three games, including two starts, for the Cowboys in 2015. He threw for 435 yards and three touchdowns in his first home start, a 34-23 loss to Washington, becoming the fifth quarterback in Cowboys history to eclipse 400 passing yards in a single game and registering the sixth-most passing yards by any Cowboy in a single game. The following season, Moore broke his leg in training camp, but remained a mainstay in Dallas' quarterbacks room, working closely with then-rookie Dak Prescott as the Cowboys tied a franchise-record with 13 wins in the regular season, including an 11-game win streak.

A native of Prosser, Wash., Moore finished his collegiate career at Boise State with a record of 50-3, the most wins by a quarterback in NCAA history. He concluded his collegiate tenure with the second-most touchdown passes (142) and sixth-most passing yards (14,667) by any collegiate quarterback in NCAA history, owning a career completion percentage mark of 69.7. Moore was a first-team All-American from the *Football Writers Association of America* in 2010, twice being named Western Athletic Conference Offensive Player of the Year (2009-10) and earning Mountain West Conference Offensive Player of the Year honors in 2011. The Broncos' offense finished in the top-five in scoring in each of Moore's final three seasons, including a first-place finish in 2009 and ranking No. 2 in 2010.

Moore and his wife, Julie, have two daughters, Halle and Madelyn, and a son, Kyler.



# TOM ARTH

## PASSING GAME SPECIALIST

5TH NFL SEASON

2ND SEASON WITH CHARGERS

Tom Arth enters his second season as passing game specialist for the Chargers in 2023. He brought nine years of collegiate head coaching acumen and three seasons of NFL playing experience to the offensive staff. Arth re-joined forces with Head Coach Brandon Staley, who spent three seasons as Arth's defensive coordinator at John Carroll University (2013, '15-16) before entering the NFL coaching ranks in 2017.

In his first season with the Bolts, Arth was part of a staff that coached the offense to rank third in passing offense (269.6 net passing yards per game) and No. 9 in total offense (359.3 total net yards per game) in the NFL in 2022. He helped quarterback Justin Herbert continue to set records, as no player has more completions (1,316), passing yards (14,089) or total touchdowns (102) over the first three seasons of a career. Herbert is also the only quarterback in NFL history to begin a career with three consecutive seasons of 4,000-plus passing yards and the second player ever to throw 25 touchdowns in each of their first three years, joining Hall of Fame quarterback Peyton Manning.

Arth came to the City of Angels after spending the previous three years (2019-21) as the head coach at the University of Akron following two seasons (2017-18) at the University of Tennessee at Chattanooga. The first four years of Arth's nine-year run as a collegiate head coach were spent at the helm of his alma mater, John Carroll University (2013-16), where he initially joined the coaching staff after playing professionally for six years.

## ARTH'S CAREER CAPSULE

### PLAYING CAREER

Season/s	College/Pro Team	Position
1999-2002	John Carroll University	Quarterback
2003-05	Indianapolis Colts	Quarterback
2004	Scottish Claymores (NFL Europe)	Quarterback
2005	Hamburg Sea Devils (NFL Europe)	Quarterback
2007	Grand Rapids Rampage (AFL)	Quarterback
2008	Georgia Force (AFL)	Quarterback

### COACHING BACKGROUND

John Carroll University	
Co-Offensive Coordinator/Asst. Recruiting Coord./QBs	2010-12
Head Coach	2013-16

University of Tennessee at Chattanooga	
Head Coach	2017-18

University of Akron	
Head Coach	2019-21

Los Angeles Chargers	
Passing Game Specialist	2022-Present

Over Arth's four seasons as the head coach at John Carroll, the Blue Streaks posted a 40-8 record and earned three postseason appearances. He was named Ohio Athletic Conference Coach of the Year on two occasions (2013, '16) — including National Coach of the Year recognition in 2016. Arth helped produce 55 All-OAC selections and 12 All-Americans in his four-year tenure as head coach.

That 2016 season saw John Carroll claim the program's first outright OAC title in over 25 years, defeating No. 1-ranked Mount Union to earn the conference title. In the postseason, Arth led John Carroll to an appearance in the National Semifinal Round for the second time in program history, which included a win at No. 1-ranked Wisconsin-Whitewater en route to the National Semifinal berth. Arth also led John Carroll to the postseason in each of his first two seasons at the helm (2013-14), marking the first time in school history that the program earned a playoff berth in consecutive years.

Before taking over as head coach, Arth spent his first three seasons (2010-12) at John Carroll in a support capacity. Over that span, his roles included director of football operations, co-offensive coordinator, assistant recruiting coordinator and quarterbacks coach.

A native of Cleveland, Ohio, Arth started four seasons at quarterback for the Blue Streaks, setting 18 school records over his playing career. He earned consensus All-America recognition following each of his final two seasons and guided the Blue Streaks to a 12-2 record as a senior in 2002, earning a playoff berth and guiding the team to the National Semifinal Round for the first time in program history. Arth was named to D3Football.com's All-Decade Team (2000s) and was inducted into the university's athletic Hall of Fame in 2013.

Arth was signed as an undrafted free agent by the Indianapolis Colts in 2003 following his record-setting career at John Carroll. He spent three seasons (2003-05) as a backup to Hall of Fame quarterback Peyton Manning. In each of those seasons, the Colts won the AFC South Division. The Indianapolis staff, led by Hall of Fame Coach Tony Dungy and Hall of Fame General Manager Bill Polian, also featured Chargers General Manager Tom Telesco, who served as the director of pro scouting each of Arth's final two seasons.

His first two off-seasons with the Colts were spent playing in NFL Europe, first with the Scottish Claymores in 2004, then the Hamburg Sea Devils in 2005. He then signed with Green Bay in 2006 and spending training camp with the Packers, operating in a group that featured Hall of Fame quarterback Brett Favre and Aaron Rodgers. Arth later spent training camp with the Toronto Argonauts of the Canadian Football League, before capping his career in the Arena Football League from 2007-08.

Arth and his wife, Lauren, have five children – Caroline, Tommy, Kate, Patrick, and Elizabeth.



# CHRIS BEATTY

## WIDE RECEIVERS

3RD NFL SEASON

3RD SEASON WITH CHARGERS

Chris Beatty enters his third season with the Chargers as wide receivers coach in 2023. In two seasons coaching the wide receivers, Beatty's group has led all AFC receiving corps with 512 receptions over that span. The group has combined for 6,283 receiving yards under Beatty, ranking No. 2 in the conference.

Beatty helped the Los Angeles offense rank third in passing offense (269.6 net passing yards per game) and No. 9 in total offense (359.3 total net yards per game) in the NFL in 2022. The offense set a single-season NFL record by featuring six players, including four receivers — Keenan Allen, DeAndre Carter, Joshua Palmer and Mike Williams — with at least 500 receiving yards and three touchdown grabs. Beatty was key in tutoring Carter and Palmer to turn in career years in the face of injuries to the group.

In 2021, the Los Angeles offense ranked No. 4 in the NFL in total offense (390.2 net yards per game) and paced the AFC in passing offense (282.4 net passing yards per game) with Beatty tutoring the receivers. The unit scored 181 points in the fourth quarter, the second-most in a single season in NFL history. Los Angeles ranked fifth in the league in third-down efficiency (45.2 pct.) and paced the NFL with 22 fourth-down conversions and seven two-point conversions.

Williams enjoyed a breakout season under Beatty in 2021, setting single-season career highs in catches (76) and receiving yards (1,146) while hauling in nine touchdowns. He registered a single-season NFL-record five go-ahead touchdowns in the fourth quarter or overtime in 2021. Meanwhile, Allen recorded 106 receptions for 1,138 yards and six touchdowns en route to his fifth Pro Bowl in a row. The season marked Allen's fifth-straight with at least 95 catches, good for the second-longest streak in NFL history. Beatty was tasked with onboarding Palmer as a rookie in 2021, who caught four touchdowns on the season. Of Palmer's four scores, three came in the fourth quarter, ranking second among all rookie wide receivers in fourth-quarter touchdown catches.

## BEATTY'S CAREER CAPSULE

### PLAYING CAREER

Season/s	College/Pro Team	Position
1991-94	East Tennessee State	Wide Receiver
1995	Baltimore Stallions (CFL)	Wide Receiver
1997	Hamilton Tiger-Cats (CFL)	Wide Receiver

### COACHING BACKGROUND

<b>North Stafford (Va.) High School</b>	
Head Coach	1998-2000
<b>Salem (Va.) High School</b>	
Head Coach	2001-02
<b>Landstown (Va.) High School</b>	
Head Coach	2003-05
<b>Hampton University</b>	
Offensive Coordinator/Quarterbacks	2006
<b>Northern Illinois University</b>	
Running Backs	2007
<b>West Virginia University</b>	
Running Backs/Slot Receivers	2008-10
<b>Vanderbilt University</b>	
Wide Receivers/Recruiting Coordinator	2011
<b>University of Illinois</b>	
Co-Offensive Coordinator/Quarterbacks	2012
<b>University of Wisconsin</b>	
Wide Receivers	2013
Wide Receivers/Recruiting Coordinator	2014
<b>University of Virginia</b>	
Assistant Head Coach	2015
<b>University of Maryland</b>	
Wide Receivers	2016
Co-Offensive Coordinator/Assoc. Head Coach/WRs	2017-18
<b>University of Pittsburgh</b>	
Wide Receivers	2019-20
<b>Los Angeles Chargers</b>	
Wide Receivers	2021-Present

Beatty joined the Chargers in 2021 after serving as wide receivers coach at the University of Pittsburgh from 2019-20. On top of developing premier talent on the perimeter for the Panthers' offense, Beatty held a prominent role in Pittsburgh's recruiting efforts. In 2019, two of Beatty's wide receivers, Maurice Ffrench and Taysir Mack, combined to record the most receptions by a pair of receivers in the Atlantic Coast Conference (159). With the help of Beatty, Ffrench's 96 catches in 2019 broke former Arizona Cardinals wide receiver Larry Fitzgerald's single-season school record. Beatty also recruited and developed future Biletnikoff Award-winner Jordan Addison.



Prior to Pittsburgh, Beatty coached three seasons (2016-18) at the University of Maryland, working with the wide receivers and handling associate head coach and co-offensive coordinator responsibilities over his final two seasons in College Park, Md. During his time with the Terrapins, Beatty was integral in the development of eventual first-round draft selection D.J. Moore, who was named 2017 Big Ten Wide Receiver of the Year. On the recruiting landscape, Beatty's presence helped Maryland secure top-30 nationally-ranked recruiting classes in both the 2017 and 2018 recruiting cycles.

A native of Centreville, Va., Beatty played wide receiver four seasons (1991-94) at East Tennessee State, ending his career as the program's all-time leader in receiving yards. He earned All-Southern Conference honors as a senior and graduated with a bachelor's degree in the spring of 1995. Beatty then went on to play in the Canadian Football League, signing with the CFL-expansion Baltimore Stallions in 1995. Two seasons later, he signed with the Hamilton Tiger-Cats before retiring and beginning his coaching career.

Beatty broke into coaching as the head coach at three Virginia high schools – North Stafford High (1998-2000), Salem High (2001-02) and Landstown High (2003-05). In those nine seasons, his teams combined for a 78-18 record. At Landstown, Beatty led the Eagles to three-straight state championship game appearances, winning the Virginia 3A State Championship in 2004 with future NFL wide receiver Percy Harvin III. He was named Virginia 3A Coach of the Year following that season, after coaching Landstown to a 14-0 record and a No. 9 national ranking.

His first opportunity as a college coach came in 2006, serving as offensive coordinator/quarterbacks coach at Hampton University. In Beatty's lone season with the Pirates, the team posted a 10-2 record and won the Mideastern Atlantic Conference to secure a Football Championship Subdivision playoff berth. His offense averaged 34.2 points per game, ranking No. 7 in the FCS. Hampton's 2006 team featured six players that eventually earned NFL contracts.

Beatty then spent one season (2007) as the running backs coach at Northern Illinois University, working alongside Chargers Head Coach Brandon Staley when he was a graduate assistant for the Huskies. Beatty coached running back Justin Anderson to total 1,245 rushing yards that season.

From 2008-10, he coached the running backs and slot receivers at West Virginia University. Beatty tutored running back Noel Devine to accumulate over 3,600 rushing yards in their three years together. Over his final two seasons with the Mountaineers, Beatty developed and instructed wide receiver Tavon Austin, who was the eventual No. 8 overall selection in the 2013 NFL Draft.

Beatty spent the 2011 season at Vanderbilt University as wide receivers coach/recruiting coordinator, helping tutor future second-round draft choice Jordan Matthews. Following that year, he went to the University of Illinois, serving as co-offensive coordinator/quarterbacks coach for the Fighting Illini.

Over the next two seasons (2013-14), Beatty coached wide receivers at the University of Wisconsin. He added recruiting coordinator responsibilities for his second year in Madison, Wis. In those two seasons, the Badgers won 20 games and appeared in New Year's Day bowl games to cap each season. The 2014 Wisconsin team went 11-3, won the Big Ten West and defeated Auburn in the Outback Bowl. After his time in Wisconsin, Beatty spent the 2015 season as assistant head coach/running backs at the University of Virginia. He helped coach Taquan Mizzell to total nearly 1,500 scrimmage yards for the Cavaliers.

Beatty and his wife, Kris, have a son, Aaron.



# TOM DONATELL

## DEFENSIVE PASSING GAME COORDINATOR/SECONDARY

7TH NFL SEASON

3RD SEASON WITH CHARGERS

Tom Donatell enters his third season with the Chargers and his first as defensive passing game coordinator/secondary coach after spending his first two years with Los Angeles as the assistant secondary coach. In his first two years with the Bolts, he helped coach safety Derwin James Jr., to return to the field at an all-star level and be named a Pro Bowler in both seasons.

Donatell assisted coaching a secondary in 2022 that featured James, who earned recognition as a second-team All-Pro by *The Associated Press* on top of his Pro Bowl selection, to be the only defensive back to post 110 tackles, four sacks, an interception and a forced fumble. James was named AFC Defensive Player of the Month for November by becoming the only defensive back in the last 30 years to have at least 30 tackles, multiple sacks, an interception and a forced fumble in a single November. In addition to James, Donatell helped coach cornerbacks Michael Davis and Asante Samuel Jr., to impressive seasons. Davis set a career high with 15 passes defended, including a league-best 14 over the final 10 weeks of the regular season. Meanwhile, Samuel added 10 passes defended and a pair of interceptions in the regular season. He picked off three passes and registered six passes defended in the team's postseason game at Jacksonville, tying for the second-most interceptions in a single postseason game in NFL history.

In his first season with the Bolts, Donatell contributed to a secondary that was headlined by James, who earned his second career Pro Bowl nod and became the league's first defensive back in the last 20 years to eclipse 100 tackles after missing the entirety of the previous season due to injury. Samuel was named NFL Offensive Rookie of the Month for September after registering two interceptions within his first three career games, while Davis led the unit with 12 passes defended on the year.

### DONATELL'S CAREER CAPSULE

#### PLAYING CAREER

Season/s	College/Pro Team	Position
2008-12	University of Iowa	Safety/Linebacker

#### COACHING BACKGROUND

<b>University of South Florida</b>		
Graduate Assistant		2013-14
<b>UCLA</b>		
Graduate Assistant		2015-16
<b>Seattle Seahawks</b>		
Quality Control/Defense		2017-20
<b>Los Angeles Chargers</b>		
Assistant Secondary		2021-2022
Defensive Passing Game Coordinator/Secondary		2023

Prior to joining the Bolts, Donatell coached with the Seattle Seahawks as a quality control/defense coach. In his four seasons (2017-20) aiding Seattle's defensive coaching staff, Seahawks defenders earned a combined seven Pro Bowl nods. Donatell's responsibilities grew after his first season with the Seahawks, spearheading advance video evaluation efforts of Seattle's upcoming opponents for the defensive coaching staff. He also conducted self-scouting endeavors on a routine basis, evaluating and contributing to the defense's week-to-week evolving playbook.

Donatell spent four seasons coaching at the collegiate level before joining the Seattle staff, serving as a defensive graduate assistant at the University of South Florida (2013-14) and at UCLA (2015-16).

The son of 32-year NFL coaching veteran Ed Donatell, Tom Donatell rotated at linebacker and safety as a collegiate player for the University of Iowa from 2008-12. He started eight games at strong safety for the Hawkeyes as a senior in 2012, picking off two passes and recording one forced fumble over the course of his career.

Donatell and his wife, Rebecca, have three sons, Drake, Jack and Bennett.

# DERRICK FOSTER

## RUNNING BACKS

3RD NFL SEASON

3RD SEASON WITH CHARGERS



Derrick Foster enters his third season with the Chargers as the running backs coach, after coaching running back Austin Ekeler to lead the NFL in touchdowns in his first two seasons with the team.

Under the direction of Foster, Ekeler has totaled 38 regular-season scrimmage touchdowns (20 in 2021, 18 in 2022), ranking No. 1 in the NFL over that span and leading the league in each season, respectively. Ekeler added a pair of rushing touchdowns in the AFC Wild Card following the 2022 season, making him the seventh player in NFL history to register back-to-back seasons with 20 touchdowns (regular and postseason combined).

Ekeler set single-season career highs in 2022 with 1,637 yards from scrimmage, 13 rushing touchdowns, 915 rushing yards and 107 receptions. His 107 catches led all running backs ranked tied for No. 5 in the NFL in 2022, and were tied for the second-most by a running back in a single season in NFL history. Ekeler added five touchdown catches, giving him 29 for his career to tie for the most by a running back with a single team in the Super Bowl era (since 1966). He also led the NFL in 2022 with 843 yards after catch. In the Week 5 win at Cleveland, Ekeler set a single-game career high with 173 rushing yards, good for the fourth-best rushing performance in the NFL in 2022.

Foster helped coach an offense that ranked third in passing offense (269.6 net passing yards per game) and No. 9 in total offense (359.3 total net yards per game) in the NFL in 2022. Ekeler was one of an NFL-record six players on the team to top 500 receiving yards and three touchdown grabs in the same season. The Los Angeles offense paced the NFL with 112 third-down conversions and ranked No. 2 in the league with 2,542 yards after catch.

## FOSTER'S CAREER CAPSULE

### PLAYING CAREER

Season/s	College/Pro Team	Position
2007-10	Southwest Baptist University	.....RB/WR

### COACHING BACKGROUND

<b>Valdosta State University</b>		
Assistant Coach	.....	2011
<b>University of Tennessee</b>		
Assistant Coach	.....	2012
<b>Northwestern State University</b>		
Running Backs	.....	2013
Wide Receivers	.....	2014-15
<b>Samford University</b>		
Run Game Coordinator/Running Backs	.....	2016-17
<b>University of Iowa</b>		
Running Backs	.....	2018
Running Backs/Offensive Recruiting Coordinator	.....	2019-20
<b>Los Angeles Chargers</b>		
Running Backs	.....	2021-Present

In 2021, Ekeler turned in a career year in 2021 under Foster's tutelage, as he tied for an NFL high with 20 scrimmage touchdowns, becoming the fourth Charger ever to have a share of the league lead in touchdowns for a season. His 20 scrimmage scores tied for the second-most by any Charger in a single season. The season also marked Ekeler's second with eight receiving touchdowns (2019), joining Hall of Fame running back Marshall Faulk (2000 and '01) as the only running backs in the common draft era (since 1967) with multiple seasons of eight-plus touchdown grabs. Ekeler scored nine touchdowns in primetime games, tying Hall of Fame running back Emmitt Smith (1995) for the second-most by any player in a single season in NFL history, training only Hall of Fame wide receiver Randy Moss' 11 in 2007 with New England.

Foster's coaching helped the offense rank No. 4 in the NFL in total offense (390.2 net yards per game) and pace the AFC in passing offense (282.4 net passing yards per game). The unit scored 181 points in the fourth quarter, the second-most in a single season in NFL history. Los Angeles ranked fifth in the league in third-down efficiency (45.2 pct.) and paced the NFL with 22 fourth-down conversions and seven two-point conversions.

Prior to leading the running backs group for the Bolts, Foster spent three seasons as the University of Iowa (2018-20). Under Foster's direction as Running Backs/Offensive Recruiting Coordinator in 2020, sophomore back Tyler Goodson was a first-team All-Big Ten selection by both the media and conference coaches, becoming the first Iowa running back to earn first-team all-conference honors since 2008. Foster was instrumental in the recruiting aspect while at Iowa, serving as the program's offensive recruiting coordinator in his final two seasons. Former Iowa running back Makhli Sargent ran for 20 touchdowns under Foster for the Hawkeyes before playing with three NFL teams as an undrafted free agent in 2021.

Foster joined the Hawkeyes after a two-year stint at Samford University (2016-17). As run game coordinator/running backs coach, he was part of a staff that led the Bulldogs to two-straight Football Championship Subdivision playoff appearances. Prior to his time in Homewood, Ala., Foster coached three seasons (2013-15) at Northwestern

State University. After coaching the running backs for the Demons 2013, Foster transitioned to directing the wide receiver group from 2014-15, developing some of the top receivers in program history. In 2014, eventual NFL pass-catcher Ed Eagan set the program's single-season receptions record with 73 catches under Foster's tutelage. In a game against McNeese State, Eagan set a program record with 238 receiving yards on a record-tying 13 receptions. Foster also tutored Bryant Mitchell, who went on to play for the Buccaneers and in the CFL.

In the two years following his playing career, Foster broke into the coaching ranks as an assistant coach at the University of Tennessee (2012) and Valdosta State University (2011). His focus was to assist the offensive coaching staff, particularly the running backs, and special teams units. During his lone season in Knoxville, Tenn., Foster worked alongside a pair of current Chargers coaches — Head Coach Brandon Staley and Defensive Coordinator Derrick Ansley.

Foster played running back and wide receiver at Southwest Baptist University. He started 41-of-44 career game appearances at wide receiver for the Bearcats, graduating in 2010 with a bachelor's degree in sport management. The Goshen, Ala., native went on to earn a master's degree in public administration from Valdosta State in 2013. Foster and his wife, Bianca, have two children — Cooper and Brielle.

# CHRIS GOULD

## ASSISTANT SPECIAL TEAMS

9TH NFL SEASON

2ND SEASON WITH CHARGERS



Chris Gould enters his second season as the assistant special teams coach for the Chargers in 2023. He joined the club following seven years (2015-21) with the Denver Broncos, helping Denver claim victory in Super Bowl 50 in his first NFL season.

Gould assisted a turnaround of the special teams unit in his first season with the Bolts, as the group led the NFL by allowing just 3.1 yards per punt return, the best average allowed by any Chargers team in 50 years. He also helped with the AFC's top kicking unit, making 31-of-33 field goals (93.9 pct.) despite deploying three different kickers on the year due to injury. The team's 93.9 field goal percentage ranked No. 2 in the NFL in 2022 and led the AFC.

He helped instruct three specialists win Special Teams Player of the Week — kicker Dustin Hopkins, kicker Cameron Dicker and punter JK Scott. Dicker was also named the AFC Special Teams Player of the Month for December/January and earned All-Rookie honors from the *Professional Football Writers of America* after setting the NFL's rookie single-season field goal percentage record among players with 15 attempts by making 21-of-22 field goals (95.5 pct.). Scott registered a 41.5-yard net punting average, the best by a Chargers punter in 20 seasons and ranking fourth in the AFC among players with at least 60 punts.

Over his seven seasons helping coach Denver's special teams — two as a coaching assistant (2015-16) and five as assistant special teams (2017-21) — Broncos kicker Brandon McManus ranked fourth in the NFL in made field goals (186) and third in field goals from 50-plus yards (32). McManus also won three AFC Special Teams Player of the Week honors (Weeks 4 and 6 in 2020, Week 14 in 2021) and AFC Special Teams Player of the Month for October in 2015.

Gould helped develop wide receiver Diontae Spencer as the former CFL All-Star ranked second in the NFL among qualified returners in 2020 with an average of 15.8 yards per punt return. He also worked closely with rookie punter Riley Dixon in 2016, who led all first-year punters with a 41.3-yard net average. The Broncos' coverage unit allowed an average of just 6.8 yards per return in 2016, the seventh-best mark among punt coverage teams in the NFL.

## GOULD'S CAREER CAPSULE

### PLAYING CAREER

Season/s	College/Pro Team	Position
2004-07	University of Virginia	Kicker/Punter
2010-11	Chicago Rush (AFL)	Kicker
2012	Arizona Rattlers (AFL)	Kicker

### COACHING BACKGROUND

<b>Syracuse University</b>	
Special Teams Quality Control	2012-14
<b>Denver Broncos</b>	
Coaching Assistant	2015-16
Special Teams Assistant	2017-21
<b>Los Angeles Chargers</b>	
Assistant Special Teams	2022-Present

The 11-year coaching veteran broke into the coaching ranks in a special teams quality control role at Syracuse, spending three seasons (2012-14) contributing to the development of the special teams units. He joined the Orange after a three-year (2010-12) career in the Arena Football League. Gould was named Arena League Kicker of the Year after his first season and capped his playing career on a Rattlers team that went on to be ArenaBowl XXV Champions in 2012.

Starting his collegiate career at the University of Virginia (2004-07) as a punter, Gould took over kicking duties for the Cavaliers for his final two seasons. As a sophomore in 2005, his 40.0-yard punt average was the highest mark by a Virginia punter since 2001.

Gould and his wife, Sam, have a son, Asher. The Lock Haven, Pa., native is the younger brother of 18-year veteran kicker Robbie Gould, who ranks No. 8 all-time with 447 made field goals, while his 86.5 career field goal percentage is the best in NFL history among players with at least 450 attempts.



# WILL HARRIS

## ASSISTANT SECONDARY

2ND NFL SEASON

1ST SEASON WITH CHARGERS

Will Harris enters his first season with the Chargers in 2023 as the team's assistant secondary coach.

Harris most recently served as the defensive coordinator/secondary coach at Georgia Southern. Under his direction in 2022, Georgia Southern's defensive unit ranked No. 12 in the nation in red-zone defense, as four Eagles defenders earned All-Sun Belt Conference honors. Georgia Southern claimed victories over Nebraska and then-ranked No. 25 in the nation (AP) James Madison in 2022, finishing the season with an appearance in the Camellia Bowl. The defensive unit paved the way in the upset win over nationally-ranked James Madison behind the defense's three interceptions.

Harris spent four seasons (2018-21) at the University of Washington, working with a secondary unit that featured a defensive back being named All-American each of his four seasons working with the unit.

In his final season with the Huskies, Harris' secondary helped lead the nation in fewest passing yards allowed (1,720) and allowed just six touchdown passes on the season — the fewest by any defense in the country. Under his guidance in 2021, cornerback Trent McDuffie, an eventual first-round selection in the 2022 NFL Draft, earned third-team All-America honors from *The Associated Press*.

In his first season leading the defensive backs group, the Huskies posted the top passing defense in the Pacific-12, holding opponents to an average of just 184.9 passing yards in league contests. Washington finished the season with the conference's top-ranked total defense, as cornerback Elijah Molden was named second-team All-America and first-team All-Pac-12, while McDuffie earned a second-team All-Pac-12 nod. Following the season, Harris was featured on On3.com's list of "50 Rising-Star Position Coaches You Need to Know" entering 2021.

## HARRIS' CAREER CAPSULE

### PLAYING CAREER

Season/s	College/Pro Team	Position
2005-09	University of Southern California	Safety
2010	Seattle Seahawks	Safety
2010	Edmonton Eskimos (CFL)	Safety

### COACHING BACKGROUND

<b>Diamond Bar (Calif.) High School</b>	
Defensive Backs	2012
<b>Fullerton College</b>	
Defensive Backs	2013
<b>Northwestern Oklahoma State University</b>	
Defensive Backs	2013
<b>Humboldt State University</b>	
Defensive Backs	2014
<b>Dixie State University</b>	
Co-Defensive Coordinator/DBs/Recruiting Coord.	2015
<b>San Jose State University</b>	
Defensive Backs	2016-17
<b>University of Washington</b>	
Assistant Defensive Backs	2018-19
Defensive Backs	2020-21
<b>Georgia Southern University</b>	
Defensive Coordinator/Defensive Backs	2022
<b>Los Angeles Chargers</b>	
Assistant Secondary	2023

Harris helped coach a Huskies secondary in 2019 that featured three true freshman starting at least five games each. Despite the youth of the secondary, Washington ranked No. 15 in scoring defense in the nation, allowing less than 20 points per game. In his first season as an assistant in the defensive backs room, the Huskies finished first in the conference in scoring defense and total defense, allowing just 16.4 points per game, which placed fifth-best in the FBS. Harris helped safety Taylor Rapp garner first-team All-America honors from *USA Today* and ESPN, as Rapp and defensive back Byron Murphy each were named first-team All-Pac-12.



Prior to his time at Washington, Harris coached the secondary at San Jose State University for two seasons (2016-17). In his first season with the Spartans, Harris helped cornerback Andre Chachere earn first-team All-Mountain West Conference recognition, while safety Maurice McKnight received honorable mention all-conference honors. Between his first and second season with San Jose State, Harris participated in a coaching internship with the Oakland Raiders.

Harris entered the collegiate coaching ranks in 2013, first spending the spring as defensive backs coach at Fullerton College before tutoring the secondary at Northwestern Oklahoma State University for the 2013 season. He then moved on to coach defensive backs at Humboldt State in 2014, helping the Lumberjacks rank top-10 nationally in total defense and boast three defensive backs that earned All-Great Northwest Athletic Conference honors. Harris went on to coach the defensive backs at Dixie State University in St. George, Utah, in 2015, helping defensive back Colton Olson earn a first-team all-conference nod.

As a player, Harris spent training camp in 2010 with the Seattle Seahawks before joining the Edmonton Eskimos of the Canadian Football League. Following his pro career, Harris entered into the coaching profession following a conversation with renowned artist and media personality Snoop Dogg to help mentor youth in the Snoop Youth Football League. He then coached defensive backs at Diamond Bar (Calif.) High in 2012.

A native of Pasadena, Calif., Harris played four seasons at safety for the University of Southern California (2005-09), helping the Trojans appear in four-straight Rose Bowls, including the 2005 BCS National Championship Game against Texas, winning each of the final three. As a junior in 2008, Harris appeared in all 13 games on a Trojans team that finished 12-1 with a win over Penn State in the Rose Bowl, finishing the year ranked No. 3 in the final AP Poll. As a senior, Harris contributed 69 tackles and four interceptions in Pete Carroll's final season with the Trojans.



# MIKE HIESTAND

## FRONT SEVEN SPECIALIST

5TH NFL SEASON

2ND SEASON WITH CHARGERS

Mike Hiestand returns to the defensive side of the ball as a front seven specialist in 2023 after spending his first season with the Bolts as an offensive assistant.

As an offensive assistant for the Bolts in 2022, Hiestand primarily worked with the offensive line and tight ends. He helped Offensive Line Coach Brendan Nugent and Assistant Offensive Line Coach Shaun Sarrett onboard tackle Foster Sarell and rookie offensive lineman Jamaree Salyer to make starts for the NFL's No. 3 passing offense. Hiestand also worked with Tight Ends Coach Kevin Koger to help the tight ends combine for 83 receptions on the season, the 10th-most by a single tight ends group in the NFL in 2022.

Hiestand joins the staff after three seasons in a support role with the Denver Broncos, contributing to the defensive coaching staff's operation while also serving as assistant to then-Head Coach Vic Fangio. Over his three years in Denver, the Broncos owned the league's top-ranked red zone defense (45.6 pct.) and allowed a rate of just 20.4 points per game, ranking seventh-best in the NFL.

Before his time in the Mile High City, Hiestand coached seven seasons in the collegiate ranks, which was capped by a three-year run as defensive coordinator at Ave Maria University (2016-18). In his final season directing the defense, Ave Maria totaled the most sacks (28) and registered the best points allowed rate (23.5 points per game) in a single season in program history, helping the Gyrenes capture the Sun Conference title. Hiestand's unit produced four first-team all-conference selections following the season.

## HIESTAND'S CAREER CAPSULE

### PLAYING CAREER

Season/s	College/Pro Team	Position
2008-10	Illinois State University	Linebacker

### COACHING BACKGROUND

<b>Miami (Ohio) University</b>		
Graduate Assistant		2012
<b>Florida International University</b>		
Graduate Assistant		2013
<b>University of Notre Dame</b>		
Defensive Graduate Assistant		2014-15
<b>Ave Maria (Fla.) University</b>		
Defensive Coordinator		2016-18
<b>Denver Broncos</b>		
Assistant to Head Coach/Defensive Quality Control		2019-20
Assistant Defensive Line/Assistant to Head Coach		2021
<b>Los Angeles Chargers</b>		
Offensive Assistant		2022
Front Seven Specialist		2023

Hiestand spent two seasons as a defensive graduate assistant at the University of Notre Dame (2014-15), primarily working with the defensive line after holding roles as a graduate assistant at Florida International University in 2013 and Miami (Ohio) University in 2012, working with the defense and special teams.

The Mundelein, Ill., native played linebacker for Illinois State University, graduating in 2011. Hiestand is married to his wife, Emily, and the couple has a daughter, Winnie. His father, Harry, retired in February 2023 after a 40-year coaching career, including seven seasons as an NFL coach with the Chicago Bears.

# JEFF HOWARD

## LINEBACKERS

11TH NFL SEASON

1ST SEASON WITH CHARGERS



Jeff Howard enters his first season with the Chargers in 2023, bringing 10 years of NFL coaching experience to Los Angeles.

A former All-American linebacker, Howard returns to coaching the position that he played at the collegiate level after spending the last three seasons (2020-22) as pass game coordinator/defensive backs coach for the Cleveland Browns. With the Browns, Howard's secondary helped the unit rank tied for second in the NFL with 11 total red zone takeaways, tying for the most by any AFC team, as Cleveland's defense finished fifth in the league in passing defense each of the last two seasons.

In 2022, Howard was imperative in the development of rookie cornerback Martin Emerson Jr., who went on to rank third among NFL rookies and tie for the team lead with 15 passes. Under Howard's guidance, Emerson and cornerback Denzel Ward each totaled 15 passes defended, as the Browns were one of two NFL teams to have multiple players notch 15 passes defended on the season.

Howard helped the Browns defense finish the 2021 season rank in the top five in the NFL in total defense and pass defense. He coached Ward to earn his second career Pro Bowl selection, while also developing rookie cornerback Greg Newsome II to be named All-Rookie by the *Professional Football Writers of America*. Following the 2021 season, Howard was selected to serve as the defensive coordinator of the West team in the 2022 East-West Shrine Bowl.

In Howard's first season (2020) directing the secondary for Cleveland, the Browns led the NFL with six red zone takeaways. Ward finished tied for second in the NFL with 18 passes defended, despite playing in only 12 games.

## HOWARD'S CAREER CAPSULE

### PLAYING CAREER

Season/s	College/Pro Team	Position
2003-06	Eastern New Mexico University	Linebacker

### COACHING BACKGROUND

<b>Odessa (Texas) Permian High School</b>		
Assistant Defensive Backs/Linebackers		2007-08
Defensive Coordinator		2009-10
<b>Texas Tech University</b>		
Defensive Quality Control		2011
Defensive Backs		2012
<b>Minnesota Vikings</b>		
Assistant to the Head Coach		2013
Defensive Assistant		2014-15
Defensive Assistant-Linebackers		2016-17
Assistant Defensive Backs		2018-19
<b>Cleveland Browns</b>		
Pass Game Coordinator/Defensive Backs		2020-22
<b>Los Angeles Chargers</b>		
Linebackers		2023

Prior to his three seasons in Cleveland, Howard spent seven years (2013-19) as an assistant in Minnesota, steadily rising through the coaching ranks with the Vikings. In that time, Minnesota won two NFC North Division titles and advanced to the postseason three times. Howard started his tenure with the Vikings as assistant to the head coach in 2013, before transitioning to a defensive assistant role the following season.

Working with the linebackers from 2016-17, the Vikings' defense ranked among the league's leaders, finishing third in the NFL in total defense in 2016 and first in the league in 2017. Linebacker Anthony Barr was named to the Pro Bowl following each of the two seasons Howard worked with the linebackers.

Howard spent two seasons (2018-19) coaching Minnesota's defensive backs, specifically the safeties, helping the Vikings ranked tied sixth in the NFL in 51 total takeaways over the two-year stretch, including 29 interceptions. With Howard's assistance, safety Anthony Harris earned first-team All-NFC recognition from the PFWA after totaling six interceptions in 2019, tying for the most in the league and becoming the first Viking to pace the league in interceptions since 2003. Safety Harrison Smith also received Pro Bowl honors in each of his two seasons with Howard assisting the secondary.

Following his playing career, Howard entered the coaching ranks at the high school level, contributing four years (2007-10) on the defensive coaching staff at Odessa Permian High in Odessa, Texas. After serving as assistant defensive backs/linebackers coach, Howard was promoted to Permian's defensive coordinator in 2009, a role he would hold for two seasons. Howard then transitioned to the collegiate level, joining Texas Tech's staff in 2011 as a defensive quality control coach and later being promoted to defensive backs coach in 2012.

An All-American linebacker at Eastern New Mexico University, Howard graduated with a degree in biology and chemistry. As a senior, he led the Greyhounds in tackles and scored two defensive touchdowns, earning an invitation to play in the Cactus Bowl – an NCAA Division-II all-star game. Howard was twice named All-Lone Star Conference South and earned Academic All-District recognition. Howard had his No. 3 jersey retired by Eastern New Mexico in 2006 and was inducted into the program's athletic Hall of Honors in 2011.

Howard and his wife, Laci, have four children – Natassja, Skylar, Grayson and Ryleigh.

# KEVIN KOGER

## TIGHT ENDS

5TH NFL SEASON

3RD SEASON WITH CHARGERS



Kevin Koger enters his third year with the Chargers as tight ends coach in 2023. Throughout his two seasons with Los Angeles, Koger has been part of an offense staff that produced a top-five passing offense and top-10 total offense each year.

Koger helped the Los Angeles offense rank third in passing offense (269.6 net passing yards per game) and No. 9 in total offense (359.3 total net yards per game) in the NFL in 2022. Despite injuries, his tight ends combined for 83 receptions on the season, the 10th-most by a tight ends group in the NFL in 2022. Koger coached Gerald Everett to career bests with 58 receptions and 555 yards on the season, while tying a single-season career high with four touchdown catches.

In 2021, Koger was part of an offensive staff that coached the unit to lead in the AFC in passing offense (282.4), rank fourth in the NFL in total offense (390.2) and No. 5 in the league in scoring offense (27.9 points per game). The tight ends combined for eight of quarterback Justin Herbert's record-setting 38 passing touchdowns. Jared Cook emerged as a reliable threat for Herbert, moving the chains on 13 of his 15 receptions on third and fourth downs. The offensive unit single-season team records for first downs (401) and passing touchdowns (38) in 2021.

The Toledo, Ohio, native joined the Chargers after two seasons (2019-20) as an offensive quality control coach with the Packers, helping Green Bay secure back-to-back appearances in the NFC Championship Game. As a primary assistant to then-Packers Offensive Coordinator Nathaniel Hackett in Green Bay, Koger also contributed to the instruction of the tight ends group, helping develop Robert Tonyan to break out in 2020 with 52 catches for 586 yards and 11 receiving scores — leading all NFL tight ends in touchdown catches.

## KOGER'S CAREER CAPSULE

### PLAYING CAREER

Season/s	College/Pro Team	Position
2008-11	University of Michigan	Tight End

### COACHING BACKGROUND

<b>Saline (Mich.) High School</b>	
Tight Ends/Wide Receivers	2012

<b>University of Michigan</b>	
Graduate Assistant	2013-14

<b>University of Tennessee</b>	
Offensive Quality Control	2015

<b>Eastern Kentucky University</b>	
Wide Receivers	2016-17
Special Teams Coordinator/Wide Receivers	2018

<b>Green Bay Packers</b>	
Offensive Quality Control	2019-20

<b>Los Angeles Chargers</b>	
Tight Ends	2021-Present

Koger was an All-Ohio selection as a senior at Toledo Whitmer High in Toledo, Ohio. He went on to play collegiately at the University of Michigan and graduated in 2012 with a bachelor's degree in sport management. Koger was a four-year letter-winner (2008-11) and three-year starter, logging 47 games played with 30 starts at tight end. He was voted a team captain entering his senior season and ended his Wolverines career by earning honorable mention All-Big Ten recognition from the conference coaches and the media. Koger was featured on the preseason watch list for the John Mackey Award as a junior, which is annually given to the top tight end in college football.

Following his graduation from Michigan in 2012, Koger spent one season coaching the tight ends and wide receivers at Saline (Mich.) High. He then broke into the collegiate coaching ranks at his alma mater, the University of Michigan, in 2013. In two seasons in Ann Arbor, Mich., Koger's graduate assistant role featured work with the tight ends group and contributions to the special teams units. His work involved the development of 2013 All-Big Ten Freshman Team selection Jake Butt, who went on to later win the John Mackey Award.

Prior to Eastern Kentucky, Koger spent one season (2015) as an offensive quality control coach at the University of Tennessee. In his lone season in Knoxville, Tenn., primarily working with the wide receivers and offensive line, the Volunteers posted a 9-4 record, with an Outback Bowl victory.

After one year with Tennessee, Koger spent three seasons at Eastern Kentucky University (2016-18), working with the wide receivers group and adding special teams coordinator responsibilities in his final season with the Colonels. In his lone season as special teams coordinator, the kickoff return unit led the Ohio Valley Conference with a mark of 23.2 yards-per-return, while the punt return unit also blocked a pair of opponent punts. Koger's first two seasons in Richmond, Ky., centered around developing the receiving corps for eventual NFL quarterback Tim Boyle, who lead the OVC in passing yards and completion percentage in 2017. That same season, Koger tutored wide receiver Ryan Markush to rank No. 2 in the conference in touchdown receptions (nine) and third in receiving yards (745), earning All-OVC recognition.

Koger and his wife, Tiffany, have three sons, Kingston, Hayes and Miles.



# ROBERT MUSCHAMP

## DEFENSIVE QUALITY CONTROL

1ST NFL SEASON

1ST SEASON WITH CHARGERS



Robert Muschamp enters his first season as a defensive quality control coach for the Bolts in 2023.

Muschamp joins the Los Angeles staff after spending the last two seasons at the University of Georgia, helping the Bulldogs win back-to-back College Football Playoff National Championships as a quality control — defense coach. In 2022, the Bulldogs' defense held opponents to less than 10 points six times, including the 2023 CFP National Championship Game win over TCU, holding the Horned Frogs to just seven points.

Prior to his tenure in Athens, Ga., Muschamp served as a graduate assistant for two seasons (2019-20) at the University of Tennessee, working primarily with the defense. The Volunteers defeated Indiana in the Gator Bowl following the 2019 season, Tennessee's first bowl victory in three seasons.

Muschamp played tight end at Auburn University for four seasons (2015-18), helping the Tigers earn a share of the Southeastern Conference Western Division title in 2017 and appear in a bowl game following each of his four seasons. Muschamp, who joined the program as a walk-on in 2015, was placed on scholarship in advance of his senior season in 2018. He helped the Tigers earn a win in the Music City Bowl to end his collegiate career.

## MUSCHAMP'S CAREER CAPSULE

### PLAYING CAREER

Season/s	College/Pro Team	Position
2015-18	Auburn University	Tight End

### COACHING BACKGROUND

<b>University of Tennessee</b>		
Graduate Assistant		2019-20
<b>University of Georgia</b>		
Quality Control — Defense		2021-22
<b>Los Angeles Chargers</b>		
Defensive Quality Control		2023

A native of Rome, Ga., Muschamp's prep career at Darlington School was capped by Class AA All-State and first-team All-Area recognition. Muschamp's uncle, Will, is Co-Defensive Coordinator at the University of Georgia and previously served as the head coach at the University of Florida (2011-14) and the University of South Carolina (2016-20).



# BRENDAN NUGENT

## OFFENSIVE LINE

11TH NFL SEASON

2ND SEASON WITH CHARGERS

Brendan Nugent enters his second season as the offensive line coach for the Chargers in 2023. In his first season with the Bolts, Nugent was key in the development of rookie offensive lineman Jamaree Salyer, who was thrust in as the starting left tackle after an injury to All-Pro tackle Rashawn Slater.

In 2022, Nugent helped the Los Angeles offense rank third in passing offense (269.6 net passing yards per game) and No. 9 in total offense (359.3 total net yards per game) in the NFL. Under Nugent's tutelage, tackle Trey Pipkins III emerged as a starting-caliber right tackle despite dealing with injuries throughout the season. Nugent also instructed Salyer and tackle Foster Sarell to impress and put forth consistent performances in the first games of their NFL careers.

The line protected quarterback Justin Herbert to become the first player in history to top 4,000 passing yards in each of his first three seasons and join Hall of Fame quarterback Peyton Manning as the only players to throw 25-plus touchdowns in three consecutive seasons to begin a career. The unit blocked for a rushing attack that ran for 238 yards in the Week 5 win against Cleveland, the best single-game production for a Bolts offense since 2018. That rushing attack featured running back Austin Ekeler, who led the NFL for the second-straight season with 18 scrimmage touchdowns and set single-season career highs with 1,637 yards from scrimmage, 13 rushing touchdowns, 915 rushing yards and 107 receptions. His 107 catches led all running backs ranked and tied for No. 5 in the NFL in 2022, and were tied for the second-most by a running back in a single season in NFL history.

Nugent came to the Chargers after spending seven seasons (2015-21) on the New Orleans offensive staff. He was an offensive assistant for two years (2015-16) and then the team's assistant offensive line coach from 2017-20 before taking over as the position coach in 2021. Over those five years working with the New Orleans line, the unit allowed the fewest sacks in the NFL (131) and featured 10 Pro Bowl selections. In 2020, Nugent helped coach the Saints to boast the sixth-ranked rushing attack in the NFL, averaging 141.6 yards per game on the ground. That season, New Orleans set a franchise record with a league-leading 30 rushing scores.

## NUGENT'S CAREER CAPSULE

### PLAYING CAREER

Season/s	College/Pro Team	Position
2001-03	College University of America	Linebacker

### COACHING BACKGROUND

Archbishop Stepinac High School (White Plains, N.Y.)	
Linebackers	2004

University of Iowa	
Offensive Assistant	2005-06

College of William & Mary	
Tight Ends	2007
Wide Receivers	2008
Tight Ends	2009
Running Backs	2010-11

Montreal Alouettes (CFL)	
Special Teams Assistant/Offensive Quality Control	2012

Chicago Bears	
Offensive Quality Control	2013-14

New Orleans Saints	
Offensive Assistant	2015-16
Assistant Offensive Line	2017-20
Offensive Line	2021

Los Angeles Chargers	
Offensive Line	2022

A native of White Plains, N.Y., Nugent played linebacker at The Catholic University of America in Washington, D.C. After his playing career for the Cardinal, he broke into coaching at his alma mater, Archbishop Stepinac High, tutoring the team's linebackers.

Nugent went on to spend two years as an offensive assistant at Iowa (2005-06), helping the Hawkeyes reach the 2005 Outback Bowl and 2006 Alamo Bowl during his tenure, while also earning his bachelor's degree in political science in 2006. He then coached at William & Mary from 2007-11. In his five years with the Tribe, he tutored the tight ends (2007, '09), wide receivers (2008) and running backs (2010-11).

Prior to joining the Saints, Nugent spent the 2012 season as a special teams assistant and offensive quality control coach on the staff of Marc Trestman with the Canadian Football League's Montreal Alouettes. That year, the Alouettes finished first in the CFL's East Division. Nugent then coached under Trestman as an offensive quality control coach with the Chicago Bears.

Nugent and his wife, Jenny, have four children — Addelynn, Declan, Maelie and Nolan.

# DOUG NUSSMEIER

## QUARTERBACKS

8TH NFL SEASON

1ST SEASON WITH CHARGERS



Doug Nussmeier adds 22 years of coaching experience, along with five seasons playing at the professional level, to Los Angeles' coaching staff. He enters his first season as quarterbacks coach for the Bolts in 2023.

Nussmeier comes to Los Angeles after spending the last five seasons (2018-22) on the Dallas coaching staff, most recently tutoring the quarterback group from 2020-22. Over the last three seasons, five different signal-callers registered a start under center for the Cowboys. The offensive unit averaged 378.0 total net yards per game during the three-year stretch, ranking fourth in the NFL over that span.

Last season, the Cowboys' quarterback room battled through early adversity to help the club finish the season with a 12-5 mark and second-straight postseason appearance. Returning to form, quarterback Dak Prescott — the league's Walter Payton Man of the Year Award winner — returned from injury and ranked among the league's top passers down the stretch. From Week 10 through the end of the regular season, Prescott's 20 passing touchdowns tied league MVP Patrick Mahomes for the most in the NFL, as he propelled Dallas to wins in six of their last eight games down the stretch to clinch a postseason berth. Prescott added four passing scores in the NFC Wild Card win at Tampa Bay. Nussmeier's development of Dallas' quarterback room was key early in the season, as quarterback Cooper Rush started five games for the Cowboys, propelling Dallas to a 4-1 mark in those games.

In 2021, Nussmeier led a quarterback group that helped Dallas rank among the league's most efficient offensive units, leading the NFL in total offense with an average of 407.0 net yards per game and ranking No. 1 in the league with a scoring offense of 31.2 points per game. Under Nussmeier's leadership Prescott ranked third in the NFL with a passer rating of 104.2, throwing for a franchise-record 37 touchdowns and career-high 410 completions. Prescott also recorded eight games with a passer rating of 100.0 and three touchdowns, leading all quarterbacks in 2021 and becoming just the seventh passer in NFL history to do so eight or more games in a single season.

## NUSSMEIER'S CAREER CAPSULE

### PLAYING CAREER

Season/s	College/Pro Team	Position
1989-93	University of Idaho	Quarterback
1994-97	New Orleans Saints	Quarterback
1998	Indianapolis Colts	Quarterback
2000	BC Lions (CFL)	Quarterback

### COACHING BACKGROUND

<b>BC Lions (CFL)</b>	
Quarterbacks	.....2001
<b>Ottawa Renegades (CFL)</b>	
Quarterbacks	.....2002
<b>Michigan State University</b>	
Quarterbacks	.....2003-05
<b>St. Louis Rams</b>	
Quarterbacks	.....2006-07
<b>Fresno State University</b>	
Offensive Coordinator/Quarterbacks	.....2008
<b>University of Washington</b>	
Offensive Coordinator/Quarterbacks	.....2009-11
<b>University of Alabama</b>	
Offensive Coordinator/Quarterbacks	.....2012-13
<b>University of Michigan</b>	
Offensive Coordinator/Quarterbacks	.....2014
<b>University of Florida</b>	
Offensive Coordinator/Quarterbacks	.....2015-17
<b>Dallas Cowboys</b>	
Tight Ends	.....2018-19
Quarterbacks	.....2020-22
<b>Los Angeles Chargers</b>	
Quarterbacks	.....2023

Prescott averaged 371.2 passing yards per game through the first five games of 2020, setting an NFL record over the first five games of a season, before suffering an ankle injury ending his season prematurely. The remainder of the season, three different quarterbacks in Nussmeier's group made at least one start for Dallas. Nussmeier coached the Dallas tight ends for two seasons (2018-19) before coaching the quarterbacks. He coached tight end Jason Witten — the Cowboys' all-time leading receiver — to record his 14th and 15th seasons with 60-plus catches. Nussmeier also coached young tight end Blake Jarwin to haul in 58 receptions, including six touchdowns, over those two seasons.

Nussmeier joined the Cowboys in 2018 after spending 13 of the previous 15 seasons coaching at the college level, including 10 as an offensive coordinator. In those 13 seasons, Nussmeier had eight different players ultimately get selected in either the first or second round of the NFL Draft.

Before the Cowboys, Nussmeier was the offensive coordinator/quarterbacks coach at the University of Florida for three seasons (2015-17) and at the University of Michigan for one year (2014). He also held the same title at the University of Alabama for two seasons (2012-13). In his first season in Tuscaloosa, Ala., Nussmeier guided quarterback AJ McCarron to set a then-program-record with 30 touchdown passes on the season, including four in the Crimson Tide's victory over Notre Dame in the 2013 BCS National Championship Game. He also coached McCarron to throw for 3,063 yards in 2013, which was the most in a season in school history at the time.

Nussmeier also was the offensive coordinator/quarterbacks coach at the University of Washington from 2009-11. In his final season with the Huskies, the offense recorded 57 touchdowns and 431 points scored, both good for the second-most in a single season in school history. Nussmeier's first offensive coordinator position came in 2008, directing the offense and coaching quarterbacks at Fresno State University.

In 2006, Nussmeier landed his first NFL coaching job with St. Louis, coaching quarterbacks for the Rams for two seasons (2006-07). He helped quarterback Mark Bulger earn his second Pro Bowl selection after passing for a career-best 4,301 yard with 24 passing touchdowns. Prior to his time in St. Louis, Nussmeier coached the quarterbacks at Michigan State University for three seasons (2003-05), capping his tenure by helping quarterback Drew Stanton throw for a then-school-record 3,415 passing yards in 2005.

Nussmeier first broke into coaching in the Canadian Football League, landing his first coaching job in 2001 as the quarterbacks coach of his former team, the BC Lions. After one season on the Lions' staff, he went on to spend the 2002 season as the quarterbacks coach of the Ottawa Renegades.

After being selected in the fourth round (116th overall) of the 1994 NFL Draft by New Orleans, Nussmeier went on to spend four seasons with the Saints and one season with the Indianapolis Colts, before heading to the CFL in 2000 and helping lead the BC Lions to a Grey Cup Championship. Nussmeier appeared in five games, including two starts, over his NFL playing career, all with New Orleans, throwing for 455 yards and a touchdown on 46-of-82 passing (56.1 pct.).

Nussmeier finished his career at the University of Idaho as the program's all-time leading passer with 10,824 career passing yards over five years (1989-93). He won the Walter Payton Award in 1993, which was given annually to the top player in NCAA Division I-AA, after throwing for a program-record 33 touchdown passes and leading the Vandals to a national semifinal berth. Nussmeier was named Big Sky Conference Offensive Player of the Year in 1992 and inducted into the University of Idaho Athletic Hall of Fame in 2008.

A native of Portland, Ore., Nussmeier and his wife, Christi, have two sons, Garrett and Colton, and a daughter, Ashlynn. Garrett enters his third season as a quarterback at Louisiana State in 2023.

# JAY RODGERS

**DEFENSIVE RUN GAME  
COORDINATOR/DEFENSIVE LINE**  
15TH NFL SEASON  
3RD SEASON WITH CHARGERS



Jay Rodgers enters his second season as the defensive run game coordinator/defensive line coach for the Chargers in 2023. It marks his second year focusing on the Los Angeles defensive line, a position he's coached for 10 NFL seasons. He served as the defensive run game coordinator/outside linebackers coach for the Bolts in 2021. Rodgers is a former recipient of the John Teerlinck Award, which is annually given to the NFL's top defensive line coach.

In his first season coaching the Los Angeles defensive line, Rodgers tutored a line that recorded 11.5 of the team's 40 sacks, led by defensive linemen Morgan Fox (6.5) and Sebastian Joseph-Day (2.0). Joseph-Day ranked tied for second in the AFC with nine tackles for loss and was just the third interior defensive lineman in the last 15 years to post 50 tackles, eight tackles for loss and an interception in a single season. Rodgers' group was part of a unit that had the best third-and-short defense in the NFL, allowing conversions just 48.6 percent of the time on third-and-one or third-and-two situations.

Rodgers oversaw the outside linebacker group for the Bolts in 2021, coaching the group to post 19.5 of the team's 35 total sacks. A team-best 10.5 of those takedowns came from outside linebacker Joey Bosa, who was named to his fourth career Pro Bowl and third in as many seasons after recording 20 quarterback hits and leading the NFL with seven strip-sacks. Under Rodgers, outside linebacker Uchenna Nwosu set a career-high with five sacks and eight tackles for loss.

## RODGERS' CAREER CAPSULE

### PLAYING CAREER

Season/s	College/Pro Team	Position
1995-98	Indiana University	Quarterback
1999	Missouri State University	Quarterback

### COACHING BACKGROUND

<b>Ohio State University</b> Recruiting Assistant	2000
<b>Louisiana State University</b> Graduate Assistant	2001-02
<b>Dodge City (Kan.) Community College</b> Pass Game Coordinator/Quarterbacks/Wide Receivers	2003
<b>Missouri State University</b> Quarterbacks	2004
<b>Stephen F. Austin University</b> Quarterbacks	2005-06
<b>Iowa State University</b> Wide Receivers	2007-08
<b>Denver Broncos</b> Coaching Assistant Defensive Quality Control Defensive Line	2009 2010-11 2012-14
<b>Chicago Bears</b> Defensive Line	2015-20
<b>Los Angeles Chargers</b> Defensive Run Game Coord./Outside Linebackers Defensive Run Game Coord./Defensive Line	2021 2022-Present

Before coming to the City of Angels, Rodgers spent six seasons (2015-20) with the Chicago Bears, directing a defensive front that routinely was part of a top-ranked defensive unit. In 2018, Chicago boasted the NFL's top run defense (80.0) while holding opponents to a league-low 17.7 points per game. The unit was led by defensive lineman Akiem Hicks, who earned second-team All-Pro honors from *The Associated Press* and his first Pro Bowl nod. Under Rodgers' tutelage from 2016-20, Hicks recorded the seventh-most sacks by an interior defensive lineman in the NFL (27.5), despite missing most of the 2019 season.

Rodgers joined the Bears after a six-year tenure (2009-14) with the Denver Broncos. He was part of a staff that saw the team make four-straight postseason appearances from 2011-14, including an appearance in Super Bowl XLVIII following the 2013 season. Over his three years (2012-14) as the defensive line coach, Rodgers' unit helped the Broncos defense lead the NFL in rushing yards allowed per game (90.8). In 2012, defensive end Elvis Dumervil was named to his third career Pro Bowl as the defensive front helped the defense record a league-best 52 sacks. Rodgers began his time with Denver as a coaching assistant in 2009 and a defensive quality control coach from 2010-11.

A native of Austin, Texas, Rodgers is an alum of Westlake High School. As a college player, he logged 15 starts at quarterback at Indiana University from 1996-98, before transferring to Missouri State for the 1999 season. In his lone season as Missouri State's signal-caller, Rodgers was a team captain and was voted the team's most valuable player in a season where he set a number of the program's single-season passing records. Rodgers earned a bachelor's degree from Indiana before working as a recruiting assistant at Ohio State University in 2000.

Rodgers entered the coaching ranks as a graduate assistant at Louisiana State University from 2001-02. His spent his first season working with the offensive staff, as the 2001 Tigers won the Southeastern Conference and defeated Illinois in the Sugar Bowl. Rodgers then assisted the defensive staff for the 2002 season before moving to Dodge City (Kan.) Community College in 2003 as passing game coordinator while also serving as the quarterbacks and wide receivers coach. Following his season at Dodge City, Rodgers returned to Missouri State, spending the 2004 season as the quarterbacks coach. He then coached the position for two seasons (2005-06) at Stephen F. Austin and, in his final stop before the NFL, coached wide receivers from 2007-08 at Iowa State.

Rodgers and his wife, Melissa, have three children. Rodgers' brother, Jeff, is the assistant head coach/special teams coordinator of the Arizona Cardinals. The two coached together four seasons (2011-14) with the Denver Broncos and three seasons (2015-17) with the Chicago Bears.



# SHAUN SARRETT

## ASSISTANT OFFENSIVE LINE

12TH NFL SEASON

3RD SEASON WITH CHARGERS



Shaun Sarrett enters his third season as the assistant offensive line coach for the Chargers. The 11-year NFL coaching veteran came to Los Angeles after a nine-year tenure with the Pittsburgh Steelers.

Sarrett helped the Los Angeles offense rank third in passing offense (269.6 net passing yards per game) and No. 9 in total offense (359.3 total net yards per game) in the NFL. Under Sarrett's tutelage, tackle Trey Pipkins III emerged as a starting-caliber right tackle despite dealing with injuries throughout the season. Sarrett also instructed offensive lineman Salyer and tackle Foster Sarell to impress and put forth consistent performances in the first games of their NFL careers.

The line protected quarterback Justin Herbert to become the first player in history to top 4,000 passing yards in each of his first three seasons and join Hall of Famer Peyton Manning as the only players to throw 25-plus touchdowns in three consecutive seasons to begin a career. The unit blocked for a rushing attack that ran for 238 yards in the Week 5 win against Cleveland, the best single-game production for a Bolts offense since 2018. That rushing attack featured running back Austin Ekeler, who led the NFL for the second-straight season with 18 scrimmage touchdowns and set single-season career highs with 1,637 yards from scrimmage, 13 rushing touchdowns, 915 rushing yards and 107 receptions. His 107 catches led all running backs ranked tied for No. 5 in the NFL in 2022, and were tied for the second-most by a running back in a single season in NFL history.

In his first season with the Bolts, Sarrett helped tutor rookie tackle Rashawn Slater, the No. 13 overall selection in the 2021 NFL Draft, to earn second-team All-Pro honors from *The Associated Press* and be named a starter for the Pro Bowl at left tackle — the sixth rookie tackle in history to earn all-star recognition. Slater added All-AFC and All-Rookie accolades from the *Professional Football Writers of America*. Sarrett also assisted at a position that saw center Corey Linsley, prized free-agent acquisition from the Green Bay Packers, named an AP second-team All-Pro and be tabbed the starting center for the AFC in the Pro Bowl. Linsley and Slater were the first pair of Chargers offensive linemen to be named all-stars since 2008.

## SARRETT'S CAREER CAPSULE

### PLAYING CAREER

Season/s	College/Pro Team	Position
2000-03	Kent State University	Offensive Line

### COACHING BACKGROUND

<b>Streetsboro (Ohio) High School</b>	
Offensive Line/Defensive Line	2004

<b>Marshall University</b>	
Defensive Quality Control	2005
Offensive Graduate Assistant	2006-07

<b>Duke University</b>	
Offensive Quality Control/Offensive Assistant	2008-11

<b>Pittsburgh Steelers</b>	
Offensive Assistant	2012-17
Assistant Offensive Line	2018
Offensive Line	2019-20

<b>Los Angeles Chargers</b>	
Assistant Offensive Line	2021-Present

The offensive line protected Pro Bowl quarterback Justin Hebert to set single-season franchise records in passing yards (5,014), passing touchdowns (38) and completions (443). On the ground, running back Austin Ekeler totaled 12 rushing scores, the most by a Charger since Hall of Famer LaDainian Tomlinson in 2009. Los Angeles posted the second-most fourth-quarter points scored by any team in a single season in NFL history (181), while the team's 24 fourth-quarter touchdowns were the most in a season since at least 1991. The offense also set single-season team records for first downs (401) and passing touchdowns (38).

Prior to joining the Chargers, Sarrett served as the offensive line coach of the Pittsburgh Steelers for two seasons (2019-20), coaching three players to earn a total of seven Pro Bowl selections. Center Maurkice Pouncey and guard David DeCastro were both named to the Pro Bowl in each of their three seasons with Sarrett. Pouncey added second-team All-Pro honors from *The Associated Press* following the 2018 season.

Sarrett was Pittsburgh's assistant offensive line coach in 2018 after spending five years (2012-17) as an offensive assistant. In those six seasons, his contributions and responsibilities primarily involved helping coach the offensive line, video analysis of upcoming opponents and assisting in the execution of practice while also aiding the offensive coaching staff with game preparations. From 2012-17, the Steelers produced one of the NFL's most-productive offensive units. Pittsburgh led the AFC in total offense in both 2014 and 2015, ranking top-five in the NFL four out of Sarrett's nine cumulative seasons with Pittsburgh. In his nine years with the Steelers, the club secured five AFC North Division crowns.

A native of Beckley, W.Va., Sarrett played four years along the offensive line at Kent State from 2000-03, graduating in 2004 with a degree in health education. He earned the Dick Scesniak Award following his senior season, which is given annually to the player in the Kent State football program that shows perseverance and prevails in overcoming an adverse situation.

Sarrett entered the coaching profession in 2004 at Streetsboro (Ohio) High, working with both the offensive and defensive line. During his season with the Streetsboro football program, he also helped develop and guide the strength and conditioning efforts.

After his year at the prep level, Sarrett went to the collegiate ranks at Marshall University. He spent the 2005 season working as a defensive quality control coach before serving as an offensive graduate assistant the following two seasons (2006-07). Sarrett then went to Duke University as an offensive assistant/offensive quality control from 2008-11 before joining the Pittsburgh Steelers.

Sarrett and his wife, Amy, reside in Huntington Beach, Calif.

# PHIL SERCHIA

## OFFENSIVE ASSISTANT

1ST NFL SEASON

1ST SEASON WITH CHARGERS



Phil Serchia enters his first season with the Chargers in 2023 as an offensive assistant.

Serchia most recently served as the Offensive Coordinator/Offensive Line Coach at Hutchinson Community College in Hutchinson, Kan., directing a Blue Dragon offense that helped propel the team to a pair of NJCAA National Championship Games in three seasons, including a victory in 2021 to give the program its first national title. Over his three years at Hutchinson, Serchia coached six NJCAA All-Americans and had over 20 Division-I placements, including several at Power-5 programs.

Last season, Hutchinson led the NJCAA with a scoring average of 44.0 points per game, winning all 11 games en route to their second appearance in three seasons in the NJCAA National Championship Game. The Blue Dragons tied an all-time record with 10 NJCAA All-America selections, including wide receiver Malik Benson's second nod in as many seasons to become the first two-time first-team All-America selection in program history. Under Serchia's direct tutelage, offensive lineman J'onre Reed earned a second-team nomination and offensive lineman Dez'Mond Schuster received honorable mention recognition.

The Blue Dragons ranked second in the NJCAA with a rushing average of 273.6 yards per game in 2021, helping the team win its first NJCAA National Championship. Hutchinson ran the table with an 8-0 record, including a KJCCC crown, and the program's first NJCAA National Championship after a 29-27 win over No. 2 Snow College in Little Rock, Ark. Six members of the 2020-21 Blue Dragon offensive line — Kingsley Ugwu, Aric Harris, Joe Stone, Dennis Wilburn, Brandon Hall and Stevie Young — were named All-Jayhawk Conference performers. Ugwu and Harris were first-team NJCAA All-Americans and Wilburn was honorable mention NJCAA All-American.

## SERCHIA'S CAREER CAPSULE

### PLAYING CAREER

Season/s	College/Pro Team	Position
2004	University of Wyoming	Center/Guard
2005-06	Ventura College	Center/Guard
2007-08	Colorado State University	Center

### COACHING BACKGROUND

Colorado State University	
Offensive Academic Graduate Assistant	2009-10
Offensive Technical Assistant	2011
Offensive Graduate Assistant	2012

Adams State (Colo.) University	
Special Teams Coord./Running Backs/Tight Ends	2013-14

Texas A&M University-Kingsville	
Run Game Coordinator/Offensive Line	2015-19

Hutchinson (Kan.) Community College	
Offensive Coordinator/Offensive Line	2020-22

Los Angeles Chargers	
Offensive Assistant	2023

Prior to his time at Hutchinson, Serchia spent five seasons (2015-19) at Texas A&M-Kingsville as the program's offensive line coach and run game coordinator. In his first season with the Javelinas, Serchia coached Bo Villarreal to a second-team All-Lone Star Conference selection, as Don Hansen was selected to the All-Super Region Four third-team class. Serchia's coordination of the run game helped running back Greg Pitre develop into one of the top backs in Division II.

Serchia coached the running backs and tight ends along with serving as special teams coordinator at Adams State University in Alamosa, Colo., from 2013-14 following a two-year coaching tenure at his alma mater, Colorado State University.

A former center at Colorado State, Serchia capped his playing career by helping the Rams earn a victory over Fresno State in the 2008 New Mexico Bowl. Serchia graduated from Colorado State in 2009 with a bachelor's degree in health and exercise science, and also earned a master's degree in educational leadership from Colorado State in 2013.

Serchia and his wife, Alyssa, have three children — Makena Layne, Hallie Grace and Kaden Philip.



# GIFF SMITH

## OUTSIDE LINEBACKERS

13TH NFL SEASON

8TH SEASON WITH CHARGERS

Giff Smith enters his second season as the outside linebackers coach for the Chargers in 2023 after also spending six seasons coaching the club's defensive line. In his 12 seasons in the NFL, Smith has coached five players to earn a combined 10 Pro Bowl selections.

Smith most recently coached outside linebacker Khalil Mack to be named an AFC starter following his first season with the Bolts in 2022. Mack totaled eight sacks, 12 tackles for loss, 12 quarterback hits, two forced fumbles and two recoveries. Smith also works with outside linebacker Joey Bosa, who he tutored as the defensive line coach from 2016-20 when Bosa played defensive end for the Bolts. Bosa was named to three of his four Pro Bowls and consensus 2016 Defensive Player of the Year honors under Smith, also earning first-team All-Pro recognition from *Sporting News* in back-to-back seasons (2019-20).

In his Chargers debut, Mack posted three sacks, becoming the seventh player to have three or more sacks in a debut with a team since sacks became an official statistic in 1982. Veteran outside linebacker Kyle Van Noy added five sacks in 2022, finishing the year with a sack in each of the final five games of the regular season, good for the longest active streak in the NFL. Smith coached the defensive line in 2021, helping the unit transition to a 3-4 base front.

Over his first five seasons (2016-20) with the Bolts, Smith coached Bosa and defensive end Melvin Ingram III each to three Pro Bowls. Bosa set an NFL record early in his career with 19.0 sacks in his first 20 career games. Smith was part of a defensive staff that coached the unit to finish ranked inside the top-10 in total defense in three-straight seasons (2018-20). In 2020, the defense finished the year ranked No. 10 in the NFL in total defense and ninth in passing defense. Smith coached four defensive linemen to record multiple sacks on the year, while Bosa ranked second in the conference with 15 tackles for loss to earn his third Pro Bowl nod.

## SMITH'S CAREER CAPSULE

### PLAYING CAREER

Season/s	College/Pro Team	Position
1987-90	Georgia Southern University	Defensive End

### COACHING BACKGROUND

<b>University of Arkansas</b>	
Graduate Assistant	1991-93
<b>University of Georgia</b>	
Graduate Assistant	1994-95
<b>Georgia Southern University</b>	
Wide Receivers	1996
Secondary	1997-98
<b>Tulane University</b>	
Defensive Line	1999
Defensive Line/Recruiting Coordinator	2000
Assoc. Head Coach/Defensive Line/Recruiting Coordinator	2001-03
<b>Georgia Tech</b>	
Defensive Line	2004-05
Defensive Line/Recruiting Coordinator	2006-09
<b>Buffalo Bills</b>	
Defensive Line	2010-12
<b>Tennessee Titans</b>	
Defensive Line	2014-15
<b>Los Angeles Chargers</b>	
Defensive Line	2016-21
Outside Linebackers	2022-Present

A year earlier, Smith's unit was part of the sixth-ranked total defense in the NFL and the league's No. 5 pass defense. It marked the fourth time in 20 years the Bolts had a top-five passing defense. That 2019 season, Bosa posted the third double-digit sack campaign of his career (11.5 sacks) to earn all-star accolades for the second time in his career and was recognized with All-Pro honors from *Sporting News* and All-AFC from the *Professional Football Writers of America*. Ingram was selected to his third Pro Bowl in a row after posting his fifth-straight season with at least seven sacks.

Smith coached the defensive line unit in 2018 to post 27.5 of the team's 38 sacks, as eight defensive linemen recorded a sack, including five with multiple takedowns. The defense finished the year ranked No. 9 in total defense, rushing defense and passing defense — the first top-10 total defense for the Bolts since 2014 and the highest-ranked rushing defense for the team since 2012. Ingram was named to his second Pro Bowl in as many seasons after posting seven sacks and his first career interception. In the Week 5 win over Oakland, he became just the second player in NFL history to have a sack, an interception and rushing attempt in the same game, joining Jets linebacker Mo Lewis (2000). Smith's unit impacted the team's AFC Wild Card win at Baltimore, as Ingram had a pair of sacks in the game and caused a turnover by forcing a fumble in the first quarter that led to the game's first points. Rookie defensive end Uchenna Nwosu added an 18-yard strip-sack in the game's waning seconds to seal the victory.

The duo of Bosa and Ingram became one of the fiercest tandems in the NFL, combing for 23.0 sacks in 2017 and leading the league in pressures en route to their first Pro Bowl selections. Bosa set a career-high with 12.5 sacks to rank seventh in the league, while Ingram equaled a career-best with 10.5 sacks. The defense ranked fifth in the NFL with 43 sacks on the season, with the line recording 36 of those takedowns. The line helped disrupt opposing quarterbacks for the defense to lead the NFL in red zone defense and rank third in passing defense.

In Smith's first season with the club, the defensive line contributed to the NFL's 10th-ranked rush defense. The Chargers held nine of their 16 opponents to less than 100 yards on the ground and recorded the NFL's second-highest percentage of tackles for loss. Bosa captured NFL Defensive Rookie of the Year honors after leading NFL rookies with a team-high 10.5 sacks. Despite playing in just 12 games, Bosa also led the Chargers in tackles for loss and quarterback pressures. As a unit, the defensive line accounted for nearly half (16) of the team's 35 sacks on the season.

A native of Mableton, Ga., Smith was a three-time All-America defensive end at Georgia Southern. He was a team captain as a senior and a part of three NCAA I-AA national title teams (1986, '89-90) for the Eagles.

Smith launched his coaching career as a graduate assistant at Arkansas (1991-93) and Georgia (1994-95). He then spent three seasons (1996-98) coaching wide receivers and the secondary at Georgia Southern before taking over as the defensive line coach at Tulane from 1999-2003.

After Tulane, he served as the defensive line coach at Georgia Tech for six seasons (2004-09), adding recruiting coordinator duties in 2006. The Yellow Jackets led the nation in sacks (47) in 2007 and also ranked No. 2 in tackles for loss. One of Smith's best players at Georgia Tech was defensive tackle Joe Anoa'i, who earned a first-team All-Atlantic Coast Conference selection following the 2006 season. Anoa'i played five games for the CFL's Edmonton Eskimos in 2008 and wrestles in World Wrestling Entertainment's (WWE) as Roman Reigns, winning three WWE World Heavyweight Championships and a pair of WWE Universal Championships. Three additional linemen who played for Smith at Georgia Tech went on to play in the NFL — Michael Johnson, Vance Walker and Derrick Morgan.

Smith moved to the NFL in 2010, taking over as the defensive line coach for the Buffalo Bills. He spent three seasons in Buffalo (2010-12), during which time defensive tackle Kyle Williams was selected to the first two Pro Bowls of his career and defensive end Mario Williams had a 10.5-sack season.

Prior to joining the Chargers, Smith spent two years (2014-15) coaching the defensive line in Tennessee. In 2014, Smith helped the Titans implement a 3-4 scheme, and defensive tackle Jurrell Casey posted a career-high 13 tackles for loss. In 2015, the Titans racked up 39 sacks, tied for 12th in the league. The defensive line accounted for 13.5 of those sacks, including a team-high-tying seven by Casey, who was selected to his first-career Pro Bowl following the season.

Smith and his wife, Jennifer, have two children, Ava and Sam. In 2000, Smith was inducted into the Georgia Southern Athletic Hall of Fame.



# JOHN TIMU

## ASSISTANT DEFENSIVE LINE

6TH NFL SEASON

3RD SEASON WITH CHARGERS

John Timu enters his third season with the Chargers in 2023 and his first as the assistant defensive line coach after serving as a defensive assistant in 2022 and as the Alex G. Spanos Coaching Fellow in 2021.

Timu continued to assist the defensive line in his second season with the Bolts, helping Run Game Coordinator/Defensive Line Coach Jay Rodgers tutor a line that recorded 11.5 of the team's 40 sacks, led by defensive linemen Morgan Fox (6.5) and Sebastian Joseph-Day (2.0). Joseph-Day ranked tied for second in the AFC with nine tackles for loss and was just the third interior defensive lineman in the last 15 years to post 50 tackles, eight tackles for loss and an interception in a single season. The group was part of a defensive unit that had the best third-and-short defense in the NFL, allowing conversions on a league-low 48.6 percent of the time on third-and-one or third-and-two situations.

In his first year with the Bolts, Timu aided the coaching staff in the defense's transition to a 3-4 base front scheme, primarily contributing to the organization and day-to-day operation of the defensive coaching staff, specifically the defensive line and linebackers. As a unit, the Chargers' defense ranked third in the NFL with a conference-best 19 forced fumbles.

Timu joined the Bolts after spending two seasons (2019-20) as a graduate assistant at his alma mater, the University of Washington. In a condensed 2020 season, Washington finished the season as Pacific-12 Conference North Division Champions. In his first season returning to the Pacific Northwest, Washington finished with an 8-5 record, capping the campaign by beating Boise State in the Las Vegas Bowl.

## TIMU'S CAREER CAPSULE

### PLAYING CAREER

Season/s	College/Pro Team	Position
2011-14	University of Washington	Linebacker
2015-17	Chicago Bears	Linebacker
2018	Salt Lake Stallions (AAF)	Linebacker

### COACHING BACKGROUND

University of Washington	
Graduate Assistant	2019-20
Los Angeles Chargers	
Alex G. Spanos Coaching Fellow	2021
Defensive Assistant	2022
Assistant Defensive Line	2023

Before joining the coaching ranks, Timu played three NFL seasons (2015-17) for the Chicago Bears, appearing in 29 career games and making nine starts at linebacker. In a 2015 win at Tampa Bay, he had six tackles and recovered two fumbles, becoming the first Bears defender to record multiple fumble recoveries in a single game since 2012. After being waived during final roster cuts prior to the 2018 season, Timu signed with the Salt Lake Stallions of the Alliance of American Football in early 2019.

Timu was a three-year starting linebacker at Washington, earning honorable mention All-Pac-12 recognition following his senior season in 2014. That year, he led the Huskies with 108 total tackles, while adding 10 passes defended and two interceptions, including one he returned 63 yards for a touchdown.

A native of nearby Long Beach, Calif., Timu and his wife, Amanda, have three sons — Asaiah, Jireh and Jaxxon.



# PAT WHITE

## OFFENSIVE ASSISTANT

4TH NFL SEASON

2ND SEASON WITH CHARGERS



Pat White enters his second season as an offensive assistant for the Chargers in 2023. The former West Virginia and NFL quarterback spent the 2021 training camp with the team as part of the Bill Walsh Diversity Coaching Fellowship.

White worked with the wide receivers in his first season, assisting Wide Receivers Coach Chris Beatty as the offense ranked third in the NFL in passing offense (269.6 net passing yards per game) and No. 9 in total offense (359.3 total net yards per game). The Bolts set a single-season NFL record by featuring six players, including four receivers — Keenan Allen, DeAndre Carter, Joshua Palmer and Mike Williams — with at least 500 receiving yards and three touchdown grabs.

Before coming to the Chargers, White spent time in the college coaching ranks Campbell University, as the program's pass game coordinator/quarterbacks coach for Spring 2022. He has also spent time at Alcorn State (2018-19), South Florida (2020) and Alabama State (2021). In White's time at Alcorn State, he helped the Braves record an 18-8 record and coached two different quarterbacks to earn Southwestern Athletic Conference Offensive Player of the Year recognition.

White was one of the most explosive players in college football over his career with the West Virginia, earning Big East Offensive Player of the Year honors in back-to-back seasons (2006-07). As a starter, he led the Mountaineers to a 35-8 record and became the first quarterback to start and win four bowl games. White threw for 6,051 yards and 56 touchdowns in his career and added 4,480 yards and 47 scores on the ground, setting a then-NCAA record for rushing yards by a quarterback. The three-time first-team All-Big East winner (2006-08) was inducted into the West Virginia University Sports Hall of Fame in 2018.

## WHITE'S CAREER CAPSULE

### PLAYING CAREER

Season/s	College/Pro Team	Position
2004-08	West Virginia University	Quarterback
2009	Miami Dolphins	Quarterback
2013	Washington Redskins	Quarterback
2014	Edmonton Eskimos (CFL)	Quarterback

### COACHING BACKGROUND

<b>Alcorn State University</b>	
Quarterbacks	.....2018-19
<b>University of South Florida</b>	
Running Backs	.....2020
<b>Alabama State University</b>	
Quarterbacks	.....2021
<b>Los Angeles Chargers</b>	
Offensive Assistant	.....2022-Present

Following his record-setting career at West Virginia, White was selected by the Miami Dolphins in the second round of the 2009 NFL Draft. He played in 13 games as a rookie and spent part of the 2013 season with Washington. In 2014, White played for the Edmonton Eskimos of the Canadian Football League.

White, a native of Daphne, Ala., won a 6A state championship at Daphne High in football and a state title in baseball. As a baseball prospect coming out of high school, White was a fourth-round selection of the Anaheim Angels in 2004. He was later picked again by the Angels in 2007, the Cincinnati Reds in 2008 and New York Yankees in 2009.

White and his wife, Cristina, were married in June 2020 and have two daughters, Daphne and Clara, and a son, Pat II.



# CHANDLER WHITMER

## OFFENSIVE QUALITY CONTROL

3RD NFL SEASON

3RD SEASON WITH CHARGERS

Chandler Whitmer enters his third season as an offensive quality control coach for the Chargers in 2023. He primarily assists the quarterbacks in addition to weekly preparation and day-to-day operations for the offensive coaching staff. Whitmer helped coach the Los Angeles offense rank No. 3 in passing offense (276.0 net passing yards per game) and fifth in total offense (374.8 total net yards per game) in the NFL over the last two seasons.

Whitmer was part of a staff that coached the offense to rank third in passing offense (269.6) and No. 9 in total offense (359.3) in the NFL in 2022. He helped quarterback Justin Herbert continue to set records, as no player has more completions (1,316), passing yards (14,089) or total touchdowns (102) over the first three seasons of a career. Herbert is also the only quarterback in NFL history to begin a career with three consecutive seasons of 4,000-plus passing yards and the second player ever to throw 25 touchdowns in each of their first three years, joining Hall of Fame quarterback Peyton Manning.

In his first year with the Bolts, Whitmer's contributions helped Herbert earn his first career Pro Bowl nod after setting the single-season franchise records in passing yards (5,014), passing touchdowns (38) and completions (443). The Chargers ranked first in the AFC in passing offense (282.4) in 2021, placing fourth in the NFL in total offense (390.2). The offensive unit's efficiency late in games was prominent, as the Bolts posted the second-most fourth-quarter points scored by any team in a single season in NFL history (181). The offensive unit single-season team records for first downs (401) and passing touchdowns (38) in 2021.

## WHITMER'S CAREER CAPSULE

### PLAYING CAREER

Season/s	College/Pro Team	Position
2010	U. of Illinois at Urbana-Champaign	Quarterback
2011	Butler (Kan.) Community College	Quarterback
2012-14	University of Connecticut	Quarterback

### COACHING BACKGROUND

<b>Yale University</b>	Offensive Quality Control	2018
<b>Ohio State University</b>	Offensive Graduate Assistant	2019
<b>Clemson University</b>	Offensive Graduate Assistant	2020
<b>Los Angeles Chargers</b>	Offensive Quality Control	2021-Present

Herbert became the third-youngest player in NFL history to eclipse 5,000 passing yards in a single season, adding an additional 302 rushing yards — the most by any 5,000-yard passer in league annals. Herbert's 38 passing scores took his career total to 69, setting the record for most by a QB through their first two pro seasons. Along with eight scores on the ground, Herbert's 77 combined career rushing and passing touchdowns are the most total touchdowns by any player in NFL history through their first two seasons.

Prior to joining the Chargers, Whitmer served as an offensive graduate assistant at Clemson University, aiding the offensive coaching staff and working with the quarterback and wide receiver groups. He worked closely with Jaguars quarterback Trevor Lawrence, the runner-up for the 2020 Heisman Trophy, as Clemson defeated No. 2 Notre Dame in the Atlantic Coast Conference Championship Game and appeared in the College Football Playoff for the sixth-straight season.

Whitmer contributed to offensive coaching staff at Ohio State University one season earlier in a graduate assistant role. In his lone season with the Buckeyes (2019), first-year signal-caller Justin Fields led the Buckeyes to a 12-0 regular record, defeating eighth-ranked Wisconsin in the Big Ten Championship Game. The Buckeyes' berth in the College Football Playoff was the program's first appearance in the CFP since the 2016 season. The Atlanta, Ga., native aided Ohio State's offensive coaching staff after serving one season as an offensive quality control coach at Yale University.

As a player, Whitmer logged 24 starts under center for the University of Connecticut from 2012-14, later earning a rookie minicamp invite from the Philadelphia Eagles. He culminated his Huskies career ranked fourth in program history in career completions (403) and passing yards (5,082), while ranking sixth all-time in UConn annals with 25 passing scores. Whitmer started his collegiate career at the University of Illinois at Urbana-Champaign in 2010, before transferring and playing the 2011 season at Butler (Kan.) Community College. In his lone season at Butler, Whitmer was named NJCAA All-America honorable mention after leading Butler to a top-five national ranking.



# ANTHONY LOMANDO

**DIRECTOR OF SPORTS PERFORMANCE**

15TH NFL SEASON

3RD SEASON WITH CHARGERS

Anthony Lomando, who oversees all player strength, conditioning and physiological development aspects for the Chargers, enters his third season as Director of Sports Performance of the Los Angeles Chargers in 2023.

In his first two seasons with the Bolts, Lomando spearheaded the organization's efforts toward optimizing player performance, development and recovery. With the support of the sports performance staff, the Chargers posted a winning record in each year and, in 2022, made their first playoff appearance since the 2018 season.

Lomando joined the Chargers after nine seasons as an assistant strength and conditioning coach with the Denver Broncos. With his assistance on the strength and conditioning staff, Denver secured the franchise's third World Championship following the 2015 season, defeating the Carolina Panthers in Super Bowl 50. Lomando helped the Broncos appear in two Super Bowls over a three-year span (XLVIII and 50).

He broke into the NFL by spending three seasons contributing to the strength staff of the Jacksonville Jaguars. Originally joining the club as an intern in 2009, Lomando was promoted to a full-time capacity in 2010, working as a strength staff assistant over the next two seasons.

Before moving to the NFL ranks, Lomando trained athletes professionally at EXOS, formerly known as Athletes' Performance, in Tempe, Ariz., after training Qatar's National and Olympic Soccer teams from 2007-08, preparing the players for World Cup qualifiers and Olympic qualifying matches.

## LOMANDO'S CAREER CAPSULE

### COACHING BACKGROUND

#### Jacksonville Jaguars

Strength and Conditioning Intern ..... 2009  
Strength Staff Assistant ..... 2010-11

#### Denver Broncos

Assistant Strength and Conditioning ..... 2012-20

#### Los Angeles Chargers

Director of Sports Performance ..... 2021-Present

The San Ramon, Calif., native directed a performance training business for three years (2004-06) while as a student at California Polytechnic State University. Lomando later earned a master's degree in rehabilitation sciences from California University of Pennsylvania in 2008.

Lomando holds an array of certifications in the sports performance field. He is a Registered Strength and Conditioning Coach with Distinction (RSCC<sup>®</sup>D) through the National Strength and Conditioning Association (NSCA), which is only applicable to Certified Strength and Conditioning Specialists (CSCS) with 10 or more years of experience in the field. He also holds a Corrective Exercise Specialist accreditation from the National Academy of Sports Medicine (NASM-CES) and a Level 2 Fascial Stretch Therapy (FST) certification.

# JONATHAN BROOKS

## HEAD STRENGTH & CONDITIONING

7TH NFL SEASON

7TH SEASON WITH CHARGERS



After serving four seasons as an assistant strength coach for the Chargers, Jonathan Brooks enters his third season as the team's head strength & conditioning coach in 2023.

Brooks' support to the sports performance staff contributed toward the organization's efforts of optimizing player advancement, development and recovery. With the support of the sports performance staff, the Chargers posted a winning record in each year and, in 2022, made their first playoff appearance since the 2018 season.

Prior to joining the Chargers, Brooks was previously a Performance Manager at EXOS in Frisco, Texas. EXOS is a training organization that specializes in sports performance for professional and amateur athletes. During his leadership role, he led a performance team that consisted of strength coaches, physical therapists, dieticians and consultants.

Working alongside the physical therapists, Brooks prepared injured athletes to return to competition through unique and tailored training regimens. He tested and administered body compositions, movement screens, strength/power index and sport relevant testing.

## BROOKS' CAREER CAPSULE

### PLAYING CAREER

Season/s	College/Pro Team	Position
2004-08	University of New Mexico	Wide Receiver

### COACHING BACKGROUND

Team	Role	Year
Los Angeles Chargers	Assistant Strength	2017-20
	Head Strength & Conditioning	2021-Present

A former wide receiver at the University of New Mexico, Brooks lettered each year of his Lobos career. He earned his bachelor's degree in Exercise Science from UNM, graduating in 2009.

Brooks is an NSCA — Certified Strength & Conditioning Specialist — CSCS, and also earned the following certifications throughout his professional career: FMS, XPS, ALTIS, PRI, FRC.

He and his wife, Kylie, have two sons named Braxton and Landon.



# LUCIUS JORDAN

**ASSISTANT STRENGTH & CONDITIONING**  
3RD NFL SEASON  
3RD SEASON WITH CHARGERS

Lucius Jordan enters his third NFL season as an assistant strength coach for the Chargers after spending 12 seasons at the collegiate level, including in three of the Power 5 conferences — Southeastern, Pacific-12 and Big Ten.

In his first two seasons with the Bolts, Jordan's support to the sports performance staff contributed toward the organization's efforts of optimizing player advancement, development and recovery. With the support of the sports performance staff, the Chargers posted a winning record in each year and, in 2022, made their first playoff appearance since the 2018 season.

Jordan was the assistant director of sports performance at Northwestern University for four years (2017-20), where he helped train five eventual NFL draft selections, including a pair of first rounders in the 2021 NFL Draft (Chargers tackle Rashawn Slater and Browns cornerback Greg Newsome II).

At Colorado, Jordan was part of a staff to break in a new state-of-the-art facility for the university's 15 sports in his second season. He helped train and condition a men's basketball team that made an NCAA tournament appearance at the culmination of the 2015-16 season.

## JORDAN'S CAREER CAPSULE

### PLAYING CAREER

Season/s	College/Pro Team	Position
2004	East Carolina University	Safety

### COACHING BACKGROUND

<b>University of Georgia</b>		
Graduate Assistant Strength		2009-10
<b>Coastal Carolina University</b>		
Assistant Strength		2011-13
<b>University of Colorado</b>		
Assistant Director of Sports Performance		2014-16
<b>Northwestern University</b>		
Assistant Director of Sports Performance		2017-20
<b>Los Angeles Chargers</b>		
Assistant Strength & Conditioning		2021-Present

A former safety at East Carolina University, Jordan walked on for the Pirates and played the 2004 season with the team. He earned his bachelor's degree in Exercise Science in 2009 from East Carolina before moving onto Georgia for graduate school.

Jordan is an NSCA — Certified Strength & Conditioning Specialist — CSCS, a licensed massage therapist and also earned the following certifications throughout his professional career: FMS, FRC, RPR.



# PLAYER PERSONNEL

COMMUNITY

PLAYER PERSONNEL

VETERANS

DRAFT PICKS & FREE AGENTS

2022 IN REVIEW

RECORDS & HISTORY

GENERAL INFORMATION



## JOJO WOODEN

**DIRECTOR OF  
PLAYER PERSONNEL**  
27th NFL SEASON  
11th SEASON WITH CHARGERS

Wooden joined the Chargers in 2013 and oversees the team's pro and college scouting departments.

Prior to Los Angeles, he spent 16 seasons with the New York Jets (1997-12), including the last six as their assistant director, player personnel. He originally joined the Jets in 1997 and served as a pro personnel assistant (1997-98), pro scout (1999-00), senior pro scout/AFC (2001-02), assistant director of pro scouting (2003) and director of pro scouting (2004-06).

A native of Hartford, Conn., Wooden started two seasons at outside linebacker at Syracuse. The Orangemen went to five bowl games during his time with the team and posted back-to-back 10-2 seasons during his junior and senior years, finishing both ranked nationally in the Top-10. After graduating with a degree in sociology, he went to training camp with the Arizona Cardinals in 1993.

Wooden and wife, Sarah, have two daughters. His older brother, Terry, played nine seasons in the NFL as a linebacker, including one each with Oakland and Kansas City, and seven with Seattle. He currently works as a college scout for the New Orleans Saints.



## LOUIS CLARK

**SENIOR DIRECTOR OF  
PRO PERSONNEL**  
27th NFL SEASON  
8th SEASON WITH CHARGERS

In May 2016, the Chargers hired Louis Clark as senior director of pro personnel. He most recently held the same position for the Philadelphia Eagles.

Clark originally joined the Eagles in 2013 as a pro scout after previously holding the position of director of pro personnel with the Jacksonville Jaguars. He spent 16 seasons in the Jaguars' player personnel department as a college scout, assistant director of pro personnel and director of pro personnel.

Prior to beginning his scouting career, Clark served as the running backs and special teams coach of the Amsterdam Admirals of NFL Europe in 1996. He also coached with the St. Louis Rams in 1996, assisting the wide receivers during training camp.

A native of Tupelo, Miss., Clark graduated from Mississippi State with a degree in educational psychology. He played wide receiver in Starkville, Miss., from 1983-86 and was selected by the Seattle Seahawks in the 10th round of the 1987 NFL Draft. Clark played seven seasons in the NFL, including six with the Seahawks and one with the Green Bay Packers, before retiring after the 1993 season.

Clark's brother, Dave, was a first-round selection of the Cleveland Indians in 1983 and enjoyed a 13-year playing career in Major League Baseball before coaching another 14 seasons.



## DENNIS ABRAHAM

**DIRECTOR OF  
PRO SCOUTING**  
29th NFL SEASON  
24th SEASON WITH CHARGERS

Dennis Abraham coordinates the procurement of players during free agency, while also scouting and evaluating players in the NFL, Canadian Football League, USFL and XFL. During the season, in addition to his role in player personnel, Abraham handles advance scouting of upcoming opponents.

Abraham spent five years in the personnel department for the Buffalo Bills, helping prepare the defensive game analysis for the coaches. He also served as the Bills' training camp coordinator from 1998-2000.

A native of Akron, N.Y., Abraham attended Akron Central High School, competing in football, basketball and baseball. He then played center and tackle at Baldwin-Wallace College in Berea, Ohio, graduating in 1993 with a degree in sports management. In 2012, Abraham was inducted onto the Wall of Fame at Akron Central.

Abraham and his wife, Amy, have two sons, D.J. and Dustyn.



## KEVIN KELLY

**SENIOR DIRECTOR OF  
COLLEGE SCOUTING**  
23rd NFL SEASON  
11th SEASON WITH CHARGERS

Kelly enters his second season as the senior director of college scouting for the Chargers after spending his first nine seasons with the team as the director of college scouting.

Kelly joined the Chargers in 2013 from the New York Jets, where he spent the 2012 season as a personnel scout. He spent three seasons (2009-11) as an area scout with the Indianapolis Colts and eight seasons as an area scout with the Cleveland Browns (2001-08).

Kelly began his collegiate career as a linebacker at the University of Miami in 1983 when the Hurricanes won the national championship. In 1984, he transferred to Indiana where he played until 1987, captaining the Hoosiers' 1987 Peach Bowl team. Kelly earned a bachelor's degree in economics and a master's in sports marketing and management.

After graduating, Kelly spent 12 seasons coaching before becoming a scout. He started as a defensive graduate assistant at Indiana (1989-92) before coaching the defensive line at Lake Forest College in 1993, linebackers at John Carroll University in 1994, defensive coordinator at Case Western University in 1995 and head coach at St. Viator High (Arlington Heights, Ill.) from 1996-2000.

Kelly and his wife, Allison, have two sons, Ryan and Payton, and a daughter, Abigail.



## TYLER LYON

**ASSISTANT DIRECTOR OF  
PRO SCOUTING**  
10th NFL SEASON  
10th SEASON WITH CHARGERS

Tyler Lyon joined the Chargers as a training camp intern in the summer of 2014 and has worked his way into the scouting department. Lyon began his first season as an area scout in 2018 and will serve his first season as the assistant director of pro scouting in 2023.

After his training camp internship, Lyon was hired as a full-time intern in 2015 and served as the team's College Scouting Coordinator from 2016-17.

Lyon graduated with a law degree in 2014 from the University of San Diego Law School and holds a bachelor's degree from the University of Arizona in economics and philosophy.

A native of Valencia, Calif., Lyon played quarterback at Hart High School and earned a scholarship from Arizona. He also played baseball during his prep career.

Lyon is the son of Gabi and Chuck Lyon. His father, Chuck, is the Athletic Director at College of the Canyons in Valencia, Calif., where he was also the head football coach from 1998-2006. Lyon has one sister named Tiffany and is married to Brittany Lyon.



## KATIE SYLVAN

**DIRECTOR OF FOOTBALL  
ADMINISTRATION**  
11th NFL SEASON  
2nd SEASON WITH CHARGERS

Katie Sylvan enters her second season with the Chargers after joining the club as the director of football administration in March 2022. She comes to Los Angeles after a nine-year tenure working on behalf of the National Football League with the NFL Management Council, which represents the NFL and its clubs in negotiations with the NFL Players Association. During her time with the Management Council, she served as an expert in matters pertaining to the salary cap and NFL player contracts, and she also served as an instrumental part of the team that negotiated and executed the 2020 Collective Bargaining Agreement.

Sylvan got her start in the NFL in 2013 through the league office's junior rotational program, where she worked in labor finance and broadcasting. Following the two-year program, Sylvan started in the NFL Management Council, where she most recently served as director of labor operations (2021-22), and previously served as senior manager of labor operations (2019-21), manager of labor operations (2016-19), and coordinator of labor operations (2015-16).

Sylvan graduated from Harvard University in 2013 with a Bachelor of Arts degree in East Asian Studies. While at Harvard, she played on the varsity women's golf team, during which time she was named Ivy League Rookie of the Year and first-team All-Ivy League. She earned a Juris Doctor from Fordham Law School in 2022 while working for the league office and is licensed to practice law in California.



**JUSTIN SHERIDAN**  
**NATIONAL CROSSCHECKER**  
 18th NFL SEASON  
 10th SEASON WITH CHARGERS

Sheridan joined the Chargers in 2014 after spending eight seasons in Tampa Bay as both a college and pro scout. He joined the Buccaneers' staff in 2006 as a pro personnel assistant before being promoted to pro scout in 2008.

Prior to Tampa Bay, Sheridan spent March 2004-June 2006 as director of football operations at Northwestern University, where he was

responsible for the day-to-day operations of the football program. Sheridan was originally hired at Northwestern as a recruiting assistant in July 2001 and was promoted to assistant director of football operations in February 2003.

Sheridan spent time as the assistant director of football operations at University of Pennsylvania and as an assistant coach at Western Maryland College (now McDaniel College).

A native of Ebensburg, Pa., Sheridan graduated from Western Maryland with a degree in business administration and a minor in accounting. At WMC, he lettered four years in football and played on two conference championship teams.

Sheridan and wife, Kristen, have two sons — Payton and Brooks — and a daughter, Tatum.



**JAMES MACPHERSON**  
**NATIONAL CROSSCHECKER**  
 11th NFL SEASON  
 10th SEASON WITH CHARGERS

James MacPherson joined the Chargers front office in 2014. He played quarterback at Wake Forest University from 1998-2002 under Jim Caldwell and Jim Grobe before going to training camp with the Indianapolis Colts in 2003, learning from Tony Dungy behind Peyton Manning. While playing for the Demon Deacons, MacPherson was named the 2002 Seattle Bowl MVP. He played in the Arena Football League 2 with the Green Bay Blizzard in 2006, and in the Arena Football League with the Georgia Force in 2007 and the Grand Rapids Rampage in 2008 — playing for Bob Landsee, Doug Plank and Steve Thonn along the way.

MacPherson jumped into coaching full-time in 2009 as the quarterbacks coach at Pima Community College in Tucson, Ariz., on the staff of Pat Nugent. From 2010-12 he worked in the United Football League, splitting time between the Florida Tuskers and the Sacramento Mountain Lions — coaching with Jay Gruden, Dennis Green and Turk Schonert — before returning to Pima in 2013.

MacPherson graduated from Wake Forest with a degree in business. As a senior in 2002, he was selected to the ACC's All-Academic Team, as well as the American Football Coaches of America's Good Works Team. He is the president and founder of Santa's Helpers, Inc., a nonprofit that provides toys and clothes to low-income youth in Southern Arizona.



**DONOVAN BEIDELSCHIES**  
**AREA SCOUT**  
 19th NFL SEASON  
 11th SEASON WITH CHARGERS

Beidelschies joined the Chargers from Cleveland in 2013 and works as the team's collegiate scouts for the Southeast area.

He spent eight seasons in Cleveland, including 2010-12 as a college area scout. He spent two seasons as a team operations coordinator (2005-06), two as a player personnel assistant-college scout (2007-08) and one as a scout (2009).

Before he joined the Browns, Beidelschies was an assistant football coach, special teams coordinator and travel coordinator at Thiel College in Greenville, Pa., from 2001-04. In 2000, he was an assistant coach at Allegheny (Pa.) College.

Beidelschies played football at Heidelberg College, graduating in 2000 with a degree in history and secondary education. He earned a master's degree in higher education administration from Youngstown State University in 2004.



## ETHAN BRODSKY

**AREA SCOUT**  
5th NFL SEASON  
5th SEASON WITH CHARGERS

Brodsky enters his fifth season with the Chargers and his second as a college scout responsible for the Northeast area.

He joined the team as a training camp intern in 2018 and returned in a full-time capacity in 2019 for three seasons as a scouting assistant.

Brodsky graduated from South Carolina with a degree in sports management in the fall of 2017. He worked for the football program through five seasons (2013-17) as an equipment manager and recruiting assistant.



## CHRIS HOBBS

**AREA SCOUT**  
19th NFL SEASON  
19th SEASON WITH CHARGERS

Chris Hobbs enters his 19th season with the Chargers and his eighth season scouting the West.

From 2013-15, Hobbs was the team's combine area scout, representing the Chargers at the National Scouting Combine.

A former executive assistant-player personnel, he scouted NFL practice squad players, NFL special teams, prospects from the AFL and CFL. Hobbs helped coordinate free agent and top-30 pickups as well as setting up the War Room for the NFL Draft. He also entered pro day information into the team's system for APT, assisted the video department during games taking still photos, and he is a group leader at the NFL combine for defensive linemen.

Hobbs spent his first two years with the Chargers full time in the business department and spent 2002-03 interning for football operations under Ed McGuire during the season and interned for equipment during training camps.

Born in Hollywood, Calif., he attended North Hollywood High and graduated from University of the Pacific with a degree in sports management and a minor in business.

Hobbs married the former Angeline Geronimo in June 2015, and the couple has a son, Theodore Lucas.



## MIKE JASINSKI

**AREA SCOUT**  
6th NFL SEASON  
6th SEASON WITH CHARGERS

Mike Jasinski begins his sixth season with the Chargers and his second as an area scout covering the Plains. He was the team's combine area scout from 2018-19 and scouted the Northeast for the next two years (2020-21) after spending the previous six seasons at the collegiate level.

After three seasons as the director of scouting at Northwestern University, Jasinski most recently held the title of director of football recruiting at Purdue University. Jasinski got his first experience at the NFL level when he was a summer intern with the Chicago Bears scouting department while at Northwestern.

Before getting into personnel, Jasinski spent time on the sidelines coaching. He began his coaching career as an assistant coach at Saint Patrick High School before taking the wide receiver coaching position at Illinois Wesleyan University. He also coached the running backs, wide receivers and tight ends at Elmhurst College before heading to Northwestern.

Jasinski played wide receiver at Butler University where he earned his degree in political science. He holds two master's degrees — one in sports psychology from Illinois State and another in sports administration from Northwestern.



## PATRICK RYAN

**AREA SCOUT**  
12th NFL SEASON  
11th SEASON WITH CHARGERS

In May 2016, the Chargers promoted Patrick Ryan from scouting assistant to area scout. The 2023 season will be his sixth year scouting the Midwest after two years in the Northeast.

Ryan joined the Chargers in 2013 after starting his career as a scouting assistant with the Cleveland Browns in 2012.

A native of Cleveland, Ohio, Ryan attended St. Ignatius High School before enrolling at Georgetown University where he graduated with a degree in government with a minor in theology. Ryan played football for the Hoyas, starting at wide receiver as a junior and senior. In 2011, he was named to the Patriot League Academic Honor Roll.

Ryan's brother, John, played at Notre Dame from 2007-10 and his brother, Michael, played at Dayton from 2012-15. Their cousin, Jake Ryan, was a fourth-round selection of the Green Bay Packers in 2015.



## KEVIN MCGUIRE

**COMBINE AREA SCOUT**  
8th NFL SEASON  
8th SEASON WITH CHARGERS

Kevin McGuire will begin his eighth season with the Chargers and his fourth as the team's combine area scout. He previously spent three seasons as a scouting assistant and two as a football operations intern. McGuire came to the Chargers after graduating from St. John's in 2016.

While at St. John's, McGuire spent three summers working in the Chargers scouting department. He earned his degree in sports management.




## JAYLEN BANNERMAN-ODEN

**SCOUTING ASSISTANT**  
4th NFL SEASON  
3rd SEASON WITH CHARGERS

Jaylen Bannerman-Oden will begin his third season with the Chargers and his second as a scouting assistant. His first year with the club in 2021 was as a pro scouting/operations intern. Bannerman-Oden came to the Bolts after spending the 2020 season as a video intern and external scouting game charter for the Cleveland Browns.

Bannerman-Oden worked as a student assistant for the football team at Ohio University, graduating in 2019 with a degree in sport management. He then worked in logistics and search engine optimization for a year before beginning his NFL career with the Browns.



## CHLOE SHARABBA

**PLAYER PERSONNEL COORDINATOR**  
3rd NFL SEASON  
3rd SEASON WITH CHARGERS

Chloe Sharabba will begin her third season with the Chargers and her first as a Player Personnel Coordinator. She joined the Bolts in 2021 after spending the beginning of that year in operations and accounting with Jordan Palmer's QB Summit.

A native of Aliso Viejo, Calif., Sharabba was a decorated softball player at Aliso Niguel High and went on to play at Boston College. She started more than 200 games for the Eagles over four years (2015-18), twice earning first-team All-Atlantic Coast Conference honors in 2017 and 2018. Sharabba finished her career as a middle infielder with a .312 batting average, 39 doubles and 133 runs scored, the second-most career doubles and runs scored in program history.



# FOOTBALL STAFF



## JAMES COLLINS

**VICE PRESIDENT, CULTURAL  
PROGRAMS & DEVELOPMENT**  
36th NFL SEASON  
28th SEASON WITH CHARGERS

James Collins has over 30 years of experience in the NFL and served as the President of the Professional Football Athletic Trainers Society (PFATS) for three years (2018-20). Collins and his staff were selected the NFL Athletic Training Staff of the Year by the same organization in 2009. Collins enters his first season as Vice President, Cultural Programs & Development for the Los Angeles Chargers and has been with the organization for 27 years.

Born in Lothian, Md., Collins was an aviation physiology technician in the U.S. Navy from 1980-84. He played basketball at Morris Brown College and earned a degree in physical education with an emphasis in Athletic Training from San Diego State University. Continuing his education, Collins earned his Master's in sports administration from Fresno Pacific University in May 2019.

Collins was a Chargers intern in 1986 and promoted to assistant athletic trainer in 1987. He also worked as an orthopedic tech and surgical assistant for the OASIS Medical Group. In 1991, Collins was hired as an assistant in Denver and spent five seasons with the Broncos. He later spent time as the head athletic trainer with the World League's London Monarchs (1995 season) and Philadelphia (1996-98) before rejoining the Chargers as the head athletic trainer in 1999.

Collins is a member of the National Athletic Trainer's Association and served on the NFL's Injury and Safety Panel from 1995-2016. From 2005 to 2007, he served on the NATA Hall of Fame selection committee. He was formerly the AFC's representative for the Professional Football Athletic Trainers Society. In 2004, Collins was honored as a "Distinguished Alumnus" by San Diego State's Exercise and Nutritional Sciences Department.

In 2012, Collins helped coordinate the opening of the Chargers Courage House at Casa de Amparo, a safe house for abused kids. In 2013, he was selected to the executive board at Casa de Amparo as a liaison to the Chargers.

Collins is married to his wife, Teri. Together they have four children: James III, Kitty, Jet and Tiara.



## MARCO ZUCCONI

**DIRECTOR OF PLAYER  
HEALTH, WELLNESS &  
PERFORMANCE**  
12th NFL SEASON  
12th SEASON WITH CHARGERS

Marco Zucconi begins his first season as the Director of Player Health, Wellness & Performance for the Los Angeles Chargers after spending five seasons as an assistant athletic trainer and another six seasons as an associate athletic trainer for the club. In all, 2023 will be Zucconi's 12th season with the Bolts.

Zucconi began his athletic training career as an assistant athletic trainer and rehabilitation coordinator for the University of Central Florida in 2011. He joined the Chargers in 2012 in the same capacity. He then was promoted to associate athletic trainer in 2017 before his recent promotion to Director of Player Health, Wellness & Performance.

As the Director of Player Health, Wellness & Performance, Zucconi oversees all aspects of the medical operations, as well as developing, coordinating and administering a player-centric health care model to allow players to perform at their highest levels. He is the lead on integrating sports science technologies into all aspects of player health and safety.

Zucconi recently won the 2023 Professional Football Athletic Trainers Society (PFATS) Tim Davey AFC Assistant Athletic Trainer of the Year Award for his work with the Bolts during the 2022 season. Among his numerous certifications include Performance Enhancement Specialist from the National Academy of Sports Medicine.

In 2008, Zucconi earned a degree in exercise and nutritional science with an emphasis in athletic training from San Diego State University before going on to earn a master's degree in sports and fitness with an emphasis in sports leadership and coaching in 2010 from the University of Central Florida.

Zucconi and his wife, Kimberly, have three children.





## SALVADOR LOPEZ

**HEAD ATHLETIC TRAINER**  
7th NFL SEASON  
1st SEASON WITH CHARGERS

Salvador Lopez enters his first season as the Head Athletic Trainer for the Los Angeles Chargers in 2023. He comes to the Bolts after spending five years with the Tennessee Titans.

Lopez most recently was the Director of Sports Rehabilitation for the Titans in 2022, where he was responsible for managing all long-term and short-term rehabilitation programs for players. He originally joined the Titans as an assistant athletic trainer in 2018 after working in a similar capacity for the University of Louisville football program for two seasons (2016-17).

Professionally, he sits on the Executive Committee of the Professional Football Athletic Trainers Society (PFATS) and is currently the organization's secretary. He also works with the PFATS Foundation, serving on the internal education committee.

Additionally, he is a NSCA Certified Strength and Conditioning Specialist. He is a Performance Enhancement Specialist and Corrective Exercise Specialist through NASM. He is an FMS Level 2 Selective Functional Movement Screening provider. He has also gained manual therapy training for the lower extremity, Functional Range Release certified, through FRS.

Lopez was a seasonal athletic trainer with the Tampa Bay Buccaneers in 2015 after earning his master's degree from the University of South Florida and serving as a resident athletic trainer for the football and tennis programs. He also was a student athletic trainer from 2011-13 at Fresno State while earning his bachelor's degree and was a summer athletic training intern for the Raiders in 2012.



**ALLISON MINER**  
Assistant Athletic Trainer/  
Physical Therapist



**ALVIN CABRERA**  
Assistant Athletic  
Trainer



**SAMUEL O'LEARY**  
Assistant Athletic  
Trainer



**DR. DAVID  
GAZZANIGA**  
Head Team Physician  
Orthopedic Surgeon



**DR. RUSS PETRIE**  
Team Physician  
Orthopedic Surgeon



**DR. EUGENE YIM**  
Head Team  
Medical Physician



**DR. JAMES TING**  
Team Medical  
Physician

COMMUNITY

FOOTBALL  
STAFF

VETERANS

DRAFT PICKS  
& FREE AGENTS

2022 IN  
REVIEW

RECORDS  
& HISTORY


GENERAL  
INFORMATION



**JOHN WIEDMEIER**  
Director of Football  
Operations



**ADITYA  
KRISHNAN**  
Director of Football  
Research & Analytics



**ALEX STERN**  
Research Analyst



**PAIGE  
CRAWFORD**  
Team Dietician



**CHRIS SMITH**  
**DIRECTOR, EQUIPMENT  
OPERATIONS**  
34th NFL SEASON  
34th SEASON WITH CHARGERS

Chris Smith has worked in the equipment room for the Chargers for over 30 years. Smith was recently promoted to director, equipment operations after spending six seasons (2017-22) as the team's head equipment manager.

Smith started with the organization in 1990, working as an equipment assistant for 10 seasons before his 17 seasons as assistant equipment manager/field manager.

A Certified Athletic Equipment Manager through AEMA and a member of the Professional Football Equipment Managers Society (PFEMS), Smith came to the Chargers from his alma mater, San Diego State where he was the head student equipment manager for three years. He earned his degree in physical education and later received his teaching credential.

Smith attended Adolfo Camarillo High School where he earned two letters in football. Away from the football field, Smith is an avid hiker where he has summited two 14er peaks in California.

Smith and his wife, Joan, reside in Sunset Beach, Calif., and have two children, Zachary and Erin.



**KEVIN DUDDY**  
Assistant Equipment  
Manager



**CHAD JESSOP**  
Equipment Assistant



**TASSO PANOPOULOS**  
Equipment Assistant



## BRIAN DUDDY

**DIRECTOR OF  
VIDEO OPERATIONS**  
34th NFL SEASON  
34th SEASON WITH CHARGERS

Director of Video Operations since 1998, Brian Duddy's department is responsible for filming and editing practice and game footage for review by players and coaches using the XOS Thunder Digital Editing System.

Duddy's career includes three seasons as a staff assistant (1992-94) and three as a video assistant (1995-97). He was a staff assistant for the coaches during the team's 1994 AFC Championship season. He originally joined the team as a training camp ball boy in 1990.

Duddy was born in San Diego and attended Mira Mesa High School. He and his wife, Danielle, were married in 2021 and reside in Costa Mesa, Calif.



**ASHTON GARCIA**  
Senior Manager/Engineer,  
Video Operations



**AARON SANDOVAL**  
Video Assistant



## RYAN ROWLAND

**HEAD GROUNDSKEEPER**  
7th NFL SEASON  
7th SEASON WITH CHARGERS

Ryan Rowland enters his seventh season with the Los Angeles Chargers and his sixth as the Head Groundskeeper for the organization. Rowland came to the Chargers from the Los Angeles Memorial Coliseum where he worked with the Los Angeles Rams and USC.

Rowland is entering his 18th year in the turf management industry. He has also worked with the Washington Redskins (2006-07), Washington Nationals (2007-09), Minnesota Twins (2010-16) and 10 years in the golf industry.

Rowland earned his degree in turfgrass management in 2004 from Iowa State University.

Rowland and his wife Yuki were married in 2014 in Sapporo, Japan. Rowland enjoys golf and fishing and time on the lake. The couple currently resides in Redondo Beach.



**MILES COOK**  
Field Manager



**TYLER VANDENAKKER**  
Field Manager



## ARTHUR HIGHTOWER II

SENIOR DIRECTOR OF  
PLAYER ENGAGEMENT  
19th NFL SEASON  
19th SEASON WITH CHARGERS

Arthur Hightower assists players with providing the resources for a successful transition to the NFL and to life off the field after their playing careers concludes. He oversees programs in continuing education, life skills, financial, career education/planning, career internships and mental health total wellness. He currently serves on the NFL's player engagement steering committee. In 2007, he received the NFL's Winston-Shell Award for commitment and dedication to developing unique and innovative ideas and solutions in the area of Player Engagement.

Before beginning his NFL career in 2005, Hightower spent three years as assistant director of professional development at the NCAA National Office in Indianapolis. He also worked as a student-athlete academic counselor at the University of Houston and the University of Maine. He worked as an NCAA national office intern from 1997-98 in the education services group.

Hightower was a free safety at Florida A&M University, where he was named Male Scholar-Athlete of the Year during his junior season. He graduated from FAMU, magna cum laude, with a degree in graphic arts and printing management.

Hightower earned a master's degree in physical education with a concentration in sports administration from Florida State University in 1998.

Born in Fort Lauderdale, Fla., Hightower graduated from Brighton High School in Rochester, N.Y.

He has two daughters and a son.



**CHUCK SANDUSKY**  
Football Staff  
Assistant



**GEORGE GREGORY**  
Team Chaplain

# 2023 ALPHABETICAL ROSTER

No.	Name	Pos.	Ht.	Wt.	Birthdate	Exp.	College	Hometown	How Acq.
90	Allen, Brevin	OLB	6-3	265	9/22/00	R	Campbell	Greensboro, N.C.	FA-'23
13	Allen, Keenan	WR	6-2	211	4/27/92	11	California	Greensboro, N.C.	D3-'13
78	Bailey, Zack	T	6-5	300	11/8/95	2	South Carolina	Summerville, S.C.	W (Was)-'22
44d	Baker-Williams, Tyler	S	6-0	206	11/23/99	R	North Carolina State	Raleigh, N.C.	FA-'23
67	Bosa, Johay	OLB	6-5	280	7/11/95	8	Ohio State	Fort Lauderdale, Fla.	D1-'16
91	Branch, Johari	C	6-2	314	9/18/98	R	Maryland	Chicago, Ill.	FA-'23
38d	Brown, Cam	CB	6-0	199	4/6/00	R	Ohio State	St. Louis, Mo.	FA-'23
356	Bynum, Terrrell	WR	6-0	188	8/3/98	R	Southern California	Long Beach, Calif.	FA-'23
76	Clapp, Will	C/G	6-5	311	12/10/95	6	Louisiana State	New Orleans, La.	FA-'22
72	Clark, Jerrod	DL	6-3	334	11/16/99	R	Coastal Carolina	Dorchester, Mass.	FA-'23
12	Davis, Darius	WR	5-8	165	9/11/00	R	TCU	St. Francisville, La.	D4-'23
43	Davis, Michael	CB	6-2	196	1/6/95	7	Brigham Young	Glendale, Calif.	FA-'17
15	Dicker, Cameron	K	6-1	216	5/6/00	2	Texas	Austin, Texas	FA-'22
86	Doss, Keelan	WR	6-3	215	3/21/96	2	UC Davis	Alameda, Calif.	FA-'22
42o	Dotson, Elijah	RB	5-9	202	1/19/99	R	Northern Colorado	Sacramento, Calif.	FA-'23
8	Duggan, Max	QB	6-1	207	3/12/01	R	TCU	Council Bluffs, Iowa	D7-'23
46d	East, Nathan	LB	6-1	229	1/26/99	R	Samford	McCalla, Ala.	FA-'23
30	Eckler, Austin	RB	5-10	200	5/17/95	7	Western State Colorado	Eaton, Colo.	FA-'17
7	Everett, Gerald	TE	6-3	240	6/25/94	7	South Alabama	Atlanta, Ga.	UFA (Sea)-'22
46o	Ezeike, Michael	TE	6-5	241	9/17/00	R	UCLA	Upland, Calif.	FA-'23
92	Farmer, Andrew	OLB	6-4	250	4/19/00	R	Lane (Tenn.)	Jacksonville, Fla.	FA-'23
24	Finley, AJ	S	6-0	188	9/14/01	R	Mississippi	Mobile, Ala.	FA-'23
56	Fox, Morgan	DL	6-3	275	9/12/94	7	Colorado State-Pueblo	Fountain, Colo.	FA-'22
32	Gilman, Alohi	S	5-10	201	9/17/97	4	Notre Dame	Laie, Hawaii	D6-'20
15	Guyton, Jalen	WR	6-1	212	6/7/97	4	North Texas	Allen, Texas	FA-'19
37	Hall, Kemon	CB	5-11	190	6/2/97	3	North Texas	Calhoun City, Miss.	W (Dal)-'21
47	Harris, Josh	LS	6-1	224	4/27/89	12	Auburn	Carrollton, Ga.	UFA (Atl)-'22
0	Henley, Daiyan	LB	6-0	225	11/18/99	R	Washington State	Los Angeles, Calif.	D3-'23
10	Herbert, Justin	QB	6-6	236	3/10/98	4	Oregon	Eugene, Ore.	D1a-'20
84	Hightower, John	WR	6-2	190	5/31/96	2	Boise State	Upper Marlboro, Md.	FA-'22
91	Hinton, Christopher	DL	6-4	310	9/14/00	1	Michigan	Johns Creek, Ga.	FA-'22
44o	Hoosman, Tyler	RB	5-11	214	5/7/99	R	North Dakota	Plainfield, Ill.	FA-'23
4	Hopkins, Dustin	K	6-2	193	10/1/90	10	Florida State	Austin, Texas	FA-'21
40	Horvath, Zander	FB	6-3	230	12/10/98	2	Purdue	Mishawaka, Ind.	D7b-'22
27	Jackson, J.C.	CB	6-1	198	11/17/95	6	Maryland	Immokalee, Fla.	UFA (NE)-'22
39	Jacquet, Michael	CB	6-2	201	1/29/97	2	Louisiana-Lafayette	Beaumont, Texas	FA-'22
64	Jaimes, Brenden	G/T	6-5	300	5/28/99	3	Nebraska	Austin, Texas	D5-'21
3	James Jr., Derwin	S	6-2	215	8/3/96	6	Florida State	Haines City, Fla.	D1-'18
98	Johnson, Austin	DL	6-4	314	5/8/94	8	Penn State	Galloway, N.J.	UFA (NYG)-'22
77	Johnson, Zion	G	6-3	316	11/18/99	2	Boston College	Bowie, Md.	D1-'22
1	Johnston, Quentin	WR	6-2	208	9/6/01	R	TCU	Tempe, Texas	D1-'23
49	Jones, Mikel	LB	5-11	226	10/11/00	R	Syracuse	Miami, Fla.	FA-'23
51	Joseph-Day, Sebastian	DL	6-4	310	3/21/95	6	Rutgers	Stroudsburg, Pa.	UFA (LAR)-'22
87	Kampmoyer, Hunter	TE	6-4	243	2/6/98	1	Oregon	Bishop, Calif.	FA-'21
25	Kelley, Joshua	RB	5-11	212	11/20/97	4	UCLA	Lancaster, Calif.	D4-'20
6	Kemp, Carlo	OLB	6-3	281	1/1/98	1	Michigan	Boulder, Colo.	FA-'22
54	Kendricks, Eric	LB	6-0	232	2/29/92	9	UCLA	Fresno, Calif.	FA-'23
69	Lang, Terrance	DL	6-4	282	1/23/99	R	Colorado	Pomona, Calif.	FA-'23
41	Layne, Raheem	S	5-11	192	7/2/99	2	Indiana	Deland, Fla.	FA-'22
33	Leonard, Deane	DB	6-0	195	11/20/99	2	Mississippi	Calgary, Alberta, Canada	D7a-'22
63	Linsley, Corey	C	6-3	301	7/27/91	10	Ohio State	Boardman, Ohio	UFA (GB)-'21
53	Lynch, Blake	LB	6-3	225	2/14/97	3	Baylor	Gilmer, Texas	FA-'23
52	Mack, Khalil	OLB	6-3	269	2/22/91	10	Buffalo	Fort Pierce, Fla.	T (Chi)-'22
99	Matlock, Scott	DL	6-4	296	6/28/00	R	Boise State	Homedale, Idaho	D6-'23
71	McFadden, Jordan	OL	6-2	303	11/16/99	R	Clemson	Spartanburg, S.C.	D5-'23
88	McKitty, Tre'	TE	6-4	246	1/12/99	3	Georgia	Wesley Chapel, Fla.	D3b-'21
66	Melsop, Nic	OL	6-6	332	1/16/98	R	Delta State	Columbus, Ohio	FA-'23
50	Moa, David	DL	6-3	296	6/14/96	1	Boise State	San Diego, Calif.	FA-'22
42d	Mullen, Tiawan	CB	5-8	181	7/12/00	R	Indiana	Fort Lauderdale, Fla.	FA-'23
9	Murray Jr., Kenneth	LB	6-2	241	11/16/98	4	Oklahoma	Houston, Texas	D1b-'20
31	Niemann, Nick	LB	6-3	234	12/2/97	3	Iowa	Sycamore, Ill.	D6a-'21
57	Ogbonnigema, Amen	LB	6-0	231	9/4/98	3	Oklahoma State	Calgary, Alberta, Canada	FA-'21
93	Ogbonnia, Otito	DL	6-4	320	8/25/00	2	UCLA	Houston, Texas	D5-'22
67	Okoye, CJ	DL	6-6	315	10/20/01	R	—	Abuja, Nigeria	FA-'23
5	Palmer, Joshua	WR	6-1	210	9/22/99	3	Tennessee	Brampton, Ontario, Canada	D3a-'21
89	Parham Jr., Donald	TE	6-8	237	8/16/97	4	Stetson	Lakeland, Fla.	FA-'20
79	Pipkins III, Trey	T	6-6	307	9/5/96	5	Sioux Falls	Apple Valley, Minn.	D3-'19
75	Pleasants, Austen	G/T	6-7	330	8/22/97	1	Ohio	Ironton, Ohio	FA-'22
34	Rountree III, Larry	RB	5-10	211	2/13/99	2	Missouri	Raleigh, N.C.	D6b-'21
94	Rumph II, Chris	OLB	6-2	244	10/19/98	3	Duke	Gainesville, Fla.	D4-'21
68	Salyer, Jamaree	OL	6-4	325	7/13/00	2	Georgia	Atlanta, Ga.	D6a-'22
26	Samuel Jr., Asante	CB	5-10	180	10/3/99	3	Florida State	Fort Lauderdale, Fla.	D2-'21
73	Sarell, Foster	T	6-6	322	8/28/98	2	Stanford	Tacoma, Wash.	FA-'21
16	Scott, JK	P	6-5	208	10/30/95	5	Alabama	Denver, Colo.	FA-'22
59	Shelby, Ty	OLB	6-3	249	10/14/98	1	Louisiana-Monroe	Houston, Texas	FA-'22
20	Shepherd, Darrius	WR	5-11	186	11/1/95	3	North Dakota State	Blue Springs, Mo.	FA-'23
70	Slater, Rashawn	T	6-4	315	3/26/99	3	Northwestern	Sugar Land, Texas	D1-'21
48	Smart, Stone	TE	6-4	226	10/4/98	2	Old Dominion	Sacramento, Calif.	FA-'22
28	Spiller, Isaiah	RB	6-1	215	8/9/01	2	Texas A&M	Spring, Texas	D4-'22
2	Stick, Easton	QB	6-1	224	9/15/95	5	North Dakota State	Omaha, Neb.	D5-'19
36	Taylor, Ja'Sir	DB	5-10	185	1/8/99	2	Wake Forest	Asbury Park, N.J.	D6b-'22
62	Trainer, Andrew	T	6-7	320	12/18/97	2	William & Mary	Alexandria, Va.	FA-'22
45	Tuipulotu, Tuli	OLB	6-3	266	9/3/02	R	Southern California	Hawthorne, Calif.	D2-'23
35d	Uzodinma, Amechi	CB	5-11	189	6/1/00	R	Ball State	Orlando, Fla.	FA-'23
60	Weaver, Isaac	C	6-6	310	2/14/98	2	Old Dominion	Marietta, Ga.	FA-'22
29	Webb Jr., Mark	DB	6-1	207	9/10/98	2	Georgia	Philadelphia, Pa.	D7-'21
81	Williams, Mike	WR	6-4	218	10/14/94	7	Clemson	Santee, S.C.	D1-'17
95	Williams, Nick	DL	6-4	310	2/21/99	9	Samford	Birmingham, Ala.	FA-'22
83	Wilson, Pokey	WR	6-0	181	8/12/99	R	Florida State	Sanburn, Ga.	FA-'23
22	Woods, JT	S	6-2	193	6/10/00	2	Baylor	San Antonio, Texas	D3-'22
38o	Wright, Milton	WR	6-3	195	9/28/00	R	Purdue	Louisville, Ky.	FA-'23

COMMUNITY

ALPHABETICAL ROSTER

VETERANS

DRAFT PICKS & FREE AGENTS

2022 IN REVIEW

RECORDS & HISTORY

GENERAL INFORMATION

# 2023 NUMERICAL ROSTER

No.	Name	Pos.	Ht.	Wt.	Age	Exp.	College	Hometown	How Acq.
0	Daiyan Henley	LB	6-0	225	23	R	Washington State	Los Angeles, Calif.	D3*-2
1	Quentin Johnston	WR	6-2	208	21	R	TCU	Temple, Texas	D1*-23
2	Easton Stick	QB	6-1	224	27	5	North Dakota State	Omaha, Neb.	D5*-19
3	Derwin James Jr.	S	6-2	215	26	6	Florida State	Haines City, Fla.	D1*-18
4	Dustin Hopkins	K	6-2	193	32	10	Florida State	Austin, Texas	FA*-21
5	Joshua Palmer	WR	6-1	210	23	3	Tennessee	Brampton, Ontario, Canada	D3*-21
6	Eric Kendrick	LB	6-0	232	31	9	UCLA	Fresno, Calif.	FA*-23
7	Gerald Everett	TE	6-3	240	29	7	South Alabama	Atlanta, Ga.	UFA (Sea)*-22
8	Max Duggan	QB	6-1	207	22	R	TCU	Council Bluffs, Iowa	D7*-23
9	Kenneth Murray Jr.	LB	6-2	241	24	4	Oklahoma	Houston, Texas	D1b*-20
10	Justin Herbert	QB	6-6	236	25	4	Oregon	Eugene, Ore.	D1a*-20
11	Cameron Dicker	K	6-1	216	23	2	Texas	Austin, Texas	FA*-22
12	Derius Davis	WR	5-8	165	22	R	TCU	St. Francisville, La.	D4*-23
13	Keenan Allen	WR	6-2	211	31	11	California	Greensboro, N.C.	D3*-13
15	Jalen Guyton	WR	6-1	212	26	4	North Texas	Allen, Texas	FA*-19
16	JK Scott	P	6-5	208	27	5	Alabama	Denver, Colo.	FA*-22
20	Darius Shepherd	WR	5-11	185	27	3	North Dakota State	Blue Springs, Mo.	FA*-23
22	JT Woods	S	6-2	193	23	2	Baylor	San Antonio, Texas	D3*-22
24	AJ Finley	S	6-0	188	21	R	Mississippi	Mobile, Ala.	FA*-23
25	Joshua Kelley	RB	5-11	212	25	4	UCLA	Lancaster, Calif.	D4*-20
26	Asante Samuel Jr.	CB	5-10	180	23	3	Florida State	Fort Lauderdale, Fla.	D2*-21
27	J.C. Jackson	CB	6-1	198	27	6	Maryland	Immokalee, Fla.	UFA (NE)*-22
28	Isaiah Spiller	RB	6-1	215	21	2	Spring A&M	Spring, Texas	D4*-22
29	Mark Webb Jr.	DB	6-1	207	24	2	Georgia	Philadelphia, Pa.	D7*-21
30	Austin Ekeler	RB	5-10	200	28	7	Western State Colorado	Eaton, Colo.	FA*-17
31	Nick Niemann	LB	6-3	234	25	3	Iowa	Sycamore, Ill.	D6*-21
32	Alohi Gilman	S	5-10	201	25	4	Notre Dame	Laie, Hawaii	D6*-20
33	Deane Leonard	DB	6-0	195	23	2	Mississippi	Calgary, Alberta, Canada	D7*-22
34	Larry Rountree III	RB	5-10	211	24	2	Missouri	Raleigh, N.C.	D6*-21
35d	Amечи Uzodinma	CB	5-11	189	23	R	Ball State	Orlando, Fla.	FA*-23
35o	Terrell Bynum	WR	6-0	188	24	R	Southern California	Long Beach, Calif.	FA*-23
36	Ja'Sir Taylor	DB	5-10	185	24	2	Wake Forest	Asbury Park, N.J.	D6b*-22
37	Kemon Hall	CB	5-11	190	26	3	North Texas	Calhoun City, Miss.	W (Dal)*-21
38d	Cam Brown	CB	6-0	199	23	R	Ohio State	St. Louis, Mo.	FA*-23
38o	Milton Wright	WR	6-3	195	22	R	Purdue	Louisville, Ky.	FA*-23
39	Michael Jacquet	CB	6-2	201	26	2	Louisiana-Lafayette	Beaumont, Texas	FA*-22
40	Zander Horvath	FB	6-3	230	24	2	Purdue	Mishawaka, Ind.	D7b*-22
41	Raheem Layne	S	5-11	192	24	2	Indiana	Deland, Fla.	FA*-22
42d	Tiawan Mullen	CB	5-8	181	23	R	Indiana	Fort Lauderdale, Fla.	FA*-23
42o	Elijah Dotson	RB	5-9	202	24	R	Northern Colorado	Sacramento, Calif.	FA*-23
43	Michael Davis	CB	6-2	196	28	7	Brigham Young	Glendale, Calif.	FA*-17
44d	Tyler Baker-Williams	S	6-0	206	23	R	North Carolina State	Raleigh, N.C.	FA*-23
44o	Tyler Hoosman	RB	5-11	214	24	R	North Dakota	Plainfield, Ill.	FA*-23
45	Tuli Tuipulotu	OLB	6-3	266	20	R	Southern California	Hawthorne, Calif.	D2*-23
46d	Nathan East	LB	6-1	229	24	R	Samford	McCalla, Ala.	FA*-23
46o	Michael Ezeike	TE	6-5	241	22	R	UCLA	Upland, Calif.	FA*-23
47	Josh Harris	LS	6-1	224	34	12	Auburn	Carrollton, Ga.	UFA (At)*-22
48	Stone Smartt	TE	6-4	226	24	2	Old Dominion	Sacramento, Calif.	FA*-22
49	Mikel Jones	LB	5-11	226	22	R	Syracuse	Miami, Fla.	FA*-23
50	David Moa	DL	6-3	296	27	1	Boise State	San Diego, Calif.	FA*-22
51	Sebastian Joseph-Day	DL	6-4	310	28	6	Rutgers	Stroudsburg, Pa.	UFA (LAR)*-22
52	Khalil Mack	OLB	6-3	269	32	10	Buffalo	Fort Pierce, Fla.	T (Chi)*-22
53	Blake Lynch	LB	6-3	225	26	3	Baylor	Gilmer, Texas	FA*-23
54	Carlo Kemp	OLB	6-3	281	25	1	Michigan	Boulder, Colo.	FA*-22
56	Morgan Fox	DL	6-3	275	28	7	Colorado State-Pueblo	Fountain, Colo.	FA*-22
57	Amen Ogbongbemiga	LB	6-0	231	24	3	Oklahoma State	Calgary, Alberta, Canada	FA*-21
59	Ty Shelby	OLB	6-3	249	24	1	Louisiana-Monroe	Houston, Texas	FA*-22
60	Isaac Weaver	C	6-6	310	25	2	Old Dominion	Marietta, Ga.	FA*-22
61	Johari Branch	C	6-2	314	24	R	Maryland	Chicago, Ill.	FA*-23
62	Andrew Trainer	T	6-7	320	25	2	William & Mary	Alexandria, Va.	FA*-22
63	Corey Linsley	C	6-3	301	32	10	Ohio State	Boardman, Ohio	UFA (GB)*-21
64	Brendan Jaimes	G/T	6-5	300	24	3	Nebraska	Austin, Texas	D5*-21
66	Nic Melsop	OL	6-6	332	25	R	Delta State	Columbus, Ohio	FA*-23
67	CJ Okoye	DL	6-6	315	21	R	-	Abuja, Nigeria	FA*-23
68	Jamaree Salyer	OL	6-4	325	23	2	Georgia	Atlanta, Ga.	D6*-22
69	Terrance Lang	DL	6-4	282	24	R	Colorado	Pomona, Calif.	FA*-23
70	Rashawn Slater	T	6-4	315	24	3	Northwestern	Sugar Land, Texas	D1*-21
71	Jordan McFadden	OL	6-2	303	23	R	Clemson	Spartanburg, S.C.	D5*-23
72	Jerrold Clark	DL	6-3	334	23	R	Coastal Carolina	Dorchester, Mass.	FA*-23
73	Foster Sarell	T	6-6	322	24	2	Stanford	Tacoma, Wash.	FA*-21
75	Austen Pleasants	G/T	6-7	330	25	1	Ohio	Ironton, Ohio	FA*-22
76	Will Clapp	C/G	6-5	311	27	6	Louisiana State	New Orleans, La.	FA*-22
77	Zion Johnson	G	6-3	316	23	2	Boston College	Bowie, Md.	D1*-22
78	Zack Bailey	T	6-5	300	27	2	South Carolina	Summerville, S.C.	W (Was)*-22
79	Trey Pipkins III	T	6-6	307	26	5	Sioux Falls	Apple Valley, Minn.	D3*-19
81	Mike Williams	WR	6-4	218	28	7	Clemson	Santee, S.C.	D1*-17
83	Pokey Wilson	WR	6-0	181	23	R	Florida State	Ashturn, Ga.	FA*-23
84	John Hightower	WR	6-2	190	27	2	Boise State	Upper Marlboro, Md.	FA*-22
86	Keelan Doss	WR	6-3	215	27	2	UC Davis	Alameda, Calif.	FA*-22
87	Hunter Kampmoyer	TE	6-4	243	25	1	Oregon	Bishop, Calif.	FA*-21
88	Tre' McKitty	TE	6-4	246	24	3	Georgia	Wesley Chapel, Fla.	D3b*-21
89	Donald Parham Jr.	TE	6-8	237	25	4	Stetson	Lakeland, Fla.	FA*-20
90	Brevin Allen	OLB	6-3	265	22	R	Campbell	Greensboro, N.C.	FA*-23
91	Christopher Hinton	DL	6-4	310	22	1	Michigan	Johns Creek, Ga.	FA*-22
92	Andrew Farmer	OLB	6-4	250	23	R	Lane (Tenn.)	Jacksonville, Fla.	FA*-23
93	Otito Ogbonna	DL	6-4	320	22	2	UCLA	Houston, Texas	D5*-22
94	Chris Rumph II	OLB	6-2	244	24	3	Duke	Gainesville, Fla.	D4*-21
95	Nick Williams	DL	6-4	310	33	9	Samford	Birmingham, Ala.	FA*-23
97	Joey Bosa	OLB	6-5	280	28	8	Ohio State	Fort Lauderdale, Fla.	D1*-16
98	Austin Johnson	DL	6-4	314	29	8	Penn State	Galloway, N.J.	UFA (NYG)*-22
99	Scott Matlock	DL	6-4	296	23	R	Boise State	Homedale, Idaho	D6*-23

Ages as of Aug. 1, 2023

COMMUNITY

NUMERICAL ROSTER

VETERANS

DRAFT PICKS & FREE AGENTS

2022 IN REVIEW

RECORDS & HISTORY

GENERAL INFORMATION





**VETERANS &  
RETURNING  
PLAYERS**

**JUSTIN HERBERT ⚡ QB**





# KEENAN ALLEN **13**

**WIDE RECEIVER | CALIFORNIA**

6-2 | 211 lbs | GREENSBORO, N.C.

ACQUIRED: DRAFT 3 — 2013

EXPERIENCE: 11TH NFL SEASON

11TH YEAR WITH CHARGERS

## CAREER HIGHLIGHTS

- ▶ Caught at least 95 catches in five consecutive seasons (2017-21), the second-longest streak in NFL history, and earned a Pro Bowl selection following each of those seasons.
- ▶ With 624 catches in his first 100 career games played, set the record for the most receptions through a player's first 100 games of a career in NFL history.
- ▶ Eclipsed 700 receptions in his 111th career game, tying WR Antonio Brown as the fastest player to do so in league annals.
- ▶ In Week 11 of 2021, set the team's single-game receptions record with a 16-catch performance in a winning effort over the Jets, becoming the only player in league history to record six career outings with 13-plus catches.
- ▶ Holds the NFL's all-time records for games with at least 15 receptions (two games), 14 catches (four), 13 receptions (six), 12 catches (10) and 11 receptions (13).
- ▶ In 2017, became the first player in NFL history to post three consecutive games with 10-plus receptions, 100-plus receiving yards and at least one touchdown catch (Week 11 vs. Buffalo, Week 12 at Dallas and Week 13 vs. Cleveland).
- ▶ With an interception in Week 16 of the 2017 season, became the first player in NFL history to have 90-plus catches and an interception in the same season, while joining Hall of Fame WRs Don Hutson (1942) and Randy Moss (2009) as the only players to record 1,000-plus receiving yards and an interception in the same season.
- ▶ Over the final six weeks of the 2022 regular season, led the NFL with 50 receptions, including a league-best 16 on third down.
- ▶ Set team rookie records in 2013 with five 100-yard receiving games and 71 catches.

- ▶ In the 2013 AFC Divisional as a rookie, posted a 142-yard, two-touchdown performance, marking the first two-touchdown catch playoff game by a Charger since Hall of Fame TE Kellen Winslow (Jan. 9, 1983) did so in an AFC Wild Card victory at Pittsburgh, while his 142 yards tied TE Keith Jackson (1988) for the second-most by a rookie in a playoff game in NFL history.
- ▶ Posted back-to-back 100-yard performances twice in 2013, a feat that hadn't been accomplished by a Chargers rookie since WR Don Norton did so in 1960.

## HONORS AND AWARDS

- 2021:** 2022 NFL Pro Bowl Selection (Fifth)
- 2020:** 2021 NFL Pro Bowl Selection (Fourth)
- 2019:** 2020 NFL Pro Bowl Selection (Third)  
Professional Football Writers of America All-AFC (WR)
- 2018:** 2019 NFL Pro Bowl Selection (Second)
- 2017:** 2018 NFL Pro Bowl Selection (First)  
The Associated Press  
Comeback Player of the Year  
PFWA Comeback Player of the Year  
Sporting News  
Comeback Player of the Year
- 2016:** Ed Block Courage Award
- 2015:** Chargers Offensive Player of the Year  
PFWA Offensive Rookie of the Year  
PFWA All-Rookie (WR)
- 2013:** Sporting News Rookie of the Year  
Pepsi Next Rookie of the Year  
Pepsi Next Rookie of the Week (Week 6 vs. Indianapolis)  
Pepsi Next Rookie of the Week (Week 12 at Miami)  
Pepsi Next Rookie of the Week (Week 15 at Denver)  
Pepsi Next Rookie of the Week (Week 17 vs. Kansas City)

**2022:** In nine regular-season starts, totaled 752 yards on 66 receptions (11.4 avg.) and four TDs... Hauled in six receptions for 61 yards (10.2 avg.) with four receptions going moving the chains for a first down in the playoff matchup against Jacksonville... Closed out the regular season with 50 catches from Week 13 to 18, the most by any player in the NFL over that stretch... Over the final five games, was one of just two NFL players with over 40 catches and 400 receiving yards... Tied the longest streak in team history with four-straight games of six receptions and 80 yards from Week 13 through 16... Was one of six Chargers to top 500 receiving yards and three TD catches on the year, setting the record for most players to do so on the same team in a single season in NFL history... **vs. Las Vegas (Sept. 11):** Hauled in four receptions for a team-high 66 yards (16.5 avg.), including a long of 41 yards... Reached the first-down marker on two of his four grabs... In the second quarter, caught a deep ball on the right sideline to place the Bolts at the Raiders' 11-yard line, setting up an eventual go-ahead score... **at Kansas City (Sept. 15):** Inactive (hamstring)... **vs. Seattle (Oct. 23):** Returned to the lineup and hauled in two catches for 11 yards (5.5 avg.)... **at Atlanta (Nov. 6):** Inactive (hamstring)... **vs. Kansas City (Nov. 20):** Returned to action and hauled in five catches for 94 yards (18.8 avg.)... On the offense's first play from scrimmage, caught a 17-yard pass to the left flat to kick-start the offense on their three-play 75-yard TD drive on the first offensive series... On third-and-18 in the fourth quarter, hauled in a 46-yard pass from QB Justin Herbert down the right sideline, bringing the Chargers into the red zone and setting up the eventual go-ahead touchdown... **at Arizona (Nov. 27):** Caught four passes for 49 yards (9.8 avg.) and his first TD of the season in the road win... Midway through the second quarter, bolted to the flat and caught his first TD pass of the year... On the day, four of his five receptions either reached the end zone or registered as a first down... **at Las Vegas (Dec. 4):** Led the receiving output with 88 yards on six catches (14.7 avg.), including a 35-yard fourth-quarter TD on fourth-and-12, his 50th career receiving score... On the receiving end of Justin Herbert's league-leading third fourth-down passing TD... With six receptions, eclipsed 100 career receptions against the Raiders, becoming just the fourth player to log 100 career catches against the Raiders in NFL history... On his fourth catch, became just the fifth player in the league to eclipse 750 receptions since the start of the 2013 season... **vs. Miami (Dec. 11):** Hauled in a game-high and season-best 12 receptions for 92 yards (7.7 avg.), moving the chains on five catches on third down... Registered 10th career game with at least 12 catches, breaking a tie with WR Wes Welker for the most by any player in NFL history... **vs. Tennessee (Dec. 18):** Led the offense with a game-high eight receptions for 86 yards (10.8 avg.), including four grabs that moved the chains, and three receptions on third down... **at Indianapolis (Dec. 26):** Tallied a season-high 11 receptions for 104 yards (9.4 avg.), with five grabs converting for first downs... Paced the game in both receptions and receiving yards... Registered his 13th career

game with 11-plus catches, tying WR Andre Johnson for the most in NFL history... Extended his active streak to six-straight games with at least six receptions and 80 yards receiving, tied for the longest stretch by any player in Chargers history... **vs. L.A. Rams (Jan. 1):** Caught five passes for 60 yards (12.0 avg.), along with an eight-yard rush, helping the offense total 431 net yards, the team's third-highest total of the season... **at Denver (Jan. 8):** Closed out the regular season with eight catches for 102 yards (12.8 avg.) and two TDs... Moved to No. 3 all-time in Chargers history with 9,287 receiving yards, surpassing Hall of Famer Charlie Joiner... With a season-high two receiving scores, registered his eighth career multi-TD performance and fifth-career outing with at least eight catches, 100 yards and two TDs... **at Jacksonville (AFC Wild Card, Jan. 14):** Caught six passes for 61 yards (10.2 avg) with four catches going for first downs in his fifth career postseason matchup... Registered a long reception of 23 yards on a third-down conversion in the second quarter.

**2021:** Selected to his fifth-straight Pro Bowl... Started 16 games at WR, hauling in a then-franchise-record 106 catches for 1,138 yards (10.7 avg) and six TDs... Extended his streak of seasons with 95 or more receptions to five consecutive, good for the second-longest streak in NFL history... The 1,000-yard season marked the fifth of his career, the most by a Charger in the last 50 years... The season also marked his fourth with 100 receptions, including his third consecutive... Posted four games with 100-plus receiving yards, giving him 31 for his career... Reached 700 career receptions in Week 12, his 104th career game, tying WR Antonio Brown as the fastest player ever to eclipse that mark... Climbed to No. 4 on the team's all-time receiving yards list, passing WR Gary Garrison (7,533)... Caught 31 passes on third down, moving the chains on 25 of those receptions... Tied a team record with three-straight games with at least eight catches... **Awards:** Pro Bowl Selection (Fifth)... **at Washington (Sept. 12):** Hauled in 100 receiving yards on nine receptions (11.1 avg.)... The performance was the 28th of his career and his fourth in a season opener, tying for the second most in season openers since he entered the NFL in 2013... Set up a TD on the opening drive by motioning into the backfield to the right of QB Justin Herbert before running an angle-route to beat the coverage of CB Kendall Fuller and haul in a seven-yard pass, moving the chains on third-and-five... Later in the first quarter, caught a bubble-screen to the left of Herbert and spun out of a tackle attempt by Fuller to turn the play into an 11-yard gain... Found a soft spot in the coverage in the fourth quarter on third-and-16 to move the chains and keep the game-sealing drive alive... **vs. Dallas (Sept. 19):** Posted four receptions for 108 yards (27.0 avg.), good for his second 100-yard game of the season and No. 29 for his career... The 27-yard receiving average was the second-best single-game average of his career... Ran a flag-route on the opening drive to get behind the defense for a 22-yard gain along the sideline... Hauled in a 42-yard pass on third-and-15 in the



## BEYOND THE BOLT



In 2023, Allen appeared on FOX's *The Masked Singer* as 'Gargoyle.' He showed his vocal range by singing 'One Call Away' by Charlie Puth, 'Kryptonite' by 3 Doors Down, 'DJ Got Us Fallin' in Love' by Usher featuring Pitbull, and 'Centuries' by Fall Out Boy. Allen lasted longer than any NFL player in the history of the program, as he was eliminated during the fourth-to-last episode of the season.

Allen was featured in a public service announcement, 'Dance Like a Dad,' in 2019. The ad was launched by the U.S. Department of Health and Human Services' Administration for Children and Families (ACF), along with the National Responsible Fatherhood Clearinghouse and the Ad Council. He shows off his dance moves with his family to encourage fathers to play an active role in the lives of their children.

In April 2016, Allen co-hosted a two-day football camp for youth from the Kaiserslautern Military Community at Ramstein Air Base in Ramstein, Germany, with Buffalo WR Andre Roberts. It was Allen's first visit to Europe. Allen and Roberts visited the USO's Warrior Center, signed autographs at Ramstein Air Base, visited the Landstuhl Regional Medical Center and spent time at the USO's Deployment Center for Active Duty Troops.

Allen is a majority stakeholder in the company Zen Enterprises, which manufactures Zen Sports Balm, a product that is used to relieve aches and pains associated with muscles and joints, especially for individuals suffering from arthritis, backaches, strains, sprains and bruises. Zen Enterprises' products are available in the United States and the company began expanding business to China last year.

An incredible self-motivator, Allen taught himself how to play golf while rehabbing from a torn ACL in the 2016 season opener. He played in the Chargers Invitational each of the past two years to raise money for the Chargers Community Foundation. In addition to golf, Allen taught himself how to play the piano from YouTube videos after he was motivated to learn from seeing his friend perform.

third quarter by getting behind CB Trevon Diggs and adjusting his body to the pass along the right sideline...**at Kansas City (Sept. 26):** Registered 50 receiving yards and his first TD grab of the season on eight catches (6.3 avg.)... In the second quarter, elevated over CB L'Jarius Sneed to high-point a six-yard pass to help set up the team's second score of the day...Kept a scoring drive alive on the first play of the fourth quarter, converting a fourth-and-four by beating CB Mike Hughes on an angle-route from the left slot for a nine-yard gain...Kept the game-winning drive alive in the fourth quarter by beating CB DeAndre Baker on a slant-route to move the chains on third-and-two...**vs. Las Vegas (Oct. 4):** Made his seventh career start on *Monday Night Football*, totaling seven receptions for 36 yards (5.1 avg.)...Eclipsed 650 career receptions in the 104th game of his career, tying Antonio Brown and WR Julio Jones as the fastest to do so in NFL history...**vs. Cleveland (Oct. 10):** Registered 75 receiving yards on six catches (12.5 avg.), including one that went for 37 yards to convert a third-and-five in the fourth quarter to keep a TD drive alive...On the play, ran a corner-route against the coverage of CB Troy Hill, getting both feet down along the right sideline to put the offense in Cleveland territory...**at Baltimore (Oct. 17):** Hauled in five passes on the day for 50 yards (10.0 avg.)...**vs. New England (Oct. 31):** Led the team with six catches for 77 yards (12.8 avg.) and a TD...Beat DB J.C. Jackson on a corner-route along the right side for a 41-yard gain to put the offense in the red zone on the team's opening drive...Settled at the goal line in the second quarter on a drag-route to catch the five-yard TD...**at Philadelphia (Nov. 7):** Led the Bolts with 104 receiving yards on 12 receptions (8.7 avg.), good for his 30th career 100-yard game...The performance marked his ninth of 12-plus catches and 100-plus yards, passing Hall of Fame WR Marvin Harrison and WR Wes Welker for the most in NFL history...Made a diving catch across the middle for a 17-yard gain on the team's opening drive...Beat CB Avonte Maddox off the line of scrimmage in the third quarter on a slant-route before breaking a tackle to post a 16-yard reception...**vs. Minnesota (Nov. 14):** Eclipsed 8,000 career receiving yards by hauling in eight passes for 98 yards (12.3 avg.)... Extended a scoring drive in the fourth quarter by beating the coverage of CB Mackensie Alexander on a deep crossing route to bring in a 26-yard

COMMUNITY

FRONT OFFICE

ALLEN

DRAFT PICKS  
& FREE AGENTS

2022 IN  
REVIEW

RECORDS  
& HISTORY

GENERAL  
INFORMATION

pass on third-and-three...**vs. Pittsburgh (Nov. 21):** Made his fifth career start on *Sunday Night Football*, recording nine receptions for 112 yards (12.4 avg.)...Extended his franchise-record-tying streak of games with at least eight catches to three consecutive contests...The 112 receiving yards marked his 31st career 100-yard game...In the second quarter, hauled in a pass along the left sideline for an 18-yard gain, CB Cameron Sutton...Converted a third-and-13 early in the third quarter by running a skinny-post from the right slot, getting behind the coverage of Sutton for a 30-yard gain...**at Denver (Nov. 28):** Recorded 85 receiving yards on seven catches (12.1 avg.), eclipsing 700 career receptions in game No. 111 to tie Antonio Brown as the fastest to reach that mark in NFL history...Converted a third-and-15 in the second quarter by running a flag-route and getting behind the coverage of CB Kyle Fuller for a 24-yard gain...Again beat the coverage of Fuller on a deep out-route on third-and-seven, catching the pass along the sideline for an 18-yard gain to keep a TD drive alive at the end of the first half...**at Cincinnati (Dec. 5):** Hauled in five passes for 34 yards (6.8 avg.) and two TDs, reaching the line to gain for a first down or score on each of his five catches...Posted both TD catches in the first quarter, becoming the first Bolts player with multiple TD grabs in a first quarter since 2012...On a fourth-and-goal on the opening drive, beat CB Chidohe Awuzie on a slant-route from the right slot and hauled in a bullet from Justin Herbert for a four-yard TD...Ran a seam-route and was wide open in the end zone for a seven-yard TD late in the first quarter...Ran a Philly Special play on a two-point try in the second quarter, taking a pitch from RB Austin Ekeler and throwing a pass to Herbert for a successful conversion...**vs. Kansas City (Dec. 16):** Made his sixth career start on *Thursday Night Football*...Returned to action to lead the team with six receptions for 78 yards (13.0 avg.) and a TD...Caught three passes on third down, including his eight-yard TD...Eclipsed 1,000 yards on the season, giving him five 1,000-yard campaigns in his career...Made his first catch of the day on third down on a third-and-two in the second quarter, beating DeAndre Baker on a slant-route to gain 15 yards and set the team up at first-and-goal from the five-yard line...In the fourth quarter, ran pre-snap from the right side of the formation to the left, running a wheel-route at the snap to beat Baker and haul in a perfectly placed pass for a 29-yard gain...**at Houston (Dec. 26):** Hauled in four passes for 35 yards (8.8 avg.)...Reached 96 receptions on the year, giving him five-straight seasons with 95-plus catches — good for the second-longest streak in NFL history...Kept the team's first TD drive alive by gaining 15 yards on a shallow crossing-route on third-and-10 in the second quarter...**vs. Denver (Jan. 2):** Registered four receptions for 44 yards (11.0 avg.) and a TD...The first catch gave him 500 over the last five seasons, making him the 10th player in history to reach that mark in any five-year span...Reached 100 receptions on the season...On the TD, beat the coverage of CB Nate Hairston on a

smash-route for the eight-yard score...**at Las Vegas (Jan. 9):** Hauled in six catches for 52 yards (8.7 avg.), bringing him to a team-record 106 receptions on the year...Moved the chains on three of his catches, including one on third down...Beat CB Casey Hayward Jr., on a crossing-route late in the fourth quarter to convert a fourth-and-10...Kept the same drive alive by beating CB Nate Hobbs on a corner-route to move the chains on third-and-10.

**2020:** Selected to his fourth Pro Bowl, becoming the ninth Chargers draft pick to be named an all-star four times with the team... Appeared in 14 games with 13 starts, missing one due to a hamstring injury and another on Reserve/COVID-19...Finished with 100 receptions for 992 yards (9.9 avg.) and tied a career high with eight TDs...The 100 catches gave him three of the four 100-reception seasons in Chargers history...Ended the season with 624 catches in 100 career games, setting the record for the most receptions through the first 100 games of a career in NFL history... Eclipsed 600 receptions in his 96th career game, tying WR Antonio Brown as the fastest player to do so in league annals...Set the team's single-game receptions record with 16 catches in the Week 11 win against the New York Jets... The performance made him the only player in history with six games of 13-plus catches and just the fifth player ever to have multiple games of 15 or more receptions...Posted four games with 100-plus receiving yards on the season, giving him 27 for his career to rank No. 2 in team history...Grabbed double-digit passes three times to have 13 such performances for his career, extending his record for the most in Chargers history...Led the NFL on third down with 33 receptions and six TDs, including a league-best 28 catches on third down to move the chains...Since the start of the 2017 season, his third down numbers of 118 receptions for 1,578 yards lead the NFL over that span...**Awards:** Pro Bowl Selection (Fourth)...**at Cincinnati (Sept. 13):** Registered 37 receiving yards on four catches (9.3 avg.)...Moved the chains on third down a couple of times — running a button-hook in the first quarter for 10 yards and another button-hook in the fourth quarter for a six-yard gain to keep the game-tying drive alive...**vs. Kansas City (Sept. 20):** Caught seven passes for 96 yards (13.7 avg.), including two on third down with both moving the chains to extend drives...Took his first pass from QB Justin Herbert on a screen-pass to the left for 14 yards in the first quarter behind a block from WR Mike Williams...Ran a deep crossing-route to bring in a lofted pass from Herbert behind the coverage of S Tyrann Mathieu and CB L'Jarius Sneed for 25 yards...**vs. Carolina (Sept. 27):** Posted his first 100-yard performance of the season, totaling 13 catches for 132 yards (10.2 avg.) and a TD...The game marked his first of the season with 10-plus receptions and the score was his first of the year...Moved the chains on a season-high eight of his receptions, including three times on third down...Hauled in the 14-yard TD over LB Shaq

Thompson in the fourth quarter, getting both feet in the back of the end zone to pull the team within five points...**at Tampa Bay (Oct. 4):** Posted eight catches for 62 yards (7.8 avg.)... Made an acrobatic catch along the right sideline over CB Carlton Davis III in the third quarter, getting both feet down for a nine-yard gain...**at New Orleans (Oct. 12):** Made his fifth career start on *Monday Night Football*...Hauled in two passes for 29 yards (14.5 avg.), including a 17-yard TD on third down...The score extended his streak of *MNF* games with a TD catch to three consecutive...On the score, ran a crossing route from the left side of the formation and hauled in the pass in front of S Marcus Williams...The catch had a completion probability of 27.7 percent, the third-lowest probability in the NFL on a TD pass for Week 5...Exited the game early with a back injury...**vs. Jacksonville (Oct. 25):** Posted 10 catches for 125 yards (12.5 avg.), marking his second game of the year with 100 receiving yards and his second with double-digit receptions...Caught three passes on third down, moving the chains each time...Ran a fade-route from the left slot in the first quarter, elevating to high-point the pass from Justin Herbert over the coverage of CB C.J. Henderson for a 26-yard gain...Had one of his third-down catches in the third quarter, beating Henderson on a post-route on third-and-eight...**at Denver (Nov. 1):** Hauled in nine passes for 67 yards (7.4 avg.) and a TD, kick-starting a five-game streak with a scoring grab...On third down, caught four passes for 27 yards and the nine-yard TD...On the score, ran up the middle seam and hauled in the pass between the coverage of ILB Josey Jewell and S Justin Simmons...**vs. Las Vegas (Nov. 8):** Registered his third 100-yard game of the season, finishing with 103 receiving yards and a 27-yard TD on nine receptions (11.4 avg.)...Ran a dig-route from the left slot to beat the coverage of CB Trayvon Mullen on third-and-three for a 16-yard gain early in the first quarter...Caught the TD on a post-route from the left slot, shedding coverage to get wide open in the end zone for...**at Miami (Nov. 15):** Caught three passes for 39 yards (13.0 avg.) and a TD...In the third quarter, took a screen pass an utilized blocks from Mike Williams and T Sam Tevi to gain 15 yards...Ran a shallow crossing-route in the fourth quarter to haul in a 13-yard TD on third-and-10 in the fourth quarter to pull the team within one score...**vs. N.Y. Jets (Nov. 22):** Set the franchise single-game receptions record with 16 catches for 145 yards (9.1 avg.) and a TD...Eclipsed 600 career catches in the 96th game of his career, tying WR Antonio Brown for the fastest player in NFL history to reach 600 career receptions...The performance marked his sixth with 13-plus catches, giving him the most such games in NFL history...It also made him the fifth player ever to post multiple games of 15 or

more receptions in a career...Scored the 13-yard TD in the third quarter, quickly adjusting to a back-shoulder throw from Justin Herbert in the back of the end zone with CB Lamar Jackson in tight coverage...Made an acrobatic catch midway through the second quarter on a corner-route to bring in a 21-yard reception...Later in the quarter, ran a pivot-route from the left side of the formation to shake the coverage of Jackson and hauled in a pass for 10 yards to move the chains on third-and-10...**at Buffalo (Nov. 29):** Posted his fifth consecutive game with a TD catch, tying for the longest streak of his career and the third-longest in Chargers history...Finished with four catches for 40 yards (10.0 avg.) and a TD...Ran a button-hook in the first quarter, bringing in the five-yard TD from Justin Herbert between the coverage of CB Tre'Davious White and LB Tremaine Edmunds...The score was his sixth of the season on third down, tying for the most by an AFC receiver in a season since Cincinnati WR A.J. Green in 2017...Caught a two-point conversion pass from Herbert in the second half on a corner-route, beating CB Taron Johnson on the play...Late in the third quarter, high-pointed a pass over S Micah Hyde on a skinny-post and held on for a 15-yard gain despite an unnecessary roughness penalty by S Jordan Poyer...**vs. New England (Dec. 6):** Saw his five-game scoring streak come to an end...Finished with five catches for 48 yards (9.6 avg.)...**vs. Atlanta (Dec. 13):** Hauled in a 10-yard TD for his eighth score of the season, tying his single-season career high...Totaled nine receptions for 52 yards (5.8 avg.)...On the score, ran a deep-out route and kept both feet in-bounds in the front right corner of the end zone with CB A.J. Terrell trailing in coverage...The game marked No. 99 and the nine catches brought him to 623 for his career, setting the record for most receptions by any player in NFL history through the first 100 games of a career...The nine receptions also brought him to 99 on the year, extending his streak of seasons with 95-plus catches to four to tie for the second-longest such streak in NFL history...Converted all four catches on third down to extend drives...**at Las Vegas (Dec. 17):** Appeared in the 100th game of his career, registering a 17-yard catch in limited action due to a hamstring injury...The reception gave him 624 catches in his career, setting the mark for the most in the first 100 games of a career in NFL history...Reached 100 receptions on the year, becoming the 13th player in NFL history with three or more 100-catch campaigns...On the play, ran a pivot route from the right side to beat the coverage of Trayvon Mullen and move the chains on third-and-six to keep the team's opening TD drive alive...**vs. Denver (Dec. 27):** Inactive (hamstring).



**2019:** Selected to his third Pro Bowl...Named All-AFC (WR) by the *Professional Football Writers of America*...Started all 16 games at WR, posting a single-season team record 104 receptions for 1,199 yards (11.5 avg.) and six TDs...Extended his streak of seasons with 1,000-plus yards to three straight, tying for the second-longest streak in team annals...Added three rushing attempts for 16 yards (5.3 avg.)...Had 34 catches and 452 yards through four games to set a franchise record for the most through the first four games of a season...Registered eight-plus catches in each of the first three games of the season, becoming the 12th player in NFL history to do so...Set a single-game career high with 183 receiving yards in the Week 3 game against Houston...Coupled with RB Austin Ekeler this year, became the second-ever set of Chargers teammates to each have 80-plus catches in the same season and the first set to each have 90-plus...With Ekeler and WR Mike Williams, became the first trio of teammates to each have 900-plus receiving yards in the same season since New England accomplished the feat in 2014...With Williams, the pair became the first Chargers teammates to each have 1,000-plus receiving yards in the same season since 2009...Posted two 100-yard performances, giving him 23 for his career to tie for third all-time in team annals...Moved to No. 5 in team annals with 524 receptions, passing Hall of Fame WR Lance Alworth (493)...Became the seventh Charger to eclipse 6,000 receiving yards, passing WR Wes Chandler (6,132), WR Anthony Miller (5,582) and WR Malcolm Floyd (5,550) for No. 7 in Chargers history...Moved into a tie for No. 10 in team annals with 34 receiving TDs...Was the third player to reach 3,000 receiving yards since the start of the 2017 season, joining Atlanta WR Julio Jones and Houston WR DeAndre Hopkins...**Awards:** Pro Bowl Selection (Third)...*Professional Football Writers of America* All-AFC (WR)...*Pro Football Journal* First-Team All-AFC (WR)...**vs. Indianapolis (Sept. 8):** Hauled in eight passes for 123 yards (15.4 avg.) and a TD, giving him 22 career 100-yard performances to rank No. 5 in Chargers history...Early in the second quarter, worked his way from right to left on a deep crossing route from the slot for a 27-yard reception...Later that drive, fought off CB Rock Ya-Sin down the left sideline to haul in a 28-yard TD in the front of the end zone...In the fourth quarter, ran a slant-route from the left slot for a 21-yard catch-and-run...Kicked off overtime on the first play with an 18-yard gain after settling between three defenders on a skinny-post...**at Detroit (Sept. 15):** Recorded eight receptions for the second-straight game, finishing with 98 receiving yards (12.3 avg.)...Moved the chains on seven of his catches...Ran a corner-route in the third quarter from the left slot, beating CB Darius Slay off the line for a 23-yard gain down the left sideline...**vs. Houston (Sept. 22):** Posted a single-game career-high 183 receiving yards and two TDs on 13 catches (14.1 avg.) along with a three-yard rush attempt...The game marked his third-straight game with at least eight receptions to start the season, becoming the 12th player all-time to do so...Eclipsed 30 career TD catches,

becoming the 12th-ever Charger to do so...The 100-yard performance was his second of the season and gave him 23 for his career, good to tie WR Gary Garrison and Hall of Fame WR Charlie Joiner for No. 3 in team annals...Ended the game with 29 catches for 404 yards (13.9 avg.) and three TDs on the season, a league high for the year to that point in receptions and receiving yards...The 29 catches tied his own mark from 2015 for the most receptions through the first three games of a season in Chargers history...On his first score, ran an out-route from the left side of the formation to beat the coverage of CB Johnathan Joseph and catch the TD in the front left corner of the end zone...For his second score, ran a drag-route from left-to-right along the formation, juking past S Justin Reid at the six-yard line to score a 12-yard TD...In the third quarter, ran a deep out-route along the right side on third-and-15, catching the ball 18 yards down the field before breaking a tackle attempt by Joseph to turn in a 31-yard gain...Posted a 34-yard reception in the fourth quarter, running a comeback-route on the left and catching the ball in tight coverage by Joseph, again breaking his tackle to advance the ball...**at Miami (Sept. 29):** Hauled in five passes for 48 yards (9.6 avg.)...Finished the game with 34 receptions and 452 yards on the season, setting all-time team marks in each category through the first four games of a season...Became the third player to eclipse 3,000 receiving yards since the beginning of the 2017 season, joining Julio Jones and DeAndre Hopkins...**vs. Denver (Oct. 6):** Posted four catches for 18 yards (4.5 avg.)...**vs. Pittsburgh (Oct. 13):** Registered a pair of receptions for 33 yards (16.5 avg.), moving the chains on both catches...**at Tennessee (Oct. 20):** Caught four passes for 61 yards (15.3 avg.), registering first downs on each reception...**at Chicago (Oct. 27):** Posted 53 receiving yards on seven catches (7.6 avg.)...Ran a crossing-route from the left in the third quarter, getting behind underneath zone of LB Danny Trevathan and in front of deep zone coverage of DB Ha Ha Clinton-Dix for a 17-yard gain on third-and-eight...**vs. Green Bay (Nov. 3):** Hauled in three passes for 40 yards (13.3 avg.)...**at Oakland (Nov. 7):** Registered eight receptions for 68 yards (8.5 avg.) and had an 18-yard carry...Eclipsed 100 career rushing yards...On his carry, took the jet-sweep handoff to the right behind bulling blocks from TEs Virgil Green and Lance Kendricks...Had a downfield block on a 25-yard carry by RB Melvin Gordon III in the third quarter...**vs. Kansas City (Estadio Azteca, Nov. 18):** Caught eight passes for 71 yards (8.9 avg.) and a TD, his second career score against the Chiefs...Eclipsed 6,000 career receiving yards, becoming the seventh Charger in history to do so...On his receiving score, lined up in the close slot, turning to catch the pass on a curl-route at the one-yard line before turning outside to break the plane...**at Denver (Dec. 1):** Recorded six receptions for 68 yards (11.3 avg.), including a 36-yard TD...Moved past Lance Alworth (493) for No. 5 in team annals for receptions...Had a crossing-route from the right of the formation, catching the pass wide open and leaping over S Will Parks at the goal line for the 36-yard score...

**at Jacksonville (Dec. 8):** Became the fifth Charger in history to reach 500 receptions with the team and moved to No. 6 on the team's all-time receiving yards list past Wes Chandler... Caught five passes for 83 yards (16.6 avg.)...Had a key block on LB Donald Payne on Ekeler's 84-yard TD catch-and-run...Blocked S Jarrod Wilson to help Ekeler register a 35-yard carry in the first half...**vs. Minnesota (Dec. 15):** Eclipsed 1,000 yards on the season, tying for the second-longest streak in team history by extending his to three-straight years...Posted nine receptions for 99 yards (11.0 avg.)...Reached 90 catches on the year, recording the fifth 90-catch season in Chargers history...Ran a corner-route to the right in the second quarter, muscling through the coverage of CB Mackensie Alexander for a 19-yard reception on third-and-seven...**vs. Oakland (Dec. 22):** Posted five receptions for 71 yards (14.2 avg.), bringing his season total to 95 catches, good for the fourth-best single-season output in team annals...Joined Austin Ekeler as the second-ever set of Chargers teammates to each have 80-plus catches in the same season... Along with Ekeler and Mike Williams, became the first trio of NFL teammates to have 900-plus receiving yards in the same year since the Patriots accomplished the feat in 2014...**at Kansas City (Dec. 29):** With nine catches for 82 yards (9.1 avg.) and a TD, broke his own team record (previously 102) for single-season receptions, finishing the year with 104 catches... The TD catch tied him with Malcolm Floyd for No. 10 in team annals...With Austin Ekeler, was part of the first duo of Chargers teammates to each have 90-plus catches in the same season... Became part of the first Chargers teammates since 2009 to each have 1,000-plus receiving yards in the same year, doing so with Mike Williams...Ran a deep out-route from the left slot in the first quarter on third-and-10 to beat the coverage of CB Kendall Fuller and get both feet in for a 12-yard TD...Later in the opening quarter, ran a quick out-route on third-and-four, causing Fuller to fall due to his cut, moving the chains with a 10-yard gain on his 100th reception of the season...**vs. NFC (2020 Pro Bowl, Jan. 26):** Started at WR for the third-straight year for the AFC...Finished with four catches for 50 yards (12.5 avg.)...In the first quarter, had a 24-yard catch-and-run on second-and-six on the second offensive play of the game for the AFC...Later in the drive, ran a comeback-route on the left sideline on third-and-six for an 11-yard gain, beating the coverage of CB Dariusz Slay.

**2018:** Selected to his second Pro Bowl... Appeared in 16 games with 14 starts at WR, posting 97 catches for 1,196 yards (12.3 avg.) and six TDs...Became the first Charger to post back-to-back 1,000-yard receiving seasons since WR Vincent Jackson in 2008-09...Set a team record with a 65-game multi-catch streak...Registered three 100-yard contests to reach 21 for his career, moving into a tie with TE Antonio Gates for the fifth-most in Chargers history...Brought his career receiving yardage total to 5,206, moving past Jackson (4,754) and WR Tony

Martin (4,184) for No. 9 in career receiving yards in team history...Moved to sixth in Chargers history in career receptions with 420, passing WR Gary Garrison (404) RB Ronnie Harmon (377), WR Anthony Miller (374) and Wes Chandler (373)...Increased his career total to 28 TD catches, passing WR Don Norton for 12th in team annals...With 14 receptions for 148 yards (10.6 avg.) and a TD against Pittsburgh, recorded his fourth game since the start of 2017 with 10-plus catches, 100-plus receiving yards and a TD, tying for the most over that span...Set a career-long streak with five-straight games with a TD catch...Caught a two-point conversion... Added nine carries for 75 yards (8.3 avg.)... Appeared in both playoff games with a start at WR, recording six receptions for 112 yards (18.7 avg.) and a TD...Added a two-point conversion in the AFC Divisional...**Awards:** Pro Bowl Selection (Second)...Pro Football Focus Second-Team All-Pro (WR)...**vs. Kansas City (Sept. 9):** Started at WR, finishing with 108 receiving yards and a TD on eight catches (13.5 avg.)...It marked the 19th 100-yard game of his career, moving into a tie with Anthony Miller for the seventh-most 100-yard performances in team annals... The performance was his second career 100-yard game in Week 1 (166 yards on Sept. 13, 2015 vs. Detroit)...The eight catches gave him 53-straight games with multiple catches, breaking a tie with Hall of Fame TE Kellen Winslow for the longest multi-catch streak in team history...Motioned from right-to-left on third-and-two in the fourth quarter before shaking off CB Orlando Scandrick with a double-move at the line of scrimmage to catch the arching pass from QB Philip Rivers in the front, right corner of the end zone for a 20-yard TD...In the first quarter, provided downfield blocking with TE Virgil Green to spring WR Travis Benjamin free for a 19-yard rush...**at Buffalo (Sept. 16):** Opened the game at WR...Registered 67 receiving yards on six catches (11.2 avg.), increasing his career total to 4,185 to pass Tony Martin (4,184) for No. 10 in team history... Recovered an onside kick attempt at the end of the game and returned it 25 yards...**at Los Angeles Rams (Sept. 23):** Posted three catches for 44 yards (14.7 avg.), starting at WR...Hauled in a pass for 25 yards on third-and-17 in the first quarter down the left sideline with CB Sam Shields and S Lamarus Joyner in coverage... Made a block on a first quarter run by RB Melvin Gordon III that went for 20 yards...Provided downfield blocking in the fourth quarter for WR Tyrell Williams to run for 14 yards on the first carry of his career...**vs. San Francisco (Sept. 30):** Hauled in seven passes for 63 yards (9.0 avg.), starting at WR...In the first quarter, ran a deep out-route with CB Ahkello Witherspoon in coverage, hauling in the pass from Philip Rivers for an 18-yard gain...Provided a key block in the fourth quarter for Melvin Gordon to run off tackle to the left for a 34-yard gain to the San Francisco four-yard line...**vs. Oakland (Oct. 7):** Started at WR, tying a season-high with eight receptions for 90 yards (11.3 avg.)...Blocked S Marcus Gilchrist downfield on RB Austin Ekeler's

44-yard TD catch-and-run...Recovered an inside kick by the Raiders in the fourth quarter...**at Cleveland (Oct. 14):** Appeared in the 60th game of his career, opening the game at WR...Recorded four catches for 62 yards (15.5 avg.)...Set single-game career highs in carries (four) and rushing yards (41) for a 10.3 yards-per-carry average...Provided a key block on Melvin Gordon's third rushing TD of the game...**vs. Tennessee (Wembley Stadium, Oct. 21):** Hauled in five catches for 72 yards (14.4 avg.) after starting at WR...Over a three-play span in the first quarter, corralled a pair of passes for 41 yards to sustain the team's second scoring drive...In the fourth quarter, moved the chains on third-and-four with a diving seven-yard catch despite tight coverage of CB Logan Ryan that was upheld after a Tennessee challenge...Recovered an inside kick on his lone special teams play...**at Seattle (Nov. 4):** Started as the lone WR for the Bolts, finishing with 124 receiving yards on six catches (20.7 avg.), including a career-long 54-yard grab...Ran a deep route on the play, pulling a double-move to get separation from CB Shaquil Griffin before juking past S Tedric Thompson after hauling in the pass...The 124 yards were good for his 20th career 100-yard receiving game to tie with Wes Chandler for the sixth-most in Chargers history...Added two carries for 28 yards (14.0 avg.)...On the team's first offensive play, took a jet-sweep to the right for a career-long gain of 28 yards behind a key block from TE Sean Culkin on the edge...Provided a block on CB Tre Flowers on a 16-yard rush by Austin Ekeler...**at Oakland (Nov. 11):** Opened the game as the team's lone starting WR...Hauled in his second TD catch of the season and 57 yards on six receptions (9.5 avg.)...His six catches brought him to eighth in team history with 376 to pass Anthony Miller (374) and Wes Chandler (373)...On the TD catch, ran a corner-route and dragged his feet in the front right corner of the end zone with CB Daryl Worley in coverage for an 11-yard score...Provided a downfield block on DE Jacquies Smith to help Melvin Gordon score on his career-long 66-yard TD catch-and-run...**vs. Denver (Nov. 18):** Registered nine receptions for 89 yards (9.9 avg.) and a TD, pushing him up the Chargers record books to seventh in career receptions (passing Ronnie Harmon) and receiving yards (passing Vincent Jackson)...On the team's opening drive, beat CB Chris Harris Jr., on a post-route for a 27-yard gain on third-and-six...Beat Harris again on a shallow crossing route before sneaking to the back of the end zone on a four-yard TD from Philip Rivers late in the first half...Provided a downfield block on Harris to help Austin Ekeler gain 17 yards on a reverse run...Started at WR...**vs. Arizona (Nov. 25):** Hauled in seven passes for 72 yards (10.3 avg.) and a TD, with the score giving Philip Rivers 25-straight completions to tie an NFL record...Corralled the record-setting four-yard TD by keeping both feet in-bounds along the right sideline with S Tre Boston in tight coverage...Set up a TD pass to WR Mike Williams at the end of the first half by running a corner-route to beat Boston to the left for a 20-yard gain on third-and-two, getting both feet down

before going out of bounds with 13 seconds left...Blocked CB Leonard Johnson to help spring RB Justin Jackson free for a 19-yard rush in the third quarter...**at Pittsburgh (Dec. 2):** Started at WR...Registered 14 catches for 148 yards (10.6 avg.) and a TD, tying the second-most single-game catches for his career (Oct. 18, 2015 at Green Bay)...Recorded his 21st career 100-yard performance, tying Antonio Gates for the fifth-most in team annals...Combined with three performances last season, posted his fourth game with 10-plus catches, 100-plus receiving yards and a TD since the start of 2017, tying for the most over that span...Moved up team record books into sole possession of sixth in career catches past Gary Garrison (404) and tied Don Norton for 12th in TD receptions (27)...Showed immense concentration on his TD catch, corraling a ball that was batted in the air by Pittsburgh defenders for a 10-yard score...On his first reception, ran a slant-route out of the slot to beat LB L.J. Fort for an 18-yard catch-and-run...In the third quarter, caught a pass in the left flat on third-and-two, moving the chains after breaking a tackle attempt by S Sean Davis for a 21-yard gain...**vs. Cincinnati (Dec. 9):** Started at WR...Posted 78 receiving yards and a TD on five catches (15.6 avg.), marking his fifth-straight game with a TD catch to extend a career-long streak...On the score, beat the coverage of CB Darqueze Dennard on a sluggo-route to haul in the 14-yard TD...Eclipsed 1,000 yards on the season, becoming the first Charger since Vincent Jackson (2008-09) to do so in back-to-back campaigns...The TD catch was the 28th of his career and broke a tie with Don Norton for sole possession of No. 12 in Chargers history...**at Kansas City (Dec. 13):** Opened the game at WR and saw time on 17 offensive snaps before departing with a hip injury...Blocked S Ron Parker for RB Justin Jackson to post a nine-yard carry in the first quarter...Saw his team-record streak of 65 games with multiple receptions come to an end...**vs. Baltimore (Dec. 22):** Came off the bench to record five catches for 58 yards (11.6 avg.)...**at Denver (Dec. 30):** Started at WR, catching four passes for 64 yards (16.0 avg.)...Ran a deep crossing-route from the left side of the formation to bring in a 21-yard gain to the Denver one-yard line in the third quarter despite defensive holding by CB Bradley Roby...**at Baltimore (AFC Wild Card, Jan. 6):** Started at WR, finishing with four receptions for 37 yards (9.3 avg.)...Elevated along the left sideline in the second quarter to haul in a 17-yard pass on third-and-six despite tight coverage by CB Jimmy Smith...**at New England (AFC Divisional, Jan. 13):** Posted two catches for 75 yards (37.5 avg.), including a 43-yard TD reception in the first quarter...On the score, ran a post-route down the right sideline, getting behind CB Stephon Gilmore by faking a post-pattern midway along his route...Hauled in his second reception in the fourth quarter between two defenders on third-and-four, controlling the perfectly placed pass for a 32-yard gain to the one-yard line...Caught a successful two-point conversion in the fourth quarter...**vs. NFC (2019 Pro Bowl, Jan. 27):** Started at WR, the second-straight season to start for the AFC...Part of the first trio (DE Melvin

Ingram III and S Derwin James) of Chargers to participate and start in the Pro Bowl since 2007...Led all players with 95 receiving yards on four catches (23.8 avg.), including a 50-yard reception from QB Patrick Mahomes...On the play, ran a deep post-route from the right side of the formation to catch the pass behind LB Leighton Vander Esch and advance the ball to the NFC 24-yard line...Late in the half, ran a curl-route down the left sideline and broke tackles of CB Kyle Fuller and S Harrison Smith for a 22-yard gain...Posted a solo tackle on defense.

**2017:** Selected to his first Pro Bowl...Named Comeback Player of the Year by *The Associated Press*, the *Professional Football Writers of America* and *Sporting News*...Started 15 of 16 games, setting career highs with 102 receptions and 1,393 receiving yards (13.7 avg.)...Posted six TD catches on the year...Added an INT at the end of the first half at the Jets, becoming the first player in NFL history to record 90-plus catches and an INT in the same season...Also became the third player in league annals to have 1,000-plus receiving yards and an INT in the same season, joining Hall of Fame WRs Don Hutson (1942) and Randy Moss (2009)...The 102 catches were the most in team annals in a single season, and the 1,393 receiving yards ranked second in a single season in Chargers history...Ranked in the top five in the NFL in receiving yards (third) and receptions (fourth)...Posted seven 100-yard games, including four straight from Weeks 11-14 and five out of the last seven games...Over the last seven weeks of the season, led the league with 62 catches and 845 receiving yards while tying for third with five TD catches...Became the first player in NFL history to post three-consecutive games with 10-plus receptions, 100-plus receiving yards and at least one TD catch when he did so in Weeks 11-13...His seven 100-yard performances brought his career total in the regular season to 18, good for eighth in Chargers history...Moved into sole possession of 10th in team history in career receptions with 323, passing WR Malcom Floyd (321)...Registered the 22nd TD catch of his career, good for 13th in team history...Led the league with 36 third down receptions (most in a single season in Chargers history since the stat began being tracked in 1991), including a league-high 30 that converted for a first down (most in a single season in Chargers history and tied for fourth in a single season in NFL history since the stat started being tracked in 1994)...Led the league with 34.5 receiving yards-per-game on third down...Added two carries for nine yards (4.5 avg.)...**Awards:** Pro Bowl Selection (First)...*The Associated Press* Comeback Player of the Year...*Professional Football Writers of America* Comeback Player of the Year...*Sporting News* Comeback Player of the Year...Pro Football Focus Second-Team All-Pro (WR)...Pro Football Journal Second-Team All-Pro (WR)...PFJ Second-Team All-AFC (WR)...ProFootballTalk Comeback Player of the Year...**at Denver (Sept. 11):** Returned from a knee injury that kept him out of 15 games in 2016 to start at WR...Hauled in five passes for 35 yards (7.0 avg.) and a TD, the 17th of his career...Caught the five-yard TD in the

middle of the end zone with just over eight minutes to play...**vs. Miami (Sept. 17):** Started at WR and posted 100 yards on a team-high nine receptions (11.1 avg.), his first 100-yard game of the season and the 12th of his career...**vs. Kansas City (Sept. 24):** Started 40th game of his career at WR and appeared in 61 plays on offense, posting 61 yards on five catches (12.2 avg.)...**vs. Philadelphia (Oct. 1):** Started at WR, registering his second 100-yard game of the season...Totalled 138 yards on five receptions (27.6 avg.), including a 50-yard catch midway through the fourth quarter...At the time, it was the third-most receiving yards in a single game in his career and the first time he registered more than 115 yards on fewer than eight receptions...It was the 13th 100-yard performance of his career and the first to come on less than six receptions...It marked the fifth game of his career with 130-plus yards...Made the 50-yard grab on third down on a deep dig-route, hauling in a 15-yard pass and adding 35 yards after the catch to put the Chargers on the Philadelphia 11-yard line...**at New York Giants (Oct. 8):** Started at WR, hauling in a team-high 67 receiving yards on four receptions (16.8 avg.)...Surpassed 3,000 career receiving yards, becoming the 16th Charger to reach that threshold...Marked the 22nd game of his career with 60-plus receiving yards...**at Oakland (Oct. 15):** Registered 45 yards on five receptions (9.0 avg.) after starting at WR...Hauled in his 14th and 15th third down catches to move the chains on the season, with both coming on the team's first scoring drive...On the first conversion, separated himself from zone coverage on a dig-route for a 28-yard catch-and-run...Tallied a 12-yard catch on third-and-nine for the second conversion...Provided downfield blocks on two 10-plus yard runs by RB Melvin Gordon...**vs. Denver (Oct. 22):** Saw action in the 45th game of his career, starting at WR...Totalled three receptions for 41 yards (13.7 avg.)...On third-and-seven in the second quarter, ran a corner-route to beat the coverage of CB Bradley Roby for a 19-yard gain to the Denver one-yard line, setting up a TD pass from QB Philip Rivers to RB Austin Ekeler on the following play...**at New England (Oct. 29):** Started the 45th game of his career at WR, playing 52 offensive snaps...Posted four catches for 61 yards (15.3 avg.), bringing his career total to 261 receptions to pass TE Freddie Jones (260) for sole possession of 13th in team history...Hauled in a 16-yard catch on the first play from scrimmage on a deep out-route...In the third quarter, caught an 18-yard pass along the left sideline on third-and-three to convert for a first down, his 17th reception to move the sticks on third down of the year...**at Jacksonville (Nov. 12):** Opened the game at WR...Finished with four catches for 48 yards (12.0 avg.)...Hauled in a 17-yard third down conversion in the second quarter on a dig-route...It marked his 21st catch on third down of the season and 18th that moved the chains...In the fourth quarter, registered the first carry of his career on an end-around for a five-yard gain...**vs. Buffalo (Nov. 19):** Started at WR, finishing with 12 catches for 159 yards (13.3 avg.) and two TDs to mark his 14th career 100-yard game and third of the season...The two scores tied a career high...Early



in second quarter, caught a back-shoulder fade from Philip Rivers along right sideline in end zone for a 21-yard TD, sealing off CB Leonard Johnson to make the catch...At the time, his 159 yards were his second-most receiving yards in a single game while his 12 catches were the third-most of his career...In the second quarter, passed WR Vincent Jackson (273) for No. 12 on the team's career receptions list, finishing the game with 277 for his career...Later in the second quarter, hauled in a quick pass in the left flat before diving forward for a two-yard score...Late in second quarter, ran a post-route from the left side of the formation for a 29-yard gain into the red zone en route to a rushing TD by Melvin Gordon...Hauled in three receptions on third down, converting all for a first down...The three third down receptions gave him 90 for his career, passing Malcom Floyd for fifth-most in Chargers history since it started being tracked in 1991...Made one of his third down catches in the third quarter on a skinny-post before juking past S Jordan Poyer for a 15-yard gain...Added the second rushing attempt of his career, netting a three-yard gain...**at Dallas (Nov. 23):** Registered his second 100-yard receiving game in as many weeks and fourth of the season, notching the first back-to-back 100-yard performances of his career since Weeks 12 and 13 of the 2014 season...It also marked the first back-to-back performances with 10-plus receptions of his career...Finished with a career-high 172 receiving yards and a TD on 11 catches (15.6 avg.)...It marked the 15th 100-yard game of his career...Increased his career receiving yards to 3,544, passing WR John Jefferson (3,431) and WR Don Norton (3,486) for 14th in career receiving yards in team history...Registered the 20th TD catch of his career, tying TE Jacque MacKinnon for 15th in team history...On the score, ran an out-route in the fourth quarter, shaking off tackles by S Jeff Heath and CB Orlando Scandrick before turning upfield and juking by S Xavier Woods and CB Anthony Brown for a 42-yard TD...Made big plays throughout the day, breaking a tackle attempt by LB Anthony Hitchens on a dig-route for 14 yards...In the first quarter, came down with a jump-ball on a go-route over CB Jourdan Lewis...Hauled in five catches on third down, converting three for a first down, including an 18-yard gain on a post-route in the fourth quarter when matched up with Brown...Started at WR...**vs. Cleveland (Dec. 3):** Appeared in the 50th game of his career, starting at WR...With 10 catches for 105 yards (10.5 avg.) and a TD, became the first player in NFL history to record three-consecutive games with 10-plus receptions, 100-plus receiving yards and at least one TD catch...It marked the first three-game stretch of his career with 10-plus catches or 100-plus receiving yards...It was his fifth 100-yard performance on the season and the 16th in his career...With his first catch, moved into sole possession of 11th in career receptions in franchise annals, breaking a tie with WR Tony Martin (288)...In the third quarter, surpassed 1,000 yards on the season for the second time in his career on a 26-yard gain on fourth down...On the play, lined up split to the right side and ran a sluggo-route before catching a jump ball over

CB Jason McCourty despite illegal contact... Three plays later on third-and-goal, ran a seam-route from the slot to haul in a TD catch...The score was his fifth of the season and 21st of his career, which moved him into a tie with TE Will Frazier and TE Dave Kocourek for 13th in team history...The score also marked Philip Rivers' 335th career TD pass, putting him in sole possession of seventh in league annals to break a tie with New York Giants QB Eli Manning... Later in the third quarter, made his 77th catch of the season, tying his single-season career high set in 2014...**vs. Washington (Dec. 10):** Registered his fourth-straight 100-yard receiving game and sixth of the season, finishing with 111 yards on six catches (18.5 avg.)...It marked career game No. 17 with 100-plus receiving yards...The four-consecutive 100-yard performances tied for the second-longest streak in team history...Early in the first quarter, ran an out-route from the left slot for a six-yard reception, setting a new career high for catches in a season...Later in the opening quarter, hauled in a 21-yard gain down the left sideline on a go-route to advance the ball to the Washington eight-yard line, setting a career high for receiving yards in a season in the process... Posted a career-long 51-yard catch in the third quarter on a flea flicker, beating the defense deep on a go-route down the right sideline before being tripped up at the Washington one-yard line...**at Kansas City (Dec. 16):** Started at WR, marking the 50th start of his career...Played 47 snaps on offense before exiting with a back injury...Totaled 54 receiving yards on five catches (10.8 avg.)...Saw his four-game streak of 100-plus receiving yards come to an end... Moved to 11th in single-season receiving yards in Chargers history, ending the game with 1,197... Finished the game with 88 catches on the year, moving into a tie with Hall of Fame TE Kellen Winslow (1981, '83) for the fifth-most in a single season in team annals...Ran a deep out-route from the left slot in the third quarter for a 16-yard gain on third-and-10 for a first down...**at New York Jets (Dec. 24):** Started at WR, posting five catches for 63 yards (12.6 avg.)...Added an INT on the final play of the first half, becoming the first player in NFL history to record 90-plus catches and an INT in the same season...Also became the third player in league annals to have 1,000-plus receiving yards and an INT in the same season, joining Don Hutson (1942) and Randy Moss (2009)...Brought his season total to 1,260 receiving yards, surpassing WR Wes Chandler (1,999 in 1985), Hall of Fame WR Lance Alworth (1,205 in 1963), Tony Martin (1,224 in 1989), Alworth (1,235 in 1964) and WR Anthony Miller (1,252 in 1989) for the sixth-most single-season receiving yards in Chargers history...The five receptions brought him to 93 for the season, good for No. 2 in a single season in team annals, passing Kellen Winslow (88 in 1981 and '83), Winslow (89 in 1980), TE Antonio Gates (89 in 2005) and Martin (90 in 1995)...**vs. Oakland (Dec. 31):** Registered nine catches for 133 yards (14.8 avg.) and a TD after starting at WR...It marked his seventh 100-yard performance of the season and 18th in his career...Added a TD in the second quarter on a miscellaneous fumble

return...On the play, caught a fumble by Melvin Gordon out of the air and advanced the ball 27 yards for the score...Ran a fade-route to the back right corner of the end zone to bring in a six-yard TD catch over CB TJ Carrie at the end of the first half...The score marked his 22nd TD catch of his career, moving him into sole possession of 13th in Chargers history...On the first play of the third quarter, ran a shallow crossing-route with a double-move to get separation from LB NaVorro Bowman before hauling in the pass and juking by S Shalom Luani for a 23-yard gain...His nine catches brought his season total to 102, passing Hall of Fame RB LaDainian Tomlinson (100 in 2003) for the most in a season in Chargers history...It also brought his career catches to 323 to move past Malcom Floyd (321) for 10th in team annals...The 133 yards increased his season total to 1,393 to rank No. 2 in team history for a single season, passing Kellen Winslow (1,290 in 1980), Lance Alworth (1,312 in 1968), John Jefferson (1,340 in 1980) and Alworth (1,383 in 1966)...Moved ahead of RB Ronnie Harmon (3,928) and Tomlinson (3,955) with 4,010 career receiving yards for 11th in Chargers history...**vs. NFC (2018 Pro Bowl, Jan. 28):** Started at WR, becoming the first Chargers WR to start a Pro Bowl since Tony Martin did so for the AFC in the 1997 Pro Bowl...Hauled in two passes for 18 yards (9.0 avg.), including a 12-yard grab in the first quarter to keep a scoring drive alive on third-and-seven.

**2016:** Returned from a kidney injury that kept him out the final eight games of 2015 to post 63 receiving yards on six catches (10.5 avg.) in the first half of the season opener before suffering a season-ending knee injury...Placed on Reserve/Injured on Sept. 12...**Awards:** Ed Block Courage Award...**vs. Kansas City (Sept. 11):** Started at WR and hauled in six passes for 63 yards (10.5 avg.) in the first half before suffering a season-ending knee injury.

**2015:** Hauled in 67 passes for 725 yards (10.8 avg.) and four TDs in eight starts, playing only in the first eight contests before suffering a season-ending kidney injury...His 67 receptions tied for the third-most in NFL history midway through a season...Became the first player in NFL history with 12-plus catches in three of a team's first six games in a season (Week 1 vs. Detroit, Week 3 at Minnesota and Week 6 at Green Bay)...Tied Hall of Fame TE Kellen Winslow's (Oct. 7, 1984) team-record 15 catches against Detroit in the season opener...Placed on Reserve/Injured on Nov. 3...**Awards:** Chargers Offensive Player of the Year...**vs. Detroit (Sept. 13):** Posted 15 catches for a then-career-high 166 yards (11.1 avg.), the most by any player on NFL Kickoff Weekend since the 1970 NFL-AFL merger...His 15 receptions tied Kellen Winslow (Oct. 7, 1984) for the most single-game catches in team annals and the 11th-most in league history...Helped the team overcome an 18-point deficit to win...Hauled in a 15-yard catch on third-and-10 early in the fourth quarter to keep the go-ahead TD drive alive...Later on the same drive, corralled a 20-yard pass on third-and-19

to get to the Detroit 22-yard line...**at Minnesota (Sept. 27):** Tied a career high with two TDs while posting 133 yards on 12 catches (11.1 avg.)...**vs. Cleveland (Oct. 4):** With four catches for 72 yards (18.0 avg.) and a TD, brought his season receptions total to 33, tying TE Antonio Gates (2007) for the most through the first four games of a season in team history...**at Green Bay (Oct. 18):** Caught 14 passes on 15 targets for 157 yards (11.2 avg.), including six receptions in the first quarter and 11 in the first half...Suffered a hip injury in the second half and did not return...**at Baltimore (Nov. 1):** Caught five passes for 35 yards (7.0 avg.) and a TD...Suffered a season-ending kidney injury on the 13-yard TD catch...Hauled in catches on the TD drive to convert third-and-three and third-and-five situations.

**2014:** Started in all 14 games that he played in, setting a then-career-high with 77 catches that went for 783 yards (10.2 avg.) and four TDs...**vs. Jacksonville (Sept. 28):** Hauled in 10 passes for a season-high 135 yards (13.5 avg.)...**at Oakland (Oct. 12):** Set up the game-winning drive with a career-long 29-yard punt return as the Chargers punched it in for a TD six plays later...**at Denver (Oct. 23):** Led the team with nine catches for 73 yards (8.1 avg.) and his first TD of the season...**vs. St. Louis (Nov. 23):** Hauled in the game-winning TD and a team-high 104 yards on six catches (17.3 avg.)...**at Baltimore (Nov. 30):** Registered a team-high 11 receptions for 121 yards (11.0 avg.) and a season-high two TDs in a one-point victory...Targeted a season-high 15 times...His second TD was a 23-yard score late in the fourth quarter to bring the Chargers within three points...On the game-winning series, hauled in three catches for 33 yards...**vs. Denver (Dec. 14):** Suffered an ankle injury in the second quarter...Returned to action in the third quarter, but left shortly after and did not return...Also suffered a shoulder injury...Finished with 18 yards on three catches (6.0 avg.)...**at San Francisco (Dec. 20):** Inactive (ankle, shoulder).

**2013:** Named Offensive Rookie of the Year by the *Professional Football Writers of America*...Earned *PFWA* All-Rookie (WR) honors...Recognized as Rookie of the Year by *Sporting News*...Named Pepsi Next Rookie of the Year in a fan vote...Voted by fans as the Pepsi Next Rookie of the Week for his efforts in a Week 6 win against the Colts: Nine catches for 107 yards (11.9 avg.) and a TD...Recognized by fans a second time as the Pepsi Next Rookie of the Week for posting a season-high 124 yards on nine catches (13.8 avg.) in a three-point victory over Kansas City in Week 12...Voted by fans to his third Pepsi Next Rookie of the Week during a Week 15 win over Denver: Registered a pair of TD catches, one that went for 19 yards and one that went for 10 yards...Capped off the regular season in a Week 17 overtime victory against the Chiefs by receiving his fourth Pepsi Next Rookie of the Week award in a vote by fans, posting 89 yards on five catches (17.8 avg.)...Appeared in 15 games with 14 starts...Posted 71 catches for 1,046 yards (14.7 avg.) and eight TDs...Registered five 100-yard performances,



setting a team rookie record...His 71 catches were the most by a rookie in Chargers history, passing Hall of Fame RB LaDainian Tomlinson's 59 in 2001...Became just the fifth rookie since 2000 to post a 1,000-yard season...Late in the season, posted five TD catches in three games, tying the most by a Chargers WR in a three-game stretch since 1996...Twice posted back-to-back 100-yard performances, a feat that hadn't been accomplished by a Chargers rookie since WR Don Norton did so in 1960...Started both playoff contests, registering eight catches for 163 yards (20.4 avg.) and two TDs...Entered the postseason record books with a 142-yard, two-TD performance in the AFC Divisional, marking the first two-TD catch playoff game by a Charger since Hall of Fame TE Kellen Winslow (Jan. 9, 1983) did so in an AFC Wild Card victory over at Pittsburgh...The 142 yards tied Philadelphia TE Keith Jackson (1988) for the second-most by a rookie in a playoff game in league history...

**Awards:** *Professional Football Writers of America* Offensive Rookie of the Year...*PFWA* All-Rookie (WR)...*Sporting News* Rookie of the Year...Pepsi Next Rookie of the Year...Pepsi Next Rookie of the Week (Weeks 6, 12, 15 and 17)...*Sports Illustrated* Offensive Rookie of the Year...CBSsports.com Offensive Rookie of the Year...**at Philadelphia (Sept. 15):** Appeared in the first NFL game of his career, posting his first two receptions for 34 yards (17.0 avg.)...Both catches moved the chains on scoring drives, with the first going for 18 yards on third-and-11 and the second good for 16 on third-and-seven...**at Tennessee (Sept. 22):** Started the first game of his career at WR...**vs. Dallas (Sept. 29):** Posted five catches for 80 yards (16.0 avg.) after opening at WR...Sustained the first scoring drive of the game with a 31-yard reception on third-and-eight...**at Oakland (Oct. 6):** Started at WR, hauling in the first TD of his career and registered his first 100-yard game (155 yards and a TD on six catches)...**vs. Indianapolis (Oct. 14):** Voted by fans as the Pepsi Next Rookie of the Week...Set a season-high with nine catches for 107 yards (11.9 avg.) and the second TD catch of his career...The 107 yards marked his second-straight 100-yard performance, becoming just the second Chargers rookie with back-to-back 100-yard receiving games, joining Don Norton (1960)...**at Washington (Nov. 3):** Started at WR, posting a season-high 128 yards and a TD on eight catches (16.0 avg.)...The game marked his third 100-yard performance of the season...Contributed on game-tying field goal drive that sent the game to overtime by hauling in a 22-yard pass on fourth-and-two...**at Kansas City (Nov. 24):** Named Pepsi Next Rookie of the Week for the second time following a fan vote...Started at WR and led all players with nine receptions for 124 yards (13.8 avg.) with eight catches and 104 yards coming in the first half...Set a team rookie record with his fourth 100-yard game of the season...**vs. Cincinnati (Dec. 1):** Posted his fifth 100-yard game of the season and his second in as many weeks, marking two back-to-back

100-yard performances during the season...Finished with game highs in catches (eight) and receiving yards (106) for a 13.3 yards-per-reception average...**vs. New York Giants (Dec. 8):** With 59 yards and two TDs on three catches (19.7 avg.), registered the first multi-TD game of his career...Both TD catches (43 and four yards, respectively) came on third down plays helping the team jump to a 24-point lead...Brought his season total to 61 receptions, passing LaDainian Tomlinson (59 in 2001) for the most by a rookie in Chargers history...**at Denver (Dec. 12):** Voted by fans as the Pepsi Next Rookie of the Week for the third time...Started at WR and posted TD catches of 19 and 10 yards on third down in the second quarter...**vs. Oakland (Dec. 22):** Hauled in three passes for 26 yards (8.7 avg.) and a TD after opening the game at WR...The four-yard TD catch in the third quarter broke a 10-10 tie and proved to be the game-winning score in the 26-13 victory...It marked his fifth TD catch in three games, tying the most by a Chargers WR in a three-game stretch since 1996...**vs. Kansas City (Dec. 29):** Capped off the regular season by winning the fan vote for his fourth Pepsi Next Rookie of the Week...Led the team with 89 yards on five catches (17.8 avg.)...Brought his season total to 1,046 receiving yards, good for No. 1 on the team and setting a Chargers rookie record...Eclipsed the 1,000-yard mark on a 38-yard catch to set up the game-tying field goal late in the fourth quarter...**at Cincinnati (AFC Wild Card, Jan. 5):** Started at WR in the first postseason game of his career...Registered two catches for 21 yards (10.5 avg.) with both receptions extending scoring drives on third down...**at Denver (AFC Divisional, Jan. 12):** Tied a team postseason record with two TDs and posted the second-most receiving yards in Chargers playoff history (142) on six catches (23.7 avg.)...The TD catches each went for 16 yards in the fourth quarter...Set up his second score with a 49-yard catch-and-run on fourth-and-five...It marked the first two-TD catch playoff game by a Charger since Kellen Winslow (Jan. 9, 1983) did so in an AFC Wild Card victory at Pittsburgh...The 142 yards tied Keith Jackson (1988) for the second-most by a rookie in a playoff game in league history.

**COLLEGE:** Played three seasons (2010-12) at California, hauling in a school-record 205 passes for 2,570 yards (12.5 avg.) and 17 TDs...Added 30 carries for 230 yards (7.7 avg.) and two TDs...Returned 21 punts for 252 yards (12.0 avg.), including one that went for a TD...Honorable mention All-Pacific-12 as a junior...Earned third-team All-America, first-team All-Pac-12 and Bear Backers MVP honors as a sophomore in 2011...Recognized as second-team All-Pacific-10 as a freshman...Named Pac-10 Special Teams Player of the Week vs. Arizona State as a freshman...Received the College Football Performer of the Week four times in his career, including three as a WR and one as a punt returner.

**PERSONAL:** Given name Keenan Alexander Allen...Nickname is 'Slayer'...Born in Greensboro, N.C. ...Has three daughters – Kamari, Kaliyah and Ka'Oir – and a son, Kado...Half-brother, Zach Maynard, threw passes to him in college at California...Maynard transferred to Cal from the University of Buffalo, and the pair combined for the longest pass play in school annals at the time, a 90-yard score in 2011 against the Washington Huskies...Close friends with Detroit WR Marvin Jones Jr., who hosted him on a recruiting trip to California before becoming college teammates... Taught himself to play the piano using YouTube videos and has considered a career in the music industry...Taught himself how to golf when recovering from a torn ACL in the 2016 season opener...Was featured in a public service announcement, 'Dance Like a Dad,' through the U.S. Department of Health and Human Services to inspire and support fathers to play an active role in the lives of their children...Co-hosted a two-day football camp at Ramstein Air Base in Ramstein, Germany, spending time with Active Duty Troops...Hosted a youth football camp at his alma mater, North Guilford High...Sponsors an AAU basketball team with the nickname 'Slayers,' like his own moniker...Appeared on season nine of The Masked Singer, lasting longer than any NFL player in the history of the show, as he was eliminated in the fourth-to-last episode...In 2016, teamed up with the Boys &

Girls Club to introduce the program 'Catches for Kids,' where supporters can pledge donations for each catch made in-season...Participates in Community Corner, where he purchases season tickets and donates them to local youth and nonprofit organizations...Majority stakeholder of Zen Enterprises...Earned a degree in African-American studies from California...**High School:** Graduated from North Guilford High in Greensboro, N.C., after spending his first two prep seasons across town at Grimsley High... Earned All-America honors from *USA Today* as a senior and led the school to a 3A Mid-State Conference Title...Recognized as an All-State selection as a junior...Played alongside Maynard his freshman and sophomore years...Lettered four years in football and two in track & field.

## CAREER TRANSACTIONS

- 2013** Selected by San Diego Chargers in the third round (76th overall) of NFL Draft, April 26... Signed rookie contract, May 13.
- 2015** Placed on Reserve/Injured (kidney), Nov. 3.
- 2016** Signed contract extension, June 15...Placed on Reserve/Injured (knee), Sept. 12.
- 2020** Signed contract extension, Sept. 5...Placed on Reserve/COVID-19, Dec. 31.
- 2021** Activated from Reserve/COVID-19, Jan. 7...Placed on Reserve/COVID-19, Dec. 6... Activated from Reserve/COVID-19, Dec. 14.

## KEENAN ALLEN NFL STATISTICS

Year	Team	GP	GS	– Receiving –					– Rushing –					Scrimmage	
				No.	Yds	Avg.	Lg	TD	Att	Yds	Avg.	Lg	TD	Yards	
2013	San Diego	15	14	71	1,046	14.7	43t	8	0	0	–	–	0	1,046	
2014	San Diego	14	14	77	783	10.2	35	4	0	0	–	–	0	783	
2015	San Diego	8	8	67	725	10.8	38	4	0	0	–	–	0	725	
2016	San Diego	1	1	6	63	10.5	15	0	0	0	–	–	0	63	
2017	Los Angeles Chargers	16	15	102	1,393	13.7	51	6	2	9	4.5	6	0	1,402	
2018	Los Angeles Chargers	16	14	97	1,196	12.3	54	6	9	75	8.3	28	0	1,271	
2019	Los Angeles Chargers	16	16	104	1,199	11.5	45	6	3	16	5.3	18	0	1,215	
2020	Los Angeles Chargers	14	13	100	992	9.9	28	8	1	-1	-1.0	-1	0	991	
2021	Los Angeles Chargers	16	16	106	1,138	10.7	42	6	0	0	–	–	0	1,138	
2022	Los Angeles Chargers	10	10	66	752	11.4	46	4	1	8	8.0	8	0	760	
<b>NFL Totals</b>		<b>126</b>	<b>121</b>	<b>796</b>	<b>9,287</b>	<b>11.7</b>	<b>54</b>	<b>52</b>	<b>16</b>	<b>107</b>	<b>6.7</b>	<b>28</b>	<b>0</b>	<b>9,394</b>	

Year	Team	No.	Yds	Avg.	Lg	TD	– Kickoff Returns –				– Punt Returns –				– All-Purpose –	
							No.	FC	Yds	Avg.	Lg	TD	No.	FC	Yds	Avg.
2013	San Diego	0	0	–	–	0	15	13	125	8.3	28	0	1,171			
2014	San Diego	0	0	–	–	0	11	11	99	9.0	29	0	882			
2015	San Diego	0	0	–	–	0	3	4	5	1.7	5	0	730			
2016	San Diego	0	0	–	–	0	0	0	0	–	–	0	63			
2017	Los Angeles Chargers	0	0	–	–	0	0	0	0	–	–	0	1,461			
2018	Los Angeles Chargers	1	25	25.0	25	0	1	1	0	0.0	0	0	1,277			
2019	Los Angeles Chargers	0	0	–	–	0	0	0	0	–	–	0	1,215			
2020	Los Angeles Chargers	0	0	–	–	0	0	0	0	–	–	0	991			
2021	Los Angeles Chargers	0	0	–	–	0	0	0	0	–	–	0	1,138			
2022	Los Angeles Chargers	0	0	–	–	0	0	0	0	–	–	0	1,138			
<b>NFL Totals</b>		<b>1</b>	<b>25</b>	<b>25.0</b>	<b>25</b>	<b>0</b>	<b>30</b>	<b>29</b>	<b>229</b>	<b>7.6</b>	<b>29</b>	<b>0</b>	<b>8,863</b>			

Year	Team	GP	GS	– Receiving –					– Rushing –					Scrimmage	
				No.	Yds	Avg.	Lg	TD	Att	Yds	Avg.	Lg	TD	Yards	
2013	San Diego	2	2	8	163	20.4	49	2	0	0	–	–	0	163	
2018	Los Angeles Chargers	2	1	6	112	18.7	43t	1	0	0	–	–	0	112	
2022	Los Angeles Chargers	1	1	6	61	10.2	23	0	0	0	–	–	0	61	
<b>Postseason Totals</b>		<b>5</b>	<b>4</b>	<b>20</b>	<b>36</b>	<b>16.8</b>	<b>49</b>	<b>3</b>	<b>0</b>	<b>0</b>	<b>–</b>	<b>–</b>	<b>0</b>	<b>336</b>	

Year	Team	No.	Yds	Avg.	Lg	TD	– Kickoff Returns –				– Punt Returns –				– All-Purpose –	
							No.	FC	Yds	Avg.	Lg	TD	No.	FC	Yds	Avg.
2013	San Diego	0	0	–	–	0	0	2	0	–	–	0	163			
2018	Los Angeles Chargers	0	0	–	–	0	0	0	0	–	–	0	112			
2022	Los Angeles Chargers	0	0	–	–	0	0	0	0	–	–	0	61			
<b>Postseason Totals</b>		<b>0</b>	<b>0</b>	<b>–</b>	<b>–</b>	<b>0</b>	<b>0</b>	<b>2</b>	<b>0</b>	<b>–</b>	<b>–</b>	<b>0</b>	<b>336</b>			

# JOEY BOSA ⚡ 97

**OUTSIDE LINEBACKER | OHIO STATE**

6-5 | 280 lbs | FORT LAUDERDALE, FLA.

ACQUIRED: DRAFT 1 — 2016

EXPERIENCE: 8TH NFL SEASON

8TH YEAR WITH CHARGERS



## CAREER HIGHLIGHTS

- ▶ Ranks No. 4 all-time on the team's career sacks list (since 1982) with 60.5 sacks, surpassing 60 for his career in the 2022 regular-season finale at Denver.
- ▶ Eclipsed 50 career sacks in his 67th regular-season game played, becoming the fastest Charger to reach 50 sacks in history.
- ▶ Registered 19 sacks in the first 20 games of his career, topping LB Aldon Smith (18.5) for the most in a player's first 20 career games in NFL history.
- ▶ Leads the NFL over the last two seasons with eight strip-sacks, including a league-leading seven in 2021 to tie for the most in a single season since 2010.
- ▶ With nine career strip-sacks on third down, leads all NFL players since he entered the league in 2016.
- ▶ Posted at least 10 sacks in three of his first four seasons, trailing only DE Dwight Freeney, Hall of Fame LB Derrick Thomas and Hall of Fame DE Reggie White (all did so in each of their first four seasons).
- ▶ In 2016, became the first Chargers rookie since LB Shawne Merriman in 2005 (10.0 sacks) and just fifth in team history since 1982 to record double-digit sacks, joining Merriman, DE Chris Mims (1992), DE Burt Grossman (1989) and DE Leslie O'Neal (1986).
- ▶ Closed out his rookie season with at least a half-sack in each of the team's final six games, the longest stretch by a Charger since 2001.

## HONORS AND AWARDS

- 2021:** 2022 NFL Pro Bowl Selection (Fourth)
- 2020:** 2021 NFL Pro Bowl Selection (Third)  
Professional Football Writers of America All-AFC (DE)  
Sporting News All-Pro (DE)
- 2019:** 2020 NFL Pro Bowl Selection (Second)  
PFWA All-AFC (DE)  
Sporting News All-Pro (DE)  
AFC Defensive Player of the Week (Week 8 at Chicago)
- 2017:** 2018 NFL Pro Bowl Selection (First)  
PFWA All-AFC (DE)
- 2016:** The Associated Press  
Defensive Rookie of the Year  
PFWA Defensive Rookie of the Year  
PFWA All-Rookie (DL)  
Chargers Co-Lineman of the Year  
NFL Defensive Rookie of the Month (October)  
NFL Defensive Rookie of the Month (December)  
Pepsi Rookie of the Week (Week 7 at Atlanta)

**2022:** Appeared in five regular-season games played, making four starts...Totaled 10 tackles (eight solo), 2.5 sacks, two tackles for loss and forced a fumble...Tallied a solo stop in the team's postseason contest...After starting each of the first three games, was placed on Reserve/Injured following Week 3, returning to the lineup in advance of the Week 17 win against the Rams... In the season-opening win, totaled 1.5 sacks (12.5 yards) in the second half to take his sack total to 59.5 career sacks through 76 career starts and 80 career appearances...Added a forced fumble to log his first of the season and eighth strip-sack since the beginning of 2021...In the regular-season finale at Denver, dropped QB Russell Wilson for a loss of 10 yards, surpassing 60 career sacks...**vs. Las Vegas (Sept. 11):** Secured 1.5 sacks to take his career total of QB Derek Carr to 7.5, the most of any QB he has taken down...In the third quarter, on a double-reverse pass attempt by the Raiders, trapped WR Davante Adams who was attempting to pass and brought Adams down for a solo sack...In the fourth quarter, partnered with DL Morgan Fox to split a drop of Carr, jarring loose the ball and securing his first strip-sack of the season...Finished the game with three tackles (two solo) in the season-opening win, helping the defensive unit total six sacks and three takeaways...**at Kansas City (Sept. 15):** Totaled three tackles (two solo), including one tackle for loss...Corralled WR Mecole Hardman on an end around on the game's opening drive for a four-yard loss...**vs. Jacksonville (Sept. 25):** Stopped RB Travis Etienne in the first quarter before sustaining an injury...**vs. L.A. Rams (Jan. 1):** Returned to the lineup and totaled two solo tackles in his first game back from injury... Contributed to a defense that allowed just 111 net passing yards, the second-fewest in a single game for the Bolts in 2022...**at Denver (Jan. 8):** Capped the regular season with a sack of Russell Wilson for a 10-yard loss in the second quarter...With the sack, reached 60 sacks over his career...**at Jacksonville (AFC Wild Card, Jan. 14):** Started at OLB, tallying a solo stop and a quarterback hit... Aided a defense that did not allow a single third-down conversion in the first half, the first defense to do so in a playoff game since at least 2000, and held the Jaguars to a franchise playoff-record third-down percentage (20.0 pct.).

**2021:** Selected to his fourth Pro Bowl...Started 16 games at OLB, totaling 51 tackles (36 solo), 10.5 sacks, 20 QB hits, five tackles for loss and forced seven fumbles...The 10.5 sacks brought him to 58.0 for his career, becoming the fourth Charger to reach 50 sacks since it became an official stat in 1982...Led the NFL with seven strip-sacks on the year, tying for the third most in a season in the last 20 years...The seven forced fumbles were the second-most in the NFL in 2021...Reached 50 sacks in career game No. 67, faster than any Charger in history...**Awards:** Pro Bowl Selection (Fourth)...**at Washington (Sept. 12):** Posted four tackles (three solo) and a two-yard strip-sack...It marked his first career sack of QB Ryan Fitzpatrick...Shed a block attempt by TE Ricky Seals-Jones in the second quarter to get into the backfield and team up with DL Inval Joseph to stop RB Antonio Gibson for a

one-yard loss...Two plays later, beat the block of T Samuel Cosmi on third-and-11 to hit Fitzpatrick and force a fumble on the strip-sack...**vs. Dallas (Sept. 19):** Registered three tackles (two solo) while appearing on 51 defensive snaps...**at Kansas City (Sept. 26):** Posted three tackles (one solo), a half-sack and two QB hits...The sack brought him to 49.0 for his career...Beat OL Trey Smith on a swim-move in the second quarter to team with LB Drue Tranquill and bring down QB Patrick Mahomes for an eight-yard loss on third-and-six...**vs. Las Vegas (Oct. 4):** Reached 50 career sacks on a nine-yard strip-sack...Eclipsed 50 sacks in 67 career games, faster than any Charger in history...Registered two QB hits...On the sack, beat the block of T Alex Leatherwood to the outside and knocked the ball out of the hand of QB Derek Carr for the strip-sack...**vs. Cleveland (Oct. 10):** Posted three tackles (one solo) on the day...**at Baltimore (Oct. 17):** Set a season-high with five solo tackles on the day, including a nine-yard sack...On the first-down play, powered through G/C Patrick Mekari to bring down QB Lamar Jackson...Finished the game with two QB hits and two tackles for loss...**vs. New England (Oct. 31):** Registered two solo tackles...**at Philadelphia (Nov. 7):** Recorded a seven-yard sack as part of his three-tackle performance (two solo)...On the play, powered T/G Jack Driscoll back into the pocket, causing QB Jalen Hurts to trip before bringing him down for the seven-yard loss...Added a pair of QB hits and a tackle for loss...In the first quarter, dragged down Hurts on third down to force an Eagles punt from inside the five-yard line...Came on a blitz untouched in the third quarter, laying a clean hit on Hurts as the pass was thrown to force an incompleteness...**vs. Minnesota (Nov. 14):** Posted four tackles (three solo), a seven-yard sack, a forced fumble and a QB hit...The seven-yard strip-sack was his third of the season...On the play, beat the block of T Brian O'Neill to hit QB Kirk Cousins and knock the ball free to force a turnover...**vs. Pittsburgh (Nov. 21):** Made his third career start on *Sunday Night Football*, all of which have come against the Steelers...Posted four tackles (three solo), three QB hits, a tackle for loss and an 11-yard sack...Extended his streak of games with a sack to three consecutive...On the play, quickly got by T Joe Haeg and dropped QB Ben Roethlisberger for the 11-yard loss to set up third-and-29...**at Denver (Nov. 28):** Posted his fourth-consecutive game with a sack, stripping the ball from QB Drew Lock for his fourth strip-sack of the year...Finished with four tackles (three solo)...On the strip-sack, ran a stunt with DL Jerry Tillery to hit QB Drew Lock as he stepped up in the pocket and knock the ball free...**at Cincinnati (Dec. 5):** Posted a solo tackle before departing with a head injury and did not return...Saw his four-game sack streak come to an end...**vs. N.Y. Giants (Dec. 12):** Registered four QB hits and had an eight-yard strip-sack... On the sack, blew past the outside of T Nate Solder to hit QB Mike Glennon and knock the ball free, forcing a turnover on fourth-and-nine...**vs. Kansas City (Dec. 16):** Appeared in the fifth *Thursday Night Football* game of his career... Registered his sixth strip-sack of the season, finishing with five tackles (three solo) and the



sack...On the play, powered past OL Lucan Niang to knock the ball free from Patrick Mahomes to force a turnover...**vs. Denver (Jan. 2):** Set a single-season high with six tackles (three solo) and a tackle for loss...Chased down Drew Lock after a Philly Special play on fourth-and-goal to stop him shy of the end zone and force a turnover on downs...Stuffed RB Melvin Gordon III for a four-yard loss after beating the block of TE Noah Fant...**at Las Vegas (Jan. 9):** Registered a 10-yard strip-sack to force a turnover...Finished the day with two solo tackles...In the second quarter, beat the blocks of RB Jalen Richard and T Brandon Parker to force Derek Carr up in the pocket to be sacked by DL Justin Jones...Registered the strip-sack in the fourth quarter, pushing Parker back and knocking the ball out of Carr's hands to force a punt with just over two minutes remaining in regulation.

**2020:** Selected to his third Pro Bowl, joining Hall of Fame LB Junior Seau (four) and LB Shawne Merriman (three) as the only Chargers defenders to be named an all-star three or more times in the first five seasons of a career...For the second-straight season, was named All-AFC (DE) by the *Professional Football Writers of America* and All-Pro (DE) by *Sporting News*...Saw action in 12 games with 10 starts, totaling 39 tackles (29 solo)...Added 7.5 sacks, 15 tackles for loss and 27 QB hits...Opened the season with a three-game sack streak, the first time over his first three games played of a season for his career...Finished the season with 47.5 career sacks, good for No. 5 on the team's all-time sacks list since it became an official stat in 1982, passing Hall of Fame LB Junior Seau (47.0)...**Awards:** Pro Bowl Selection (Third)...*Professional Football Writers of America* All-AFC (DE)...*Sporting News* All-Pro (DE)...**at Cincinnati (Sept. 13):** Recorded five solo stops, including a three-yard sack and two tackles for loss...Added three QB hits...Started the game at DE, seeing action on 47 defensive snaps and one on special teams...Posted the three-yard sack in the second quarter after beating T Bobby Hart to the outside and forcing QB Joe Burrow to step up in the pocket before bringing down the rookie QB from behind...Contained RB Joe Mixon on a running play in the fourth quarter for a one-yard loss on second-and-nine...Provided pressure in the first quarter after beating T Jonah Williams, leading to a sack by DT Jerry Tillery...**vs. Kansas City (Sept. 20):** Registered four tackles (two solo) and a 13-yard sack on the day...Posted a pair of QB hits...Forced an incomplete pass on second-and-seven in the second quarter, forcing Mahomes to throw the ball away after making the QB retreat deep into the backfield...Powered past T Mitchell Schwartz in the third quarter to spin Mahomes down for the 13-yard sack...Opened the game at DE, playing 57 snaps on defense and two on special teams...**vs. Carolina (Sept. 27):** Posted his third consecutive game with a sack, the first three-game sack streak to start a season for his career...On the sack, powered through the

## BEYOND THE BOLT



*A strong supporter of funding for research to find a cure for pediatric cancer, Bosa penned an article to Sports Illustrated about the cleats he wore for the NFL's My Cause, My Cleats initiative in 2017. The cleats he donned for the Dec. 3 home game against the Browns were designed by Sean, a friend that Bosa made when visiting the MD Anderson Cancer Center in Houston while playing for Ohio State. They were designed gold, the color for pediatric cancer, and on the side, they said, 'Children Deserve #MoreThan4.' Sean had opened Bosa's eyes about how only four percent of all money raised for cancer research goes to pediatric cancer, inspiring the slogan on the cleats. Bosa made those cleats flash on the highlight reels that week — leading the team with seven solo tackles, three tackles for loss and a strip-sack in the fourth quarter to force a turnover.*

*Over the past three seasons, Bosa participated with patients and their families from the Pediatric Cancer Research Foundation for Halloween at Hoag Performance Center. Players were placed at stations along a trick-or-treat trail throughout the facility, interacting with the children and their families as they passed by. The night also included a photo booth, arts & crafts, spooky snacks and a family-friendly movie.*

*Bosa hosted Caleb Jones-Moreno, a patient at Children's Hospital Los Angeles at Hoag Performance Center in December 2019, playing a game of Madden with Caleb and presenting the 11-year old with two tickets to Super Bowl LIV. The two initially met when Bosa was doing a hospital visit in September.*

*In the 2019 offseason, Bosa appeared as an extra in the final season of 'Game of Thrones.' He flew to Belfast, Northern Ireland, to film. "It was a lot of work and time. It was freezing cold in Belfast in the middle of the night," Bosa said. "I love the writers. Thanks for having me out there."*

*Bosa's family has long been part of the NFL. He and his brother, Nick — who was selected second overall by San Francisco in the 2019 NFL Draft — are the newest members of the family to put on shoulder pads at the professional level. Their cousin, Jake Kumerow, entered the league in 2015 and is currently on the Green Bay roster. Joey and Nick's father, John, was taken No. 16 overall in 1987 by Miami. Eric Kumerow is John Bosa's brother-in-law and Jake's father. He was a first-round pick of the Dolphins one year after John. Joey and Nick's grandfather, Palmer Pyle Jr., played at Michigan State before being drafted by the Baltimore Colts. Their great-uncle, Mike, was a center for Chicago for nine seasons.*

block of T Trent Scott to bring down QB Teddy Bridgewater for the eight-yard loss...Started at DE and saw time on 50 of 51 defensive snaps... Totaled a pair of solo tackles, both as tackles for loss, and the eight-yard sack...**at Tampa Bay (Oct. 4):** Saw his three-game sack streak come to an end...Participated on 62 defensive plays after starting at DE, finishing with a solo stop and a pair of QB hits...**at New Orleans (Oct. 12):** Entered the game with triceps, knee and ankle injuries and was limited to 28 snaps on defense...Posted a five-yard sack, two QB hits and a tackle for loss...Early in the fourth quarter, spun to the inside to beat the block of T Ryan Ramczyk and drop QB Drew Brees for the five-yard loss...**vs. Jacksonville (Oct. 25):** Returned to start at DE and played 47 defensive snaps... Registered a half-sack and three tackles (two solo)...Midway through the first quarter, pushed back OL Jawaan Taylor and wrap up the legs of QB Gardner Minshew II to pair with DE Uchenna Nwosu on the four-yard sack...Powered through two blockers later in the half to drop RB James Robinson for a two-yard loss on fourth-and-one to force a turnover on downs...**at Denver (Nov. 1):** Appeared on 30 defensive plays and one on special teams after starting at DE before exiting with a concussion...Finished with two tackles (one solo), a tackle for loss and two QB hits... Beat the blocks of T Garrett Bolles and TE Nick Vannett in the first quarter to drop RB Melvin Gordon III for a one-yard loss...**vs. Las Vegas (Nov. 8):** Inactive (concussion)...**vs. N.Y. Jets (Nov. 22):** Returned to action after missing two games with a concussion...Assisted on a pair of tackles and posted a career-high five QB hits... The five QB hits led all NFL players for Week 11... Worked to the outside of T George Fant early in the second quarter to hit QB Joe Flacco while throwing to force an incomplete pass...Started at DE and played 54 snaps on defense...**at Buffalo (Nov. 29):** Recorded a single-game career-high three sacks and posted a season high with nine tackles (eight solo), six tackles for loss, five QB hits, a pass defended and recovered a fumble... Moved to sole possession of fifth on the team's all-time sacks list with 47.5 for his career, passing Junior Seau (47.0) and DE Raylee Johnson (46.0)...Became the second player to register three sacks, five tackles for loss, five QB hits and recover a fumble since tackles for loss became a stat in 2008...The game marked the 60th of his career...Again led the NFL for Week 12 by tying his career high with five QB hits...In the first quarter, blew by C Mitch Morse to drop QB Josh Allen for a four-yard loss on a designed QB run...Later on the same drive, powered through blocks of T Dion Dawkins and G Jon Feliciano to bring down Allen for a three-yard sack... Beat Dawkins on an inside move to hit Allen and force an incomplete pass, nearly getting to him for a sack...Dropped QB Matt Barkley on his only snap on the game for a seven-yard sack after sprinting by OL Daryl Williams...Again went around the outside of Williams in the third quarter to bring down Allen for another seven-yard sack, nearly stripping the ball free in the process...Stopped RB Zack Moss for a two-yard loss on a stretch run in the fourth quarter after

beating the block of TE Dawson Knox...**vs. New England (Dec. 6):** Registered three solo tackles, a tackle for loss and a QB hit after starting at DE...**vs. Atlanta (Dec. 13):** Started at DE and totaled three tackles (two solo)...**at Las Vegas (Dec. 17):** Played limited snaps due to injury, finishing with four tackles (two solo)...Pulled out outside move on T Kolton Miller late in the third quarter to bring down RB Josh Jacobs for no gain on third-and-two...Again shakes a block of Miller in the fourth quarter to stop Jacobs short on a third-and-one play...**vs. Denver (Dec. 27):** Inactive (shin/concussion).

**2019:** Selected to his second Pro Bowl, but did not participate and was replaced by Los Angeles Chargers DE Melvin Ingram III...Named All-AFC (DE) by the *Professional Football Writers of America* and All-Pro (DE) by *Sporting News*... Named AFC Defensive Player of the Week for his efforts in a Week 8 win at Chicago: 12 tackles (eight solo), two sacks and six tackles for loss... Started all 16 games at DE, finishing second on the team with 92 tackles (59 solo)...Recorded his third career double-digit sack season with 11.5 sacks and 21.5 tackles for loss...Added a forced fumble...Reached 40 career sacks, becoming the eighth player in history to do so in a Chargers uniform...Posted three-straight multi-sack games, including back-to-back games with two-plus sacks, the first Charger to do so since LB Kevin Burnett in 2010...**Awards:** Pro Bowl Selection (Second)...*Professional Football Writers of America* All-AFC (DE)...*Sporting News* All-Pro (DE)...AFC Defensive Player of the Week (Week 8)...Pro Football Focus Second-Team All-Pro (EDGE)...Pro Football Journal First-Team All-AFC (DE)...**vs. Indianapolis (Sept. 8):** Finished with 10 tackles (five solo), an eight-yard sack and a tackle for loss...Sped past T/G Graden Smith to bring QB Jacoby Brissett down for the sack late in the second quarter...**at Detroit (Sept. 15):** Recorded six tackles (four solo)...Ripped through a block by G Joe Dahl in the third quarter to combine with Melvin Ingram to stop RB Kerryon Johnson for no gain on third-and-two to force a punt...**vs. Houston (Sept. 22):** Totaled five tackles (three solo)...Posted 1.5 tackles for loss, including a half-sack with LB Thomas Davis Sr., that dropped the Texans for a nine-yard loss...Early in the game, forced QB Deshaun Watson to double-clutch his throw, resulting in a fumble recovered by DB Desmond King II...On the sack, sprinted by G/T Tytus Howard and RB Duke Johnson before dropping Watson with Davis on third-and-nine...**at Miami (Sept. 29):** Recorded a half-sack and finished with six tackles (three solo)...Beat blocks of TE Durham Smythe and T Isaiah Prince to split the sack with Desmond King at the end of the first half...Made his presence felt in the third quarter, forcing QB Josh Rosen to step up and scramble into a sack shared by Thomas Davis and DT Jerry Tillery...**vs. Denver (Oct. 6):** Played in the 40th game of his career...Finished with seven solo stops, a sack and two tackles for loss...On the sack, sprinted past G/T Elijah Wilkinson to spin QB Joe Flacco down for the six-yard loss... Beat Wilkinson earlier in the game to corral RB Phillip Lindsay for a three-yard loss on an off-



tackle run...**vs. Pittsburgh (Oct. 13):** Recorded six tackles (four solo)...**at Tennessee (Oct. 20):** Posted 10 tackles (six solo), including a pair of sacks that totaled 17 yards...Forced a fumble...Had a strip-sack in the third quarter, spinning out of a block by T Taylor Lewan to hit a scrambling QB Ryan Tannehill from behind to force the fumble... Had another sack later in the third quarter, using a swim move to get by G Jamil Douglas to spin Tannehill down on third-and-six, forcing a Titans punt...**at Chicago (Oct. 27):** Named AFC Defensive Player of the Week for his performance...Set a season high with 12 tackles (eight solo), two sacks and six tackles for loss...Registered the second game with two-plus sacks in as many weeks, becoming the first Charger since Kevin Burnett in 2010 to do so...Utilized a speed rush around the edge of OL Bobby Massie to drop QB Mitchell Trubisky for a seven-yard sack on third-and-11...Played a read-option perfectly in the first quarter, tackling Trubisky for a one-yard loss...Sacked Trubisky again in the fourth quarter by sprinting by Massie...**vs. Green Bay (Nov. 3):** Extended his streak of multi-sack games to three-straight, finishing with three tackles (two solo) and the 1.5 tackles for loss...The sacks marked the first of his career of QB Aaron Rodgers...On his full sack, ripped through the block of T David Bakhtiari on an inside move to drop Rodgers for a nine-yard loss...Sped past Bakhtiari again in the third quarter to split a sack with Melvin Ingram...**at Oakland (Nov. 7):** Saw his streak of games with a sack come to an end...Recorded three tackles (two solo) and a tackle for loss...**vs. Kansas City (Estadio Azteca, Nov. 18):** Posted three tackles (two solo)...**at Denver (Dec. 1):** Assisted on a pair of tackles...**at Jacksonville (Dec. 8):** Recorded two sacks and three tackles for loss, finishing with five tackles (three solo)...The two sacks moved him into sole possession of No. 8 on the team's all-time sacks list...In the first half, drove OL Cam Robinson back before shedding the block and wrapping up QB Gardner Minshew II for a four-yard sack...Pulled an outside move on Robinson in the second half, chasing Minshew down for a sack from behind after Minshew was prevented from scrambling by DT Justin Jones...**vs. Minnesota (Dec. 15):** Registered five solo tackles and a tackle for loss...**vs. Oakland (Dec. 22):** Posted six tackles (four solo), a nine-yard sack and two tackles for loss...The sack gave him 40 for his career, the eighth Charger in history to eclipse that mark... Used a swim move to get by T Kolton Miller in the second quarter to drag down QB Derek Carr for an eight-yard sack...In the second half, fought through the block of Miller to drop RB DeAndré Washington for a two-yard loss...**at Kansas City (Dec. 29):** Finished with three tackles (one solo)... Forced QB Patrick Mahomes to his right, resulting in an INT by CB Michael Davis.

**2018:** Appeared in seven games with six starts at DE...Missed the first nine games due to injury... Posted 24 tackles (19 solo), 5.5 sacks, 7.5 tackles for loss and a fumble recovery...Passed LB Billy Ray Smith (26.5) for 10th on the team's all-time sacks list...Finished the regular season with 28.5 career sacks, passing DE Chris Mims (28.0) for

the second-most sacks by a Charger over his first three seasons...Started both postseason games at DE, totaling three tackles (two solo), a tackle for loss and a six-yard sack...**vs. Kansas City (Sept. 9):** Inactive (foot)...**vs. Denver (Nov. 18):** Made his season debut, registering a solo tackle...Made his presence felt in the first quarter, sprinting untouched off the edge to force QB Case Keenum to roll to his right and throw the ball away...Nearly sacked Keenum in the fourth quarter after powering past T Garrett Bolles on third-and-two to force a Denver punt...**vs. Arizona (Nov. 25):** Started at DE for the first time in 2018...Finished with five tackles (four solo), two tackles for loss and two sacks... Recorded his first sack in the second quarter after powering past OL Andre Smith to bring down QB Josh Rosen for an 11-yard sack...Got to Rosen for the second time for a seven-yard loss after beating Smith with a speed rush in the fourth quarter...**at Pittsburgh (Dec. 2):** Posted a season-high six tackles (four solo), including a 10-yard sack early in the fourth quarter...On the play, pulled an inside spin-move on T Matt Feiler to get into the backfield and bring down QB Ben Roethlisberger...Opened the game at DE...**vs. Cincinnati (Dec. 9):** Registered six solo stops, including a 10-yard sack, after starting at DE...Moved past Billy Ray Smith for No. 10 in career sacks in team annals by beating the chip blocks of RB Joe Mixon and T Bobby Hart to bring down QB Jeff Driskel...**at Kansas City (Dec. 13):** Opened the game at DE...Finished with a solo stop...**vs. Baltimore (Dec. 22):** Posted two tackles (one solo), including a half-sack and 1.5 tackles for loss...Split a one-yard sack with DT Darius Philon after QB Lamar Jackson was forced to scramble due to pressure from DE Melvin Ingram III...Slipped into the backfield by G/C Matt Skura in the fourth quarter to bring down RB Kenneth Dixon for a two-yard loss... Started at DE...**at Denver (Dec. 30):** Opened the game at DE...Registered three tackles (two solo), including two tackles for loss and a four-yard sack...Recovered a fumble...Forced a Denver field goal at the end of the first half by sprinting around T Jared Veldheer to bring down QB Case Keenum...Dropped Keenum for a four-yard loss on an aborted snap in the third quarter for his second tackle for loss on the day...Recovered a fumble that was forced by S Adrian Phillips stripping WR Tim Patrick midway through the third quarter...**at Baltimore (AFC Wild Card, Jan. 6):** Part of a defense that set team postseason records for the fewest single-game net yards allowed (229), including a record 69 in the first half, which was the fewest allowed in a postseason game since the 2006 AFC Wild Card...Contributed on a pass rush that tied a team postseason record with seven sacks on the day...Recorded two solo tackles, a tackle for loss and a six-yard sack...On the play, lined up over G/T James Hurst, overpowering him to chase down Lamar Jackson to force a punt...Made his career postseason debut, starting at DE...**at New England (AFC Divisional, Jan. 13):** Participated on 69 plays on defense and assisted on a tackle.

**2017:** Selected to his first Pro Bowl, but did not participate and was replaced by Los Angeles Chargers DE Melvin Ingram...Named All-AFC (DE) by the *Professional Football Writers of America*... Started all 16 contests at DE...Led the team with 99 tackles (61 solo), including 17.5 tackles for loss and 12.5 sacks...Totaled the most sacks (19.0) in a player's first 20 career games since the sack became an official statistic in 1982, passing LB Aldon Smith (18.5)...Brought his career total to 23 sacks, moving past DT Shawn Lee, DE Marcellus Wiley and DT Corey Liuget for sole possession of 12th in team annals...His 12.5 sacks ranked second in the AFC and No. 7 in the NFL in 2017...Posted four games with a strip-sack, including back-to-back games (Weeks 5 and 6)...Part of a defensive unit that ranked tied for fifth in the NFL with 43 sacks...Combined with Ingram (10.5 sacks), was the No. 2 sack duo in the NFL with 23 sacks between the two of them...**Awards:** Pro Bowl Selection (First)...*Professional Football Writers of America* All-AFC (DE)...Pro Football Journal Second-Team All-AFC (DE)...**at Denver (Sept. 11):** Started at DE and posted six tackles (three solo), registering 1.5 tackles for loss and 1.5 sacks... The 1.5 sacks tied with Melvin Ingram for a game high...It marked his seventh-consecutive game with at least a half-sack...Brought down QB Trevor Siemian in the first quarter for his first sack of the season after powering past T Menelik Watson... In the fourth quarter, split a sack of Siemian with Ingram to force third-and-13...**vs. Miami (Sept. 17):** Opened the game at DE, registering six tackles (five solo) and a tackle for loss...Saw his streak of seven games with at least a half-sack come to an end...**vs. Kansas City (Sept. 24):** Posted a season-high nine tackles (four solo), including a six-yard sack of QB Alex Smith on third-and-seven...Got past G Laurent Duvernay-Tardif with a swim move to get to Smith, who was forced up in the pocket by OLB Nigel Harris...**vs. Philadelphia (Oct. 1):** Made the 15th start of his career... Registered seven tackles (three solo)...**at New York Giants (Oct. 8):** Tied a career high with two sacks, including a strip-sack of QB Eli Manning for his first forced fumble of the season...Pushed back T Bobby Hart and G John Jerry to collapse the pocket before swatting the football out of Manning's hand to force the fumble...Totaled eight tackles (six solo), two sacks, three tackles for loss and the forced fumble...**at Oakland (Oct. 15):** Registered his second strip-sack in as many weeks, powering past T Marshall Newhouse on third-and-11 to knock the ball out of the hands of QB Derek Carr...Brought his season total to 5.5 sacks and marked the 16th sack of his career... Finished with five tackles (three solo), a sack, a tackle for loss and a forced fumble...**vs. Denver (Oct. 22):** Surpassed 90 career tackles and 18.0 career sacks, totaling five tackles (two solo), two sacks, two tackles for loss and a pass defended... The two sacks matched a career high...On the first sack, beat a cut-block from T Garrett Bolles to spin QB Trevor Siemian down from behind for a one-yard loss...Later in the third quarter, beat T Allen Barbre around the edge to deflect Siemian's throw, nearly resulting in an INT... Posted his second sack of the day after speeding past Barbre for a five-yard loss in the fourth

quarter...**at New England (Oct. 29):** Started at DE, marking the 20th game played of his career... Totaled five tackles (four solo) two tackles for loss and a sack...The sack marked No. 19 of his career, passing Aldon Smith (18.5) for the most in a player's first 20 career games since the sack became an official statistic in 1982...On the play, powered past T Marcus Cannon to spin QB Tom Brady down for a nine-yard loss...In the fourth quarter, forced Brady to roll to his right before DT Darius Philon registered a seven-yard sack... **at Jacksonville (Nov. 12):** Made the 20th start of his career, opening the game at DE...Posted six tackles (five solo), a six-yard sack, a tackle for loss and a pass defended...The sack marked No. 20 for his career, moving him into sole possession of 16th on the Chargers all-time sacks list...In the third quarter, applied pressure with Melvin Ingram on QB Blake Bortles before corraling him for the sack...Later on, forced Bortles to throw under duress off of his back foot on third down resulting in an INT by S Tre Boston...**vs. Buffalo (Nov. 19):** Posted a strip-sack of QB Tyrod Taylor in the third quarter that was recovered by Melvin Ingram for a three-yard TD...Pulled a swim-move on T Jordan Mills to reach Taylor for the strip-sack on fourth-and-four, marking his sixth-straight game with a sack...The sack brought his season total to 10.5, matching the output of his rookie season in 2016... It marked the 21st sack of his career, moving into a tie for 15th in team annals with Corey Liuget... Applied pressure or had a QB hit on each of the INTs thrown by QB Nathan Peterman in the first half...Provided a block for ILB Corey Toomer on his 59-yard pick-six in the first quarter...**at Dallas (Nov. 23):** Finished with six tackles (four solo)... Saw his six-game sack streak come to an end... In the first quarter, collapsed the pocket with Melvin Ingram to force QB Dak Prescott to step up into a sack by Corey Liuget...Ran a stunt with Liuget in the third quarter to chase Prescott out of the pocket and force him to throw the ball out of bounds...Coupled with Ingram, forced Prescott to roll to his left and throw a pass intended for WR Cole Beasley that was picked off by CB Desmond King and returned 90 yards for a TD...**vs. Cleveland (Dec. 3):** Recorded seven solo tackles, including three tackles for loss and a five-yard sack in the fourth quarter when he forced a fumble...Registered a strip-sack in the fourth quarter, chasing down QB DeShone Kizer as he scrambled to his left to force the fumble that was recovered by ILB Denzel Perryman...**vs. Washington (Dec. 10):** Posted four tackles (two solo) on 36 defensive plays after opening the game at DE...**at Kansas City (Dec. 16):** Started at DE for the 25th time in his career and played 58 snaps on defense...Registered seven tackles (four solo)...**at New York Jets (Dec. 24):** Posted seven tackles (four solo)...Applied pressure with Darius Philon and DE Isaac Rochell late in the second quarter to collapse the pocket as Rochell recorded the first sack of his career...**vs. Oakland (Dec. 31):** Finished with nine tackles (four solo), a sack, a tackle for loss and a fumble recovery... Powered through a double-team by T David Sharpe and G Kelechi Osemele to bring down QB Derek Carr for a six-yard sack...Recovered a Carr fumble forced by Darius Philon on fourth-and-one in the fourth quarter.

**2016:** Named Defensive Rookie of the Year by *The Associated Press* and the *Professional Football Writers of America*...Recognized as All-Rookie (DL) by the *PFWA*...Earned Chargers Co-Lineman of the Year honors...Named NFL Defensive Rookie of the Month for October... For the month, recorded 13 tackles, six tackles for loss and four sacks...Recognized as NFL Defensive Rookie of the Month for December... Registered 27 tackles, nine tackles for loss and six sacks over the season's final month...Became the first player since DE Dwight Freeney in 2002 to win multiple Defensive Rookie of the Month awards...Voted by fans as the Pepsi Rookie of the Week for his efforts in a Week 7 overtime win at Atlanta: Four tackles, two sacks and two tackles for loss...Appeared in 12 games with 11 starts...Missed the season opener on the roster exemption list and was inactive for the next three contests with a hamstring injury...Finished with 48 tackles (33 solo), 10.5 sacks and 19 tackles for loss...Broke up two passes and forced a fumble... His team-high 10.5 sacks led all rookies and were the most by a rookie since 2011...Became the first Chargers rookie since LB Shawne Merriman in 2005 (10.0 sacks) and just fifth in team history since 1982 to record double-digit sacks, joining Merriman, DE Chris Mims (1992), DE Burt Grossman (1989) and DE Leslie O'Neal (1986)... Ended the season with at least a half-sack in each of the team's final six games, the longest stretch by a Charger since DE Marcellus Wiley posted sacks in seven-straight contests to open the 2001 season...**Awards:** Selected as a fourth-alternate for the Pro Bowl...*The Associated Press* Defensive Rookie of the Year...*Professional Football Writers of America* Defensive Rookie of the Year...*PFWA* All-Rookie (DL)...Chargers Co-Lineman of the Year...Defensive Rookie of the Month (October and December)...Pepsi Rookie of the Week (Week 7)...ESPN Defensive Rookie of the Year...*Sports Illustrated* Defensive Rookie of the Year...Pro Football Talk Defensive Rookie of the Year...Pro Football Journal First-Team All-Rookie (DE)...Mel Kiper Defensive Rookie of the

Year...Mel Kiper First-Team All-Rookie (DE)...**vs. Jacksonville (Sept. 18):** Inactive (hamstring)...**at Oakland (Oct. 9):** Made his NFL debut, totaling five tackles and two sacks...Became just the fifth player since realignment in 2002 to record two sacks in his NFL debut...Recorded a 12-yard sack late in the first half and a four-yard sack late in the fourth quarter...Led the defensive line with five tackles and three tackles for loss...**vs. Denver (Oct. 13):** Made the first start of his career at DE...**at Atlanta (Oct. 23):** Named Pepsi Rookie of the Week following a fan vote...Posted two sacks on back-to-back drives in the second half...Corralled QB Matt Ryan for a seven-yard sack on the last play of the third quarter to force a punt...Registered a three-yard sack on second down of the next series to help force a field goal attempt...Became the first player since LB Elvis Dumervil (2006) and the first Charger since sacks became an official stat in 1982 to log two two-sack performances in his first three NFL games...**at Denver (Oct. 30):** Forced a fumble of QB Trevor Siemian as he was being sacked by OLB Melvin Ingram...Registered a two-yard tackle for loss on second-and-goal to help force a field goal try late in the fourth quarter...**at Houston (Nov. 27):** Recorded six tackles, four tackles for loss and shared a seven-yard sack... Pressured QB Brock Osweiler that resulted in an INT by CB Casey Hayward...Stopped a scrambling Osweiler with a shoestring tackle in the fourth quarter on third-and-10 that led to a turnover on downs...**vs. Tampa Bay (Dec. 4):** Registered a 12-yard sack of QB Jameis Winston...**at Carolina (Dec. 11):** Exited with a neck injury and did not return after sacking QB Cam Newton for a seven-yard loss...**vs. Oakland (Dec. 18):** Recorded a six-yard sack on second-and-10 in the second quarter to help force a three-and-out...It marked his third sack of QB Derek Carr of the season...**at Cleveland (Dec. 24):** Tallied two sacks and two tackles for loss... One of the sacks went for an 11-yard loss on the final play of the first half...**vs. Kansas City (Jan. 1):** Recorded the team's lone sack...Led the team with four tackles for loss...Made two tackles for loss and registered a two-yard sack in a five-play sequence on the game's opening drive.

**COLLEGE:** Played three seasons (2013-15) at Ohio State...Finished his career with 150 tackles, 50 tackles for loss, 26 sacks and five forced fumbles...Won the 2014 National Championship with the Buckeyes in the first-ever College Football Playoff...Twice earned first-team All-America, first-team All-Big Ten and Big Ten Defensive Lineman of the Year honors, each as a junior and senior...As a sophomore, won the Nagurski-Woodson Big Ten Defensive Player of the Year...Named Big Ten and *Athlon* Defensive Player of the Week after sacking Penn State QB Christian Hackenberg on fourth down to seal a double-overtime win...In 2013, was recognized by *Sporting News* and *College Football News* as a Freshman All-American...Earned honorable mention All-Big Ten and was named Big Ten Freshman of the Week after two sacks and a fumble recovery in the end zone for a TD on the final play of a 10-point win over Northwestern.

**PERSONAL:** Given name Joseph Anthony Bosa... Nickname is 'Big Bear'...Born in Fort Lauderdale, Fla. ...Younger brother, Nick, played DE at Ohio State and was selected No. 2 overall in the 2019 NFL Draft by San Francisco — winning Defensive Rookie of the Year in 2019 and Defensive Player of the Year in 2022...Father, John, was a first-round selection of the Miami Dolphins in 1987 after playing collegiately at Boston College... Uncle, Eric Kumerow, lettered four years as a LB at Ohio State and went on to be selected by the Dolphins in the 1988 NFL Draft...Grandfather, Palmer Pyle Jr., played along the offensive line at Michigan State before being drafted by the Baltimore Colts...Great-uncle, Mike, played nine seasons as a C for the Chicago Bears...Cousin, Jake Kumerow, played in college at Division-III Wisconsin-Whitewater, and is currently plays for the Buffalo Bills...In the 2019 offseason, visited the set of *Game of Thrones*, appearing in the show as an extra...Visits a Children's Hospital during the holiday season to spread cheer and give gifts to patients...An avid dog-lover, has a mini golden doodle named Sasha...Enjoys cooking in his spare time, and learned to cook from his mother, Cheryl...Studied communications at Ohio State...  
**High School:** Two-time first-team All-State by *The Associated Press* at St. Thomas Aquinas High in Fort Lauderdale, Fla. ...Earned All-America honors as a senior...Led the Raiders to two state titles in his tenure.

### JOEY BOSA NFL STATISTICS

Year	Team	GP	GS	— Tackles —					— Interceptions —					— Fumbles —			
				Total	Solo	Asst	Sacks	Yds	TFL	No.	Yds	Lg	TD	PD	FF	FR	Yds
2016	San Diego	12	11	41	29	12	10.5	71.5	17	0	0	—	0	0	1	0	0
2017	Los Angeles Chargers	16	16	70	54	16	12.5	66	11	0	0	—	0	1	4	1	0
2018	Los Angeles Chargers	7	6	23	18	5	5.5	42.5	7	0	0	—	0	0	0	1	0
2019	Los Angeles Chargers	16	16	67	47	20	11.5	78.5	18	0	0	—	0	0	1	0	0
2020	Los Angeles Chargers	12	10	39	29	10	7.5	48	15	0	0	—	0	1	0	1	0
2021	Los Angeles Chargers	16	16	51	36	15	10.5	70	5	0	0	—	0	0	7	0	0
2022	Los Angeles Chargers	5	4	10	8	2	2.5	22.5	3	0	0	—	0	0	1	0	0
<b>NFL Totals</b>		<b>84</b>	<b>79</b>	<b>301</b>	<b>221</b>	<b>80</b>	<b>60.5</b>	<b>399.0</b>	<b>76</b>	<b>0</b>	<b>0</b>	<b>—</b>	<b>0</b>	<b>2</b>	<b>14</b>	<b>3</b>	<b>0</b>

POSTSEASON		GP	GS	— Tackles —					— Interceptions —					— Fumbles —			
Year	Team			Total	Solo	Asst	Sacks	Yds	TFL	No.	Yds	Lg	TD	PD	FF	FR	Yds
2018	Los Angeles Chargers	2	2	3	2	1	1.0	6	1	0	0	—	0	0	0	0	0
2022	Los Angeles Chargers	1	1	1	1	0	0.0	0	0	0	0	—	0	0	0	0	0
<b>Postseason Totals</b>		<b>3</b>	<b>3</b>	<b>4</b>	<b>3</b>	<b>1</b>	<b>1.0</b>	<b>6</b>	<b>1</b>	<b>0</b>	<b>0</b>	<b>—</b>	<b>0</b>	<b>0</b>	<b>0</b>	<b>0</b>	<b>0</b>

### CAREER TRANSACTIONS

- 2016** Selected by San Diego Chargers in the first round (third overall) of NFL Draft, April 28...Signed rookie contract, Aug. 29...Given exempt status by Commissioner, Aug. 29... Activated from exempt status, Sept. 12.
- 2019** Had fifth-year team option exercised on rookie contract by Los Angeles Chargers, April 23.
- 2020** Signed contract extension, Aug. 1.
- 2021** Placed on Reserve/COVID-19, Nov. 16... Activated from Reserve/COVID-19, Nov. 20...Placed on Reserve/COVID-19, Dec. 20... Activated from Reserve/COVID-19, Dec. 29.
- 2022** Placed on Reserve/Injured (groin), Sept. 28... Designated for return from Reserve/Injured, Dec. 29...Activated from Reserve/Injured; Designated for Return, Dec. 31.



# WILL CLAPP ⚡ 76

CENTER/GUARD | LOUISIANA STATE

6-5 | 311 lbs | NEW ORLEANS, L.A.

ACQUIRED: FREE AGENT — 2022

EXPERIENCE: 6TH NFL SEASON

2ND YEAR WITH CHARGERS



## CAREER HIGHLIGHTS

- ▶ Since entering the NFL in 2018 as a seventh-round selection by New Orleans, has appeared in 52 games (including postseason) along the offensive front for the Saints and Chargers, making 10 starts.
- ▶ Helped the Saints claim the NFC South Division crown in each of his first three seasons with the club.

**2022:** Appeared in all 17 games and made three starts, for the Chargers, making his first start in Week 3 at C against the Jaguars and his second in Week 6 against the Broncos...Contributed on special teams, primarily the field goal protection unit, in his first game with the Chargers, the club's season-opening win...**vs. Las Vegas (Sept. 11):** Appeared on five special teams snaps on the field goal protection unit...**at Kansas City (Sept. 15):** Appeared on 43 offensive snaps after C Corey Linsley left the game due to injury...Protected QB Justin Herbert to two touchdown drives in the second half...Contributed to four special teams snaps...**vs. Jacksonville (Sept. 25):** Started at C and blocked for Justin Herbert to surpass 900 career completions and 10,000 career passing yards...**at Houston (Oct. 2):** Played on six special teams snaps, primarily playing on the field goal protection unit...**at Cleveland (Oct. 9):** Contributed on six special teams snaps, primarily playing on the field goal protection unit...**vs. Denver (Oct. 17):** Started at C...Helped block for Justin Herbert to become the fastest player in NFL history to complete 1,000 passes, doing so in his 38th game...**vs. Seattle (Oct. 23):** Contributed to three snaps on special teams...**at Atlanta (Nov. 6):** Appeared on four snaps on special teams, primarily playing on field goal protection unit...**at San Francisco (Nov. 13):** Contributed to four snaps on special teams, serving primarily on the

field goal protection unit...**vs. Kansas City (Nov. 20):** Tallied five special teams snaps on the field goal protection unit...**at Arizona (Nov. 27):** Played on 43 snaps at C in relief of an injured Corey Linsley...Appeared on three special teams snaps on the field goal protection unit...Helped block for Justin Herbert to help him tally the second-most TD passes and passing yards through a player's first three seasons in NFL history...**at Las Vegas (Dec. 4):** Started his third game of the season at C...Blocked for Justin Herbert to pass for over 300 yards for the 20th time in his career, the most by a QB through a player's first three professional seasons in NFL history...**vs. Miami (Dec. 11):** Played four snaps on offense, as well as playing five snaps on special teams on the field goal protection unit...**vs. Tennessee (Dec. 18):** Tallied two snaps on offense and three snaps on the field goal protection unit on special teams...**at Indianapolis (Dec. 26):** Appeared on four snaps on special teams, contributing to the field goal protection unit...**vs. L.A. Rams (Jan. 1):** Played six snaps on offense, as well as appearing in five snaps on special teams on the field goal protection unit...**at Denver (Jan. 8):** Played 13 snaps on offense, as well as appeared in four snaps on the field goal protection unit on special teams...**at Jacksonville (AFC Wild Card, Jan. 14):** Played seven snaps on special teams on the field goal protection unit.

**2021:** After starting the season on Reserve/Injured, missing the first three games, saw action in nine outings (three starts)...**vs. N.Y. Giants (Oct. 3):** Saw first action of the season, contributing as an extra offensive lineman...**vs. Buffalo (Nov. 25):** Started as an extra offensive lineman...**vs. Dallas (Dec. 2):** Started as an extra offensive lineman for the second straight game...**vs. Carolina (Jan. 2):** Started at C, aiding the offense in a winning effort over the division-rival Panthers.

**2020:** Appeared in eight regular-season games for the Saints, primarily as an extra offensive lineman and on special teams...Saw action in the Saints' Wild Card Round loss to the Bears, his first career postseason appearance...**vs. Minnesota (Dec. 25):** Contributed as an extra offensive lineman in RB Alvin Kamara's career outing, as he tied the NFL record for most rushing touchdowns in a single game with six and aided an offense that accounted for 264 yards on the ground...**vs. Chicago (NFC Wild Card, Jan 10):** Saw action in first career postseason bout as an extra offensive lineman, also contributing on special teams.

**2019:** Saw action in a career-high 14 games, starting three for the NFC South Division champions...**at Chicago (Oct. 20):** Started as an extra offensive lineman, helping block for a unit that rushed for a season-high 151 yards in a winning effort...**vs. Arizona (Oct. 28):** For the second-straight week, started as an extra offensive lineman, aiding a unit that passed for a season-high 373 yards as the Saints won their fifth-straight game...**at Tennessee (Dec. 22):** Started at RG, blocking for a unit that amassed 377 yards of total offense and five touchdowns.

**2018:** Appeared in three outings as a rookie, the final three games of the 2018 regular season, after being inactive for the Saints' first 13 games...Helped New Orleans claim their first of two-straight 13-win seasons...**at Carolina (Dec. 17):** Made NFL debut, seeing action on offense and special teams...**vs. Carolina (Dec. 20):** Received the starting nod at left guard, the first of his career, in the regular season finale.

**COLLEGE:** After not seeing any game action in his true freshman season (2014), started all 36 games in which he appeared over his final three seasons at LSU (2015-17)...Earned first-team-All-Southeastern Conference honors at both guard (2016) and center (2017)...Blocked for a 1,000-yard rusher in each of his three seasons of action...Earned SEC All-Freshman honors in 2015 after helping block for RB Leonard Fournette who accounted for nearly 2,000 yards and 22 touchdowns on the ground...In his final collegiate seasons, earned his second-straight first-team All-SEC nod, receiving finalist recognition for the Rimington Trophy, which is given annually to the most outstanding center in college football.

**PERSONAL:** Given name William Barnett Clapp... Born in New Orleans, La. ...Father, Tommy, played defensive tackle at Louisiana State and spent training camp with the Tampa Bay Buccaneers in 1988...Graduated from Louisiana State with a bachelor's degree in sports administration...**High School:** Attended Brother Martin High in New Orleans, La. ...Named to Louisiana 5A All-State team his last two seasons...Member of The Baton Rouge Advocate Second Dozen.

## CAREER TRANSACTIONS

- 2018** Selected by New Orleans Saints in the seventh round (245th overall) of NFL Draft, April 28...Signed rookie contract, May 11.
- 2020** Waived by Saints, Sept. 26...Signed by Saints to practice squad, Sept. 29...Signed to active roster, Oct. 3...Waived by Saints, Oct. 8...Signed by Saints to practice squad, Oct. 11...Activated from practice squad (standard elevation), Oct. 24...Reverted to practice squad, Oct. 26...Activated from practice squad (COVID-19 replacement), Oct. 31...Reverted to practice squad, Nov. 2...Activated from practice squad (standard elevation), Nov. 28...Reverted to practice squad, Nov. 30...Activated from practice squad (COVID-19 replacement), Dec. 5...Reverted to practice squad, Dec. 7...Activated from practice squad (standard elevation), Dec. 19.
- 2021** Placed on Reserve/COVID-19, Jan. 16...Activated from Reserve/COVID-19, Feb. 4...Re-signed by Saints as unrestricted free agent, April 20...Placed on Reserve/Injured (undisclosed), Sept. 6...Designated for return from Reserve/Injured, Sept. 29...Activated off of Reserve/Injured, Oct. 2...Waived by Saints, Oct. 25...Signed by Saints to practice squad, Oct. 28...Activated from practice squad (standard elevation), Nov. 13...Reverted to practice squad, Nov. 15... Activated from practice squad (standard elevation), Nov. 20...Reverted to practice squad, Nov. 22...Signed to active roster, Nov. 25...Waived by Saints, Dec. 13...Signed by Saints to practice squad, Dec. 15...Activated from practice squad (COVID-19 replacement), Dec. 27.
- 2022** Activated from practice squad (COVID-19 replacement), Jan. 1...Reverted to practice squad, Jan. 3... Activated from practice squad (COVID-19 replacement), Jan. 8...Reverted to practice squad, Jan. 10...Released by Saints, Jan. 17...Signed by Los Angeles Chargers, April 26.
- 2023** Re-signed by Chargers as unrestricted free agent, April 6.

## WILL CLAPP NFL GAMES

Year	Team	GP	GS
2018	New Orleans Saints	3	1
2019	New Orleans Saints	14	3
2020	New Orleans Saints	8	0
2021	New Orleans Saints	9	3
2022	Los Angeles Chargers	17	3
<b>NFL Totals</b>		<b>51</b>	<b>10</b>

### POSTSEASON

Year	Team	GP	GS
2020	New Orleans Saints	1	0
2022	Los Angeles Chargers	1	0
<b>Postseason Totals</b>		<b>2</b>	<b>0</b>



# MICHAEL DAVIS 43

CORNERBACK | BRIGHAM YOUNG

6-2 | 196 lbs | GLENDALE, CALIF.

ACQUIRED: FREE AGENT — 2017

EXPERIENCE: 7TH NFL SEASON

7TH YEAR WITH CHARGERS



## CAREER HIGHLIGHTS

- ▶ *Broke up double-digit passes in each of the last three seasons (14 in 2020, 12 in 2021 and 15 in 2022), tying for the NFL's longest active streak.*
- ▶ *Registered 13 of his 15 passes defended in 2022 over the season's final seven weeks, leading the NFL over that span and were the most by any player in a season after Week 11 since 2016.*
- ▶ *Ended the 2022 season on a streak of seven consecutive games with a pass defended, the longest active streak in the NFL.*
- ▶ *Broke up 50 passes since the start of the 2019 season, one of just five NFL players to do so over that span.*
- ▶ *Picked off eventual-Super Bowl LV MVP QB Tom Brady in 2020 and returned the takeaway 78 yards for his first career pick-six and the Chargers defense's first interception returned for a touchdown since 2018.*
- ▶ *Against Atlanta at SoFi Stadium in 2020, picked off QB Matt Ryan, marking his career-best third interception of the season, late in the fourth quarter to give the ball back to the Bolts offense and set up the eventual game-winning field goal by K Michael Badgley as time expired.*
- ▶ *In the team's 2022 win at Arizona, dropped QB Kyler Murray for a six-yard loss in the fourth quarter to record the first sack of his career.*

**2022:** Appeared in all 17 regular-season games, starting 12, including each of the last 10 outings, as well as the AFC Wild Card Round matchup... Led the Chargers with a career-high 15 passes defended, the most by a Bolt in a season since 2017... Since becoming a permanent starter at corner in Week 9, lead all NFL defenders in passes defended (14)... Closed out the regular season on a seven-game pass defended streak, which is the longest active streak in the NFL and tied for the second-longest this season... Became just the second undrafted free agent to end a season on a seven-game pass defended streak (Tramon Williams, 2011)... One of six NFL defenders to reach 10 passes defended over each of the last

three seasons... Totaled three solo stops in the season-opening win against the Raiders... In the Week 14 win over Miami on Sunday Night Football, supplied two passes defended as the secondary held the Dolphins' second-ranked passing offense to just 19 net passing yards in the opening half, the fewest allowed by a Bolts defense in a single first half in the last decade... Intercepted Colts QB Nick Foles and returned it for 30 yards for his first interception of the season, helping the defense ultimately collect three interceptions in a game for the second time this season... **vs. Las Vegas (Sept. 11):** Started at CB and notched three solo stops in the winning effort... Helped anchor the defense in the Week 1 victory of the division-rival Raiders as the unit totaled six sacks and three takeaways... **at Kansas City (Sept. 15):** Saw action on a team-high 26 special teams snaps... **vs. Jacksonville (Sept. 25):** Set a single-game career-high with 10 tackles (eight solo) in coverage... **at Houston (Oct. 2):** Contributed on special teams... **at Cleveland (Oct. 9):** Saw action on a team-high 21 special teams snaps, securing one tackle on kickoff coverage... **vs. Denver (Oct. 17):** Saw action as a primary corner in the second half, limiting the Broncos to -9 net passing yards in the second half and overtime... Finished the game with two tackles (one solo)... **vs. Seattle (Oct. 23):** Logged five tackles (four solo) in coverage... Started the game primarily contributing on special teams, before filling in at CB following the injury to J.C. Jackson... **at Atlanta (Nov. 6):** Started at CB and totaled a season-high seven tackles (four solo) and collected one pass defended... Supported a defense that held the Falcons to 114 net passing yards in the game... **at San Francisco (Nov. 13):** Logged six tackles (four solo) in pass coverage and run support... **vs. Kansas City (Nov. 20):** Supplied three solo tackles... **at Arizona (Nov. 27):** Started at CB and supplied six tackles (five solo), including a sack of QB Kyler Murray in the fourth quarter... On second-and-10, blazed off of the edge and dropped Murray for a loss of six yards, forcing a third-and-long for the Cardinals and ensuing punt... **at Las Vegas (Dec. 4):** Helped the secondary by providing a season-high three passes defended in pass coverage, adding three solo stops on the day... Assisted the secondary in collecting six passes defended in total... **vs. Miami (Dec. 11):** Tallied two solo stops and two passes defended in the primetime win... Logged both passes defended in the first quarter, batting balls away that were intended for WR Tyreek Hill and

WR Jaylen Waddle...Helped support a defense that allowed just three completions in the first half, tying for the fewest completions allowed in a single opening half by any defense this season, and just 19 net passing yards in the opening half, the fewest allowed by a Bolts defense in a single first half in the last decade...The unit allowed just three third-down conversions on 11 attempts (27.3 pct.), the best defensive third down percent allowed by the Bolts this season...**vs. Tennessee (Dec. 18):** Notched three solo stops and one pass defended, anchoring a defense that allowed just one third-down conversion in the first three quarters and didn't allow a point in the first quarter for the third-straight week...Broke up a pass in his fourth-straight game, giving him 10 on the season to mark his third consecutive year with at least 10 passes defended, making him one of six players to do so over each of the last three seasons...**at Indianapolis (Dec. 26):** Totaled seven tackles (five solo), one interception for 30 yards and three passes defended...Helped the unit tally three interceptions, seven sacks, and allowing zero third-down conversions on 10 attempts, becoming the eighth defense in the last 30 seasons to tally at least seven sacks and allow zero third-down conversions in a single game... Also helped the unit to not allow a first quarter point for the fourth-straight week...Intercepted Colts QB Nick Foles in the first quarter, for his first of the season returning it for 30 yards...**vs. L.A. Rams (Jan. 1):** Totaled three tackles (two solo) and one pass defended in the win over the Rams, contributing to a defense that allowed just 111 net passing yards, the second-fewest in a single game this season...Registered the pass defended in coverage of TE Tyler Higbee on third down, preventing a third-and-five conversion and forcing the Rams to settle for a field goal...**at Denver (Jan. 8):** Closed out the regular season with one tackle and a pass defended, marking the seventh-straight game with a pass defended... Late in the second quarter, batted away a first-down pass intended for WR Courtland Sutton, forcing the incompletion and gathering his career-best and team-leading 15th pass defended of the year...**at Jacksonville (AFC Wild Card, Jan. 14):** Started at CB...Aided a defense that did not allow a single third-down conversion in the first half, the first defense to do so in a playoff game since at least 2000, and held the Jaguars to a franchise playoff-best 2-for-10 (20.0 pct.) on third down in the game...The unit collected 13 passes defended in the game, the most by any team in the NFL in a single playoff game since the 2016 postseason, and three first-quarter interceptions, the most by any team in a single playoff game in the last 30 years.

**2021:** Started all 14 appearances at CB and led the team with 12 passes defended...Finished the season with an additional 54 tackles (42 solo), one interception, two fumble recoveries and one tackle for loss...**at Washington (Sept. 12):** Secured three solo stops for the Bolts in the club's Week 1 victory...Helped anchor a defensive unit that held Washington to just 133 yards passing...**vs. Dallas (Sept. 19):** Amassed a season-high six tackles (three solo) in the

Chargers' home opener...**at Kansas City (Sept. 26):** Capitalized on loose ball opportunities to secure two fumble recoveries, the most by a Chargers defender in a single game since 2014 and the most by a Bolt in the first half of a single game since 2009...Logged three tackles (two solo) in his third start of the season...Helped anchor a defensive unit that held Chiefs QB Patrick Mahomes to 5.9 yards per attempt, the third-lowest output of his career, as the unit forced four Chiefs turnovers, the most takeaways by the Bolts in a single game since 2018 (Week 17)...**vs. Las Vegas (Oct. 4):** Registered a team-best four solo stops in the home divisional win over the Raiders...**vs. Cleveland (Oct. 10):** Provided assistance in pass defense, logging three solo stops...**at Baltimore (Oct. 17):** Secured five tackles (four solo)...**vs. New England (Oct. 31):** Saw action on 19 defensive snaps before sustaining an injury...**at Philadelphia (Nov. 7):** Inactive (hamstring)...**vs. Pittsburgh (Nov. 21):** Totaled five solo stops in the winning effort...**at Denver (Nov. 28):** Notched four tackles (two solo) and a pass defended...On second-and-18 in the third quarter, batted a ball away from WR Courtland Sutton, drawing a third-and-18 and eventual Broncos punt...**at Cincinnati (Dec. 5):** Off of a WR Ja'Marr Chase deflection, corralled his first interception of the season...Finished the game with two solo tackles, along with a season-high three passes defended...**vs. N.Y. Giants (Dec. 12):** Helped the team secure a season-best 10 passes defended with his career-high four passes defended in a win over the Giants...The four pass breakups tie for the most by an AFC defender this season and the most by a Charger in a single game since 2017...Tallied an additional three solo stops in coverage...**vs. Kansas City (Dec. 16):** Totaled four tackles (three solo) and one pass defended...Secured his team-best 10th pass defended on a deep deflection intended for WR Demarcus Robinson on second-and-10, forcing Kansas City into a third-and-10...**at Houston (Dec. 26):** Active, did not play...**vs. Denver (Jan. 2):** Matched a season-high with six tackles (four solo) in a winning effort...**at Las Vegas (Jan. 9):** Capped the season with five tackles (four solo) and one pass defended in the season finale.

**2020:** Led the Chargers with three INTs and 14 passes defended in 16 games played (15 starts) at CB...Recorded a career-high 63 tackles (48 solo) to go along with a career-high three INTs - including one returned for a TD - and 14 passes defended...His third INT of the season came late in the fourth quarter of Week 14, picking off Falcons QB Matt Ryan on Atlanta's final drive to give the ball back to the Chargers offense, and lead to an eventual win...**at Cincinnati (Sept. 13):** Logged his first start of the season, seeing action on 60 defensive snaps...Recorded one solo tackle, forcing TE C.J. Uzomah out of bounds in pass coverage...**vs. Kansas City (Sept. 20):** Recorded four total tackles while tying a career-high with two passes defended... Early in the first quarter, was stride-for-stride with WR Tyreek Hill, battling the ball away and forcing the incompletion, leading to a Chiefs punt two plays later...On the opening series of

the third quarter, forced the incompleteness on a pass intended for WR Sammy Watkins, leading to an eventual Kansas City punt...Saw action on a season-high 74 defensive snaps...**vs. Carolina (Sept. 27):** Tallied five solo stops (six total) for the defensive unit, while also contributing on special teams...**at Tampa Bay (Oct. 4):** Picked off QB Tom Brady to record his first INT of the season, returning the INT 78 yards for a Chargers TD...Davis' 78-yard INT return TD was the unit's first since 2018 and marked the first TD of Davis' career...Added six total tackles on defense...**at New Orleans (Oct. 12):** Totaled a season-high seven tackles (six solo), three of which came in the first half...Set the edge and provided run support on the perimeter, logging tackles of both RBs Alvin Kamara and Latavius Murray when the pair of Saints backs pursued to the boundary...**vs. Jacksonville (Oct. 25):** Gathered one solo tackle, stopping RB James Robinson on a rush that led to a Jaguars three-and-out, but booked a secondary that held the Jaguars to negative-five (-5) net passing yards in the first quarter, the fourth-fewest by a Chargers defense in the first quarter of any game in team history...**at Denver (Nov. 1):** Accumulated three solo stops and a pass defended in the divisional matchup with the Broncos...Midway through the third quarter on a first-and-10, forced an incompleteness that was intended for WR Jerry Jeudy to put the Broncos behind the chains early in the drive...Contributed to the unit's run-stopping effort, helping the defensive unit hold the Broncos just two rushing yards in the first half - the best first half display of the like by the Chargers defense since 2000...**vs. Las Vegas (Nov. 8):** Gathered four solo tackles and one pass defended against the Raiders...Held TE Jason Witten to a zero-yard gain after Witten caught a pass from Carr in the flat, forcing a second-and-long...Trailed TE Darren Waller in coverage across the middle, poking away a pass intended for Waller to present the Raiders with third-and-10 from within the Chargers' redzone...**at Miami (Nov. 15):** Accumulated five solo tackles and tied a career-best with two passes defended...Both passes defended came on coverage of TE Mike Gesicki, in which both bat-downs were would-be first downs...Lone non-start of the season, due to the defense not presenting their base defense on the unit's first series...**vs. N.Y. Jets (Nov. 22):** Member of a defensive backfield that held the Jets to zero net passing yards in the first quarter, not allowing an opposing offense to have any positive net passing yards in the opening quarter for the second time this season...In the first quarter, partnered with LB Kenneth Murray Jr. to stop RB Frank Gore for a loss of one yard on second-and-nine, forcing a third-and-long and, ultimately, a Jets punt...**at Buffalo (Nov. 29):** Spending most of the afternoon in coverage of WR Stefan Diggs, logged three solo tackles, a pass defended and an INT of QB Josh Allen...Playing man-coverage on Diggs, made a play on the ball and intercepted Allen to log his team-best second interception of the season...Added a pass defended on a ball that was nearly intercepted early in the second quarter of the game...Along with the rest of the defensive backfield, provided tight enough coverage in the secondary to help allow DE

Joey Bosa accumulate 3.0 sacks on the day...**vs. New England (Dec. 6):** Helped the secondary as a whole limit QB Cam Newton to less than 70 passing yards in the game...Added four total tackles (two solo), coming up in run support on three of his defensive stops...**vs. Atlanta (Dec. 13):** Picked off QB Matt Ryan with less than a minute left in regulation, leading to an eventual game-winning field goal by K Michael Badgley...The INT was his third of the season, a team-high through the first 13 games...Added a pass defended in coverage of WR Calvin Ridley, taking his season total to a team-best 10...**at Las Vegas (Dec. 17):** Finished the game with two solo stops and a tackle for loss...On the Raiders' overtime possession, rushed and dropped RB Josh Jacobs in the backfield for a loss of two yards on a second-and-three, helping force Las Vegas to having to settle for a field goal...On the ensuing possession, QB Justin Herbert led his second game-winning drive in as many weeks, defeating the division-rival Raiders on Thursday Night Football...**vs. Denver (Dec. 27):** Tied a career-high with a season-best nine total tackles, adding a pass defended, in a win over Denver to secure the team's third-straight victory...On third-and-nine early in the second quarter, deflected a pass intended for Jerry Jeudy, forcing a fourth down for the Broncos offense...**at Kansas City (Jan. 3):** Secured four solo tackles (three solo) and tied a season-best with two passes defended...Helped the defense hold the Chiefs to 268 net yards offensively, Kansas City's lowest output since Week 13 of 2019, as Los Angeles finished the season with four-straight wins.

**2019:** Started 12 games at LCB and was inactive for two others while missing two due to suspension...Recorded 44 tackles (34 solo), a tackle for loss, broke up 10 passes and had a pair of INTs...**vs. Indianapolis (Sept. 8):** Started at LCB before departing with a hamstring injury...**at Detroit (Sept. 15):** Inactive (hamstring)...**at Miami (Sept. 29):** Returned to start at LCB after a two-week absence...Finished with three solo tackles and the first INT of his career...On the pick, got both feet in bounds along the left sideline while in coverage in the underneath zone, getting the INT on a pass intended for WR Preston Williams...**vs. Denver (Oct. 6):** Recorded three tackles (one solo) and broke up a pass...**vs. Pittsburgh (Oct. 13):** Set a season high with seven tackles (five solo) and a tackle for loss...**at Tennessee (Oct. 20):** Had seven tackles for the second-straight week (four solo)...Had a pass defended...**at Chicago (Oct. 27):** Registered two solo tackles...**vs. Green Bay (Nov. 3):** Posted five solo stops and broke up a pass...**at Oakland (Nov. 7):** Recorded four solo tackles and a pass defended...**vs. Kansas City (Estadio Azteca, Nov. 18):** Had a solo stop and a pass defended...Appeared in the 40th game of his career...**vs. Minnesota (Dec. 15):** Returned from suspension to post five tackles (three solo) and two passes defended...**vs. Oakland (Dec. 22):** Recorded five tackles (four solo)...**at Kansas City (Dec. 29):** Had an INT, broke up two passes and had a pair of solo tackles...Had the pick of QB Patrick Mahomes after the quarterback was forced to his right by DE Joey Bosa and overthrew his target.

**2018:** Saw action in all 16 games with nine starts at LCB...Registered 43 tackles (35 solo) and eight passes defended...Posted six special teams tackles...Started both postseason games at LCB, posting a pair of passes defended and seven tackles (five solo)...**vs. Kansas City (Sept. 9):** Saw action on 18 plays on special teams...**at Buffalo (Sept. 16):** Appeared on 21 special teams snaps and registering his first special teams tackle of the season...**at Los Angeles Rams (Sept. 23):** Contributed on two defensive plays and 15 on special teams...**vs. San Francisco (Sept. 30):** Posted a tackle on special teams, his second of the season...Forced a fumble on a kickoff return...**vs. Oakland (Oct. 7):** Assisted on a tackle to record his first defensive statistic of the season...**at Cleveland (Oct. 14):** Finished with three solo tackles...Added a tackle on special teams...**vs. Tennessee (Wembley Stadium, Oct. 21):** Recorded a tackle on special teams, his fourth of the season...Hustled in coverage to down a punt by P Donnie Jones at the five-yard line after it bounced up in the air...**at Seattle (Nov. 4):** Made the first start of his career, opening the game at LCB and playing all 81 defensive snaps...Set single-game career highs in tackles (eight) and solo stops (seven)...**at Oakland (Nov. 11):** Opened the game at LCB for the second time in his career...Posted four tackles (three solo)...**vs. Denver (Nov. 18):** Recorded two solo tackles and a pass defended after starting at LCB...**vs. Arizona (Nov. 25):** Posted a pair of solo tackles on defense and a pair of special teams tackles...Started at LCB and played all 47 defensive snaps and 16 on special teams...**at Pittsburgh (Dec. 2):** Started at LCB, recording a solo stop and a pass defended...**vs. Cincinnati (Dec. 9):** Finished with six tackles (five solo)...Combined with S Jahleel Addae to stop RB Joe Mixon for a loss on fourth-and-one in the third quarter...Started at LCB...**at Kansas City (Dec. 13):** Was one of seven Los Angeles defenders to play all 60 snaps on defense after starting at LCB...Broke up a pass and posted four solo stops...On the pass defended, jumped a hook-route by TE Demetrius Harris on a third-and-three to force a Chiefs punt...**vs. Baltimore (Dec. 22):** Started at LCB, posting three tackles (two solo) and a pair of passes defended...Broke up one pass intended for WR Michael Crabtree on third-and-goal in the first quarter to force a Baltimore field goal...**at Denver (Dec. 30):** Posted a single-game career high with nine tackles (six solo) and two passes defended...Started the game at LCB...**at Baltimore (AFC Wild Card, Jan. 6):** Part of a defense that set team postseason records for the fewest single-game net yards allowed (229), including a record 69 in the first half, which was the fewest allowed in a postseason game since the 2006 AFC Wild Card...Finished with two

solo tackles and a pair of passes defended...Participated on all 61 defensive plays after starting at LCB in the first postseason action of his career...**at New England (AFC Divisional, Jan. 13):** Started at LCB and played all but one snap on defense for a total of 82 plays...Posted five tackles (three solo).

**2017:** Played in 15 games, appearing on 280 special teams snaps and 37 on defense...Made four solo tackles and broke up two passes on defense...Posted 15 special teams tackles...Toted eight special teams tackles on punt coverage, pinning the opponent inside their own 20 three times...Registered seven special teams tackles on kickoff coverage with two pinning the opponent inside their own 20...Returned two kicks for 36 yards (18.0 avg.)...**vs. Miami (Sept. 17):** Made his NFL debut, appearing on 11 special teams plays...Registered a special teams tackle on punt coverage, pinning the Dolphins inside their own 20...**vs. Kansas City (Sept. 24):** Played on 16 special teams snaps...**vs. Philadelphia (Oct. 1):** Posted a special teams tackle on punt coverage that forced the ensuing Philadelphia drive to begin inside the 20...**at New York Giants (Oct. 8):** Saw the first action of his career on defense, playing four defensive snaps...Appeared on a team-high 27 special teams plays, posting two tackles on special teams...Registered one on punt coverage and one on kickoff coverage that forced the Giants to start the ensuing drive from inside their own 20...**at Oakland (Oct. 15):** Played a team-high 18 snaps on special teams, totaling a special teams tackle on kickoff coverage...**vs. Denver (Oct. 22):** Posted three special teams tackles...Made one on punt coverage and two on kickoff coverage, pinning Denver inside the 20 once on kickoff coverage...**at New England (Oct. 29):** Toted a special teams tackle on kickoff coverage and two kickoff returns for 36 yards (18.0 avg.)...**at Jacksonville (Nov. 12):** Registered a pass defended, the first defensive statistic of his career...Added two special teams tackles on punt coverage, pinning the Jaguars inside the 20 once...**vs. Buffalo (Nov. 19):** Posted three solo tackles and a pass defended, marking the first defensive tackles of his career...**at Dallas (Nov. 23):** Played on 10 special teams snaps...**vs. Cleveland (Dec. 3):** Saw action on 12 special teams plays, registering a tackle on punt coverage...**vs. Washington (Dec. 10):** Posted a solo tackle...Contributed with a downfield block during WR Travis Benjamin's 47-yard punt return in the fourth quarter...**at Kansas City (Dec. 16):** Registered a special teams tackle on kickoff coverage...**at New York Jets (Dec. 24):** Recorded a special teams tackle on punt coverage for his 14th of the season...**vs. Oakland (Dec. 31):** Posted a special teams tackle on kickoff coverage.



**COLLEGE:** Played four seasons (2013-16) at Brigham Young, appearing in 48 career games with 33 starts...Finished his career with 110 tackles (91 solo), five tackles for loss, an INT, a forced fumble, a recovery and 18 passes defended...Registered his pick and a career-high 2.5 tackles for loss as a senior in 2016...Posted a career-high 10 passes defended as a junior...Set career highs with 43 tackles and 36 solo stops as a sophomore.

**PERSONAL:** Given name Michael Keith Davis... Nickname is 'Vato'...Born in Glendale, Calif. ...Has a son, Atticus Martin Davis Crowe...Of Mexican descent, was central to the team's promotion and marketing efforts surrounding the 2019 regular-season game in Mexico City...Interned at WHOOP, a tech startup, and at the Under Armour headquarters in Maryland...Earned a degree in theater arts with an emphasis in set design from Brigham Young...**High School:** Earned first-team All-Pacific League honors as a WR at Glendale (Calif.) High...As a senior, posted 33 catches for 409 yards (12.4 avg.) and three TDs while rushing for 258 yards and two TDs on 39 carries (6.6 avg.)...Also contributed as a senior with 45 tackles as a S and returning 13 kicks for 394 yards (30.3 avg.), including a 99-yarder...Ran the 100-meter dash in 10.5 seconds and the 200 meters in 21.4 seconds to finish seventh at the California state championship.

### MICHAEL DAVIS NFL STATISTICS

Year	Team	GP	GS	— Tackles —				— Interceptions —					— Fumbles —					
				Total	Solo	Asst	Sacks	Yds	TFL	No.	Yds	Lg	TD	PD	FF	FR	Yds	
2017	Los Angeles Chargers	15	0	4	3	1	0.0	0	0	0	0	0	0	0	1	0	0	0
2018	Los Angeles Chargers	16	9	44	35	9	0.0	0	0	0	0	0	0	0	8	1	0	0
2019	Los Angeles Chargers	12	12	39	31	8	0.0	0	0	2	15	15	0	9	0	0	0	0
2020	Los Angeles Chargers	16	14	63	48	15	0.0	0	2	3	86	78	1	14	0	0	0	0
2021	Los Angeles Chargers	14	14	54	42	12	0.0	0	1	1	0	0	0	12	0	2	0	0
2022	Los Angeles Chargers	17	12	61	47	14	1.0	6	2	1	30	30	0	15	0	0	0	0
<b>NFL Totals</b>		<b>90</b>	<b>61</b>	<b>265</b>	<b>206</b>	<b>59</b>	<b>1.0</b>	<b>6</b>	<b>5</b>	<b>7</b>	<b>131</b>	<b>78</b>	<b>1</b>	<b>59</b>	<b>1</b>	<b>2</b>	<b>0</b>	<b>0</b>

Year	Team	GP	GS	— Tackles —				— Interceptions —					— Fumbles —					
				Total	Solo	Asst	Sacks	Yds	TFL	No.	Yds	Lg	TD	PD	FF	FR	Yds	
2018	Los Angeles Chargers	2	2	7	5	2	0.0	0	0	0	0	0	0	2	0	0	0	0
2022	Los Angeles Chargers	1	1	5	5	0	0.0	0	0	0	0	0	0	2	0	0	0	0
<b>Postseason Totals</b>		<b>3</b>	<b>3</b>	<b>12</b>	<b>10</b>	<b>2</b>	<b>0.0</b>	<b>0</b>	<b>0</b>	<b>0</b>	<b>0</b>	<b>0</b>	<b>0</b>	<b>4</b>	<b>0</b>	<b>0</b>	<b>0</b>	<b>0</b>

### CAREER TRANSACTIONS

- 2017** Signed by Los Angeles Chargers as undrafted free agent, May 12...Waived by Chargers, Sept. 2...Signed by Chargers to practice squad, Sept. 3...Signed to active roster, Sept. 16.
- 2019** Placed on Reserve/Suspended by Commissioner, Nov. 22...Suspension lifted and given exempt status by Commissioner, Dec. 9...Activated from exempt status, Dec. 11.
- 2020** Re-signed by Chargers as restricted free agent, April 9.
- 2021** Re-signed by Chargers as unrestricted free agent, March 17...Placed on Reserve/COVID-19, Dec. 27...Activated from Reserve/COVID-19, Dec. 30.



# CAMERON DICKER ⚡ 11

## KICKER | TEXAS

6-1 | 216 lbs | AUSTIN, TEXAS

ACQUIRED: FREE AGENT — 2022

EXPERIENCE: 2ND NFL SEASON

2ND YEAR WITH CHARGERS

## CAREER HIGHLIGHTS

- ▶ Made 21-of-22 field goals (95.5 pct.) with the Eagles and Chargers in 2022, the best field goal percentage by a rookie since the 1970 NFL-AFL Merger (min. 15 attempts).
- ▶ Finished the season as the AFC Special Teams Player of the Month in December/January, totaling 47 points scored over the final six weeks of the season by making 25 of his 26 kicks (96.2 pct.), including going 11-of-12 in field goals (91.7 pct.).
- ▶ Made game-winning field goals in each of his first two career games (Week 5 with Eagles and Week 9 with Chargers) to become the third rookie kicker since the 1970 NFL-AFL Merger to do so with multiple teams, winning Special Teams Player of the Week both times for his efforts (NFC in Week 5, AFC in Week 9).
- ▶ Set the Chargers single-season record for field goal percentage (min. 15 attempts), making 19 of his 20 field goal attempts (95.0 pct.) with the team.

**2022:** Appeared in 10 games after signing with the Chargers, making 19 field goals on 20 attempts (95.0 pct.), while being a perfect 22 for 22 on point-after tries...Appeared in a game with Philadelphia as a practice squad elevation, making a 23-yard game-winning field goal with less than two minutes remaining in his debut... In his Chargers debut, kicked a game-winning 37-yard field goal as time expired for his second game-winning field goal occurring under two minutes of regulation or overtime...Became the third rookie since 1970 to convert game-winning field goals for two different teams in a single season...Recorded a career-high 11 points in a single game against the Dolphins in Week 14... Converted a game-winning 43-yard field goal in Week 15 vs. Tennessee, his third such field goal of the season...**at Arizona (Oct. 9):** Converted on both of his field goal attempts (42, 23 yards) and tallied two extra points to total eight points scored on the afternoon...Tallied a 23-yard field goal under two minutes in the fourth quarter to tally his first game-winning kick in his first career NFL game...**at Atlanta (Nov. 6):** Tallied two field goals (31, 37 yards) and two made extra points to

## HONORS AND AWARDS

- 2022:** Professional Football Writers of America All-Rookie (K)  
AFC Special Teams Player of the Month (December/January)  
NFC Special Teams Player of the Week (Week 5 at Arizona)  
AFC Special Teams Player of the Week (Week 9 at Atlanta)

record eight total points scored...Converted his 37-yard field goal as time expired for his second game-winning field goal in as many games played...**at San Francisco (Nov. 13):** Recorded three field goals (47, 25, 40) and an extra point to record a career-high 10 points...**vs. Kansas City (Nov. 20):** Tallied two field goals (46, 21) and three PATs for nine points on the day...**at Arizona (Nov. 27):** Tallied a field goal (26 yards) and two PATs for five points...Extended his perfect start to his career to 20 kicks (10 field goals, 10 PATs)...**at Las Vegas (Dec. 4):** Made two field goals (37, 34) on three attempts, as well as adding two PATs for eight total points...**vs. Miami (Dec. 11):** Recorded a career-high 11 points, tallying three field goals (33, 31, 28) and two extra points...**vs. Tennessee (Dec. 18):** Converted a game-winning 43-yard field goal with eight seconds remaining in the game, as well as adding two extra points for five points...Made his third game-winning kick with less than two minutes remaining in regulation or overtime, which tied for the most in the NFL up to that point and the second-most by a rookie in NFL history...**at Indianapolis (Dec. 26):** Converted two field goals (24, 21) and made both extra points...**vs. L.A. Rams (Jan. 1):** Converted an attempt from 40 yards, as well as converting on all four extra point attempts for a total of seven points...**at Denver (Jan. 8):** Converted both of his field goal attempts (48, 36), as well as both of his extra points...His 48-yard field goal was a career long...**at Jacksonville (AFC Wild Card, Jan. 14):** Converted three of four field goal attempts (22, 23, 50-yard makes), as well as all three PATs for 12 total points...Helped the offense accrue 17 points in the first quarter, the third-most points in a single quarter in Chargers playoff history... Helped the offense total 27 points in the first half, the second-most ever in a Chargers playoff game...His 12 points tied for the second-most by a K in a playoff game in Chargers history.



**COLLEGE:** A four-year starter at Texas (2018-21), appeared in 49 career games and departed as the program's all-time leader in points scored by a K (286) with the most career field goals made (60)...Named first-team All-Big 12 Conference as a senior in 2021 after twice earning second-team All-Conference recognition in 2018 and 2020...As a freshman in 2018, made 18 field goals to set the record for most field goals made by a freshman in Texas history...Also earned Academic All-Big 12 recognition following each of his final three seasons.

**PERSONAL:** Given name Cameron Dicker... Born in Hong Kong, China...Spent the first 11 years of his life in Shanghai and spent time living in Taiwan before moving to the United States... He is the first player ever born in Hong Kong to appear in an NFL game...Graduated from The University of Texas at Austin with a bachelor's degree in marketing...**High School:** Attended Lake Travis High in Austin, Texas...A two-time All-State selection, served as the program's primary K each of his last three seasons...Totaled 331 career points at Lake Travis, including 34-of-43 field goals and 229 extra points...Added punt responsibilities over his final two seasons... Selected to the 2017 Super Team by Dave Campbell's Texas Football publication.

**CAMERON DICKER NFL STATISTICS**

Year	Team	GP	- Field Goals -					- PAT -				- Total - Points
			FG	FGA	Pct.	Lg	Blk	XP	XPA	Pct.	Block	
2022	Philadelphia	1	2	2	100.0	42	0	2	2	100.0	0	8
	Los Angeles Chargers	10	19	20	95.0	48	0	22	22	100.0	0	79
<b>NFL Totals</b>		<b>11</b>	<b>21</b>	<b>22</b>	<b>95.5</b>	<b>48</b>	<b>0</b>	<b>24</b>	<b>24</b>	<b>100.0</b>	<b>0</b>	<b>87</b>

Year	Team	- 0-19 Yards -			- 20-29 Yards -			- 30-39 Yards -			- 40-49 Yards -			- 50+ Yards -		
		FG	FGA	Pct.	FG	FGA	Pct.	FG	FGA	Pct.	FG	FGA	Pct.	FG	FGA	Pct.
2022	Philadelphia	0	0	-	1	1	100.0	0	0	-	1	1	100.0	0	0	-
	Los Angeles Chargers	0	0	-	6	6	100.0	7	7	100.0	6	6	100.0	0	1	0.0
<b>NFL Totals</b>		<b>0</b>	<b>0</b>	<b>-</b>	<b>7</b>	<b>7</b>	<b>100.0</b>	<b>7</b>	<b>7</b>	<b>100.0</b>	<b>7</b>	<b>7</b>	<b>100.0</b>	<b>0</b>	<b>1</b>	<b>0.0</b>

Year	Team	GP	- Field Goals -					- PAT -				- Total - Points
			FG	FGA	Pct.	Lg	Blk	XP	XPA	Pct.	Block	
2022	Los Angeles Chargers	1	3	4	75.0	50	0	3	3	100.0	0	12
<b>Postseason Totals</b>		<b>1</b>	<b>3</b>	<b>4</b>	<b>75.0</b>	<b>50</b>	<b>0</b>	<b>3</b>	<b>3</b>	<b>100.0</b>	<b>0</b>	<b>12</b>

Year	Team	- 0-19 Yards -			- 20-29 Yards -			- 30-39 Yards -			- 40-49 Yards -			- 50+ Yards -		
		FG	FGA	Pct.	FG	FGA	Pct.	FG	FGA	Pct.	FG	FGA	Pct.	FG	FGA	Pct.
2022	Los Angeles Chargers	0	0	-	2	2	100.0	0	0	-	0	1	0.0	1	1	100.0
<b>Postseason Totals</b>		<b>0</b>	<b>0</b>	<b>-</b>	<b>2</b>	<b>2</b>	<b>100.0</b>	<b>0</b>	<b>0</b>	<b>-</b>	<b>0</b>	<b>1</b>	<b>0.0</b>	<b>1</b>	<b>1</b>	<b>100.0</b>

**CAREER TRANSACTIONS**

- 2022** Signed by Los Angeles Rams as undrafted free agent, May 10...Waived by Rams, Aug. 16...Signed by Baltimore Ravens, Aug. 26...Waived by Ravens, Aug. 28...Signed by Philadelphia Eagles to practice squad, Oct. 5...Activated from practice squad (standard elevation), Oct. 8...Reverted to practice squad, Oct. 10...Released by Eagles from practice squad, Oct. 29...Signed by Los Angeles Chargers to practice squad, Nov. 3...Activated from practice squad (standard elevation), Nov. 5...Reverted to practice squad, Nov. 7...Activated from practice squad (standard elevation), Nov. 12...Reverted to practice squad, Nov. 14...Activated from practice squad (standard elevation), Nov. 19...Reverted to practice squad, Nov. 21...Signed to active roster, Nov. 22.
- 2023** Re-signed by Chargers as exclusive rights free agent, March 22.



# AUSTIN EKELER **30**

**RUNNING BACK | WESTERN STATE COLORADO**

5-10 | 200 lbs | EATON, COLO.

ACQUIRED: FREE AGENT — 2017

EXPERIENCE: 7TH NFL SEASON

7TH YEAR WITH CHARGERS

## CAREER HIGHLIGHTS

- ▶ Led the NFL in scrimmage touchdowns in each of the last two seasons, joining Hall of Fame FL Lance Alworth as the only Chargers to lead the league in touchdowns multiple times.
- ▶ Paced all players in 2022 with 18 scores in the regular season (13 rushing, five receiving), becoming the fourth player in the last 15 years to record consecutive seasons with 15-plus touchdowns.
- ▶ Tied for an NFL-best 20 scrimmage touchdowns in 2021 (12 rushing, eight receiving), recording the sixth season in NFL history with at least eight touchdowns on the ground and through the air.
- ▶ Added a pair of rushing scores in the 2022 AFC Wild Card, becoming just the seventh player in NFL history to have 20 touchdowns in consecutive seasons (regular and postseason combined).
- ▶ In the 2019 win at Jacksonville, registered the 35th performance ever and second by a Charger with 100 yards rushing and 100 yards receiving, doing so in just 12 touches, the fewest in a 100/100 performance in NFL history.
- ▶ Is one of just eight players in NFL history to post at least 25 rushing touchdowns and 25 receiving touchdowns in a career, and joined Hall of Fame RB Lenny Moore as the only to accomplish the feat within their first six pro seasons.
- ▶ Ranks sixth in the Super Bowl era (since 1966) among running backs with 29 touchdown catches, which is also tied with Brian Westbrook for the most by any running back with a single team in the Super Bowl era.
- ▶ Led all running backs and ranked tied for No. 5 in the NFL last season with 107 receptions, which also tied for the second-most receptions by a running back in a single season in history.
- ▶ Totaled 3,195 scrimmage yards over the past two seasons (career-high 1,637 in 2022 and 1,558 in '21), ranking No. 4 in the NFL over that span.
- ▶ In 2021, scored nine touchdowns in primetime games to tie Hall of Fame RB Emmitt Smith (1995) for the second-most in a single season in history, trailing only Hall of Fame WR Randy Moss' 11 in the 2007 season.
- ▶ Registered four games with a rushing touchdown and receiving touchdown in each of the past two seasons, becoming the first player to do so multiple times in a career.
- ▶ Recorded three games in 2022 with 10 or more catches, giving him seven 10-catch performances for his career to rank No. 2 in NFL history among running backs.
- ▶ In the 2020 season finale win over Kansas City, caught his 16th career touchdown to set the all-time club record for most receiving scores by a running back, passing Hall of Fame RB LaDainian Tomlinson (15).
- ▶ Took the first handoff of his career for a 35-yard score in Week 4 of the 2017 season vs. Philadelphia.
- ▶ Made the 53-man roster as an undrafted free agent in 2017, finishing his rookie campaign with five scrimmage touchdowns while playing in all 16 games.

## HONORS AND AWARDS

**2022:** Started all 17 regular-season games at RB and led the NFL with 18 scrimmage TDs, including a career-high 13 rushing scores... Finished the year with 107 receptions, a single-season franchise record and tying for the second-most by any RB in a single season, which ranked tied for fifth-most among all NFL players in 2022...Tallied a career-high 1,637 yards from scrimmage...Registered 722 receiving yards on the 107 catches (6.7 avg.) with five TDs and 915 yards rushing on 204 carries (4.6 avg.) with 13 scores...In the AFC Wild Card Round matchup against the Jaguars, found the end zone twice on the ground, helping reach 20 scrimmage TDs in the postseason and regular season combined, becoming just the seventh player in NFL history to do so in back-to-back seasons...Logged three double-digit catch games, the most among NFL RBs and the second-most in a single season by any RB in a single season in league history (Christian McCaffrey, five games in 2019)...Led the league with four games of at least one rushing TD and one receiving TD, with his 10 career performances tied for the fifth-most over a career by any player in NFL history...Collected 36 first downs receiving, leading all NFL RBs...Posted two rushes of 70-plus yards, becoming the first Charger to do so since Hall of Fame RB LaDainian Tomlinson in 2003...Found the end zone on three occasions in the Week 4 win over Houston, marking his fourth-career three-plus TD outing, which tied for second-most across the NFL since 2019 and are second-most by any player in Chargers history...Reached 25 career receiving touchdowns in the win over Houston, becoming the youngest RB in the common draft era (since 1967) to reach the mark (27 years, 138 days)...Collected 199 yards from scrimmage in the Week 5 win at Cleveland, the highest single-game mark in the NFL through the league's first five weeks...Became the first RB since the NFL-AFL Merger (1970) to record multiple receiving TDs in each of the first six seasons of a career... Became just the eighth RB in league annals to reach both 25 rushing TDs and 25 receiving TDs over a career...Became the first Charger to have 10 rushing TDs in consecutive seasons since Hall of Fame RB LaDainian Tomlinson (2008-09)... Became the fourth NFL player in the last 15 years to have consecutive seasons with 15-plus scrimmage scores...Found the end zone twice on the ground for the second-straight week in the win against the Rams, reaching a league-leading 18 scrimmage scores on the season and a career-high 13 rushing TDs on the year...Set the single-season franchise record with 107 catches on the year and tying for the second-most in a single season ever by a running back...**Awards:** AFC Offensive Player of the Week (Week 17)... Nickelodeon Valuable Player (Week 4)...**vs. Las Vegas (Sept. 11):** Led the rushing attack in the win over Las Vegas with 14 carries for 36 yards (2.6 avg.), adding a team-high four receptions out of the backfield for 36 yards (9.0 avg.) through the air...Of his four receptions, three went for first downs...**at Kansas City (Sept. 15):** Accounted for a team-best nine catches, totaling 55 yards receiving, as well as 39 yards on 14

**2022:** *AFC Offensive Player of the Week*  
(Week 17 vs. L.A. Rams)

rushing attempts (2.8 avg.) to secure 94 scrimmage yards...**vs. Jacksonville (Sept. 25):** Led the offense with eight catches for 48 yards (6.0 avg.)...On his second reception of the game, helped QB Justin Herbert reach his 900th career completion in his 35th career game, doing so faster than any passer in league history...**at Houston (Oct. 2):** Rushed 13 times for 60 yards (4.6 avg.) and two TDs, adding 49 yards receiving on six catches with a TD to total 109 yards from scrimmage, helping the unit net a season-high 419 yards of total offense...Found the end zone three times in the final three quarters, registering his fourth-career three-plus-TD performance...Took scrimmage TD total since the start of 2021 to 23, the most by any player in the NFL... Reached 25 career receiving scores in the win over Houston, becoming the youngest running back in the common draft era to reach the mark (27 years, 138 days)...**at Cleveland (Oct. 9):** Tallied a career-best 173 yards on the ground on 16 carries (10.8 avg.), adding 26 yards receiving to total 199 yards from scrimmage, the highest single-game output by any player in the NFL through the first five weeks...Totaled two scrimmage TDs, taking his career total to 50...Registered eighth career game with at least one TD rushing and one TD receiving, the most in the NFL since 2019 and the most ever by an undrafted running back... Became the first running back since the NFL-AFL Merger (1970) to record multiple receiving scores in each of the first six seasons of a career...In the first quarter, broke free for a 71-yard rush, the fourth-longest non-scoring run in franchise history...The 71-yard scamper registered as the third-longest rush through Week 5 of the NFL season...Along with WR Mike Williams (134 yards), became the first Chargers duo to hit the century mark in rushing and receiving in the same game since 2019 when he hit both accolades himself...Helped the offensive unit collect a season-high 465 yards from scrimmage and 26 first downs...**vs. Denver (Oct. 17):** Hauled in a team-best 10 passes for 47 yards (4.7 avg.), along with 36 yards on 14 carries (2.6 avg.) and one rushing score to rack up 83 yards from scrimmage...The rushing TD took his career total to 25, becoming the eighth player in league history to accumulate both 25 rushing and 25 receiving TDs...**vs. Seattle (Oct. 23):** Led the receiving efforts with a season-high with 12 receptions, his most since 2019, for 96 yards (8.0 avg.)...Collected 127 yards from scrimmage with 31 yards on the ground, marking third performance of 100-plus yards from scrimmage over the last four games...Collected seven receiving first downs, marking the second-most receiving first downs by any RB in a single game in NFL history, the first occurrence by any back in the league since 2019 (Christian McCaffrey)... Collected his third outing with at least one

## BEYOND THE BOLT



*Ekeler launched a platform and mobile app – Eksperience – in the last year to connect creators, athletes and celebrities with fans in a way unseen before. Eksperience allows talent to offer custom and unique interactions to members of their community.*

*As one of the original owners of the Fan Controlled Football League, Ekeler was a Co-Owner of a the Wild Aces in the league's first season in 2021, which won the championship in the league's inaugural season. The team reorganized after a co-owner departed, and became known as Shoulda Been Stars.*

*Ekeler hosted video at-home workouts on Twitch to engage with fans and help them stay committed to physical fitness and exercise during the COVID-19 pandemic. He continues to post workouts to his social media accounts as a motivation to others to continue making physical activity a priority in their lives.*

rushing TD and one receiving TD, the most among all players in the NFL through Week 7... Added 31 yards on nine carries (3.4 avg.) with a TD...**at Atlanta (Nov. 6):** Rushed 14 times for 47 yards (3.4 avg.) and a TD with seven catches for 24 yards (3.4 avg.) and a score...Reached 10 career games with at least one rushing TD and one receiving TD, his league-leading fourth such game of the season, becoming just the third player to reach 10 such games in their first six seasons in NFL history...Of his seven receptions, three either converted for a first down or found the end zone...Both of his two scrimmage scores occurred in the first half, taking his season total for first-half TDs to a league-leading seven...**at San Francisco (Nov. 13):** Led the offense's receiving efforts with seven catches for 39 yards (5.6 avg.), adding six carries for 24 yards (4.0 avg.) on the ground...With seven catches, tied Saints RB Alvin Kamara (2020) for the most by a RB through the first nine games of a season in NFL history...Recorded at least seven catches for the fourth-straight game, tying for the second-longest stretch by a RB since 2000...**vs. Kansas City (Nov. 20):** Rushed for 83 yards 19 carries (4.4 avg.), adding 17 yards receiving on two catches to reach 100 scrimmage yards on the day, his 25th career game with at least 100 yards from scrimmage and fourth occurrence of the season...His two receptions gave him 69 on the year, good for the most in NFL history by a RB through their team's first 10 games of a season...With his second-quarter rushing RD, reached 11 total scores from scrimmage on the year, which tied for second-most in the NFL...**at Arizona (Nov. 27):** Caught a game-high 11 passes for 60 yards (5.5 avg.), including the TD to set up the game-winning two-point conversion late in the fourth quarter, and added 20 yards on five carries (4.0 avg.) to notch 80 yards from scrimmage on the afternoon and eclipse 1,000 yards from scrimmage on the season...Reached 80 catches on the season, the most by a RB

through their team's first 11 games in NFL history...The 10-catch outing marked his third of the season, the second-most by any RB in a single season in league annals (Christian McCaffrey, five games in 2019)...Marked fifth receiving score of the season and seventh game out of the team's last eight outings with at least one scrimmage TD...On third down of the final offensive drive, nearing the goal line, caught a screen to the left and took the grab 10 yards for a first down with less than 25 seconds remaining, giving the offense a fresh set of downs at the one-yard line...On the following play, caught a pass in the flat to the right and turned upfield, breaking the plane of the goal line and hitting the pylon to secure the TD, setting up the eventual game-winning two-point conversion... With 12 scrimmage TDs on the season, tied for the most scores in the AFC and the second-most in the NFL in 2023...**at Las Vegas (Dec. 4):** Accounted for five receptions for 67 yards (13.4 avg.), adding 35 yards on the ground on 10 rushes (3.5 avg.) to total 102 yards from scrimmage, his fifth outing with 100-plus scrimmage yards on the season and the 26th such game of his career...With five receptions, secured the NFL record for most catches by a RB in the first 12 games of a single season in NFL history...**vs. Miami (Dec. 11):** Accounted for eight receptions for 59 yards (7.4 avg.) with 15 rushes for 45 yards (3.0 avg.) on the ground to notch 104 yards from scrimmage, reaching the century mark for the second-straight game and sixth time in 2022...Reached 93 catches on the season, the most by any RB through their first 13 games in league history, marking 375 career receptions to gather the most by any undrafted RB in the common draft era (since 1967)...Found the end zone on a one-yard rushing TD late in the first half, securing his 13th scrimmage score of the season to rank second in the NFL and third among all AFC players in scrimmage scores on the season...**vs. Tennessee (Dec. 18):** Rushed for 58 yards on 12 carries (4.8 avg.) with a TD, his ninth rushing score of the season and 30th of his career...Added two receptions for 12 yards (6.0 avg.)...With two catches, reached 95 on the season, the most by any RB through their team's first 14 games of a single season in NFL history...**at Indianapolis (Dec. 26):** Tallied a season-high 18 carries for 67 yards (3.7 avg.) with two rushing scores, his fourth performance with multiple TDs on the ground in his career...Added four receptions for 12 yards (3.0 avg.)...With two rushing touchdowns, took his season total to 16 scrimmage scores, the most by any player in the league...Became the first Charger to have 10 rushing TDs in consecutive seasons since Hall of Fame RB LaDainian Tomlinson (2008-09)... Became the fourth NFL player in the last 15 years to have consecutive seasons with 15-plus scrimmage TDs...**vs. L.A. Rams (Jan. 1):** Accounted for 161 yards from scrimmage (122 rushing, 39 receiving) behind his fourth career 100-yard rushing performance, adding two rushing scores to collect an NFL-best 18 scrimmage TDs on the season...With two rushing scores for the second-straight week, set a single-season career-high with 13 rushing scores...In the second quarter, broke off a

career-long 72-yard rushing TD, the sixth-longest run in the NFL on the year and the longest by a Chargers RB since 2017, becoming the only player to have multiple carries of 70-plus yards in 2023 and the first Bolt to do so in a single season since LaDainian Tomlinson in 2003...Added four receptions in the game, reaching 103 on the season to mark just the sixth occurrence of a RB reaching the century mark for receptions in a single season in league annals, as he set the franchise record for most receptions by a RB (Tomlinson had 100 in 2003)...**at Denver (Jan. 8):** Capped the regular season slate with four receptions for 36 yards (9.0 avg.) and 11 rushes for 34 yards (3.1 avg.)...With four grabs, set the franchise's single-season record with 107 catches on the season, which is tied for the second-most all-time by a RB in a single season...**at Jacksonville (AFC Wild Card, Jan. 14):** Rushed for 35 yards and two touchdowns on 13 carries (2.7 avg.), becoming the first Chargers player to account for multiple rushing scores in a single postseason game since RB Darren Sproles in the 2008 AFC Wild Card home game against Indianapolis...Added two receptions for eight yards (4.0 avg.)...With two TDs, reached 20 scrimmage scores in the regular season and postseason combined, becoming just the seventh player to hit 20 scrimmage TDs in consecutive seasons in league history.

**2021:** In 16 starts at RB, totaled a career-high 1,558 scrimmage yards, raking third in the NFL among RBs...Ran for a career-high 911 yards and a career-best 12 TDs on 206 carries (4.4 avg.) while hauling in 70 passes for 647 yards (9.2 avg.) and eight TDs...The 20 scrimmage TDs tied for the league lead...Posted the sixth season in NFL history with at least eight rushing scores and eight TD catches...Scored nine TDs in prime-time contests, tying Hall of Fame RB Emmitt Smith (1995) for the second-most in a single season in NFL history, trailing only Hall of Fame WR Randy Moss' 2007 season (11)...Scored a TD in eight consecutive games, the longest streak by a Charger since Hall of Fame RB LaDainian Tomlinson had a 10-game streak from 2005-06...Totaled 124 points on the season, the second-most ever in a season by a Chargers non-kicker...Topped 100 rushing yards in one game, marking the second time of his career...In the fourth quarter of the Week 5 win, ran in two scores and caught a third, becoming the first player in over a decade and the fifth since 1991 to do so in a single fourth quarter...On *Sunday Night Football*, recorded four scrimmage TDs (two rushing and two receiving), the first Charger since 2015 to do so and the first NFL RB since Maurice Jones-Drew in 2011 to have multiple rushing scores and multiple receiving scores in a single game...The performance in Week 11 was his third of the season with a TD run and a TD catch, finishing the year with a league-best four games...Had eight games with 100-plus scrimmage yards to tie for third in the NFL among RBs, including a streak of four-straight games...Eclipsed 5,000 career scrimmage yards, joining Willie Parker and Arian Foster as the only RBs in the common draft era to do so within their first five pro seasons...**Awards:** Selected as a second alternate for the Pro Bowl...

Pro Football Journal Second-Team All-Pro (RB)...PFJ Second-Team All-AFC (RB)...**at Washington (Sept. 12):** Ran for 57 yards and a TD on 15 attempts (3.8 avg.)...On the three-yard TD, took the shotgun handoff to the left through a hole created by T Rashawn Slater and G Matt Feiler...The score gave him 10 career rushing TDs, joining Danny Woodhead as the only undrafted players in history to total 15-plus receiving scores and 10-plus rushing scores in a career...Took a stretch handoff in the third quarter to the right behind G Oday Aboushi and C Corey Linsley, breaking tackle attempts by DE Chase Young and CB William Jackson III for a 14-yard gain...**vs. Dallas (Sept. 19):** Hauled in a game-high nine passes for 61 yards (6.8 avg.)...Added 54 yards on 11 rushing attempts (6.0 avg.) to total 115 yards from scrimmage...The performance marked the 14th of 100-plus scrimmage yards in his career...Took a handoff on the team's first play from scrimmage for a 20-yard gain behind blocks from G Matt Feiler and T Rashawn Slater...Converted a two-point attempt in the second quarter by taking a shotgun handoff and running behind the blocks of Oday Aboushi and Corey Linsley...Held on to a deep 20-yard completion late in the third quarter despite an unnecessary roughness hit by CB Trevon Diggs...**at Kansas City (Sept. 26):** Caught six passes for 52 yards (8.7 avg.) and his first receiving TD of the season...On the TD, caught a pass out of the backfield and sprinted away from LB Anthony Hitchens to beat S Tyrann Mathieu to the pylon for the 16-yard score...The scoring grab gave him 17 for his career, tying Danny Woodhead for the most by an undrafted RB in the common draft era...Added 55 rushing yards on 11 attempts (5.0 avg.) to post his second-straight game with 100-plus scrimmage yards...**vs. Las Vegas (Oct. 4):** Set a single-game career high with 117 rushing yards and TD on 15 attempts (7.8 avg.), marking his second career 100-yard rushing game...Added receiving score and 28 yards on three catches (9.3 avg.)...The 145 yards from scrimmage were the fifth-most in a game for his career and marked his third-straight contest with 100-plus scrimmage yards...The receiving score was career TD catch No. 18, passing Danny Woodhead for the most by an undrafted RB in the common draft era (since 1967)...Took a draw handoff in the first quarter for an 18-yard gain after forcing a missed tackle attempt by CB Trayvon Mullen Jr. ...Beat LB Denzel Perryman in the red zone to haul in the 14-yard TD pass in the waning seconds of the first half...Punched in the game-sealing TD on an 11-yard run in the fourth quarter behind blocks from Matt Feiler, Corey Linsley and WR Mike Williams...**vs. Cleveland (Oct. 10):** Recorded his fourth-straight game with 100-plus scrimmage yards, totaling 119 on the day (66 rushing, 53 receiving)...Posted two rushing scores and the 66 yards on 17 attempts (3.9 avg.) while hauling in another TD and the 53 receiving yards on five receptions (10.6 avg.)...All three scrimmage TDs came in the fourth quarter, making him the first player in over a decade and the fifth since 1991 to do so in a single fourth quarter...The receiving TD gave him 19 for his career, joining Chuck Foreman and James White as the only RBs in the common draft era (since 1967) to have at least 19 TD grabs through the first five seasons of a career...Ran in



his first TD of the day between the blocks of Matt Feiler and FB Gabe Nabers...Scored for the second time by taking a screen-pass in the left flat and utilizing blocks from Feiler, Corey Linsley and G/T Michael Schofield III to punch in the 19-yard TD... **at Baltimore (Oct. 17):** Saw his streak of games with 100-plus yards from scrimmage come to an end, finishing the game with 55 scrimmage yards...Posted his longest catch of the day in the second quarter, beating CB Marlon Humphrey on an angle-route to gain 18 yards...**vs. New England (Oct. 31):** Posted his fifth 100-yard scrimmage game of the season, totaling 124 yards on the day (64 rushing, 60 receiving)...Averaged 5.0 yards per carry on 11 attempts, punching in a rushing TD...Caught six passes on the day (10.0 avg.)...Set up the rushing TD by converting a fourth-and-one the play before...On the five-yard score, kept his legs churning and powered his way into the end zone with the help of teammates...Started a third-quarter scoring drive by taking a handoff between blocks from Matt Feiler and Corey Linsley for a 28 yards, powering for 13 of those yards after first contact...**at Philadelphia (Nov. 7):** Ran 17 times for 59 yards (3.5 avg.) and caught three passes for 23 yards (7.7 avg.) to total 82 yards from scrimmage...Set up the offense's final TD of the day by taking a pitch to the left and breaking multiple tackles to gain 14 yards...**at Minnesota (Nov. 14):** Ran for 44 yards on 11 attempts (4.0 avg.) and caught three passes for 15 yards (5.0 avg.) and a TD...The two-yard TD catch was No. 20 for his career...At 26 years, 181 days old, became the youngest RB in the common draft era (since 1967) to eclipse the mark...On the score, settled at the goal line and hauled in the pass between LB Eric Kendricks and LB Nick Vigil...**vs. Pittsburgh (Nov. 21):** Made his third appearance and second start at RB on *Sunday Night Football*, with all three games coming against the Steelers...Recorded four scrimmage TDs (two rushing, two receiving) and 115 yards from scrimmage (50 rushing, 65 receiving)...Became the first NFL RB since Maurice Jones-Drew in 2011 to have multiple rushing scores and multiple receiving scores in a single game and the first Charger since 2015 with four scrimmage TDs in a single game (Danny Woodhead)...The performance in Week 11 was his league-leading third of the season with a TD run and a TD catch...Finished the game with 22 career TD catches, the most by a RB in the common draft era (since 1967) within their first five professional seasons...In the first quarter, ran in a six-yard TD for his first of the day behind the left side of the offensive line from shotgun formation...Ran an angle-route in the second quarter away from the coverage of LB Devin Bush to haul in the 10-yard score for his second scrimmage TD...In the third quarter, caught a swing-pass in the right flat, forcing missed tackles by CB James Pierre and S Terrell Edmunds to record a 17-yard score...Cut a fourth-quarter handoff back to the left side, scoring on a five-yard run behind key blocks from Michael Schofield and WR Jalen Guyton...**at Denver (Nov. 28):** Caught six passes for 68 yards (11.3 avg.) and a TD...Added 31 rushing yards on 12 attempts (2.6 avg.)...The TD catch gave him seven for the year, making him the second RB in the last

60 years (Kareem Hunt, 2018) to have seven TD runs and seven receiving scores through their team's first 11 games of a season...Eclipsed 1,000 scrimmage yards for the year and 5,000 for his career, joining Willie Parker and Arian Foster as the only undrafted RBs to do so within their first five seasons in the common draft era (since 1967)...On the score, ran an angle-route from the backfield in shotgun formation before catching the pass and beating three defenders to the end zone for the 12-yard TD...**at Cincinnati (Dec. 5):** Recorded 104 yards from scrimmage, his seventh 100-yard scrimmage game of the season and 20th of his career...Ran for 59 yards and a TD on 14 attempts (4.2 avg.)...Caught five passes for 45 yards (9.0 avg.)...Scored the game-sealing TD on a one-yard run in the fourth quarter, powering through defenders to reach the end zone...**vs. N.Y. Giants (Dec. 12):** Totaled 84 scrimmage yards before departing due to an ankle injury...Ran 12 times for 67 yards (5.6 avg.) and a TD, marking his ninth rushing score of the year...Caught two passes for 17 yards (8.5 avg.)...On the opening play of the second quarter, bounced a handoff outside to the left for a 17-yard gain, utilizing a good block from TE Tre' McKitty...**vs. Kansas City (Dec. 16):** Extended his streak of games with a TD to six consecutive, the longest streak by a Charger since 2018...Ran for 59 yards and his 10th rushing TD of the year on 12 attempts (4.9 avg.)... Caught four passes for 23 yards (5.8 avg.), finishing with 82 scrimmage yards...**vs. Denver (Jan. 2):** Ran in his 11th TD of the season, giving him 18 scrimmage scores on the year...Finished with 112 yards from scrimmage (58 rushing, 54 receiving), his eighth 100-yard scrimmage game of the season...Took a shotgun handoff in the first quarter to the right behind blocks from TE Stephen Anderson and Jalen Guyton for a 14-yard gain, setting up his TD run on the next play...Ran a swing-route and caught a pass in the left flat late in the first half, gaining 11 yards on fourth-and-two to extend an eventual TD drive...In the third quarter, snuck out of the backfield into the left flat, catching the pass and breaking a tackle attempt by S Justin Simmons, maintaining his balance and running upfield, forcing another missed tackle by S Kareem Jackson to turn in a 40-yard catch-and-run...**at Las Vegas (Jan. 9):** Posted his NFL-best fourth game of the season with a rushing TD and a receiving score...Ran 16 times for 64 yards (4.0 avg.) and the score, while hauling in five passes for 35 yards (7.0 avg.) and the TD, finishing with 99 yards from scrimmage...The game marked his eight-straight with a scrimmage TD...Caught a first-quarter pass that was deflected in the air for a 14-yard gain to move the chains on third-and-five, extending the team's first scoring drive...Capped off that drive early in the second quarter by taking a shotgun handoff up the middle, breaking a tackle attempt by LB Divine Deablo and keeping his balance for a 14-yard rushing TD...Scored on a 14-yard TD catch on the following drive, catching a screen pass in the left flat and juking past Denzel Perryman to power into the end zone...Caught a two-point conversion in the fourth quarter in the front, left corner of the end zone to pull the team within seven points.

**2020:** Started 10 games at RB, rushing for 530 yards and a TD on 116 attempts (4.6 avg.)...Added 54 receptions for 403 yards (7.5 avg.) and a pair of scores to total 933 yards from scrimmage... Had two games with 11 catches and topped 100 scrimmage yards four times...Became the fourth RB since the 1970 NFL-AFL merger to have 15 TD catches before turning 26 years old...Set the all-time team record for receiving TDs by a RB with his 16th in the season finale, passing Hall of Fame RB LaDainian Tomlinson's 15 receiving scores with the team...Eclipsed 1,500 yards rushing and 1,500 yards receiving on the 473rd offensive touch of his career, the third-fewest by a RB since the merger (New Orleans' Alvin Kamara did so on his 470th and Dallas' Herschel Walker on his 471st)...Missed six games with a hamstring injury after being placed on Reserve/Injured on Oct. 9 and returned to action after being activated on Nov. 28...**at Cincinnati (Sept. 13):** Hauled in a three-yard pass and ran 19 times for 84 yards (4.4 avg.)...Took a speed-option pitch to the left in the second-quarter, utilizing a block from TE Stephen Anderson for a 13-yard gain...**vs. Kansas City (Sept. 20):** Recorded his first game with 100-plus yards from scrimmage, finishing with 148 on the day...Rushed for a season-high 93 yards on 16 attempts (5.8 avg.)... Added four catches for 55 yards (13.8 avg.)...His rushing effort gave him over 1,500 yards rushing and 1,500 yards receiving in his career...Eclipsed 1,500 yards rushing and 1,500 yards receiving on the 473rd offensive touch of his career, the third-fewest by a RB since the merger (New Orleans' Alvin Kamara did so on his 470th and Dallas' Herschel Walker on his 471st)...Kicked off the game with back-to-back carries for nine yards each, helping set the tone for the team's game-opening TD drive...Motioned from right-to-left on third-and-four before running a wheel-route down the left sideline, catching a jump ball from QB Justin Herbert for a first down to the Kansas city four-yard line...Later in the opening quarter, took a swing-pass in the right flat for a 10-yard gain after breaking a tackle attempt by S Juan Thornhill...Took a short pass in the middle of the field in the second quarter, breaking the tackle attempts of Thornhill and LB Ben Niemann for a 22-yard gain...Later in the half, spun out of the arms of DT Chris Jones in the backfield to turn the play into a carry for nine yards...**vs. Carolina (Sept. 27):** Had 143 scrimmage yards (59 rushing, 84 receiving), registering his second game with 100 scrimmage yards in as many weeks...Set a season high with 11 catches...Punched in a 12-yard rushing TD for his first score of the season...On the score, took a handoff up the middle behind a block from TE Hunter Henry and breaking tackles of S Trey Boston, S Jeremy Chinn and CB Rasul Douglas...Set up his TD run by taking a screen pass in the left flat, using blocks from C Dan Feeney and G Ryan Groy to gain 28 yards... **at Tampa Bay (Oct. 4):** Had two carries for 12 yards (6.0 avg.) and a two-yard reception before exiting early in the game with a hamstring injury... **at Buffalo (Nov. 29):** Returned after a seven-week absence on Reserve/Injured to start at RB and post his third game with 100-plus scrimmage yards on the season...Totaled 129 yards from scrimmage (44 rushing, 85 receiving)...Tied

this season high with 11 receptions while the 85 receiving yards set a single-game season high... In the first quarter, took a swing-pass in the left flat for 14 yards on third-and-10 running away from the coverage of LB A.J. Klein...Took a draw handoff and bounced it outside behind blocks from G Forrest Lamp and WR Keenan Allen for a 13-yard gain...**vs. New England (Dec. 6):** Ran for 36 yards on eight attempts (4.5 avg.) and hauled in four passes for 32 yards (8.0 avg.)...**vs. Atlanta (Dec. 13):** Recorded his fourth performance of the season of 100-plus scrimmage yards...Carried the ball 15 times for 79 yards (5.3 avg.) and added 67 receiving yards on nine receptions (7.4 avg.) to total 146 yards from scrimmage, the fourth-best single-game output of his career...Took a shotgun handoff in the first quarter to the right, breaking a tackle of DT Tyeler Davison for the first of his back-to-back 13-yard carries...Had another shotgun carry for 13 yards in the third quarter, taking it up the middle and breaking four tackles before being brought down...**at Las Vegas (Dec. 17):** Registered four receptions for 19 yards (4.8 avg.) and 13 carries for 60 yards (4.6 avg.)...Took a handoff up the middle and cut back left in the fourth quarter, turning in a 27-yard gain on the play...**vs. Denver (Dec. 27):** Became the fourth RB since 1970 to reach 15 career TD catches before turning 26 years old, joining Christian McCaffrey, Chuck Foreman and Joe Cribbs, doing so at 25 years, 224 days old...Hauled in three passes for 23 yards (7.7 avg.) and a TD for his first receiving score of the season...The 15 receiving TDs tied for the most by a RB in team history with LaDainian Tomlinson...On the score, motioned pre-snap from wide left to the slot, taking the pass in the left flat upfield and powering through a tackle attempt by ILB Josey Jewell for the nine-yard TD...The score made Justin Herbert the all-time record-holder for TD passes by a rookie...Added 10 rushing attempts for 45 yards (4.5 avg.)... Got in range for the game-winning field goal by taking a handoff inside the two-minute warning up the middle and cutting it back to the right, breaking a tackle by S Justin Simmons for 23 yards...**at Kansas City (Jan. 3):** Set the franchise record for career receiving TDs by a RB, passing LaDainian Tomlinson, with his 16th career scoring grab...The 16 TD catches tie for the second-most by an undrafted RB in the common draft era (since 1967)...On the play, lined up out wide and took a screen pass in the left flat, powering through defenders to punch in the four-yard score...The TD was Justin Herbert's 30th of the season, making the rookie passer the youngest player in NFL history to throw 30-plus TDs in a single season...Finished with six receptions for 33 yards (5.5 avg.) and a TD...Added seven carries for 18 yards (2.6 avg.).

**2019:** Played in all 16 games, starting five at RB and three as the second RB...Posted a single-season career-high 557 rushing yards and three TDs on 132 attempts (4.2 avg.)...Added single-season career highs with 92 catches for 993 yards (10.8 avg.) and eight TDs to reach 1,550 yards from scrimmage on the season...The 993 receiving yards are good for the second-most in a single season by an RB in Chargers history...In a Week 14 win at Jacksonville, became the

second-ever Charger (Lionel James, 1985) to record 100-plus rushing yards and 100-plus receiving yards in a single game...Joined RB Priest Holmes (2002, '03) as the only undrafted RBs to record at least 100 scrimmage yards and a TD in three of their team's first four games of a season in the common draft era (since 1967)... Became the first undrafted RB in the common draft era to register three TD catches in each of his first three pro seasons and the first to total eight receiving TDs in a single season...Passed Hal Giancanelli for the second-most TD catches (10) by an undrafted RB through his first three seasons...Tied WR Keenan Allen and Hall of Fame TE Kellen Winslow's single-game team record with a 15-catch performance in Week 5 vs. Denver...Coupled with Allen this year, became the second-ever set of Chargers teammates to each have 80-plus catches in the same season and the first set to each have 90-plus...With Allen and WR Mike Williams, became the first trio of teammates to each have 900-plus receiving yards in the same season since New England accomplished the feat in 2014...Posted three 100-yard receiving games, including the first of his career in Week 7 at Tennessee, and a 100-yard rushing game... Recorded 287 scrimmage yards in the first two games, the most in the first two weeks by a RB in Chargers history...Moved to No. 8 in team annals in receptions by a RB...Moved No. 8 among all RBs in team history with 1,676 career receiving yards, passing Danny Woodhead (1,429), Darren Sproles (1,400) and Chuck Muncie (1,237)... Reached 14 career receiving TDs, tying for No. 2 in team annals by a RB...Became the fifth player in the last decade to record 150-plus scrimmage yards and three scrimmage TDs in a Week 1 game...Was just the fourth Charger in history to have at least four scrimmage scores over the first two games of a season...Posted the second multi-TD catch game of his career, making him the fifth Bolts RB in history to do so...**Awards:** Pro Football Focus Second-Team All-Pro (Flex Offensive Player)...Pro Football Journal Second-Team All-AFC (3rd Down RB)...**vs. Indianapolis (Sept. 8):** Caught six passes for 96 yards (16.0 avg.) and two TDs, including one that went 55 yards...It marked his second career multi-TD catch game, making him the fifth-ever Chargers RB to accomplish the feat...Added 58 rushing yards and a TD on 12 attempts (4.8 avg.)...Set single-game career highs with 154 yards from scrimmage and three scrimmage TDs...Moved to No. 2 in team history among undrafted RBs with eight career TD catches...Became the fifth player in the last 10 years to post 150-plus yards from scrimmage and three scrimmage TDs in a season opener...On the first TD catch, caught a pass in the right flat for the one-yard score...On the second, caught a screen pass in the right flat, taking it 55 yards for the score behind blocks from G/T Michael Schofield III and C Mike Pouncey before breaking tackle attempts by CB Pierre Desir and LB Darius Leonard...Took the handoff up the middle in overtime for a game-winning seven-yard TD run behind Schofield, G

Dan Feeney and FB Derek Watt...**at Detroit (Sept. 15):** Ran for 66 yards and a TD on 17 carries (3.9 avg.), making him the fourth Charger in history to post at least four scrimmage scores over the first two games of a season...Added six catches for 67 yards (11.2 avg.)...Totalled 133 scrimmage yards for his second-straight game with at least 130 yards from scrimmage, bringing his season total to 287 yards from scrimmage, which was good for the most in Chargers history by a RB through the first two games of a season...Ended the game with 78 career catches and 846 career receiving yards, tying Cid Edwards for the fourth-most catches by an undrafted RB in team annals and passing Edwards for No. 4 among undrafted RBs in franchise history...In the first quarter, ran a stop-and-go-route down the right sideline after starting spread wide to the right, beating the coverage of DB Tracy Walker for a 35-yard gain...Later on the same drive, leaped over the line for a one-yard TD...In the third quarter, took a screen pass in the right flat for a 25-yard gain with downfield blocking from Mike Pouncey, Dan Feeney and T Sam Tevi...**vs. Houston (Sept. 22):** Posted 36 rushing yards on nine attempts (4.0 avg.) and 45 receiving yards on seven catches (6.4 avg.) to record 81 scrimmage yards...Broke a tie with Cid Edwards (78) for the third-most catches by an undrafted RB in team history, finishing the game with 85 for his career...**at Miami (Sept. 29):** Registered 122 yards from scrimmage (60 rushing, 62 receiving) and two TDs (one rushing, one receiving) to join Priest Holmes (2002, '03) as the only undrafted RBs in the common draft era (since 1967) to have 100-plus scrimmage yards and a TD in three of his team's first four games of a season)... Also became the first undrafted RB in the common draft era to register three receiving TDs in each of his first three pro seasons...On the TD catch, came in motion behind the formation, catching a swing pass in the left flat before forcing a missed tackle by S Reshad Jones and powering through CB Xavien Howard at the goal line...**vs. Denver (Oct. 6):** Started as the second RB, finishing with a single-game team-record 15 receptions for 86 yards (5.7 avg.)...Eclipsed 1,000 career receiving yards...Added three carries for seven yards (2.3 avg.)...**vs. Pittsburgh (Oct. 13):** Carried the ball five times for 11 yards (2.8 avg.) while catching three passes for 14 yards (4.7 avg.)...**at Tennessee (Oct. 20):** Posted seven receptions for 118 yards (16.9 avg.) and a 41-yard TD, the first 100-yard performance of his career...Added seven rushing yards on five attempts (1.4 avg.)...In the fourth quarter, was split wide to the right, getting behind the coverage of LB Wesley Woodyard on a stop-and-go-route to bring in the receiving score... Tied Hal Giancanelli for the second-most receiving TDs (10) by an undrafted RB through the first three seasons of his career...**at Chicago (Oct. 27):** Ran three times for three yards (1.0 avg.) and posted two catches for 19 yards (9.5 avg.), including an 11-yard reception for the game-winning TD...On the play, caught the pass

in the right flat before turning upfield and juking past LB Danny Trevathan and diving into the end zone through a hit by LB Roquan Smith...Passed Don Woods (1,187) for No. 10 in receiving yards by a Chargers RB in history...**vs. Green Bay (Nov. 3):** Set a season high with 70 rushing yards on 12 carries (5.8 avg.)...Added four receptions for 23 yards (5.8 avg.)...**at Oakland (Nov. 7):** Started as the second RB, carrying the ball six times for 19 yards (3.8 avg.) and catching a pair of passes for 29 yards (14.5 avg.) and a TD...On the scoring grab, ran a drag-route from the left while running away from the coverage of LB Tahir Whitehead for a six-yard TD...On the first play from scrimmage, lined up in a bunch formation in the left slot to run a post-route for a 23-yard gain, holding onto the pass despite a big hit from S Karl Joseph...Moved to No. 9 in career receiving yards and No. 4 in career TD catches by an RB in team history...**vs. Kansas City (Estadio Azteca, Nov. 15):** Had 108 receiving yards on eight catches (13.5 avg.) for his second 100-yard performance...Added 24 rushing yards on five attempts (4.8 avg.)...Set a single-season career high by eclipsing 1,000 yards from scrimmage on the season...Caught a swing pass to the right with DE Tanoh Kpassagnon trailing in coverage before juking past S Jordan Lucas for a 37-yard catch-and-run...Had a block on CB Bashaud Breeland to help free RB Melvin Gordon III for a 21-yard carry...**at Denver (Dec. 1):** Reached 10 scrimmage TDs on the season by hauling in his seventh receiving score of the year...Finished with four catches for 51 yards (12.8 avg.) and the TD, which tied him with Danny Woodhead for No. 3 in Chargers history among RBs...Moved to No. 8 in team annals for receiving yards by a RB, passing Darren Sproles (1,400)...Carried the ball nine times for 16 yards (1.8 avg.)...Ran a wheel-route to the left behind the coverage of LB Todd Davis before powering through hits from S Justin Simmons and CB Isaac Yiadom for a 30-yard receiving score...**at Jacksonville (Dec. 8):** Started at RB, registering over 100 yards rushing and over 100 yards receiving, the second-ever Charger to do so (Lionel James, 1985)...Accomplished the feat on 12 touches, the fewest of any player to achieve 100 and 100 in NFL history...Rushed for 101 yards on eight attempts (12.6 avg.) while catching four passes for 112 yards (28.0 avg.) and an 84-yard TD, setting a single-game career high with 213 scrimmage yards...With just under five minutes left in the game, took a handoff to the left for a three-yard gain to surpass 100 rushing yards...On the next play, ran to the right flat on a screen pass for 14 yards, eclipsing 100 receiving yards...The TD catch gave him eight for the season, tying for the most in a season by a RB in team history, and 14 for his career, tying for the second-most in Chargers history by a RB...On the TD, caught a screen pass in the right flat, turning upfield using blocks from Allen Keenan and Michael Schofield to go for an 84-yard score, the longest pass of QB Philip Rivers' career...The 100-yard receiving performance

gave him three for his career, tying for the most by a RB in team annals...Moved past Chuck Muncie (138) for No. 9 on the team's all-time receptions list among RBs...Eclipsed 1,500 career receiving yards, moving into sole possession of seventh among RBs in team history past Danny Woodhead...Took a first half handoff to the left behind blocks from Allen, TE Hunter Henry and Mike Williams...**vs. Minnesota (Dec. 15):** Carried the ball seven times for 19 yards (2.7 avg.) and catching five passes for 62 yards (12.4 avg.)...Ran a wheel-route on the left side, getting behind the coverage of LB Eric Kendricks for a 27-yard gain...**vs. Oakland (Dec. 22):** Registered 58 receiving yards on five receptions (11.6 avg.), bringing him to 950 receiving yard on the year to pass Ronnie Harmon (914 in 1992) for the second-most single-season receiving yards by a Chargers RB in history...Moved to No. 8 on the team's all-time receptions list among RBs...Joined Keenan Allen as the second-ever set of Chargers teammates to each have 80-plus catches in the same season...Along with Allen and Mike Williams, became the first trio of NFL teammates to have 900-plus receiving yards in the same year since the Patriots accomplished the feat in 2014...In the second quarter, slipped to the left flat, catching a pass and breaking the tackle of LB Will Compton and spinning out of another tackle, this time of S Erik Harris, for a 17-yard gain...**at Kansas City (Dec. 29):** Posted nine carries for 46 yards (5.1 avg.) and nine catches for 43 yards (4.8 avg.)...Eclipsed 90 catches, giving him the second-most in a single season by a Chargers RB in history...With Keenan Allen, was part of the first duo of Chargers teammates to each have 90-plus catches in the same season...The rushing yards pushed him to 557, setting a new single-season career high.

**2018:** Appeared in 14 games with three starts at RB and was inactive two others...Carried the ball 106 times for 554 yards (5.2 avg.) and three TDs...Posted 39 receptions for 404 yards (10.4 avg.) and three TDs, including a career-long 44-yard TD catch...Passed Hank Bauer for the second-most scrimmage TDs by an undrafted RB in team history over a player's first two seasons, reaching 11 career scrimmage scores in the regular-season finale...The receiving scores brought his career total to six, making him the sixth undrafted RB in NFL history to have at least six TD catches in his first two seasons...Became the first undrafted RB to record five-plus TD catches in his first two seasons since 1966 (Dallas RB Dan Reeves had nine TD catches from 1965-66)...The six receiving TDs tied RB Mike Tolbert for the third-most in team history by an undrafted RB...Became the first undrafted Charger to record a rushing TD and a receiving TD in each of his first two seasons...Recorded nine tackles on special teams, giving him 26 for his career...Participated in both playoff games for the first postseason action of his career...Recorded 11 carries for 29 yards (2.6 avg.) while adding seven catches for 33 receiving



yards (4.7 avg.)...Registered a tackle on special teams...**Awards:** Pro Football Journal Second-Team All-AFC (Third Down RB)...**vs. Kansas City (Sept. 9):** Finished with five carries for 39 yards (7.8 avg.) and five receptions for a career-high 87 yards (17.4 avg.) and a TD...The 126 scrimmage yards were a single-game career high, beating his mark of 119 in Week 10 of 2017 at Jacksonville...Midway through the second quarter, hauled in the 13-yard TD pass from QB Philip Rivers, marking Rivers' 343rd career TD passes for sole possession of sixth in NFL history...On the play, got behind LB Anthony Hitchens in the front left corner of the end zone as Rivers stood tall in the face of pressure...Earlier in the game, corralled a pass down the left sideline that was tipped by WR Keenan Allen for a 30-yard gain, maintaining possession after an illegal hit by DB Ron Parker...**at Buffalo (Sept. 16):** Posted a career best with a game-high 77 rushing yards on 11 carries (7.0 avg.), surpassing his previous high of 49 yards (Dec. 10, 2017 vs. Washington) with 10 minutes remaining in the second quarter...Added three receptions for 21 yards (7.0 avg.)...Took a sweep handoff from left-to-right for 16 yards in the first quarter, getting downfield blocks from TE Virgil Green and WR Tyrell Williams...Posted two carries of 15-plus yards in a three-play stretch in the second quarter...Took the first handoff off tackle to the left with a block from Green pulling to the left before breaking a tackle attempt of S Micah Hyde for a 22-yard gain...Two plays later, received another pulling block from Green to spring him free on an end-around to the left for 16 yards...**at Los Angeles Rams (Sept. 23):** Carried the ball four times for 47 yards (11.8 avg.)...Caught three passes for 24 yards (8.0 avg.)...Posted a game-long 32-yard run in the third quarter, juking past S Lamarcus Joyner in the open field after receiving sealing blocks from G Michael Schofield III, Virgil Green, FB Derek Watt and C Mike Pouncey...Added a tackle on special teams...**vs. San Francisco (Sept. 30):** Hauled in two catches for 31 yards (15.5 avg.), including a 22-yard score...The receiving TD marked his second of the year and fifth of his career, making him the first undrafted RB to catch five-plus TD passes in the first two seasons of his professional career since 1966 (Dan Reeves had nine from 1965-66)...On the score, lined up split wide to the right and ran a go-route down the sideline, getting behind the single-man coverage of LB Fred Warner to catch the pass from Philip Rivers in the end zone...Added 25 rushing yards on eight attempts (3.1 avg.)...Registered a special teams tackle...**vs. Oakland (Oct. 7):** Hauled in the sixth TD pass of his career on a career-long 44-yard catch-and-run to become the sixth-ever undrafted RB to have six-plus TD receptions in his first two seasons...On the play, caught the ball in the left flat, juking by LB Tahir Whitehead and CB Daryl Worley and running down the sideline for the score while getting a block from Keenan Allen...Posted six carries for 15 yards (2.5 avg.)...Recorded two special teams tackles...**at Cleveland (Oct. 14):** Carried the ball seven times for 60 yards (8.6 avg.)...Part of a rushing attack that registered 246 yards on the ground, the most by a Chargers offense since 2008...Recorded two carries for 10-plus yards within a three-play span in the third

quarter, including a 13-yard gain where he broke three tackles...In the fourth quarter, took a shotgun handoff to the left for 20 yards, getting key blocks from G Dan Feeney, T Russell Okung, C/G Scott Quessenberry and Virgil Green...Posted a tackle on special teams...**vs. Tennessee (Wembley Stadium, Oct. 21):** Made the first start at RB of his career in place of an injured Melvin Gordon...Carried the ball 12 times for 42 yards (3.5 avg.) and tied a single-game career high with five receptions for 26 yards (5.2 avg.)...Took a handoff in the third quarter for an 11-yard gain, weaving through blocks from Mike Pouncey, Dan Feeney and Virgil Green...**at Seattle (Nov. 4):** Carried the ball three times for 21 yards (7.0 avg.) and registered a 13-yard reception...Took a jet-sweep to the left in the first quarter for a 16-yard gain behind blocks from Virgil Green and TE Sean Culkin...**at Oakland (Nov. 11):** Carried the football three times for 19 yards (6.3 avg.)...Registered five tackles on special teams...**vs. Denver (Nov. 18):** Posted 29 rushing yards on six attempts (4.8 avg.) while registering two receptions for 40 yards (20.0 avg.)...Took his longest run of the day 17 yards on a reverse behind blocks from Philip Rivers and Keenan Allen...In the fourth quarter, hauled in a pass on a drag-route that went for a 23-yard gain after breaking a tackle attempt by ILB Josey Jewell...**vs. Arizona (Nov. 25):** Recorded the third game of his career with 100-plus scrimmage yards, finishing the day with 103...Set a single-game career high with 10 catches, gaining 68 yards on those receptions (6.8 avg.)...Carried the ball five times for 35 yards (7.0 avg.) and a TD, his first rushing score of the year, becoming the first undrafted Charger in history to score a rushing and receiving TD in each of his first two seasons...Set up his own two-yard score one play earlier by taking a pitch to the left in the third quarter on fourth-and-one for 13 yards, sprinting around S Antoine Bethea and breaking the tackle attempt of CB Patrick Peterson to move the chains...Earlier in the third quarter, broke tackle attempts by LB Gerald Hodges and CB Leonard Johnson on a 14-yard catch-and-run on an underneath route...**at Pittsburgh (Dec. 2):** Started at RB for the second time in his career...Carried the ball a career-high 13 times for 21 yards (1.6 avg.)...Registered five receptions for 22 yards (4.4 avg.)...**vs. Cincinnati (Dec. 9):** Punched in a rushing TD and had 66 yards on the ground on 15 attempts (4.4 avg.)...The rushing score gave him 10 career scrimmage TDs to tie Hank Bauer for the second-most in team history by an undrafted RB through his first two seasons...Registered the five-yard TD in the second quarter, cutting at the line of scrimmage behind a crashing block from T Sam Tevi and a sealing block from TE Antonio Gates before powering through S Shawn Williams and LB Nick Vigil at the goal line...Set up the score by taking a screen pass in the left flat 21 yards to the five-yard line...Added a pair of receptions for 28 yards (14.0 avg.)...On the game's opening drive, posted carries of 18 and 15 yards...Started at RB for the third time...**at Kansas City (Dec. 13):** Inactive (neck/concussion)...**vs. Baltimore (Dec. 22):** Inactive (neck)...**at Denver (Dec. 30):** Carried the ball eight times for 58 yards (7.3 avg.) and a TD...Took a fourth quarter handoff to the right, bouncing it outside behind



blocks from Tyrell Williams and Sean Culkin before breaking a tackle for a 41-yard gain...Later on the same drive, powered up the middle for a one-yard score through two Denver defenders...**at Baltimore (AFC Wild Card, Jan. 6):** Saw action in the first postseason game of his career, participating on 39 offensive plays and four on special teams...Carried the ball 11 times for 29 yards (2.6 avg.) and registered 14 receiving yards on four catches (3.5 avg.)...**at New England (AFC Divisional, Jan. 13):** Caught three passes for 19 yards (6.3 avg.)...Added a tackle on special teams.

**2017:** Appeared in all 16 games...Scored a 35-yard TD on the first carry of his career...Registered 47 carries for 260 yards (5.5 avg.) and two TDs...Posted 27 receptions for 279 yards (10.3 avg.) and three TDs...Recorded two TD catches of 20-plus yards in the contest at Jacksonville, becoming the first RB to do so in a single game since RB Jamaal Charles (Dec. 15, 2013)...His three TD catches were the most by an undrafted rookie RB in Chargers history and tied RB Don Woods (1974) and RB James Brooks (1981) for the most by a rookie RB in team annals...Returned five kickoffs for 85 yards (17.0 avg.)...Added 17 special teams tackles...**at Denver (Sept. 11):** Made his NFL debut in his home state of Colorado...Posted two receptions for 18 yards (9.0 avg.) while seeing action on three offensive plays and 17 on special teams...Registered a special teams tackle on punt coverage, pinning Denver inside its own 20...**vs. Miami (Sept. 17):** Returned three kickoffs for 49 yards (16.3 avg.) with a long of 22 yards...Added a special teams tackle on punt coverage...**vs. Kansas City (Sept. 24):** Registered a six-yard reception...**vs. Philadelphia (Oct. 1):** Recorded a TD on the first carry of his career, a 35-yard score in the fourth quarter...Forced a missed tackle by OLB Mychal Kendricks on second down before running away from defenders for the score...Added two receptions for 23 yards (11.5 avg.)...Contributed with two special teams tackles on punt coverage that pinned the Eagles inside the 20-yard line...**at New York Giants (Oct. 8):** Posted four carries...Registered career highs in receptions (three) and receiving yards (28) for a 9.3 yards-per-reception average...Contributed with a tackle on kickoff coverage, pinning the Giants inside their own 20-yard line...**at Oakland (Oct. 15):** Recorded a one-yard run and an eight-yard reception...Totaled two special teams tackles on punt coverage...Converted a reception on third-and-eight to move the chains on the team's first scoring drive...Caught the pass from QB Philip Rivers in the right flat and juke'd past CB David Amerson to get enough yardage for the first down...**vs. Denver (Oct. 22):** Registered the first TD catch of his career, finishing the game with four catches for six yards (1.5 avg.) and the score...On the play, started in shotgun formation to the right of Philip Rivers before motioning left out of the backfield to catch a swing-pass in the left flat from Rivers for the one-yard score...Posted 38 rushing yards on seven carries (5.4

avg.)...Added a special teams tackle on kickoff coverage that forced Denver to start inside the 20...Contributed on punt coverage by downing a punt by P Drew Kaser at the Denver one-yard line in the third quarter...**at New England (Oct. 29):** Posted two rushes for eight yards (4.0 avg.) and hauled in a 13-yard catch...Returned two kickoffs for 36 yards (18.0 avg.)...Added a special teams tackle on punt coverage...**at Jacksonville (Nov. 12):** Led the team in rushing and receiving yards, posting his first game with more than 100 scrimmage yards (119)...Posted 42 rushing yards on 10 carries (4.2 avg.)...Finished with 77 receiving yards and two TDs on five catches (15.4 avg.), including a 28-yard TD catch at the end of the first half...On the play, caught a pass in the right flat and ran away from LB Telvin Smith before breaking a tackle by CB Jalen Ramsey and running down the sideline for the score...Added a 22-yard score after catching another pass in the right flat before turning up the sideline and diving across the goal line for the TD...Became the first RB to post two TD catches of 20-plus yards in the same game since Jamaal Charles (Dec. 15, 2013)...Led the team with three special teams tackles, all coming on punt coverage...**vs. Buffalo (Nov. 19):** Rushed for 40 yards and a TD on six attempts (6.7 avg.)...In the fourth quarter, took a handoff up the middle from QB Kellen Clemens and ran away from Bills defenders for a 21-yard TD after receiving blocks from G/T Michael Schofield, G Kenny Wiggins, TE Cumberland and WR Tyrell Williams...Added two catches for 18 yards (9.0 avg.)...**at Dallas (Nov. 23):** Rushed for 15 yards on six attempts (2.5 avg.) and posted three catches for 55 yards (18.3 avg.), including a 38-yard catch in the third quarter...On third-and-two, was split wide left and put a double-move on LB Justin Durant to get open down the left sideline for the 38-yard completion from Philip Rivers...**vs. Cleveland (Dec. 3):** Posted 19 rushing yards on four attempts (4.8 avg.) and 21 receiving yards on a pair of receptions (10.5 avg.)...**vs. Washington (Dec. 10):** Posted a 49 rushing yards on four carries (12.3 avg.)...Three special teams tackles came on kickoff coverage (one pinning the Redskins inside the 20) and two came on punt coverage (one pinned Washington inside their own 20)...On final play of the first half, took a handoff from Philip Rivers in the shotgun and ran through blocks from T Russell Okung, G Dan Feeney and TE Antonio Gates for a 33-yard gain, finishing just short of the end zone...**at Kansas City (Dec. 16):** Played 10 snaps on offense and six on special teams before leaving with a hand injury...Finished with a six-yard reception and 13 rushing yards on two attempts (6.5 avg.)...Ran for a 12-yard gain in the first quarter, taking an end-around handoff from Philip Rivers after a fake swing-pass to RB Melvin Gordon past a block from Dan Feeney...**at New York Jets (Dec. 24):** Limited to four special teams plays due to a hand injury suffered at Kansas City...**vs. Oakland (Dec. 31):** Still limited with a cast on his hand, appeared on six special teams snaps.

**COLLEGE:** Played four seasons (2013-16) at Western State Colorado in Gunnison, Colo., totaling 5,857 rushing yards and 55 rushing TDs on 932 attempts (6.3 avg.)...Broke almost every career rushing record in school history...Four-time first-team All-Rocky Mountain Athletic Conference selection...Posted 1,000-plus rushing yards all four seasons (1,049 in 2013, 1,676 in 2014, 1,637 in 2015 and 1,495 in 2016)... Became the school's career rushing yards leader as a junior...Candidate for the Harlon Hill Trophy in 2015, which is awarded to the top Division-II player...Set a career high with a 344-yard, five-TD performance at Western New Mexico in 2015...With 1,676 rushing yards as a sophomore in 2014, set the Mountaineers record for rushing yards in a single season.

**PERSONAL:** Given name Austin Ekeler...Last name is pronounced ECK-ler...Born in Lincoln, Neb. ...Spent a month the 2019 offseason in Australia...In 2019, participated with TE Hunter Henry in the Tour de Pier in Manhattan Beach, Calif., helping raise funds and awareness for pancreatic cancer...Sent video messages to congratulate the graduates from Los Angeles and Inglewood Unified School Districts... Completed his collegiate degree in the spring of 2018, following his rookie campaign...Earned a degree in energy management from Western State Colorado...**High School:** Earned All-Conference and All-State honors in football and track & field at Eaton (Colo.) High...Finished his high school career with 2,398 rushing yards and 42 TDs for a 10.2 avg.

### AUSTIN EKELER NFL STATISTICS

Year	Team	GP	GS	— Rushing —					— Receiving —					Scrimmage Yards
				Att	Yds	Avg.	Lg	TD	No.	Yds	Avg.	Lg	TD	
2017	Los Angeles Chargers	16	0	47	260	5.5	35t	2	27	279	10.3	38	3	539
2018	Los Angeles Chargers	14	3	106	554	5.2	41	3	39	404	10.4	44t	3	958
2019	Los Angeles Chargers	16	8	132	557	4.2	35	3	92	993	10.8	84t	8	1,550
2020	Los Angeles Chargers	10	10	116	530	4.6	27	1	54	403	7.5	28	2	933
2021	Los Angeles Chargers	16	16	206	911	4.4	28	12	70	647	9.2	40	8	1,558
2022	Los Angeles Chargers	17	17	204	915	4.5	72t	13	107	722	6.7	23	5	1,637
<b>NFL Totals</b>		<b>89</b>	<b>54</b>	<b>811</b>	<b>3,737</b>	<b>4.6</b>	<b>72t</b>	<b>34</b>	<b>389</b>	<b>3,448</b>	<b>8.9</b>	<b>84t</b>	<b>29</b>	<b>7,175</b>

Year	Team	— Kickoff Returns —					— Punt Returns —					— All-Purpose — Yards	
		No.	Yds	Avg.	Lg	TD	No.	FC	Yds	Avg.	Lg		TD
2017	Los Angeles Chargers	5	85	17.0	22	0	0	0	0	—	—	0	624
2018	Los Angeles Chargers	0	—	—	—	0	0	0	0	—	—	0	958
2019	Los Angeles Chargers	0	0	—	—	0	0	0	0	—	—	0	1,550
2020	Los Angeles Chargers	0	0	—	—	0	0	0	0	—	—	0	933
2021	Los Angeles Chargers	0	0	—	—	0	0	0	0	—	—	0	1,558
2022	Los Angeles Chargers	0	0	—	—	0	0	0	0	—	—	0	1,637
<b>NFL Totals</b>		<b>5</b>	<b>85</b>	<b>17.0</b>	<b>22</b>	<b>0</b>	<b>0</b>	<b>0</b>	<b>0</b>	<b>—</b>	<b>—</b>	<b>0</b>	<b>7,175</b>

POSTSEASON		— Rushing —					— Receiving —					Scrimmage Yards		
Year	Team	GP	GS	Att	Yds	Avg.	Lg	TD	No.	Yds	Avg.		Lg	TD
2018	Los Angeles Chargers	2	0	11	29	2.6	7	0	7	33	4.7	9	0	62
2022	Los Angeles Chargers	1	1	13	35	2.7	13t	2	2	8	4.0	4	0	43
<b>Postseason Totals</b>		<b>3</b>	<b>1</b>	<b>24</b>	<b>64</b>	<b>2.7</b>	<b>13t</b>	<b>2</b>	<b>9</b>	<b>41</b>	<b>4.6</b>	<b>9</b>	<b>0</b>	<b>105</b>

POSTSEASON		— Kickoff Returns —					— Punt Returns —					— All-Purpose — Yards	
Year	Team	No.	Yds	Avg.	Lg	TD	No.	FC	Yds	Avg.	Lg		TD
2018	Los Angeles Chargers	0	0	—	—	0	0	0	0	—	—	0	62
2022	Los Angeles Chargers	0	0	—	—	0	0	0	0	—	—	0	43
<b>Postseason Totals</b>		<b>0</b>	<b>0</b>	<b>—</b>	<b>—</b>	<b>0</b>	<b>0</b>	<b>0</b>	<b>0</b>	<b>—</b>	<b>—</b>	<b>0</b>	<b>105</b>

### CAREER TRANSACTIONS

- 2017** Signed by Los Angeles Chargers as undrafted free agent, May 12.
- 2020** Signed contract extension, March 16...Placed on Reserve/Injured (hamstring), Oct. 9... Designated for return from Reserve/Injured, Nov. 25...Activated from Reserve/Injured; Designated for Return, Nov. 28.
- 2021** Placed on Reserve/COVID-19, Dec. 22... Activated from Reserve/COVID-19, Dec. 27.

# GERALD EVERETT ⚡ 7

TIGHT END | SOUTH ALABAMA

6-3 | 240 lbs | ATLANTA, GA.

ACQUIRED: UFA (SEA) — 2022

EXPERIENCE: 6TH NFL SEASON

1ST YEAR WITH CHARGERS

## CAREER HIGHLIGHTS

- ▶ Set career-best figures in receptions (58), receiving yards (555) and tied his single-season high with four receiving touchdowns in 2022 for the Bolts.
- ▶ Hauled in the game-winning two-point conversion with just 15 seconds remaining in the fourth quarter to help the Bolts to a one-point come-from-behind victory over the Cardinals in Week 12.
- ▶ In 2018, caught two touchdowns in the fourth quarter, including what turned out to be the game-winning score, of the Rams' 51-51 back-and-forth win over the Chiefs on Monday Night Football.

**2022:** In 16 games (11 starts) as a member of the Chargers, caught 58 passes for 555 yards (9.6 avg.) with a long of 26 yards and four TDs...His 555 receiving yards and his 58 receptions were career highs, while his four receiving scores tied a career-high...His 555 receiving yards and 34.7 yards per game rank sixth by a tight end in the AFC...Recorded a TD reception in the team's Week 17 win over the Los Angeles Rams... Was one of six Chargers to top 500 receiving yards and three TD catches on the year, setting the record for most players to do so on the same team in a single season in NFL history... Recorded playoff career-highs six receptions and 109 receiving yards in the team's AFC Wild Card game against Jacksonville...**vs. Las Vegas (Sept. 11):** Opened the season with three receptions for 54 yards (18.0 avg.) and a TD... On the opening drive, with the Chargers facing a third-and-eight, hauled in a pass across the middle to secure a first down and propel the offense's opening drive to an eventual score... On the offense's first possession of the second half, caught a contested attempt in coverage inside of the Raiders' five-yard line, pushing his way into the end zone for his first score as a member of the Chargers and the 13th of his career...**at Kansas City (Sept. 15):** Started at TE and tallied 71 receiving yards on six receptions (11.8 avg.) with a long of 26 yards...His six receptions were tied for the fourth-most in a single game in his career...**vs. Jacksonville (Sept. 25):** Started at TE and hauled in two catches for 25 yards (12.5

## HONORS AND AWARDS

**2018:** *NFC Champion*

avg.)...**at Houston (Oct. 2):** Started at TE and caught five passes for 61 yards (12.2 avg) and a score...Helped the offense take advantage of an early takeaway by the defense by catching a 18-yard TD pass from QB Justin Herbert...**at Cleveland (Oct. 9):** Started at TE and hauled in a two-yard reception...**vs. Denver (Oct. 17):** Tallied five catches for 29 yards (5.8 avg.)...**vs. Seattle (Oct. 23):** Compiled five receptions for 63 yards (12.6 avg.) with a long of 24 yards...Caught three passes for a first down, tying a season high...**at Atlanta (Nov. 6):** Tallied 36 receiving yards on five catches (7.2 avg.)...Hauled in a 12-yard pass in the second quarter to extend the drive that ended in the offense's first TD of the day...**at San Francisco (Nov. 13):** Recorded two receptions for 23 yards (11.5 avg.) before leaving the game due to injury...**vs. Kansas City (Nov. 20):** Inactive (groin)...**at Arizona (Nov. 27):** Tallied four receptions for 18 yards (4.5 avg.)...Caught the game-winning two-point conversion with under a minute left in the fourth quarter following a TD by RB Austin Ekeler...**at Las Vegas (Dec. 4):** Started at TE...Recorded five receptions for a season-high 80 yards (16.0 avg.) with a long of 19 yards...**vs. Miami (Dec. 11):** Caught five passes for 28 yards (5.6 avg.), including two catches for two first downs...**vs. Tennessee (Dec. 18):** Compiled four receptions for 42 yards (10.5 avg.), including two receptions that reached the first down marker...**at Indianapolis (Dec. 26):** Recorded 37 snaps on offense...**vs. L.A. Rams (Jan. 1):** Started at TE...Tallied three receptions for 15 yards (5.0 avg.) and a TD in the third quarter, which came from a six-yard pass from Justin Herbert...**at Denver (Jan. 8):** Recorded three receptions for eight yards (2.7 avg.), including a three-yard TD catch...**at Jacksonville (AFC Wild Card, Jan. 14):** Tied for team highs with six receptions and 109 receiving yards (18.2 avg.) with a long of 25 yards and a nine-yard TD reception in the second quarter...Helped the offense accrue 17 points in the first quarter, the third-most points in a single quarter in Chargers playoff history...Helped the offense total 27 points in the first half, the second-most ever in a Chargers playoff game.

**2021:** In his lone season with Seattle, set then-career-high marks in receptions (48) and receiving yards (478), while also setting a career-best with four receiving TDs...Added 20 yards rushing on three carries (6.7 avg.) to accumulate 498 yards from scrimmage...Of his 48 receptions, 26 either registered as a TD or a first down for the offense...Missed two games due to COVID-19 protocols...**at Indianapolis (Sept. 12):** Opened the season with two catches for 20 yards (10.0 avg.) and a TD in his first game as a member of the Seahawks...**at Pittsburgh (Oct. 17):** Returned from Reserve/COVID-19 to haul in two catches for 40 yards (20.0 avg.), including a season-long 41-yard grab in the third quarter, setting up a Seahawks TD two plays later...**at Green Bay (Nov. 14):** Tied a career-best with eight receptions, collecting a team-high 63 yards in the road loss...Of his 63 yards receiving, 42 came after the catch...**at Washington (Nov. 29):** Matched a team-high with five catches, finding the end zone for the second time in 2021...Finished the game with 37 yards on five grabs (7.4 avg.) with a long of 12 yards...**at Houston (Dec. 12):** Secured two catches for 15 yards (7.5 avg.) with a long of 14 yards and a score, matching a career-high with three receiving TDs on the season...**vs. Chicago (Dec. 26):** Led Seattle with a season-high 68 yards (17.0 avg.) on four catches with a TD...Secured third scoring grab over five outings, as all four catches registered as either a TD or first down.

**2020:** Appeared in all 16 regular-season games for the Rams, starting seven, and adding two appearances in the postseason, starting the Wild Card Round win at Seattle...Set then-career-best marks with 41 catches for 417 yards (10.2 avg.) and a TD with a long reception of 40 yards...Added a two-yard rushing score on an end-around in the Week 4 win against the Giants...**vs. N.Y. Giants (Oct. 4):** Secured first-career NFL rushing TD on a two-yard end-around, helping the Rams start the season with a 3-1 mark...**at Washington (Oct. 11):** Hauled in four catches for a season-high 90 yards (22.5 avg.) with a long grab of 40 yards, as all four receptions registered as first downs...Matched a single-game career-high with 71 yards after the catch...**vs. Chicago (Oct. 26):** Started at TE, finding the end zone for the first time in 2020 through the air...Finished the *Monday Night Football* contest with four catches for 28 yards (7.0 avg.) with a long catch of 16 yards and a 12-yard TD grab near the end of the third quarter...**at Miami (Nov. 1):** Set a new season-high with five catches for 32 yards (6.4 avg.)...**at Arizona (Dec. 6):** Started at TE and registered a season-best six receptions, totaling 44 yards (7.3 avg.) through the air...**at Seattle (Wild Card, Jan. 9):** Started at TE in the road win over the division-rival Seahawks to advance to the NFL Divisional Round.

**2019:** Saw action in 13 games, starting two at TE, amassing 37 catches for 408 yards (11.0 avg.) with a long of 33 yards and two receiving scores...Against Seattle in Week 5, hauled in seven passes for a career-high 136 yards (19.6 avg.) with a long of 32 yards and 71 yards coming after the catch, as five of the seven grabs went for first downs...**vs. Tampa Bay (Sept. 29):** Collected five receptions for 44 yards (8.8 avg.) and a TD, with four of five grabs going for either a score or a first down...**at Seattle (Oct. 3):** Set a single-game career-high with 136 yards on seven catches (19.6 avg.)...Set a single-game career-high with 71 yards after the catch...**at Atlanta (Oct. 20):** In a winning effort, totaled 50 yards on four receptions (12.5 avg.) and a TD, along with a season-long 33 yard catch in the third quarter that led to his eight-yard scoring catch...**at Pittsburgh (Nov. 10):** Set a career-high with eight receptions for 68 yards (6.8 avg.).

**2018:** Saw action in all 16 regular-season outings, as well as all three postseason games, totaling 33 catches for 320 yards (9.7 avg.) and three TDs...Of his 33 receptions, 17 registered as either TDs or first downs...**vs. Seattle (Nov. 11):** On the Rams' first offensive possession, found the end zone for the first time of the 2018 slate, a 10-yard grab from QB Jared Goff...Finished the victory over the division-rival Seahawks with two catches for 15 yards (7.5 avg.)...**vs. Kansas City (Nov. 19):** On *Monday Night Football*, collected two fourth-quarter receiving TDs - the latter of which went for a 40-yard score - in the 54-51 win over the Chiefs...Finished the primetime win with three catches for 49 yards (16.3 avg.), on top of his two fourth-quarter scores...**vs. Philadelphia (Dec. 6):** Totaled a season-best five catches for 46 yards (9.2 avg.) with a long of 20 yards all in the fourth quarter...**at Arizona (Dec. 23):** The following week, tied the previous week's catch output with five receptions for 28 yards (5.6 avg.) in the road win over the NFC West Division foe.

**2017:** After being selected by the Rams in the second round of the 2017 NFL Draft, participated in all 16 regular-season outings, starting two, and saw action in the club's postseason berth, catching one pass for four yards in the Wild Card Round loss to the Falcons...Hauled in 16 grabs for 244 yards (15.3 avg.) and two touchdowns with a long reception of 69 yards...Made NFL debut in Week 1 vs. Indianapolis, starting at TE, and secured first career TD in the Rams' Week 6 win at Jacksonville...**vs. Indianapolis (Sept. 10):** Started at TE in his NFL debut, bringing in one catch for 39 yards in the second quarter to place the offense inside of the redzone, leading to a Rams score two plays later...**vs. Washington (Sept. 17):** Brought in three catches for 95 yards (31.7 avg.) with a season-long catch of 69 yards...Finished the game with 56 yards after the catch...**at Jacksonville (Oct. 15):** Late in the first quarter, hauled in a four-yard TD pass over the middle to secure first career NFL score...**vs. San Francisco (Dec. 31):** Closed out the season with three catches for 16 yards (5.3 avg.).

**COLLEGE:** Twice earned first-team All-Sun Belt Conference recognition in his two seasons at South Alabama (2015-16) after starting his career at Hutchinson (Kan.) Community College (2012-13) and Alabama-Birmingham (2014)...A semifinalist for the John Mackey Award, which is presented annually to the best tight end in college football, in 2016, tied for the team lead with 49 catches for 717 yards and four touchdown grabs, later earning an invitation to the Senior Bowl...Averaged 59.8 receiving yards per game in 2016, which tied for third-most by any tight end in the nation...As a junior in 2015, received first of two-straight all-conference nods, leading South Alabama in all major receiving categories — receptions (41), receiving yards (575), touchdown catches (eight) and total touchdowns

scored (12) — and was named to the Sun Belt's All-Newcomer Team...The eight touchdowns receiving tied the program record for most by any player in a single season...Prior to South Alabama, spent one season at UAB, totaling 17 grabs for 292 yards and one touchdown in 12 games (one start), before the program was disbanded...Spent 2012-13 at Hutchinson (Kan.) Community College in Hutchinson, Kan.

**PERSONAL:** Given name Gerald Rashard Everett...Born in Atlanta, Ga. ...**High School:** Attended Columbia High in DeKalb County, Ga. ...Did not play football until his senior year, earning All-Conference honors in his lone season on the gridiron...Three-year varsity letter-winner in basketball and participated in track & field.

### GERALD EVERETT NFL STATISTICS

Year	Team	GP	GS	— Receiving —					— Rushing —					Scrimmage Yards
				No.	Yds	Avg.	Lg	TD	Att	Yds	Avg.	Lg	TD	
2017	Los Angeles Rams	16	2	16	244	15.3	69	2	1	13	13.0	13	0	257
2018	Los Angeles Rams	16	0	33	320	9.7	40t	3	2	16	8.0	12	0	336
2019	Los Angeles Rams	13	2	37	408	11.0	33	2	1	0	0.0	0	0	408
2020	Los Angeles Rams	16	7	41	417	10.2	40	1	1	2	2.0	2t	1	419
2021	Seattle	15	12	48	478	10.0	41	4	3	20	6.7	13	0	498
2022	Los Angeles Chargers	16	11	58	555	9.6	26	4	1	0	0.0	0	0	555
<b>NFL Totals</b>		<b>92</b>	<b>34</b>	<b>233</b>	<b>2,422</b>	<b>10.4</b>	<b>69</b>	<b>16</b>	<b>9</b>	<b>51</b>	<b>5.7</b>	<b>13</b>	<b>1</b>	<b>2,473</b>

POSTSEASON		GP	GS	— Receiving —					— Rushing —					Scrimmage Yards
Year	Team			No.	Yds	Avg.	Lg	TD	Att	Yds	Avg.	Lg	TD	
2017	Los Angeles Rams	1	0	1	4	4.0	4	0	0	0	—	—	0	4
2018	Los Angeles Rams	3	1	2	50	25.0	39	0	0	0	—	—	0	50
2020	Los Angeles Rams	2	1	0	0	0.0	0	0	0	0	—	—	0	0
2022	Los Angeles Chargers	1	1	6	109	18.2	25	1	0	0	—	—	0	109
<b>Postseason Totals</b>		<b>7</b>	<b>3</b>	<b>9</b>	<b>163</b>	<b>18.1</b>	<b>39</b>	<b>1</b>	<b>0</b>	<b>0</b>	<b>—</b>	<b>—</b>	<b>0</b>	<b>163</b>

### CAREER TRANSACTIONS

- 2017** Selected by Los Angeles Rams in the second round (44th overall) of NFL Draft, April 28... Signed rookie contract, June 12.
- 2021** Signed by Seattle Seahawks as unrestricted free agent, March 21...Placed on Reserve/COVID-19, Sept. 29...Activated from Reserve/COVID-19, Oct. 11.
- 2022** Signed by Los Angeles Chargers as unrestricted free agent, March 22.





# MORGAN FOX ⚡ 56

DEFENSIVE LINEMAN | COLO. ST.-PUEBLO

6-3 | 275 lbs | FOUNTAIN, COLO.

ACQUIRED: FREE AGENT — 2022

EXPERIENCE: 7TH NFL SEASON

2ND YEAR WITH CHARGERS

## CAREER HIGHLIGHTS

- ▶ Recorded the most productive seasons of his career in his two years with Head Coach Brandon Staley (2022 with Chargers and 2020 with Rams), totaling 12.5 sacks, 65 tackles (45 solo), 16 tackles for loss and 20 quarterback hits.
- ▶ Set career highs in 2022 in games started (12), tackles (38), solo tackles (24), sacks (6.5) and quarterback hits (11), while tying a career-best with eight tackles for loss.

**2022:** Appeared in all 17 regular-season games, making 12 starts...Totaled 38 tackles (24 solo), 6.5 sacks, eight tackles for loss and 11 QB hits...Ranked second on the team with 6.5 sacks...Supplied three solo stops, including one tackle for loss, in the AFC Wild Card matchup at Jacksonville...**vs. Las Vegas (Sept. 11):** Split a sack of QB Derek Carr with OLB Joey Bosa in his Chargers debut...Finished the outing with two tackles...**at Kansas City (Sept. 15):** Supplied two tackles (one solo) in run support...**vs. Jacksonville (Sept. 25):** Started at DL...On fourth-and-five on the game's opening drive, registered a QB hit on Trevor Lawrence to help force an incompletion and a turnover on downs...**at Houston (Oct. 2):** Tallied a sack in the road win...Dropped QB Davis Mills for a loss of 10 yards on third-and-21, forcing an ensuing Texans punt...Finished the game with one solo stop...**at Cleveland (Oct. 9):** Started at DL and supplied a solo stop in run support, dropping RB Kareem Hunt in the first quarter after a short gain...**vs. Denver (Oct. 17):** Logged a tackle in run support...**vs. Seattle (Oct. 23):** Dropped QB Geno Smith for a loss of 10 yards on third-and-six in the third quarter, forcing the Seahawks to settle for a field goal try...**at Atlanta (Nov. 6):** Notched a season-high three tackles (two solo) in the winning effort, contributing on a defense that held the Falcons to 114 net passing yards in the game...**at San Francisco (Nov. 13):** Notched two tackles (one solo) in run support...**vs. Kansas City (Nov. 20):** Collected four tackles (three solo) in the primetime matchup, one of which registered as a tackle for loss...On third-and-one in the third quarter, partnered with DL Joe Gaziano to drop RB Isiah Pacheco for a loss of one yard, forcing the Chiefs to settle for a field goal...**at Arizona (Nov. 27):** Supplied four tackles (three solo) in

## HONORS AND AWARDS

**2018:** NFC Champion

the road victory...**at Las Vegas (Dec. 4):** For the third-straight game, notched four tackles, two of which were solo stops...On a second-down pass attempt in the third quarter, registered a QB hit on Derek Carr...**vs. Miami (Dec. 11):** Collected two tackles (one solo), including a 12-yard sack...Late in the third quarter, dropped QB Tua Tagovailoa for a loss of 12 yards on third down, forcing a Dolphins punt...Helped support a defense that allowed just three completions in the first half, tying for the fewest completions allowed in a single opening half by any defense to that point...Contributed to a unity that allowed just 19 net passing yards in the opening half, the fewest allowed by a Bolts defense in a single first half in the last decade...The unit allowed just three third-down conversions on 11 attempts (27.3 pct.), the best defensive third down percent allowed by the Bolts in 2023 to that point...**vs. Tennessee (Dec. 18):** Helped anchor a defense that allowed just one third-down conversion in the first three quarters and didn't allow a point in the first quarter for the third-straight week...**at Indianapolis (Dec. 26):** Recorded six tackles (five solo), as well as posting a career-high two sacks...Helped the unit tally three INTs, seven sacks, and allow zero third-down conversions on 10 attempts, becoming the eighth defense in the last 30 seasons to tally at least seven sacks and allow zero third-down conversions in a single game...Also helped the unit to not allow a first quarter point for the fourth-straight week...**vs. L.A. Rams (Jan. 1):** Collected four tackles (three solo), including a seven-yard sack against his former team...Dropped QB Baker Mayfield for a seven-yard loss on third-and-four on the game's opening drive, setting a new career-best with 6.5 sacks on the season...Contributed to a defense that allowed just 111 net passing yards...**at Denver (Jan. 8):** Capped the regular season with one tackle in the finale at Denver...**at Jacksonville (AFC Wild Card, Jan. 14):** Started at DL and logged three solo stops, including a tackle for loss in the fourth quarter...Aided a defense that did not allow a single third-down conversion in the first half, the first defense to do so in a playoff game since at least 2000, and held the Jaguars to a franchise playoff-best two-for-10 (20.0 pct.) on third down in the game.

## BEYOND THE BOLT



*Fox is a co-owner of a French bulldog named Winston, who has competed in numerous shows. He won Best in Show by the American Kennel Club at the 2022 National Dog Show in Philadelphia, Pa., after also being named Reserve Best in Show (second place) at the 2022 Westminster Kennel Club Dog Show. Winston won the non-sporting group at Westminster, beating out over 300 competitors.*

**2021:** Saw action in all 17 games in his lone season with the Panthers, starting a career-best nine outings along the defensive front...Totaled a career-best 34 tackles (16 solo), along with 1.5 sacks, seven quarterback hits, two tackles for loss, one forced fumble and one fumble recovery...Started each of Carolina's first seven outings to open the 2021 season...**vs. N.Y. Jets (Sept. 12):** Made Panthers debut, starting along the defensive front in Carolina's season-opening win...**vs. New Orleans (Sept. 19):** Tallied a single-game career-best three quarterback hits on QB Jameis Winston, getting home on a second-quarter split-sack of Winston for a loss of nine yards...Helped the Panthers start the slate 2-0 with a divisional win over the Saints...**at Arizona (Nov. 14):** On the game's opening drive, and Arizona's third play from scrimmage, landed on a fumble to register his fourth career fumble recovery...The takeaway granted Carolina's offense the opening field position of Arizona's 15-yard line, as the ensuing drive ended with a Panthers touchdown...Split a third-quarter sack of QB Chris Streveler with teammate Haason Reddick, marking his third split-sack of the season...**vs. Washington (Nov. 21):** Matched a single-game career-high achievement of four solo stops, one of which registered as a tackle for loss in the fourth quarter...Added a forced fumble on a run stuff in the first quarter, collecting his fourth career forced fumble.

**2020:** Appeared in all 16 games, starting two for the Rams, finishing the season with a career-best six sacks, eight tackles for loss and nine quarterback hits...On the season, totaled a then-career-high 27 tackles (21 solo), adding two passes defended, one forced fumble and one fumble recovery...Added one sack and two tackles for loss in the postseason, starting one of his two playoff appearances...**vs. Dallas (Sept. 13):** Opened the year with three tackles (two solo) and one pass defended in the season-opening win over the Cowboys...In the third quarter, batted down a QB Dak Prescott second-down pass attempt at the line of scrimmage, forcing a third down and, ultimately, a Cowboys punt...**at Buffalo (Sept. 27):** Dropped QB Josh Allen in the fourth quarter to notch his first sack of the 2021 slate...Finished the game with two solo tackles...**vs. N.Y. Giants (Oct. 4):** Collected his second sack in as many weeks, corraling and dropping QB Daniel Jones for a loss of 11 yards in the opening quarter...Jarred the ball loose, tallying the second strip-sack of his career and first since 2017...**vs. San Francisco (Nov. 29):** On third-and-10 in the fourth quarter, sacked QB Nick Mullins for a loss of 11 yards to set a new single-season career-high with his third sack of the year...Finished the game with three solo stops, as he also landed on a first-quarter fumble forced by teammate Sebastian Joseph-Day to notch his third career fumble recovery...**vs. New England (Dec. 10):** On third down in the fourth quarter of the Rams' Thursday night win over the Patriots, sacked QB Jarrett Stidham for a loss of six yards to force a New England punt and help keep the Patriots offense without

a touchdown in the game...**vs. Arizona (Jan. 3):** Closed out the regular season with a starting nod along the defensive front and his sixth sack of the season, dropping QB Kyler Murray on a third-and-12 on the game's opening possession to force a Cardinals punt...Finished the game with four tackles (three solo), including two that registered as tackles for loss, in the season finale divisional win over Arizona...**at Seattle (NFC Wild Card, Jan. 9):** In the Rams' road Wild Card Round win over the division-rival Seahawks, notched two solo stops behind of the line of scrimmage...Sealed the game with a close-out sack of QB Russell Wilson on fourth-and-15 on Seattle's final offensive play from scrimmage, helping seal the win and advance the Rams to the NFC Divisional Round...**at Green Bay (NFC Divisional, Jan. 16):** Started along the defensive front and tallied one solo stop in the loss to the Packers.

**2019:** After missing the entirety of the 2018 season due to injury, appeared in all 16 games, starting three...Totaled 18 tackles (12 solo), two sacks and three tackles for loss over the duration of the season...**at Seattle (Oct. 3):** Started second outing of his career, tallying three solo stops...**at Pittsburgh (Nov. 10):** On third-and-two in the second quarter, dropped QB Mason Rudolph at midfield to force a Steelers punt, notching his third career sack and first since 2017...**at San Francisco (Dec. 21):** Collected a third-down sack of QB Jimmy Garoppolo in the third quarter of a tightly contested divisional matchup...Dropped Garoppolo for a loss of eight yards on the takedown in the loss to the eventual NFC Champions.

**2018:** Following training camp, placed on Reserve/Injured (knee) for the duration of the season.

**2017:** Appeared in all 16 regular-season games in his second season, starting the season finale against San Francisco...Finished the season with 19 tackles (14 solo), a then-career-best 2.5 sacks, one forced fumble and one fumble recovery...Added five tackles (four solo) and a split-sack in the postseason loss to Atlanta...**vs. Indianapolis (Sept. 10):** In the season opener, secured two solo stops and landed on QB Jacoby Brissett in the end zone to register a safety...**vs. Washington (Nov. 17):** In the first quarter, partnered with teammate Robert Quinn to take down QB Kirk Cousins for a loss of 11 yards, registering his first

career NFL sack...**at San Francisco (Sept. 21):** On *Thursday Night Football*, collected his first career solo sack, dropping QB Brian Hoyer in the second quarter of the Rams' eventual primetime win over the division-rival 49ers...**at Jacksonville (Oct. 16):** Extended his career-best single-season sack mark to 2.5 on the year after dropping QB Blake Bortles in the fourth quarter, causing his first career fumble and registering his first career strip-sack... Finished the game with two solo stops in the road victory...**at Seattle (Dec. 17):** Landed on a fumble by QB Russell Wilson in the second quarter to secure his first career fumble recovery and a takeaway for the defensive unit, as the Rams scored a touchdown on the ensuing possession, leading to an eventual 42-7 road win over the division-rival Seahawks...**vs. San Francisco (Dec. 31):** Closed out the season with a starting nod, the first of his career, and a then-single-game career-best four tackles (three solo)...**vs. Atlanta (NFC Wild Card, Jan. 6):** In his postseason debut, amassed five tackles (four solo) and two quarterback hits, as three of his four solo stops occurred in a pivotal third quarter.

**2016:** Saw action in four games as a rookie, collecting five tackles (three solo), one of which registered as a tackle for loss, along with one forced fumble and one fumble recovery...After being waived during final roster cuts, signed to the club's practice squad, where he spent 13 of the next 14 weeks...**vs. Buffalo (Oct. 9):** Made NFL debut, providing support on the defensive front after being elevated from the practice squad...**at Seattle (Dec. 15):** Returned to the active roster and secured his first career NFL tackle, contributing on a run stuff of Seahawks RB Thomas Rawls in the third quarter...**vs. San Francisco (Dec. 24):** Totaled a then-career-best three tackles (two solo) with one forced fumble and one fumble recovery...Dropped RB Carlos Hyde for a loss of one yard in the third quarter and jarred the ball loose, registering the first caused turnover of his career...In the fourth quarter, landed on a 49ers fumble to log his first career fumble recovery and takeaway, granting the Rams' offense an ensuing possession at San Francisco's 25-yard line, scoring on the following drive...**vs. Arizona (Jan. 1):** Closed out his rookie season with one solo stop and two quarterback hits in the season finale.

**COLLEGE:** Played collegiately at Colorado State-Pueblo (2012-15), where he helped the Pack win the 2014 Division II National Championship... Over four seasons of action, totaled 164 career tackles (82 solo), 36 sacks, 49.5 tackles for loss, four fumble recoveries, two forced fumbles and 11 passes defended...As a senior in 2015, was named a finalist for the Cliff Harris Small College Defensive Player of the Year Award after setting the program-record for sacks in a single season (17), finishing first in the nation in sacks per game with an average of 1.42...Helped CSU-Pueblo's defensive unit finish third nationally in both scoring defense (15.8 points allowed per game) and interceptions (24)...Ranked second on the team with 12.5 sacks in 2015 en route to the program's national championship.

**PERSONAL:** Given name Morgan Duane Fox... Born in Fountain, Colo. ...**High School:** Attended Fountain-Fort Carson High in Fountain, Colo., where he was named first-team All-City and first-team All-Conference following his senior season... Named the team's Defensive MVP as a senior in 2011 after collecting 112 tackles, eight sacks, five fumble recoveries and two forced fumbles...Also competed in wrestling and lacrosse.

## CAREER TRANSACTIONS

- 2016** Signed by Los Angeles Rams as undrafted free agent, May 6...Waived by Rams, Sept. 3... Signed by Rams to practice squad, Sept. 5... Signed to active roster, Oct. 8...Waived by Rams, Oct. 11...Signed by Rams to practice squad, Oct. 13...Signed to active roster, Dec. 15.
- 2019** Re-signed by Rams as exclusive rights free agent, April 15.
- 2020** Re-signed by Rams as unrestricted free agent, May 15.
- 2021** Signed by Carolina Panthers as unrestricted free agent, March 19.
- 2022** Released by Panthers, March 14...Signed by Los Angeles Chargers as free agent, May 18.
- 2023** Re-signed by Chargers as unrestricted free agent, March 16.

## MORGAN FOX NFL STATISTICS

Year	Team	GP	GS	– Tackles –					Yds	TFL	– Interceptions –					– Fumbles –		
				Total	Solo	Asst	Sacks	No.			Yds	Lg	TD	PD	FF	FR	Yds	
2016	Los Angeles Rams	4	0	5	3	2	0.0	0	1	0	0	–	0	0	1	1	0	
2017	Los Angeles Rams	16	1	19	14	5	2.5	0	2	0	0	–	0	0	1	1	0	
2019	Los Angeles Rams	16	3	18	12	6	2.0	9	3	0	0	–	0	0	0	0	0	
2020	Los Angeles Rams	16	2	27	21	6	6.0	56	8	0	0	–	0	2	1	1	0	
2021	Carolina Panthers	17	9	34	16	18	1.5	8	2	0	0	–	0	0	1	1	3	
2022	Los Angeles Chargers	17	12	38	24	14	6.5	48.5	8	0	0	–	0	0	0	0	0	
<b>NFL Totals</b>		<b>86</b>	<b>27</b>	<b>141</b>	<b>90</b>	<b>51</b>	<b>18.5</b>	<b>135</b>	<b>24</b>	<b>0</b>	<b>0</b>	<b>–</b>	<b>0</b>	<b>2</b>	<b>4</b>	<b>4</b>	<b>3</b>	

Year	Team	GP	GS	– Tackles –					Yds	TFL	– Interceptions –					– Fumbles –		
				Total	Solo	Asst	Sacks	No.			Yds	Lg	TD	PD	FF	FR	Yds	
2017	Los Angeles Rams	1	0	5	4	1	0.5	1.5	0	0	0	–	0	0	0	0	0	
2020	Los Angeles Rams	2	1	3	3	0	1.0	6	2	0	0	–	0	0	0	0	0	
2022	Los Angeles Chargers	1	1	3	3	0	0.0	0	1	0	0	–	0	0	0	0	0	
<b>Postseason Totals</b>		<b>4</b>	<b>2</b>	<b>11</b>	<b>10</b>	<b>1</b>	<b>1.5</b>	<b>7.5</b>	<b>3</b>	<b>0</b>	<b>0</b>	<b>–</b>	<b>0</b>	<b>0</b>	<b>0</b>	<b>0</b>	<b>0</b>	

# ALOHI GILMAN **32**

**SAFETY | NOTRE DAME**

5-10 | 201 lbs | LAIE, HAWAII

ACQUIRED: DRAFT 6 — 2020

EXPERIENCE: 4TH NFL SEASON

4TH YEAR WITH CHARGERS



## CAREER HIGHLIGHTS

- ▶ Turned in a career year in 2022 for the Bolts, setting career-best figures in games played (17), starts (five), total tackles (55), solo tackles (34), passes defended (three), forced fumbles (one) and recoveries (two), while tying a career high with an interception.
- ▶ Picked off Cleveland QB Jacoby Brissett in the end zone in Week 5 of the 2022 season, stopping a drive in the fourth quarter and help preserve a Los Angeles 30-28 victory.
- ▶ Helped the Bolts win at Kansas City in Week 3 of the 2021 season with six solo tackles and an interception, contributing to a defense that forced four Chiefs turnovers, including his pick late in the fourth quarter to set the Bolts offense up for the game-winning drive.

**2022:** Appeared in all 17 regular-season games and made five starts, totaling 55 tackles (34 solo), an INT, a forced fumble and three passes defended...Started at S in the AFC Wild Card bout at Jacksonville, collecting four tackles and one pass defended...**vs. Las Vegas (Sept. 11):** Logged a solo tackle in pass coverage in the victory...Also contributed on special teams...**vs. Jacksonville (Sept. 25):** Contributed on defense and on special teams...**at Houston (Oct. 2):** Provided a tackle in pass coverage, stopping RB Rex Burkhead short of the line-to-gain on third down...**at Cleveland (Oct. 9):** In his first start of the season, accounted for seven tackles (three solo) and an INT...On the Browns' second-to-last offensive drive, on third down, picked off QB Jacoby Brissett, helping cut short Cleveland's comeback effort...Gathered the Chargers' sixth INT of the season...**vs. Denver (Oct. 17):** Logged a solo stop in pass coverage of WR Jerry Jeudy in the first quarter...Aided a defensive unit that held the Broncos to -9 net passing yards in the second half and overtime...**vs. Seattle (Oct. 23):** Primarily contributed on special teams...**at Atlanta (Nov. 6):** Logged three tackles (two solo), supporting a defense that held the Falcons to 114 net passing yards...**at San Francisco (Nov. 13):** Recorded six tackles, including a season-high five solo, on

*Sunday Night Football...***vs. Kansas City (Nov. 20):** Notched a solo stop while contributing both on defense and special teams...Partnered with LB Nick Niemann on a stop on punt coverage...**at Arizona (Nov. 27):** Started at S and collected a career-high 10 tackles (five solo) and a pass defended in the road victory...On top of his double-digit tackle performance, added the pass breakup on a third-down pass attempt to TE Trey McBride in the back half of the fourth quarter, leading to a Cardinals punt...**at Las Vegas (Dec. 4):** Contributed on defense and on special teams...**vs. Miami (Dec. 11):** Started at S and amassed three tackles (two solo), a forced fumble and a pass defended...On the Dolphins' first play from scrimmage, batted the ball away from WR Tyreek Hill, forcing an incompleton and eventual three-and-out...Midway through the second quarter, forced a fumble of RB Jeff Wilson Jr., his first career forced fumble...Helped support a defense that allowed just three completions in the first half, tying for the fewest completions allowed in a single opening half by any NFL defense to that point, and just 19 net passing yards in the opening half, the fewest allowed by a Bolts defense in a single first half in the last decade...The unit allowed just three third-down conversions on 11 attempts (27.3 pct.), the best defensive third down percent allowed by the Bolts on the year...**vs. Tennessee (Dec. 18):** Notched eight tackles (four solo), the second-most stops by a Bolts defender on the day...Helped anchor a defense that allowed just one third-down conversion in the first three quarters and didn't allow a point in the first quarter for the third-straight week...**at Indianapolis (Dec. 26):** Recorded five tackles (two solo), helping the unit tally three INTs, seven sacks, and allowing zero third-down conversions on 10 attempts, becoming the eighth defense in the last 30 seasons to tally at least seven sacks and allow zero third-down conversions in a single game...Also helped the unit to not allow a first quarter point for the fourth-straight week...**vs. L.A. Rams (Jan. 1):** Started at S, collecting three solo stops...Contributed to a defense that allowed just 111 net passing yards, the second-fewest in a single game this season...**at Denver (Jan. 8):** Closed out the regular season with five tackles (four solo) defensively, with a fumble recovery on punt coverage...Early in the fourth quarter, landed on a muffed Broncos punt to regain



## BEYOND THE BOLT



*In 2022, Gilman participated in the NFL's My Cause, My Cleats initiative, choosing to highlight youth education and Aha Punana Leo. "Emphasizing the importance of living Hawaiian language now and beyond is why I chose Aha Punana Leo. I chose this cause to highlight indigenous cultures, specifically Hawaiian culture and the Hawaiian language."*

possession, his second fumble recovery of the season...**at Jacksonville (AFC Wild Card, Jan. 14):** Started at S, notching four tackles (one solo) in the contest, along with a pass defended...In the second quarter at midfield, broke up a pass intended for WR Christian Kirk, gathering his first career postseason pass defended...Aided a defense that did not allow a single third-down conversion in the first half, the first defense to do so in a playoff game since at least 2000, and held the Jaguars to a franchise playoff-best 2-for-10 (20.0 pct.) on third down in the game...The unit collected 13 passes defended in the game, the most by any team in the NFL in a single playoff game since the 2016 postseason, and three first-quarter INTs, the most by any team in a single playoff game in the last 30 years.

**2021:** Appeared in 11 games (three starts), notching 36 tackles (26 solo), an INT and an additional six stops on special teams coverage...Secured his first career INT in the fourth quarter of the Week 3 win at Kansas City to as the Bolts offense an opportunity to drive for the go-ahead touchdown...Led the AFC in special teams tackles (four) through the first three weeks of the season...**at Washington (Sept. 12):** Secured two tackles (one solo) defensively as the Bolts held Washington to 17 points scored and just 133 yards passing...Partnered with OLB Kyler Fackrell for a tackle on punt coverage in the first quarter...**vs. Dallas (Sept. 19):** Totaled a then-season-best four tackles (two solo) on a season-high 52 defensive snaps...**at Kansas City (Sept. 26):** Amassed a career-high six solo tackles in the road winning effort, along with a special teams tackle...Secured his first career INT, picking off QB Patrick Mahomes in the fourth quarter, giving the ball back to the Chargers offense prior to the eventual game-winning drive...Helped anchor a defensive unit that held Mahomes to 5.9 yards per attempt, the third-lowest output of his career, as the unit forced four Chiefs turnovers, the most takeaways by the Bolts in a single game since 2018 (Week 17)...**vs. Las Vegas (Oct. 4):** In his second career start, secured a tackle in pass coverage and one special teams stop on kickoff to commence the second half...Saw action on 21 special teams snaps, the second-most by a Charger in the home divisional win over the Raiders...**vs. Cleveland (Oct. 10):** Notched a solo tackle defensively in the win over Cleveland, while continuing to serve as a stalwart on special teams...Partnered with DL Jerry Tillery to corral RB Kareem Hunt after a seven-yard gain off of the right end...**at Baltimore (Oct. 17):** Finished the game with two tackles (one solo) including a scramble Ravens QB Lamar

Jackson...**vs. New England (Oct. 31):** Totaled two solo tackles in pass defense...Saw action on a team-best 26 special teams plays...**at Philadelphia (Nov. 7):** Inactive (ankle)...**vs. Minnesota (Nov. 14):** Started at S, matched a career-high with six tackles (two solo)...**vs. Pittsburgh (Nov. 21):** Inactive (quadripleg)...**at Houston (Dec. 26):** Returned from injury to start at S, totaling six solo stops in pass coverage, supporting the back end of the defensive unit...**vs. Denver (Jan. 2):** Secured a tackle in pass coverage near the end of the first half while supplying 16 special teams snaps contributed.

**2020:** A primary contributor on special teams, contributed defensively towards the end of the regular season...Appeared in 15 games as a rookie, amassing four solo tackles on special teams as a member of the coverage units...Started at S in the season finale against Kansas City...Logged first defensive snap of the season in Week 13 against New England, seeing action in the team's goal line package...**at Cincinnati (Sept. 13):** In his NFL debut, saw action on 17 special teams plays...**vs. Kansas City (Sept. 20):** Participated on 18 special teams snaps in the franchise's first game at SoFi Stadium...**vs. Carolina (Sept. 27):** Contributed to 17 special teams plays...**at Tampa Bay (Oct. 4):** Recorded first career special teams tackle, corraling RB/KR Kenjon Barner on coverage of a kickoff...**at New Orleans (Oct. 12):** Logged his second special teams tackle in as many weeks, bringing down WR/KR Marquez Callaway on a first-quarter kickoff, forcing the Saints to state their offensive series from inside of their own 25-yard line...**vs. Jacksonville (Oct. 25):** Inactive...**at Denver (Nov. 1):** Logged seven snaps on special teams...**vs. Las Vegas (Nov. 8):** Contributed to 13 special teams snaps...**at Miami (Nov. 15):** Contributed to 11 special teams plays...**vs. N.Y. Jets (Nov. 22):** Continued his special teams contributions, seeing action on 16 plays...**at Buffalo (Nov. 29):** Continued to assist the team's special teams units...**vs. New England (Dec. 6):** Saw first defensive action with S Rayshawn Jenkins out for a portion of the game due to being evaluated for an injury, seeing contributing on the defense's goal line sub-package...**vs. Atlanta (Dec. 13):** Corralled returner Brandon Powell on kickoff coverage in the second quarter, amassing his third special teams stop of the season...Logged two snaps on defense...Helped pave the way for S Nasir Adderley's 76-yard kickoff return in the second quarter...**at Las Vegas (Dec. 17):** Continued to contribute on special teams in the Chargers' overtime win on *Thursday Night Football*...**vs. Denver (Dec. 27):** After S Rayshawn Jenkins sustained an injury, contributed on defense as an extra DB in particular sub-packages, logging his first career defensive tackle in pass defense, splitting the stop with fellow S Nasir Adderley...**at Kansas City (Jan. 3):** In his first career start, notched two total tackles (one solo)...Halted RB Darwin Thompson in pass coverage for his first career solo stop, helping the defense hold Kansas City to a season-low 268 net yards, as Los Angeles finished the regular season on a four-game win streak.



**COLLEGE:** Served as a Notre Dame team captain as a senior, starting all 13 games...Ended the season fourth on the team with 74 tackles (32 solo)...Added a six-yard sack, two passes defended, three forced fumbles and a recovery... Picked off a pass in the win over Virginia earning Pro Football Focus National Team of the Week recognition for his performance...Posted 95 tackles (59 solo), two INTs, five passes defended and three forced fumbles in 13 starts in 2018... Picked off both passes against No. 12 Syracuse, earning Walter Camp National Defensive Player of the Week recognition...Posted 19 tackles against Clemson, setting a Notre Dame bowl game record...Tabbed to the Polynesian College Football Player of the Year Watch List...Sat out the 2017 season after transferring from Navy, serving on the defensive scout team for the Fighting Irish and earning Notre Dame Scout Team Player of the Year (defense)...Started his collegiate career at the Naval Academy, seeing actions in all 14 games (12 starts) in 2016...In his lone season with the Midshipmen, finished second on the team with 76 tackles (50 solo), earning honorable mention All-American Athletic Conference acknowledgement...Added five passes defended, a forced fumble and two recoveries...Named ACC Defensive Player of the week after his 10-tackle (nine solo) performance in Week 2 against Virginia that included a forced fumble and two fumble recoveries.

**PERSONAL:** Given name Alohilaniokala Gilman... Nicknames are 'Alohi' and 'Gilla Killa'...First name is pronounced uh-LOW-hee...Born in St. George, Utah...Father, Asai, played DB at Southern Utah and is a football coach...Father, Asai, and mother, Keawe, founded the non-profit Education-1st — which is dedicated to motivating Native Hawaiian youth and their families to go to college, giving them the confidence to graduate with a college degree and encourage them to contribute back to their communities...The organization has served over 6,000 students since its founding in 2003... Brother, Alaka'i, is committed to play football at Stanford...Older sister, Kawelina, played soccer and rugby at Utah Valley...Friends with former Chargers LB Manti Te'o...Worked construction for his uncle in the summers in high school... Earned a degree in economics from Notre Dame...**High School:** Earned All-State honors as a senior at Kahuku (Hawaii) High...Recognized as All-Region as a junior...Played WR, CB and S while also returning punts and kickoffs...Lettered in football, basketball and track & field.

**ALOHI GILMAN NFL STATISTICS**

Year	Team	GP	GS	— Tackles —					Yds	TFL	— Interceptions —					— Fumbles —			
				Total	Solo	Asst	Sacks				No.	Yds	Lg	TD	PD	FF	FR	Yds	
2020	Los Angeles Chargers . .	15	1	3	1	2	0.0	0	0	0	0	0	0	0	0	0	0	0	0
2021	Los Angeles Chargers . .	11	3	36	26	10	0.0	0	0	1	0	0	0	1	0	0	0	0	0
2022	Los Angeles Chargers . .	17	5	55	34	21	0.0	0	0	1	18	18	0	3	1	2	0		
<b>NFL Totals.....</b>		<b>43</b>	<b>9</b>	<b>94</b>	<b>61</b>	<b>33</b>	<b>0.0</b>	<b>0</b>	<b>0</b>	<b>2</b>	<b>18</b>	<b>18</b>	<b>0</b>	<b>4</b>	<b>1</b>	<b>2</b>	<b>0</b>		

Year	Team	GP	GS	— Tackles —					Yds	TFL	— Interceptions —					— Fumbles —			
				Total	Solo	Asst	Sacks				No.	Yds	Lg	TD	PD	FF	FR	Yds	
2022	Los Angeles Chargers . .	1	1	4	1	3	0.0	0	0	0	0	0	0	1	0	0	0		
<b>Postseason Totals.....</b>		<b>1</b>	<b>1</b>	<b>4</b>	<b>1</b>	<b>3</b>	<b>0.0</b>	<b>0</b>	<b>0</b>	<b>0</b>	<b>0</b>	<b>0</b>	<b>0</b>	<b>1</b>	<b>0</b>	<b>0</b>	<b>0</b>		

**CAREER TRANSACTIONS**

- 2020** Selected by Los Angeles Chargers in the sixth round (186th overall) of NFL Draft, April 25...Signed rookie contract, July 26.
- 2021** Placed on Reserve/COVID-19, Dec. 27.
- 2022** Activated from Reserve/COVID-19, Jan. 1.



# JALEN GUYTON **15**

**WIDE RECEIVER | NORTH TEXAS**

6-1 | 212 lbs | ALLEN, TEXAS

ACQUIRED: FREE AGENT — 2019

EXPERIENCE: 4TH NFL SEASON

5TH YEAR WITH CHARGERS

**2022:** Appeared in three games, catching two passes for 64 yards (32.0 avg.), including a 54-yard reception...Placed on Reserve/Injured (knee) following Week 3...**vs. Las Vegas (Sept. 11):** Appeared on five offensive snaps...**at Kansas City (Sept. 15):** Played eight snaps on offense...**vs. Jacksonville (Sept. 25):** Tallied 64 yards on two receptions (32.0 avg.) in the game, gaining most of the yardage on a 54-yard grab on third-and-15 in the third quarter, prior to exiting the game due to injury.

**2021:** Posted a career-best 31 receptions for 448 yards (14.5 avg.) and three TDs...Secured a TD catch in three-straight games from Weeks 13 through 15, matching the then-longest active streak in the NFL...Found the line-to-gain or end zone on 21 of his 31 catches...Added seven rushes for 34 yards (4.0 avg.), along with two kickoff returns for 32 yards (16.0 avg.) with a long return of 22 yards...Since the start of the 2020 season, has three receiving scores of 50-plus yards, which ties for the third-most in the NFL...Helped QB Justin Herbert set NFL records for most passing TDs (69) and total TDs (77) by any player in their first two seasons in pro football history...**at Washington (Sept. 12):** Starting at WR, totaled three receptions for 49 yards (16.3 avg.) with a long catch of 22 yards...Of his three receptions, two went for first downs as the Bolts secured 20 passing first downs on the afternoon...**vs. Dallas (Sept. 19):** Tallied two catches for 13 yards (6.5 avg.) with a long reception of nine yards...On second-and-seven in the fourth quarter, took an end-around nine yards for a first down, giving the Bolts offense a fresh set of downs...Helped Justin Herbert record 338 yards passing, his 10th career 300-yard performance, which tied the NFL record for most outings of the like through a player's first two seasons...**at Kansas City (Sept. 26):** Logged a rush on an end-around for a gain of three yards on first-and-10 to close out the first quarter, setting up the first score of the game three plays later...**vs. Las Vegas (Oct. 4):** Served as a threat in the run game, logging two totes for 20 yards (10.0 avg.) with a long rush of 21 yards...Late in the first quarter, took a handoff around the left end for a gain of 21 yards...Also hauled in a nine-yard catch...**vs. Cleveland (Oct. 10):** Registered two catches for 35 yards (17.5 avg.) with a long grab of 21 yards...On third-and-five early in the fourth quarter, hauled in a 14-yard grab to grant the

Bolts a fresh set of downs, scoring a TD on the following play...Each of his two grabs went for first downs for the Chargers offense...Helped Justin Herbert register his 11th career 300-yard outing with his career-high 398 passing yards, marking the most games of the like by any QB in their first two seasons in NFL history...**at Baltimore (Oct. 17):** Totaled a 15-yard grab on third-and-seven in the fourth quarter...Helped Justin Herbert become the second-fastest QB to reach 6,000 career passing yards (21 games) in NFL history...Added two kickoff returns for 32 yards (16.0 avg.) with a long return of 22 yards...**vs. New England (Oct. 31):** Hauled in an 18-yard catch on third-and-18 on the final offensive possession, helping lead to a Chargers TD to cap the drive...**at Philadelphia (Nov. 7):** On third-and-seven on the offense's opening drive, hauled in a 19-yard completion...Helped Justin Herbert complete a career-best 84.2 percent of his attempts...**vs. Minnesota (Nov. 14):** Recorded one target...**vs. Pittsburgh (Nov. 21):** Toward the end of the first half, hauled in a short pass to the left, turning up and collecting yardage after the catch to log an 18-yard reception...Added a two-yard rush on an end-around...**at Denver (Nov. 28):** On fourth-and-four in the fourth quarter, brought in a cross-field pass from Justin Herbert, crossed the line-to-gain and scampered for an additional 11 yards to give the Chargers offense a first down and red zone appearance...Finished the game with two catches for 23 yards (11.5 avg.)...**at Cincinnati (Dec. 5):** Posted a season-high 90 yards on four receptions (22.5 avg.), including a 44-yard TD...**vs. N.Y. Giants (Dec. 12):** Hauled in three catches for 87 yards (29.0 avg.), including a season-long 59-yard TD...All three grabs either went for a score or a first down...**vs. Kansas City (Dec. 16):** Secured two catches for 10 yards (5.0 avg.), including a four-yard TD pass near the end of the first half...Found the end zone through the air for the third-straight week, marking the longest active streak by any player in the NFL...**vs. Denver (Jan. 2):** Secured two catches for 10 yards (2.5 avg.), including a third-down conversion in the third quarter, leading to a Chargers field goal...Added one yard rushing on an end-around near the end of the first quarter...**at Las Vegas (Jan. 9):** Capped the season with a career-best six receptions for 52 yards (8.7 avg.) with a long grab of 17 yards...Four of six catches registered as first downs.

**2020:** Played in all 16 games, logging nine starts...A regular in the WR rotation, totaled 28 receptions for 511 yards (18.3 avg.), three TDs and three receptions of 50-plus yards, which were the second-most by any player in the NFL...Two of the three receiving scores went for 70-plus yards, which tied for the most in the NFL with Green Bay WR Marquez Valdes-Scantling...The two 70-plus-yard receiving TDs tied for the most by a Chargers pass-catcher in a single season in franchise history...In the Chargers' Week 15 overtime win over the Raiders on *Thursday Night Football*, caught a 53-yard pass to set up QB Justin Herbert's game-winning rushing TD... **at Cincinnati (Sept. 13):** In his first career start, recorded a 16-yard catch on a third-and-four to give the Bolts offense a fresh set of downs, as the drive was eventually capped by a game-tying rushing TD from RB Joshua Kelley...The third-quarter reception marked the first catch of his career...**vs. Kansas City (Sept. 20):** Made history by being on the receiving end of rookie Justin Herbert's first career passing TD, a 14-yard score in the back corner of the end zone...**vs. Carolina (Sept. 27):** Logged two catches for 23 yards, as his 16-yard catch in the third quarter went for a first down, setting up an eventual field goal by K Michael Badgley...**at Tampa Bay (Oct. 4):** Was on the receiving end of one of Justin Herbert's three TD passes, going for a career-long 72 yards...**at New Orleans (Oct. 12):** Early in the second quarter, caught a 49-yard deep pass from Justin Herbert, setting up a TD pass to WR Mike Williams on the next play...Herbert set the record for most passing TDs by a rookie (four) in the history of *Monday Night Football*...**vs. Jacksonville (Oct. 25):** Caught two passes for 84 yards, one of which went for a 70-yard TD, his third receiving score of the season...The TD helped the Chargers lead the Jaguars down the stretch, resulting in an eventual Chargers win...**vs. Las Vegas (Nov. 8):** Logged one catch for nine yards on the day, though his lone reception on a second-and-16 set up an eventual first down, on a drive that was capped by a TD grab by WR Keenan Allen...**at Miami (Nov. 15):** Caught a career-high four catches on the day, three of which came in the first half...On Keenan Allen's 11-yard catch-and-run off of a screen pass, Guyton paved the way for Allen to break into the next level of the Dolphins defense, setting up the Chargers for a progressive offensive series...**vs. N.Y. Jets (Nov. 22):** Logged one catch for four yards in the third quarter on first down, setting up a second-and-medium for the Chargers offense on a series capped by a Keenan Allen receiving TD...Recorded his first

special teams stop of the season, securing the tackle on coverage of the second half's opening kickoff...**at Buffalo (Nov. 29):** Caught three passes from Justin Herbert in his sixth start of the season, gaining 33 total yards receiving (11.0 avg.) with a long reception of 12 yards...All three of his receptions went for Chargers first downs, as he was on the receiving end of a fourth-and-two pass attempt, converting the fourth-down try and giving the Chargers offense a fresh set of downs on the final offensive drive of the game for the Bolts...Continued to contribute on special teams...**vs. New England (Dec. 6):** Recorded two catches for 38 yards (19.0 avg.) with a long reception of 24 yards...His 24-yard catch tied as the longest play from scrimmage of the day for the Bolts...**vs. Atlanta (Dec. 13):** On a 13-yard run by RB Austin Ekeler, landed on a fumble to keep possession of the football and preserve Los Angeles' fresh set of downs, as the drive was capped by WR Tyron Johnson's game-tying TD...On second down on the offense's final possession, caught an eight-yard pass from Justin Herbert to sustain the ultimately game-winning drive, helping set up Michael Badgley's game-winning 43-yard field goal... **at Las Vegas (Dec. 17):** Totaled four catches for a career-high 91 receiving yards (22.8 avg.), with all four receptions going for first downs in the Chargers' overtime win on *Thursday Night Football*...Added an end-around rush for four yards early in the second quarter on a drive capped by a Michael Badgley field goal...On the same drive, caught a third-and-five pass attempt to give the Bolts offense a fresh set of downs to sustain the drive...Caught a 53-yard pass from Justin Herbert to set up the game-winning rushing score in overtime...**vs. Denver (Dec. 27):** Logged three catches for 43 yards (14.3 avg.), converting two of the three receptions for first downs...On Los Angeles' game-winning drive, hauled in a 23-yard pass from Justin Herbert to help set up Michael Badgley's go-ahead field goal attempt...**at Kansas City (Jan. 3):** Started and saw action on 70 percent of the offense's plays from scrimmage.

**2019:** Played in three games and was inactive two others after being promoted from the practice squad...**at Denver (Dec. 1):** Made his NFL debut, seeing time on five plays on offense and six on special teams...**at Jacksonville (Dec. 8):** Participated on nine offensive snaps and six on special teams...**vs. Minnesota (Dec. 15):** Inactive (healthy scratch)...**vs. Oakland (Dec. 22):** Contributed on four offensive plays...**at Kansas City (Dec. 29):** Inactive (healthy scratch).

**COLLEGE:** Played two seasons (2017-18) at North Texas after spending time at Trinity Valley Community College (2016) in Athens, Texas, and Notre Dame (2015)...In two seasons for the Mean Green, posted 103 receptions for 1,580 yards (15.3 avg.) and 15 TDs over 26 career games... Member of the team's leadership council in both seasons...Had the best game of his career in 2017, catching 14 passes for 211 yards (15.1 avg.) and a TD en route to being named Conference-USA Co-Newcomer of the Year...In one season at Trinity Valley, caught 45 passes for 968 yards (21.5 avg.) and 12 TDs...Redshirted during his lone year for the Fighting Irish in South Bend, Ind.

**PERSONAL:** Given name Jalen Jeffrey Guyton... Nickname is 'JG'...Born in Irving, Texas...Several members of father's family served in the military...Cousin is Minnesota Vikings WR Jalen Reagor...High school teammates with Arizona Cardinals QB Kyler Murray and Houston Texans T Greg Little...Went to high school with Bo Nickal, who won three NCAA Division-I wrestling titles and was a Dan Hodge Trophy winner as the nation's top college wrestler...Enjoys reading and writing in his leisure...Earned a degree in integrated studies from North Texas...**High School:** Rated the 39th player in Texas by the *Dallas Morning News* out of Allen (Texas) High... As a senior, posted 82 catches for 1,770 yards (21.6 avg.) and 22 TDs...Led Allen High to a 31-point win in the 6A state title game at AT&T Stadium in Arlington, Texas, as a senior for the school's third-straight state championship... Began his prep career as QB before playing WR the last three seasons...Lettered three years in football and one year in track & field...Ran the 400-meter dash and was in the mile relay.

### JALEN GUYTON NFL STATISTICS

Year	Team	GP	GS	No.	— Receiving —				Att	— Rushing —				Scrimmage Yards
					Yds	Avg.	Lg	TD		Yds	Avg.	Lg	TD	
2019	Los Angeles Chargers	13	0	0	0	—	—	0	0	0	—	—	0	0
2020	Los Angeles Chargers	16	9	28	511	18.3	72t	3	2	0	0.0	4	0	511
2021	Los Angeles Chargers	16	2	31	448	14.5	59t	3	7	34	4.9	21	0	482
2022	Los Angeles Chargers	3	0	2	64	32.0	54	0	0	0	—	—	0	64
<b>NFL Totals</b>		<b>38</b>	<b>11</b>	<b>61</b>	<b>1,023</b>	<b>16.8</b>	<b>72t</b>	<b>6</b>	<b>9</b>	<b>34</b>	<b>3.8</b>	<b>21</b>	<b>0</b>	<b>1,057</b>

### CAREER TRANSACTIONS

- 2019** Signed by Dallas Cowboys as undrafted free agent, May 10...Waived by Cowboys, Aug. 31... Signed by Los Angeles Chargers to practice squad, Oct. 23...Signed to active roster, Nov. 30.
- 2021** Placed on Reserve/COVID-19, Dec. 22... Activated from Reserve/COVID-19, Dec. 29.
- 2022** Re-signed by Chargers as exclusive rights free agent, April 12...Placed on Reserve/Injured (knee), Sept. 27.
- 2023** Re-signed by Chargers as free agent, April 17.



# KEMON HALL ⚡ 37

CORNERBACK | NORTH TEXAS

5-11 | 190 lbs | CALHOUN CITY, MISS.

ACQUIRED: WAIVERS (DAL) — 2021

EXPERIENCE: 3RD NFL SEASON

4TH YEAR WITH CHARGERS

**2021:** Appeared in two games after signing to the team's active roster in Week 14...Inactive two others as a practice squad elevation earlier in the season...Posted a tackle on special teams...Placed on Reserve/Injured on Dec. 26...**vs. Las Vegas (Sept. 11):** Inactive (healthy scratch)...**at Atlanta (Nov. 6):** Inactive (healthy scratch)...**vs. Miami (Dec. 11):** Saw action on 19 special teams snaps in the primetime win, his third career appearance on *Sunday Night Football*...**vs. Tennessee (Dec. 18):** Totaled a tackle on punt coverage...Appeared on 14 special teams plays.

**2021:** Finished the season with 16 appearances, totaling one solo tackle defensively, along with six tackles and one fumble recovery on special teams...**at Washington (Sept. 12):** Saw action on 14 special teams snaps, helping the Bolts start the season with a Week 1 road victory...**vs. Dallas (Sept. 19):** On third-and-15, stopped Cowboys TE Blake Jarwin short of the line-to-gain to force Dallas into a fourth-down scenario, one that the Cowboys would not convert on the ensuing play from scrimmage...**at Kansas City (Sept. 26):** Saw action on five defensive snaps while adding support in the kicking game...**vs. Las Vegas (Oct. 4):** Secured a career-best two stops on special teams, one on punt coverage and the other on kickoff coverage...**vs. Cleveland (Oct. 10):** Secured a season-high two special teams tackles, gathering

bot stops on kickoff coverage...**at Baltimore (Oct. 17):** Contributed in the kicking game...**vs. New England (Oct. 31):** Saw action on 19 special teams plays...**at Philadelphia (Nov. 7):** Paced the team with 18 special teams snaps contributed...**vs. Minnesota (Nov. 14):** Led the team with 24 special teams snaps played...**vs. Pittsburgh (Nov. 21):** Continued to contribute on special teams...**at Denver (Nov. 28):** Saw action on a team-high 18 special teams snaps...**at Cincinnati (Dec. 5):** Played a team-high 24 snaps on special teams, adding a tackle on punt coverage...**vs. N.Y. Giants (Dec. 12):** Continued to contribute on special teams...Saw additional action on defense, logging a quarterback hit on QB Mike Glennon...**vs. Kansas City (Dec. 16):** Paced the special teams units with a team-high 18 snaps played...**vs. Denver (Jan. 2):** Recovered a muffed punt return in the second quarter, leading to a Chargers touchdown prior the end of the first half...**at Las Vegas (Jan. 9):** Saw action on 27 special teams snaps.

**2020:** Was a practice squad member of the Saints and Cowboys after spending camp with the Vikings.

**2019:** Spent time on the practice squad for the Chargers and Vikings.

COMMUNITY

FRONT OFFICE

HALL

DRAFT PICKS  
& FREE AGENTS

2022 IN  
REVIEW

RECORDS  
& HISTORY

GENERAL  
INFORMATION



**COLLEGE:** Played two seasons (2017-18) at North Texas after spending 2016 at Itawamba Community College in Fulton, Miss. ...As a senior, earned first-team All-Conference USA recognition...Closed out his North Texas career with 120 tackles (89 solo), two tackles for loss, six INTs, 28 passes defended and a forced fumble... Kicked off 2018 with three-straight contests with an INT, including two that went for TDs...As a sophomore at Itawamba Community College played nine games with two INTs and 45 tackles.

**PERSONAL:** Given name Lagaryan Kemon Hall... Born in Grenada, Miss. ...Enjoys hunting, fishing and riding horses in his leisure...Relative is Levarious Varnado, former CB at Louisiana-Lafayette...Was on the team leadership council at North Texas...Read to youth while in college at Ginnings Elementary in Denton, Texas...Earned a degree in integrated studies from North Texas...**High School:** Named a team captain as a senior at Calhoun City (Miss.) High...Played CB, WR and P...Went to back-to-back state title games as a junior and senior...Lettered four years in football and four years in baseball.

### KEMON HALL NFL STATISTICS

Year	Team	GP	GS	-- Tackles --				Yds	TFL	-- Interceptions --					-- Fumbles --			
				Total	Solo	Asst	Sacks			No.	Yds	Lg	TD	PD	FF	FR	Yds	
2021	Los Angeles Chargers	16	0	1	1	0	0.0	0	0	0	0	0	0	0	0	0	1	0
2022	Los Angeles Chargers	12	0	0	0	0	0.0	0	0	0	0	0	0	0	0	0	0	0
<b>NFL Totals</b> .....		<b>18</b>	<b>0</b>	<b>1</b>	<b>1</b>	<b>0</b>	<b>0.0</b>	<b>0</b>	<b>0</b>	<b>0</b>	<b>0</b>	<b>0</b>	<b>0</b>	<b>0</b>	<b>0</b>	<b>1</b>	<b>0</b>	

### CAREER TRANSACTIONS

- 2019** Signed by Los Angeles Chargers as undrafted free agent, May 10...Waived by Chargers, Aug. 31...Signed by Chargers to practice squad, Sept. 1...Released by Chargers, Sept. 10...Signed by Minnesota Vikings to practice squad, Dec. 31.
- 2020** Re-signed by Vikings to Reserve/Future contract, Jan. 12...Waived by Vikings, Aug. 3... Signed by New Orleans Saints, Aug. 25... Waived by Saints, Sept. 5...Signed by Saints to practice squad, Sept. 6...Released by Saints from practice squad, Sept. 19...Signed by Dallas Cowboys to practice squad, Dec. 23.
- 2021** Re-signed by Cowboys to Reserve/Future contract, Jan. 4...Waived by Cowboys, May 5...Claimed off waivers by Chargers, May 6...Waived by Chargers, Sept. 3...Signed by Chargers, Sept. 7...Placed on Reserve/COVID-19, Dec. 20...Activated from Reserve/COVID-19, Dec. 29.
- 2022** Waived by Chargers, Aug. 30...Signed by Chargers to practice squad, Aug. 31... Activated from practice squad (standard elevation), Sept. 10...Reverted to practice squad, Sept. 12...Activated from practice squad (standard elevation), Nov. 5...Reverted to practice squad, Nov. 7...Signed to active roster, Dec. 10...Placed on Reserve/Injured (hamstring), Dec. 26.
- 2023** Re-signed by Chargers as free agent, March 22.

# JOSH HARRIS ⚡ 47

**LONG SNAPPER | AUBURN**

6-1 | 224 lbs | CARROLLTON, GA.

ACQUIRED: UFA (ATL) — 2022

EXPERIENCE: 12TH NFL SEASON

2ND YEAR WITH CHARGERS



## CAREER HIGHLIGHTS

- ▶ Named a second-team All-Pro from *The Associated Press* and was selected to his first Pro Bowl after collecting a career-high seven special teams tackles in 2021.
- ▶ Since entering the NFL in 2012, has snapped in 173 games, as well as eight postseason bouts, compiling 30 total special teams tackles (17 solo).
- ▶ In his first season with the Bolts, snapped on an operation that had zero blocked kicks and punts, and made 31-of-33 field goals (93.9 pct.), the second-best field goal percentage in the NFL despite deploying three different kickers on the year.
- ▶ Contributed to a punt team that held opponents to a league-best 3.1 yards per punt return, the best single-season return average allowed by a Chargers team since 1971.
- ▶ Snapped in 2022 on a unit that saw two kickers (Cameron Dicker and Dustin Hopkins) and a punter (JK Scott) each win AFC Special Teams Player of the Week once, while Dicker also was named AFC Special Teams Player of the Month for December/January.
- ▶ Opened the 2021 season with a career-best three special teams tackles for the Falcons in the club's Week 1 outing vs. Philadelphia.
- ▶ Snapped for K Younghoe Koo's franchise-record 37 made field goals in 2020, as Koo was selected to his first Pro Bowl.

## HONORS AND AWARDS

- 2021:** 2022 NFL Pro Bowl Selection (First) *The Associated Press*  
Second-Team All-Pro (LS)

**2022:** Successfully supplied snaps in each of the team's 17 games, allowing zero blocked punts or kicks...**vs. Las Vegas (Sept. 11):** In his first game as a member of the Chargers, provided reliable snaps to P JK Scott as Scott secured a league-high 48.0-yard net average on the day, the second-best single-game mark (min. three punts) by a punter on Kickoff Weekend in franchise history...**at Cleveland (Oct. 9):** Supplied reliable snaps on all three of K Taylor Bertolet's made field goals, as Bertolet accounted for the most field goals made by a Chargers kicker in their NFL debut and tied for the second-most by a kicker in their first game with the club in franchise history...**vs. Denver (Oct. 17):** Snapped on all four of K Dustin Hopkins' made field goals, including the game-winning 39-yarder in overtime...**vs. Seattle (Oct. 23):** Tallied his second tackle of the season in punt coverage and his first tackle since Week 2 at Kansas City...**at Atlanta (Nov. 6):** Supplied reliable snaps on all four of K Cameron Dicker's successful kicks, including two field goals...Snapped Dicker's game-winning 37-yard field goal in the fourth quarter, helping him become the third rookie since 1970 to make two game-winning field goals in final two minutes of regulation or overtime for two different teams in their rookie season...**at San Francisco (Nov. 13):** Provided reliable snaps on all three of Cameron Dicker's field goals and one PAT...**vs. Kansas City (Nov. 20):** Supplied five successful snaps on both of Cameron Dicker's field goals and all three of Dicker's PATs...**at Arizona (Nov. 27):** Provided reliable snaps on both of Cameron Dicker's PATs and his 26-yard field goal...Also supplied snaps for all four of JK Scott's punts that landed inside the 20-yard line, his highest mark of the season...**at Las Vegas (Dec. 4):** Supplied snaps for two field goals and two PATs for Cameron Dicker, as well as for JK Scott's three punts...**vs. Miami (Dec. 11):** Provided reliable snaps on all five of Cameron Dicker's successful kicks (three field goals, two PATs) for a career-high 11 points...

**vs. Tennessee (Dec. 18):** Provided reliable snaps on all seven of JK Scott's punts and snapped for Cameron Dicker's game-winning 43-yard field goal...**at Indianapolis (Dec. 26):** Provided successful snaps on all four of Cameron Dicker's successful kicks and on all four of JK Scott's punts...**vs. L.A. Rams (Jan. 1):** Successfully snapped on Cameron Dicker's 40-yard field goal and four point-after tries, as well as on all four of JK Scott's punts...**at Denver (Jan. 8):** Provided successful snaps on both of Cameron Dicker's field goals and point-after tries, as well as on JK Scott's five punts...**at Jacksonville (AFC Wild Card, Jan. 14):** Continued to provide reliable snaps for both JK Scott and Cameron Dicker.

**2021:** Earned second-team All-Pro honors from *The Associated Press* and was named to his first career Pro Bowl after collecting a career-high seven special teams tackles...Executed snaps for all punts, field goals and PATs in all 17 regular-season games for the Falcons...**Awards:** Pro Bowl Selection (First)...*The Associated Press* Second-Team All-Pro (LS)...**vs. Philadelphia (Sept. 12):** Opened the season with a career-high three tackles on punt coverage...**vs. New England (Nov. 18):** Collected a tackle early in the third quarter on punt coverage, his sixth of the season...By reaching six tackles, set a new single-season special teams tackle superlative mark...**at Jacksonville (Nov. 28):** Partnered with a teammate to gain his seventh special teams stop of the season.

**2020:** Appeared in all 16 games, providing reliable snaps for K Younghoe Koo to set the franchise's single-season record for most field goals made (37), as Koo earned his first career Pro Bowl nod...Added one tackle on punt coverage...As a unit, the Falcons connected on 38-of-40 field goal attempts on 2020, drawing a 95.0 pct. make rate, which ranked fifth-best in the league...**at New Orleans (Nov. 22):** Collected first special teams tackle, splitting a stop with LB LaRoy Reynolds on punt coverage after a short gain of two yards.

**2019:** Snapped for all punts, field goals and extra point tries in Atlanta's 16 regular-season outings, helping the Falcons convert 34-of-38 field goal attempts and rank tied for third in the NFL for most made field goals...Supplied two tackles in punt coverage, as the Falcons punted just 52 times — the third-fewest punts by any team in the NFC — averaging 41.7 gross yards per punt with 22 punts downed inside of the opponents' 20-yard line...**at Houston (Oct. 6):** Partnered on a punt coverage tackle to notch his 20th career special teams stop...**at New Orleans (Nov. 10):** Brought down Saints wide receiver and return specialist Deonte Harris on punt coverage in the third quarter, his first special teams solo tackle of the season.

**2018:** Appeared in the first 11 games for the Falcons before being placed on Reserve/Injured (hip) for the remainder of the season...In 11 games as the team's snapper for punts, field goals and extra points, K Matt Bryant went a perfect 13-of-13 on field goal tries, adding 20 made PATs...**vs. Baltimore (Dec. 2):** Sustained a hip injury and was subsequently placed on Reserve/Injured (hip) for the remainder of the season.

**2017:** Executed all punt, field goal and PAT snaps in 16 regular-season games, as well as Atlanta's two postseason contests...Helped K Matt Bryant make 34-of-39 field goal tries and adding 35 made PATs, as P Matt Boshier notched a 44.9-yard gross average on 53 punts...Supplied two tackles on punt coverage...**at Chicago (Sept. 10):** In the season opener, secured first tackle of the campaign, splitting the second-quarter stop of Bears running back and returner Tarik Cohen...**at New Orleans (Dec. 24):** Registered a solo stop on punt coverage of Saints wide receiver and return specialist Tommylee Lewis, forcing New Orleans' offense to start the ensuing drive inside of their own 20-yard line...**at L.A. Rams (Jan. 16):** Snapped for Bryant's two 50-plus-yard field goals in the win over the Rams, as Bryant became just the fourth player in NFL history to do so in a single postseason game.

**2016:** Supplied all punt, field goal and PAT snaps for the NFC Champion Falcons for all 16 regular-season games and in each of the club's three postseason bouts, including Super Bowl LI...In the regular season, notched three tackles on punt coverage while being reliable in all snapping phases, as K Matt Bryant ranked third in the NFL with a 91.5-pct make rate (34-of-37) and P Matt Boshier rank sixth in the NFL with a 41.7-yard net average on 53 punts...Reliable snaps helped Bryant total a league-leading 158 points scored, which included a career-long 59-yard make in Week 13 vs. Kansas City...With the support of the punt coverage unit, only one of Boshier's 53 punts in the regular season registered as a touchback, tying for a league-low figure in 2016...Secured second NFC South Division title as a member of the Falcons...**vs. Carolina (Oct. 2):** Dropped Panthers wide receiver Ted Ginn Jr. after a short gain near the end of the first half to collect first special teams tackle of the slate...**vs. Kansas City (Dec. 4):** As time expired at the end of the first half, provided the snap to help K Matt Boshier tie the Falcons' record with a 59-yard made field goal...**at L.A. Rams (Dec. 11):** Collected second solo stop of the season on special teams early in the fourth quarter while covering a Falcons punt...**at Carolina (Dec. 24):** Secured a solo stop near the end of the first half, as the Falcons defeated the divisional foe in Week 16...**vs. Green Bay (Conference Championship, Jan. 22):** Supplied the snaps on all five PAT makes, as well as K Matt Bryant's 28-yard made field goal in the first quarter, and for P Matt Boshier's two punts as the Falcons defeated the Packers in the NFC Championship Game...**vs. New England (Super Bowl LI, Feb. 5):** Helped K Matt Bryant convert four first-half PATs as Atlanta gained a 28-9 lead in the first half of the Super Bowl, eventually falling to the Patriots in overtime.

**2015:** Appeared in all 16 regular-season games for the Falcons for the fourth-straight season, providing snaps for all punts, field goals and PATs...Added three tackles on punt coverage, as 24 of P Matt Bosher's punts were placed outside of the opponents' 20-yard line...**vs. Philadelphia (Sept. 14):** Opened the season with a solo special teams stop in the first quarter...**vs. Houston (Oct. 4):** Notched a solo stop to take his season total to two through Atlanta's first four outings...**vs. Indianapolis (Nov. 2):** Collected his third solo special teams tackle of the season, dropping Colts wide receiver and returner Quan Bray for a loss of two yards.

**2014:** Set a then-career-high with five special teams tackles, snapping in all 16 games for Atlanta for the third-straight year...Provided reliable snaps on field goals, as K Matt Bryant led the NFL with seven made field goals from 50-plus yards...Bryant also relied on Harris' snaps as he went 29-of-32 on all field goal tries, ranking tied for fourth in the league with a 90.6 make rate, going a perfect 22-of-22 from inside of 50 yards...**at Cincinnati (Sept. 14):** Split a tackle on punt coverage in the fourth quarter of the Week 2 road contest against the Bengals...**vs. Chicago (Oct. 12):** Dropped Bears wide receiver and returner Antonio Holmes for a loss of one yard on a punt return, collecting first solo special teams tackle of the slate...**at Baltimore (Oct. 19):** On the game's opening series, registered second solo special teams tackle in as many weeks for the first time in his career...**at Carolina (Nov. 16):** Secured fourth tackle of the season on special teams, setting a new single-season best in the road divisional win over the Panthers...**at Green Bay (Dec. 8):** Notched a solo stop early in the second quarter on punt coverage, extending his career-high mark for special teams tackles in a single season to five.

**2013:** Played in all 16 regular-season games, snapping for P Matt Bosher who re-set his own single-season franchise record with a 41.1-yard net average...Added two tackles on punt coverage...Provided reliable snaps on the field goal unit as K Matt Bryant connected on 24-of-27 tries, registering an 88.9 percent success rate...**vs. Seattle (Nov. 10):** Brought down Seahawks wide receiver and return specialist Golden Tate on the fourth play from scrimmage of the game, marking his first tackle of the season...**at Buffalo (Dec. 1):** Tallied second tackle of the season, doing so in the second quarter of Atlanta's eventual overtime win at Buffalo.

CAREER TRANSACTIONS	
<b>2012</b>	Signed by Atlanta Falcons as undrafted free agent, April 30.
<b>2014</b>	Signed contract extension, Sept. 17.
<b>2018</b>	Signed contract extension, Nov. 2.
<b>2021</b>	Released by Falcons, Sept. 1...Signed by Falcons, Sept. 2.
<b>2022</b>	Signed by Los Angeles Chargers as unrestricted free agent, March 17.

**2012:** As a rookie in 2012, saw action in all 16 regular-season games for the Falcons, as well as the club's two postseason contests after winning the NFC South Division crown...Supplied consistent snaps on all field goal tries, as K Matt Bryant went a perfect four-for-four on 50-plus-yard attempts and ranked third in the NFL with 143 points scored...Added three tackles on punt coverage, leading to a 3-0 mark for Atlanta when securing a tackle on special teams...**at Kansas City (Sept. 9):** In his first career NFL game, secured a solo special teams tackle on punt coverage...**vs. Carolina (Sept. 30):** Brought down Panthers cornerback and returner Captain Munneryn after a minimal gain of one yard on the fourth play from scrimmage, his second career tackle...**vs. Arizona (Nov. 18):** Secured third special teams solo stop of the season, doing so in the first quarter of the eventual win over the Cardinals.

**COLLEGE:** After joining Auburn's program as a walk-on in 2008, served as the primary long snapper on all punts, field goals and PATs for the Tigers from 2009-11, which included the 2010 season where Auburn won the BCS National Championship...Appeared in 40 career games for the Tigers, earning SEC Academic Honor Roll recognition in both 2008 and 2009, and later being named National Sigma Nu Athlete of the Year in 2011...Earned a bachelor's degree from Auburn in political science.

**PERSONAL:** Born in Carrollton, Ga. ... Married to wife, Kameron, and the couple has three children... **High School:** Attended Carrollton High School in Carrollton, Ga. ...Played baseball and wrestled, on top of playing football, for the Trojans during his time at Carrollton.

**JOSH HARRIS NFL GAMES**

Year	Team	GP
2012	Atlanta	16
2013	Atlanta	16
2014	Atlanta	16
2015	Atlanta	16
2016	Atlanta	16
2017	Atlanta	16
2018	Atlanta	11
2019	Atlanta	16
2020	Atlanta	16
2021	Atlanta	17
2022	Los Angeles Chargers	17

**NFL Totals** ..... **173**

POSTSEASON		GP
Year	Team	
2012	Atlanta	2
2016	Atlanta	3
2017	Atlanta	2
2022	Los Angeles Chargers	1

**Postseason Totals** ..... **8**



# JUSTIN HERBERT **10**

**QUARTERBACK | OREGON**

6-6 | 236 lbs | EUGENE, ORE.

ACQUIRED: DRAFT 1a — 2020

EXPERIENCE: 4TH NFL SEASON

4TH YEAR WITH CHARGERS

## CAREER HIGHLIGHTS

- ▶ Ranks No. 2 in NFL history (min. 1,000 attempts) with an average of 287.5 passing yards per game.
- ▶ In 2021, became the first player ever to throw for over 5,000 yards and rush for at least 300 yards in a single season, also setting a single-season team record as the first 5,000-yard passer in Chargers history.
- ▶ Became the only player in NFL history to begin a career with three-straight seasons of 4,000-plus passing yards.
- ▶ Joined Hall of Fame Peyton Manning as the only players in NFL history to begin a career with three consecutive seasons of at least 25 passing touchdowns.
- ▶ Set all-time records for completions (1,316), passing yards (14,089), combined touchdowns (102) and 300-yard passing games (22) through the first three seasons of a career.
- ▶ Reached 1,000 career completions in his 38th game, faster than any player in NFL history.
- ▶ His 1,316 career completions set records for the most ever by a player in their first 50 career games and the most by any player before turning 25-years-old.
- ▶ With 382 passing yards and 90 rushing yards against Pittsburgh on Sunday Night Football in 2021, became the only player ever to top 350 passing yards and 90 rushing yards in a single game.
- ▶ In the 2022 regular-season finale at Las Vegas, completed all six passing attempts on fourth down — making it the only known performance by a quarterback to convert six fourth downs through the air.
- ▶ Set all-time records for completions (839), passing yards (9,350), passing touchdowns (69) and combined touchdowns (77) through the first two seasons of a career.
- ▶ Earned Offensive Rookie of the Year honors from The Associated Press, becoming the 10th QB ever and just the second Charger to win the award (RB Don Woods, 1974), while also earning Rookie of the Year, Offensive Rookie of the Year and All-Rookie (QB) by the Professional Football Writers of America.
- ▶ Set NFL rookie records for passing touchdowns (31), total touchdowns (36), pass completions (396), most 300-yard passing games (8) and most three-plus passing touchdown outings (6).
- ▶ Eclipsed 30 TD passes as a rookie in the season finale at Kansas City, becoming the youngest player in history to have 30 passing scores in a single season, doing so at 22 years, 299 days old.
- ▶ Named NFL Offensive Rookie of the Month for both October and November, posting a 122.2 passer rating in October — the best by a rookie quarterback in October (min. 50 att.).
- ▶ Registered three game-winning drives in the fourth quarter or overtime in a row in 2020, tying the longest such streak by a rookie quarterback in the Super Bowl era (since 1966).
- ▶ Set rookie Monday Night Football records with four passing scores at New Orleans in 2020, including three in the first half.
- ▶ Threw a TD in each of his first 10 career games, the second-longest streak to start a career in NFL history.



## HONORS AND AWARDS

**2022:** Finished the regular season ranked among the league's top passers with 477 completions on 699 attempts (68.2 pct.) for 4,739 yards and 25 TDs to 10 INTs to register a 93.2 passer rating...Capped the regular season ranked top-five among all NFL passers in completions (second), passing yards (second), and passing first downs (fourth)...Led the AFC with 477 completions, setting the single-season franchise record...Set the all-time record for most combined TDs by a QB in NFL history through a passer's first three seasons (102), becoming the first QB since Hall of Famer Peyton Manning to notch at least 25 TDs passes in each of their first three professional seasons... Became the first player in NFL history to throw for over 4,000 yards in each of their first three seasons, while also setting the record for most pass completions by any player in their first 50 career games in league history...Threw for 273 yards and a TD on 25 completions with zero interceptions in the AFC Wild Card Round matchup against Jacksonville...Reached 13 career game-winning drives, the second-most in the NFL since 2020, and 10 career fourth-quarter comebacks, with the most recent game-winning drive occurring in the Week 15 win vs. Tennessee...The mark also registered as the second-most game-winning drives by any player in their first three seasons in league history... Owns 20 career games with 300-plus passing yards, the most by any passer in their first three seasons in NFL history...Since entering the NFL in 2020, his 32 completions of 40-plus yards are the most by any passer in the league over the last three seasons...From Weeks 10-12, led all NFL players with six rushing first downs on third-and-one...Owns 16 games with at least three passing TDs, the second-most by any player in their first three seasons in league history, as 10 of the occurrences did not include an INT to account for the most games with three-plus TDs and zero INTs in a player's first three pro seasons in league history...Threw a TD in each of the first five games, accounting for 26-straight games with a TD pass, the third-longest mark ever in franchise history...Since entering the league in 2020, has a league-best 31 completions of 40-plus yards and has connected with WR Mike Williams on 12 of those, registering the pair as the league's leader in completions of 40-plus yards among all NFL duos over that span...**vs. Las Vegas (Sept. 11):** Passed for 279 yards on 26-of-34 attempts (76.5 pct.) with three TDs and zero INTs to register a 129.4 passer rating, the fourth-best by any Chargers signal-caller in a season opener in franchise history...Through the first three quarters, carried a 143.7 passer rating, which was the second-highest rate by a Chargers QB in any season opener since the 1970 NFL-AFL merger...Led the Bolts on a 12-play drive to open the game, a series which was capped by a K Dustin Hopkins field goal to mark the second-straight season with an opening-drive score on the first possession of the season...In the second quarter, found WR Keenan Allen down the right sideline for 41 yards to place the Bolts at the Raiders' 11, a series which was capped by a one-yard passing score to rookie FB Zander Horvath...Before the half, turned the defense's

- 2021:** *2022 Pro Bowl Selection (First Pro Bowl Offensive Most Valuable Player AFC Offensive Player of the Week (Week 9 at Philadelphia) AFC Offensive Player of the Week (Week 13 at Cincinnati) AFC Offensive Player of the Week (Week 14 vs. N.Y. Giants) FedEx Air NFL Player of the Week (Week 3 at Kansas City) FedEx Air NFL Player of the Week (Week 5 vs. Cleveland) FedEx Air NFL Player of the Week (Week 9 at Philadelphia) FedEx Air NFL Player of the Week (Week 11 vs. Pittsburgh) FedEx Air NFL Player of the Week (Week 13 at Cincinnati)*
- 2020:** *The Associated Press Offensive Rookie of the Year Professional Football Writers of America Rookie of the Year PFWA Offensive Rookie of the Year PFWA All-Rookie Team (QB) NFL Offensive Rookie of the Month (October) NFL Offensive Rookie of the Month (November) FedEx Air NFL Player of the Week (Week 11 vs. N.Y. Jets) Pepsi Zero Sugar Rookie of the Year Pepsi Zero Sugar Rookie of the Week (Week 2 vs. Kansas City) Pepsi Zero Sugar Rookie of the Week (Week 4 at Tampa Bay) Pepsi Zero Sugar Rookie of the Week (Week 5 at New Orleans) Pepsi Zero Sugar Rookie of the Week (Week 7 vs. Jacksonville) Pepsi Zero Sugar Rookie of the Week (Week 8 at Denver) Pepsi Zero Sugar Rookie of the Week (Week 9 vs. Las Vegas) Pepsi Zero Sugar Rookie of the Week (Week 11 vs. N.Y. Jets) Pepsi Zero Sugar Rookie of the Week (Week 15 at Las Vegas) Pepsi Zero Sugar Rookie of the Week (Week 17 at Kansas City)*

takeaway into points by finding WR DeAndre Carter on a 23-yard TD down the seam to take a 10-3 lead into the intermission...Opened the second half, after a Raiders possession, with an 11 play, 73-yard TD drive that was punctuated by an 18-yard catch-and-run contested score by TE Gerald Everett...Finished the winning effort with a three-for-four mark of passing first downs on third down in the game, logging 41 yards and tossing a TD on third down in the outing...**at Kansas City (Sept. 15):** Threw for 334 yards on 33-of-48 attempts and his second-straight game with three TD passes...Tallied his eighth career 300-yard, three-TD outing, tying QB Andrew Luck for the fourth-most by any QB within their first two NFL seasons, and 15th three-plus passing score game which ties QB Patrick Mahomes as the second-most by any player in their first three NFL seasons in league annals... Helped the offense score on the opening drive for the second-straight week...Extended streak of consecutive games with a passing touchdown to 23 after connecting with Zander Horvath for a one-yard receiving score early in the second quarter...Took a 10-7 lead into halftime off of a 12-of-17 mark for 125 yards and one touchdown to register a 111.2 passer rating...Threw for 209 yards and two TDs in the second half...Brought the game within one score after connecting with DeAndre Carter for a 35-yard pass on fourth-and-one on the final offensive drive, capping the series with a five-yard passing TD to WR Joshua Palmer...**vs. Jacksonville (Sept. 25):** Threw for 297 yards and a score on 25-of-45 passing (55.6 pct.) with an INT to register a 74.0 passer rating...Completed a 54-yard pass to WR Jalen Guyton on third-and-15 in the third quarter to register the pair's fifth completion of 50-plus yards, which is tied for the second-most among all duos in the NFL over the last three seasons... With the Guyton 54-yard reception and 45-yard catch-and-run by Joshua Palmer in the fourth quarter, extended his league-leading mark of pass completions of 40-plus yards since the start of the 2020 season to 28...**at Houston (Oct. 2):** Threw for 340 yards and two TDs on 27-of-39 passing (69.2 pct.) to register a 113.2 passer rating...Collected his 19th career 300-yard outing, the most by any player ever through the first three seasons of a career...Topped 300 passing yards for the seventh-straight time on the road, registering the second-longest streak in NFL history...Matched a season-high with 15 passing first downs...Took TD streak to 25-straight games, good for the third-best in team history and the second-longest active streak in the NFL...Connected with Mike Williams for a 50-yard completion in the second quarter, logging the 12th of at least 40 yards between the two, good for the most between two players in the NFL over the last three seasons...Took career total to 29 completions of 40-plus yards, the most by any passer in the NFL since 2020... **at Cleveland (Oct. 9):** Completed 22-of-34 passes (64.7 pct.) for 228 yards, a touchdown and zero interceptions to register a 93.8 passer rating...Extended active streak of games with at least one TD pass to 26, the third-longest ever in franchise history...Led an offensive unit that collected 465 yards from scrimmage and 26 first

downs...After starting the drive at their own one-yard line, propelled a 12-play, 99-yard scoring drive in the second quarter, the team's longest offensive drive since 2017...Helped Mike Williams secure a career-best 10 receptions, totaling 134 yards through the air to register his fifth-straight road game with 100-plus receiving yards, matching the longest streak by an AFC player in conference history...**vs. Denver (Oct. 17):** Attempted a career-high 57 passes in regulation and overtime, completing 37 passes for 238 yards...Reached 1,000 career completions in his 38th career game, the fastest by any player in league annals...Registered 10th career game-winning drive, the second-most since entering the league in 2020, and seventh game with a fourth quarter comeback and game-winning drive since the start of 2021, the most in the NFL...**vs. Seattle (Oct. 23):** Completed 33 passes on 51 attempts (64.7 pct.) for 293 yards with two TDs and an INT, registering an 84.8 passer rating...Registered 29th career game with multiple passing scores, which ties Peyton Manning for the third-most by any passer through their first three professional seasons in NFL history...In his 39th career game, reached and surpassed 80 career TD passes, becoming just the fourth QB in league annals to reach the mark within their first 40 career games...**at Atlanta (Nov. 6):** Helped propel the Bolts to their third-straight road win on 30-of-43 passing for 245 yards and a TD with an INT to notch a 82.0 passer rating...Threw for 16 first downs on the afternoon...Found RB Austin Ekeler in the second quarter on a short pass to the right for a score, collecting his 90th career total TD...By reaching 90 career scores, tied Hall of Fame QB Dan Marino as the second-fastest players to reach 90 total TDs in their first 40 career games...With 30 completions, set the NFL record for most pass completions by any QB in their first three seasons in NFL history (1,072)... **at San Francisco (Nov. 13):** Completed 21-of-35 passes for 196 yards and a TD with an INT... Opened the game with a seven-play, 75-yard scoring drive, completing all four pass attempts for 69 yards and a TD on the series...Found DeAndre Carter for a 32-yard score in the front left corner of the end zone...**vs. Kansas City (Nov. 20):** Recorded 280 passing yards and two TDs with an INT on 23-of-30 passing (76.7 pct.) to register a 113.2 passer rating...In the third quarter, surpassed 12,000 career passing yards in his 42nd career game, tying Hall of Fame QB Kurt Warner's mark as the second-fastest all-time to 12,000 career passing yards...On the first offensive possession, connected with Joshua Palmer for a 50-yard score, marking the offense's third opening-drive TD of the season for the Bolts...The TD also marked his eighth career passing score of 50-plus yards, tied for third-most in the NFL since 2020...With less than two minutes remaining in regulation, capped a 10-play drive with a six-yard TD pass to Palmer to re-gain the lead, marking Palmer's first career multi-score game...Rushed for first downs on third-and-one three times...With a fourth-quarter 46-yard completion to Keenan Allen on third-and-18, reached 31 career completions of 40-plus yards, the most in the NFL since the

beginning of the 2020 season...**at Arizona (Nov. 27):** Logged his 16th career game with three-plus passing TDs, most notably the game-winning score in the fourth quarter, on a day where he completed 35-of-47 attempts (74.5 pct.) for 274 yards and did not throw an INT to log a passer rating of 109.7, his 20th career game with a passer rating north of the century mark...Connected on touchdowns to Keenan Allen (two yards), DeAndre Carter (33 yards) and Austin Ekeler (one yard), as well as the go-ahead two-point conversion pass to Gerald Everett...Collected his 10th fourth-quarter comeback and 12th game-winning drive of his career, moving to second all-time in league history in passing yards (12,354) and passing TDs (88) by any QB through their first three professional seasons in NFL history...Logged 28th career game with multiple passing scores and 10th career game with at least three TDs and zero INTs, both of which are among the best all-time by a passer in their first three professional seasons...Added 38 yards rushing on four attempts (9.5 avg.) and converted one third-and-one rushing attempt to reach six rushing first downs on third-and-one over the last three games, the most by any player in the NFL...Scrambled for 28 yards early in the fourth-quarter, the third-longest rush of his career...Had a stretch of 18-straight completions in the second and third quarters, the longest stretch of consecutive attempts without an incompleteness in his career...**at Las Vegas (Dec. 4):** Threw for 335 yards on 28-of-47 passing with one TD, logging an 88.5 passer rating...By eclipsing 300 yards on the final offensive possession, registered his 20th career 300-yard passing outing, the most by any passer in their first three seasons in NFL history...Converted a fourth-and-12 with a TD pass to Keenan Allen, logging his league-leading third fourth-down passing TD of the season and fifth fourth-down passing score of his career...**vs. Miami (Dec. 11):** Completed a career-high 39 passes on 51 attempts (76.5 pct.) for 367 yards and a TD with zero INTs to notch a 102.3 passer rating...Surpassed former Andrew Luck for the most passing yards by a player in their first three seasons in NFL history...Opened the game with 24 completions for 222 yards in the first half, setting a career-high and franchise-record for completions in a single opening half... His 39 completions were the second-most by any Chargers passer in a single game in franchise history...Found the end zone or first down marker 16 times for the second-straight game...Collected his 10th career performance of 300-plus passing yards and zero INTs, the most ever by a player prior to turning 25 years old...Surpassed 13,000 career passing yards in his 45th career game, doing so in the second-fewest games played in history...Found Mike Williams for a 10-yard TD pass in the back of the end zone in the second quarter to reach 90 career passing TDs, joining Dan Marino as the only players to top 90 passing scores in the first three seasons of a career...**vs. Tennessee (Dec. 18):** Threw for 313 passing yards on 28-of-42 passing (66.7 pct.)...On the final offensive possession, orchestrated the six-play, 52-yard game-winning

drive in 44 seconds, marking the 13th game-winning drive of his career and his 10th over the past two seasons...On the final offensive drive, rolled to his right and found Mike Williams down the sideline for a gain of 35 yards, the longest gain of the day for the Bolts, to set up a game-winning field goal by K Cameron Dicker...Broke the all-time record for most pass completions in a player's first three seasons in NFL history...In the process, became the first player in NFL history to throw for over 4,000 yards in each of his first three seasons...**at Indianapolis (Dec. 26):** Completed 24-of-31 passes (77.4 pct.) for 235 yards and an INT...The 77.4 completion mark ranked as his highest of the season and the fourth-highest in a single game in his career...Helped Keenan Allen haul in 11 receptions, tying for the most games with at least 11 receptions by any player in NFL history...**vs. L.A. Rams (Jan. 1):** Threw for two TDs and 212 yards with zero INTs on 21-of-28 passing (75.0 pct.), registering a 119.9 passer rating...The two passing scores gave him 100 combined TDs in his career, tied for the most by any player in their first three seasons in league history (Dan Marino)...By throwing for two scores, marked his 29th career outing with multiple passing TDs, good for the second-most through the first three seasons of a career in NFL history...Marked his seventh-straight game with at least 10 passes converting for either a first down or TD...**at Denver (Jan. 8):** Closed out the season with 25 completions on 37 attempts (67.6 pct.) for 273 yards and two TDs with zero INTs (107.2 rating), marking his 27th-straight game with 20 completions, the third-longest streak in NFL history...With two TDs, reached 102 career combined scores, the most in NFL history through the first three seasons of a career...Eclipsed 25 passing TDs on the season, joining Peyton Manning as the only players to do so in each of their first three seasons...The performance marked his 30th with multiple TD passes, joining Dan Marino as the only players to do so 30 times in the first three seasons of a career...Marked 45th career game with a passing score, the most in NFL history in the first three seasons of a career, and totaled 49 career TD passes in road contests, tied for the most by any player in their first three seasons...Became the third player ever to top 14,000 career passing yards through the air before turning 25 and the first player in NFL history to eclipse 4,500 passing yards in two of his first three pro seasons...Finished with 477 completions this season, good for the most in NFL history by an AFC quarterback in a single season...Each of his two TD passes came on third down...**at Jacksonville (AFC Wild Card, Jan. 14):** Completed 25-of-43 pass attempts (58.1 pct.) for 273 yards and one TD with zero INTs (84.7 rating) in the postseason bout...On third down alone, completed nine-of-15 passes (60.0 pct.) for 107 yards and a TD with seven completions either finding the end zone or moving the chains for a first down, helping to register a 104.0 passer rating on third down...Found Gerald Everett for a nine-yard score in the second quarter to take a 24-0 lead.

**2021:** Selected to his first Pro Bowl as the top-voted QB in the AFC...In 17 starts, set single-season team records for completions (443), attempts (672), passing yards (5,014) and passing TDs (38)...Completed 65.9 percent of his passes and had 14 INTs for a 97.7 passer rating... Added 63 rushing attempts for 302 yards (4.8 avg.) and three TDs, with the 302 yards setting a single-season franchise record among QBs... Became the first player in NFL history to throw for 30 TDs in each of his first two seasons... Became the sixth player in history to throw for 35 TDs in a single season before turning 24 years old...Threw for over 300 yards in a league-leading nine games, setting a team single-season record...Led the Chargers to a fourth-quarter comeback victory five times... Orchestrated two of the comeback wins in September, becoming the third-youngest QB to have multiple come-from-behind victories in the opening month of the season since the 1970 NFL-AFL Merger (23 years, 200 days)...Became the first player in NFL history to record a game with at least 350 passing yards and 90 rushing yards, doing so in the *Sunday Night Football* win over Pittsburgh...Led the NFL with 79 passing first downs on third down...Posted an 84.2 completion percentage in the Week 9 win at Philadelphia, the second-highest single-game completion percentage (min. 30 att.) by a player age 23 or younger (Dak Prescott, 88.9 pct. at 23 years, 143 days old), doing so at 23 years, 242 days old...**Awards:** Pro Bowl Selection (First)... Pro Bowl Offensive Most Valuable Player...AFC Offensive Player of the Week (Weeks 9, 13, 14)... FedEx Air NFL Player of the Week (Weeks 3, 5, 9, 11, 13)...Pro Football Journal Second-Team All-AFC (QB)...Nickelodeon Valuable Player (Week 13)...**at Washington (Sept. 12):** Led the team to a come-from-behind victory in the fourth quarter, his second-career fourth quarter or overtime comeback win...The come-from-behind win was the ninth by a Chargers QB in a season opener... Finished with 337 passing yards and a TD on 31-of-47 passing (66.0 pct.) with an INT (85.2 rating)...The performance marked his ninth career 300-yard game...Converted 12 third downs through the air, good for the most passing first downs in a single game on third down since Colts QB Andrew Luck in 2012... Completed his fourth pass to WR Mike Williams on an 11-yard curl-route to the right to become the first player in NFL history to complete 400 passes within the first 16 starts of a career...The 337 yards brought him to 4,673 for his career, joining Chiefs QB Patrick Mahomes as the only players ever to top 4,500 yards through 16 career starts...Perfectly lofted a pass in the first half on third-and-three to WR Jalen Guyton over the coverage of CB Kendall Fuller for a 22-yard gain...Threw his three-yard TD in the fourth quarter to Williams on a perfectly placed back-shoulder throw to the left with CB Benjamin St-Juste in tight coverage...Led a clock-killing drive of 6:43, converting four third downs through the air...On the first conversion, found

WR Keenan Allen for a 17-yard gain up the seam on third-and-16...Eclipsed 300 yards on the day by completing a 19-yard pass to WR KJ Hill Jr., on third-and-three...Sealed the game with a final third-down conversion of nine yards to Allen on a skinny-post before taking three snaps in victory formation...**vs. Dallas (Sept. 19):** Recorded his second 300-yard game of the season and 10th of his career...The 10 performances of 300-plus yards tie Chiefs QB Patrick Mahomes and Hall of Fame QB Dan Marino for the most by any player in history through their first two seasons...Completed 31 passes on 41 pass attempts (75.6 pct.) for 338 yards and a TD with an INT (87.2 rating)...Set up the scoring pass by rolling right away from pressure in the second quarter to find Mike Williams in the soft spot of the zone for a 27-yard gain on third-and-13...On the next play, threw a quick pass to Williams spread out left, who took it through two attempted tackles for a 12-yard score...Threw three passes of 25-plus yards and tossed four passes on third downs to move the chains and keep drives alive...Eclipsed 5,000 career passing yards, joining Mahomes as the only players to do so through the first 17 starts of a career...Completed 17 of his first 18 passing attempts, including a stretch of 16 consecutive...On his first pass attempt, evaded pressure by rolling to the right and hitting Keenan Allen on a flag-route for 22 yards along the sideline...**at Kansas City (Sept. 26):** Named FedEx Air NFL Player of the Week in a fan vote... Completed 68.4 percent of his passes (26-of-38) for 281 yards and four TDs (125.0 rating), marking his second career game with four passing scores and his seventh with three or more...Led the team on a come-from-behind win in the fourth quarter, the third of his career and his second of the season...The two comeback wins in September made him the third-youngest (23 years, 200 days) to have multiple come-from-behind wins in a single September since the 1970 NFL-AFL Merger...The comeback win was capped by his fifth career game-winning drive...The performance was his fifth of three-plus TDs and no INTs, becoming the fifth player to do so in the Super Bowl era (since 1966) within the first two seasons of a career...On the first TD pass, pump-faked to get LB Nick Bolton out of the passing lane and then fire the four-yard score to Keenan Allen...After hitting Austin Ekeler for a 16-yard score later in the quarter, completed a two-point conversion to a wide open Mike Williams to take a 14-0 lead...Stepped up in the pocket away from pressure by DE Mike Danna to convert a fourth-and-four to Allen, keeping a scoring drive alive...Two plays later, fired a 20-yard TD to Williams down the right sideline after the wideout beat CB Mike Hughes on a double-move...On the first play of the team's next possession, ran a play-action pass and rolled to his left before firing downfield to Williams, who turned the play into a 43-yard gain...Hit Williams in a one-on-one matchup later in the drive on a back-shoulder fade with less



than a minute left for a four-yard, game-winning TD...**vs. Las Vegas (Oct. 4):** Threw for three TDs and 222 yards on 25-of-38 passing (65.8 pct.), registering a 107.6 passer rating...Threw two of his TD passes on third down, bringing him to an NFL-best 17 third-down TD passes since entering the NFL in 2020...The three-TD performance was the eighth of his career...Eclipsed 500 career completions, becoming the only player in the Super Bowl era (since 1966) to do so within the first 20 starts of a career...The three passing scores gave him seven over his first two starts on *Monday Night Football*, becoming one of just four players ever to do so...Found TE Donald Parham Jr., on a crossing-route in the back of the end zone for the first TD pass...On the second score, fired a 10-yard strike over the defense to TE Jared Cook on a seam-route from the right slot...Tossed the third TD of the day in the waning seconds of the first half, lofting a pass to Austin Ekeler in the right flat over the coverage of LB Denzel Perryman for the 14-yard score...**vs. Cleveland (Oct. 10):** Voted by fans as the FedEx Air NFL Player of the Week...Set a single-game career high with 398 yards and four TDs on 26-of-43 passing (60.5 pct.) to register a 122.0 passer rating...Added a rushing TD and 29 yards on four attempts (7.3 avg.)...Set the NFL record for 300-yard passing performances over the first two seasons of a career, registering his 11th...With his sixth career game of three-plus TDs and no INTs, set the record for the most by a player through the first two seasons of a career in the Super Bowl era (since 1966)...Tossed his 18th career TD pass on third down, good for the most since entering the NFL in 2020...On the second TD pass of the day, stood tall on third-and-10 despite pressure from DE Myles Garrett from his right to uncork a 72-yard bomb to Mike Williams...Ran in his TD in the second quarter by stepping up in the pocket away from Garrett and scrambling for the nine-yard score...Converted a third-and-five to Keenan Allen on a corner-route down the right sideline, escaping the pocket to the right before lofting the pass over CB Troy Hill for a 37-yard gain...Set up the game-winning drive deep in Browns territory by hitting Jared Cook in the left flat for a 29-yard catch-and-run just before the two-minute warning...**at Baltimore (Oct. 17):** Threw for 195 yards and a TD with an INT on 22-of-39 passing (56.4 pct.) for a 67.8 passer rating...Eclipsed 6,000 career passing yards, doing so in his 21st NFL game to be the second-fastest player in history to reach that mark...Rolled to the right away from pressure by DE Calais Campbell to find Mike Williams for a 26-yard gain in the second quarter, setting up the TD pass on the next play...On the scoring throw, placed the pass to Jared Cook perfectly in the back, right corner of the end zone away from the coverage of ILB Malik Harrison...**vs. New England (Oct. 31):** Threw for 223 yards and two TDs with a pair of INTs on 18-of-35 passing (51.4 pct.) for a 66.7 passer rating...Added nine rushing yards on two attempts (4.5 avg.)...Placed the ball to the inside of Keenan Allen on a five-yard TD pass in the second quarter, keeping the ball away from DB Adrian Phillips...Lofted his second TD of the day to WR Joshua Palmer over two defenders in the

fourth quarter for the rookie's first career receiving score...**at Philadelphia (Nov. 7):** Named AFC Offensive Player of the Week for his performance...Also voted by fans as the FedEx Air NFL Player of the Week...Completed 32 passes of 38 attempts (84.2 pct.) for 356 yards and two TDs (98.9 rating)...At 23 years, 242 days old, recorded the second-highest single-game completion percentage (min. 30 att.) by a player age 23 or younger (Dak Prescott, 88.9 pct. at 23 years, 143 days old)...Added an eight-yard rushing TD...Posted two stretches of 11 or more consecutive completions...Led the team to a fourth-quarter comeback win, the fifth of his career...The performance marked his sixth of multiple passing TDs with a rushing score, tied for the most by a player through their first two seasons in NFL history...Eclipsed 600 career completions in the 23rd start of his career, faster than any player in league annals...Threw for over 300 yards for the 12th time in his career...On the first TD, found TE Stephen Anderson in the right flat after running play-action for the two-yard score...Set up the team's second TD drive by rolling to his right and firing it deep to Mike Williams for a 49-yard gain with CB Darius Slay in coverage...Two plays later, found Donald Parham Jr., in the right flat, who broke a tackle of the defender before running into the end zone for an eight-yard TD...Ran in an eight-yard TD early in the fourth quarter, stepping up in the pocket and scrambling to the left and beating LB T.J. Edwards to the goal line for the score...**vs. Minnesota (Nov. 14):** Threw for 195 yards, a TD and an INT on 20-of-34 passing (58.8 pct.) for a 72.5 passer rating...Added 22 rushing yards on a pair of attempts (11.0 avg.)...The TD pass was No. 50 for his career...Became the fourth-fastest (24 games) and fourth-youngest (23 years, 249 days) to eclipse that mark in NFL history...On the TD pass, fit the ball perfectly to Austin Ekeler at the goal line between the coverage of LB Eric Kendricks and LB Nick Vigil...The score made Ekeler the youngest RB in the common draft era (since 1967) to reach 20 career TD catches (26 years, 181 days)...Stepped up in the pocket in the fourth quarter and perfectly lofted a pass over the coverage of Vigil and CB Mackensie Alexander to find Keenan Allen for a 26-yard gain...Kept the ball on an option play to run for a 17-yard gain in the second quarter...**vs. Pittsburgh (Nov. 21):** Voted by fans as the FedEx Air NFL Player of the Week...Led the team to a come-from-behind win in the fourth quarter, his fifth of the season...Threw for 382 yards and three TDs with an INT on 30-of-41 passing (73.2 pct.) for a 116.1 passer rating...Ran nine times for 90 yards (10.0 avg.), setting the team's single-game rushing yards record by a QB...Became the only player in NFL history to record a game with at least 350 passing yards and 90 rushing yards...Eclipsed 7,000 yards for his career in game No. 25, tying for the second-fastest in history...On his first TD pass, stepped up in the pocket away from pressure to hit Austin Ekeler on an angle-route for a 10-yard score...Set up that TD pass by scrambling earlier in the drive for 18 yards on a third-and-six before scrambling for an 18-yard gain again three plays later...Uncorked a pass in



the third quarter to Keenan Allen for a 30-yard gain on third-and-13, placing the ball perfectly outside the reach of CB Cameron Sutton...Kept a third-quarter field goal drive alive by scrambling to the left away from pressure for a 13-yard gain on third-and-five...Scrambled on a third-and-five again in the fourth quarter for a 36-yard gain to set the offense up inside the 10-yard line after an unnecessary roughness penalty by DT Cameron Heyward after the play...Threw the game-winning TD to Mike Williams late in the fourth quarter along the left sideline for a 53-yard score...**at Denver (Nov. 28):** Completed 28 passes on 44 attempts (63.6 pct.) for 303 yards and two TDs with two INTs (80.0 rating)...Added 36 rushing yards on four attempts (9.0 avg.), giving him 243 rushing yards on the year to set a franchise single-season record among QBs...The game marked his 14th career performance of 300-plus passing yards...Eclipsed 7,500 career passing yards, doing so in 26 games for the second-fastest in history...Perfectly placed a ball over CB Kyle Fuller to Keenan Allen for a 24-yard gain on third-and-15 in the second quarter...Extended a TD drive late in the second quarter on third-and-seven by rolling to his right and finding Allen on a deep out-route for 18 yards...Threw his second TD of the day in the fourth quarter while rolling to his left, lofting the pass above three defenders for Jared Cook to come down with it in the back of the end zone for the 16-yard score...The TD pass to Cook had an 8.2 completion probability percentage, making it the most improbable completion in the NFL of the 2021 regular season...Dialed up a deep pass in the second quarter for Jalen Guyton for a 44-yard TD despite tight coverage from S Jessie Bates III, marking his third TD pass of the day...Ran a Philly Special on a two-point try following his third TD pass, hauling in a throw from Allen for a successful conversion...**at Cincinnati (Dec. 5):** Named AFC Offensive Player of the Week...Awarded the Nickelodeon Valuable Player for the week...Completed 26 passes on 35 attempts (74.3 pct.) for 317 yards and three TDs with an INT (118.4 rating)...Reached 700 career completions in his 27th game, the fastest to do so in NFL history...Extended his streak of games with 300-plus passing yards to three consecutive contests, giving him 15 career 300-yard games...The performance marked his 11th with at least three passing TDs and his 18th with multiple TD passes, both good for the second-most through a player's first two seasons of a career...On the opening drive of the game, stepped up in the pocket to avoid pressure on third-and-nine and threw against the grain to hit Keenan Allen for a 10-yard gain...Two plays later, placed a pass perfectly over the coverage of CB Chidobe Awuzie on a fade-route to Mike Williams for a 41-yard gain to the Bengals four-yard line...On fourth down later in the drive, worked through his progressions before firing a bullet between three defenders to Allen for a four-yard TD...Later in the quarter, rolled to his right and fired deep to Williams on a go-route for a 47-yard gain...Four plays later, kept the ball on an option with Austin Ekeler before throwing to a wide-open Allen in the end zone for his second TD,

this time a seven-yard score...**vs. N.Y. Giants (Dec. 12):** Named AFC Offensive Player of the Week...Completed 23 passes on 31 attempts (74.2 pct.) for 275 yards and three TDs (133.1 rating)...The performance gave him 734 career completions, the most by any player through the first two seasons of a career...Reached 30 TD passes on the season, making him the only player in NFL history with 30-plus passing TDs in each of their first two career seasons...At 23 years, 277 days old, became the second-youngest player to 60 career TD passes...It was his 12th game with three-plus passing TDs and 19th with multiple passing scores, both good for the second-most through two seasons in history...The performance was the eighth with three TDs and no INTs, the most ever by any player through their first two career seasons...Eclipsed 8,000 career passing yards in his 28th game, the fourth-fastest in NFL history...Threw his first TD of the day on a third-and-eight early in the second quarter, firing a pass to Joshua Palmer outside the numbers to the right that the rookie took upfield for the 12-yard score...With less than 30 seconds left in the first half, uncorked a deep pass on third-and-11 while being hit to Jalen Guyton for a 59-yard TD between two defenders...The TD pass traveled 63.8 yards in the air, the second-most air yards on a completion in the NFL this season...In the third quarter, rolled to his right and threw back across the field to Palmer just over the coverage of DB Logan Ryan for a 36-yard gain...**vs. Kansas City (Dec. 16):** Made his second career start on *Thursday Night Football*...Completed 22 passes on 38 attempts (57.9 pct.) for 236 yards and two TDs with an INT (82.8 rating)...Added five carries for 16 yards (3.2 avg.) and a TD...The performance marked the seventh of his career with multiple TD passes and a rushing score, the most in NFL history over the first two seasons of a career...Reached 71 total TDs (passing and rushing) for his career, passing Dan Marino for the most in a player's first two seasons in NFL history...The 236 passing yards gave him 8,394 for his career, good for the most by any player in NFL history through their first two pro seasons...Kept the team's first TD drive alive by standing tall in the pocket and finding Keenan Allen on third-and-two for a 15-yard gain despite taking a hit from S Juan Thornhill...Two plays later, scrambled from the shotgun for the one-yard TD run...Later in the quarter, through off his back foot due to pressure from DE/LB Melvin Ingram III and found Jalen Guyton for a 29-yard TD...Rolled to his left in the fourth quarter and lofted a deep pass perfectly to Allen over the coverage of CB DeAndre Baker for a 29-yard gain...Zipped an eight-yard TD pass to Allen later in the quarter between a pair of defenders...**at Houston (Dec. 26):** Made the 30th start of his career...Threw for 336 yards and a TD with two INTs on 27-of-35 passing (77.1 pct.) for a 92.1 passer rating...The performance marked his franchise record-tying eighth of the season with 300-plus passing yards...Through 30 career starts in NFL history, ranked first in completions (783), third in passing yards (8,730) and fourth in passing TDs (64)...On the final drive, stepped up in the pocket and placed a pass perfectly over the

defense of LB Neville Hewitt to Stephen Anderson on a skinny-post to set the team up at the Houston three-yard line...Two plays later, worked through his progressions to find Joshua Palmer in the middle of the end zone for a three-yard score...**vs. Denver (Jan. 2):** Threw for 237 yards and two TDs on 22-of-31 passing (71.0 pct.) for a 114.6 passer rating...The second TD gave him 35 for the year, setting the team's single-season passing TDs record...Eclipsed 800 completions in his 31st game and at 23 years, 298 days old, making him the fastest and third-youngest player to do so in history...Completed a fourth-and-two pass despite being hit in the final minutes of the first half to Austin Ekeler in the left flat that went for 11 yards, keeping alive a TD drive...Kept the same drive alive on third-and-two three plays later by stepping up I the pocket and scrambling for the first down...Perfectly placed a ball in the fourth quarter deep down the left sideline into the arms of a diving Mike Williams for a 45-yard TD...**at Las Vegas (Jan. 9):** Completed 34-of-64 passes (53.1 pct.) for 383 yards and three TDs with an INT (80.4 rating)...The performance marked his franchise-record ninth of the season...Eclipsed 5,000 passing yards on the season, becoming the franchise's first-ever 5,000-yard passer...At 23 years, 305 days old, became the third-youngest player in history to throw for 5,000 yards in a single season, trailing only Dan Marino (23 years, 93 days) and Patrick Mahomes (23 years, 104 days)...Turned in a historic performance on fourth down, completing all six pass attempts for 106 yards and the game-tying TD with no time left in regulation to register a perfect 158.3 passer rating — making it the only known performance with six fourth-down passing first downs...Worked through his progressions on a fourth-and-21 in the fourth quarter to fire a 23-yard TD to Joshua Palmer between the coverage of Denzel Perryman and CB Brandon Facyson...Completed a two-point conversion attempt to Austin Ekeler in the front, left corner of the end zone to pull the team within seven points...Worked through his progressions and slid to his left to fire a low pass to Mike Williams as time expired to tie the game and send it to overtime...Fired a pass perfectly between defenders to Williams on a dig-route, leading the receiver on fourth-and-nine for him to register a catch-and-run of 47 yards...**vs. NFC (2022 Pro Bowl, Feb. 5):** Started at QB for the AFC, becoming the first Charger to do so in a Pro Bowl in over 30 years, earning Pro Bowl Offensive MVP for his performance...Finished with seven completions on 11 attempts (63.6 pct.) for 98 yards and two TDs and an INT (93.9 rating)...Fired his first TD of the day to Ravens TE Mark Andrews down the seam, just outside of the reach of Cardinals OLB Chandler Jones and Cowboys LB Micah Parsons for the 15-yard score...Stepped to his left in the second quarter, throwing off his back foot due to pressure from Washington DT Jonathan Allen, lofting the pass to the back corner of the end zone over Jones to Andrews for a seven-yard TD.

**2020:** Earned Offensive Rookie of the Year honors from *The Associated Press*, becoming the 10th QB ever and just the second Charger to win the award (RB Don Woods, 1974)...Named Rookie of the Year, Offensive Rookie of the Year and All-Rookie (QB) by the *Professional Football Writers of America*...Named NFL Offensive Rookie of the Month for October and November...For the month of October, completed 65.7 percent of his passes (67-of-102) for 901 yards and 10 TDs with an INT (122.2 rating)...The 122.2 passer rating was the best in history by a rookie in October with at least 50 passing attempts and led the NFL over the month...Became the third rookie in NFL history to toss double-digit scores during October...Voted by fans as the FedEx Air NFL Player of the Week for his performance in a Week 11 win against the Jets: A career-high 366 yards and three TDs on 37-of-49 passing (75.5 pct.) for a 116.5 passer rating...Was named Pepsi Zero Sugar Rookie of the Year in a fan vote...Voted by fans as the Pepsi Zero Sugar Rookie of the Week a record-tying nine times...Started 15 games, completing 396 passes on 595 attempts (66.6 pct.) for 4,336 yards and 31 TDs with 10 INTs (98.3 rating)...Added five TDs and 234 yards on 51 rushing attempts (4.3 avg.)...The 36 total scores, 31 passing TDs and 396 completions set all-time NFL marks among rookie QBs...Eclipsed 30 TD passes for the year in the finale at Kansas City, becoming the youngest player in history to have 30 passing scores in a single season, doing so at 22 years, 299 days old...The 4,336 passing yards and the 66.6 completion percentage (min. 200 attempts) were both good for the second-best by a rookie QB in history...Averaged a rookie-record 289.1 passing yards per game...Set all-time rookie records with eight games of 300-plus passing yards and six games with at least three TD passes...Tossed multiple TD passes in 10 games, including in seven-straight contests, both of which are the most by a rookie QB in NFL history...Posted four consecutive games with three or more TD passes, the longest such streak ever by a rookie...Registered three game-winning drives in the fourth quarter or overtime in a row, tying the longest such streak by a rookie QB in the Super Bowl era (since 1966)...Tied with Tampa Bay QB Tom Brady with a league-best 14 TD passes on third down...Completed eight passes of 50-plus yards, tying Tennessee QB Ryan Tannehill for the most in the NFL...Four of those passes of 50 or more yards went for TDs, tying as the most in the NFL with the league's Most Valuable Player, Green Bay QB Aaron Rodgers...Set rookie *Monday Night Football* records in Week 5 with four passing TDs, including three in the first half...In the Week 7 win against Jacksonville, recorded the first win by a rookie QB in pro football history with 300 passing yards, three passing TDs and a rushing score while throwing no INTs...Along with Kansas City QB Patrick Mahomes, became the second player ever to eclipse 4,000 passing yards in the first 14 starts of a career...Became the third QB in history to pass for over 300 yards in each of the first two

games of a career, joining Cam Newton and Kyler Murray...Threw a TD in each of his first 10 career games, the second-longest streak to start a career in NFL history...Joined Mahomes as the only players to throw for 250 yards in each of the first seven games of a career...Threw for 277 passing yards in the first half of a Week 11 win against the New York Jets, the most by any rookie passer in a first half over the last 40 seasons...**Awards:** *The Associated Press Offensive Rookie of the Year...Professional Football Writers of America Rookie of the Year...PFWA Offensive Rookie of the Year...PFWA All-Rookie (QB)...NFL Offensive Rookie of the Month (October and November)...FedEx Air NFL Player of the Week (Week 11)...Pepsi Zero Sugar Rookie of the Week (Weeks 2, 4, 5, 7, 8, 9, 11, 15, 17)...Pro Football Focus All-Rookie (QB)...Pro Football Journal First-Team All-Rookie (QB)...ProFootballTalk Offensive Rookie of the Year...*  
**at Cincinnati (Sept. 13):** Dressed for his first NFL game, but saw no game action...**vs. Kansas City (Sept. 20):** Voted by fans as the Pepsi Zero Sugar Rookie of the Week...Started at QB in his NFL debut, completing 22 passes on 33 attempts (66.7 pct.) for 311 yards and a TD with an INT (94.4 rating)...Ran the ball four times for 18 yards (4.5 avg.) and a TD...On his opening drive, capped off the drive with a four-yard TD run after rolling to the right from a play-action pass...Set up the TD run by completing a pass on third-and-four to RB Austin Ekeler to move the chains and get to the Kansas City four-yard line... Later in the first half, threw the first score of his career to WR Jalen Guyton, who also registered his first career score on the play, by lofting a pass perfectly to the back left corner of the end zone for a 14-yard score...Became the first player with a rushing TD and a passing score in the first half of an NFL debut since Bob Clatterbuck in 1954 for the New York Giants...The 311 yards were the fourth-most passing yards in an NFL debut since the 1970 NFL-AFL merger...Joined Cam Newton and Otto Graham as the only QBs with 300-plus passing yards and a rushing TD in an NFL debut...Had his first NFL completion in the first quarter in the right flat to rookie RB Joshua Kelley, who took the pass from behind the line of scrimmage for a 35-yard gain...In the third quarter, stood tall in the face of pressure on third-and-10 to perfectly loft a pass over the coverage of S Tyrann Mathieu and CB L'Jarius Sneed to WR Keenan Allen on a deep-crossing route for a 25-yard gain...Sustained the go-ahead drive midway through the fourth quarter by ducking out of the arms of LB Damien Wilson to throw a jump-pass to TE Hunter Henry in the middle of the field for a 19-yard gain...**vs. Carolina (Sept. 27):** Registered his second game with 300 passing yards, joining Kyler Murray and Cam Newton as the only QBs in NFL history with back-to-back games of 300-plus yards to start a career...Threw for 330 yards and a TD with an INT on 35-of-49 passing (71.4 pct.) for an 88.0 passer rating...Added 15 rushing yards on three attempts (5.0 avg.)...In the third quarter, rolled right on a play-action pass and found WR Mike Williams on the run for a 17-yard gain despite pressure from DE Stephen Weatherly... Scrambled for an 11-yard gain on third-and-six to

keep a fourth quarter scoring drive alive...Later on, stepped up in the pocket to avoid pressure and tossed a perfectly placed ball over the coverage of LB Shaq Thompson to Keenan Allen in the back of the end zone for a 14-yard TD...**at Tampa Bay (Oct. 4):** Named Pepsi Zero Sugar Rookie of the Week following a fan vote... Completed 20 passes on 25 attempts (80.0 pct.) for 290 yards and three TDs with an INT for a career-high 137.9 passer rating...Tossed a 72-yard TD off his back foot to Jalen Guyton over CB Sean Murphy-Bunting in the third quarter, setting a career-long in the process... Also threw a 53-yard score to WR Tyron Johnson and a 19-yader to TE Donald Parham Jr., for the first receiving TDs of their respective careers... Threw the TD to Johnson in the first quarter, firing the play-action pass deep to the left over S Jordan Whitehead and S Antoine Winfield Jr. ... Scrambled for five yards to keep a drive alive in the second quarter on third-and-four by beating DL Ndamukong Suh to the corner and stepping out of bounds before a late hit penalty on Whitehead...Later on, identified a blitz to hit Joshua Kelley in the left flat for a 17-yard gain to move the chains on third-and-11 and continue a TD drive...Capped off the drive by tossing a jump ball along the left sideline for Parham to high-point the pass over Murphy-Bunting for a score...**at New Orleans (Oct. 12):** Voted by fans as the Pepsi Zero Sugar Rookie of the Week... Made his *Monday Night Football* debut and tossed four TDs, the most by a rookie QB in *Monday Night Football* history...Threw three TDs in the first half, also the most-ever on *MNF* by a rookie...Threw for 264 yards and the four scores while completing 20 passes on 34 attempts (58.8 pct.) for a 122.7 passer rating...Carried the ball four times for eight yards (2.0 avg.)...On his first TD pass, extended the third-and-seven play by rolling from the pocket to the right, evading pressure of S Malcolm Jenkins and DE Cameron Jordan to throw on the run and find Keenan Allen in the front of the end zone...Placed the pass perfectly out of the reach of S Marcus Williams...The pass had a completion probability of 27.7 percent, the third-lowest of any TD pass in the NFL in Week 5...Led Mike Williams on a shallow crossing route in the second quarter for a four-yard TD in the back left corner of the end zone...Made the third TD pass of the day — and the second on third down — late in the first half, finding Hunter Henry on a corner-route in the back right corner of the end zone for a three-yard score...Tossed his final TD of the day to Williams, finding him deep down the right sideline on third-and-10 for a 64-yard score...At the end of regulation, lofted a jump ball down the left sideline for Williams to haul in...The pass had a 21.6 percent completion probability, the fourth-lowest among all passes for Week 5...**vs. Jacksonville (Oct. 25):** Tied a team record with his fourth Pepsi Zero Sugar Rookie of the Week in a fan vote...Registered his first career win as a starting QB...Became the second rookie in NFL history to throw three-plus TD passes in three consecutive games, joining Houston's Deshaun Watson (four straight in 2017)...Registered his third 300-yard game of the season and third three-TD game, finishing with 347 yards and

three TDs on 27-of-43 passing (62.8 pct.) for a 111.3 passer rating...Added nine carries for 66 yards (7.3 avg.) and a TD, the most rushing yards in a single game by a QB in team history... The performance made him the first rookie QB in pro football history to register a win while throwing for 300 yards, three TDs, running for a score while tossing no INTs...The game marked his third straight with a passer rating of 110 or higher, tying for the second-longest streak by a rookie QB since the merger...Threw his first TD of the day on to Donald Parham Jr., perfectly placing the ball to the TE on a seam-route for the 22-yard score...Late in the third quarter, lofted a pass deep down the left sideline to TE Virgil Green who elevated over LB Joe Schobert to haul in the 26-yard TD despite suffering a season-ending injury on the play...Just a few minutes later, threw just over the coverage of CB Tre Herndon to hit Jalen Guyton in-stride for a 70-yard score...Capped off the third quarter by rolling right on second-and-goal before running and side-stepping Schobert for a five-yard TD run...Had a 31-yard scamper in the first quarter on a read-option play, the longest run by a Chargers QB since Mark Malone in 1988 (36 yards)...**at Denver (Nov. 1):** Voted by fans for the fifth time as Pepsi Zero Sugar Rookie of the Week...Tossed three TDs for the rookie record-tying fourth-straight game...Finished with 278 yards, the three scores and two INTs on 29-of-43 passing (67.4 pct.) for an 89.1 passer rating... Reached 15 TDs on the year and tied Deshaun Watson for the most passing scores through six career games by a rookie QB in NFL history... Added three rushing attempts for 21 yards (7.0 avg.)...Tossed his first score of the day to Keenan Allen on a nine-yard seam-route, placing the pass between LB Josey Jewell and S Justin Simmons...In the waning seconds of the first half, made a back-shoulder throw to Mike Williams with CB Michael Ojemudia in coverage to get inside the five-yard line...One play later, rolled right and hit FB Gabe Nabers for a two-yard score, marking the undrafted rookie's first career TD...Early in the third quarter, lofted a pass to Williams right over CB A.J. Bouye for a 24-yard TD...**vs. Las Vegas (Nov. 8):** Named Pepsi Zero Sugar Rookie of the Week following a fan vote, his sixth of the season...Registered his fourth career game with 300-plus yards...Saw his streak of games with three-plus TDs come to an end, but extended his streak of games with multiple scoring passes to a record-tying five-straight...Completed 28 passes on 42 attempts (66.7 pct.) for 326 yards and two TDs (105.9 rating)...Avoided pressure late in the first half by stepping up into the pocket, finding Keenan Allen on a post-route from the left slot for a 27-yard TD...Threw a third-quarter play-action pass perfectly down the left sideline to Tyrone Johnson between the coverage of S Johnathan Abram and S Erik Harris...Tossed his second TD of the day in the fourth quarter, rolling right and throwing back across the field to the left flat, finding Gabe Nabers for the four-yarder...The performance marked his fourth of the year with a passer rating above 100...Ran for 24 yards on five attempts (4.8 avg.)...On the first play from scrimmage, pulled the ball from RB Justin

Jackson on a read-option play for an 11-yard run...**at Miami (Nov. 15):** Set the all-time rookie record for consecutive games with multiple TD passes, doing so in his sixth-straight game...Saw his streak of starts with 250-plus passing yards to open a career stop at seven...Had 20 completions on 32 attempts (62.5 pct.) for 187 yards and two TDs with an INT (86.3 rating)... Threw his first score after rolling to his right and throwing two yards on the run to Hunter Henry in the back of the end zone...Late in the game on third-and-10, threw a 13-yard score off his back foot in the face of pressure to Keenan Allen on a shallow crossing route...Ran in his third TD of the season in the first half, finishing with 10 yards on four attempts (2.5 avg.)...The three rushing scores ranked third in team annals among QBs...**vs. N.Y. Jets (Nov. 22):** Voted by fans as the FedEx Air NFL Player of the Week and the Pepsi Zero Sugar Rookie of the Week...Tossed a single-season career-high 366 yards and three TDs while completing 37 passes on 49 attempts (75.5 pct.) for a 116.5 passer rating, his fourth game with a rating above 100 on the year... Extended his NFL rookie-record streak of games with multiple TD passes to seven and set the all-time rookie record with five performances of three-plus TDs...Tossed his first score in the opening seconds of the second quarter, hitting Mike Williams in-stride on a crossing route for a 39-yarder with CB Arthur Maulet trailing in coverage...Threaded the needle between LB Neville Hewitt and S Ashtyn Davis to Hunter Henry for a two-yard score later on in the quarter...In the third quarter, extended a third-and-goal play by rolling left and throwing on the run against the grain to Keenan Allen in the back of the end zone perfectly out of the reach of CB Lamar Jackson...The game marked his fifth 300-yarder on the year, tying for the second-most 300-yard performances by a rookie QB in NFL history...Tossed his NFL-best sixth pass to go for 50-plus yards on the year...Helped set up the second score by launching a deep pass before getting hit to Johnson over Hewitt for a 54-yard gain...In the first half, threw for 277 yards, the most by a rookie QB in the last 40 seasons...Ran for 11 yards on the ground on two attempts (5.5 avg.)...**at Buffalo (Nov. 29):** Topped 300 yards for the sixth time on the season, tying with Andrew Luck for the most by a rookie QB in NFL history...Totaled 316 yards and a TD with an INT on 31-of-52 passing (59.6 pct.) for a 75.5 passer rating...Extended his streak of games to start a career with a TD pass to 10, the second-longest in NFL history...On the score, thread the five-yard pass on third-and-goal between the defense of LB Tremaine Edmunds and CB Tre'Davious White to Keenan Allen...The TD pass gave him 11 in November, the most in the month by a rookie in NFL history...In the third quarter, found Allen on a corner-route from the left slot, lofting the pass perfectly over CB Taron Johnson to convert the two-point attempt...Eclipsed 3,000 passing yards on the year, joining Patrick Mahomes (3,185) as the only players to do so though the first 10 starts of a career...Threw his seventh pass for 50-plus yards on the season, the most in a season by a rookie QB since at least 1991...Completed the deep ball



on fourth-and-27 late in the game to Tyron Johnson for 55 yards after shaking the potential sack of DT Ed Oliver...**vs. New England (Dec. 6):** Completed 26 passes on 53 attempts (49.1 pct.) for 209 yards and two INTs (43.7 rating)...**vs. Atlanta (Dec. 13):** Passed for 243 yards and two TDs with an INT while completing 81.8 percent of his passes (36 for 44) for a 95.4 passer rating... Became the fourth rookie QB in history to toss 25 or more TDs...The game marked his eighth with multiple TD passes, tying for the second-most in a rookie campaign in NFL history... Registered his first career game-winning drive in the fourth quarter or overtime, leading the Bolts on a six-play, 49-yard drive ending in a 43-yard field goal by K Michael Badgley...It marked his first of three consecutive game-winning drives... Threw the first TD pass in the first quarter, stepping right and throwing off his back foot to Keenan Allen in the front right corner of the end zone for the 10-yard score...Late in the third quarter, extended a play to his right and threw on the run to hit Tyron Johnson for the game-tying, 12-yard TD...Set up the game-winning field goal with less than 20 seconds remaining by hitting Johnson on a corner-route along the left sideline for 22 yards, lofting the pass over CB Isaiah Oliver and underneath the coverage of S Keanu Neal...**at Las Vegas (Dec. 17):** Led the team on its second game-winning drive in as many weeks, scoring the game-winning TD in overtime...Set up his one-yard, game-winning TD run in overtime by standing tall despite pressure and unloading a deep pass for 53 yards to Jalen Guyton...Completed 22 passes on 32 attempts (68.8 pct.) for 314 yards and two TDs (121.1 rating) to register his seventh 300-yard performance of the year, setting the all-time rookie record for 300-yard passing games... Added four carries for 14 yards (3.5 avg.), including the game-winning TD run...Brought his season total to 27 TD passes, tying Cleveland QB Baker Mayfield (2018) for the most by a rookie in NFL history...The performance also marked his ninth with multiple passing scores on the year, also tying Mayfield's rookie record...Made his first TD pass in the first quarter, firing low to Hunter Henry on a seam-route for the 10-yard score...Stepped into a throw despite pressure in the waning seconds of the first half to Tyron

Johnson on a corner-route for a 26-yard TD...**vs. Denver (Dec. 27):** Set the all-time rookie record with his 28th TD pass of the season...Hit Austin Ekeler in the left flat on the quick pass that the RB powered into the nine-yard score in the second quarter...Orchestrated his third-straight game-winning drive, leading the team on a six-play, 56-yard drive to set up a 37-yard field goal by Michael Badgley...Posted 21 completions on 33 attempts (63.6 pct.) for 253 yards and the TD (97.2 rating)...Reached 4,034 yards on the season, joining Patrick Mahomes (4,584) as the only two players in history to eclipse 4,000 passing yards through the first 14 starts of a career...Ran for 26 yards on four carries (6.5 avg.)...Waited for a third-and-eight play to develop late in the first half to find Jalen Guyton open down the left sideline for a 29-yard gain... In the third quarter, scrambled to the left away from a blitz to gain 10 yards on the ground and move the chains on fourth-and-eight...**at Kansas City (Jan. 3):** Completed 71.0 percent of his passes (22-of-31) for 302 yards and three TDs for a 134.1 passer rating, the second-highest rating of his career...Added a one-yard TD run, finishing with nine yards on six carries (1.5 avg.)...Hit RB Justin Jackson on an angle-route to convert the two-point try after his TD run late in the first half...Reached 31 passing TDs, 36 total TDs and 396 completions on the year, setting all-time rookie records in the process...In the first quarter, stepped out of pressure and improvised, throwing to Donald Parham Jr., in the left flat for an eight-yard TD after Parham side-stepped a defender...At 22 years, 299 days old, became the youngest player in NFL history to register a throw 30 TDs in a single season... Threw the 30th TD of the season on a screen pass to Austin Ekeler in the left flat for a four-yard score...Found Mike Williams for his third TD pass of the day on a deep pass down the left sideline for a 48-yarder...The performance was his eighth of 300-plus yards and his sixth with three or more TD passes – both of which set single-season records for rookie QBs...It was also his seventh of the year with a passer rating of 100.0 or better, good for the fifth-most by a rookie in NFL history...Side-stepped the blitz in the fourth quarter and hit Tyron Johnson along the right sideline, who turned upfield and runs for a 27-yard gain.



**COLLEGE:** Over four seasons (2016-19) at Oregon, appeared in 44 career games and finished as the program's all-time record-holder in completions (827) and attempts (1,293) while ranking No. 2 in passing yards (10,541), passing touchdowns (95) and 300-yard performances (nine)...Was awarded the William V. Campbell Trophy, better known as the Academic Heisman, following his senior season...Earned second-team All-Pacific-12 recognition from *The Associated Press* and *Pro Football Focus*...That year, started all 14 games, leading the Ducks to a come-from-behind win in the Rose Bowl win over Wisconsin by rushing for three TDs, winning Rose Bowl MVP honors...Completed 286 passes on 428 attempts (66.8 pct.) for 3,471 yards and 32 TDs with six INTs (156.8 efficiency rating)...Ran for four TDs on the season, tying the program bowl game record with the three rushing scores in Pasadena, Calif. ...Quarterbacked the team to its third Pacific-12 Championship Game win...Started the season with 14 TDs and no INTs, the most TD passes through the first four games of a season in program history...As a junior, started all 13 games, throwing a TD pass in each while serving as a team captain in four...Finished the year with 3,151 yards, becoming the fifth player in program history to eclipse 3,000 in a season...Tossed 29 TDs, including 12 in a three-game span...Became the first true freshman at Oregon to start at QB since 1983, making seven starts in nine games played...Threw for 19 TDs while rushing for two...Earned national acclaim for his performance at California in his third start, throwing for 258 yards and six TDs, winning Pac-12 Offensive Player of the Week.

**PERSONAL:** Given name Justin Patrick Herbert...Born in Eugene, Ore. ...Has been involved with KIDSPO RTS, a non-profit in Eugene, Ore., that helps fund and run youth sports programs...Was a teacher's assistant as a sophomore at Oregon for a biology class... Grandfather, Rich, played WR at Oregon... Father, Mark, played WR at Montana...Brother, Mitchell, played WR at Montana State...Younger brother, Patrick, plays TE at Oregon...Was high school teammates with Kellen Strahm, who was selected in the fifth round of the 2019 MLB Draft by the Texas Rangers...Uncle, Kent, served in the Air Force...Co-founded a fishing club in high school, which still exists...Enjoys golfing and fishing...Lists one of his favorite college courses as organic chemistry...Earned a degree in biology from Oregon...**High School:** Recognized as first-team 6A All-State as a senior at Sheldon High in Eugene, Ore. ...Led the team to the state semifinals with 3,130 passing yards and 37 TDs while completing 66.5 percent of his passes and running for 543 yards and 10 TDs...Named Southwest Conference Offensive Player of the Year in his final prep season...Threw for 10 TD passes in the first two games of his junior year before suffering a season-ending leg injury... Lettered in basketball and baseball, earning second-team All-State recognition during his senior season as a pitcher when the team won the 6A state title.

## JUSTIN HERBERT NFL STATISTICS

### REGULAR SEASON PASSING

Year	Team	GP	GS	Att	Cmp	Pct.	Yds	Y/A	TD	Int	Lg	Sk	Lost	Rating
2020	Los Angeles Chargers	15	15	595	396	66.6	4,336	7.3	31	10	72t	32	218	98.3
2021	Los Angeles Chargers	17	17	672	443	65.9	5,014	7.5	38	15	72t	31	214	97.7
2022	Los Angeles Chargers	17	17	699	477	68.2	4,739	6.8	25	10	55t	38	206	93.2
<b>NFL Totals</b>		<b>49</b>	<b>49</b>	<b>1,966</b>	<b>1,316</b>	<b>66.9</b>	<b>13,089</b>	<b>7.2</b>	<b>94</b>	<b>35</b>	<b>72t</b>	<b>101</b>	<b>638</b>	<b>96.2</b>

### POSTSEASON PASSING

Year	Team	GP	GS	Att	Cmp	Pct.	Yds	Y/A	TD	Int	Lg	Sk	Lost	Rating
2022	Los Angeles Chargers	1	1	43	25	58.1	273	6.3	1	0	25	3	20	84.7
<b>Postseason Totals</b>		<b>1</b>	<b>1</b>	<b>43</b>	<b>25</b>	<b>58.1</b>	<b>273</b>	<b>6.3</b>	<b>1</b>	<b>0</b>	<b>25</b>	<b>3</b>	<b>20</b>	<b>84.7</b>

### REGULAR SEASON RUSHING

Year	Team	Att	Yds	Avg.	Lg	TD
2020	Los Angeles Chargers	55	234	4.3	31	5
2021	Los Angeles Chargers	63	302	4.8	36	3
2022	Los Angeles Chargers	54	147	2.7	23	0
<b>NFL Totals</b>		<b>172</b>	<b>683</b>	<b>4.0</b>	<b>36</b>	<b>8</b>

### POSTSEASON RUSHING

Year	Team	Att	Yds	Avg.	Lg	TD
2022	Los Angeles Chargers	3	12	4.0	13	0
<b>Postseason Totals</b>		<b>3</b>	<b>12</b>	<b>4.0</b>	<b>13</b>	<b>0</b>

## CAREER TRANSACTIONS

- 2020** Selected by Los Angeles Chargers in the first round (sixth overall) of NFL Draft, April 23... Signed rookie contract, July 26.
- 2023** Signed contract extension, July 26.



# DUSTIN HOPKINS ⚡ 4

KICKER | FLORIDA STATE

6-2 | 193 lbs | AUSTIN, TEXAS

ACQUIRED: FREE AGENT — 2021

EXPERIENCE: 10TH NFL SEASON

3RD YEAR WITH CHARGERS

## CAREER HIGHLIGHTS

- ▶ Since entering the NFL in 2013, has appeared in 109 games, making 84.8 percent of his field goals (190-of-224).
- ▶ With 221 extra points made, has totaled regular-season 791 points.
- ▶ Made all 11 field goals and five extra points in September 2016, earning NFC Special Teams Player of the Month for his efforts.
- ▶ Last season, earned AFC Special Teams Player of the Week in Week 6 for his Monday Night Football performance of four made field goals despite injury, including the 39-yard game-winner in overtime.

**2022:** Made nine field goals on 10 attempts (90.0 pct.) in his five appearances on the season, including a long of 47 yards...Added 12 extra points...Missed Week 5 due to injury and returned to action in Week 6 against Denver on *Monday Night Football* to make all four field goals, including the game-winner in overtime, all while battling a season-ending injury sustained in the game...**Awards:** AFC Special Teams Player of the Week (Week 6)...**vs. Las Vegas (Sept. 11):** Opened the season going one-for-two on field goal tries, while successfully converting all three extra point attempts...Connected on a 43-yard attempt to close out the opening drive of the game with a score, marking the first time since 2008 that the Chargers scored on the

## HONORS AND AWARDS

- 2022:** AFC Special Teams Player of the Week (Week 6 vs. Denver)
- 2020:** NFC Special Teams Player of the Week (Week 13 at Pittsburgh)
- 2016:** NFC Special Teams Player of the Month (September)  
NFC Special Teams Player of the Week (Week 3 at N.Y. Giants)

opening possession of the season in consecutive seasons...**vs. Kansas City (Sept. 15):** Connected from 31 yards out on the offense's opening drive to take the early lead...Went three-for-three on extra points...**vs. Jacksonville (Sept. 25):** Connected on a 25-yard field goal to cap the offense's opening drive of the second-half... Added one extra point made in the second quarter...**at Houston (Oct. 2):** Connected on two second-quarter field goals (23, 37 yards) to help the Chargers register 20 points in the second quarter alone...Added four successful PATs to log a season-best 10 points scored...**at Cleveland (Oct. 9):** Inactive (right quadricep)...**vs. Denver (Oct. 17):** Returned to the lineup and made all four field goals, including a game-winning 39-yarder in overtime, along with one successful PAT, to collect a season-best 13 points scored in the divisional win...Battled through an injury sustained during the game to go a perfect four-for-four on field goal tries...**vs. Seattle (Oct. 23):** Inactive (right hamstring).

**2021:** Appeared in six games with Washington, connecting on 12-of-14 field goal attempts (85.7 pct.) with a long made field goal of 50 yards and adding 10 successful PATs...Made the 43-yard game-winning field goal in the Week 2 victory over the Giants on *Thursday Night Football*...On 31 kickoffs, registered 22 touchbacks...Joined the Chargers prior to Week 7, connected on 18-of-20 field goal attempts (90.0) to rank top-five in franchise history in single-season field goal percentage (min. 15 att.)...In 11 games with the Chargers, went a perfect 17-of-17 on tries inside of 50 yards and ranked third in the AFC with 84 points scored since Week 8...On 58 kickoffs, registered 42 touchbacks...In the Week 9 win at Philadelphia, connected on the game-winning 29-yard field goal with 0:05 remaining in regulation to give the Bolts the team's third road win of the season, registering his first game-winning field goal (OT or under 2:00 remaining in regulation) with the Chargers and fifth of his career...Prior to joining Los Angeles, appeared in six games with Washington, making 12-of-14 field goal tries (85.7 pct.) with a long made field goal of 50 yards and adding 10 successful PATs...**vs. L.A. Chargers (Sept. 12):** In the season opener, went three-for-four on field goal tries, adding one PAT...**vs. N.Y. Giants (Sept. 16):** As time expired, connected the game-winning 43-yard field goal, his third made field goal of the game...Totaled a season-high 12 points on three made field goals and three extra points...Added five touchbacks on six kickoffs...**vs. New Orleans (Oct. 10):** Matched a season-best with five touchbacks on six kickoffs, successfully converting all three field goal attempts with a long make of 49 yards...**vs. Kansas City (Oct. 17):** Went two-for-three on field goal attempts, registering a season-long make of 50 yards in the first quarter...**vs. New England (Oct. 31):** In his Chargers debut, connected on his lone field goal attempt, a successful 48-yard try in the third quarter, while also making all three PATs...**at Philadelphia (Nov. 7):** Drilled the go-ahead 29-yard field goal with 0:05 remaining in regulation to help the Bolts defeat the Eagles on the road...Added a 31-yard make in the third quarter to tie the game at 10 points apiece...Added one successful PAT...**vs. Minnesota (Nov. 14):** Made both field goal tries to remain perfect on field goal attempts since joining the Chargers...Added two made PATs...**vs. Pittsburgh (Nov. 21):** Made each of his two field goal tries, (30, 41 yards) and all five extra points...**at Denver (Nov. 28):** Missed his lone field goal attempt (52 yards, wide left), while successfully converting his PAT in the second quarter...**at Cincinnati (Dec. 5):** Made each of his two field goal tries (43, 43), along with three extra points

in the road victory...**vs. N.Y. Giants (Dec. 12):** Totaled a team-high 13 points off of three made field goals (27, 28, 39 yards) and four successful extra points...Went three-for-three on field goal tries, his most amount of made field goals since joining the Bolts...**vs. Kansas City (Dec. 16):** Made all four PATs as all five kickoffs registered as touchbacks...**at Houston (Dec. 26):** Made all three field goal tries, including a 50-yarder to mark his longest since joining the Bolts...**vs. Denver (Jan. 2):** Made each of his two field goals (19, 23 yards), along with four PATs, to reach 17 made field goals on the season with the Bolts.

**2020:** Made 27-of-34 field goal tries (79.4 pct.) and 30-of-32 PATs to total 111 points, marking the second-most made field goals of his career... Became the franchise's all-time leader in made field goals of over 50 yards (13), while passing Curt Knight to rank third in club annals for career points scored (622)...Moved into third place on Washington's all-time made field goals list (151), while totaling 50 career outings with two or more made field goals, the third-most in team history...Named NFC Special Teams Player of the Week following Week 13 after connecting on three 40-plus-yard field goals, along with two PATs, in a road win over the then-undefeated Steelers...**Awards:** NFC Special Teams Player of the Week (Week 13)...**at Dallas (Nov. 26):** Tied a single-game career-high mark of five made extra points...Made both of his field goal attempts and registered touchbacks on all eight kickoffs...**at San Francisco (Dec. 13):** Made a season-long 51-yard field goal to become the franchise's sole leader in 50-plus-yard field goals...Added two extra points...**vs. Tampa Bay (NFC Wild Card, Jan. 9):** Made his long field goal attempt, connecting from 36 yards, adding two successful PATs.

**2019:** Converted 25-of-30 field goal attempts (83.3 pct.), along with 21-of-22 PATs, to accumulate 96 total points scored...**vs. Detroit (Nov. 24):** Made two field goals win less than two minutes remaining in regulation to ignite the come-from-behind win over the Lions... Finished the day with a season-high four made field goals, adding one PAT, for a season-best 13 points scored...**vs. Philadelphia (Dec. 15):** Supplied seven of Washington's 13 fourth-quarter points, including a season-long 53-yard field goal, in a comeback effort against the Eagles...Drilled two field goals on consecutive possessions to give Washington a three-point lead with less than five minutes remaining in regulation...**at Dallas (Dec. 29):** Closed out the year going a perfect three-for-three in the season finale against the Cowboys.

**2018:** Made 26-of-29 field goal tries (89.7 pct.) and 35-of-36 PATs in 16 games...Led Washington with 103 total points scored, his then-third 100-point season...In a Week 6 win over Carolina, hit a career-long 56-yard field goal early in the fourth quarter, marking the third-longest made field goal in franchise history...Hit a 36-yard game-winning field goal in Week 15 at Jacksonville...vs. Carolina (Oct. 14): Went a perfect three-for-three on the day, drilling a career-long 56-yard field goal early in the fourth quarter, registering as the third-longest field goal in club annals...**at Tampa Bay (Nov. 11):** Matched a season-best with three made field goals, as all five kickoffs accounted as touchbacks...**at Jacksonville (Dec. 16):** Went a perfect three-for-three on field goal attempts, including the game-winning 36-yard field goal as time expired...**at Tennessee (Dec. 22):** Made three field goals for the second week in a row, going six-for-six over the two-game stretch... On the game's opening possession, connected from 50 yards out to give Washington the early lead, while securing his fourth made field goal of 50-plus yards on the season, which registered as the most by any kicker in a single season in franchise history.

**2017:** Appeared in each of Washington's first five games, before being placed on Reserve/Injured (hip), returning for the final three outings of the 2017 slate...Through eight games, went 14-of-17 (82.4 pct.) on field goal tries and successfully converted 18-of-19 PATs, totaling a team-high 60 points scored...In his eight games, Washington posted a 5-3 mark...Made 11-straight field goals, capping the streak with a 49-yard field goal in the season finale against the Giants...**at N.Y. Giants (Dec. 31):** Connected on a 49-yard field goal as time expired at the end of the first half to cap a streak of 11-consecutive made field goals.

**2016:** Went 34-of-42 on field goal attempts (81.0 pct.) to set the franchise record for most made field goals in a single season, as his 34 makes ranked fourth-most in the NFL...Totaled a career-high 138 points in 16 games, setting Washington's franchise record...Commenced the season by going a perfect 11-of-11 (100.0 pct.) with a long of 49 yards, as well as five-for-five on PATs, in the month of September to

earn the NFC Special Teams Player of the Month Award...**Awards:** NFC Special Teams Player of the Month (September)...NFC Special Teams Player of the Week (Week 3)...**at N.Y. Giants (Sept. 26):** Capped the month of September with a career-high 17 points scored on five made field goals, including a long of 49 yards, and two extra points...His fifth and final made field goal with 1:51 remaining in regulation served as Washington's go-ahead score in the club's win over division-rival New York...Kicked off eight times, with seven registering as touchbacks...**at Cincinnati (Oct. 30):** Hit a 40-yard field goal with 1:07 remaining in regulation to tie the game at 27 and take the game into overtime...**vs. Minnesota (Nov. 13):** In the six point win, proved valuable by connecting on four second-half field goals and both PATs, matching a season-long best with a 50-yard make in the fourth quarter...**at Arizona (Dec. 4):** Went a perfect three-for-three (100.0 pct.) on field goal tries, making a season-long 53-yarder in the fourth quarter.

**2015:** Signed with Washington prior to Week 2 after spending training camp with the Saints...Made 25-of-28 field goals to register an 89.3 field goal percentage, the third-best single-season mark in franchise history...**at Atlanta (Oct. 11):** Connected on a 52-yard field goal as time expired in regulation to take the game into overtime...Finished the game with two made field goals and two PATs to total eight points in the game...**at N.Y. Jets (Oct. 18):** Went two-for-two on field goal attempts, successfully converting a season-long 54-yard field goal in the second quarter...**vs. New Orleans (Nov. 15):** Totaled a career-high 17 points scored, going a perfect four-for-four on field goal attempts and connecting on all five PATs, in a win over New Orleans...**vs. Green Bay (NFC Wild Card, Jan. 10):** In his first postseason outing, made one field goal and one extra point.

**2014:** Spent training camp with the Bills, before being waived during final roster cuts...Signed to the practice squad of the New Orleans Saints for the final two weeks of the regular season.

**2013:** Selected by the Buffalo Bills in the sixth round of the 2013 NFL Draft...Listed as inactive (groin) for the first four games of the 2013 season, before being placed on Reserve/Injured prior to Week 5 for the remainder of the season.

**COLLEGE:** In four seasons at Florida State (2009-12), set the NCAA's career scoring record by a kicker with 466 career points...Registered 88 career made field goals, the most by any player in NCAA history...Reached the NCAA-record mark of 88 made field goals in Florida State's win over Northern Illinois in the 2013 Orange Bowl...Did not miss an extra point in 145-straight attempts, which ranked as the sixth-longest streak in NCAA history...Attempted at least one field goal in 46 career games, which set an NCAA record...Received first-team All-Atlantic Coast Conference honors following both his junior and senior seasons, earning Second-Team All-America recognition by *The Associated Press* following the 2012 season after setting the ACC's record for most points scored in a single season (140) and making 25-of-30 field goal attempts... Lou Groza Award Finalist in 2012.

**PERSONAL:** Born in Austin, Texas...Graduated from Florida State with a degree in media/communications studies in just three years... Chosen as a finalist for the Danny Wuerffel Trophy, which is presented annually to the Division I player who best exemplifies excellence in the community, in the classroom and on the field...**High School:** Attended Clear Lake High School in Houston, Texas, earning first-team All-America status by *USA Today* following his senior season in 2008...Was a two-time Texas 5A All-State section and participated in the annual Under Armour All-America Game...Graduated with a 4.0 grade point average.

**CAREER TRANSACTIONS**

- 2013** Selected by Buffalo Bills in the sixth round (177th overall) of NFL Draft, April 27...Signed rookie contract, May 10...Placed on Reserve/Injured (right groin), Oct. 7.
- 2014** Re-signed as unrestricted free agent, March 17.
- 2015** Waived by Saints, Sept. 5...Signed by Washington Redskins, Sept. 14.
- 2017** Placed on Reserve/Injured (right hip), Oct. 18...Designated for return from Reserve/Injured, Dec. 13...Activated from Reserve/Injured; Designated for Return, Dec. 16.
- 2018** Re-signed by Redskins as unrestricted free agent, March 12.
- 2021** Re-signed by Washington Football Team as unrestricted free agent, March 18...Released by Football Team, Oct. 20...Signed by Los Angeles Chargers as free agent, Oct. 27... Placed on Reserve/COVID-19, Dec. 28.
- 2022** Activated from Reserve/COVID-19, Jan. 1... Re-signed by Chargers as unrestricted free agent, March 17.

**DUSTIN HOPKINS NFL STATISTICS**

Year	Team	GP	- Field Goals -					- PAT -				- Total - Points
			FG	FGA	Pct.	Lg	Blk	XP	XPA	Pct.	Block	
2015	Washington	15	25	28	89.3	54	1	39	40	97.5	0	114
2016	Washington	16	34	42	81.0	53	0	36	39	92.3	0	138
2017	Washington	8	14	17	82.4	49	0	18	19	94.7	0	60
2018	Washington	16	26	29	89.7	56	0	25	26	96.2	0	103
2019	Washington	16	25	30	83.3	53	1	21	22	95.5	0	96
2020	Washington	16	27	34	79.4	51	0	30	32	93.8	0	111
2021	Washington	6	12	14	85.7	50	0	10	12	83.3	0	46
	Los Angeles Chargers	11	18	20	90.0	50	0	30	32	93.8	0	84
<b>NFL Totals</b>		<b>104</b>	<b>181</b>	<b>214</b>	<b>84.6</b>	<b>56</b>	<b>2</b>	<b>209</b>	<b>222</b>	<b>94.1</b>	<b>0</b>	<b>752</b>

Year	Team	- 0-19 Yards -			- 20-29 Yards -			- 30-39 Yards -			- 40-49 Yards -			- 50+ Yards -		
		FG	FGA	Pct.	FG	FGA	Pct.	FG	FGA	Pct.	FG	FGA	Pct.	FG	FGA	Pct.
2015	Washington	0	0	-	7	4	100.0	9	9	100.0	7	8	87.5	2	4	50.0
2016	Washington	0	0	-	12	12	100.0	12	14	85.7	7	9	77.8	3	7	42.9
2017	Washington	1	1	100.0	7	7	100.0	2	2	100.0	4	5	80.0	0	2	0.0
2018	Washington	0	0	-	5	5	100.0	7	7	100.0	10	12	83.3	4	5	80.0
2019	Washington	0	0	-	7	8	87.5	8	9	88.9	8	10	80.0	2	3	66.7
2020	Washington	0	0	-	4	4	100.0	7	8	87.5	13	17	76.5	2	4	50.0
2021	Washington	0	0	-	3	3	100.0	2	2	100.0	6	7	85.7	1	2	50.0
	Los Angeles Chargers	1	1	100.0	5	5	100.0	4	4	100.0	7	7	100.0	1	3	33.3
<b>NFL Totals</b>		<b>2</b>	<b>2</b>	<b>100.0</b>	<b>51</b>	<b>52</b>	<b>98.1</b>	<b>51</b>	<b>55</b>	<b>92.7</b>	<b>62</b>	<b>75</b>	<b>82.7</b>	<b>15</b>	<b>30</b>	<b>50.0</b>

Year	Team	GP	- Field Goals -					- PAT -				- Total - Points
			FG	FGA	Pct.	Lg	Blk	XP	XPA	Pct.	Block	
2015	Washington	1	1	1	100.0	25	0	1	2	50.0	0	4
2020	Washington	1	1	1	100.0	36	0	2	2	100.0	0	5
<b>Postseason Totals</b>		<b>2</b>	<b>2</b>	<b>2</b>	<b>100.0</b>	<b>36</b>	<b>0</b>	<b>3</b>	<b>4</b>	<b>75.0</b>	<b>0</b>	<b>9</b>

Year	Team	- 0-19 Yards -			- 20-29 Yards -			- 30-39 Yards -			- 40-49 Yards -			- 50+ Yards -		
		FG	FGA	Pct.	FG	FGA	Pct.	FG	FGA	Pct.	FG	FGA	Pct.	FG	FGA	Pct.
2015	Washington	0	0	-	1	1	100.0	0	0	-	0	0	-	0	0	-
2020	Washington	0	0	-	0	0	-	1	1	100.0	0	0	-	0	0	-
<b>Postseason Totals</b>		<b>0</b>	<b>0</b>	<b>-</b>	<b>1</b>	<b>1</b>	<b>100.0</b>	<b>1</b>	<b>1</b>	<b>100.0</b>	<b>0</b>	<b>0</b>	<b>-</b>	<b>0</b>	<b>0</b>	<b>-</b>





# ZANDER HORVATH ⚡ 40

**FULLBACK | PURDUE**

6-3 | 230 lbs | MISHAWAKA, IND.

ACQUIRED: DRAFT 7b — 2022

EXPERIENCE: 2ND NFL SEASON

2ND YEAR WITH CHARGERS

**2022:** Appeared in each of the first 15 games of his career and made two starts...Ran four times for eight yards (2.0 avg.) and caught five passes for eight yards (1.6 avg.), including two TD grabs...Caught a TD in each of his first two games in the NFL, both from one yard out, to become just the fourth seventh-round draft choice to catch two TDs within their first two career games...**Awards:** Pro Football Journal First-Team All-Rookie (FB/HB)...**vs. Las Vegas (Sept. 11):** Totaled two catches for six yards (3.0 avg.) with a long reception of five yards and a one-yard TD score in the second quarter...Capitalized on the defense's takeaway in the second quarter by ending the ensuing drive with a TD, helping the Bolts take a 10-3 lead into halftime...Also contributed on special teams...**at Kansas City (Sept. 15):** Hauled in his second receiving score in as many weeks, scoring from one yard out to take an early 10-0 lead...Also contributed on special teams...**vs. Jacksonville (Sept. 25):** Contributed on offense and special teams, playing in 16 snaps, while adding a tackle in punt coverage...**at Houston (Oct. 2):** Contributed to 18 special teams snaps, adding eight snaps on offense...**at Cleveland (Oct. 9):** Tallied two rushes for three yards (1.5 avg.)...Played in 10 snaps on offense, while adding 15 snaps on special teams units...**vs. Denver (Oct. 17):** Started at FB for the first time of his career...Caught a pass...Appeared in 17 snaps on offense, as well as 19 snaps on special teams...**vs. Seattle (Oct. 23):** Contributed to 18 snaps on special teams, as well as three snaps on offense...**at Atlanta (Nov. 6):** Appeared in 16 snaps on special teams, as well as appearing in three snaps on offense...**at San Francisco (Nov. 13):** Caught a one-yard pass while also contributing on special teams...**vs. Kansas City (Nov. 20):** Started the game at FB...Had a three-yard carry on the goal line to give the offense a first down, setting up a rushing TD by RB Austin Ekeler...**at Arizona (Nov. 27):** Played seven snaps on offense and 19 snaps on special teams...**at Las Vegas (Dec. 4):** Contributed on 18 snaps on special teams, as well

as three snaps on offense... **vs. Miami (Dec. 11):** Played in 13 snaps on offense as well as tallying 20 snaps on special teams...**vs. Tennessee (Dec. 18):** Appeared on two snaps on offense and 19 snaps on special teams...**at Indianapolis (Dec. 26):** Played five snaps on offense and seven snaps on special teams...**vs. L.A. Rams (Jan. 1):** Inactive (ankle)...**at Jacksonville (AFC Wild Card, Jan. 14):** Appeared on 19 snaps on special teams.

**COLLEGE:** Played four seasons (2018-21) at Purdue, appearing in 38 career games...Totaled 1,181 rushing yards and eight TDs on 268 carries (4.4 avg.) for the Boilermakers...Added 68 receptions for 592 yards (8.7 avg.) and a TD grab... Earned third-team All-Big Ten recognition in 2020 after leading the team with 442 rushing yards and two TDs on 89 attempts (5.0 avg.)...Helped Purdue win the Music City Bowl over Tennessee following the 2021 regular season by totaling 58 yards on 17 carries (3.4 avg.) and hauling in a pair of catches for 21 yards (10.5 avg.).

**PERSONAL:** Given name Alexander John Horvath...Born in Mishawaka, Indiana...Served three internships with Gaylor Electric in Indianapolis, Ind...Graduated from Purdue with a bachelor's degree in construction management...**High School:** Attended Marian High in Mishawaka, Ind...Rushed for 3,373 yards and 50 touchdowns during his high school career...Broke every rushing and scoring record in school history...Honored with Indiana All-State, Academic All-State, and *USA Today* Midwest Regional All-American selections...Named Northern Indiana Conference MVP and WSBT 22 Burger King Student Athlete of the Year as a senior.

## CAREER TRANSACTIONS

**2022** Selected by Los Angeles Chargers in the seventh round (260th overall) of NFL Draft, April 30...Signed rookie contract, May 13.

## ZANDER HORVATH NFL STATISTICS

Year	Team	— Rushing —								— Receiving —					Scrimmage Yards
		GP	GS	Att	Yds	Avg.	Lg	TD	No.	Yds	Avg.	Lg	TD		
2022	Los Angeles Chargers	15	2	4	8	2.0	3	0	5	8	1.6	5	2	16	
<b>NFL Totals</b>		<b>15</b>	<b>2</b>	<b>4</b>	<b>8</b>	<b>2.0</b>	<b>3</b>	<b>0</b>	<b>5</b>	<b>8</b>	<b>1.6</b>	<b>5</b>	<b>2</b>	<b>16</b>	

Year	Team	— Rushing —								— Receiving —					Scrimmage Yards
		GP	GS	Att	Yds	Avg.	Lg	TD	No.	Yds	Avg.	Lg	TD		
2022	Los Angeles Chargers	1	0	0	0	—	—	0	0	0	—	—	0	0	
<b>Postseason Totals</b>		<b>1</b>	<b>0</b>	<b>0</b>	<b>0</b>	<b>—</b>	<b>—</b>	<b>0</b>	<b>0</b>	<b>0</b>	<b>—</b>	<b>—</b>	<b>0</b>	<b>0</b>	

# J.C. JACKSON 27

CORNERBACK | MARYLAND

6-1 | 198 lbs | IMMOKALEE, FLA.

ACQUIRED: UFA (NE) — 2022

EXPERIENCE: 6TH NFL SEASON

2ND YEAR WITH CHARGERS



## CAREER HIGHLIGHTS

- ▶ Earned second-team All-Pro honors from The Associated Press and his first Pro Bowl nod in 2021 after ranking second in the NFL with eight interceptions and posting a career-best and league-leading 23 passes defended.
- ▶ Since entering the NFL in 2018, his 25 career interceptions lead the NFL over that span.
- ▶ His 25 interceptions through over his first four pro seasons were tied for the most by any player in their first four seasons in NFL history.
- ▶ Led the NFL with 11 total takeaways (nine interceptions, two opponent fumble recoveries) in 2020 for New England.
- ▶ Logged a takeaway in seven-straight games in 2020, marking the second-longest streak by any player in a single season since the 1970 AFL-NFL Merger and the longest in Patriots history.
- ▶ During the seven-game takeaway stretch, went five consecutive bouts with a pick, the longest game streak with an interception by any player in Patriots history.
- ▶ Contributed in all three postseason bouts as a rookie in 2018, helping New England defeat the Rams in Super Bowl LIII and claim the franchise's sixth world championship.

## HONORS AND AWARDS

- 2021:** 2022 NFL Pro Bowl Selection (First The Associated Press  
Second-Team All-Pro (CB)  
AFC Defensive Player of the Month (November)
- 2018:** Super Bowl LIII Champion

**2022:** Started five games, totaling 15 tackles (12 solo) and two passes defended before being placed on Reserve/Injured with a knee injury... Made Chargers debut in Week 2 at Kansas City... Collected first pass defended in the Week 5 win at Cleveland, forcing an incompleteness in coverage of Browns WR Amari Cooper...**vs. Las Vegas (Sept. 11):** Inactive (ankle)...**at Kansas City (Sept. 15):** Totaled six tackles (five solo) in Chargers debut...Contributed to a defensive unit that held the Chiefs to just seven first downs gained in the first half...**vs. Jacksonville (Sept. 25):** Inactive (ankle)...**at Houston (Oct. 2):** Returned to action and started at CB, totaling one solo stop in pass coverage...**at Cleveland (Oct. 9):** Logged six tackles (four solo) at CB, securing first pass defended as a member of the Chargers, batting the ball away and forcing an incompleteness on an intended pass to WR Amari Cooper...**vs. Denver (Oct. 17):** Started at CB...**vs. Seattle (Oct. 23):** Collected two solo tackles and one pass defended...Forced an incompleteness on a deep pass intended for WR DK Metcalf, logging his second pass defended of the year... Sustained a knee injury in the second quarter and did not return.

**2021:** Earned second-team All-Pro from *The Associated Press* honors after leading the NFL with a career-high 23 passes defended...Notched eight interceptions, the second-most by any player in the NFL, to take his career total to 25, the most by any player since 2018, to aid in first career Pro Bowl selection...Started all 17 outings at CB, notching a career-high 58 tackles (44 solo) to go along with one forced fumble and one interception returned for a touchdown, the first defensive score of his career...Named AFC Defensive Player of the Month (November) after tallying four interceptions, one of which was returned for a touchdown, one forced fumble and six passes defended in November, helping guide New England to a 4-0 mark...**Awards:** 2022 NFL Pro Bowl Selection (First), *The Associated Press* Second-Team All-Pro (CB), AFC Defensive Player of the Month (November)...**at N.Y. Jets (Sept. 19):** Picked off rookie QB Zach Wilson twice to register his third career multi-interception game and his third-straight game with an interception against the Jets...**vs. Dallas (Oct. 17):** Amassed a season-high four passes defended, finishing the game with five tackles (four solo)...**vs. N.Y. Jets (Oct. 24):** Logged his fourth-straight game with an interception against the Jets, picking off QB Mike White in the third quarter...**at Carolina (Nov. 7):** Picked off QB Sam Darnold twice in the second half, the first of which he returned 88 yards for his first career defensive touchdown...The 88-yard return marked the sixth-longest return following a takeaway in Patriots history...The multi-interception performance marked the fourth of the like in his career and second of the season...**vs. Tennessee (Nov. 28):** Intercepted QB Ryan Tannehill early in the fourth quarter to tally his fourth interception in the month of November, helping support his AFC Defensive Player of the Month bid...Added a forced fumble in the third quarter, the first caused fumble of his career...**vs. Jacksonville (Jan. 2):** Picked off rookie QB Trevor Lawrence to collect his eighth interception of the season, taking his career total to 25 takeaways through the air...**at Buffalo (AFC Wild Card, Jan. 15):** In his fifth career playoff appearance, secured six tackles (five solo).

**2020:** Led the NFL in total takeaways by an individual with 11 (nine interceptions, two fumble recoveries), securing a career-high nine interceptions...Appeared in all 16 regular-season games, starting 11 and tallying 40 tackles (34 solo), 14 passes defended and two fumble recoveries to go along with nine interceptions...From Week 3 through Week 10, gathered at least one takeaway in all seven games, setting the franchise record for longest streak by a Patriot and notching the second-longest streak by any player in a single season since the 1970 AFL-NFL Merger...Ranked second in the NFL with his nine interceptions, becoming the first Patriots defender since Asante Samuel (2005-06) to register at least five interceptions in consecutive seasons...**vs. Miami (Sept. 13):** Opened the season with a fumble recovery on a blocked punt on the game's opening possession, setting up New England's defense with favorable field position...On Miami's final offensive drive, thwarted a Dolphins attempt at a comeback by sealing the win with an interception of QB Ryan Fitzpatrick, securing his first interception of the season...**vs. Las Vegas (Sept. 27):** Landed on a RB Josh Jacobs fumble late in the first quarter to commence his seven-game takeaway streak...**vs. Denver (Oct. 18):** Intercepted QB Drew Lock midway through the fourth quarter and returned the takeaway 30 yards, commencing an eventual five-game interception streak...**at Buffalo (Nov. 1):** On a third-and-eight late in the first half with the Bills driving, picked off QB Josh Allen to secure his second career interception of Allen and grant the Patriots an opportunity to score before the culmination of the first half...Credited with third interception in as many weeks, finishing the game with five tackles (three solo)...**vs. Baltimore (Nov. 15):** Picked off reigning NFL MVP Lamar Jackson as Jackson attempted a shot near the end zone as the first half was working to a close, logging his fifth-straight game with an interception...**vs. N.Y. Jets (Jan. 3):** Close out the regular season with an interception of QB Sam Darnold, his ninth interception of the slate.

**2019:** Appeared in all 16 games, starting each of the final six regular-season games, totaling a then-career-high five interceptions, 36 tackles (29 solo) and 10 passes defended, along with special teams support...Aided the back end of a unit that owned the NFL's top-ranked total defense (275.9 yards per game) and scoring defense (14.1 points allowed per game)... Against Buffalo, secured his first career multi-interception performance, picking off QB Josh Allen twice, and adding a blocked punt that was recovered for a New England touchdown... Added one tackle and one pass defended in the postseason start...**at Miami (Sept. 19):** In the first road matchup of the slate, helped the defense hold the division-rival Dolphins to zero points scored, supplying two tackles (one solo) and one pass defended...**at Buffalo (Sept. 29):** Twice picked off QB Josh Allen, gaining his first multiple interception outing of his career, which helped limit Buffalo to just 10 points scored in the contest...Midway through the first quarter, rushed through and blocked a Bills punt, which was recovered by teammate Matthew Slater and returned for a Patriots touchdown...**vs. Kansas City (Dec. 8):** On the Chiefs' opening possession, picked off reigning NFL MVP, and eventual Super Bowl LIV Most Valuable Player, picked off QB Patrick Mahomes to secure his first career interception of Kansas City's signal-caller...**at Cincinnati (Dec. 15):** One week later, secured two picks of QB Andy Dalton to log his second multi-interception output of the season, taking his 2019 total to a career-high five interceptions...**vs. Miami (Dec. 29):** Closed out the regular season with a career-high seven tackles (six solo)...**vs. Tennessee (AFC Wild Card, Jan. 4):** In the Wild Card Round, logged one solo stop and one pass defended in the postseason loss to the Titans.

**2018:** After joining the team as an undrafted free agent, made the 53-man roster and appeared in 15 regular-season games with five starts, finishing the year tied for second on the Patriots with three interceptions as New England raised the Vince Lombardi Trophy following a win over the Rams in Super Bowl LIII, giving the Patriots the franchise's sixth world championship... Added six passes defended and 24 tackles (22 solo) in defensive support, while providing aid on special teams...**Awards:** Super Bowl LIII Champion...**at Detroit (Sept. 23):** Logged one solo stop in his first career NFL game...**vs. Miami (Sept. 30):** Late in the third quarter, picked off QB Ryan Tannehill to collect his first career NFL interception, helping seal a win over the division-rival Dolphins and limit Miami to zero points scored through the first three quarters of the contest...**at Chicago (Oct. 21):** On third-and-10 in the third quarter, intercepted QB Mitchell Trubisky's pass attempt to collect his second-career pick, as New England ultimately won its third game in-a-row...**vs. Minnesota (Dec. 2):** Started first career NFL game, amassing four solo stops and gathering third pass defended of the slate...**at Pittsburgh (Dec. 16):** Secured a career-best and season-high six solo stops, adding one pass defended in coverage...**vs. Buffalo (Dec. 23):** Picked off QB Josh Allen for the first time in his career, returning the takeaway nine yards in the second quarter...**vs. N.Y. Jets (Dec. 30):** Closed out the regular season with a career-best seven tackles (five solo), one of which registered as a tackle for loss on a run stop, with one pass defended to tally his third in as many weeks and sixth of the regular season...**vs. L.A. Chargers (AFC Divisional, Jan. 13):** Secured four tackles (three solo) and two passes defended in coverage of WR Mike Williams...**at Kansas City (AFC Championship, Jan. 20):** Started the AFC Championship Game at cornerback, securing one solo stop in the fourth quarter of the overtime win over the Chiefs to punch New England's ticket to Super Bowl LIII...**vs. L.A. Rams (Super Bowl LIII, Feb. 3):** Provided two tackles (one solo) in the league's championship game, helping the defense hold the NFL's top-ranked offense in the regular season to zero touchdowns allowed and just three points scored.

**COLLEGE:** Started 23-of-24 appearances over two seasons at Maryland (2016-17), leading the Terrapins with three interceptions in 2017... Started his collegiate career at Florida (2014) before suffering a shoulder injury, taking a medical redshirt and transferring to Riverside City College (2015), before ultimately arriving at Maryland in 2017, where he spent his final two collegiate seasons...Paced Maryland with six pass breakups in 2016, his first season with the program, and added 40 tackles, one interception and one forced fumble.

**PERSONAL:** Given name Jerald Christopher Jackson...Born in Immokalee, Fla. ...**High School:** Attended Immokalee (Fla.) High...A two-way player, Jackson helped lead the Immokalee to a FHSAA Class 5A semifinal appearance as a senior in 2013, where he supplied 1,403 all-purpose yards offensively, adding 53 tackles, two interceptions and a fumble recovery defensively...Over four seasons, totaled 4,792 all-purpose yards...Selected to play in the Under Armour All-America Game.

### J.C. JACKSON NFL STATISTICS

Year	Team	GP	GS	– Tackles –				Yds	TFL	– Interceptions –					– Fumbles –		
				Total	Solo	Asst	Sacks			No.	Yds	Lg	TD	PD	FF	FR	Yds
2018	New England	13	5	24	22	3	0.0	0	1	3	9	9	0	6	0	0	0
2019	New England	16	6	36	29	7	0.0	0	0	5	39	19	0	10	0	0	0
2020	New England	16	11	40	34	6	0.0	0	1	9	80	30	0	14	0	3	0
2021	New England	17	17	58	44	14	0.0	0	2	8	92	88t	1	23	1	0	0
2022	Los Angeles Chargers	5	5	15	12	3	0.0	0	0	0	0	–	0	2	0	0	0
<b>NFL Totals</b>		<b>67</b>	<b>44</b>	<b>173</b>	<b>141</b>	<b>32</b>	<b>0.0</b>	<b>0</b>	<b>4</b>	<b>25</b>	<b>220</b>	<b>88t</b>	<b>1</b>	<b>55</b>	<b>1</b>	<b>3</b>	<b>0</b>

Year	Team	GP	GS	– Tackles –				Yds	TFL	– Interceptions –					– Fumbles –		
				Total	Solo	Asst	Sacks			No.	Yds	Lg	TD	PD	FF	FR	Yds
2018	New England	3	1	7	5	0	0.0	0	0	0	0	–	0	2	0	0	0
2019	New England	1	1	1	1	0	0.0	0	0	0	0	–	0	1	0	0	0
2021	New England	1	1	6	5	0	0.0	0	0	0	0	–	0	0	0	0	0
<b>Postseason Totals</b>		<b>5</b>	<b>3</b>	<b>14</b>	<b>11</b>	<b>0</b>	<b>0.0</b>	<b>0</b>	<b>0</b>	<b>0</b>	<b>0</b>	<b>–</b>	<b>0</b>	<b>3</b>	<b>0</b>	<b>0</b>	<b>0</b>

### CAREER TRANSACTIONS

- 2018** Signed by New England Patriots as undrafted free agent, May, 11.
- 2021** Re-signed by Patriots as restricted free agent, April 16.
- 2022** Signed by Los Angeles Chargers as unrestricted free agent, March 16...Placed on Reserve/Injured (knee), Oct. 26.



# BRENDEN JAIMES ⚡ 64

GUARD/TACKLE | NEBRASKA

6-5 | 305 lbs | AUSTIN, TEXAS

ACQUIRED: DRAFT 5 — 2021

EXPERIENCE: 3RD NFL SEASON

3RD YEAR WITH CHARGERS



**2022:** Appeared in 12 games, contributing primarily on the field goal protection unit on special teams...**at Cleveland (Oct. 9):** Made his season debut, seeing action on six special teams snaps, primarily playing on the field goal protection unit...**vs. Denver (Oct. 17):** Played on seven offensive snaps in relief of an injured C/G Will Clapp...Also contributed to seven special teams snaps...**vs. Seattle (Oct. 23):** Contributed to three snaps on special teams...**at Atlanta (Nov. 6):** Appeared on four snaps on special teams, primarily playing on field goal protection unit...**at San Francisco (Nov. 13):** Contributed to four snaps on special teams, playing on the field goal protection unit...**vs. Kansas City (Nov. 20):** Inactive (healthy scratch)...**at Arizona (Nov. 27):** Contributed on three snaps on the field goal protection unit on special teams...**at Las Vegas (Dec. 4):** Played 11 snaps on offense, as well as contributing to five snaps on special teams on the field goal protection unit...**vs. Miami (Dec. 11):** Appeared on five snaps on special teams on the field goal protection unit...**vs. Tennessee (Dec. 18):** Continued to support the field goal protection unit, appearing on three snaps...**at Indianapolis (Dec. 26):** Played four snaps on special teams...**vs. L.A. Rams (Jan. 1):** Appeared on five snaps on the field goal protection unit on special teams...**at Denver (Jan. 8):** Played in three snaps on offense at LG, as well as appeared on four snaps on the field goal protection unit on special teams...**at Jacksonville (AFC Wild Card, Jan. 14):** Appeared on seven snaps on the field goal protection unit on special teams.

## BEYOND THE BOLT



*In 2022, Gilman participated in the NFL's My Cause, My Cleats initiative, choosing to highlight youth education and Aha Punana Leo. "Emphasizing the importance of living Hawaiian language now and beyond is why I chose Aha Punana Leo. I chose this cause to highlight indigenous cultures, specifically Hawaiian culture and the Hawaiian language."*

**2021:** Appeared in 10 contests in first NFL season, primarily contributing on field goal protection...Made NFL debut in the team's Week 9 win at Philadelphia...Active, did not play in each of the first two weeks, before being listed as inactive (healthy scratch) Weeks 3 through 6...**at Washington (Sept. 12):** Active, did not play...**at Kansas City (Sept. 26):** Inactive (healthy scratch)...**vs. New England (Oct. 31):** Active, did not play...**at Philadelphia (Nov. 7):** Made NFL debut...Contributed on the game-winning field goal attempt, as well as the third-quarter successful field goal, and both PAT tries...**vs. Minnesota (Nov. 14):** Contributed on the field goal protection unit at Dustin Hopkins made both field goal tries and each of his two PATs...**vs. Pittsburgh (Nov. 21):** Aided on five extra points and two field goal tries in the victory on Sunday Night Football...**at Denver (Nov. 28):** Saw action on two special teams snaps...**at Cincinnati (Dec. 5):** Added protection support on all field goal and PAT attempts...**vs. N.Y. Giants (Dec. 12):** Continued to contribute on the field goal protection unit...**vs. Kansas City (Dec. 16):** Protected on all four successful PATs...**at Houston (Dec. 26):** Added support on all three made field goals...**vs. Denver (Jan. 2):** Provided protection on four PATs and two field goal tries...**at Las Vegas (Jan. 9):** Capped season with five snaps contributed on special teams.

**COLLEGE:** Started 40-straight games, including 31 consecutive outings at LT, over a four-year tenure at the University of Nebraska (2017-20), setting the program record for most consecutive starts by a Cornhuskers offensive lineman...Named Honorable Mention All-Big Ten Conference by the league's coaches and media following each of his final three seasons (2017-20), adding Academic All-Big Ten recognition in 2019 and 2020...Voted Offensive Most Valuable Player by his teammates and coaches following the 2019 season...Capped the 2019 season with the offensive unit posting 54 points in the road finale at Maryland, the highest single-game offensive point output by the Cornhuskers since joining the conference in 2011...After the 2017 season, was selected as honorable mention on the BTN's All-Freshman Team after starting nine games as a true freshman, the most by a Nebraska offensive lineman in school history.

**PERSONAL:** Given name Brenden Stewart Jaimes...Last name is pronounced HIGH-miss...Born in Austin, Texas...Graduated from Nebraska with a bachelor's degree in criminal justice...During his time at Nebraska, participated in hospital visits and helped coordinate and facilitate organized walks and runs for charitable causes...Earned a degree in criminology and criminal justice from Nebraska...**High School:** Attended Lake Travis High in Austin, Texas...As a senior in 2016, helped Lake Travis post a 15-1 record en route to a Texas Class 6A Division 1 state title...Named District Offensive Lineman of the Year following his senior season...One season prior, helped lead Lake Travis to an appearance in the Class 6A Division 1 state title game, earning second-team all-state recognition for his efforts... Also played lacrosse and competed in track and field, earning three varsity letters in field events... Was a regional finalist in the discus throw following his junior and senior seasons of competition.

### BRENDEN JAIMES NFL GAMES

Year	Team	GP	GS
2021	Los Angeles Chargers	10	0
2022	Los Angeles Chargers	12	0
<b>NFL Totals</b>		<b>22</b>	<b>0</b>

### POSTSEASON

Year	Team	GP	GS
2022	Los Angeles Chargers	1	0
<b>Postseason Totals</b>		<b>1</b>	<b>0</b>

### CAREER TRANSACTIONS

- 2021** Selected by Los Angeles Chargers in the fifth round (159th overall) of the 2021 NFL Draft, May 1...Signed rookie contract, May 13.

# DERWIN JAMES JR. ⚡ 3

## SAFETY | FLORIDA STATE

6-2 | 215 lbs | HAINES CITY, FLA.

ACQUIRED: DRAFT 1 — 2018

EXPERIENCE: 6TH NFL SEASON

6TH YEAR WITH CHARGERS



## CAREER HIGHLIGHTS

- ▶ A three-time Pro Bowl Selection (2018, '21-22 seasons), including as a rookie in the 2018 season after receiving the most votes at FS in the AFC and be the first Chargers rookie to be named a starter in the Pro Bowl since 2005 (LB Shawne Merriman).
- ▶ Named a first-team All-Pro by The Associated Press at safety following his rookie season, the first Chargers rookie to earn the recognition in over 20 seasons (P Darren Bennett, 1995).
- ▶ A two-time second-team All-Pro selection from AP (defensive back in 2018 and at safety in 2022).
- ▶ Recognized in 2018 by The Associated Press as a first-team All-Pro at safety and a second-team All-Pro at defensive back, joining CB Desmond King II (first-team defensive back and second-team punt returner in 2018) as the first Chargers in history to be named an AP All-Pro at two positions in the same season.
- ▶ Twice (2018, '22) named All-AFC from the Professional Football Writers of America, and also was a PFWA All-NFL and All-Rookie selection in 2018.
- ▶ Named AFC Defensive Player of the Month for November 2022 after becoming the first player in a decade and only defensive back in at least 30 years to have 30 tackles, multiple sacks, an interception and a forced fumble in a single November.
- ▶ Registered 372 tackles in 50 career games, the most tackles by a defensive back within the first 50 games of a career in at least the last 30 years.
- ▶ Is one of eight players, and the only defensive back, since the turn of the century to post 350 tackles, five interceptions and nine sacks within the first 50 games of a career.
- ▶ Reached 300 career tackles in 41 games, faster than any defensive back in 30 years.
- ▶ With 118 tackles in 2021, became the first defensive back and eighth player since at least 2000 to record 100-plus stops after missing the entire previous season due to injury.
- ▶ Added 115 tackles in 2022 to join former Cowboys LB Sean Lee and former Browns LB D'Qwell Jackson as the only players since 2000 to have consecutive 100-tackle seasons after missing an entire year due to injury.
- ▶ Became the first defensive back in NFL history to register three sacks in the first four games of his professional career.
- ▶ Set a Chargers rookie record in 2018 with 109 tackles (79 solo), becoming the first-ever Bolts rookie with at least 100 tackles.

## HONORS AND AWARDS

- 2022:** 2023 NFL Pro Bowl Selection (Third)  
The Associated Press  
Second-Team All-Pro (S)  
Professional Football Writers of America  
All-AFC (S)  
NFLPA First-Team All-Pro (SS)  
AFC Defensive Player of the Month  
(November)  
Chargers Walter Payton  
Man of the Year Nominee
- 2021:** 2022 NFL Pro Bowl Selection (Second)  
Sporting News All-Pro (S)
- 2018:** 2019 NFL Pro Bowl Selection (First)  
The Associated Press  
First-Team All-Pro (S)  
AP Second-Team All-Pro (DB)  
Professional Football Writers of America  
All-NFL (S)  
PFWA All-AFC (S)  
PFWA All-Rookie (S)

**2022:** In his fourth season of action, earned his third career Pro Bowl selection and was named All-Pro by *The Associated Press* for the third time in his Chargers tenure...Started all 14 of his regular-season appearances, ranking second on the defense with 115 tackles (64 solo), adding four sacks, two forced fumbles, two INTs, and six passes defended...Led the defense with nine tackles (six solo) in the AFC Wild Card Round matchup at Jacksonville...Despite missing three games, ranked fifth in the NFL among all DBs with 115 total tackles...Reached 350 career tackles in his 47th career game, hitting the mark faster than any DB in the last 30 years...Became just one of three NFL players in the last 30 years to eclipse 95 tackles, four sacks and multiple forced fumbles in their team's first 11 games of a season...Was the first Chargers defender since Hall of Fame LB Junior Seau (1996) to reach 100 total tackles and collect at least two forced fumbles, four sacks and an INT in a single season...Has registered five forced fumbles over the last two seasons, which are the second-most by any defensive back in the league...**Awards:** Pro Bowl Selection (Third)...*The Associated Press* Second-Team All-Pro (S)...*Professional Football Writers of America* All-AFC (S)...AFC Defensive Player of the Month (November)...Chargers Walter Payton Man of the Year Nominee...NFLPA First-Team All-Pro (SS)...Pro Football Journal Second-Team All-Pro (S)...PFJ Second-Team All-AFC (S).....**vs. Las Vegas (Sept. 11):** Led the team with six solo stops in the home win on Kickoff Weekend, including his seven-yard sack off of the edge of QB Derek Carr...**at Kansas City (Sept. 15):** Started at S and totaled nine tackles (six solo) in the road bout at Kansas City...Contributed to a defensive unit that held the Chiefs to just seven first downs gained in the first half...**vs. Jacksonville (Sept. 25):** Totaled nine tackles (four solo) and a pass defended, his first of the season...Deflected a pass intended for TE Evan Engram in the second quarter to log his first breakup of the season...**at Houston (Oct. 2):** Amassed six tackles (three solo) and two passes defended in the road victory...Made his 40th career appearance and logged six stops to take his career total to 287, the most by any DB in the NFL through their first 40 career games over the last 30 years...**at Cleveland (Oct. 9):** Started at S and tied a career-high nine solo stops, finishing the day with 14 total tackles...**vs. Denver (Oct. 17):** Registered a team-high 10 tackles (six solo), anchoring a defensive unit that allowed a season-low 13 total first downs and held the Broncos' offense to -9 net passing yards in the second half and overtime...Dropped QB Russell Wilson for a loss of 11 yards on third-and-nine in the third quarter, collecting his second sack of the season and becoming the first NFL DB in 2022 to notch 50 tackles, multiple passes defended and multiple sacks...**vs. Seattle (Oct. 23):** For the third-straight game, paced the defensive unit in total tackles, finishing the game

with eight tackles (four solo)...**at Atlanta (Nov. 6):** Secured nine tackles (four solo) and a sack in the winning effort...Anchored a defense that held the Falcons to 114 net passing yards in the game...**at San Francisco (Nov. 13):** Registered 13 tackles (seven solo) and a forced fumble in the contest...In the second quarter, forced the ball away from WR Brandon Aiyuk to collect his first forced fumble of the season and the fourth of his career...Became the first DB since Rodney Harrison (2004) to record 70 tackles, three sacks and a forced fumble through a team's first nine games of a single season...**vs. Kansas City (Nov. 20):** Notched seven tackles (four solo), one of which was a sack on QB Patrick Mahomes on a first down in the third quarter...Became one of six players, and the only DB, in the last 30 years to eclipse 90 tackles and four sacks within their team's first 10 games of a season...**at Arizona (Nov. 27):** Totaled eight tackles (five solo), an INT and a forced fumble in the road win at Arizona, becoming the first Chargers defender to record both an INT and a forced fumble in the same game since 2016...On Arizona's first offensive drive, forced the fumble of RB James Conner to log his second of the season and create a takeaway for the Chargers' defense...On fourth-and-one in Arizona's own territory, picked off a QB Kyler Murray pass intended for WR DeAndre Hopkins, collecting his first INT of the season...**at Las Vegas (Dec. 4):** Provided six tackles (three solo) in the game, helping support a secondary that matched a season-best with six passes defended on the afternoon...**vs. Miami (Dec. 11):** Inactive (quadricep)...**at Indianapolis (Dec. 26):** Totaled three tackles (one solo) while helping the unit tally three INTs by adding one of his own in the first quarter...Also helped the unit to not allow a first quarter point for the fourth-straight week...Was disqualified from the game in the second quarter...**vs. L.A. Rams (Jan. 1):** Inactive (concussion)...**at Denver (Jan. 8):** Closed out the regular season with six tackles (four solo) and a pass defended...On third-and-five in the second quarter, forced a third-down stop by preventing a completion intended for WR Courtland Sutton, his sixth pass breakup of the season...**at Jacksonville (AFC Wild Card, Jan. 14):** Led the defense with nine tackles (six solo)...Aided a defense that did not allow a single third-down conversion in the first half, the first defense to do so in a playoff game since at least 2000, and held the Jaguars to a franchise playoff-best two-for-10 (20.0 pct.) on third down in the game...The unit collected 13 passes defended in the game, the most by any team in the NFL in a single playoff game since the 2016 postseason, and three first-quarter INTs, the most by any team in a single playoff game in the last 30 years.

**2021:** Selected to his second Pro Bowl...Opened 15 games at S, was inactive for one and dressed but did not play in another...Totaled a career-best 118 tackles (75 solo) and two INTs on the season... Added two sacks, seven tackles for loss, five passes defended, seven QB hits and three forced fumbles...Was eighth player and only DB since 2000 to record 100-plus tackles after missing the entire previous season due to injury...Was the only NFL player in 2021 to have at least 100 tackles, multiple INTs, multiple sacks and three forced fumbles on the season...In the Week 5 win, had 16 tackles, including 13 in the first half...His 16 tackles on the day were good for the most by a Charger in a single game since LB Stephen Cooper in 2008...**Awards:** Pro Bowl Selection (Second)... *Sporting News* All-Pro (S)...Pro Football Journal Second-Team All-AFC (S)...**at Washington (Sept. 12):** Started at S and was one of two Chargers to play all 55 defensive snaps...Registered eight tackles (seven solo) and broke up a pass...In the first quarter, lined up in the left slot against WR Dymari Brown, covering the receiver across the field before undercutting the route and nearly picking off a pass from QB Ryan Fitzpatrick... Came untouched on a blitz in the third quarter, pressuring QB Taylor Heinicke to throw the ball away...**vs. Dallas (Sept. 19):** Notched his first sack of the season, finishing with seven tackles (five solo), a half-sack, a tackle for loss and a QB hit... The half-sack marked his first since Oct. 14, 2018 at Cleveland as a rookie...Made back-to-back big plays in the third quarter...On the first, dropped WR CeeDee Lamb for a four-yard loss on a gimmick play in the right flat...On the next snap, powered through the blocks of RB Tony Pollard and G Connor Williams to split a sack of QB Dak Prescott with DL Jerry Tillery...Stood up Lamb for a one-yard gain in the fourth quarter after beating a block by WR Amari Cooper...Appeared on all 62 plays on defense after opening the game at S...**at Kansas City (Sept. 26):** Totaled five tackles (four solo) while appearing on 72 of the 79 defensive snaps...**vs. Las Vegas (Oct. 4):** Recorded his first INT of the season, returning the ball 15 yards...On the game-sealing INT, stayed underneath the corner-route by TE Darren Waller to pick off the pass along the sideline...Finished with six tackles (three solo) after starting at S... Appeared on all 57 defensive snaps and one on special teams...Closed quickly on a pass to RB Josh Jacobs to stop him for a three-yard gain on a screen-pass...**vs. Cleveland (Oct. 10):** Totaled a career-high 16 tackles (nine solo), including a four-yard strip-sack, good for the most by a Charger in a single game since S Eric Weddle in 2010...On the sack, sped past TE David Njoku to hit QB Baker Mayfield from the blind side before he could get the pass off, knocking the ball out in the process...In the second quarter, shoved WR Donovan Peoples-Jones aside to corral RB Nick Chubb for a one-yard loss...**at Baltimore (Oct. 17):** Forced a fumble for the second-straight week... On the play, corralled TE Josh Oliver after a short pass in the middle of the field before stripping the ball free...Added eight tackles (seven solo) and a QB hit on the day...**vs. New England (Oct. 31):** Recorded 13 tackles (seven solo), his second 10-tackle performance of the season...Had a tackle for loss and a forced fumble, his third of

## BEYOND THE BOLT



*An avid gamer of EA Sports' Madden franchise, James played in a Madden 20 tournament in April to help raise money for COVID-19 relief efforts. He defeated fellow Charger Keenan Allen in the first round, former Philadelphia Eagle DeSean Jackson in the semifinals and won the tournament over former Kansas City Chief Tyreek Hill in the championship. James kept Hill out of the end zone in the championship in a 54-3 victory. By winning, a donation was made for the pandemic relief efforts in James' name.*

*After being selected by the Chargers 17th overall in the 2018 NFL Draft, James' mother wrote him a letter congratulating him on his accomplishments, bringing the safety to tears. "She sacrificed a lot for me to be here," he said. Less than three months later, he was able to hold up his end of a life-long promise: Buying his mother, Shanita Russell, her dream house. James announced the purchase on July 2, 2018, on Instagram, captioning a photo of him and his mother in front of the house, "Today was a special day. Bought my Momma her dream house I always promised her since I was a kid. I don't think there is anybody more deserving in the world than her."*

the season...Rallied to WR Kendrick Bourne in the third quarter, punching the ball free while tackling the fifth-year wideout to force a takeaway...**at Philadelphia (Nov. 7):** Posted five tackles (four solo)...**vs. Minnesota (Nov. 14):** Recorded his third game of the year with double-digit tackles, posting 12 (nine solo) and a pass defended...**vs. Pittsburgh (Nov. 21):** In his second career start on *Sunday Night Football*, registered six tackles (two solo) and a pass defended...Undercut a pass on the opening drive intended for TE Pat Freiermuth, breaking up the pass and nearly hauling in an INT...**at Denver (Nov. 28):** Recorded seven tackles (five solo), an INT, a pass defended, a quarterback hit and two tackles for loss...Became the first defensive back and third player since 2000 to record 80 tackles, three forced fumbles, multiple sacks and multiple INTs within their team's first 11 games of a season...In the first quarter, came sprinting from the secondary to hit RB Javonte Williams on a pitch to the left in the backfield for a two-yard loss...Later in the quarter, came untouched on a blitz to hit QB Teddy Bridgewater as he threw, forcing an incompletion...Made an incredible INT of QB Drew Lock in the second quarter, diving in front of WR Kendall Hinton to pick off the pass in Denver territory...**at Cincinnati (Dec. 5):** Reached 100 tackles on the season by recording seven (three solo) on the day...Split a sack with S Nasir Adderley...Became the eighth player and the first DB since 2000 to have 100 tackles after missing the entire previous season due to injury...**vs. N.Y. Giants (Dec. 12):** Inactive (hamstring)...**vs. Kansas City (Dec. 16):** Had limited action in his return from injury...Made his second career start on *Thursday Night Football*...

COMMUNITY

FRONT OFFICE

JAMES JR.

DRAFT PICKS & FREE AGENTS

2022 IN REVIEW

RECORDS & HISTORY

GENERAL INFORMATION



Recorded three tackles (two solo)...**at Houston (Dec. 26):** Dressed but did not see any action...**vs. Denver (Jan. 2):** Returned to action by posting six tackles (four solo) and a tackle for loss...Came untouched on a blitz in the first quarter to force QB Brett Rypien to throw an incomplete pass...Closed fast near the end zone to prevent a TD on first-and-goal by TE Albert Okwuegbunam, dropping him for a one-yard loss in the second quarter...**at Las Vegas (Jan. 9):** Posted nine tackles (four solo) and had two QB hits and a tackle for loss...Closed quickly on QB Derek Carr on a blitz from in the second quarter, forcing him to scramble to his right and throw the ball away to avoid a sack...Closed quickly on RB Jalen Richard in the right flat in overtime, dropping him for a five-yard loss to set up a third-and-eight...**vs. NFC (2022 Pro Bowl, Feb. 5):** Started at SS for the AFC in the Pro Bowl for the second time in his career...Posted a solo tackle, an INT and a pass defended...Stayed deep over Vikings WR Justin Jefferson to pick off a deep pass from Seahawks QB Russell Wilson, setting the AFC up for a four-play TD drive on the ensuing possession.

**2020:** Sustained an injury during training camp and was subsequently placed on Reserve/Injured for the entirety of the season.

**2019:** Started the final five games at S after returning from injured reserve...Totaled 35 tackles (23 solo), three tackles for loss and a pass defended...**at Denver (Dec. 1):** Made his season debut, totaling four tackles (two solo) and a tackle for loss...**at Jacksonville (Dec. 8):** Registered six tackles (four solo), a tackle for loss and a pass defended...Came untouched on a blitz from the left in the second quarter, leaping to knock down a pass intended for RB Leonard Fournette...**vs. Minnesota (Dec. 15):** Led the team with nine tackles (six solo)...**vs. Oakland (Dec. 22):** Tied for a team high with eight tackles (five solo) and a tackle for loss...Closed quickly from coverage to tackle RB Jalen Richard for a one-yard loss in the left flat...**at Kansas City (Dec. 29):** Led Chargers defenders with eight tackles (six solo).

**2018:** Selected to his first Pro Bowl as the top-voted FS in the AFC...Recognized as a first-team All-Pro (S) and a second-team All-Pro (DB) by *The Associated Press*...Coupled with CB Desmond King II, the two were the first Chargers in history to be named an AP All-Pro at two positions...Named All-NFL (S), All-AFC (S) and All-Rookie (S) by the *Professional Football Writers of America*...Started all 16 games at S, recording a team-high 109 tackles (79 solo) to be the first Chargers rookie in history with at least 100 tackles (coaches totals)...Posted 3.5 sacks, 3.5 tackles for loss, three INTs and 15 passes defended...Became the first DB in NFL history to register three sacks in the first four games of his professional career (since sacks became an official statistic in 1982)...With two sacks and an INT through the first three games, became the first DB in a non-strike year since 1983 to do so...Joined King (4.0 sacks as a rookie in 2017) as the only DBs since 1997 to post at least 3.5 sacks in their rookie season...Became the first defensive rookie since OLB Zach Brown in 2012 with Tennessee to record multiple INTs and at least 3.5 sacks...Started at S in both postseason games...Recorded 14 tackles (10 solo) and three tackles for loss...**Awards:** Pro Bowl Selection (First)...*The Associated Press* First-Team All-Pro (S)...AP Second-Team All-Pro (DB)...*Professional Football Writers of America* All-NFL (S)...PFWA All-AFC (S)...PFWA All-Rookie (S)...NBC Sports (selected by Peter King) Defensive Rookie of the Year...Pro Football Focus Defensive Rookie of the Year...PFF Second-Team All-Pro (S)...PFF All-Rookie (S)...Pro Football Journal First-Team All-Pro (S)...PFJ First-Team All-AFC (S)...PFJ First-Team All-Rookie (SS-Flex S)...**vs. Kansas City (Sept. 9):** Made his NFL debut, appearing on 56 defensive snaps and four on special teams after opening the game at S...Posted a team-high six tackles (five solo)...Added a zero-yard sack of QB Patrick Mahomes in the second quarter to force a punt...Made a diving effort to break up a would-be TD to WR De'Anthony Thomas at the start of the second quarter...Just two plays later forced a Kansas City punt by sprinting past the offensive line to flush Mahomes to his right before chasing him down for the zero-yard sack...

**at Buffalo (Sept. 16):** Recorded eight tackles (seven solo) and two tackles for loss, including a six-yard sack...Added a pass defended on a diving play while defending TE Charles Clay on a seam-route...On the sack, sprinted untouched into the backfield by the RT to spin QB Josh Allen down for a six-yard loss...In the first quarter, forced Allen to step up into a sack by LB Uchenna Nwosu for Nwosu's first career sack... On the following series, burst through a block attempt by TE Logan Thomas to bring down Allen for a six-yard loss before he could hand the ball off...**at Los Angeles Rams (Sept. 23):** Posted nine tackles (seven solo)...Added two passes defended, including the first INT of his career... On the pick, broke on the ball to undercut a pass intended for TE Gerald Everett, returning the INT four yards...Became the first NFL DB in a non-strike year since 1983 to post two-plus sacks and an INT in his first three career games...**vs. San Francisco (Sept. 30):** Continued to re-write record books, finishing with seven tackles (five solo), a 10-yard sack, a tackle for loss and two passes defended...The sack gave him three on the season, making him the first DB in NFL history to post three-plus sacks over the first four games of his career...On the sack, brought down QB C.J. Beathard after the passer was flushed out of the pocket to his left by DE Melvin Ingram III...In the first quarter, broke up a pass that was intended for RB Alfred Morris when he came untouched off the edge and leaped in the air to bat the ball down in the backfield...Hit Beathard as he threw the ball in the fourth quarter, beating OL Garry Gilliam with a speed-rush, resulting in an INT by DE Isaac Rochell...**vs. Oakland (Oct. 7):** Recorded five tackles (four solo)...**at Cleveland (Oct. 14):** Registered five tackles (four solo) and a half-sack...Posted 0.5 tackles for loss...Split the sack with NT Damion Square in the first half...On the play, beat the block of RB Carlos Hyde to force QB Baker Mayfield to scramble and kept pursuit to bring down Mayfield with Square...Added a 20-yard kickoff return...**vs. Tennessee (Wembley Stadium, Oct. 21):** Recorded eight tackles (five solo)...**at Seattle (Nov. 4):** Set a single-game career high with 11 tackles (four solo)...**at Oakland (Nov. 11):** Registered nine tackles (five solo) and a pass defended...In the first quarter, stopped WR/RS Dwayne Harris on a jet-sweep on fourth-and-goal from the one-yard line to force a turnover on downs...Earlier in the game, showed off his athleticism by sprinting untouched from the left side of the formation to bring down RB Doug Martin from behind on an off-tackle run to the right...**vs. Denver (Nov. 18):** Posted seven solo tackles...**vs. Arizona (Nov. 25):** Registered seven tackles (five solo)...Broke up three passes, including an INT that he returned three yards... Became the first defensive rookie since 2012 (OLB Zach Brown while with Tennessee) to

recorded multiple INTs and at least 3.5 sacks in their rookie season...On the play, dropped off a route where he was covering FB Derrick Coleman to pick off a pass intended for WR Christian Kirk...In the first quarter, dove to deflect a pass to TE Ricky Seals-Jones at the goal line to force a Cardinals field goal...**at Pittsburgh (Dec. 2):** Posted three tackles (two solo) and four passes defended, including an INT that he returned 23 yards...Trailed TE Vance McDonald in coverage, picking off the underthrown pass in the second quarter...Became the first player with three INTs and three sacks in a single season since 2016 (Pittsburgh LB Ryan Shazier and New York Giants S Landon Collins), and the first rookie since Zach Brown in 2012...Late in the first half, tipped away a pass intended for McDonald on a seam-route to force a Steelers field goal...Provided a big hit on WR Antonio Brown along the sideline to prevent Brown getting two feet down in-bounds, wiping out a 24-yard gain...**vs. Cincinnati (Dec. 9):** Posted seven tackles (six solo)...**at Kansas City (Dec. 13):** Was one of seven Chargers defenders to play all 60 defensive snaps...Started at S, posting five tackles (four solo)...Added four plays on special teams...**vs. Baltimore (Dec. 22):** Recorded six tackles (four solo), becoming the first Chargers rookie in history with at least 100 tackles (coaches totals)...Added a pass defended, diving to knock away a pass on third-and-six intended for TE Hayden Hurst, forcing a Ravens punt...**at Denver (Dec. 30):** Started at S and posted six tackles (five solo)...**at Baltimore (AFC Wild Card, Jan. 6):** Part of a defense that set team postseason records for the fewest single-game net yards allowed (229), including a record 69 in the first half, which was the fewest allowed in a postseason game since the 2006 AFC Wild Card...Posted five solo tackles and a tackle for loss...Made his NFL postseason debut, appearing on all 61 defensive plays and four special teams snaps after starting at S...**at New England (AFC Divisional, Jan. 13):** Posted a postseason single-game career-high nine tackles (five solo) and two tackles for loss...Started at S and played all 83 defensive snaps, joining S Rayshawn Jenkins as the only Chargers defenders to do so...Appeared on seven special teams plays...In the first quarter, exploded past the line to drop RB Sony Michel for a one-yard loss...In the third quarter, combined with Melvin Ingram to tackle RB Rex Burkhead for a one-yard loss...**vs. NFC (2019 Pro Bowl, Jan. 27):** Started at S, becoming part of the first trio (WR Keenan Allen and Melvin Ingram) of Chargers to participate and start in the Pro Bowl since 2007...Saw action on offense and defense, finishing tied with a team-high three solo tackles...Added a tackle for loss on a two-yard sack when he came up to stop a scrambling QB Dak Prescott in the fourth quarter.

**COLLEGE:** Played three seasons (2015-17) at Florida State, missing the 2016 season due to a knee injury...Posted 183 tackles, 15 tackles for loss, 5.5 sacks, 19 passes defended and three INTs for his career...In 2017, named a consensus All-American, including first-team honors from the *Football Writers Association of America*, and first-team All-Atlantic Coast Conference after starting all 12 games and posting 84 tackles, 5.5 tackles for loss, two INTs, 13 passes defended and a sack...Added a blocked kick in 2017, preserving a win against Syracuse by getting a piece of the game-tying field goal attempt at the end of regulation...Twice named ACC Defensive Player of the Week in his career...As a freshman in 2015, named the Seminoles' Defensive Most Valuable Player and shared the Hinesman Team MVP with DE DeMarcus Walker...Named third-team ACC by media members and was a Freshman All-American from *Sporting News* and *USA Today*...Recorded 91 tackles, 9.5 tackles for loss, 4.5 sacks, five passes defended and forced two fumbles as a freshman, good for the third-most tackles by a freshman in school history.

**PERSONAL:** Given name Derwin Alonzo James Jr. ...Born in Winter Haven, Fla. ...Has a son, Derwin James III...Participated in Relay for Life in college...Former Tampa Bay RB Mike James is a cousin...Enjoys playing Madden in his spare time...Studied criminology at Florida State...  
**High School:** Played at Haines City (Fla.) High as a junior and senior after transferring from Auburndale (Fla.) High...Ranked as a five-star recruit and the top safety in the nation by ESPN, Rivals.com and Scout.com...Participated in the 2015 Under Armour All-America Game and helped Team Highlight to a 46-6 victory...Led Haines City as a senior with 94 tackles and four INTs...Added 11 receptions for 181 yards (16.5 avg.) and two TDs in 2014...Named first-team All-State and second-team American Family Insurance All-USA as a senior...Lettered four years in basketball and four years in football.

### DERWIN JAMES JR. NFL STATISTICS

Year	Team	GP	GS	-- Tackles --					Yds	TFL	-- Interceptions --					-- Fumbles --		
				Total	Solo	Asst	Sacks				No.	Yds	Lg	TD	PD	FF	FR	Yds
2018	Los Angeles Chargers	16	16	105	75	30	3.5	17	4	3	30	23	0	13	0	0	0	
2019	Los Angeles Chargers	5	5	34	23	11	0.0	0	3	0	0	—	0	1	0	0	0	
2021	Los Angeles Chargers	15	15	118	75	43	2.0	12.5	7	2	20	15	0	5	3	0	0	
2022	Los Angeles Chargers	14	14	115	64	51	4.0	33	5	2	0	0	0	6	2	0	0	
<b>NFL Totals</b>		<b>50</b>	<b>50</b>	<b>372</b>	<b>237</b>	<b>135</b>	<b>9.5</b>	<b>62.5</b>	<b>19</b>	<b>7</b>	<b>50</b>	<b>23</b>	<b>0</b>	<b>25</b>	<b>5</b>	<b>0</b>	<b>0</b>	
Year	Team	GP	GS	-- Tackles --					Yds	TFL	-- Interceptions --					-- Fumbles --		
				Total	Solo	Asst	Sacks				No.	Yds	Lg	TD	PD	FF	FR	Yds
2018	Los Angeles Chargers	2	2	14	10	4	0.0	0	3	0	0	—	0	0	0	0	0	
2022	Los Angeles Chargers	1	1	9	6	3	0.0	0	0	0	0	—	0	0	0	0	0	
<b>Postseason Totals</b>		<b>3</b>	<b>3</b>	<b>23</b>	<b>16</b>	<b>7</b>	<b>0.0</b>	<b>0</b>	<b>3</b>	<b>0</b>	<b>0</b>	<b>—</b>	<b>0</b>	<b>0</b>	<b>0</b>	<b>0</b>	<b>0</b>	

### CAREER TRANSACTIONS

- 2018** Selected by Los Angeles Chargers in the first round (17th overall) of NFL Draft, April 26... Signed rookie contract, June 4.
- 2019** Placed on Reserve/Injured (foot), Sept. 2... Designated for return from Reserve/Injured, Nov. 25...Activated from Reserve/Injured; Designated for Return, Nov. 30.
- 2020** Placed on Reserve/Injured (knee), Sept. 5... Placed on Reserve/COVID-19, Dec. 15.
- 2021** Activated from Reserve/COVID-19, Jan. 7... Had fifth-year team option exercised on rookie contract by Chargers, April 30.
- 2022** Signed contract extension, Aug. 17.

# AUSTIN JOHNSON 98

DEFENSIVE LINEMAN | PENN STATE

6-4 | 314 lbs | GALLOWAY, N.J.

ACQUIRED: UFA (NYG) — 2022

EXPERIENCE: 8TH NFL SEASON

2ND YEAR WITH CHARGERS



## CAREER HIGHLIGHTS

- ▶ Since entering the NFL in 2016, has appeared in 99 regular-season games, including 38 starts, and has totaled 194 tackles (100 solo), eight sacks, 15 tackles for loss, 16 quarterback hits and eight passes defensed, adding one forced fumble in 2020 and one fumble recovery in 2021.
- ▶ Has appeared in five postseason contests (one start), notching three tackles (two solo), one of which registered as a tackle for loss.

**2022:** Prior to being placed on Reserve/Injured following Week 9, started all eight appearances along the defensive front, totaling 22 tackles (16 solo), a 10-yard sack, three tackles for loss and a pass defensed...In his first start as a member of the Chargers, anchored a defensive front that totaled six sacks and contributed to three takeaways as a defensive unit...Registered first sack with the Bolts in Week 7, notching a third-down takedown of Seahawks QB Geno Smith... Also set a season-high with five tackles (three solo) in the contest...**vs. Las Vegas (Sept. 11):** Opened the season with a start at DL, securing one solo stop in run support and a pass deflection in the fourth quarter, which led to a third-and-short and an eventual fourth down and turnover on downs...Added a pass defensed after batting down a pass from QB Derek Carr in the fourth quarter...**at Kansas City (Sept. 15):** Contributed in run support and supported a defensive unit that held the Chiefs to just seven first downs gained in the opening half...Totaled one tackle...**vs. Jacksonville (Sept. 25):** Logged a solo stop in run support in the fourth quarter...**at Houston (Oct. 2):** Logged a season-high three solo stops in run support...**at Cleveland (Oct. 9):** Matched his Week 4 output with a season-best three solo tackles...**vs. Denver (Oct. 17):** Collected a season-high four tackles (three solo) in run support, including a tackle for loss in the fourth quarter...Dropped RB Latavius Murray behind the line of scrimmage on first down to put the Broncos behind the chains, leading to an eventual Denver punt...Supported a defensive

unit that allowed a season-low 13 total first downs and held the Broncos' offense to -9 net passing yards in the second half and overtime...**vs. Seattle (Oct. 23):** Recorded a season-high five tackles (three solo), including a 10-yard sack and two tackles for loss...On third-and-nine late in the third quarter, dropped Geno Smith to force Seattle to settle for a field goal...The sack marked the eighth of his career and first as a member of the Chargers...**at Atlanta (Nov. 6):** Collected three tackles (two solo) in the winning effort...Supported a defense that held the Falcons to 114 net passing yards in the game.

**2021:** Started all 17 games on the defensive line for New York, finishing the year with 72 total tackles (31 solo), 3.5 sacks, one pass defensed, seven quarterback hits and six tackles for loss... Set career-high marks in tackles (72), sacks (3.5), quarterback hits (seven) and tackles for loss (six), while registering his first career fumble recovery...Ranked fourth on the Giants with 4.5 sacks...**vs. Denver (Sept. 12):** Opened the season with five tackles (two solo) and a sack in the season opener...Dropped QB Teddy Bridgewater to log his first sack of the veteran signal-caller...**vs. Atlanta (Sept. 26):** Sacked QB Matt Ryan for the first time in his career, taking down Ryan in the fourth quarter...Finished the game with five tackles (two solo)...**at New Orleans (Oct. 3):** Set a season-best figure with six tackles (two solo), helping the Giants secure their first win of the season...**at Dallas (Oct. 10):** The following week, collected first sack of Cowboys QB Dak Prescott, dropping Prescott for a loss of nine yards in the third quarter...**vs. L.A. Rams (Oct. 17):** Matched a season-high with six tackles...**vs. Philadelphia (Nov. 28):** Early in the fourth quarter, split a sack of QB Jalen Hurts, taking his season total to 3.5 opposing quarterback takedowns...**at L.A. Chargers (Dec. 12):** Matched his season-high mark of six tackles (three solo) in a road loss to the Chargers...**Dallas (Dec. 19):** Landed on a Dak Prescott fumble to collect the first fumble recovery of his career...Finished the game with two tackles (one solo)...**vs. Washington (Jan. 9):** Closed out the season with four tackles (one solo) against New York's division foe.

**2020:** In his first season with the Giants, saw action in all 16 games for New York, accounting for 18 tackles (eight solo), one sack, two tackles for loss and one forced fumble...Also dropped a reserve role...**at L.A. Rams (Oct. 4):** Jarred the ball loose from TE Gerald Everett in coverage, notching first career forced fumble...Also dropped QB Jared Goff late in the first half to register his first sack of the 2020 slate...Finished the game with two solo stops, including the sack, and a forced fumble...**at Philadelphia (Oct. 22):** Batted a ball away from WR Richard Rodgers while in coverage, forcing an incompletion...**vs. Cleveland (Dec. 20):** Amassed a season-high three tackles (two solo), including a drop of RB Kareem Hunt behind the line of scrimmage to notch a tackle for loss.

**2019:** Saw action in all 16 regular-season games for Tennessee, receiving the starting nod in Week 16...Tallied 23 tackles (11 solo), one tackle for loss and one pass defended...Appeared in all three postseason contests, securing one solo stop in the Wild Card Round win at New England...**at Cleveland (Sept. 8):** Opened the year with three tackles (two solo) in a season-opening win against the Browns...**at Carolina (Nov. 3):** Secured a season-high four tackles and one pass defended...Broke up a short pass intended for WR DJ Moore on second-and-nine in the fourth quarter, helping lead to a punt two plays later...**at Indianapolis (Dec. 1):** Provided special teams support, blocking his first career field goal... Added two solo stops...**at New Orleans (Dec. 22):** Started at NT, amassing three tackles (two solo)...**at New England (AFC Wild Card, Jan. 4):** Totaled one solo stop in the win at New England.

**2018:** Started a then-career-best nine outings, participating in all 16...Collected 22 tackles (13 solo), one sack and two passes defended...**at Buffalo (Oct. 7):** Started at NT and amassed a then-career-best four solo stops...**vs. Baltimore (Oct. 14):** Tallied two tackles (one solo) and a pass defended in coverage of FB Nick Boyle in the flat, forcing an incompletion...**at Dallas (Nov. 5):** Started at NT and dropped QB Dak Prescott for a loss of six yards in the third quarter to notch his first sack of the season, forcing a third-and-16 and ensuing Cowboys punt...**vs. New England (Nov. 11):** Secured three tackles (one solo)...**at Indianapolis (Nov. 18):** Accounted for one solo stop and a second-quarter pass defended, batting down a QB Andrew Luck pass in the second quarter...**vs. Jacksonville (Dec. 6):** Registered two tackles (one solo) in the home divisional win.

**2017:** Saw action in all 16 regular-season games, starting three of Tennessee's final four outings, and secured 23 tackles (14 solo), one sack and one pass defended...Appeared in both postseason games, starting the Wild Card Round win at Kansas City and securing two solo tackles, including a tackle for loss, in the Divisional Round against New England...Secured first career full sack in Week 13 by dropping Texans QB Tom Savage...**at Houston (Oct. 1):** Collected first tackle for loss of the season on second-and-five in the third quarter, taking down RB D'Onta Foreman for a loss of one yard, forcing a third-and-six and eventual punt...**at Houston (Dec. 3):** Set a then-career-high with five tackles (four solo), including a sack of QB Tom Savage, the first full sack of his career...**at Arizona (Dec. 10):** In his first career start, began the game at DE and totaled one tackle on a rush attempt...**vs. Jacksonville (Dec. 31):** Closed out the regular season with one tackle and one pass defended in his third start of the slate...Deflected a short pass from QB Blake Bortles, intended for WR Dede Westbrook late in the third quarter to log his second career pass defended...**at Kansas City (Wild Card, Jan. 6):** Started at DE, securing two tackles in the winning effort, his first postseason appearance...**at New England (Divisional, Jan. 13):** Notched two solo stops, including a drop of RB Dion Lewis behind the line of scrimmage on a screen pass...Late in the third quarter, batted down a QB Tom Brady pass attempt at the line of scrimmage, which was intended for TE Rob Gronkowski, to secure his first pass defended of his postseason career.

**2016:** As a rookie, played in 10 outings for the Titans in a reserve role, registering 14 tackles (seven solo), 0.5 sacks, one tackle for loss and one pass defended...Inactive for six contests...**vs. Minnesota (Sept. 11):** In his NFL debut, totaled one tackle, bringing down Vikings RB Adrian Peterson in the fourth quarter...**at Miami (Oct. 9):** On the first play from scrimmage of the fourth quarter, dropped RB Jay Ajayi for a loss of five yards to log his first career tackle for loss...Added a pass defended in coverage of TE Dion Sims in the second quarter...**at Indianapolis (Nov. 20):** Took part in a sack of QB Andrew Luck in the fourth quarter, gaining 0.5 sack and securing his first career quarterback takedown...**at Kansas City (Dec. 18):** Amassed a season-high four tackles (two solo) in the road win against the Chiefs, all of which occurred on run downs.



**COLLEGE:** Started 28-of-38 career games over three seasons of action (2013-15) at Penn State, including all 26 over his final two seasons, after red-shirting in 2012...Amassed 154 career tackles, 8.5 sacks, 24 tackles for loss, eight passes defended, one forced fumble and four fumble recoveries, one of which went for a touchdown...Named second-team All-Big Ten by the conference's media and third-team by the league's coaches in 2015 after ranking second on the team with 15 tackles for loss and 6.5 sacks... Accounted for 78 tackles in 2015, the most by a Penn State defensive lineman since 2002.

**PERSONAL:** Given name Austin Hunter Johnson...Born in Galloway, N.J. ...Wife, Danika, is a former MVP of the Legends Football League and previously served as the general manager of the LFL's Nashville Knights...The pair have one daughter, Kailaya...Graduated from Penn State with a bachelor's degree in journalism...  
**High School:** Graduated St. Augustine Prep in Richland, N.J. ...A two-time team captain, was named All-New Jersey, All-South Jersey and All-Cape-Atlantic League following his final prep season in 2011...Also played basketball and was named Cape-Atlantic Player of the Year following his senior season...Helped lead the Hermits to the NJSIAA Non-Public Group A State Championship during his junior season.

**AUSTIN JOHNSON NFL STATISTICS**

Year	Team	GP	GS	- Tackles -					- Interceptions -					- Fumbles -			
				Total	Solo	Asst	Sacks	Yds	TFL	No.	Yds	Lg	TD	PD	FF	FR	Yds
2016	Tennessee	10	0	14	7	7	0.5	3	1	0	0	-	0	1	0	0	0
2017	Tennessee	16	3	23	14	9	1.0	0	1	0	0	-	0	1	0	0	0
2018	Tennessee	16	9	22	13	9	1.0	6	1	0	0	-	0	2	0	0	0
2019	Tennessee	16	1	23	11	12	0.0	0	1	0	0	-	0	1	0	0	0
2020	New York Giants	16	0	18	8	10	1.0	8	2	0	0	-	0	1	1	0	0
2021	New York Giants	17	17	72	31	41	3.5	23.5	6	0	0	-	0	1	0	1	0
2022	Los Angeles Chargers	8	8	22	16	6	1.0	10	3	0	0	-	0	1	0	0	0
<b>NFL Totals</b>		<b>99</b>	<b>38</b>	<b>194</b>	<b>100</b>	<b>94</b>	<b>8.5</b>	<b>50.5</b>	<b>15</b>	<b>0</b>	<b>0</b>	<b>-</b>	<b>0</b>	<b>8</b>	<b>1</b>	<b>1</b>	<b>0</b>

Year	Team	GP	GS	- Tackles -					- Interceptions -					- Fumbles -			
				Total	Solo	Asst	Sacks	Yds	TFL	No.	Yds	Lg	TD	PD	FF	FR	Yds
2017	Tennessee	2	1	4	2	2	0.0	0	1	0	0	-	0	1	0	0	0
2019	Tennessee	3	0	1	1	0	0.0	0	0	0	0	-	0	0	0	0	0
<b>Postseason Totals</b>		<b>5</b>	<b>1</b>	<b>5</b>	<b>3</b>	<b>2</b>	<b>0.0</b>	<b>0</b>	<b>1</b>	<b>0</b>	<b>0</b>	<b>-</b>	<b>0</b>	<b>1</b>	<b>0</b>	<b>0</b>	<b>0</b>

**CAREER TRANSACTIONS**

- 2016** Selected by Tennessee Titans in the second round (43rd overall) of the NFL Draft, April 29...Signed rookie contract, May 9.
- 2020** Signed by New York Giants as unrestricted free agent, March 26.
- 2022** Signed by Los Angeles Chargers as unrestricted free agent, March 18...Placed on Reserve/Injured (knee), Nov. 9.



# ZION JOHNSON **77**

GUARD | BOSTON COLLEGE

6-2 | 312 lbs | BOWIE, MD.

ACQUIRED: DRAFT 1 — 2022

EXPERIENCE: 2ND NFL SEASON

2ND YEAR WITH CHARGERS

## CAREER HIGHLIGHTS

- ▶ *Earned All-Rookie honors from the Professional Football Writers of America following a rookie campaign that saw him start every game on an offense that ranked No. 9 in total offense and third in passing offense.*
- ▶ *Started all 18 games as rookie (17 regular season, one postseason), the most combined games started by a Chargers rookie offensive lineman in history.*

**2022:** Started at RG in all 17 games of his rookie season...Contributed to an offensive line that had allowed 10 sacks through the first eight games of the season, which was the lowest mark allowed by an offensive line in the NFL through Week 9...Started at RG For the teams AFC Wild Card game against the Jacksonville Jaguars...**Awards:** *Professional Football Writers of America All-Rookie (G)*...Pro Football Focus All-Rookie (RG)...Pro Football Journal First-Team All-Rookie (G)...**vs. Las Vegas (Sept. 11):** Started at RG and helped the offensive line to not surrender a sack on the day...Kept QB Justin Herbert upright as the signal-caller produced the fourth-best passer-rating (129.4) by a Chargers QB in a season opener in franchise history...Protected Herbert as he collected his 80th career total TD, doing so in his 33rd career game, the second-fastest by any player in league annals...**at Kansas City (Sept. 15):** Started at RG...Protected Justin Herbert as he threw for 334 yards and three scores, extending his passing TD streak to 23 games, the second-longest active streak in the NFL and tied for the third-longest in Chargers history...**vs. Jacksonville (Sept. 25):** Started at RG and blocked for Justin Herbert to help him surpass 900-career completions and 10,000-career passing yards...**at Houston (Oct. 2):** Started at RG and helped block RB Austin Ekeler en route to his fourth career three-TD game...Protected Justin Herbert to help him achieve eclipse 300 passing yards for the 19th time in his career, tying QB Andrew Luck for most such games through three seasons in NFL history...Helped the offense collect 27

## HONORS AND AWARDS

**2022:** *Professional Football Writers of America All-Rookie (G)*

points in the first half, which were the most by the Chargers in the first half since 2018...**at Cleveland (Oct. 9):** Started at RG, blocking for Austin Ekeler en route to a career-high 173 rushing yards and his 50th career scrimmage TD...Also helped Ekeler become the first running back in the common draft era (since 1967) to record multiple receiving TDs in each of the first six seasons of a career...Protected Justin Herbert in his 26th consecutive game with a TD pass...**vs. Denver (Oct. 17):** Blocked for Justin Herbert as the starting RG to become the fastest player in NFL history to complete 1,000 passes, doing so in 38 games...**vs. Seattle (Oct. 23):** Protected Justin Herbert en route to throwing his 80th career TD in his 39th career game, becoming the fourth player in league history to throw at least 80 TDs within a player's first 40 games...**at Atlanta (Nov. 6):** Helped the offensive line allow zero sacks for the second time of the season...Protected Justin Herbert en route to setting the record for most completed passes in a player's first three seasons in NFL history, passing Andrew Luck's mark of 1,062 completions in the fourth quarter...**at San Francisco (Nov. 13):** Started at RG and appeared in all 58 offensive snaps...**vs. Kansas City (Nov. 20):** Kept Justin Herbert upright to surpass 12,000 career passing yards in his 42nd career game, becoming the second-fastest QB in NFL history to pass that mark...**at Arizona (Nov. 27):** Helped block for Justin Herbert to help him tally the second-most TD passes and passing yards through a player's first three seasons in NFL history...**at Las Vegas (Dec. 4):** Protected Justin Herbert on his way to throw for over 300 yards for the 20th time in his career, the most by a QB through a player's first three professional seasons in NFL history...**vs. Miami (Dec. 11):** Helped Justin Herbert set the NFL record for most passing yards (13,056) by a QB through their first three seasons, passing

Andrew Luck...**vs. Tennessee (Dec. 18):** Part of a line that kept Justin Herbert upright to surpass 4,000 passing yards on the season, becoming the first QB in NFL history to have three-straight seasons of at least 4,000 passing yards to start a career...**at Indianapolis (Dec. 26):** Blocked for Austin Ekeler to run in a pair of TDs, reaching a league-best 16 scrimmage scores through the first 16 weeks of the season...**vs. L.A. Rams (Jan. 1):** Started at RG and contributed to an offensive line that didn't allow a sack...Helped the offensive line block for Austin Ekeler's two rushing TDs, a 72-yard score...Protected Justin Herbert surpass 100 combined TDs, tied for the most through a player's first three seasons in NFL history...**at Denver (Jan. 8):** Protected Justin Herbert to throw a TD, marking his 45th career game with a TD pass, setting the NFL record for the most games with a passing score in the first three seasons of a career...Herbert also set the all-time mark for combined scores in the first three seasons of a career, reaching 102 to pass Hall of Fame QB Dan Marino (100)...**at Jacksonville (AFC Wild Card, Jan. 14):** Started the game at RG and appeared in all 70 snaps on offense...Helped the offense accrue 17 points in the first quarter, the third-most points in a single quarter in Chargers playoff history...Helped the offense total 27 points in the first half, the second-most ever in a Chargers playoff game.

**COLLEGE:** Finished his college career at Boston College, playing his final three seasons (2019-21) for the Eagles...Transferred to Boston College after spending the two years (2017-18) at Davidson...A team captain each of his final two years for the Eagles, he was named a first-team All-America as a senior by *The Associated Press*, ESPN.com, *USA Today* and Walter Camp... Also a first-team All-Atlantic Coast Conference selection following the 2021 season...Started 11-of-12 games at LG as a senior and all 11 games at LT as a junior...Named third-team All-ACC in 2020 and was a second-team All-ACC selection in 2019...Twice earned ACC Offensive Lineman of the Week, both during his first season at Boston College...At Davidson in 2018, was a first-team All-Pioneer Football League selection after starting 10 games at RT and one at LT.

**PERSONAL:** Given name Zion Johnson...First name is pronounced ZEYE-uhn...Born in Bowie, Md. ...Was high school teammates with Vikings T Christian Darrisaw, as the pair bookended the Riverdale Baptist School offensive line at the tackle positions...Grew up playing golf and did not begin playing football until his junior year of high school...Son of Tammie Edwards...Graduated from Boston College with a bachelor's degree in computer science and a master's degree in cybersecurity policy and governance...**High School:** Attended Riverdale Baptist School in Upper Marlboro, Md. ...Earned the team's Coaches Award in 2016 after being named the program's Most Improved Player in 2015, his first season playing football.

### ZION JOHNSON NFL GAMES

Year	Team	GP	GS
2022	Los Angeles Chargers	17	17
<b>NFL Totals</b>		<b>17</b>	<b>17</b>

### POSTSEASON

Year	Team	GP	GS
2022	Los Angeles Chargers	1	1
<b>Postseason Totals</b>		<b>1</b>	<b>1</b>

### CAREER TRANSACTIONS

- 2022** Selected by Los Angeles Chargers in the first round (17th overall) of NFL Draft, April 28... Signed rookie contract, May 31.



# SEBASTIAN JOSEPH-DAY ⚡ 51

DEFENSIVE LINEMAN | **RUTGERS**

6-4 | 310 lbs | STROUDSBURG, PA.

ACQUIRED: UFA (LAR) — 2022

EXPERIENCE: 6TH NFL SEASON

2ND YEAR WITH CHARGERS

## CAREER HIGHLIGHTS

- ▶ Recorded the most productive seasons of his career in his two years with Head Coach Brandon Staley (2022 with Chargers and 2020 with Rams), totaling 111 tackles (62 solo), three sacks, 10 tackles for loss and 10 quarterback hits.
- ▶ Had a career year in 2022, setting career highs in tackles (56), tackles for loss (nine), quarterback hits (six) and his first career interception and fumble recovery.
- ▶ Ranked tied for No. 2 with nine tackles for loss in 2022 among AFC interior defensive linemen, good for the most tackles for loss by a Chargers interior defensive lineman since at least 2008 when the stat began being tracked officially.
- ▶ Returned from injured reserve to contribute on a Rams defensive line in Super Bowl LVI, helping the team defeat Cincinnati.

**2022:** Started 16 games along the defensive front, totaling a career-high 56 tackles (25 solo), including eight tackles for loss, two sacks, an INT, a forced fumble and a fumble recovery... Became the first interior DL since 2010 to have 50 tackles, eight tackles for loss and an INT in a single season... Notched three tackles, including a half-sack and pass defended, in the AFC Wild Card Round... **vs. Las Vegas (Sept. 11):** Stood stout along the defensive front that logged six sacks and nine total QB hits in the season-opening win over the Raiders... **at Kansas City (Sept. 15):** Supplied four tackles (two solo), three of which in occurred in run support... Contributed to a defensive unit that held the Chiefs to just seven first downs gained in the first half... **vs. Jacksonville (Sept. 25):** Registered seven tackles (four solo) and a tackle for loss... Dropped RB Travis Etienne for a loss of four yards in the fourth quarter... **at Houston (Oct. 2):** Logged three solo stops, including a six-yard sack on third down in the fourth quarter to force a fourth-and-long, which led to a Chargers INT... Provided two solo stops in run support... **at Cleveland (Oct. 9):** Supplied five tackles (one solo) in run support in the road victory...

## HONORS AND AWARDS

**2021:** Super Bowl LVI Champion

**vs. Denver (Oct. 17):** Logged two tackles (one solo) in run support... Supported a defensive unit that allowed a season-low 13 total first downs and held the Broncos' offense to -9 net passing yards in the second half and overtime... **vs. Seattle (Oct. 23):** Collected four tackles (two solo), including the fourth-quarter stop of RB Kenneth Walker III behind the goal line to register a safety... Partnered with LB Troy Reeder on the safety, registering the first of the season for the Bolts and first safety by a Chargers defensive unit since the 2020 season finale... **at Atlanta (Nov. 6):** Recorded two tackles (one solo), supporting a defense that held the Falcons to 114 net passing yards in the game... **at San Francisco (Nov. 13):** Collected four tackles, including three solo in run support, two of which registered as tackles for loss... The latter of his two tackles for loss came on third-and-one on San Francisco's final offensive drive from one-yard line, stuffing a potential rushing TD... **vs. Kansas City (Nov. 20):** Tallied four tackles (one solo), adding a forced fumble of QB Patrick Mahomes on a scramble, his first forced fumble since 2020 and first as a member of the Chargers... **at Arizona (Nov. 27):** Collected two solo tackles and a fumble recovery in the road win... On Arizona's opening drive, landed on a fumble caused by S Derwin James Jr., to corral his first career fumble recovery... **at Las Vegas (Dec. 4):** Provided five tackles (one solo), primarily contributing in run support... Logged a QB hit on QB Derek Carr on first in the fourth quarter, helping lead to an eventual Raiders punt... **vs. Miami (Dec. 11):** Inactive (knee)... **vs. Tennessee (Dec. 18):** Totaled five tackles (three solo), three of which occurred in the first quarter and one registered as a tackle for loss... Anchored a defense that allowed just one third-down conversion in the first three quarters and didn't allow a point in the first quarter for the third-straight week... **at Indianapolis (Dec. 26):** Totaled two tackles (one solo) while helping the unit tally three INTs, seven sacks, and allowing zero third-down conversions on 10 attempts, becoming the eighth defense in the last 30 seasons to tally at least seven sacks and allow

zero third-down conversions in a single game... Also helped the unit to not allow a first quarter point for the fourth-straight week...**vs. L.A. Rams (Jan. 1):** Totaled four tackles (two solo), including a sack, in his first game against his former team...On third-and-nine in the fourth quarter, dropped QB Baker Mayfield for a loss of 10 yards, registering his second sack of the season...Contributed to a defense that allowed just 111 net passing yards, the second-fewest allowed in a single game to that point...**at Denver (Jan. 8):** Closed out the regular season with his first career INT, adding one tackle... In the third quarter, hauled-in a deflection caused by OLB Kyle Van Noy to log his first career pick, returning the takeaway four yards... With the INT, became the first interior DL since 2010 to have 50 tackles, eight tackles for loss and an INT in a single season...**at Jacksonville (AFC Wild Card, Jan. 14):** Tallied three tackles (one solo), including a half-sack, along with a pass defended...Partnered with LB Kenneth Murray Jr., in the first quarter to drop QB Trevor Lawrence, logging the postseason takedown... Notched a pass defended after deflecting a pass that eventually led to LB Drue Tranquill's interception...Aided a defense that did not allow a single third-down conversion in the first half, the first defense to do so in a playoff game since at least 2000, and held the Jaguars to a franchise playoff-best two-for-10 (20.0 pct.) on third down in the game...The unit collected 13 passes defended in the game, the most by any team in the NFL in a single playoff game since the 2016 postseason, and three first-quarter INTs, the most by any team in a single playoff game in the last 30 years.

**2021:** Started all seven appearances before suffering a pectoral injury and being subsequently placed on Reserve/Injured...Ultimately, activated off of Reserve/Injured in time for Super Bowl LVI, aiding in the Rams' win over the Bengals to claim the franchise's second world championship... Over seven starts, posted 38 tackles (23 solo) and a career-high three sacks, helping the Rams start the season with a 6-1 mark...**at Indianapolis (Sept. 19):** Collected a career-high nine tackles (six solo) and brought down QB Carson Wentz to tally his first sack of the season...**vs. Arizona (Oct. 3):** Amassed eight tackles (seven solo) in the divisional bout, including a sack of QB Kyler Murray on a third-and-nine in the third quarter — his second-career sack of the Arizona signal-caller...**vs. Detroit (Oct. 24):** Notched five tackles (three solo) and a sack of his former teammate, Lions QB Jared Goff, in the third quarter to take his season total to a career-best three sacks... **at Houston (Oct. 31):** Inactive (pectoral)...**vs. Cincinnati (Super Bowl LVI, Feb. 13):** Activated off of Reserve/Injured and supported the defensive front in the championship bout.

## BEYOND THE BOLT



*Joseph-Day is a co-host of a podcast with boxing legend Mike Tyson. On the podcast, 'Hotboxin' with Mike Tyson, Joseph-Day and Tyson have interviewed Ne-Yo, Hasbulla, The Undertaker, Terrell Owens, T-Pain and Tony Hawk, among others.*

*On top of his podcast with Mike Tyson, Joseph-Day — who's nickname is 'Bash' — has hosted a digital series called 'Dine N Bash.' The show combines his passion for food and culture, highlighting local Los Angeles restaurants and sharing their origin stories, top dishes and what makes them unique. Joseph-Day began the show during the COVID-19 pandemic as a way to showcase local businesses.*

**2020:** Started all 16 regular-season games along the defensive front for the NFL's top-ranked total defense (281.9 yards allowed per game) and No. 1-ranked scoring defense (18.5 points per game allowed)...Totaled a career-best 55 tackles (35 solo) to go along with one sack and one forced fumble in the regular season...Added eight tackles (two solo) in two postseason starting nods...**vs. Dallas (Sept. 13):** Opened the season with three tackles (two solo) in a win over the Cowboys...**at San Francisco (Oct. 28):** Landed a season-high two quarterback hits on 49ers signal-caller Jimmy Garoppolo... Finished the road divisional contest with three tackles (two solo)...**at Miami (Nov. 1):** Amassed a then-season-high five tackles three solo...**vs. San Francisco (Nov. 29):** Set a new season-best mark of seven tackles (four solo)...Late in the first quarter, stripped the ball away from Jeff Wilson Jr., to cause first career forced fumble... **vs. N.Y. Jets (Dec. 20):** Matched season-high collection of seven tackles (four solo)...**at Seattle (Dec. 27):** Late in the first quarter, dropped QB Russell Wilson for a loss of 10 yards for his first takedown of the former Seahawks signal-caller... **at Seattle (NFC Wild Card, Jan. 9):** Logged two tackles in his postseason debut, helping the Rams defeat the NFC West-foe Seahawks and advance to the NFC Divisional Round...**at Green Bay (NFC Divisional, Jan. 16):** Posted six tackles (two solo) in the postseason bout at Green Bay.



**2019:** In his first full season of action, started 15-of-16 appearances for the Rams, amassing 44 tackles (25 solo), two sacks, five tackles for loss and one pass defended...**vs. Tampa Bay (Sept. 29):** Notched three solo stops, including a drop of QB Jameis Winston for a loss of three yards to register his first career quarterback sack...Also dropped RB Ronald Jones II for a loss of two yards on a rush attempt to log an extra tackle for loss, taking his total to two for the game...**vs. San Francisco (Oct. 13):** Logged six tackles for the second-straight week, five of which were solo...Stopped RB Tevin Coleman behind the line of scrimmage for his third tackle for loss of the season...**at Arizona (Dec. 1):** Brought down QB Kyler Murray for the first of two occasions over his career, helping the Rams defense hold Arizona's offense to just seven points scored in a winning effort over a divisional foe...**at San Francisco (Dec. 21):** Notched fifth tackle for loss of the season on a run stop of RB Raheem Mostert in the third quarter...Finished the game with four tackles (two solo).

**2018:** After being selected in the sixth round of the 2018 NFL Draft, spent the duration of the regular season and postseason on the active roster, being listed as inactive for all 16 regular-season contests and three postseason outings.

**COLLEGE:** Appeared in 50 games over five seasons at Rutgers (2013-17), including 49 in-a-row after redshirting in 2013...As a senior in 2017, started all 12 games at nose tackle, earning Honorable Mention All-Big Ten Conference recognition by the league's coaches and added the Homer Hazel Award (Team Most Valuable Player) to his trophy case...Totaled 41 tackles with 4.5 for a loss, 1.5 sacks, one pass batted down, one forced fumble one blocked field goal in his final collegiate season...Received Academic All-Big Ten acknowledgement following each of his final three years...Earned his bachelor's degree in journalism and media studies and worked toward a graduate degree in labor studies during his final season at Rutgers.

**PERSONAL:** Given name Sebastian Joseph-Day...Born in Stroudsburg, Pa. ...**High School:** Graduated from Stroudsburg (Pa.) High, where he helped lead the Mountaineers to back-to-back Mountain Valley Conference titles in each of his final two seasons...Totaled 17 tackles for loss and two forced fumbles as a senior in 2012 after totaling six sacks as a junior in 2011... Participated in the Chesapeake Bowl, which is a senior-only high school all-star game presented by the Mid Atlantic Football Foundation and the Maryland Sports Commission.

## SEBASTIAN JOSEPH-DAY NFL STATISTICS

Year	Team	GP	GS	— Tackles —					Yds	TFL	— Interceptions —					— Fumbles —		
				Total	Solo	Asst	Sacks				No.	Yds	Lg	TD	PD	FF	FR	Yds
2019	Los Angeles Rams	16	15	44	25	19	2.0	10	5	0	0	—	0	1	0	0	0	
2020	Los Angeles Rams	16	16	55	35	20	1.0	10	1	0	0	—	0	3	1	0	0	
2021	Los Angeles Rams	7	7	38	23	15	3.0	18	3	0	0	—	0	0	0	0	0	
2022	Los Angeles Chargers	16	16	56	27	29	2.0	16	9	1	4	4	0	1	1	1	0	
<b>NFL Totals</b>		<b>55</b>	<b>54</b>	<b>193</b>	<b>110</b>	<b>83</b>	<b>8.0</b>	<b>54</b>	<b>18</b>	<b>1</b>	<b>4</b>	<b>4</b>	<b>0</b>	<b>5</b>	<b>2</b>	<b>1</b>	<b>0</b>	

Year	Team	GP	GS	— Tackles —					Yds	TFL	— Interceptions —					— Fumbles —		
				Total	Solo	Asst	Sacks				No.	Yds	Lg	TD	PD	FF	FR	Yds
2020	Los Angeles Rams	2	2	8	2	6	0.0	0	0	0	0	—	0	0	0	0	0	
2021	Los Angeles Rams	1	0	0	0	0	0.0	0	0	0	0	—	0	0	0	0	0	
2022	Los Angeles Chargers	1	1	3	1	2	0.5	3	0	0	0	—	0	1	0	0	0	
<b>Postseason Totals</b>		<b>4</b>	<b>3</b>	<b>11</b>	<b>3</b>	<b>8</b>	<b>0.5</b>	<b>3</b>	<b>0</b>	<b>0</b>	<b>0</b>	<b>—</b>	<b>0</b>	<b>1</b>	<b>0</b>	<b>0</b>	<b>0</b>	

## CAREER TRANSACTIONS

- 2018** Selected by Los Angeles Rams in the sixth round (195th overall) of NFL Draft, April 28... Signed rookie contract, June 9.
- 2021** Placed on Reserve/Injured (chest), Nov. 5...Placed on Reserve/COVID-19, Dec. 14... Activated from Reserve/COVID-19, Dec. 22.
- 2022** Designated for return from Reserve/Injured, Jan. 21...Activated from Reserve/Injured; Designated for Return, Feb. 11...Signed by Los Angeles Chargers as unrestricted free agent, March 16.

# JOSHUA KELLEY ⚡ 25

**RUNNING BACK | UCLA**

5-11 | 212 lbs | LANCASTER, CALIF.

ACQUIRED: DRAFT 4 — 2020

EXPERIENCE: 4TH NFL SEASON

4TH YEAR WITH CHARGERS



## CAREER HIGHLIGHTS

- ▶ *Made his first career start in the Week 15 victory over Tennessee, opening the scoring with a one-yard touchdown run in the first quarter.*
- ▶ *Found the end zone in the 2020 season opener at Cincinnati to become the first Chargers RB since LaDainian Tomlinson in 2001 to log a rushing score in their NFL debut.*

**2022:** Played in 13 games and made one start for the Chargers in 2022...Also appeared in the team's postseason contest at Jacksonville...Tallied 287 rushing yards on 69 attempts (4.2 avg.), two TDs and a long of 22 yards, adding 101 receiving yards on 14 receptions (7.2 avg.)...Placed on Reserve/Injured prior to Week 7 and returned to action in Week 12...**vs. Las Vegas (Sept. 11):** Accounted for 21 yards on the ground on four carries (5.3 avg.), adding two receptions for 14 yards (7.0 avg.) through the air for a total of 35 yards from scrimmage...On six touches, reached the line-to-gain for a first down on three occasions...On special teams, added one kickoff return for 15 yards...**at Kansas City (Sept. 15):** Compiled 22 rushing yards on four attempts (5.5 avg.), adding a three-yard reception...The 5.5 yards-per-carry was the highest on the team and is the highest in his career when he received at least four rushing attempts...**vs. Jacksonville (Sept. 25):** Carried the ball once and added two receptions for six yards (3.0

avg.)...**at Houston (Oct. 2):** Compiled four rushes for 15 yards (3.8 avg.)...**at Cleveland (Oct. 9):** Tallied 49 rushing yards on 10 attempts (4.9 avg) and a rushing TD...Added two receptions for 33 yards (16.5 avg.) and a season-long 22-yard reception...Helped the Chargers offense produce 238 rushing yards, which was a season-high and the most the Chargers posted in a single game since 2018...In the second quarter, recorded his first TD of the season with a five-yard rush...**vs. Denver (Oct. 17):** Played on two offensive snaps before leaving the game with an injury...**at Arizona (Nov. 27):** Rushed the ball two times for four yards (2.0 avg), while adding two receptions for 16 yards (8.0 avg.) in his first game back in action since Week 6...**at Las Vegas (Dec. 4):** Tallied seven rushes for 30 yards (4.3 avg) with a long of seven yards...**vs. Miami (Dec. 11):** Registered four carries for 29 rushing yards (7.3 avg), adding a six-yard catch...**vs. Tennessee (Dec. 18):** Started his first-career game at RB...Recorded 10 rushes for 24 yards (2.4 avg.) and a rushing TD in the first offensive drive of the game to give the Chargers an early lead...**at Indianapolis (Dec. 26):** Tallied 33 rushing yards on nine attempts (3.7 avg.), while adding a nine-yard reception for a total of 42 scrimmage yards...**vs. L.A. Rams (Jan. 1):** Compiled 45 rushing yards on nine attempts (5.0 avg.) with a long of 12 yards...Caught a one-yard pass...**at Denver (Jan. 8):** Tallied 18 rushing yards on five attempts (3.6 avg.) with a long of six yards...Added a six-yard reception to total 24 scrimmage yards on the day...**at Jacksonville (AFC Wild Card, Jan. 14):** Recorded seven rushes for 20 yards (2.9 avg.), along with an eight-yard catch.

**2021:** Appearing in 10 games, totaling 140 yards from scrimmage on 38 touches (3.68 avg.)... Inactive (healthy scratch) on six occasions... **at Washington (Sept. 12):** Inactive (healthy scratch)...**vs. Cleveland (Oct. 10):** Totaled two carries for 17 yards (8.5 avg.) with a long rush of 14 yards...In the third quarter, broke off an 14-yard run off of RG Michael Schofield III on second-and-three to help jumpstart the Chargers' first scoring drive of the second half...**at Baltimore (Oct. 17):** Totaled four rushed for seven yards (1.8 avg.) with a long of four yards...**vs. New England (Oct. 31):** Inactive (healthy scratch)...**at Philadelphia (Nov. 7):** Rushed three times for six yards (2.0 avg.) and added one reception for four yards (4.0 avg.)...**vs. Minnesota (Nov. 14):** Totaled six yards on one carry (6.0 avg.) on a first down in the third quarter...**vs. Pittsburgh (Nov. 21):** Inactive (healthy scratch)...**at Denver (Nov. 28):** On second-and-19 in the third quarter, took a screen pass 17 yards to set up third-and-two, leading to an eventual Chargers first down, helping sustain the opening drive of the second half...Finished the game with one rush for five yards (5.0 avg.) and two catches for 15 yards (7.5 avg.)...**at Cincinnati (Dec. 5):** Provided blocking support on offense...**vs. N.Y. Giants (Dec. 12):** Totaled a season-high 38 yards from scrimmage, toting the rock 10 times for 33 yards (3.3 avg.), catching one pass for five yards (5.0 avg.)...**at Houston (Dec. 26):** Rushed five times for seven yards (1.4 avg.), adding a 14-yard catch out of the backfield...**vs. Denver (Jan. 2):** Logged three offensive snaps and six on special teams...**at Las Vegas (Jan. 9):** Active, did not play.

**2020:** Appeared in 14 games during his rookie campaign, finishing the season ranked second on the Chargers with 354 rushing yards on 111 attempts (3.2 avg.)...Recording a rushing TD in Week 1 at Cincinnati, becoming the first Chargers RB since LaDainian Tomlinson (2001) to log a rushing score in their NFL debut...Found the endzone against Buffalo in Week 12 to record his second rushing score of the season...**at Cincinnati (Sept. 13):** Rushed for 60 yards on 12 carries in first career game, while also contributing on special teams (9 snaps)...Commenced the third quarter with a 26-yard rush off of RG Tyree St. Louis...His fourth-quarter rushing TD made him just the sixth Chargers RB in the Super Bowl era to log a rushing TD in his NFL debut...The rushing score tied the game, 13-13, leading to an eventual Bolts win...**vs. Kansas City (Sept. 20):** Rushed for 64 yards on 23 carries, both of which remain season-high figures...Registered six scrimmage first downs, his most on the season...**vs. Carolina (Sept. 27):** Rushed for 43 yards on eight carries, recording a career-best 5.4 yards per carry...On a third-and-one in the second quarter, ran off tackle to the left side, following a seal block by T Sam Tevi, to break free into the second level and give the Chargers offense a fresh set of downs...

**vs. Jacksonville (Oct. 25):** Out of the backfield, recorded a career-high five receptions, two of which went for first downs...Tied a season-high with 12 carries...**at Denver (Nov. 1):** Broke through the line of scrimmage and into the Broncos' secondary, recording a 22-yard carry and first down for the Bolts...His 22-yard carry was his third rush of more than 20 yards this season, which ranks as the second-most by a rookie RB in the NFL this season...**vs. Las Vegas (Nov. 8):** Tied a career-high with five receptions, logging 31 receiving yards with a long of 12 yards...Accumulated three first downs on 14 scrimmage touches...On a third-and-one in the third quarter from the pistol formation, took a handoff from Herbert and followed C Dan Feeney and RG Cole Toner to give the Chargers offense a fresh set of downs, leading to an eventual field goal by K Michael Badgley...On L.A.'s final offensive drive, recorded four catches for 19 yards, adding nine yards rushing, for 28 scrimmage yards...**at Miami (Nov. 15):** Tallied 21 yards on seven rushes, with a long rush of eight yards...Accumulated three key rushes on the Chargers' first full offensive series of the second quarter leading to the first touchdown of the game for the Bolts...On TE Hunter Henry's 17-yard catch in the first quarter, picked up a blitzing linebacker in pass protection, giving Herbert the space and time to deliver the accurate pass...On top of being a blocking asset on offense, provided support on kickoff return and kickoff coverage...**vs. N.Y. Jets (Nov. 22):** Contributed both offensively and on special teams...Logged a 10-yard reception on Los Angeles' opening drive of the second half, placing the Bolts offense at New York's 20-yard line, setting up an eventual Chargers TD...**at Buffalo (Nov. 29):** Recorded his second rushing TD of the season, capping a 10-play, 67-yard drive with a one-yard rushing TD, his second rushing score of the season...Finished the day with seven rushes for 35 yards (5.0 avg.), logging a career-long 33-yard carry in the third quarter to set up his rushing score four plays later...The 33-yard carry was the second-longest play from scrimmage on the day for the Chargers and the team's longest rushing play since Week 5 (at N.O.)...Continued to contribute on special teams...**vs. New England (Dec. 6):** Logged three offensive snaps, securing two receptions for three yards (1.5 avg.) in the passing game...Remained an asset on special teams...**vs. Atlanta (Dec. 13):** Inactive...**at Las Vegas (Dec. 17):** Active in the kick return game for time as a member of the Chargers, returning a late first-quarter kickoff 21 yards...Accounted for eight yards rushing on two carries (4.0 avg.) as he took a second-and-five carry for a first down, setting up a go-ahead TD...**vs. Denver (Dec. 27):** Inactive...**at Kansas City (Jan. 3):** Saw action in pass protection on offense, while also contributing on special teams, in the season finale.

**COLLEGE:** After starting his career at UC Davis (2015-16), transferred to as a walk-on UCLA and capped his career as a two-time all-conference selection for the Bruins (2018-19)...Earned first-team All-Pacific-12 honors from *The Associated Press* following each of his two seasons at UCLA after ending his tenure ranked 10th in school history with 10 career 100-yard rushing contests, good for the most by any player to begin his Bruins career as a walk-on...Won the Henry R. Red Sanders Award as UCLA's Most Valuable Player in both seasons as a Bruin...Became the eighth RB in UCLA history to have back-to-back 1,000-yard rushing seasons...Ran for 289 yards against Southern California in 2018, the third-best single-game performance in UCLA history behind Maurice Jones-Drew (322) and DeShaun Foster (301)...Ranked second in the Pacific-12 in rushing yards-per-game (4.6 avg.) following his final season in 2019...Semifinalist for the Burlsworth Trophy, recognizing the nation's top walk-on or former walk-on player... In 2018, rushed for 1,243 yards and 12 TDs on 225 attempts (5.5 avg.), good for the 10th-most single-season rushing yards in school annals... Ranked fourth in the Pacific-12 and eighth in the nation with 113.0 rushing yards-per-game... Added 27 receptions for 193 yards (7.1 avg.)

**PERSONAL:** Given name Joshua Tyler Kelley... Born in Inglewood, Calif. ...Mother, Jacqueline, is a speech pathologist...Uncle, Derek Vaughn, played professional baseball and was drafted in 1991 by the San Diego Padres...Would like to get into screenwriting after football... Enjoys watching Anime, dancing, reading and storytelling...Also is active in his faith and enjoys going to church and reading the Bible... Earned a degree in sociology from UCLA...**High School:** Named first-team All-Golden League and Golden League Back of the Year as a senior at Eastside High in Lancaster, Calif. ...Second-team California Interscholastic Federation in his final prep season in 2014 after rushing for 1,469 yards and 16 TDs...Registered six 100-yard performances as a senior while catching 19 passes for 352 yards and six TDs...On defense, had 49 tackles, an INT and three sacks...Earned second-team All-League honors as a junior and was special teams player of the year...Ran on the 4x100-relay in track & field.

### JOSHUA KELLEY NFL STATISTICS

Year	Team	GP	GS	— Rushing —				— Receiving —				Scrimmage Yards		
				Att	Yds	Avg.	Lg	TD	No.	Yds	Avg.		Lg	TD
2020	Los Angeles Chargers	14	0	111	354	3.2	33	2	23	148	6.4	35	0	502
2021	Los Angeles Chargers	10	0	33	102	3.1	14	0	5	38	7.6	17	0	140
2022	Los Angeles Chargers	13	1	69	287	4.2	22	2	14	101	7.2	22	0	388
<b>NFL Totals</b>		<b>37</b>	<b>1</b>	<b>213</b>	<b>743</b>	<b>3.5</b>	<b>33</b>	<b>4</b>	<b>42</b>	<b>287</b>	<b>6.8</b>	<b>35</b>	<b>0</b>	<b>1,030</b>

Year	Team	No.	Yds	Avg.	Lg	TD	— Kickoff Returns —			— Punt Returns —			— All-Purpose — Yards
							No.	FC	Yds	Avg.	Lg	TD	
2020	Los Angeles Chargers	2	39	19.5	21	0	0	0	0	—	—	0	541
2021	Los Angeles Chargers	0	0	—	—	0	0	0	0	—	—	0	140
2022	Los Angeles Chargers	0	0	—	—	0	0	0	0	—	—	0	388
<b>NFL Totals</b>		<b>2</b>	<b>39</b>	<b>19.5</b>	<b>21</b>	<b>0</b>	<b>0</b>	<b>0</b>	<b>0</b>	<b>—</b>	<b>—</b>	<b>0</b>	<b>1,069</b>

Year	Team	GP	GS	Att	— Rushing —				— Receiving —				Scrimmage Yards	
					Yds	Avg.	Lg	TD	No.	Yds	Avg.	Lg		TD
2022	Los Angeles Chargers	1	0	7	20	2.9	5	0	1	8	8.0	8	0	28
<b>NFL Totals</b>		<b>1</b>	<b>0</b>	<b>7</b>	<b>20</b>	<b>2.9</b>	<b>5</b>	<b>0</b>	<b>1</b>	<b>8</b>	<b>8.0</b>	<b>8</b>	<b>0</b>	<b>28</b>

### CAREER TRANSACTIONS

- 2020** Selected by Los Angeles Chargers in the fourth round (112th overall) of NFL Draft, April 25...Signed rookie contract, July 26.
- 2022** Placed on Reserve/Injured (knee), Oct. 22... Designated for return from Reserve/Injured, Nov. 23...Activated from Reserve/Injured; Designated for Return, Nov. 26.



# ERIC KENDRICKS ⚡ 6

LINEBACKER | UCLA

6-0 | 232 lbs | FRESNO, CALIF.

ACQUIRED: FREE AGENT — 2023

EXPERIENCE: 9TH NFL SEASON

1ST YEAR WITH CHARGERS

## CAREER HIGHLIGHTS

- ▶ Started 113-of-117 regular-season games over eight seasons with the Minnesota Vikings, totaling 919 tackles (579 solo), 15 sacks, 54 tackles for loss, 51 pass breakups, four forced fumbles, three recoveries and nine interceptions, including two returned for touchdowns.
- ▶ One of the most productive linebackers since being drafted by Minnesota in the second round (45th overall) of the 2015 NFL Draft, Kendricks has topped 100 tackles in seven-straight seasons, good for the NFL's second-longest active streak.
- ▶ In 2019, was named first-team All-Pro from *The Associated Press* and received first career Pro Bowl selection after leading the Vikings with 110 tackles and a career-best 12 passes defended, helping Minnesota earn a playoff berth.
- ▶ Led the Vikings in tackles on 59 occasions over his eight seasons in Minnesota, the most by any Vikings defender in franchise history.
- ▶ As a rookie in 2015, led the Vikings in tackles with 105 stops, paving the way toward earning All-Rookie on the *Professional Football Writers of America* and helping the franchise secure their first NFC North Division title for the first time since 2009.

**2022:** Started all 17 games at LB for the Vikings in his eighth season with the club, registering 137 tackles (87 solo), a sack, six passes defended, eight tackles for loss and a fumble recovery, adding six tackles (five solo) and a pass defended in the NFC Wild Card Round matchup against the New York Giants...Eclipsed 130 tackles for the second-straight year, as his stretch of seven-straight seasons with 100-plus tackles is the second-longest active streak in the NFL...His 137 total stops marked the second-most in a single season in his NFL tenure, as his 87 solo tackles

## HONORS AND AWARDS

- 2020:** *Vikings Walter Payton Man of the Year Nominee*
- 2019:** *NFL Pro Bowl Selection (First)*  
*The Associated Press First-Team All-Pro*
- 2016:** *NFC Defensive Player of the Week (Week 1 at Tennessee)*
- 2015:** *Professional Football Writers of America All-Rookie (LB)*

were a career-high...Helped the Vikings attain the franchise's first NFC North Division title since 2017...**vs. Green Bay (Sept. 11):** Opened the season with four tackles (one solo) and a pass defended in the season-opening win over the division-rival Packers...On fourth-and-one of Green Bay's second-to-last offensive drive, batted down a ball that was intended for TE Rob Tonyan, forcing the incompletion and turnover on downs...**vs. Detroit (Sept. 25):** Recorded 11 tackles (five solo) and a season-high two passes defended in the victory...Led the defense with his 11 stops...In the second quarter on fourth-and-one with the Lions driving, forced an incompletion on a pass intended for TE T.J. Hockenson, causing a turnover on downs and giving the Vikings offense the ball in favorable field position, leading to a Minnesota TD on the ensuing drive...**at Buffalo (Nov. 13):** In an overtime road win, led the defense with 10 tackles (seven solo) and a fumble recovery to help lead the Vikings past the Bills after trailing by 10 points entering the fourth quarter and facing a 14-point deficit at halftime...**vs. Indianapolis (Dec. 17):** In the largest regular-season comeback win in NFL history (33 points), registered a team-high 12 tackles (seven solo), including a fourth-quarter sack of QB Matt Ryan for a loss of eight yards, his first sack of the season...Tied a single-game career-high with four tackles for loss...**vs. N.Y. Giants (NFC Wild Card, Jan. 15):** Secured six tackles (five solo), including a tackle for loss, as well as a pass defended, in the Wild Card Round loss to the Giants.



## BEYOND THE BOLT



*Known as a philanthropist and community leader over his eight seasons with the Vikings, Kendricks played an instrumental role in the battle against social injustice and criminal recidivism as a founding member of the Minnesota Vikings Social Justice Committee, which is connected to several criminal justice and racial justice groups across the Twin Cities*

*Worked closely with All Square, a restaurant/advocacy group that uses cooking and business as a way to help recently incarcerated individuals adjust to life after prison in the Twin Cities.*

*During the offseason in advance of the 2019 season, visited pediatric patients at UCLA Mattel Children's Hospital in Los Angeles, located on the campus of his alma mater, to play video games and participate in arts and crafts, while serving as a support system and mentor for the children.*

two total passes defended...**vs. Carolina (Nov. 29):** Recorded his third INT of the season, and second in as many weeks, as he led the Vikings with 12 tackles (six solo) in the comeback victory over the Panthers.

**2019:** Earned first-team All-Pro from *The Associated Press* and was named to his first Pro Bowl after leading the team with a then-career-best 110 tackles (70 solo) for the fifth-straight season, starting all 15 games played...Shared the NFL lead among LBs with 12 passes defended to go along with two forced fumbles and two fumble recoveries...**Awards:** Pro Bowl Selection (First)...*The Associated Press* First-Team All-Pro (LB)...Pro Football Focus First-Team All-Pro (LB)...**vs. Atlanta (Sept. 8):** Commenced the year with six solo stops and two passes defended in the season opener against Atlanta...**at Chicago (Sept. 29):** Led the defense with 11 tackles (seven solo)...**vs. Philadelphia (Oct. 13):** Tied for the team-lead with 10 tackles (eight solo) and split a sack of QB Carson Wentz with CB Mackensie Alexander to record his first sack of the season... Added two passes defended, including a third-down pass breakup intended for TE Dallas Goedert in the second quarter, and a forced fumble in the third quarter...**at Detroit (Oct. 20):** Paced the defense with a season-high 12 tackles (six solo) and two passes defended in the win over the division-rival Lions...**at Dallas (Nov. 10):** On fourth-and-five in the fourth quarter with the Cowboys threatening a comeback in the red zone, batted away a would-be first-down pass intended for RB Ezekiel Elliott to help seal the win for the Vikings on the road...Finished the game with six tackles (two solo)...**vs. Denver (Nov. 17):** Secured his 12th pass defended of the season, tying the franchise record for most by a Vikings linebacker in a single season in franchise history...**at Seattle (Dec. 2):** Logged 10 tackles (four solo) in the road loss to the Seahawks on *Monday Night Football*...Gathered a tackle for loss, his fourth of the season, in the fourth

**2021:** Started all 15 appearances at LB, setting a career-high with 143 tackles on the season, the third-most by any defender in a single season in Vikings history...Also totaled a career-high five sacks to go along with two picks, eight tackles for loss and a fumble recovery...Led the entire NFL in the with 43 tackles during the month of November...Set a single-game franchise-record with 18 tackles (nine solo) against Baltimore in Week 9...Reached 59 career outings of posting the team-high in tackles, setting the franchise record...**at Cincinnati (Sept. 12):** Opened the season with 15 tackles (six solo) in the overtime loss to the Bengals, the most by any player in the NFL on Kickoff Weekend...**vs. Seattle (Sept. 26):** Logged 11 tackles (six solo), including a sack...Dropped QB Russell Wilson in the fourth quarter for a loss of six yards, collecting his first sack of the season...**vs. Cleveland (Oct. 3):** Reached 10 tackles (six solo) to mark his fourth-straight game with double-digit tackles, becoming one of three NFL defenders to secure at least 10 tackles in each of the first four games of the 2021 NFL season...**vs. Detroit (Oct. 10):** Opened the second half by picking off QB Jared Goff, his eighth career INT, and returning the takeaway 22 yards...Finished the game with eight tackles (five solo)...**at Baltimore (Nov. 7):** Set a new career-high and franchise-record with 18 tackles (nine solo)...**at L.A. Chargers (Nov. 14):** Recorded eight tackles (seven solo), an INT and a sack in the victory...Tied career-high with four sacks on the season, matching the four-sack output from his rookie season in 2015, as the pick marked the ninth of his career...**vs. Pittsburgh (Dec. 9):** Set a new single-season career-high with his fifth sack of the season, a second-quarter drop of QB Ben Roethlisberger on third-and-11, forcing a Pittsburgh punt...Paced the defense with 11 tackles (six solo) in the *Thursday Night Football* matchup against the Steelers...**at Green Bay (Jan. 2):** Culminated the season with nine tackles (six solo) in the season finale at Green Bay, reaching 143 total tackles on the year to set the single-season franchise record.

**2020:** Started each of Minnesota's first 11 games, finishing second on the team with 107 tackles (69 solo) despite missing the final five games...Added a career-high three INTs, which tied for the league-lead amongst all LBs...Opened the season with 10-plus tackles in each of the Vikings' first four games...**Awards:** Pro Football Focus Second-Team All-Pro (LB)...**vs. Green Bay (Sept. 13):** Led the defense with 10 tackles (seven solo) in the season opener against the Packers...**at Indianapolis (Sept. 20):** Paced the Vikings with 12 tackles (11 solo), including a tackle for loss, in the first round bout of the 2020 season for Minnesota...**vs. Atlanta (Oct. 18):** Posted a team-best and season-high 13 tackles (11 solo)...**vs. Detroit (Nov. 8):** In the home win over the Lions, thwarted a Detroit threat by picking off QB Matthew Stafford on third-and-five in the end zone for a touchback...Finished the game with six tackles (three solo)...**vs. Dallas (Nov. 22):** Recorded second INT of the season by picking off QB Andy Dalton in the second quarter...Added eight tackles (two solo) and matched a single-game career-high with

quarter...**vs. Green Bay (Dec. 23):** Collected a career-high two fumble recoveries before departing a game with an injury at the end of the first half...**at San Francisco (NFC Divisional, Jan. 11):** Tallied eight tackles (four solo) and his first career postseason INT in the NFC Divisional Round bout at San Francisco.

**2018:** Started each of the Vikings' first 14 games at LB, recording 108 tackles (63 solo) for his third-straight season eclipsing the century mark in total tackles...For the fourth-straight season, led the Minnesota defense in total tackles...Totaled two INTs, a sack, seven passes defended, three tackles for loss, a forced fumble and a fumble recovery...Missed the final two weeks of the season due to injury...**vs. San Francisco (Sept. 9):** Opened the season with four solo tackles, a forced fumble and a pass defended in the season-opening win over the 49ers...On third-and-seven on San Francisco's opening offensive drive, batted away a pass across the middle intended for TE George Kittle and forcing a punt...Forced the ball away from RB Alfred Morris in the second quarter, his second career forced fumble...**at Philadelphia (Oct. 7):** In his 50th career game, recovered a fumble by RB Jay Ajayi at the goal line at the start of the second half...**at Chicago (Nov. 18):** Set a career-high with 12 solo tackles on *Sunday Night Football*...**at New England (Dec. 2):** Set a new career-high with 16 total tackles (eight solo) against the eventual Super Bowl Champions, adding an INT...Picked off QB Tom Brady early in the fourth quarter to collect his third career INT...**at Seattle (Dec. 10):** The following week on *Monday Night Football*, picked off QB Russell Wilson in the red zone for his second pick in as many weeks, logging his fourth career INT...**vs. Miami (Dec. 16):** Secured six tackles (three solo), including a sack, in his final outing of the season...On third-and-eight late in the third quarter, dropped QB Ryan Tannehill for a loss of 12 yards, forcing a Miami punt.

**2017:** Started all 16 games, leading the Vikings with 113 tackles (67 solo)...Helped lead a unit that ranked first in the NFL in total defense and led the league with an average of just 15.8 points allowed per game...Helped propel Minnesota during an eight-game win streak in the middle of the season, ultimately leading to an NFC North Division title...**vs. Detroit (Oct. 1):** Totaled five tackles (four solo), including a four-yard sack...On third-and-10 in the fourth quarter, took down QB Matthew Stafford for a loss of four yards...**vs. Baltimore (Oct. 22):** Accumulated a season-high 13 tackles (10 solo), four of which registered as tackles for loss, in the home win over the Ravens, setting a new single-game career-high...**vs. Cleveland (Tottenham Stadium, Oct. 29):** Led the Vikings with nine tackles (eight solo) and a season-high two passes defended...**at Atlanta (Dec. 3):** Accounted for a team-high 10 tackles (nine solo) and a pass defended in the road victory...**vs. Cincinnati (Dec. 17):** Recorded his second career INT, returning the takeaway 31 yards for a TD, the second pick-six of his career...Finished the game with five tackles (three solo) to help the Vikings clinch the NFC North

Division for the second time in three seasons...**at Green Bay (Dec. 23):** Recorded eight tackles (five solo) as the defense didn't allow a single point, providing the Vikings the franchise's first time shutting out the Packers at Lambeau Field in the rivalry's storied history...**vs. New Orleans (NFC Divisional, Jan. 14):** Led the defense with a team-high 10 tackles (seven solo) in the last-second win, famously coined the Minneapolis Miracle...**at Philadelphia (NFC Championship, Jan. 21):** In the conference championship game, recorded six solo stops and one pass defended, falling to the eventual Super Bowl Champions.

**2016:** Started 14-of-15 games at LB for the Vikings, eclipsing the century mark for tackles with his 109 stops (70 solo), a team-best...Recorded 2.5 sacks, one INT returned for a TD, nine passes defended, nine tackles for loss, a forced fumble and a fumble recovery...Opened the season with at least one pass defended in each of the first five games, helping Minnesota start the season 5-0...**Awards:** NFC Defensive Player of the Week (Week 1)...**at Tennessee (Sept. 11):** Opened the year with a 77-yard INT return for a TD to give the Vikings their first lead of the day in the Kickoff Weekend victory over the Titans...Finished the game with six tackles (five solo), paving the way toward earning NFC Defensive Player of the Week honors...**at Carolina (Sept. 25):** Recorded a then-career-high and season-best 12 tackles (three solo) in the road win against the defending NFC Champions...Secured a pass defended on Carolina's final offensive drive, batting the ball away and forcing an incompleton on a pass intended for TE Greg Olsen...**at Green Bay (Dec. 24):** Posted 2.5 sacks with four tackles for loss against divisional foe Green Bay...Finished the game with 11 tackles (seven solo), as all of his 2.5 sacks came in the form of takedowns of QB Aaron Rodgers...**vs. Chicago (Jan. 1):** Closed out the season with 10 tackles (six solo) in the New Years Day win against the Bears.

**2015:** As a rookie, led the Vikings in tackles with 105 stops in his first NFL season, paving the way toward earning All-Rookie from the *Professional Football Writers of America*...Appeared in 14 games for Minnesota, starting each of his last 11 appearances at LB...Tallied four sacks, all of which in the span of three games, which ties for the second-most by a rookie LB in club history...Helped the Vikings claim the NFC North Division title for the first time since 2009...**Awards:** *Professional Football Writers of America* All-Rookie (LB)...**at Denver (Oct. 4):** Started at LB, his first career starting nod, and dropped future Hall of Fame QB Peyton Manning on a third down in the second quarter for his first career sack...**vs. Kansas City (Oct. 18):** Recorded a season-high and team-best 10 tackles (nine solo) in the home victory, including a sack...**at Detroit (Oct. 25):** Registered a sack in his third-straight game, dropping QB Matthew Stafford twice to log his third and fourth sack of the season...Finished the game with six solo stops...**at Green Bay (Jan. 3):** Closed out the season with nine tackles (six solo) in the season-ending win at division-rival Green Bay on *Sunday Night Football*, clinching

the NFC North Division crown...**vs. Seattle (NFC Wild Card, Jan. 10):** Started at LB in the NFC Wild Card bout, totaling eight tackles (four solo), as well as two passes defended.

**COLLEGE:** Over four seasons (2011-14) of action at UCLA, appearing in 52 career games (41 starts), ended his prep career as the Bruins' all-time leading tackler (481 tackles) and the program's first Butkus Award recipient (2014), which is awarded to college football's top LB... As a senior in 2014, led the nation with 149 solo tackles, marking his third-straight year leading UCLA's defense in stops...On top of earning the Butkus Award, received the Lott IMPACT Trophy following the 2014 season, as well as second-team All-America honors from *USA Today* and *Sports Illustrated* and was named the defense's Most Valuable Player...Earned honorable mention All-Pacific-12 following each of his redshirt sophomore and junior seasons in 2012 and 2013, starting all 25 appearances over the span...Named the Bruins Rookie of the Year as a redshirt freshman in 2011 after finishing second on the team with 76 tackles...Redshirted in 2010 and was named the program's Most Outstanding Scout Team Player.

**PERSONAL:** Given name Eric-Nathan Marvin Kendricks...Born in Clovis, Calif., on a February 29, 1992, qualifying as a 'Leap Year Baby'... Brother, Mychal, is a 10-year NFL veteran, and his father, Horace (Marv) played football in the Canadian Football League after a prep career at UCLA where he led the Bruins in rushing in 1970 and 1971...An artist, auctioned off original paintings — and personally matched the purchase price — with the proceeds going toward donations for food for the less fortunate during COVID-19...Is passionate about cars and has done work himself on a few of his cars... Has seven siblings...Earned a bachelor's degree in political science...**High School:** Graduated from Herbert Hoover High in Fresno, Calif., where he earned three varsity letters in football, contributing as a LB, QB, RB, K and P...A team captain each of his final two seasons, totaled 117 tackles defensively and scored 14 total TDs offensively as a senior in 2009...Also played basketball and baseball, helping leading Hoover's basketball team to the CIF Division 3 Championship Game his senior season.

**ERIC KENDRICKS NFL STATISTICS**

Year	Team	GP	GS	— Tackles —					— Interceptions —					— Fumbles —			
				Total	Solo	Asst	Sacks	Yds	TFL	No.	Yds	Lg	TD	PD	FF	FR	Yds
2015	Minnesota	15	15	92	72	20	4.0	23	8	0	0	—	0	1	0	0	0
2016	Minnesota	15	15	109	70	39	2.5	25.5	9	1	77	77t	1	9	1	1	0
2017	Minnesota	15	15	113	67	46	1.0	4	10	1	31	31t	1	6	0	0	0
2018	Minnesota	16	16	108	63	45	1.0	12	3	2	3	3	0	7	1	1	0
2019	Minnesota	5	5	110	70	40	0.5	4.5	4	0	0	—	0	12	2	2	25
2020	Minnesota	15	15	107	69	38	0.0	0	4	3	0	0	0	6	0	0	0
2021	Minnesota	15	15	143	81	62	5.0	36	8	2	22	22	0	4	0	1	2
2022	Minnesota	14	14	137	87	50	1.0	8	8	0	0	—	0	6	0	1	0
<b>NFL Totals</b>		<b>50</b>	<b>50</b>	<b>919</b>	<b>579</b>	<b>340</b>	<b>15.0</b>	<b>113</b>	<b>54</b>	<b>9</b>	<b>133</b>	<b>77t</b>	<b>2</b>	<b>51</b>	<b>4</b>	<b>6</b>	<b>27</b>

Year	Team	GP	GS	— Tackles —					— Interceptions —					— Fumbles —			
				Total	Solo	Asst	Sacks	Yds	TFL	No.	Yds	Lg	TD	PD	FF	FR	Yds
2015	Minnesota	1	1	8	4	4	0.0	0	0	0	0	—	0	2	0	0	0
2017	Minnesota	2	2	16	13	3	0.0	0	0	0	0	—	0	2	0	0	0
2019	Minnesota	2	2	13	5	8	0.0	0	0	1	4	4	0	2	0	0	0
2022	Minnesota	1	1	6	5	1	1.0	5	1	0	0	—	0	1	0	0	0
<b>Postseason Totals</b>		<b>6</b>	<b>6</b>	<b>43</b>	<b>27</b>	<b>16</b>	<b>1.0</b>	<b>5</b>	<b>1</b>	<b>1</b>	<b>4</b>	<b>4</b>	<b>0</b>	<b>7</b>	<b>0</b>	<b>0</b>	<b>0</b>

**CAREER TRANSACTIONS**

- 2015** Selected by Minnesota Vikings in the second round (45th overall) of NFL Draft, May 1... Signed rookie contract, May 7.
- 2018** Signed contract extension, April 16.
- 2022** Placed on Reserve/COVID-19, Jan. 3... Activated from Reserve/COVID-19, Jan. 14.
- 2023** Released by Vikings, March 6...Signed by Los Angeles Chargers as free agent, March 15.



# RAHEEM LAYNE ⚡ 41

## SAFETY | INDIANA

5-11 | 192 lbs | DELAND, FLA.

ACQUIRED: FREE AGENT — 2022

EXPERIENCE: 2ND NFL SEASON

2ND YEAR WITH CHARGERS

**2022:** Appeared in six regular-season games, as well as the team's postseason contest at Jacksonville...Had a solo defensive tackle and a special teams tackle...Signed to the active roster prior to Week 16 at Indianapolis...Elevated to the active roster three times, all Chargers victories...**at Arizona (Nov. 27):** Made his NFL debut, contributing on nine snaps on special teams...**at Las Vegas (Dec. 4):** Saw action on three defensive snaps and 15 special teams plays, contributing on coverage and return units...**vs. Miami (Dec. 11):** Appeared in three snaps on defense, adding 15 snaps on special teams...**vs. Tennessee (Dec. 18):** Contributed on special teams...**at Indianapolis (Dec. 26):** Provided reliable support on special teams, appearing in nine snaps and collecting his first-career special teams tackle in kickoff coverage...**vs. L.A. Rams (Jan. 1):** Contributed on defense and on special teams, aiding a unit that allowed just 111 net passing yards...**at Denver (Jan. 8):** Providing aid on special teams and on defense, logging one tackle...**at Jacksonville (AFC Wild Card, Jan. 14):** Contributed on special teams in the AFC Wild Card Round matchup at Jacksonville.

**COLLEGE:** Appeared in 50 career games, including 25 starts, over four seasons (2017-19, '21) of action at Indiana...Missed the entirety of the 2020 season due to injury...Played primarily at CB over his first three seasons before transitioning to S in 2021, starting all 12 games on the back end of the secondary...Totaled 147 tackles (114 solo), 3.5 tackles for loss, an INT, seven pass breakups, two forced fumbles and a recovery...As a senior in 2021, started all 12 outings at S and finished second on the team with 65 tackles (43 solo), adding one tackle for loss, an INT and a forced fumble...Named the program's Special Teams Player of the Year following the 2019 season and Defensive Newcomer of the Year in 2017 as a true freshman.

**PERSONAL:** Given name is Raheem Oliver Layne...Born in DeLand, Fla....Earned a bachelor's degree in business management from Indiana...**High School:** Attended Sebastian (Fla.) High and was a first-team All-Area selection following his senior season in 2016...Totaled 57 tackles, three forced fumbles and two interceptions, one of which was returned for a touchdown, in 2016, helping lead Sebastian to the program's first playoff win and the most victories in a single season in school history (11)...Also completed in track & field.

## CAREER TRANSACTIONS

**2022** Signed by Los Angeles Chargers as undrafted free agent, May 13...Waived by Chargers, Aug. 30...Signed by Chargers to practice squad, Aug. 31...Activated from practice squad (standard elevation), Nov. 26...Reverted to practice squad, Nov. 28...Activated from practice squad (standard elevation), Dec. 10...Reverted to practice squad, Dec. 12...Activated from practice squad (standard elevation), Dec. 17...Reverted to practice squad, Dec. 19...Signed to active roster, Dec. 26.

## RAHEEM LAYNE NFL STATISTICS

Year	Team	GP	GS	— Tackles —					— Interceptions —					— Fumbles —				
				Total	Solo	Asst	Sacks	Yds	TFL	No.	Yds	Lg	TD	PD	FF	FR	Yds	
2022	Los Angeles Chargers	6	0	1	1	0	0.0	0	0	0	0	0	0	0	0	0	0	0
<b>NFL Totals</b>		<b>6</b>	<b>0</b>	<b>1</b>	<b>1</b>	<b>0</b>	<b>0.0</b>	<b>0</b>	<b>0</b>	<b>0</b>	<b>0</b>	<b>0</b>	<b>0</b>	<b>0</b>	<b>0</b>	<b>0</b>	<b>0</b>	<b>0</b>
Year	Team	GP	GS	— Tackles —					— Interceptions —					— Fumbles —				
				Total	Solo	Asst	Sacks	Yds	TFL	No.	Yds	Lg	TD	PD	FF	FR	Yds	
2022	Los Angeles Chargers	1	0	0	0	0	0.0	0	0	0	0	0	0	0	0	0	0	0
<b>Postseason Totals</b>		<b>1</b>	<b>0</b>	<b>0</b>	<b>0</b>	<b>0</b>	<b>0.0</b>	<b>0</b>	<b>0</b>	<b>0</b>	<b>0</b>	<b>0</b>	<b>0</b>	<b>0</b>	<b>0</b>	<b>0</b>	<b>0</b>	<b>0</b>

# DEANE LEONARD 33

## RUNNING BACK | UCLA

5-11 | 212 lbs | LANCASTER, CALIF.

ACQUIRED: DRAFT 4 — 2020

EXPERIENCE: 4TH NFL SEASON

4TH YEAR WITH CHARGERS



**2022:** Contributed on special teams in all 17 regular-season games and the team's postseason contest...Collected five special teams tackles while also forcing a fumble and recovering another on special teams...**vs. Las Vegas (Sept. 11):** In his NFL debut, logged 15 special teams snaps...**at Kansas City (Sept. 15):** Contributed on 14 special teams snaps...**vs. Jacksonville (Sept. 25):** Saw action on 16 special teams plays...**at Houston (Oct. 2):** Participated on 14 special teams snaps...**at Cleveland (Oct. 9):** Continued to contribute on special teams...**vs. Denver (Oct. 17):** Recovered a Broncos muffed punt return in overtime to help set up a game-winning 39-yard field goal by K Dustin Hopkins...**vs. Seattle (Oct. 23):** Participated on 18 special teams plays...**at Atlanta (Nov. 6):** Contributed on 16 special teams plays...**at San Francisco (Nov. 13):** Saw action on 18 special teams snaps...**vs. Kansas City (Nov. 20):** Continued to aid the special teams units...**at Arizona (Nov. 27):** Collected a tackle on punt coverage, his third tackle on special teams of the season...**at Las Vegas (Dec. 4):** Contributed on special teams...**vs. Miami (Dec. 11):** Saw action on 19 special teams plays...**vs. Tennessee (Dec. 18):** Combined with LB Troy Reeder to log a tackle on kickoff coverage...**at Indianapolis (Dec. 26):** Continued to provide reliable support on special teams, appearing in 13 special teams snaps...**vs. L.A. Rams (Jan. 1):** Contributed on defense and on special teams, aiding a unit that allowed just 111 net passing yards, the second-fewest in a single game of the season...Downed one punt...**at Denver (Jan. 8):** Contributed on defense and on special teams in the season finale...Forced a muffed punt which led to a Chargers takeaway...**at Jacksonville (AFC Wild Card, Jan. 14):** Contributed on 19 special teams snaps.

**COLLEGE:** Appeared in 19 games over two seasons (2020-21) at Mississippi, totaling 64 tackles and 11 passes defended...As a senior, set single-season career highs with 50 tackles, 30 solo stops and seven pass breakups...Set a career-best mark with three passes defended in the home win over Texas A&M as a senior...Made his first career start at CB as a junior at Mississippi against South Carolina, totaling a career-best five tackles...Picked up a fumble on the goal line and returned it 84 yards to set up an Rebels TD in the Egg Bowl victory over Mississippi State in 2020...Before transferring to Mississippi, appeared in 23 career games for the University of Calgary...Finished with 47 tackles, one tackle for loss, one sack, and six interceptions...Named a two-time All-Canadian...Helped Calgary clinch its fifth Vanier Cup over Montreal in 2019.

**PERSONAL:** Given name Deane Joseph Leonard...Born in Calgary, Alberta, Canada...Was high school teammates with Chargers LB Amen Ogbongbemiga...His father, Kenton, played seven seasons with the Calgary Stampeders of the Canadian Football League, totaling 12 career interceptions and helping Calgary win the 1992 Grey Cup...Earned a bachelor's degree in business from Mississippi...**High School:** Attended Notre Dame High in Calgary, Alberta, Canada...Lead the program to a Provincial crown in 2014...Also lettered in track and basketball.

## CAREER TRANSACTIONS


**2022** Selected by Los Angeles Chargers in the seventh round (236th overall) of NFL Draft, April 30...Signed rookie contract, May 13.

## DEANE LEONARD NFL STATISTICS

Year	Team	GP	GS	— Tackles —				Yds	TFL	— Interceptions —				— Fumbles —			
				Total	Solo	Asst	Sacks			No.	Yds	Lg	TD	PD	FF	FR	Yds
2022	Los Angeles Chargers	17	0	0	0	0	0.0	0	0	0	0	0	0	0	1	1	0
<b>NFL Totals</b>		<b>17</b>	<b>0</b>	<b>0</b>	<b>0</b>	<b>0</b>	<b>0.0</b>	<b>0</b>	<b>0</b>	<b>0</b>	<b>0</b>	<b>0</b>	<b>0</b>	<b>0</b>	<b>1</b>	<b>1</b>	<b>0</b>

Year	Team	GP	GS	— Tackles —				Yds	TFL	— Interceptions —				— Fumbles —			
				Total	Solo	Asst	Sacks			No.	Yds	Lg	TD	PD	FF	FR	Yds
2022	Los Angeles Chargers	1	0	0	0	0	0.0	0	0	0	0	0	0	0	0	0	0
<b>Postseason Totals</b>		<b>1</b>	<b>0</b>	<b>0</b>	<b>0</b>	<b>0</b>	<b>0.0</b>	<b>0</b>	<b>0</b>	<b>0</b>	<b>0</b>	<b>0</b>	<b>0</b>	<b>0</b>	<b>0</b>	<b>0</b>	<b>0</b>





# COREY LINSLEY ⚡ 63

CENTER | OHIO STATE

6-3 | 301 lbs | BOARDMAN, OHIO

ACQUIRED: UFA (GB) — 2021

EXPERIENCE: 10TH NFL SEASON

3RD YEAR WITH CHARGERS

## CAREER HIGHLIGHTS

- ▶ Named an All-Pro by The Associated Press twice (second-team in 2021, first-team in 2020).
- ▶ Earned his first Pro Bowl selection following the 2021 season as the leader of an offensive line group that protected QB Justin Herbert to set single-season franchise records in passing touchdowns (38), passing yards (5,014), completions (443) and attempts (672).
- ▶ Named first-team All-Pro by The Associated Press in 2020, becoming Green Bay's first center to be recognized as a first-team All-Pro since 1963, after directing Green Bay's offensive front to the NFC Championship Game for the second-straight season and coordinating the protection for QB Aaron Rodgers, who was named AP NFL Most Valuable Player.
- ▶ Started in all 129 career regular-season games played and all 12 postseason appearances for the Packers and Chargers since being selected by Green Bay in fourth round of the 2014 NFL Draft.
- ▶ Tutored young Chargers linemen to early success — T Rashawn Slater, G Zion Johnson and OL Jamaree Salyer — including Slater to be selected to a Pro Bowl and AP second-team All-Pro honors as a rookie in 2021.
- ▶ In seven seasons in Green Bay, started four NFC Championship Games and protected for Rodgers during each of his two MVP seasons (2014, 2020).
- ▶ As a rookie in 2014, started all 16 regular-season contests for Green Bay at center, becoming the first Packers rookie to do so since the NFL transitioned to the 16-game format in 1978.

## HONORS AND AWARDS

- 2021:** 2022 NFL Pro Bowl Selection (First)  
The Associated Press  
Second-Team All-Pro (C)  
Chargers Walter Payton  
Man of the Year Nominee
- 2020:** AP First-Team All-Pro (C)  
Professional Football Writers of America  
All-NFL (C)
- 2014:** PFWA All-Rookie (C)

**2022:** Started 14 games played at C, missing three due to injury...Started at C in the team's postseason matchup...Contributed to an offensive line that allowed 10 sacks through eight games, which was the lowest mark allowed by an offensive line in the NFL through the season's halfway point...Orchestrated protection for an offensive line that allowed zero sacks in three games...Kept QB Justin Herbert upright to throw for 4,739 yards, becoming the first player ever to begin a career with three seasons of 4,000-plus passing yards...Pave the way for RB Austin Ekeler to total 1,637 yards from scrimmage (915 rushing, 722 receiving) and a league-leading 18 TDs (13 rushing, five receiving)...**Awards:** Pro Football Journal Second-Team All-AFC (C)...**vs. Las Vegas (Sept. 11):** Helped the offensive line to not surrender a sack...Kept Justin Herbert upright as the signal-caller produced the fourth-best passer-rating (129.4) by a Chargers QB in a season opener in franchise history...**at Kansas City (Sept. 15):** Contributed to the offense's two scoring drives before exiting the game at halftime due to injury...**vs. Jacksonville (Sept. 25):** Inactive (Knee)...**at Houston (Oct. 2):** Helped block for Austin Ekeler to his fourth-career three-touchdown game...Protected Justin Herbert eclipse 300 passing yards for the 19th time in his career, tying QB Andrew Luck for most games in the first three seasons of a career in NFL history... Helped the offense collect 27 points in the first half, which were the most by the Chargers in

the first half since 2018...**at Cleveland (Oct. 9):** Blocked for Austin Ekeler to total a career-high 173 rushing yards...Part of a line that kept Justin Herbert upright to register his 26th-straight game with a TD pass ...**vs. Denver (Oct. 17):** Inactive (Illness)...**vs. Seattle (Oct. 23):** Started at C, playing all 71 offensive snaps...**at Atlanta (Nov. 6):** Part of an offensive line that allowed zero sacks for the second time of the season... Protected Justin Herbert to set the record for most completions in a player's first three seasons in NFL history, passing Andrew Luck's mark of 1,062 completions in the fourth quarter...**at San Francisco (Nov. 13):** Started at C on *Sunday Night Football* and appeared in all 58 offensive snaps...**vs. Kansas City (Nov. 20):** Made his second start at C on SNF in as many weeks...**at Arizona (Nov. 27):** Protected Justin Herbert to throw three TDs and a game-winning two-point conversion in the waning seconds of the fourth quarter to cap a come-from-behind victory...**at Las Vegas (Dec. 4):** Inactive (Concussion)...**vs. Miami (Dec. 11):** Part of a line that protected Justin Herbert to complete 39 passes and throw for 367 yards...Herbert broke Andrew Luck's record for the most passing yards through the first three seasons of a career in NFL history...**vs. Tennessee (Dec. 18):** Protected Justin Herbert to surpass 4,000 passing yards this season, becoming the first QB in NFL history to begin a career with three consecutive seasons of 4,000-plus passing yards... **at Indianapolis (Dec. 26):** Helped block for Austin Ekeler's two rushing TDs, giving the RB a league-best 16 scrimmage scores on the season...**vs. L.A. Rams (Jan. 1):** Was part of an offensive line that didn't allow a sack...Paved the way for Austin Ekeler's two rushing scores, including his career-long 72-yard TD...Kept Justin Herbert upright to surpass 100 career combined TDs, surpassing Hall of Fame QB Dan Marino for the most ever by a player in the first three seasons of a career...**at Denver (Jan. 8):** Part of an offensive unit that allowed just one sack and produced three TD passes...**at Jacksonville (AFC Wild Card, Jan. 14):** Started the game at C and appeared in all 70 snaps on offense...Helped the offense total 27 points in the first half, the second-most ever in a Chargers playoff game... Blocked for Austin Ekeler to run in a pair of TDs and for Justin Herbert to throw a TD pass.

**2021:** Started all 16 appearances at C...**Awards:** Pro Bowl Selection (First)...*The Associated Press* Second-Team All-Pro (C)...Chargers Walter Payton Man of the Year Nominee...**at Washington (Sept. 12):** Started the season opener at C... Saw action on all 81 of the Chargers' offensive snaps, helping keep QB Justin Herbert clean as the second-year signal caller logged his ninth-career 300-yard passing performance, helping the Bolts secure a Week 1 victory...**vs. Dallas (Sept. 19):** In his first home start as a member of the Bolts, started at C and helped protect Justin Herbert totaled 338 yards passing to secure his 10th career 300-yard performance, tying the NFL record for most outings of the like through a player's first two seasons...**at Kansas City (Sept. 26):** Started at C, helping secure the Bolts' second road win, and first AFC West Division victory, of the 2021 slate...Kept Justin Herbert clean as the

## BEYOND THE BOLT



*Linsley and his wife, Anna, serves as volunteer advocates for the CASA (Court-Appointed Special Advocates) Foundation and actively contributed their time to CASA of Brown County, Wis., while with the Packers. Following the mission of CASA, the couple work to fulfill the foundation's mission of providing a voice for abused and neglected children who reside under the legal protection of the court system.*

*"They want nothing but the best for the people that they work with," said Linsley on the he and his wife's work with the foundation. "You see what other people go through and the kids don't deserve it. I'm not trying to make a big deal out of it, but it really is ... It affects kids of all race, religion, color, ethnicity and socioeconomic class ... If we can make a difference in a few people's lives — however many lives we can, we definitely want to do that."*

*The couple also hosted a fundraiser in 2019 for the family of his "bike kid," Travis Kohlbeck. While at Ohio State, Linsley was active in the 2nd and 7 Foundation, which encourages children in need by serving as role models and promotes reading and literacy development by providing free books.*

signal-caller orchestrated his second come-from-behind fourth-quarter victory behind a four-TD effort...**vs. Las Vegas (Oct. 4):** Started at C and did not miss an offensive snap, keeping Justin Herbert clean as the signal-caller registered three first-half passing touchdowns, as his seven passing scores on Monday Night Football are tied for the second-most by any player through their first two starts on MNF in league history...**vs. Cleveland (Oct. 10):** Helped protect Justin Herbert as the second-year signal-caller threw for a career-high 398 passing yards, along with four passing scores and a rushing touchdown...Herbert secured his 11th career 300-yard outing, the most by any QB in their first two seasons in NFL history...**at Baltimore (Oct. 17):** Protected Justin Herbert as he became the second-fastest player in NFL history to eclipse 6,000 (21 games)...**vs. New England (Oct. 31):** Helped an offensive front that propelled the run game to total 122 yards on the ground in the first half, the fourth-most by a Chargers offense in the opening half over the last decade...**at Philadelphia (Nov. 7):** Protected Justin Herbert as the signal-caller secured his sixth career outing with multiple passing touchdowns and a rushing score, registering a career-best 84.2 completion percentage in the road win at Philadelphia...**vs. Minnesota (Nov. 14):** Helped protect Justin Herbert who accounted for his 50th career passing touchdown, becoming one of four QBs in league history to do so within their first 25 career games...**vs. Pittsburgh (Nov. 21):** Supported Justin Herbert as the signal-caller became the first QB in NFL history to throw for 350 yards and rush for 90 yards in a single game, as RB Austin Ekeler totaled a career-

high four scrimmage touchdowns...**at Denver (Nov. 28):** Helped protect Justin Herbert as he found WR Keenan Allen for eight receptions, who tied the NFL record for fastest all-time to 700 career catches (111 games)...**at Cincinnati (Dec. 5):** Provided protection as Justin Herbert recorded his 15th career 300-yard outing and 11th three-touchdown performance, while reaching 700 career completions faster than any player in NFL history (27 games)...**vs. N.Y. Giants (Dec. 12):** Protected Justin Herbert as he threw for three touchdowns, becoming the first player in NFL history to toss at least 30 touchdowns in each of their first two seasons in NFL history...**vs. Kansas City (Dec. 16):** Contributed a unit that did not allow a sack, marking the first occurrence since Week 9 and just the second occasion this season...**vs. Denver (Jan. 2):** Started at C, but departed the game due to injury in the first half...**at Las Vegas (Jan. 9):** In the season finale, helped RB Austin Ekeler reach a league-high 20 touchdowns from scrimmage on the season, as Justin Herbert totaled three passing touchdowns to set the NFL record for most passing touchdowns (69) and total touchdowns (77) by any player in their first two seasons in pro football history...**vs. NFC (2022 Pro Bowl, Feb. 6):** Started at C, helping the AFC defeat the NFC, 41-35.

**2020:** Started all 13 games he appeared in at center and earned first-team All-Pro honors from *The Associated Press*, the first Green Bay center to earn first-team recognition since Jim Ringo in 1963...Helped the Packers rank tied for No. 2 in the NFL in sacks allowed (21), the fourth fewest by Green Bay in a 16-game season...Part of a line that allowed one sack or zero sacks in a league-best 13 games, tied for the most in team history (2004), including four zero-sack games, the most by Green Bay since 2008 (four)...Helped the Packers rank No. 1 in scoring (31.8 points per game), giveaways (franchise-record 11), red-zone TD percentage (team-record 80.0) and time of possession (32:29)...Helped protect QB Aaron Rodgers as he led the NFL in passer rating (121.5), passing TDs (team-record 48), completion percentage (team-record 70.7) and interception percentage (0.95), the first NFL quarterback to lead the league in all four categories since Steve Young in 1992...Also started both postseason contests at center...Was placed on Reserve/Injured (knee) on Dec. 5 and was sidelined for three games (Weeks 13-15)...**Awards:** *The Associated Press* First-Team All-Pro (C)...*Professional Football Writers of America* All-NFL (C)...**at Minnesota (Sept. 13):** Started at center and played all 78 snaps, helping the Packers register their first zero-sack game against the Vikings since 2010, and their first game in franchise history with 40-plus points, 500-plus yards, 30-plus first downs and no turnovers...**vs. Detroit (Sept. 20):** Started at center and played 65 of 73 snaps, missing the final eight plays due to injury (hand)...Helped clear holes for RB Aaron Jones' career-high 168 rushing yards and two TDs on 18 carries (9.3 avg.), finishing with a career-best 236 yards from scrimmage, the third most in a game in franchise history...Part of an offense that racked up a season-high 259 yards rushing on 35 attempts

(7.4 avg.), the top yardage total by Green Bay since 2003...**at Houston (Oct. 25):** Started at C and played all 62 snaps, part of a line that did not allow a sack as Aaron Rodgers connected on 23 of 34 passes for 283 yards and four TDs with no INTs (132.4 rating)...**at Indianapolis (Nov. 22):** Started at C, but departed the game after just 10 snaps due to a back injury and did not return...**vs. Philadelphia (Dec. 6):** Placed on Reserve/Injured (knee) the day before the game, snapping his streak of 68 consecutive regular-season starts...**vs. Tennessee (Dec. 27):** Started at center and played 63 of 66 snaps, coming out for the final three plays (kneel-downs) with the Packers holding a 40-14 lead...Helped block for the Packers' 234 rushing yards on 37 carries (6.3 avg.), the first time Green Bay rushed for 195-plus yards and multiple TDs in back-to-back games since 1972...**vs. L.A. Rams (NFC Divisional, Jan. 16):** Started at center and played all 75 snaps as the line did not allow a sack of Aaron Rodgers against a Rams defense that ranked No. 2 in the NFL in sacks (53.0) during the regular season...Part of a line that helped the offense rack up 484 total yards, the second most in a game in franchise playoff history, including 296 passing yards and two TD passes from Aaron Rodgers and the team's 188 yards and two TDs on 36 rushing attempts (5.2 avg.)...**vs. Tampa Bay (NFC Championship, Jan. 24):** Started at center and played all 71 snaps, protecting Aaron Rodgers as he threw for 346 yards and three TDs with one INT on 33-of-48 passing (101.6 rating).

**2019:** Started all 16 games at center for the fourth time in his career...Part of an offense that ranked No. 2 in the league in giveaways (13, tied single-season franchise record), No. 1 in zero-turnover games (team-record nine) and No. 8 in red-zone TD percentage (64.0)...Helped clear the way for RB Aaron Jones, who posted a career-high 1,084 rushing yards and a career-best 16 rushing TDs, which was tied for the most in the NFL in 2019 and was the second most in team history behind only FB Jim Taylor (19 in 1962)...Protected AP NFL MVP Aaron Rodgers as he led the league in interception percentage (0.70) and tied for the league lead with 12 zero-INT games...Started both games at center in the postseason...**vs. Denver (Sept. 22):** Helped the Packers post their first game with zero sacks allowed since 2016...**vs. Philadelphia (Sept. 26):** Helped to protect Aaron Rodgers as he threw for 422 yards and two TDs on 34-of-53 passing...Part of an offense that registered season highs for total net yards (491) and first downs (31)...**at Dallas (Oct. 6):** Started at center, but departed the game after 19 snaps due to a concussion sustained on the third offensive series, the first time he had missed a regular-season snap since Week 15 of 2016 at Chicago (missed one snap due to an equipment issue)...**vs. Oakland (Oct. 20):** Part of an offense that posted a season-high 42 points and 481 total yards, highlighted by Aaron Rodgers' season-high 429 passing yards and five TDs with no INTs on 25-of-31 passing as he set a single-game franchise record with a perfect 158.3 passer rating...Helped the offense average 8.75 yards per play, the best

average by the Packers since 1997...Part of a line that allowed just one sack, giving Green Bay a streak of six consecutive games with two or fewer sacks allowed, the longest single-season streak by the Packers since a 10-game streak in 2007...**at Kansas City (Oct. 27):** Blocked for Jones, who racked up a career-best 226 yards from scrimmage (67 rushing, 159 receiving), the fourth-best mark in team history and the top total since 2003...**at Minnesota (Dec. 23):** Helped clear the way as the Packers posted season highs for rushing yards (184 yards on 32 carries, 5.8 avg.) and time of possession (37:32)...Blocked for Jones as he registered a career-high 154 rushing yards and two TDs on 23 carries (6.7 avg.)...**vs. Seattle (NFC Divisional, Jan. 12):** Helped to protect Aaron Rodgers as he connected on 16-of-27 passes for 243 yards and two TDs with no INTs for a 113.7 rating...Part of an offense that converted 9-of-14 third downs (64.3 percent), the top percentage by Green Bay in a playoff game since the 2014 postseason.

**2018:** Started all 16 games at center...For the second straight season, was the only Packers player to play every offensive snap...Helped the Packers rank No. 2 in the NFL in yards per carry (5.01) and giveaways (15) and No. 1 in rushing first-down percentage (29.4)...Helped clear holes for Jones, who became the first Packer to lead the league in yards per carry (5.47) since the NFL went to a 16-game schedule in 1978...Blocked for an offense that produced a single-season franchise-record seven games with 100-plus rushing yards on 25 or fewer attempts, tied with Miami for the most in the league on the season and tied for the most by an NFL team since the 1970 AFL-NFL merger (also 1995 Detroit Lions)...**vs. Chicago (Sept. 9):** Helped to protect QB Aaron Rodgers as he connected on 20-of-30 passes (66.7 percent) for 286 yards and three TDs with no INTs for a 130.7 passer rating...Part of a line that did not allow a sack in the second half as the Packers came back from 20 points down in the second half to beat the Bears, 24-23...**at Detroit (Oct. 7):** Blocked for an offense that racked up 521 yards of offense, the most by the Packers since 2013...**vs. San Francisco (Oct. 15):** Blocked for Aaron Rodgers as he became the first QB in NFL history to record back-to-back 400-yard passing games with no INTs (425 yards and two TDs on 25-of-46 passing)...Helped the Packers post 521 yards of offense, just the second time in franchise history (1983) that the team registered back-to-back 500-yard games...**vs. Miami (Nov. 11):** Helped clear the way for the offense to rush for a season-high 195 yards and two TDs on just 25 carries (7.8 avg.), registering as just the third time since the 1970 AFL-NFL merger that the Packers recorded 195-plus rushing yards on 25 or fewer carries (at St. Louis Cardinals, Sept. 29, 1985; at Chicago, Dec. 18, 2016)...Helped the Packers post their franchise-record fourth straight outing with 100-plus rushing yards on 25 or fewer carries, just the third time since the merger that a team had accomplished that feat...Blocked for Jones as he racked up a season-high 145 yards and a season-best two rushing TDs on

only 15 carries (9.7 avg.)...**vs. Atlanta (Dec. 9):** Protected Aaron Rodgers as he posted his ninth straight zero-INT game (tied for No. 2 in NFL history) and brought his streak of consecutive attempts without an INT to 368, a new NFL record as he moved past former Patriots QB Tom Brady (358)...**at N.Y. Jets (Dec. 23):** Played all 91 snaps, blocking for an offense that racked up a season-high 540 yards, the most by the Packers since 2013...Part of an offense that registered 35 first downs, the second most in a game in franchise history.

**2017:** Started all 16 games at center and was the only player on offense to appear on every snap for Green Bay...Helped the offense rank No. 3 in red-zone scoring (61.9 percent), No. 5 in yards per carry (4.47 avg.) and tied for No. 6 in 10-play drives (30)...Was penalized just twice on the season...**vs. Cincinnati (Sept. 24):** Blocked for QB Aaron Rodgers as he posted his franchise-record fifth consecutive 300-yard passing game with 313 yards and three TDs with one INT on 28-of-42 passing for a 102.6 passer rating...**vs. New Orleans (Oct. 22):** Part of an offense that registered 181 rushing yards and two rushing TDs on 24 carries (7.5 avg.), highlighted by Jones' season-best 131 yards and a TD on 17 attempts (7.7 avg.)...**at Pittsburgh (Nov. 26):** Helped to protect QB Brett Hundley as he posted a career-high 134.3 passer rating by connecting on 17 of 26 passes for 245 yards and three TDs with no INTs...Threw a block on LB Ryan Shazier to help spring Williams for a 54-yard TD catch on a screen pass late in the first quarter...**vs. Tampa Bay (Dec. 3):** Part of an offense that registered a season-high 199 rushing yards and two TDs on 29 carries (6.9 avg.), including a career-best 113 yards and a TD on 21 carries (5.4 avg.) from Williams...Also helped Hundley rush for a career-high 66 yards, the first time in franchise history (since 1933) that the Packers had a 100-yard rusher and a QB rush for 65-plus yards in the same game...**at Cleveland (Dec. 10):** Helped protect Hundley as he was only sacked once on the afternoon and completed a career-high 35 of 46 passes (76.1 percent) for 265 yards and three TDs with no INTs for a 111.2 rating...Part of an offense that converted 8 of 10 third downs in the second half/overtime...**at Carolina (Dec. 17):** Blocked for Aaron Rodgers as he threw for 290 yards and three TDs with three INTs on 26-of-45 passing. Helped the Packers rush for 120 yards on 19 attempts (6.3 avg.), the team's first game with 120-plus rushing yards on fewer than 20 attempts since 2015.

**2016:** Started all nine games he appeared in at center during the regular season and all three postseason contests...Helped the offense average 28.9 points per game (No. 4 in the NFL) and 389.3 yards per game (No. 5 in the league) after returning from injury in Week 9...Was on reserve/physically unable to perform for the entire preseason and the first seven regular-season games due to a hamstring injury...Was activated to the 53-man roster on Nov. 5...**Indianapolis (Nov. 6):** Made his season debut, starting at center and playing all 69 snaps...



Helped the offense register 405 total yards and protected QB Aaron Rodgers as he threw for 297 yards and three TDs on 26-of-43 passing...**at Philadelphia (Nov. 28):** Part of an offense that converted 10-of-14 third downs, a 71.4 conversion rate that was the best by an NFL team on the season...**vs. Seattle (Dec. 11):** Part of a line that allowed just one sack, the third straight game with either one or zero sacks allowed, Green Bay's longest streak since a four-game stretch to end the 2014 season...**at Chicago (Dec. 18):** Part of an offense that racked up a season-best 451 total yards, highlighted by a season-high 226 yards rushing and three TDs on just 23 carries (9.8 avg.)...The average of 9.8 yards per carry was the best in franchise history (since 1940) in games with 20-plus attempts, topping the previous high of 9.2 yards per carry at Washington in 2010...The average per carry was also the second-best mark by an NFL team since the 1970 AFL-NFL merger among teams with 20-plus attempts behind only the 11.0-yard average posted by the Cincinnati Bengals in 2000...Helped clear holes for RB Ty Montgomery to rush for a career-high 162 yards and two TDs on 16 attempts (10.1 avg.), the best yardage output by a Green Bay player since 2005...**at Detroit (Jan. 1):** Helped the offense post 448 yards and 28 first downs as the Packers registered their fourth straight 30-point game, tied for the second-longest single-season streak in team history, and their fourth consecutive zero-giveaway game, tying the franchise record...**vs. N.Y. Giants (NFC Wild Card, Jan. 8):** Part of an offense that did not turn the ball over for the fifth straight game, the longest streak in team annals (including playoffs)...**at Dallas (NFC Divisional, Jan. 15):** Protected Aaron Rodgers as he became just the second QB in NFL history (Drew Brees, 2011) to throw for 350-plus yards in back-to-back games in a single postseason with 355 yards and two TDs on 28-of-43 passing...Part of an offense that posted 27 first downs, the third most by the Packers in a playoff game, and 413 total yards.

**2015:** Started all 13 games he played in at center...Missed two games (Weeks 12 and 14) due to an ankle injury and dressed, but did not play, in Week 15...Helped block for RBs Eddie Lacy (758 rushing yards) and James Starks (601), the first Green Bay duo to both rush for 600-plus yards in the same season since 1985...Also started both postseason contests...**vs. Seattle (Sept. 20):** Helped protect QB Aaron Rodgers as he connected on 25-of-33 passes for 249 yards and two TDs with no INTs for a 116.9 passer rating...With 127 yards as a team on 29 attempts (4.4 avg.), it marked the first time since 2004 that the Packers posted 125-plus rushing yards in both of the first two games...**vs. Kansas City (Sept. 28):** Helped give Aaron Rodgers time to complete 24-of-35 passes for 333 yards and five TDs with no INTs, the fourth game of his career with five-plus TD passes, a franchise record...**at San Francisco (Oct. 4):** Helped the Packers rush for 162 yards and a TD on 33 attempts (4.9 avg.), the first time since 1971 that they had cleared the 120-yard rushing mark in each of the first four

games of the season...**vs. San Diego (Oct. 18):** Helped the Packers post 133 rushing yards on just 17 carries, a 7.8-yard average that was the best by Green Bay since 2010...Helped clear the way for James Starks' 112 yards on just 10 carries (11.2 avg.), the second-best yards-per-carry average by an NFL back on the season (min. 10 att.)...**at Minnesota (Nov. 22):** Started at center, but departed with 5:30 remaining in the first quarter after just 12 snaps due to an ankle injury, one that would sideline him for the remainder of the game as he missed the first action of his career...**vs. Chicago (Nov. 26):** Inactive (ankle), his first game missed due to injury in his career...**at Detroit (Dec. 3):** Returned to action and played 28 snaps before reinjuring his ankle in the second quarter, an injury that would sideline him for the remainder of the game, and the following week's game...**at Washington (NFC Wild Card, Jan. 10):** Helped protect Aaron Rodgers as he was sacked just once against a Washington defense that had posted 17 sacks in its final four regular-season games...Helped clear holes for Eddie Lacy (63 yards and a TD on 12 carries) and James Starks (53 yards and a TD on 12 carries) as they became the first duo in team history to both rush for 50-plus yards and a TD in a playoff game.

**2014:** Started every game, becoming the first rookie center to open every contest for the Packers since the league went to a 16-game schedule in 1978...Was named to the All-Rookie by the Professional Football Writers of America, the first Green Bay center to be honored since its inception in 1974...Was the only player on offense to play every snap for the Packers on the season...Part of an offense that ranked No. 1 in the league in points per game (30.4), No. 6 in yards per game (386.1) and tied for No. 1 in giveaways with a franchise-record 13...Part of an offense that set a franchise record for most first downs in a season with 356...Protected QB Aaron Rodgers on his way to earning NFL MVP honors from The Associated Press as he led the league in TD/INT ratio (7.60, 38/5), ranking No. 2 in passer rating (112.2), No. 2 in yards per attempt (8.43) and No. 3 in TD passes (38)...Blocked for RB Eddie Lacy as he ranked No. 7 in the NFL with 1,139 rushing yards on the season...**Awards:** Professional Football Writers of America All-Rookie (C)...**at Seattle (Sept. 4):** Started in one of the league's most hostile environments in his NFL debut, becoming the first Green Bay rookie to start at center in the season opener since the 1970 merger...**vs. Carolina (Oct. 19):** Blocked for Rodgers as he completed 19-of-222 passes for 255 yards and three TDs, a career-high completion percentage of 86.4 and a passer rating of 154.5...**at New Orleans (Oct. 26):** Helped protect Aaron Rodgers on his way to 418 yards on 28-of-39 passing, with Eddie Lacy (123) and WR Randall Cobb (126) becoming the first Green Bay RB/WR duo to both post 100 yards receiving in the same game since RB Eddie Lee Ivery (128) and WR Aundra Thompson (102) did so in 1980...**vs. Chicago (Nov. 9):** Helped the offense rack up 55 points, tied for the third-most in a game in team annals, and 451 total yards...Part of a line that didn't allow a sack and helped Rodgers throw



for six TDs, which tied the single-game franchise record, with all of them coming in the first half as he tied Raiders QB Daryle Lamonica (1969) for the most in a half in NFL history...Delivered a key block on LB Lance Briggs to help spring Lacy on a second-quarter screen pass that he took 56 yards for a TD...**vs. Atlanta (Dec. 8):** Helped the offense record season highs for total yards (502) and first downs (28)...Protected Aaron Rodgers as the line allowed just one sack and helped the QB throw for 327 yards and three TDs with no INTs, his eighth game on the season with three-plus TDs/zero INTs as he tied QB Tom Brady's single-season NFL record set in 2007...**vs. Dallas (NFC Divisional, Jan. 11):** Was part of an offense that registered 425 total yards, the fifth-most in a game in franchise postseason history...Blocked for Aaron Rodgers (316) and Eddie Lacy (101) as the Packers had both a 300-yard passer and a 100-yard rusher in a playoff game for the first time in team history.

**COLLEGE:** Played in 42 games with 26 starts in four seasons for the Buckeyes (2010-13), starting all 26 games over his final two seasons...Was part of an Ohio State team that won 24 consecutive games from 2012-13, serving as a team captain as a senior in 2013...Led a Buckeyes squad in 2013 that set school records for points scored (637), yards per carry (6.8), touchdowns (87) and TD passes (38)...Helped the Buckeyes lead the Big Ten and rank No. 5 in the nation with an average of 308.6 rushing yards per game...In 2013, Blocked for QB Braxton Miller and RB Carlos Hyde, who both earned first-team All-Big Ten recognition...As a junior in 2012, earned

honorable mention All-Big Ten recognition from both the conference's coaches and media, helping Ohio State post a perfect 12-0 record... Helped the Buckeyes average a Big Ten-leading 37.2 points per game and 242.3 rushing yards per game (No. 2 in Big Ten, No. 10 nationally)... Blocked for Braxton Miller as he rushed for 1,271 yards, the most by a QB in a single season in school history...Also helped Miller post a school-record 3,310 yards of total offense...Played through a painful foot injury in the latter part of the season, one that required postseason surgery...As a sophomore in 2011, appeared in 10 games in a reserve role, after logging six games of action as a redshirt freshman in 2010.

**PERSONAL:** Given name Corey Michael Linsley...Born in Youngstown, Ohio...Married his wife, Anna, in April 2016...The couple has a daughter — Ruth — and three sons — Seamus, Killian and Quinn...Graduated from Ohio State with a bachelor's degree in economics...**High School:** Attended Boardman High School (Ohio)...Earned first-team All-Federal League and first-team All-Northeast Ohio honors, along with second-team All-Ohio recognition, as a senior...Played in the Big 33 Football Classic for Team Ohio, competing against high school recruits from the state of Pennsylvania...Team captain as a senior for the Spartans...Named to the Midwest Top 30 list by Super Prep...Four-year letter winner in track & field, where he competed in the shot put and discus throw... Was a regional and league champion, as well as a state medalist in the shot put.

### COREY LINSLEY NFL GAMES

Year	Team	GP	GS
2014	Green Bay	16	16
2015	Green Bay	13	13
2016	Green Bay	9	9
2017	Green Bay	16	16
2018	Green Bay	16	16
2019	Green Bay	16	16
2020	Green Bay	13	13
2021	Los Angeles Chargers	16	16
2022	Los Angeles Chargers	14	14
<b>NFL Totals</b>		<b>129</b>	<b>129</b>

### POSTSEASON

Year	Team	GP	GS
2014	Green Bay	2	2
2015	Green Bay	2	2
2016	Green Bay	3	3
2019	Green Bay	2	2
2020	Green Bay	2	2
2021	Los Angeles Chargers	1	1
<b>Postseason Totals</b>		<b>12</b>	<b>12</b>

*On Reserve/PUP list for first seven games of 2016 season.  
On Reserve/Injured for three games during 2020 season.*

### CAREER TRANSACTIONS

- 2014** Selected by Green Bay Packers in the fourth round (161st overall) of NFL Draft, May 10... Signed rookie contract, May 15.
- 2016** Placed on Reserve/Physically Unable to Perform (hamstring), Sept. 3...Activated from Reserve/Physically Unable to Perform (hamstring), Nov. 5.
- 2017** Signed contract extension, Dec. 30.
- 2021** Signed by Los Angeles Chargers as unrestricted free agent, March 17...Placed on Reserve/COVID-19, Dec. 20...Activated from Reserve/COVID-19, Dec. 29.



# BLAKE LYNCH ⚡ 53

LINEBACKER | BAYLOR

6-3 | 233 lbs | GILMER, TEXAS

ACQUIRED: FREE AGENT — 2023

EXPERIENCE: 3RD NFL SEASON

1ST YEAR WITH CHARGERS

**2022:** After spending training camp with the Minnesota Vikings, was released during final roster cuts...Signed by the Arizona to the club's practice squad prior to Week 7, where he remained through Week 10, before being released, then brought back to the Cardinals' practice squad in advance of Week 14, where he would remain for the remainder of the regular season.

**2021:** Appeared in 16 games for the Vikings, starting six at LB...Reached career-high marks with 30 tackles (19 solo), two sacks and two passes defended, adding a forced fumble and a fumble recovery...Picked off Bears QB Andy Dalton in the Week 18 road win to secure his first career INT...**at Cincinnati (Sept. 12):** Started the season opener at LB, totaling one tackle defensively and one stop on special teams...**at Arizona (Sept. 19):** Notched two solo stops defensively in the Week 2 road bout against the Cardinals...**vs. Cleveland (Oct. 3):** Started the Week 4 matchup against the Browns, his third starting nod through the first four weeks...Secured a then-career-high five tackles (four solo) and one pass defended, a second-down pass attempt from QB Baker Mayfield across the middle that drew an incompleion...**at L.A. Chargers (Nov. 14):** Started at LB and amassed six tackles (four solo) in the road victory...**at Detroit (Dec. 5):** Started at LB against the division-rival Lions, securing a career-high two sacks of QB Jared Goff, including a strip-sack and ensuing fumble recovery...In the fourth quarter on fourth-and-one, dropped Goff and

forced a fumble on the takedown, recovering the fumble to also gather his first-career fumble recovery following his first strip-sack of his career...**vs. Chicago (Jan. 9):** In the season finale win over the Bears, picked off QB Andy Dalton in the fourth quarter for his first-career INT, returning the takeaway two yards.

**2022:** Appeared in the final four games of the season for the Vikings, collecting 11 tackles (seven solo) and one pass defended, adding one tackle on special teams...After signing with the Vikings as an undrafted free agent and spending training camp with Minnesota, was released by the club during final roster cuts, then subsequently signed to the Vikings' practice squad...**at Tampa Bay (Dec. 13):** Elevated for Minnesota's Week 14 game at Tampa Bay, marking his first career NFL appearance...**vs. Chicago (Dec. 20):** Signed to the active roster from the practice squad before the Week 15 outing against the division-rival Bears, logging one tackle defensively and gathering one stop on kickoff coverage...**at New Orleans (Dec. 25):** Started at LB, his first career NFL start, and led the Vikings with a game-high 10 tackles (seven solo).

**COLLEGE:** Over five seasons of action at Baylor (2015-19), started 32 career outings at five different positions both offensively and defensively, appearing in 50 career games... Earned All-Big 12 honorable mention honors as a senior in 2019 after starting all 14 games at LB and helping lead the Bears to the Big 12 Championship Game and an appearance in the Sugar Bowl... Played in all 14 games (10 starts) at LB and S in 2018 after splitting time between WR and DB in 2017... As a redshirt freshman in 2016, made two starts at WR and one at RB, appearing in 11 games... Offensively, totaled 51 receptions for 673 receiving yards and four receiving TDs, along with 13 rushes for 79 yards on the ground.

**PERSONAL:** Given name Blake Lynch... Born in Gilmer, Texas... Graduated with a bachelor's degree in kinesiology... **High School:** Attended Gilmer (Texas) High, helping lead the program to a 160-record and Class 4A Division II State Championship, scoring twice in the comeback win over West Orange Stark High and earning Offensive MVP honors in the game... Earned second-team All-State Class 4A honors as a WR after totaling 2,220 total yards and 38 total TDs offensively... Also played basketball, where he was named 2013 District 18-2A Newcomer of the Year on the hardwood, and competed in track & field, where he was a member of the 4x200-meter relay team that finished fifth overall at the 2014 state meet.

## BLAKE LYNCH NFL STATISTICS

Year	Team	GP	GS	— Tackles —				Yds	TFL	— Interceptions —					— Fumbles —		
				Total	Solo	Asst	Sacks			No.	Yds	Lg	TD	PD	FF	FR	Yds
2020	Minnesota	4	1	11	7	4	0.0	0	0	0	0	0	1	0	0	0	
2021	Minnesota	16	6	30	19	11	2.0	16	1	1	2	2	0	2	1	1	0
<b>NFL Totals</b>		<b>20</b>	<b>7</b>	<b>41</b>	<b>26</b>	<b>15</b>	<b>2.0</b>	<b>16</b>	<b>1</b>	<b>1</b>	<b>2</b>	<b>2</b>	<b>0</b>	<b>3</b>	<b>1</b>	<b>1</b>	<b>0</b>

## CAREER TRANSACTIONS

- 2020** Signed by Minnesota Vikings as an undrafted free agent, April 27... Waived by Vikings, Sept. 5... Signed by Vikings to practice squad, Sept. 6... Activated from practice squad (standard elevation), Dec. 12... Reverted to practice squad, Dec. 14... Signed to active roster from practice squad, Dec. 16.
- 2022** Waived by Vikings, Aug. 30... Signed by Arizona Cardinals to practice squad, Oct. 18... Released by Cardinals from practice squad, Nov. 15... Signed by Cardinals to practice squad, Dec. 6.
- 2023** Signed by the Cardinals to Reserve/Future contract, Jan. 9... Waived by Cardinals, May 15... Signed by Los Angeles Chargers as free agent, July 28.



# KHALIL MACK **52**

**OUTSIDE LINEBACKER | BUFFALO**

6-3 | 269 lbs | FORT PIERCE, FLA.

ACQUIRED: TRADE (CHI) — 2022

EXPERIENCE: 10TH NFL SEASON

2ND YEAR WITH CHARGERS

## CAREER HIGHLIGHTS

- ▶ Named a Pro Bowler seven of the last eight seasons, including six-straight from 2015-20, and is one of four players since he entered the NFL in 2014 to be named an all-star with three different teams.
- ▶ Recognized as an Associated Press first-team All-Pro three times (2015, '16, '18), along with second-team AP All-Pro honors in 2020.
- ▶ Earned NFL Defensive Player of the Year in 2016 from AP and the Professional Football Writers of America after totaling 11 sacks, 14 tackles, five forced fumbles and three fumble recoveries.
- ▶ Made his Bolts debut in a home victory against Las Vegas in the 2022 season opener by posting three sacks, becoming just the seventh player since the sack became an official statistic in 1982 to have three or more sacks when making a debut with a team.
- ▶ Since entering the NFL in 2014, ranks sixth in the NFL with 84.5 sacks, while his 19 strip-sacks rank No. 2 and his 25 forced fumbles rank tied for the second-most among all defensive players.
- ▶ Reached double-digit sack figures in four-straight seasons (2015-18), one of just six active players since the turn of the century to record 10-plus sacks in at least four-straight seasons.
- ▶ A member of the NFL 2010s All-Decade Team, which recognized the league's best players and most impactful performers over the 10-year span.
- ▶ In the first half of his first game as a member of the Bears, registered a sack, an interception returned for a touchdown, a forced fumble and a fumble recovery, becoming the first player since the quarterback sack became an official statistic in 1982 to record those figures in one half of an NFL game.
- ▶ After being traded to Chicago prior to the start of the 2018 season, went on to lead the NFL with six forced fumbles and earn first-team AP All-Pro honors for the third time in four seasons.
- ▶ Became the first player in NFL history to be named AP first-team All-Pro at two different positions (DE and LB) following the 2015 season after ranking second in the NFL with 15 sacks, one shy of the Raiders' single-season record.
- ▶ Earned PFWA All-Rookie Team recognition in 2014 after registering 16 tackles for loss for the Raiders, also finishing third in NFL Defensive Rookie of the Year voting.

## HONORS AND AWARDS

**2022:** Started all 17 games at OLB...Led the Chargers with eight sacks in 2022, adding 50 tackles (33 solo), 12 tackles for loss, two forced fumbles, two fumble recoveries and two passes defended...Logged three tackles, including a fourth-quarter sack, in the AFC Wild Card Round matchup at Jacksonville...In his first game with the Chargers, logged three sacks, the most by a Chargers defender since 2020, including one of which was a strip-sack that took his career total to 19 total strip sacks and 24 forced fumbles, which rank as the second-most by any player in the NFL since 2014...Propelled the defense to six sacks on the day...**Awards:** Pro Bowl Selection (Seventh)...**vs. Las Vegas (Sept. 11):** Finished the game with six tackles (five solo) in his first start with the Chargers, creating an instant impact with three sacks, the most by a Bolts defender in a single game since 2020...Opened the performance against the team that drafted him with a tackle for loss of RB Josh Jacobs in the first quarter...Added two sacks of QB Derek Carr in the second quarter, before closing out the game in the fourth quarter with a strip-sack of Carr on fourth-and-eight...**at Kansas City (Sept. 15):** Dropped QB Patrick Mahomes for nine yards on a second down late in the first quarter, on a Chiefs drive that ultimately culminated with a punt, to find the sack column for the second straight week...Finished the game with two solo tackles...**vs. Jacksonville (Sept. 25):** Tallied five tackles (four solo), all of which occurred in run support...**at Houston (Oct. 2):** Notched two tackles (one solo) and a fourth-down sack for a loss of eight yards...Added a QB pressure on third down of Houston's opening drive, forcing QB Davis Mills to throw an INT...**at Cleveland (Oct. 9):** Supplied three tackles (two solo) in run support...Registered a tackle for loss in the fourth quarter, bringing down RB Nick Chubb for a three-yard loss...**vs. Denver (Oct. 17):** Totaled five tackles (four solo) and a sack in the win...Dropped QB Russell Wilson on third down of Denver's opening drive, collecting his sixth sack of the season...Registered his 12th career sack against the Broncos, the second-most by any player since he entered the league in 2014...Supported a defensive unit that allowed a season-low 13 total first downs and held the Broncos' offense to -9 net passing yards in the second half and overtime...**vs. Seattle (Oct. 23):** Collected two tackles (one solo) and a fumble recovery...Landed on a QB Geno Smith fumble in the second quarter, leading to a Chargers TD on the ensuing possession...The recovery marked his first since joining the Chargers...**at Atlanta (Nov. 6):** In the third quarter, stripped the ball away from WR Drake London and returned the takeaway 44 yards, marking the longest fumble return by a Charger that was also credited with forcing the fumble in the last 30 years...With the fumble recovery, marked the first time that he has recovered a fumble in back-to-back games since 2016 (Weeks 11 to 12)...Added two solo stops...Supported a defense that held the Falcons to 114 net passing yards in the game...**at San Francisco (Nov. 13):** Collected four tackles (three solo), including a 10-yard sack of QB Jimmy Garoppolo in the third quarter to take his season total to a team-best seven...Added

- 2022:** 2023 NFL Pro Bowl Selection (Seventh)  
**2020:** 2021 NFL Pro Bowl Selection (Sixth)  
*Professional Football Writers of America All-NFL (OLB)*  
**2019:** 2020 NFL Pro Bowl Selection (Fifth)  
**2018:** 2019 NFL Pro Bowl Selection (Fourth)  
*The Associated Press  
 First-Team All-Pro (EDGE)  
 PFWA All-NFL (OLB)  
 Sporting News All-Pro (LB)  
 PFWA All-NFC (OLB)  
 NFL Defensive Player of the Month (September)*  
**2017:** 2018 NFL Pro Bowl Selection (Third)  
**2016:** 2017 NFL Pro Bowl Selection (Second)  
*AP NFL Defensive Player of the Year  
 PFWA NFL Defensive Player of the Year  
 AP First-Team All-Pro (EDGE)  
 PFWA All-NFL (DE)  
 Sporting News All-Pro (DE)  
 PFWA All-AFC (DE)  
 NFL Defensive Player of the Month (November)  
 AFC Defensive Player of the Week (Week 9 vs. Denver)  
 AFC Defensive Player of the Week (Week 12 vs. Carolina)*  
**2015:** 2016 NFL Pro Bowl Selection (First)  
*AP First-Team All-Pro (DE)  
 AP First-Team All-Pro (LB)  
 PFWA All-NFL (DE)  
 PFWA All-NFL (OLB)  
 PFWA All-AFC (DE)  
 PFWA All-AFC (OLB)  
 AFC Defensive Player of the Week (Week 14 at Kansas City)*  
**2014:** PFWA All-Rookie (LB)

an additional tackle for loss in pass coverage, dropping RB Elijah Mitchell for a loss of one yard on a screen pass in the third quarter...**vs. Kansas City (Nov. 20):** Supplied a tackle in run support...**at Arizona (Nov. 27):** Provided three tackles (two solo), including a tackle for loss...Partnered with LB Kenneth Murray Jr., to drop RB James Conner for a one-yard loss on second down in the opening quarter, his team-leading 10th tackle for loss this season...**at Las Vegas (Dec. 4):** Supplied three tackles in run support...**vs. Miami (Dec. 11):** Notched three tackles...Helped support a defense that allowed just three completions in the first half, tying for the fewest completions allowed in a single opening half by any defense in the NFL to that point, and just 19 net passing yards in the opening half, the fewest allowed by a Bolts defense in a single first half in the last decade...The unit allowed just three third-down conversions on 11 attempts (27.3 pct.), the best defensive third down percent allowed by the Bolts this season...**vs. Tennessee (Dec. 18):** Totaled five tackles (three solo)...Anchored a defense that allowed just one third-down conversion in the first three quarters and



didn't allow a point in the first quarter for the third-straight week...**at Indianapolis (Dec. 26):** Tallied a sack along with two tackles (one solo), helping the unit tally three INTs, seven sacks, and allowing zero third-down conversions on 10 attempts, becoming the eighth defense in the last 30 seasons to tally at least seven sacks and allow zero third-down conversions in a single game...Also helped the unit to not allow a first quarter point for the fourth-straight week...**vs. L.A. Rams (Jan. 1):** Collected a solo stop in the Week 17 victory...Contributed on defense and on special teams, aiding a unit that allowed just 111 net passing yards, the second-fewest in a single game this season...**at Denver (Jan. 8):** Closed out the regular season with two solo tackles in the season finale at Denver, one of which registered as a tackle for loss...Corralled QB Russell Wilson on a rush behind the line of scrimmage for his team-leading 12th tackle for loss on the season...**at Jacksonville (AFC Wild Card, Jan. 14):** Recorded three tackles (one solo), including a nine-yard fourth-quarter sack, in the postseason bout...In the fourth quarter, dropped QB Trevor Lawrence for a loss of nine yards, marking his first career postseason sack...Aided a defense that did not allow a single third-down conversion in the first half, the first defense to do so in a playoff game since at least 2000, and held the Jaguars to a franchise playoff-best two-for-10 (20.0 pct.) on third down in the game.

**2021:** Started each of Chicago's first seven games before sustaining a season-ending foot injury, subsequently being placed on Reserve/Injured for the remainder of the season...Secured a sack in five of seven appearances...**at Cleveland (Sept. 26):** Totaled two sacks of QB Baker Mayfield, registering his 16<sup>th</sup> career multi-sack outing...**vs. Detroit (Oct. 3):** Secured fourth sack of the season on a takedown of QB Jared Goff, also recovering a fumble later in the contest...at Las Vegas (Oct. 10): Notched a season-high eight tackles (seven solo) in a winning effort against his former team, bringing down QB Derek Carr to secure his fifth sack in four games...**vs. Green Bay (Oct. 17):** Brought down QB Aaron Rodgers for the fifth-and-a-half time in his career — the second-most of any opposing quarterback...Took down an opposing quarterback for the fifth-straight game, matching the second-longest streak of games with a sack in his career (eight games in 2016).

**2020:** Led Chicago with nine sacks after starting all 16 regular-season bouts for the second-straight season, earning *Associated Press* second-team All-Pro recognition and being selected to his sixth-straight Pro Bowl...From Weeks 5 through 8, recorded at least one sack of the opposing signal-caller...Picked off Vikings QB Kirk Cousins and returned the takeaway a career-best 33 yards, setting up a Bears field goal near the end of the first half of Chicago's Week 10 bout vs. Minnesota...**Awards:** Pro Bowl Selection (Sixth)...*Professional Football Writers of America* All-NFL (OLB)...**vs. N.Y. Giants (Sept. 20):** In Chicago's home opener, dropped QB Daniel Jones for the second time in as many seasons to secure his first sack of the 2020

slate, helping the Bears start the season with a 2-0 mark...**vs. Tampa Bay (Oct. 8):** On *Thursday Night Football*, dropped eventual-Super Bowl LV Most Valuable Player and Buccaneers QB Tom Brady twice, logging his first multi-sack outing of the season and second and third career sack of the seven-time Super Bowl champion...**at L.A. Rams (Oct. 26):** On *Monday Night Football*, sacked QB Jared Goff for the second time in his career, forcing the ball loose on a third-and-two on the Rams' opening possession of the second half to not only force a Rams punt, but collect his first strip-sack of the season...**vs. New Orleans (Nov. 1):** Secured his first career takedown of QB Drew Brees, sack in his fourth-straight game and his fifth sack over the four-game stretch...On the sack of Brees, jarred the ball loose to record his second strip sack of the season...**vs. Minnesota (Nov. 16):** Intercepted QB Kirk Cousins late in the second quarter to give the Bears a chance at a field goal late in the first half...Returned the takeaway 33 yards, a career-long interception return...**vs. Houston (Dec. 13):** In the Week 14 win over the Texans, sacked QB Deshaun Watson in the end zone to credit the first safety by the Bears defense since the team's 2019 season finale at Minnesota...Earlier in the game, forced a fumble on a RB Duke Johnson carry to collect his third forced fumble of the season...**at New Orleans (NFC Wild Card, Jan. 10):** Finished the game with two tackles (one solo), including a drop of RB Alvin Kamara behind the line of scrimmage to register a tackle for loss...Added one pass defended in coverage.

**2019:** Started all 16 games at OLB and was voted to his fifth-straight Pro Bowl, totaling a team-high 8.5 sacks, adding 14 quarterback hits and ranking fourth in the league with five forced fumbles...**Awards:** Pro Bowl Selection (Fifth)...**vs. Green Bay (Sept. 9):** To kick off the NFL's 100th season, secured five solo stops and a forced fumble of RB Aaron Jones in the season opener against the Packers...**at Washington (Sept. 23):** Strip-sacked QB Case Keenum twice to register his first game with multiple forced fumbles and multiple sacks in the same outing...The two forced fumbles also accounted for the first game with multiple forced fumbles in his career...**vs. Minnesota (Sept. 29):** One week later, accounted for 1.5 sacks, his second multi-sack outing in as many weeks and took his career total for sacks of QB Kirk Cousins to 3.5...Marked his third-straight game with a mark in the sack column and amassed five sacks over the three-game stretch from Week 2 to Week 4...**vs. New Orleans (Oct. 20):** Notched a season-high eight solo stops...**vs. N.Y. Giants (Nov. 24):** Corralled QB Daniel Jones to log his first sack against the then-rookie...While dropping Jones for a loss of 16 yards, forced the ball loose to tally his fifth forced fumble of the season...**vs. Kansas City (Dec. 22):** Dropped QB Patrick Mahomes on Kansas City's opening drive to log his first career sack of the NFL's reigning MVP and eventual Super Bowl LIV Most Valuable Player.

## BEYOND THE BOLT



*Bringing a leadership presence to the Bolts in his first season with the team, Mack began taking teammates to dinner on Friday nights during the season to build chemistry and camaraderie. Dinners grew to include offensive players as well as defense and was attributed to being a key component in how close the team came together and powered through to earn a playoff berth in 2022.*

**2018:** After being traded to Chicago prior to the start of the regular season, went on to earn his third first-team *Associated Press* All-Pro nod in four seasons and be named to his fourth consecutive Pro Bowl...Tied for the NFL lead with a career-best six forced fumbles, adding a team-high 12.5 sacks in his first season with the Bears — his fourth-straight season with double-digit sack figures...Started 13 of 14 outings at OLB for the Bears, as well as Chicago's NFC Wild Card Round loss to the Rams, accumulating 47 tackles (37 solo), 11 tackles for loss, two fumble recoveries and one interception returned for a touchdown in the regular season...**Awards:** Pro Bowl Selection (Fourth)...*The Associated Press* First-Team All-Pro (EDGE)...*Professional Football Writers of America* All-NFL (DE)...*Sporting News* All-Pro (LB)...*PFWA* All-NFC (OLB), NFL Defensive Player of the Month (September)...**vs. Green Bay (Sept. 9):** In his first game with Chicago, registered one sack, one interception returned for a touchdown, one forced fumble and one fumble recovery, becoming the first player since the quarterback sack became an official statistic in 1982 to total all of the aforementioned figures in one half of an NFL game...Finished his Bears debut with three tackles (two solo)...**at Arizona (Sept. 23):** Brought down Cardinals QB Sam Bradford twice to account for his first multi-sack outing as a member of the Bears, finishing the game with an additional three solo stops...On the latter sack, jarred the ball loose from Bradford to force his league-leading third fumble of the season...**vs. Tampa Bay (Sept. 30):** In Week 4, dropped Buccaneers QB Ryan Fitzpatrick in the second quarter to mark his fourth-straight game with a quarterback takedown and total his fifth sack of through the first four weeks, as he helped Chicago end the first quarter of the season with a 3-1 record and earn NFC Defensive Player of the Month recognition...**vs. Detroit (Nov. 11):** Secured two sacks of Lions QB Matthew Stafford, marking his second game of the season with multiple sacks...**vs. Minnesota (Nov. 18):** Late in the first quarter, dropped Vikings RB Dalvin Cook for a loss of one yard and forced a fumble for the fifth time of the season, recovering the takeaway for his third fumble recovery of the slate...**vs. Green Bay (Dec. 16):** Put forth a career performance with 2.5 sacks on the game, contributing half of Chicago's five sacks of QB Aaron Rodgers in the home divisional win over the Packers in Week 15...Reached 12.5 sacks on the season, helping Chicago secure the NFC North Division title...**vs. Philadelphia (NFC Wild Card, Jan. 6):** Provided six tackles (five solo) in the postseason bout, one of which registered as a tackle for loss on a run stuff.

**2017:** In his final season with the Raiders, collected a career-high 87 tackles (65 solo), 10.5 sacks and 15 tackles for loss, earning his third-straight Pro Bowl nod...Paced the Raiders in sacks for the third-straight season, becoming one of two players in the NFL to reach 70 tackles and at least 10 sacks...**Awards:** Pro Bowl Selection (Third)...**vs. N.Y. Jets (Sept. 17):** Dropped QB Josh McCown late in the third quarter for the third time in his career, securing his first sack of the 2017 season...**at Washington (Sept. 24):** Recorded a season-high nine tackles (seven solo) and his second sack in as many weeks after dropping QB Kirk Cousins in the first half for a nine-yard loss...**at Denver (Oct. 1):** One week later, secured his first of two multi-sack outings of the season... Totaled four sacks over a three-game span...**vs N.Y. Giants (Dec. 3):** Dropped QB Geno Smith and simultaneously registered a strip-sack and fumble recovery, helping thwart a driving Giants offense, accounting for his third sack in as many weeks...**vs. Dallas (Dec. 17):** Took down QB Dak Prescott twice to register his second multi-sack outing of the season.

**2016:** Named *Associated Press* NFL Defensive Player of the Year after totaling 77 tackles (56 solo), 11 sacks, 14 tackles for loss, five forced fumbles, three fumble recoveries and one interception returned for a touchdown... Received AP first-team All-Pro recognition for the second-straight season, adding *Professional Football Writers of America* Defensive Player of the Year and NFL 101 Awards Defensive Player of the Year to his 2016 trophy case...Secured a sack in sack in eight-straight games, which then tied the longest streak by any player in a single season in NFL history...Over the eight-game sack stretch, the Raiders posted a 6-2 record, helping pave the way to the club's first postseason berth since 2002 when the Raiders lost to the Buccaneers in Super Bowl XXXVII... Became the second defender in Raiders history to be receive the NFL Defensive Player of the Year Award...Finished the year with six

strip sacks, tying for the second-most in the NFL...Added two AFC Defensive Player of the Week acknowledgements (Week 9, Week 12) and was named AFC Defensive Player of the Month (November) after posting 13 tackles (10 solo), four sacks, two forced fumbles and an interception returned for a touchdown over a three-game span, helping the Raiders go 3-0 in the calendar month...**Awards:** Pro Bowl Selection (Second), *The Associated Press* NFL Defensive Player of the Year...*Professional Football Writers of America* NFL Defensive Player of the Year...*AP* First-Team All-Pro (EDGE)...*PFWA* All-NFL (DE)...*Sporting News* All-Pro (DE)...*PFWA* All-AFC (DE)...NFL Defensive Player of the Month (November)...AFC Defensive Player of the Week (Weeks 9, 12)...**at Baltimore (Oct. 12):** Dropped QB Joe Flacco in the fourth quarter to secure his first sack of the 2016 season, amassing six tackles (four solo) on the day...**vs. Kansas City (Oct. 16):** Dropped QB Alex Smith for the third time in his career, kick-starting his eight-game sack streak...Finished the outing with seven tackles (five solo) in a loss to the eventual AFC West Division champions...**at Tampa Bay (Oct. 30):** Matched a season-high mark of seven tackles (six solo) in a winning effort over the Buccaneers, dropping QB Jameis Winston on two occasions to log his first multi-sack outing of the 2016 slate...**vs. Denver (Nov. 6):** For the second week in a row, dropped the opposing quarterback twice to earn his first second-straight multi-sack series of games in his career, as QB Trevor Siemian was brought to the ground twice in the second half...On the second sack, stripped the ball from Siemian and recovered the turnover to secure his second forced fumble in as many weeks...Received AFC Defensive Player of the Week recognition following the performance...**vs. Carolina (Nov. 27):** Picked off QB Cam Newton near the end of the first half and returned the takeaway six yards for a touchdown, logging first INT-TD of his career and helping the Raiders take a 24-7 lead into the intermission...Added a sack of Newton, taking his streak of consecutive games with a sack to six, and helping earn AFC Defensive Player of the Week honors...**vs. Buffalo (Dec. 4):** In the fourth quarter, brought down QB Tyrod Taylor to log his 10th sack of the season, forcing loose the football to mark his third strip-sack of the season, before recovering the loose ball and returning the takeaway one yard...Reached the 10-sack mark for the second-straight season...**at Kansas City (Dec. 8):** Logged second sack of QB Alex Smith of the season and forced the ball free, collecting his fourth strip sack of the season...**at Denver (Jan. 1):** Closed out the season with five solo stops, three of which came on run downs behind the line of scrimmage to register as tackles for loss...**at Houston (AFC Wild Card, Jan. 7):** Totaled 11 tackles (eight solo), including two tackles for loss, in his postseason debut.

**2015:** Became the first player in NFL history to be named an *Associated Press* first-team All-Pro at two different positions (DE and LB) following the 2015 season after ranking second in the NFL with 15 sacks, one shy of setting the Raiders' single-season franchise record...Started all 16 games for the second-straight season and earned first career Pro Bowl nod, also finishing second in the NFL with a career-high and club-record 23 tackles for loss...Eclipsed the double-digit sack mark (10) over the four-game stretch from Weeks 12-15, registering multiple sacks in three of the four outings...Finished the season with 79 tackles (58 solo), four passes defended and two forced fumbles...Matched a single-game franchise-best mark with five sacks in the Week 14 bout at Denver with total of five sacks...**Awards:** Pro Bowl Selection (First)...*The Associated Press* First-Team All-Pro (DE)...*AP* First-Team All-Pro (LB)...*Professional Football Writers of America* All-NFL (DE)...*PFWA* All-NFL (OLB)...*PFWA* All-AFC (DE)...*PFWA* All-AFC (OLB)...AFC Defensive Player of the Week (Week 14)...**at Cleveland (Sept. 27):** Twice down QB Josh McCown in the fourth quarter to register his second-career multi-sack performance, helping seal a seven-point road win in Week 3...**vs. N.Y. Jets (Nov. 1):** Totaled six tackles (five solo) and one sack of QB Geno Smith...Provided aid in run support, dropping Jets backs twice behind of the line of scrimmage on run downs, setting a new season-high mark with three tackles for loss...**at Tennessee (Nov. 29):** Helped the Raiders seal the club's first win in the month of September with a two-sack performance at Tennessee, dropping QB Marcus Mariota twice...Commenced a three-game streak with at least two sacks in each contest...**at Denver (Dec. 13):** Tied the franchise's single-game record with five sacks of QB Brock Osweiler in the Raiders' division-rival win over the Broncos, totaling nine sacks in three cumulative games...His five QB takedowns took his season total to 20 tackles for loss, setting a new single-season franchise record...**at Kansas City (Jan. 3):** Closed out the regular season slate with a season-best 10 tackles (seven solo) with two stops occurring behind of the line of scrimmage, extending his single-season franchise record for tackles for loss to 23.

**2014:** After being selected by the Raiders with the fifth-overall pick of the 2014 NFL Draft, totaled 76 tackles (59 solo), four sacks, 16 tackles for loss and one forced fumble for Oakland, finishing third in NFL Defensive Rookie of the Year voting...Started all 16 games at LB...**Awards:** *Professional Football Writers of America* All-Rookie (LB)...**vs. Arizona (Oct. 19):** Amassed a career-high 11 tackles (10 solo) from the linebacker position, three of which registered as tackles for loss - then-career-best accolade...**at San Diego (Nov. 15):** Brought down QB Philip Rivers to register his first career sack, finishing the game with five tackles (our solo) and an additional tackle for loss...**vs. San Francisco (Dec. 7):** Logged two fourth-quarter sacks to notch his first career multi-sack outing... Brought down QB Colin Kaepernick on each of San Francisco's final two drives, including the final play of the game, to seal the cross-conference win for the Raiders.

**COLLEGE:** Over four years of action at the University of Buffalo (2010-13), set an all-time program record with 28.5 career sacks and finished first in NCAA history with 75 career tackles for loss and 16 forced fumbles...As a senior in 2013, was named the Mid-American Conference Defensive Player of the Year, along with second-team All-America honors from *The Associated Press* and his third-straight first-team All-MAC honor, registering 100 tackles, 19 tackles for loss, 10.5 sacks, three interceptions and five forced fumbles.

**PERSONAL:** Given name Khalil Delshon Mack... Born in Fort Pierce, Fla. ...Taught himself to play guitar as a freshman at the Buffalo...His younger brother, LeDarius, also played collegiately at Buffalo and signed with the Chicago Bears as an undrafted free agent following the 2020 NFL Draft, later signing to the club's practice squad...**High School:** Attended Westwood High in Fort Pierce, Fla. ...Earned first-team all-area and third-team all-state recognition as a senior in 2008 after helping lead the Panthers to the district title...In 2008, registered 140 tackles, nine sacks, three forced fumbles and two fumble recoveries...Did not start playing football until his junior year of high school.

### KHALIL MACK NFL STATISTICS

Year	Team	GP	GS	- Tackles -				Yds	TFL	- Interceptions -					- Fumbles -		
				Total	Solo	Asst	Sacks			No.	Yds	Lg	TD	PD	FF	FR	Yds
2014	Oakland	16	16	76	59	17	4.0	29	16	0	0	—	0	3	1	0	0
2015	Oakland	16	16	77	57	20	15.0	89	23	0	0	—	0	2	2	0	0
2016	Oakland	16	16	73	54	19	11.0	75	14	1	6	6t	1	3	5	3	1
2017	Oakland	16	16	78	61	17	10.5	75.5	15	0	0	—	0	3	1	1	0
2018	Chicago	14	13	47	37	10	12.5	78	10	1	27	27t	1	4	6	2	0
2019	Chicago	16	16	47	40	7	8.5	80.5	8	0	0	—	0	4	5	1	0
2020	Chicago	16	16	50	29	21	9.0	64	11	1	33	33	0	3	3	2	0
2021	Chicago	7	7	19	15	4	6.0	50	6	0	0	—	0	0	0	1	23
2022	Los Angeles Chargers	17	17	50	33	17	8.0	58	12	0	0	—	0	2	2	2	44
<b>NFL Totals</b>		<b>134</b>	<b>133</b>	<b>517</b>	<b>385</b>	<b>132</b>	<b>84.5</b>	<b>599</b>	<b>115</b>	<b>3</b>	<b>66</b>	<b>33</b>	<b>2</b>	<b>24</b>	<b>25</b>	<b>12</b>	<b>68</b>

Year	Team	GP	GS	- Tackles -				Yds	TFL	- Interceptions -					- Fumbles -		
				Total	Solo	Asst	Sacks			No.	Yds	Lg	TD	PD	FF	FR	Yds
2016	Oakland	1	1	11	8	3	0.0	0	2	0	0	—	0	0	0	0	0
2018	Chicago	1	1	6	5	1	0.0	0	1	0	0	—	0	0	0	0	0
2020	Chicago	1	1	2	1	1	0.0	0	1	0	0	—	0	1	0	0	0
2022	Los Angeles Chargers	1	1	3	1	2	1.0	9	1	0	0	—	0	0	0	0	0
<b>Postseason Totals</b>		<b>4</b>	<b>4</b>	<b>22</b>	<b>15</b>	<b>7</b>	<b>1.0</b>	<b>9</b>	<b>5</b>	<b>0</b>	<b>0</b>	<b>—</b>	<b>0</b>	<b>1</b>	<b>0</b>	<b>0</b>	<b>0</b>

### CAREER TRANSACTIONS

- 2014** Selected by Oakland Raiders in the first round (fifth overall) of NFL Draft, May 8... Signed rookie contract, May 15.
- 2017** Had fifth-year team option exercised on rookie contract by Raiders, April 20.
- 2018** Placed on Reserve/Did Not Report, July 27...Traded by Raiders along with 2020 second-round pick and 2020 conditional fifth-round selection to Chicago Bears for 2019 first-round and sixth-round pick and 2020 first-round and third-round selection, Sept. 1...Signed contract extension, Sept. 1... Reinstated from Reserve/Did Not Report, Sept. 2.
- 2021** Placed on Reserve/Injured (foot), Nov. 19.
- 2022** Traded by Bears to Los Angeles Chargers for 2022 second-round pick and 2023 sixth-round selection, March 16.



# TRE' McKitty ⚡ 88

TIGHT END | GEORGIA

6-4 | 246 lbs | WESLEY CHAPEL, FLA.

ACQUIRED: DRAFT 3b — 2021

EXPERIENCE: 3RD NFL SEASON

3RD YEAR WITH CHARGERS

**2022:** Appeared in each of the team's 17 games (eight starts) in the 2022 regular season, making his first start of the season at Houston...Totaled three catches for 24 yards (8.0 avg.) in the season-opening win against the division-rival Raiders, helping the Bolts start the season with a win on Kickoff Weekend for the third-straight year...**vs. Las Vegas (Sept. 11):** Amassed 24 yards on three catches (8.0 avg.) with a long grab of 12 yards...**at Kansas City (Sept. 15):** Played in 39 snaps on offense, as well as four snaps on special teams, against the Chiefs...**vs. Jacksonville (Sept. 25):** Contributed to the teams' offense and special teams units...**at Houston (Oct. 2):** Made his first start of the season at TE, collecting one reception for four yards...**at Cleveland (Oct. 9):** Played 36 snaps on offense...**vs. Denver (Oct. 17):** Started at TE for the second time this season...Played in 39 offensive snaps...**vs. Seattle (Oct. 23):** Started his third game of the season at TE, playing in 24 offensive snaps...**at Atlanta (Nov. 6):** Started his fourth game of the season at TE, playing in 24 snaps on offense...**at San Francisco (Nov. 13):** Hauled in a season-high tying three receptions for 21 yards (7.0 avg)...**vs. Kansas City (Nov. 20):** Contributed to 39 snaps on offense...**at Arizona (Nov. 27):** Started the game at TE, appearing in 26 snaps on offense...**at Las Vegas (Dec. 4):** Recorded one reception for eight yards...Appeared in 25 snaps on offense... **vs. Miami (Dec. 11):** Started at TE for the sixth time this season...Tallied one reception for five yards...**vs. Tennessee (Dec. 18):** Appeared in 23 snaps on offense and one snap on special teams... **at Indianapolis (Dec. 26):** Started at TE, tallying one reception for 10 yards...Appeared in 31 snaps on special teams and four snaps on special teams...**vs. L.A. Rams (Jan. 1):** Appeared in 30 snaps on offense and five snaps on the field goal protection unit on special teams...**at Denver (Jan. 8):** Started at TE for the eighth time this season, appearing in 23 snaps on offense and four snaps on special teams...**at Jacksonville (AFC Wild Card, Jan. 14):** Started the game at TE, accruing two receptions for 16 yards (8.0 avg.) with a 11-yard long... Helped the offense accrue 17 points in the first quarter, the third-most points in a single quarter in Chargers playoff history...Helped the offense total 27 points in the first half, the second-most ever in a Chargers playoff game.

**2021:** Started four of 11 appearances at TE, hauling in four catches for 45 yards (7.5 avg.) with a long grab of 12 yards...Inactive as a healthy scratch for each of the first six games... **at Washington (Sept. 12):** Inactive (healthy scratch)...**vs. New England (Oct. 31):** In his NFL debut, saw action on 11 offensive snaps, contributing primarily as an extra tight end in run blocking situations...at Philadelphia (Nov. 7): Saw action on six snaps offensively as an extra tight end...**vs. Minnesota (Nov. 14):** Started at TE and saw action on a season-best 19 offensive snaps...**vs. Pittsburgh (Nov. 21):** Secured one catch for seven yards (7.0 avg.) on second down to log his first career catch...**at Denver (Nov. 28):** Started at TE and saw action on 21 offensive snaps, while continuing to contribute significantly on special teams...**at Cincinnati (Dec. 5):** Continued to contribute on offense and in the kicking game...**vs. N.Y. Giants (Dec. 12):** Saw significant action on offense, while continuing to contribute on special teams...**vs. Kansas City (Dec. 16):** Totaled one catch for four yards on a second-and-10 in the opening quarter...Finished the game with one reception for four yards (4.0 avg.)...**at Houston (Dec. 16):** On at critical third-and-four in the third quarter, took a short pass to the right past the first-down marker for a 14-yard gain, helping set up a K Dustin Hopkins 35-yard field goal...**vs. Denver (Jan. 2):** Started at TE and posted a career day, logging three catches for 22 yards (7.3 avg.) with a long catch of eight yards...**at Las Vegas (Jan. 9):** Logged one target offensively in the season finale, while also adding one tackle on punt coverage, the first of his career.



**COLLEGE:** After playing three seasons at Florida State University (2017-19), transferred to the University of Georgia (2020) and spent one season with the Bulldogs, logging six catches for 108 yards (18.0 avg.) and one touchdown in a COVID-19-shortened season...Named to the John Mackey Award Preseason Watchlist for the second-straight season prior to the start of the 2020 slate...Over his three seasons with the Seminoles, registered 50 receptions for 520 yards (10.4 avg.) and two receiving scores... In his final collegiate season, started six of seven appearances at TE...Hauled in a career-long 40-yard reception in the opening series of Georgia's win over South Carolina, setting up an eventual six-yard receiving touchdown later in the drive, his first touchdown as a member of the Bulldogs...Started 10 of 12 game appearances for Florida State in 2018, setting career-highs in receptions (26), receiving yards (256) and receiving touchdowns (two)... Averaged 11.6 yards per catch on third down, leading all Atlantic Coast Conference tight ends (min. 10 targets)...Ranked fourth among tight ends in the conference with his 26 receptions, as the mark registered as the highest single-season total by a Seminoles tight end since 2014... Earned Academic All-ACC honors following the 2018 season.

**PERSONAL:** Given name Tre' Roosevelt McKitty...Born in Tampa, Fla. ...Has earned his pilot's license and enjoys flying in his leisure... Graduated from Florida State with a bachelor's degree in criminology...**High School:** Attended IMG Academy in Bradenton, Fla. ...Recorded 25 receptions for 241 yards and four touchdowns in 2016 for IMG, as he was one of seven IMG standouts in 2016 that later became selections in the 2021 NFL Draft...Helped lead the Ascenders to a perfect 11-0 record in 2016, earning All-Florida first-team honors from *USA Today*... Attended Wesley Chapel High (Fla.) and Tampa Catholic High (Fla.) prior to IMG.

### TRE' MCKITTY NFL STATISTICS

Year	Team	GP	GS	- Receiving -					- Rushing -				Scrimmage Yards	
				No.	Yds	Avg.	Lg	TD	Att	Yds	Avg.	Lg		TD
2021	Los Angeles Chargers ...	11	4	6	45	7.5	12	0	0	0	-	-	0	45
2022	Los Angeles Chargers ...	17	8	10	72	7.2	12	0	0	0	-	-	0	72
<b>NFL Totals</b> .....		<b>28</b>	<b>12</b>	<b>16</b>	<b>117</b>	<b>7.3</b>	<b>12</b>	<b>0</b>	<b>0</b>	<b>0</b>	<b>-</b>	<b>-</b>	<b>0</b>	<b>117</b>

POSTSEASON		GP	GS	- Receiving -					- Rushing -				Scrimmage Yards	
Year	Team			No.	Yds	Avg.	Lg	TD	Att	Yds	Avg.	Lg		TD
2022	Los Angeles Chargers ...	1	1	2	16	8.0	11	0	0	0	-	-	0	16
<b>Postseason Totals</b> .....		<b>1</b>	<b>1</b>	<b>2</b>	<b>16</b>	<b>8.0</b>	<b>11</b>	<b>0</b>	<b>0</b>	<b>0</b>	<b>-</b>	<b>-</b>	<b>0</b>	<b>16</b>

### CAREER TRANSACTIONS

**2021** Selected by Los Angeles Chargers in the third round (97th overall) of the 2021 NFL Draft, May 1 (compensatory pick)...Signed rookie contract, July 27.



# KENNETH MURRAY JR. ⚡ 9

LINEBACKER | OKLAHOMA

6-2 | 241 lbs | HOUSTON, TEXAS

ACQUIRED: DRAFT 1b — 2020

EXPERIENCE: 4TH NFL SEASON

4TH YEAR WITH CHARGERS

## CAREER HIGHLIGHTS

- ▶ Started 38-of-44 games played over three seasons, totaling 214 tackles (135 solo), two sacks, 14 tackles for loss, an interception, six passes defended and a forced fumble.
- ▶ Earned All-Rookie Team honors from Professional Football Writers of America after starting all 16 games and setting the franchise's rookie tackles record (107).

**2022:** Appeared in all 17 games this season and made 16 starts at LB...Collected his first sack of the season in a Week 16 win at Indianapolis Colts on *Monday Night Football*...**vs. Las Vegas (Sept. 11):** Started at LB and totaled five tackles (two solo)...**at Kansas City (Sept. 15):** Started at LB and compiled three tackles (one solo)...**vs. Jacksonville (Sept. 25):** Started at LB and tallied three tackles (two solo) and a tackle for loss...**at Houston (Oct. 2):** Started at LB, tallying five tackles (three solo)...Helped the Chargers defense limit the Texans to seven points in the first half, the fewest allowed by the defense in the first half since the beginning of the 2021 season...**at Cleveland (Oct. 9):** Started at LB and collected four total tackles (three solo)...**vs. Denver (Oct. 17):** Started at LB, compiling 5 total tackles (four solo)...Contributed to a defense that limited the Broncos to six points after the first quarter, including forcing two three-and-outs in overtime...**vs. Seattle (Oct. 23):** Recorded five tackles (five solo) and tallied his first career INT, coming off of a deflection from CB Asante Samuel Jr., returning it for 16 yards...**at Atlanta (Nov. 6):** Recorded six total tackles (five solo), including a tackle for loss...**at San Francisco (Nov. 13):** Started at LB for the eighth time of the season...Recorded five total tackles (two solo), including two tackles for loss...**vs. Kansas City (Nov. 20):** Received the start at LB...Played in 48 snaps before leaving the game due to injury...**at Arizona (Nov. 27):** Started the game at LB...Tallied seven total tackles (four solo), while also adding a pass defense...**at Las Vegas (Dec. 4):** Started the game at LB...Totaled three total tackles (two solo)...Recorded his first career forced fumble, jarring the ball loose from

## HONORS AND AWARDS

**2020:** Professional Football Writers of America All-Rookie (LB)

RB Josh Jacobs...**vs. Miami (Dec. 11):** Started at LB...Tallied a season-high seven total tackles, along with a season-high six solo tackles...Helped support a defense that allowed just three completions in the first half, tying for the fewest completions allowed in a single opening half by any defense in the NFL to that point, and just 19 net passing yards in the opening half, the fewest allowed by a Bolts defense in a single first half in the last decade...The unit allowed just three third-down conversions on 11 attempts (27.3 pct.), the best defensive third down percent allowed by the Bolts this season...**vs. Tennessee (Dec. 18):** Started at LB and recorded seven tackles (four solo), a tackle for loss and a pass defended...Supported a defense that allowed just one third-down conversion in the first three quarters and didn't allow a point in the first quarter for the third-straight week...**at Indianapolis (Dec. 26):** Posted six tackles (five solo) and one sack for eight yards, helping the unit tally three INTs, seven sacks, and allowing zero third-down conversions on 10 attempts, becoming the eighth defense in the last 30 seasons to tally at least seven sacks and allow zero third-down conversions in a single game...Also helped the unit to not allow a first quarter point for the fourth-straight week...**vs. L.A. Rams (Jan. 1):** Started at LB and tallied three tackles (two solo)...Contributed to a defense that allowed 111 net passing yards, the second-fewest in a game this season...**at Denver (Jan. 8):** Started at LB...Recorded two tackles (one solo)...**at Jacksonville (AFC Wild Card, Jan. 14):** Tallied eight total tackles (two solo)...Recorded half a sack with DL Sebastian Joseph-Day...Aided a defense that did not allow a single third-down conversion in the first half, the first defense to do so in a playoff game since at least 2000, and held the Jaguars to a franchise playoff-best two-for-10 (20.0 pct.) on third down in the game...The unit collected three first-quarter INTs, the most by any team in a single playoff game in the last 30 years.

**2021:** Appeared in 11 games (starting six), totaling 31 tackles (17 solo), two of which registered as tackles for loss...Opened the season by pacing the defense with nine tackles (five solo) in a winning effort over Washington... Placed on Reserve/Injured (ankle) prior to Week 4, missing five games under the designation... **at Washington (Sept. 12):** Secured a team-high nine tackles (five solo) starting at LB in the center of the Bolts defense...Helped anchor a defensive unit that held Washington to just 133 yards passing...**vs. Dallas (Sept. 19):** Secured eight tackles (five solo) in the home opener... On Dallas' second series of the fourth quarter, dropped Cowboys RB Ezekiel Elliott for a loss of one yard to register his first tackle for loss of the season...**at Kansas City (Sept. 26):** Started at LB, notching three tackles (two solo)... Helped anchor a defensive unit that held Chiefs QB Patrick Mahomes to 5.9 yards per attempt, the third-lowest output of his career, as the unit forced four Chiefs turnovers, the most takeaways by the Bolts in a single game since 2018 (Week 17)...**vs. Minnesota (Nov. 14):** In his first game back from injury, secured four tackles (three solo), including a tackle for loss of four yards on a screen to WR Justin Jefferson...**vs. Pittsburgh (Nov. 21):** Saw action on 15 defensive snaps...**at Denver (Nov. 28):** Logged one solo stop in pass coverage...**at Cincinnati (Dec. 5):** Continued to provide support defensively... **vs. N.Y. Giants (Dec. 12):** Contributed as both a coverage linebacker and an edge rusher in the win over New York...**vs. Kansas City (Dec. 16):** Saw action as an edge rusher in pass-rush support...**at Houston (Dec. 26):** Saw action on two tackles...**at Las Vegas (Jan. 9):** Finished the season slate with five tackles (two solo).

**2020:** Started all 16 games of his rookie season at the center of the Chargers defense, leading the Bolts with 107 total tackles (68 solo), the most by a rookie in franchise history...Finished second among all rookies in the NFL with his 107 total tackles, as his 68 solo tackles also were the second-most among rookies in 2020...Recorded a career-high 14 tackles (12 solo) against New England in Week 13, as he also dropped Patriots QB Cam Newton for a loss of four yards to tally his first career sack...**Awards: Professional Football Writers of America All-Rookie (LB)...at Cincinnati (Sept. 13):** In his NFL debut, received the starting nod at LB, a role he would not relinquish... Finished his first NFL game with eight total tackles, including three stops on a critical fourth quarter drive to thwart a Bengals comeback attempt...**vs. Kansas City (Sept. 20):** Logged a then-career-high 10 total tackles (six solo) in an overtime matchup against the reigning Super Bowl Champion Kansas City Chiefs...Recorded his first career pass defended on the final drive of regulation, batting a ball away from WR Tyreek Hill to force the incompleton...**vs. Carolina (Sept. 27):** Amassed five total tackles, including a tackle for loss on an end-around rush by WR Curtis Samuel, as he read what the Panthers offense was attempting to do and stopped

Samuel for a loss of two yards on third down...**at Tampa Bay (Oct. 4):** Matched his career-high with 10 total tackles (six solo)...On the Buccaneers' second offensive drive of the game, recorded three solo stops in that series alone, before QB Tom Brady threw an interception to CB Michael Davis, in which Davis returned the takeaway 78 yards for a TD...On the INT return TD, set blocks to help Davis find the endzone...**at New Orleans (Oct. 12):** In his Monday Night Football debut, secured five total tackles and assisted in pass coverage, recording his second pass defended of the season...On a second quarter third-and-one, shot the gap and dropped RB Michael Burton at the line of scrimmage, with the assistance of CB Casey Hayward, to end the Saints drive and force a punt...**vs. Jacksonville (Oct. 25):** Recorded five total tackles for the second consecutive week, while also notching his third pass defended of the season...While assisting in pass coverage, the Chargers' defensive unit held the Jaguars to negative-five (-5) net passing yards in the first quarter, the fourth-fewest by a Chargers defense in the first quarter of any game in team history... **at Denver (Nov. 1):** Recorded three solo tackles (four total) for the Bolts defense...On a third-and-11 in the second quarter, QB Drew Lock hit RB Melvin Gordon on a pass out of the backfield, only to be stopped and dropped by Murray Jr. to force a Broncos punt...Helped lead a defensive group that held the Broncos just two rushing yards in the first half - the best showing of that nature by the Chargers defense since 2000...**vs. Las Vegas (Nov. 8):** Logged four total tackles (two solo) for the second consecutive week...**at Miami (Nov. 15):** Tallied four total tackles for the third week in a row, continuing to provide support in the run game and in pass coverage...**vs. N.Y. Jets (Nov. 22):** Amassed seven total tackles to help the Chargers defense limit the Jets, securing the team's third win of the season...Combined with CB Michael Davis to rush up the middle and drop RB Frank Gore for a loss of one yard, forcing the Jets into a third-and-long, leading to an eventual punt...Member of a defensive unit that held the Jets to zero net passing yards in the first quarter, not allowing an opposing offense to have any positive net passing yards in the opening quarter for the second time this season...**at Buffalo (Nov. 29):** Tallied five total tackles (four solo) on the day...Made his biggest contribution in the fourth quarter as he held up RB Devin Singletary for LB Nick Vigil to come in and punch the ball out, forcing a fumble and eventual Chargers fumble recovery and takeaway...The takeaway was the first of three in the fourth quarter for Los Angeles' defense...Helped shore up the back end in pass coverage, and provide pressure on blitzing downs, to help free up DE Joey Bosa and help Bosa total 3.0 sacks on the day...**vs. New England (Dec. 6):** Led the Chargers with a career-high 14 total tackles (12 solo)...Recorded the first sack of his career, dropping Cam Newton for a loss of four yards in the second quarter...Two of his 14 total tackles resulted in a loss of yardage for New England, marking a career and season best mark of two tackles for loss...Also brought down

Newton on a designed rush by the Patriots QB, resulting in his second tackle for loss of the day...**vs. Atlanta (Dec. 13):** Recorded seven tackles (four solo) to lead the defense...Continued to support the unit in pass coverage, as the Chargers defense recorded three second-half INTs, the most in a single game for the unit since 2017...**at Las Vegas (Dec. 17):** Notched eight total tackles (six solo) on Thursday Night Football, helping the Bolts defeat the division-rival Raiders...Accumulated two tackles on Las Vegas' overtime drive, helping to hold the Raiders to a field goal and give the Chargers offense an opportunity to win...**vs. Denver (Dec. 27):** Amassed nine total tackles (seven solo), three of which came on Denver's opening possession, which ended in a Los Angeles takeaway...**at Kansas City (Jan. 3):** In the season finale, provided help in pass defense and collected three total tackles, as the defense held the Chiefs to a season-low 268 net yards offensively and helped the Chargers finish close out the regular season on a four-game win streak.

**COLLEGE:** Played three seasons at Oklahoma (2017-19), earning all-conference recognition following each of his three years with the Sooners...Earned first-team All-Big 12 recognition from AP and the conference coaches as a junior in 2019 and second-team as a sophomore in 2018...Was named a semifinalist in 2019 for the Bednarik and Butkus awards...Recognized in 2019 as a second-team All-American by the American Football Coaches Association and third-team by AP...Finished his career tied for 11th in career tackles (335) and No. 8 among linebackers in sacks (9.5) in school history...Registered a team-high 155 tackles as a

sophomore, the most by a Sooner since 2007...Earned Freshman All-America honors from the Football Writers of America and USA Today...Became the first true freshman to start a season opener at ILB for Oklahoma since 1975...Earned Big 12 Defensive Player of the Week in a win over No. 11 Texas after posting five tackles, two tackles for loss and a sack in 2019...Finished his collegiate career with seven tackles and a tackle for loss against No. 1 Louisiana State in the College Football Playoff Semifinal at the Peach Bowl...In 2018, registered 15 tackles against Alabama in the College Football Playoff Semifinal at the Orange Bowl...In 2017, became the first true freshman to start a season opener at ILB for the Sooners since 1975.

**PERSONAL:** Given name Kenneth Rogers Murray Jr. ...Born in Houston, Texas...His family adopted three special needs children when he was 10 years old, and he has used his love for them and his family to motivate his success on the gridiron...In the summer of 2019, he performed CPR to revive an unresponsive woman on a street corner in Norman, Okla. ...Has been active in visiting children in hospitals during the holidays...Earned a degree in communications from Oklahoma...**High School:** Ranked as the No. 34 player in Texas by Rivals out of Elkins High in Missouri City, Texas...Touted as a four-star recruit by Rivals and Scout...Recorded 104 tackles, four sacks, six passes defended and a forced fumble as a senior...Lettered in football and track & field...Ran the 100-meter dash, the 4x100-meter relay and the 4x200-meter relay.

### KENNETH MURRAY JR. NFL STATISTICS

Year	Team	GP	GS	-- Tackles --				Yds	TFL	-- Interceptions --					-- Fumbles --		
				Total	Solo	Asst	Sacks			No.	Yds	Lg	TD	PD	FF	FR	Yds
2020	Los Angeles Chargers	16	16	107	68	39	1.0	4	5	0	0	—	0	3	0	0	0
2021	Los Angeles Chargers	11	6	31	17	14	0.0	0	2	0	0	—	0	0	0	0	0
2022	Los Angeles Chargers	17	16	76	50	26	1.0	8	7	1	16	16	0	3	1	0	0
<b>NFL Totals</b>		<b>44</b>	<b>38</b>	<b>214</b>	<b>135</b>	<b>79</b>	<b>2.0</b>	<b>12</b>	<b>14</b>	<b>1</b>	<b>16</b>	<b>16</b>	<b>0</b>	<b>6</b>	<b>1</b>	<b>0</b>	<b>0</b>

Year	Team	GP	GS	-- Tackles --				Yds	TFL	-- Interceptions --					-- Fumbles --		
				Total	Solo	Asst	Sacks			No.	Yds	Lg	TD	PD	FF	FR	Yds
2022	Los Angeles Chargers	1	1	8	2	6	0.5	3	0	0	0	—	0	0	0	0	0
<b>Postseason Totals</b>		<b>1</b>	<b>1</b>	<b>8</b>	<b>2</b>	<b>6</b>	<b>0.5</b>	<b>3</b>	<b>0</b>	<b>0</b>	<b>0</b>	<b>—</b>	<b>0</b>	<b>0</b>	<b>0</b>	<b>0</b>	<b>0</b>

### CAREER TRANSACTIONS

- 2020** Selected by Los Angeles Chargers in the first round (23rd overall) of NFL Draft, April 23 (pick acquired from New England Patriots for Chargers' second and third-round selections)...Signed rookie contract, July 30.
- 2021** Placed on Reserve/Injured (ankle), Oct. 4... Designated for return from Reserve/Injured, Nov. 4...Activated from Reserve/Injured; Designated for Return, Nov. 13...Placed on Reserve/COVID-19, Dec. 29.
- 2022** Activated from Reserve/COVID-19, Jan. 3...Declared Physically Unable to Perform and placed on Active/Physically Unable to Perform, July 26...Passed Physical and removed from Active/Physically Unable to Perform, Aug. 22.

# NICK NIEMANN **31**

LINEBACKER | IOWA

6-3 | 244 lbs | SYCAMORE, ILL.

ACQUIRED: DRAFT 6a — 2021

EXPERIENCE: 3RD NFL SEASON

3RD YEAR WITH CHARGERS



## CAREER HIGHLIGHTS

- ▶ Led all NFL rookies with 14 special teams tackles, ranking tied for fifth among all NFL players and tied for third-most by any AFC special teams player.
- ▶ Secured the most special teams tackles by a Chargers rookie since 2017 (Austin Ekeler, 17).

**2022:** Played in all 17 regular-season games and the team's postseason contest, primarily contributing on special teams...Appeared in 303 snaps on special teams, the fourth-most by a Charger on the season, and totaled three special teams tackles...Logged first special teams tackles of the season in the Week 4 win at Houston, totaling two stops in coverage...Deflected a punt in Week 10 at San Francisco, setting up a field goal on the ensuing drive...**vs. Las Vegas (Sept. 11):** Logged 16 special teams snaps played, which tied for the second-most by any player on the team...Helped the Bolts start the season with a win on Kickoff Weekend for the third-straight year...**at Kansas City (Sept. 15):** Appeared in 20 special teams snaps...**vs. Jacksonville (Sept. 25):** Saw action on 16 special teams plays...**at Houston (Oct. 2):** Contributed on 18 special teams snaps, logging tackles on punt coverage in the fourth quarter and kickoff coverage in the first quarter...**at Cleveland (Oct. 9):** Logged 15 snaps on special teams...**vs. Denver (Oct. 17):** Contributed to 19 snaps on special teams...**vs. Seattle (Oct. 23):** Logged 19 special teams snaps...**at Atlanta (Nov. 6):** Appeared in 16 snaps on special teams...**at San Francisco (Nov. 13):** Contributed to 18 snaps on special teams...Deflected a punt in the second quarter to set up a 25-yard field goal by K Cameron Dicker...It was the team's first punt

## HONORS AND AWARDS

**2021:** *Professional Football Writers of America All-Rookie (Special Teamer)*

deflection since the 2014 season...**vs. Kansas City (Nov. 20):** Logged 18 snaps on special teams and collected an assisted tackle on special teams...**at Arizona (Nov. 27):** Appeared in 19 snaps on special teams...**at Las Vegas (Dec. 4):** Contributed to 18 snaps on special teams...**vs. Miami (Dec. 11):** Tallied 20 snaps on special teams...**vs. Tennessee (Dec. 18):** Appeared on 19 special teams plays...**at Indianapolis (Dec. 26):** Continued to provide reliable support on special teams, appearing in 13 snaps...**vs. L.A. Rams (Jan. 1):** Appeared in two snaps on defense, as well as played in 17 snaps on special teams...**at Denver (Jan. 8):** Played in six snaps on defense, as well as appearing in 22 snaps on special teams...**at Jacksonville (AFC Wild Card, Jan. 14):** Continued to provide reliable support on special teams, appearing in 19 snaps on special teams.

**2021:** Led all NFL rookies with a team-best 14 special teams stops, ranking tied for fifth in the NFL and tied for third in the AFC, in 17 appearances this season...Registered the most special teams tackles by a Charger since 2019 and the most by a Bolts rookie since 2017...Added eight tackles (five solo) defensively, along with an interception to close out the Week 14 win against the Giants...**Awards:** *Professional Football Writers of America All-Rookie (Special Teamer)*...*Pro Football Journal First-Team All-Rookie (Special Teamer)*...**at Washington (Sept. 12):** Logged 16 special teams plays in his NFL debut, securing a tackle on kickoff coverage...**at Dallas (Sept. 19):** Secured his second special teams tackle, logging the stop on the game's



opening kickoff...**at Kansas City (Sept. 26):** Continued to contribute on special teams...**vs. Las Vegas (Oct. 4):** Matched a game-high with two special teams tackles, one occurring on punt coverage and the other as a member of the kickoff cover unit...Saw action on 21 special teams snaps, the second-most by a Charger in the MNF divisional win...**vs. Cleveland (Oct. 10):** Saw action on a team-high 27 special teams snaps...**vs. Baltimore (Oct. 17):** Registered four tackles (two solo) in his first defensive action, while continuing to add support on special teams...On a first-and-10 in the fourth quarter, partnered with DL Linval Joseph to corral Ravens RB Le'Veon Bell after a short gain, leading to an eventual Chargers interception two plays later...**vs. New England (Oct. 31):** Appeared on a team-best 26 special teams snaps, corralling WR Gunner Olszewski to advance to his team-best seven special teams tackles on the season...**at Philadelphia (Nov. 7):** Secured a tackle on kickoff coverage, increasing his team-best special teams tackles mark to eight on the season...Paced the team with 18 special teams snaps contributed to...**vs. Minnesota (Nov. 14):** Contributed on a team-high 24 special teams snaps, adding a tackle on kickoff coverage...**vs. Pittsburgh (Nov. 21):** Saw action on a team-best 26 special teams snaps...**at Denver (Nov. 28):** Added a tackle on kickoff coverage to reach a team-best 10 special teams stops this season...**at Cincinnati (Dec. 5):** Corralled RB Samaje Perine on the second-to-last play from scrimmage, registering his first defensive tackle since Week 6...Added a stop on kickoff coverage to register a team-best 11 special teams tackles...**vs. N.Y. Giants (Dec. 12):** Closed out the game on defense with his first career interception, picking off QB Mike Glennon...Paced the team with 21 special teams plays contributed to...**vs. Kansas City (Dec. 16):** Appeared on a team-high 18 special teams snaps, securing his team-leading 12th special teams tackle of the season, doing so on punt coverage...**at Houston (Dec. 26):** Saw defensive action towards the end of the game, while continuing to contribute in the kicking game...**vs. Denver (Jan. 2):** Logged two tackles (one solo in pass coverage), while pacing the Chargers with 19 snaps contributed on special teams...**at Las Vegas (Jan. 9):** Posted two special teams tackles on punt coverage in the season finale.

**COLLEGE:** Appeared in 45 games (21 starts) over four seasons at the University of Iowa (2017-20)...As a senior in 2020, named Third-Team All-Big Ten Conference by the league's coaches, along with honorable mention recognition by the conference's coaches, after starting all eight of the Hawkeyes' outings in the Big Ten Conference's condensed season and leading Iowa's defensive unit with 77 tackles (37 solo), 2.5 tackles for loss and one fumble recovery, ranking fourth in the Big Ten with an average of 9.6 tackles per game...Posted a career-high 17 tackles (six solo) at Penn State, including one tackle for loss...Capped the 2019 season by securing his first career interception Iowa's win over No. 22 Southern California in the San Diego Credit Union Holiday Bowl, helping secure the program's third-straight bowl victory...Received Academic All-Big Ten honors following each of his four collegiate seasons.

**PERSONAL:** Given name Nicholas Jay Niemann...Born in Waterloo, Iowa...Father, Jay, currently serves as the assistant defensive line coach and defensive recruiting coordinator at Iowa...Older brother, Ben, is currently a linebacker for the Arizona Cardinals and the pair spent two seasons as teammates at Iowa...Regularly visited the University of Iowa Stead Family Children's Hospital...Earned the defensive unit's Team Leader Award following his redshirt season in 2016...Graduated from Iowa with a bachelor's degree in enterprise leadership and a minor in human resources...**High School:** Attended Sycamore (Ill.) High...A team captain as a senior, earned first-team all-star and all-conference honors and was named Defensive Player of the year in the Northern Illinois Big 12 Conference...Named Player of the Year by *The Daily Chronicle*...Totaled 94 tackles, eight tackles for loss and four sacks as a senior linebacker, along with 14 receptions for 366 yards as a tight end for Sycamore...Helped the Spartans reach the state quarterfinals as a junior.

### NICK NIEMANN NFL STATISTICS

		— Tackles —							— Interceptions —				— Fumbles —				
Year	Team	GP	GS	Total	Solo	Asst	Sacks	Yds	TFL	No.	Yds	Lg	TD	PD	FF	FR	Yds
2021	Los Angeles Chargers	17	0	8	5	3	0.0	0	0	1	0	0	0	1	0	0	0
2022	Los Angeles Chargers	17	0	0	0	0	0.0	0	0	0	0	—	0	0	0	0	0
<b>NFL Totals</b>		<b>34</b>	<b>0</b>	<b>8</b>	<b>5</b>	<b>3</b>	<b>0.0</b>	<b>0</b>	<b>0</b>	<b>1</b>	<b>0</b>	<b>0</b>	<b>0</b>	<b>1</b>	<b>0</b>	<b>0</b>	<b>0</b>

		— Tackles —							— Interceptions —				— Fumbles —				
Year	Team	GP	GS	Total	Solo	Asst	Sacks	Yds	TFL	No.	Yds	Lg	TD	PD	FF	FR	Yds
2022	Los Angeles Chargers	1	0	0	0	0	0.0	0	0	0	0	—	0	0	0	0	0
<b>Postseason Totals</b>		<b>1</b>	<b>0</b>	<b>0</b>	<b>0</b>	<b>0</b>	<b>0.0</b>	<b>0</b>	<b>0</b>	<b>0</b>	<b>0</b>	<b>—</b>	<b>0</b>	<b>0</b>	<b>0</b>	<b>0</b>	<b>0</b>

### CAREER TRANSACTIONS

**2021** Selected by Los Angeles Chargers in the sixth round (185th overall) of the 2021 NFL Draft, May 1...Signed rookie contract, May 13.

# AMEN OGBONGBEMIGA 57

LINEBACKER | OKLAHOMA STATE

6-0 | 231 lbs | CALGARY, ALBERTA, CANADA

ACQUIRED: FREE AGENT — 2021

EXPERIENCE: 3RD NFL SEASON

3RD YEAR WITH CHARGERS



**2022:** Appeared in all 17 games regular-season games and the team's postseason contest, playing primarily on special teams and contributing to the most special teams snaps on the Chargers with 356 snaps...Primarily contributed on special teams in the season-opening win over the division-rival Raiders, helping the club secure the third-straight Week 1 victory...Led the team in special teams snaps with 23 in the Week 6 win over Denver...Led the team again in special teams snaps with 20 in the team's win over Atlanta...**vs. Las Vegas (Sept. 11):** Logged 16 special teams snaps played, which tied for the second-most by any player on the team...**at Kansas City (Sept. 15):** Contributed to 20 special teams snaps...**vs. Jacksonville (Sept. 25):** Played in 16 special teams snaps...**at Houston (Oct. 2):** Contributed to 18 special teams snaps, which were tied for a team-best...**at Cleveland (Oct. 9):** Continued to provide reliable support on special teams...**vs. Denver (Oct. 17):** Tallied a team-high 23 special teams snaps...**vs. Seattle (Oct. 23):** Tallied a team-high in special teams snaps for a second-consecutive week, playing in 26 snaps...Recorded one tackle on special teams...**at Atlanta (Nov. 6):** Led the team in snaps on special teams with 20...**at San Francisco (Nov. 13):** Contributed to a team-high 23 snaps on special teams...**vs. Kansas City (Nov. 20):** Contributed to a team-high 24 snaps on special teams...**at Arizona (Nov. 27):** Appeared in a team second-best 24 snaps on special teams...**at Las Vegas (Dec. 4):** Led the team in special teams snaps played with 24...**vs. Miami (Dec. 11):** Continued to provide reliable support on special teams by appearing 23 snaps...**vs. Tennessee (Dec. 18):** Appeared in a team second-best 22 snaps on special teams...**at Indianapolis (Dec. 26):** Continued to provide reliable support on special teams, appearing in 14 snaps...**vs. L.A. Rams (Jan. 1):** Appeared in 19 snaps on special teams, as well as appeared in four snaps on defense...**at Denver (Jan. 8):** Appeared in 10 snaps on defense, collecting three tackles (one solo)...Added 27 snaps on special teams...**at Jacksonville (AFC Wild Card, Jan. 14):** Recovered a muffed punt by the Jaguars to set up a field goal in the second quarter of the game...Appeared in 22 snaps on special teams.

**2021:** Started two of 15 game appearances as a rookie, totaling 21 tackles (13 solo), one sack and one tackle for loss defensively, while, serving as a primary contributor on special teams...Started at LB in the Week 6 loss to Baltimore, pacing the team with eight tackles (three solo)...Dropped Vikings QB Kirk Cousins for a loss of nine yards in Week 10 to register his first career sack...Secured his first career tackle on special teams in the Week 4 win over the division-rival Raiders on Monday Night Football...Made his NFL debut in Week 2 vs. Dallas, contributing on special teams...**at Washington (Sept. 12):** Inactive (healthy scratch)...**vs. Dallas (Sept. 19):** In his first career NFL game, saw significant action on special teams...**at Kansas City (Sept. 26):** Inactive (healthy scratch)...**vs. Las Vegas (Oct. 4):** Proved reliable in the kicking game, securing his first career tackle...On kickoff coverage in the first quarter, corralled RB Peyton Barber...**vs. Cleveland (Oct. 10):** Continued to contribute on special teams...**at Baltimore (Oct. 17):** In his first NFL start, matched a team-best with eight tackles (three solo)...**vs. New England (Oct. 31):** Contributed on a team-high 26 special teams plays...**at Philadelphia (Nov. 7):** Paced the team with 18 special teams snaps...**vs. Minnesota (Nov. 14):** Registered his first career sack, dropping QB Kirk Cousins for a loss of nine yards in the first quarter...Finished the game with two solo stops and two quarterback hits...**vs. Pittsburgh (Nov. 21):** Saw action on a team-high 26 special teams snaps...**at Denver (Nov. 28):** Added one tackle in run support on second-and-10 in the game's opening series, helping force a punt two plays later...**at Cincinnati (Dec. 5):** Contributed significantly on special teams, adding a tackle on kickoff coverage, before partnering with DB Trey Marshall to secure a defensive stop on the final play of the game...**vs. N.Y. Giants (Dec. 12):** Secured four solo tackles defensively, his most since Week 6, to go along with his team-best two special teams tackles...**vs. Kansas City (Dec. 16):** Contributed on 13 special teams snaps...**at Houston (Dec. 26):** After Drue Tranquill departed the game due to injury, filled in at LB and supplied five tackles (three solo)...Continued to contribute on special teams, as well...**vs. Denver (Jan. 2):** Started at LB and totaled one tackle on a run stop the first play from scrimmage of the second half...**at Las Vegas (Jan. 9):** Provided aid on special teams in the season finale.

**COLLEGE:** Appeared in 49 games over four seasons (2017-20) for Oklahoma State...Named an All-Big 12 second-team selection by *The Associated Press* and the conference's coaches in 2020 after leading the Big 12 Conference with three forced fumbles and two fumble recoveries in 2020...Earned honorable mention recognition by the league's coaches for the Big 12 Defensive Player of the Year Award and was a semifinalist for the 2020 Lott IMPACT Trophy, which recognizes the player that makes the biggest IMPACT – which stands for Integrity, Maturity, Performance, Academics, Community and Tenacity – on and off of the field, in his final season with the Cowboys...Over his career, amassed over 200 tackles with 25 tackles for loss, nine sacks, nine quarterback hurries, four fumbles forced and four fumbles recovered... Against TCU in 2020, broke the program's record for most forced fumbles in a single game (three), matching the Big 12's all-time record... Led Oklahoma State with 15.5 tackles for loss in 2019, ranking top-10 in the conference in tackles (100) tackles for loss...Served as a primary contributor on special teams in 2018, being recognized with the team's Outstanding Special Teams Player Award following the season after leading the Cowboys with six special teams tackles...Earned first-team Academic All-Big 12 following each of four seasons.

**PERSONAL:** Given name is Amen Omobolunaji Ogbongbemiga...Born in Lagos, Nigeria...Moved to Houston, Texas in 2003, before moving to Calgary, Alberta, Canada in 2011...Brother, Alex, played LB at the University of Houston, then at the University of Calgary, before playing two seasons in the Canadian Football League for the Saskatchewan Roughriders, Edmonton Eskimos and BC Lions...Graduated from Oklahoma State with a bachelor's degree in finance and management...**High School:** Played for Dave Diluzio at Notre Dame High in Calgary (Canada)... Contributed to Notre Dame's 37-game win streak, which nearly set a Canadian high school record...Named first team All-District and the team's Most Valuable Player following his senior season in 2015, after recording over 100 tackles for the second-straight season...Named to the academic honor roll three times...Competed in track & field, earning three varsity letters.

### AMEN OGBONGBEMIGA NFL STATISTICS

Year	Team	GP	GS	– Tackles –					Yds	TFL	– Interceptions –					– Fumbles –		
				Total	Solo	Asst	Sacks				No.	Yds	Lg	TD	PD	FF	FR	Yds
2021	Los Angeles Chargers	15	2	21	13	8	1.0	9	2	0	0	–	0	0	0	0	0	0
2022	Los Angeles Chargers	17	0	3	1	2	0.0	0	0	0	0	–	0	0	0	0	0	0
<b>NFL Totals</b>		<b>32</b>	<b>2</b>	<b>24</b>	<b>14</b>	<b>10</b>	<b>1.0</b>	<b>9</b>	<b>2</b>	<b>0</b>	<b>0</b>	<b>–</b>	<b>0</b>	<b>0</b>	<b>0</b>	<b>0</b>	<b>0</b>	<b>0</b>
Year	Team	GP	GS	– Tackles –					Yds	TFL	– Interceptions –					– Fumbles –		
				Total	Solo	Asst	Sacks				No.	Yds	Lg	TD	PD	FF	FR	Yds
2022	Los Angeles Chargers	1	0	0	0	0	0.0	0	0	0	0	–	0	0	0	0	1	0
<b>Postseason Totals</b>		<b>1</b>	<b>0</b>	<b>0</b>	<b>0</b>	<b>0</b>	<b>0.0</b>	<b>0</b>	<b>0</b>	<b>0</b>	<b>0</b>	<b>–</b>	<b>0</b>	<b>0</b>	<b>0</b>	<b>0</b>	<b>1</b>	<b>0</b>

### CAREER TRANSACTIONS

**2021** Signed by Los Angeles Chargers as undrafted free agent, May 1.

# OTITO OGBONNIA 93

DEFENSIVE LINEMAN | UCLA

6-4 | 320 lbs | HOUSTON, TEXAS

ACQUIRED: DRAFT 5 — 2022

EXPERIENCE: 2ND NFL SEASON

2ND YEAR WITH CHARGERS



**2022:** Prior to being placed on Reserve/Injured following Week 10, appeared in seven games, including a start, and recorded 14 tackles (13 solo), one of which registered as a tackle for loss...Supported the defensive front with five solo stops, including a for loss, in Week 3 vs. Jacksonville...In his first NFL game, helped support a defensive unit that totaled six sacks and three interceptions in the season-opening win over the division-rival Raiders...Inactive (healthy scratch) Weeks 4 and 5...**vs. Las Vegas (Sept. 11):** Made his NFL debut, collecting a solo stop in run support in the second quarter, while also contributing on special teams...**at Kansas City (Sept. 15):** Saw action on 11 defensive snaps...**vs. Jacksonville (Sept. 25):** Recorded five solo stops, including one tackle for loss, in the outing...In the fourth quarter, dropped RB Travis Etienne for a one-yard loss to register his first NFL tackle for loss...**at Houston (Oct. 2):** Inactive (healthy scratch)...**vs. Denver (Oct. 17):** Returned to the lineup and supplied a tackle in run support in overtime...**vs. Seattle (Oct. 23):** Recorded three solo stops, all in run support...**at Atlanta (Nov. 6):** Secured two solo stops in run support...**at San Francisco (Nov. 13):** Appeared on 10 defensive snaps, notching two tackles (one solo), before departing the game due to injury.

**COLLEGE:** Started 27-of-43 career games played over four seasons (2018-21) at UCLA... Totaled 79 tackles (39 solo), 4.5 sacks, five passes defended, two forced fumbles and one fumble recovery...Was a preseason honorable mention All-Pacific-12 selection going into his senior season...Set career highs in 2021 with 12 starts, 30 tackles, 14 solo stops along with two sacks, a forced fumble and a recovery.

## BEYOND THE BOLT



*With a passion for cooking, Ogbonnia worked on his craft throughout his time at UCLA. Over the years, he started a tradition to supply a home-cooked, from scratch Thanksgiving meal for any players that couldn't return home for the holiday. From ribs and cornbread to roasted duck and stuffing, and from cheesecake to cinnamon rolls, Ogbonnia's culinary work was legendary among his teammates. He refines some of his mental skills for on-field use in the kitchen — work ethic and attention to detail. In November 2021, Ogbonnia told the Los Angeles Times that he enjoys working on meticulous recipes, saying "Things that require complexities, things that are extremely detailed. I think I'm kind of like that on the field."*

**PERSONAL:** Given name Otitio Ogbonnia... Name is pronounced 'oh-TEET-oh oh-BONE-yuh'...Nickname is 'Tito'...Is of Nigerian descent... Has a passion for cooking, supplying home-cooked Thanksgiving meals to UCLA teammates when playing for the Bruins...Plans to attend Law School following his NFL career...Earned his bachelor's degree in Geography/Environmental Studies from UCLA...**High School:** Attended James E. Taylor High School in Katy, Texas... Twice earned All-District honors, eclipsing the 60-tackle threshold each of his final two seasons...Totaled 34 tackles for loss over his final two prep seasons...As a senior in 2017, recorded 68 tackles, 24 tackles for loss, five sacks and two forced fumbles...In track & field, won every shot put competition in the 2018 Spring season, taking first place in both the shot put and discus throw at the State of Texas Championships.

## OTITO OGBONNIA NFL STATISTICS

Year	Team	GP	GS	— Tackles —					— Interceptions —					— Fumbles —				
				Total	Solo	Asst	Sacks	Yds	TFL	No.	Yds	Lg	TD	PD	FF	FR	Yds	
2022	Los Angeles Chargers	7	1	14	13	1	0.0	0	1	0	0	—	0	0	0	0	0	0
<b>NFL Totals</b>		<b>7</b>	<b>1</b>	<b>14</b>	<b>13</b>	<b>1</b>	<b>0.0</b>	<b>0</b>	<b>1</b>	<b>0</b>	<b>0</b>	<b>—</b>	<b>0</b>	<b>0</b>	<b>0</b>	<b>0</b>	<b>0</b>	<b>0</b>

## CAREER TRANSACTIONS

**2022** Selected by Los Angeles Chargers in the fifth round (160th overall) of NFL Draft, April 30... Signed rookie contract, May 13...Placed on Reserve/Injured (knee), Nov. 16.



# JOSHUA PALMER

WIDE RECEIVER | TENNESSEE

6-1 | 210 lbs | BRAMPTON, ONTARIO, CANADA

ACQUIRED: DRAFT 3a — 2021

EXPERIENCE: 3RD NFL SEASON

3RD YEAR WITH CHARGERS

## CAREER HIGHLIGHTS

- ▶ *Enjoyed a career season in 2022, setting career highs with 72 catches and 769 receiving yards.*
- ▶ *Totaled three fourth-quarter receiving touchdowns as a rookie, the second-most by any rookie WR in the NFL in 2021.*

**2022:** Started 11-of-16 regular-season games played, totaling career bests with 72 receptions and 769 yards, while adding three TDs...Had a stretch of at least four catches and 50 receiving yards over four games from Week 11-14, which was the third-longest in the AFC...Was one of six Chargers to top 500 receiving yards and three TD catches on the year, setting the record for most players to do so on the same team in a single season in NFL history...Tallied a 45-yard catch-and-run in the Week 3 outing to help QB Justin Herbert register his 28th career completion of 40-plus yards, the most by any passer in the NFL since 2020...**vs. Las Vegas (Sept. 11):** Caught three passes for five yards (1.7 avg.)...Rushed once, totaling four yards and moving the chains on third down on an end-around...**at Kansas City (Sept. 15):** Collected a season-high four catches for 30 yards, including a five-yard TD in the fourth quarter...Secured a first down or a TD on three of his four grabs...**vs. Jacksonville (Sept. 25):** Accounted for a career-high six receptions for 99 yards (16.5 avg.), with five of the grabs occurring in the second half...Moved the chains on five of his six receptions, helping the Chargers' offense gain first downs and sustain drives...Tallied a 45-yard catch-and-run in the Week 3 outing to help Justin Herbert register his 28th career completion of 40-plus yards, the most by any passer in the NFL since 2020...**at Houston (Oct. 2):** Secured a 25-yard catch on first down in the second quarter, the second-longest play of the day by the offensive unit...**at Cleveland (Oct. 9):** Registered three catches for 24 yards (8.0 avg.) with a long of nine yards and two first-down conversions...**vs. Denver (Oct. 17):** Paced the unit with a single-game career-high 10 catches for 47 yards (4.7 avg.)...**vs. Seattle (Oct. 23):** Inactive (concussion)...**at Atlanta (Nov. 6):** Hauled in eight grabs for a career-high 106 yards (13.3 avg.), helping lead the offensive charge...Matched a single-game career-best with five of his catches registering as first downs...**at San Francisco (Nov. 13):** Caught three passes for 44 yards (14.7 avg.) to

reach 390 receiving yards on the year, surpassing his career-high receiving output, set as a rookie...**vs. Kansas City (Nov. 20):** Led the offense's receiving output with eight receptions for 106 yards (13.3 avg.) and two TDs, registering his first-career multi-score game...Matched single-game career-best outputs with eight catches and 106 yards through the air...On the offense's opening drive, was on the receiving end of Justin Herbert's 50-yard pass, giving the Chargers the early lead and the unit's third opening-drive TD of the season...With less than two minutes remaining in regulation, capped a 10-play drive with a six-yard receiving score, his second of the game and third of the season...**at Arizona (Nov. 27):** Recorded five catches for 56 yards (11.2 avg.) with a long grab of 18 yards, converting all five receptions for first downs...**at Las Vegas (Dec. 4):** Led the offensive with seven catches for 60 yards (8.6 avg.)...Proved reliable on third down, as four of his seven catches, registering 40 yards, occurred on third down and three of which moved the chains for a first down gained...**vs. Miami (Dec. 11):** Logged four catches for 53 yards (13.3 avg.), marking his fourth-straight game with at least four catches and 50 yards receiving...**vs. Tennessee (Dec. 18):** Collected five catches for 49 yards (9.8 avg.) with a long of 14 yards...Tallied a first down receiving...**at Indianapolis (Dec. 26):** Hauled-in two grabs for 16 yards (8.0 avg.), with his first registering as a first down on third down...**at Denver (Jan. 8):** Closed out the regular season with four receptions for 39 yards (9.8 avg.)...**at Jacksonville (AFC Wild Card, Jan. 14):** Caught two passes for 31 yards (15.5 avg.), with a long grab of 18 yards, as both receptions registered as first downs in the AFC Wild Card Round matchup at Jacksonville.

**2021:** Appeared in all 17 games (five starts), hauling in 33 grabs for 353 yards (10.7 avg.) and four TDs with a long of 36 yards...Found the end zone or gained a first down receiving on 18 of 33 catches...Ranked third in the NFL among rookies with three fourth-quarter receiving scores...Caught first career TD in the fourth quarter against New England, with the latter coming in the Week 13 win over the Giants...Totaled a career-high five catches in the Week 16 outing at Houston, totaling 43 yards (8.6 avg.) and a fourth-quarter TD...**at Washington (Sept. 12):** Logged one catch for 17 yards (17.0 avg.) on first-and-10 to help sustain an 18-play scoring drive before the culmination of the first half...



**vs. Dallas (Sept. 19):** Totaled two receptions for 21 yards (10.5 avg.) with a long of 16 yards in the home opener...Helped QB Justin Herbert record 338 yards passing, his 10th career 300-yard performance, which tied the NFL record for most outings of the like through a player's first two seasons...**at Kansas City (Sept. 26):** Contributed primarily on special teams, while logging 10 offensive snaps...**vs. Las Vegas (Oct. 4):** Saw action on seven snaps offensively in the home win over the division-rival Raiders...**vs. Cleveland (Oct. 10):** Matched his season-best with two receptions for 12 yards (6.0 avg.) with a long of seven yards...On second-and-10 in the fourth quarter, corralled a five-yard pass along the left sideline to set the Chargers up with a third-and-five that led to an eventual TD... Contributed to Justin Herbert's 11th career 300-yard outing, the most by any QB in their first two seasons in NFL history, as Herbert finished the day with a career-best 398 passing yards...**vs. Baltimore (Oct. 17):** Secured one catch for eight yards (8.0 avg.) on a third-and-seven to move the chains for the Chargers offense...**vs. New England (Oct. 31):** Hauled in a 24-yard back-shoulder pass late in the fourth quarter to secure his first NFL TD...**at Philadelphia (Nov. 7):** Notched two catches for 22 yards (11.0 avg.) with a long grab of 15 yards...**vs. Minnesota (Nov. 14):** Brought in a career-high three catches for 22 yards (7.3 avg.) with a long catch of 13 yards on third-and-five in the fourth quarter to set up K Dustin Hopkins' field goal...**vs. Pittsburgh (Nov. 21):** On the offense's second drive of the third quarter, totaled one rush on an end around for six yards (6.0 avg.), before hauling in a 17-yard short pass to the right on first-and-20 to set up second-and-three, leading to an eventual Chargers first down...**at Denver (Nov. 28):** Recorded two receptions for 25 yards (12.5 avg.) with a long of 18 yards...On a second-and-10 in the fourth quarter, took a short pass to the right 18 yards for a first down, registering the second-longest reception of his career to that point...**at Cincinnati (Dec. 5):** Continued to contribute in the passing game and on special teams...**vs. N.Y. Giants (Dec. 12):** Posted five catches for 66 yards (13.2 avg.) with a long of 36 yards and a TD...Hauled in a go-ahead 12-yard receiving TD in the second quarter...**vs. Kansas City (Dec. 16):** Brought in one catch for 15 yards on second-and-10 in the fourth quarter, helping sustain a drive capped by WR Keenan Allen's receiving score to give the Bolts a seven-point lead with 2:24 remaining in regulation...**at Houston (Dec. 26):** Totaled a career-high five receptions for 43 yards (8.6 avg.) and a TD, securing the score in the fourth quarter...Of his five grabs, three went

for either a first down or TD...**vs. Denver (Jan. 2):** Totaled three catches for 16 yards (5.3 avg.) with a long of eight yards and one grab going for a first down...**at Las Vegas (Jan. 9):** Capped the season with four grabs for 45 yards (11.3 avg.), along with a 23-yard, fourth-quarter TD grab.

**COLLEGE:** Played four seasons at the University of Tennessee (2017-20), registering 99 catches — 69 of which reached the first-down marker — for 1,514 yards and four TDs, averaging over 15 yards per reception for his career...Led the Volunteers in all four major receiving categories as a senior in 2020, amassing 33 catches for 475 yards (14.4 avg.) and four TDs in 10 games...On the road against No. 3 Georgia, caught TDs on back-to-back possessions against Georgia, helping the Volunteers take a 21-17 lead into the intermission... Registered four catches for 57 yards (14.3 avg.) and his team-best fourth score of the season vs. No. 2 Alabama...Closed out the 2019 season by matching his career-high mark of six catches, totaling 68 yards (11.3 avg.) in the TaxSlayer Bowl victory over Indiana...Named to the Southeastern Conference's Academic Honor Roll following the 2019 season.

**PERSONAL:** Given name Joshua Keith Palmer... Born in Toronto, Ontario, Canada...Father, Keith, played football collegiately at the University of Windsor (Canada)...Parents are of Jamaican descent...In the summer of 2019, travelled to Rwanda on a mission trip with VOLeaders, a group comprised of University of Tennessee student-athletes...Recipient of the Emmon Love Athletic Memorial Endowed Scholarship at Tennessee... Graduated from Tennessee with a bachelor's degree in business management/marketing...**High School:** Attended St. Thomas Aquinas High in Fort Lauderdale, Fla., where he was teammates with CB Asante Samuel Jr. ...Notes that his first practice repetition at St. Thomas Aquinas was against Samuel...In 2016, the pair of Chargers rookies helped lead the Knights to the program's third-straight Florida Class 7A State Championship... Named Florida Class 7A All-State Second-Team following the 2016 season...Contributed to the program's 2015 state championship teams, alongside of 49ers DE Nick Bosa...Prior to St. Thomas Aquinas, attended St. Roch High School in Brampton, Ontario from 2013-14.

## CAREER TRANSACTIONS

**2021** Selected by Los Angeles Chargers in the third round (77th overall) of the 2021 NFL Draft, May 1...Signed rookie contract, July 23.

## JOSHUA PALMER NFL STATISTICS

Year	Team	GP	GS	No.	— Receiving —				Att	— Rushing —				Scrimmage Yards
					Yds	Avg.	Lg	TD		Yds	Avg.	Lg	TD	
2021	Los Angeles Chargers	17	5	33	353	10.7	36	4	1	6	6.0	6	0	359
2022	Los Angeles Chargers	16	11	72	769	10.7	50t	3	1	4	4.0	4	0	773
<b>NFL Totals</b>		<b>33</b>	<b>16</b>	<b>105</b>	<b>1,122</b>	<b>10.7</b>	<b>50t</b>	<b>7</b>	<b>2</b>	<b>10</b>	<b>5.0</b>	<b>6</b>	<b>0</b>	<b>1,132</b>

POSTSEASON		GP	GS	No.	— Receiving —				Att	— Rushing —				Scrimmage Yards
Year	Team				Yds	Avg.	Lg	TD		Yds	Avg.	Lg	TD	
2022	Los Angeles Chargers	1	0	2	31	15.5	18	0	0	0	—	—	0	31
<b>Postseason Totals</b>		<b>1</b>	<b>0</b>	<b>2</b>	<b>31</b>	<b>15.5</b>	<b>18</b>	<b>0</b>	<b>0</b>	<b>0</b>	<b>—</b>	<b>—</b>	<b>0</b>	<b>31</b>



# DONALD PARHAM JR. ⚡ 89

## TIGHT END | STETSON

6-8 | 237 lbs | LAKELAND, FLA.  
ACQUIRED: FREE AGENT — 2020  
EXPERIENCE: 4TH NFL SEASON  
4TH YEAR WITH CHARGERS

### CAREER HIGHLIGHTS

- ▶ Over 33 career games, has made 15 starts at tight end and hauled in 40 passes for 479 yards (12.0 avg.) and seven touchdowns.
- ▶ With each of his first two career receptions going for touchdowns, became the first Chargers player since 1978 to register scores on each of his first two career catches.

**2022:** Appeared in six games on the season, totaling 10 receptions for 130 yards (13.0 avg.) and a TD...Placed on Reserve/Injured in Week 9 and activated from the list in Week 15...Inactive (hamstring) for the first four weeks of the season before making his debut in Week 5 at Cleveland...Caught his first TD of the season on a three-yard pass from QB Justin Herbert in a Week 17 win over the Los Angeles Rams...Started at TE in the team's AFC Wild Card game against the Jacksonville Jaguars...**at Cleveland (Oct. 9):** Made his season debut, contributing to 18 offensive snaps...**vs. Denver (Oct. 17):** Caught three passes for 53 yards (17.7 avg.), including a 24-yard reception that extended a Chargers drive that ended with a TD by RB Austin Ekeler...**vs. Seattle (Oct. 23):** Inactive (concussion)...**vs. Tennessee (Dec. 18):** Recorded three receptions for 35 yards (11.7 avg.) with a long of 18 yards, including a catch for a first down, in his first game since Week 6...**at Indianapolis (Dec. 26):** Recorded an eight-yard catch in the first quarter...**vs. L.A. Rams (Jan. 1):** Started at TE and caught his first TD of the season on his sole reception, a three-yard pass from Justin Herbert...**at Denver (Jan. 8):** Tallied 31 receiving yards on two receptions (15.5 avg.) with a long of 23 yards...**at Jacksonville (AFC Wild Card, Jan. 14):** Started the game at TE, accruing four receptions for 23 yards (5.8 avg.) with a 12-yard long...Helped the offense accrue 17 points in the first quarter, the third-most points in a single quarter in Chargers playoff history...Helped the offense total 27 points in the first half, the second-most ever in a Chargers playoff game.

**2021:** Logged 14 appearances before being placed on Reserve/Injured prior to Week 15... Totaled 20 catches for 190 yards (9.5 avg.) with three TDs...Had two receiving scores in as many weeks following the Week 5 win over Cleveland...**at Washington (Sept. 12):** Saw action on 14 offensive snaps, helping provide protection for QB Justin Herbert as the second-year signal-caller registered his ninth-career 300-yard outing...**vs. Dallas (Sept. 19):** Contributed on offense and on special teams...**at Kansas City (Sept. 26):** Logged first catch of the season, a 19-yard reception in the second quarter, to move the chains and set up the Bolts offense for the first score of the game two plays later...Helped Justin Herbert orchestrate his second come-from-behind fourth-quarter victory behind a four-TD effort...**vs. Las Vegas (Oct. 4):** Secured his first receiving TD of the season on a 10-yard toss on the game's opening possession, giving Los Angeles an early lead... Contributed to Justin Herbert's three-TD output, giving the signal-caller seven passing scores in his first two MNF appearances, which ties as the second-most by any player in league annals...**vs. Cleveland (Oct. 10):** Totaled two catches for 29 yards (14.5 avg.), including a long score of 22 yards...Secured his sixth career TD on his 13th career reception...Continued to serve as a reliable target for Justin Herbert who threw for a career-high 398 yards in the game, marking his record-setting 11th 300-yard passing outing...**at Baltimore (Oct. 17):** Hauled in two catches for 10 yards (5.0 avg.)...**vs. New England (Oct. 31):** Started as the second TE, providing support on nearly half of the offensive snaps...**at Philadelphia (Nov. 7):** Hauled in three catches for 39 yards (13.3 avg.) with a long reception of 19 yards, along with a two-yard receiving score to register his third receiving TD of the season...**vs. Minnesota (Nov. 14):** Notched a 17-yard catch on the second play from scrimmage in the second half, igniting the Chargers' TD drive to open the third quarter...**vs. Pittsburgh (Nov. 21):** Registered a career-high four catches for 38 yards (9.5 avg.) with three of his grabs going for first downs...**at Denver (Nov. 28):** Logged one catch, a five-yard first-down grab in the fourth quarter on second-and-one...**at Cincinnati (Dec. 5):** Totaled two catches for three yards (1.5 avg.) with a long of six yards...**vs. N.Y. Giants (Dec. 12):** Hauled in two catches for 13 yards (6.5 avg.) with a long of 15 yards...**vs. Kansas City (Dec. 16):** Received one target on the game's opening drive, prior to leaving the game due to injury.

**2020:** In his first NFL season, appeared in 13 games and receiving five starting nods as an extra TE...Caught 10 passes for 159 yards (15.9 avg.) and three receiving scores, as three of his first four career receptions went for TDs... Became the first Chargers player since 1978 to record TDs on each of his first two career receptions...His two receiving TDs in the month of October helped QB Justin Herbert secure NFL Rookie of the Month acknowledgement... Recorded the first multi-catch game of his career in Week 13 vs. New England...**at Cincinnati (Sept. 13):** Inactive (healthy scratch)...**at Tampa Bay (Oct. 4):** Made NFL debut, recording a receiving TD on his first career reception...Partnered with WR Tyron Johnson, who also recorded a receiving TD on his first career catch, the pair became just the third set of teammates in the last 40 years to do so...Both players also entered the league undrafted, as the pair were the only set of undrafted teammates to each record a receiving TD on their first career receptions in the same game...**at New Orleans (Oct. 12):** Recorded one target, seeing action on seven offensive snaps...Also contributed on special teams...**vs. Jacksonville (Oct. 25):** Secured his second career receiving TD on his second career reception, becoming the first Charger since 1978 to log a receiving TD on each of his first two career receptions...**at Denver (Nov. 1):** Made first career start as the unit's second TE, seeing action on 10 offensive snaps, primarily in a blocking role...**vs. Las Vegas (Nov. 8):** Received three pass targets in the game...Provided assistance on special teams, providing protection on the field goal unit...**at Miami (Nov. 15):** Started his second career game, recording one catch for 13 yards...On second-and-10 in the fourth quarter from Miami's 26-yard line, found a gap in the coverage, settled and secured a completion of 13 yards, leading to WR Keenan Allen's TD three plays later...Totaled 14 offensive snaps, while also contributing on special teams...**vs. N.Y. Jets (Nov. 22):** Started his third game of the season as the offensive unit's extra tight end...Finished the day with six offensive snaps, contributing primarily in the run game...**at Buffalo (Nov. 29):** Saw one target late in the first quarter while continuing to contribute primarily on special teams...**vs. New England (Dec. 6):** Recorded a career-high two receptions, taking the two catches for 21 yards (10.5 avg.) with a long reception of 12 yards...Caught Justin Herbert's

first pass of the day, a 12-yard reception for a first down on the offense's opening drive of the game...**vs. Atlanta (Dec. 13):** Logged 14 snaps on offense, primarily contributing in a blocking role...On special teams, helped pave the way for S Nasir Adderley's 76-yard kickoff return in the second quarter...**at Las Vegas (Dec. 17):** Received one target while contributing offensively in the passing game...**vs. Denver (Dec. 27):** Recorded two receptions for a career-high 47 receiving yards (23.5 avg.) as both of his receptions went for first downs, helping the L.A. offensive sustain drives...While in pass protection, landed on a Justin Herbert fumble to help the Bolts not turn the ball over and retain possession to close out the first half...**at Kansas City (Jan. 3):** Caught a season-high three passes for 37 yards (12.3 avg.) and a TD to help the Bolts close out the regular season on a four-game win streak...Being on the receiving end of the Justin Herbert's passing TD, helped the rookie QB set the NFL record for most total TDs (36) in NFL history.

**XFL (2020):** Appeared in five games with the Dallas Renegades...Led all XFL TEs with 307 receiving yards and four TDs on 24 receptions (12.8 avg.)...The 307 yards were No. 3 among all players in the XFL...Had a 100-yard performance, the league's only TE to do so...**at Los Angeles (Feb. 16):** Hauled in five passes for 76 yards (15.2 avg.) and a TD...The three-yard scoring grab in the fourth quarter ended up being the game-winning score...**at Seattle (Feb. 22):** Eclipsed 100 yards, finishing with 101 receiving yards and a pair of TD catches on five receptionist (20.2 avg.)...Was the only player to score in the second half, hauling in a 10-yard TD in the third quarter and a 65-yarder in the fourth.

**2019:** Spent time on the practice squad for Washington.

**COLLEGE:** Played four seasons (2015-18) at Stetson, appearing in 34 career games with 24 starts...Ended his career as the school's all-time leader in receptions (180), receiving yards (2,591), TD catches (20) and all-purpose yards (2,591)...Finished with a career receiving average of 14.4...As a senior, was a consensus All-American, including first-team honors from *The Associated Press*...Named to the Football Championship Subdivision Athletic Director's Association All-Star team and first-team All-Pioneer Football League...Closed his career with a 12-catch, 257-yard performance against Valparaiso...Set a single-game program record as a senior with 14 receptions against Jacksonville...Posted 85 catches for 1,319 yards (15.5 avg.) and 13 TDs as a senior...Led all Division I receivers in receptions-per-game (9.4) and receiving yards-per-game (146.6).

**PERSONAL:** Given name Donald Durand Parham Jr. ...Last name is pronounced par-HAM... Nicknames are 'DP', 'Donnie' and 'Tree'...Born in Lakeland, Fla. ...Father, Donald, played football at Albany State along with his uncle, Roger... Another uncle, Eric Gallon, played at Kansas State and the New England Patriots...Uncle, Eddie Gallon, played at Livingstone College, while another uncle, Edward Gallon, played at North Carolina State...Cousin, Lavell Payne, played college basketball at Central Florida...Worked at the Florida Department of Transportation...Played the guitar and trombone in his youth...Enjoys freshwater fishing...Was an honor roll student in high school with a weighted GPA of 4.3 and a member of the National Honor Society...Studied communications & media studies at Stetson...**High School:** Played WR and DE at Lake Gibson High in Lakeland, Fla. ...Lettered three years in football, totaling 13 catches for 234 receiving yards (18.0 avg.) and four TDs...Also played basketball, lettering two years.

### DONALD PARHAM JR. NFL STATISTICS

Year	Team	GP	GS	No.	– Receiving –				Att	– Rushing –				Scrimmage Yards
					Yds	Avg.	Lg	TD		Yds	Avg.	Lg	TD	
2020	Los Angeles Chargers	13	5	10	159	15.9	26	3	0	0	–	–	0	159
2021	Los Angeles Chargers	14	9	20	190	9.5	22t	3	0	0	–	–	0	190
2022	Los Angeles Chargers	6	1	10	130	13.0	24	1	0	0	–	–	0	130
<b>NFL Totals</b>		<b>33</b>	<b>15</b>	<b>40</b>	<b>479</b>	<b>12.0</b>	<b>26</b>	<b>7</b>	<b>0</b>	<b>0</b>	<b>–</b>	<b>–</b>	<b>0</b>	<b>479</b>

POSTSEASON		GP	GS	No.	– Receiving –				Att	– Rushing –				Scrimmage Yards
Year	Team				Yds	Avg.	Lg	TD		Yds	Avg.	Lg	TD	
2022	Los Angeles Chargers	1	1	4	23	5.8	12	0	0	0	–	–	0	23
<b>Postseason Totals</b>		<b>1</b>	<b>1</b>	<b>4</b>	<b>23</b>	<b>5.8</b>	<b>12</b>	<b>0</b>	<b>0</b>	<b>0</b>	<b>–</b>	<b>–</b>	<b>0</b>	<b>23</b>

### CAREER TRANSACTIONS

- 2019** Signed by Detroit Lions as undrafted free agent, May 10...Waived by Lions, May 13... Signed by Washington Redskins as free agent, June 7...Waived by Redskins, Aug. 31...Signed by Redskins to practice squad, Sept. 13...Released by Redskins from practice squad, Sept. 17.
- 2020** Signed by Los Angeles Chargers as free agent, April 14.
- 2021** Placed on Reserve/Injured (concussion), Dec. 25.
- 2022** Re-signed by Chargers as exclusive rights free agent, April 12...Placed on Reserve/Injured (hamstring), Nov. 5...Designated for return from Reserve/Injured, Dec. 7... Activated from Reserve/Injured; Designated for Return, Dec. 17.
- 2023** Re-signed by Chargers as restricted free agent, March 23.

# TREY PIPKINS III ⚡ 79

## TACKLE | SIOUX FALLS

6-6 | 307 lbs | APPLE VALLEY, MINN.

ACQUIRED: DRAFT 3 — 2019

EXPERIENCE: 5TH NFL SEASON

5TH YEAR WITH CHARGERS



## CAREER HIGHLIGHTS

- ▶ Over four seasons with the Bolts, appeared in 52 games and made 24 starts (four at left tackle, 20 at right tackle).
- ▶ Started 14 games in 2022 on a line that finished the season as the NFL's No. 3 passing offense and ninth-ranked total offense.
- ▶ Became the second-ever player drafted out of Sioux Falls, joining P Brian Hansen — who was drafted in the ninth round (237th overall) by New Orleans in the 1984 NFL Draft.

**2022:** Made 14 starts at RT...Helped the offense record a season-high 34 points in Week 4 against the Texans...Opened the season by anchoring an offensive front that did not allow a sack in the season-opening win against the Raiders...Assisted the offensive line in allowing zero sacks en route to a Week 9 win over the Atlanta Falcons...Helped the offensive line not allow a sack en route to a Week 17 win over the Los Angeles Rams...Started at RT in the team's AFC Wild Card game against the Jacksonville Jaguars...**vs. Las Vegas (Sept. 11):** Started at RT and helped the offensive line to not surrender a sack on the day...Kept QB Justin Herbert upright as the signal-caller produced the fourth-best passer-rating (129.4) by a Chargers QB in a season opener in franchise history...Protected Herbert as he collected his 80th career total TD, doing so in his 33rd career game, the second-fastest by any player in league annals...**at Kansas City (Sept. 15):** Started at RT...Protected Justin Herbert as he threw a TD pass to FB Zander Horvath, extending his passing touchdown streak to 23 games, the second-longest active streak in the NFL and tied for the third-longest in Chargers history...Left the game due to injury...**vs. Jacksonville (Sept. 25):** Started at RT and blocked for Justin Herbert to help him surpass 900 career completions and 10,000 career passing yards...**at Houston (Oct. 2):** Started at RT and helped block for RB Austin Ekeler to register the fourth three-TD game of his career...Protected Justin Herbert to help him achieve his 19th career game with 300-plus passing yards, tying QB Andrew Luck for most such games through three seasons in NFL history...Helped

the offense collect 27 points in the first half, which were the most by the Chargers in the first half since 2018...**at Cleveland (Oct. 9):** Started at RT...Blocked for Austin Ekeler en route to a career-high 173 rushing yards and his 50th-career scrimmage TD...Also helped Ekeler become the first running back in the common draft era (since 1967) to record multiple receiving TDs in each of the first six seasons of a career...Also protected Justin Herbert in his 26th consecutive game with a TD pass...**vs. Denver (Oct. 17):** Started at RT...Helped block for Justin Herbert to become the fastest player in NFL history to complete 1,000 passes, doing so in 38 games...**vs. Seattle (Oct. 23):** Started at RT...Blocked for Justin Herbert en route to throwing his 80th career TD in his 39th career game, becoming the fourth player in league history to throw at least 80 TDs within their first 40 games played...**at Atlanta (Nov. 6):** Started at RT and played in 59 snaps before leaving the game due to injury...Helped the offensive line allow zero sacks for the second time this season...Protected Justin Herbert en route to setting the record for most completed passes in a player's first three seasons in NFL history, passing Andrew Luck's mark of 1,062 completions in the fourth quarter...**vs. Kansas City (Nov. 20):** Started the game at RT...Helped Justin Herbert surpass 12,000 career passing yards in his 42nd career game, becoming the second-fastest QB in NFL history to pass that mark...**at Arizona (Nov. 27):** Started the game at RT before exiting the game early due to injury...Helped block for Justin Herbert to help him tally the second-most TD passes and passing yards through a player's first three seasons in NFL history...**at Las Vegas (Dec. 4):** Inactive (Knee)...**vs. Tennessee (Dec. 18):** Started the game at RT...Helped block for Justin Herbert to help him surpass 4,000 passing yards this season, becoming the first QB in NFL history to record three 4,000 passing yard seasons to start a career...**at Indianapolis (Dec. 26):** Started at RT...Helped block for Austin Ekeler's two rushing scores to help him reach 16 scrimmage TDs through 16 weeks, the most in the NFL...**vs. L.A. Rams (Jan. 1):** Started at RT and contributed to an offensive line that didn't allow a sack...Helped the offensive line block for Austin Ekeler's two rushing scores, including a TD rush that went for 72 yards...Also assisted Justin Herbert surpass 100 combined TDs, tied for the most through



a player's first three seasons in NFL history...**at Denver (Jan. 8):** Started at RT...Helped block for Justin Herbert to record the most games with a TD pass through first three seasons in NFL history with 45, as well as blocking for his 102 combined TDs of his career, the most by a player in NFL history through three seasons...**at Jacksonville (AFC Wild Card, Jan. 14):** Started the game at RT and appeared in all 70 snaps on offense...Helped the offense accrue 17 points in the first quarter, the third-most points in a single quarter in Chargers playoff history...Helped the offense total 27 points in the first half, the second-most ever in a Chargers playoff game.

**2021:** Appeared in 12 games, starting Week 15 vs. Kansas City at LT and Week 17 vs. Denver... Primarily contributed as an extra offensive lineman in certain personnel sub-packages and provided support on the field goal protection unit...**at Washington (Sept. 12):** Registered six offensive snaps as an extra lineman, while also helping to protect on the field goal unit, in the Week 1 victory...**vs. Dallas (Sept. 19):** Saw action on four offensive snaps...Continued to provide protection on the field goal unit, as K Tristan Vizcaino connected on two field goals in the second half to tie the game on two occasions... **at Kansas City (Sept. 26):** Logged a season-high nine offensive snaps as an extra offensive lineman...Remained consistent on the field goal protection unit, as K Tristan Vizcaino nailed a 24-yard field goal try to tie the game in the fourth quarter, leading to QB Justin Herbert's second come-from-behind fourth-quarter win of the season...**vs. Las Vegas (Oct. 4):** Helped the field goal unit go a perfect four-for-four on PATs...**vs. Cleveland (Oct. 10):** Aided the protection on five PATs...**at Baltimore (Oct. 17):** Saw action on two snaps offensively, as well as one PAT attempt... **vs. New England (Oct. 31):** Inactive (healthy scratch)...**at Denver (Nov. 28):** Returned to the lineup and contributed on one offensive snap... **at Cincinnati (Dec. 5):** Active, did not play...**vs. N.Y. Giants (Dec. 12):** Saw action on offense and on the field goal protection unit...**vs. Kansas City (Dec. 16):** Started at LT and contributed a unit that did not allow a sack, marking the first occurrence since Week 9 and just the second occasion this season...**at Houston (Dec. 16):** Added protection on the field goal unit...**vs. Denver (Jan. 2):** Started at RT and kept Justin Herbert clean as the offensive line did not allow a sack for the third time this season, as Herbert tossed two touchdowns to break the franchise's single-season passing touchdown mark...**at Las Vegas (Jan. 9):** Aided the field goal protection unit in the season finale.

**2020:** Played in 13 games, logging five starts, at RT for the Chargers...Started each game from Week 4 to Week 7, returning to the starting lineup in Week 12, then again in Week 17 to close out the season...Spent Weeks 14 to 15 on the Reserve/COVID-19 list, before returning to the active roster prior to Week 16...Also contributed on the protection for each field goal and extra point attempt...**at Cincinnati (Sept. 13):** Saw action on an offensive play as an eligible lineman in the fourth quarter, leading to an eventual 22-yard field goal by K Michael Badgley...Blocked on all field goal and extra point attempts...**vs. Kansas City (Sept. 20):** Provided protection on all extra point and field goal attempts...**vs. Carolina (Sept. 27):** Aided the protection on all extra point and field goal attempts...**at Tampa Bay (Oct. 4):** Made first start of the season for the Bolts, getting the nod at RT and playing on 100 percent of the offensive snaps...Protected QB Justin Herbert as the rookie tallied two 50-plus yard passing TDs...**at New Orleans (Oct. 12):** Received second starting nod of the season (RT)...Assisted in the offensive line's protection of Justin Herbert as he set the rookie record for most passing TDs in *Monday Night Football* history...**vs. Jacksonville (Oct. 25):** Protected for Justin Herbert as he threw for a career-best 347 passing yards and three TDs in his first career win, with each TD pass traveling over 20 yards — the first time in 2020 that an NFL QB has recorded three TD passes of at least 20 yards in a game...Started in his third-straight game at RT...**vs. Denver (Nov. 1):** Contributed on special teams, providing assistance on all three field goal tries and all three extra point attempts, as Michael Badgley accumulated a season-high 12 points scored, making all six kick attempts...**vs. Las Vegas (Nov. 8):** Entered the game following the second offensive play from scrimmage, filling in at RT following the injury to T Bryan Bulaga...Rotated over to LT, before returning to close the game out at RT...On RB Kalen Ballage's five-yard rushing TD on fourth-and-one, helped seal the right edge on a speed-option and lead Ballage to the endzone...Ballage once again ran behind Pipkins, as he secured a first down on second-and-one late in the fourth quarter during the offense's comeback attempt...Continued to fulfill his duties on the field goal protection unit, as Michael Badgley connected from 45 yards out to close out the half...**at Miami (Nov. 15):** Assisted the extra point unit on three successful attempts...**vs. N.Y. Jets (Nov. 22):** Continued to contribute on the extra point/field goal protection units...**at Buffalo (Nov. 29):** Returned to the starting lineup in place of Bryan Bulaga at RT...Did not miss an offensive snap, helping defend against Buffalo's pass rush and create

rushing lanes in the run game...On RB Joshua Kelley's 33-yard run to set up his rushing score, helped seal the outside rush along the right side as Kelley ran off of his backside and hit the second level of the Buffalo defended unscathed... On Kelley's one-yard TD run, helped at the point of attack, creating space for Kelley to reach the endzone...Helped protect Justin Herbert as the rookie threw for over 300 yards for the sixth time this season, tying the NFL rookie record for most 300-yard passing performances...**vs. New England (Dec. 6):** Assisted the offensive line in a reserve role at either RT or as an extra offensive lineman...Contributed to the field goal protection unit...**vs. Denver (Dec. 27):** Inactive...**vs. Kansas City (Jan. 3):** Protected for Justin Herbert and contributed to an offensive unit that produced over 400 net yards and 35 points, as Justin Herbert accounted for four total TDs to set the record for most total TDs by a rookie (36)...Guided the run game, as the Chargers amassed 135 yards rushing as a group, the most for the unit since Week 8 (at Denver)...Helped Herbert become the first rookie QB to defeat the Chiefs at Arrowhead Stadium since 2012.

**2019:** Played in 13 games with three starts at LT and was inactive twice...Dressed but did not play in another...Paved the way for RB Melvin Gordon III to register a 100-yard rushing performance in Week 10...**vs. Indianapolis (Sept. 8):** Made his NFL debut, seeing time on five special teams snaps...**at Detroit (Sept. 15):** Played four snaps on special teams...**vs. Houston (Sept. 22):** Participated on four special teams snaps...**at Miami (Sept. 29):** Made the first appearance on offense of his career, finishing with six snaps on offense and seven on special teams...**vs. Denver (Oct. 6):** Participated on four special teams plays...**vs. Pittsburgh (Oct. 13):** Played four snaps on special teams...**at Tennessee (Oct. 20):** Played a snap on offense and five on special teams...**at Chicago (Oct. 27):** Participated on four special teams snaps...**vs. Green Bay (Nov. 3):** Saw action on two offensive plays and eight on special teams...**at Oakland (Nov. 7):** Played 70 snaps at LT, replacing an injured T Russell Okung...Paved the way for a rushing attack that put up 146 yards, including 108 by Melvin Gordon III for the

team's first 100-yard rusher of the season...**vs. Kansas City (Estadio Azteca, Nov. 18):** Played all 79 offensive snaps and four on special teams after starting at LT...Blocked for Philip Rivers to record his sixth 300-yard performance and for the offense to post 400-plus yards for the second time in three weeks...**at Denver (Dec. 1):** Was on the 46-man active roster, but did not see any action...**at Jacksonville (Dec. 8):** Inactive (healthy scratch)...**vs. Oakland (Dec. 22):** Started at LT, playing 32 offensive snaps...Provided time for Philip Rivers to complete nearly 70 percent of his pass attempts on the day...**at Kansas City (Dec. 29):** Blocked for the offense to rush for over 100 yards while giving Philip Rivers time to complete 67.4 percent of his passes...Played 63 offensive snaps and three on special teams after starting at LT.

**COLLEGE:** Played four seasons (2015-18) at Sioux Falls after redshirting in 2014, earning first-team All-America recognition as a senior from *The Associated Press*...Twice was named second-team All-Northern Sun Intercollegiate Conference, doing so as a sophomore and a junior, before earning first-team All-NSIC honors as a senior...As a senior, blocked for Harlon Hill Award finalist Gabriel Watson, who led the nation in rushing yards-per-game (177.9) and rushing TDs (26)...Part of a line that paved the way for All-American RB Max Mickey to rush for a school-record 1,764 yards in 2016.

**PERSONAL:** Given name James Earl Pipkins III...Nickname is 'Trey'...Born in Winfield, Ill. ... Father, James, played football at Iowa...Mother, Trisha, played college basketball at Iowa...In the offseason, participated in 'All Black Lives Matter' marches calling for police reform with teammates...Can juggle...Mentored middle school students...Earned a degree in sports management from Sioux Falls...**High School:** Blocked for an offense that appeared in the Minnesota State Playoffs as a senior OL at Apple Valley (Minn.) High...Caught a TD pass in Apple Valley's shutout win over Minneapolis Washburn in the 2013 section tournament...Won the starting LT job as a junior, helping QB Tommy Singer set school records for passing yards and TDs...Lettered two years in football, two in basketball and three in track & field.

**CAREER TRANSACTIONS**

- 2019** Selected by Los Angeles Chargers in the third round (91st overall) of NFL Draft, April 26...Signed rookie contract, June 14.
- 2020** Placed on Reserve/COVID-19, Oct. 30...Activated from Reserve/COVID-19, Oct. 31...Placed on Reserve/COVID-19, Dec. 8...Activated from Reserve/COVID-19 and placed on Exempt/Commissioner's Permission, Dec. 21...Activated from Exempt/Commissioner's Permission, Dec. 23.
- 2021** Placed on Reserve/COVID-19, Dec. 28.
- 2022** Activated from Reserve/COVID-19, Jan. 1.
- 2023** Re-signed by Chargers as unrestricted free agent, March 15.

**TREY PIPKINS III NFL GAMES**

Year	Team	GP	GS
2019	Los Angeles Chargers	13	3
2020	Los Angeles Chargers	13	5
2021	Los Angeles Chargers	12	2
2022	Los Angeles Chargers	14	14
<b>NFL Totals</b>		<b>52</b>	<b>24</b>

<b>POSTSEASON</b>			
Year	Team	GP	GS
2022	Los Angeles Chargers	1	1
<b>Postseason Totals</b>		<b>1</b>	<b>1</b>



# LARRY ROUNTREE III ⚡ 34

**RUNNING BACK | MISSOURI**

5-10 | 211 lbs | RALEIGH, N.C.

ACQUIRED: DRAFT 6b — 2021

EXPERIENCE: 2ND NFL SEASON

3RD YEAR WITH CHARGERS

## CAREER HIGHLIGHTS

- ▶ *Punched in his first career NFL touchdown at home against Minnesota as a rookie in 2021.*
- ▶ *Made his NFL postseason debut in the 2022 AFC Wild Card at Jacksonville, appearing on six special teams snaps.*

**2022:** Appeared in four regular-season games and the team's postseason contest...Signed to the active roster prior to Week 10 at San Francisco after spending the first nine weeks on practice squad...Waived prior to the Week 12 game at Arizona...Elevated to the active roster prior to Week 16 at Indianapolis...**at San Francisco (Nov. 13):** Made his season debut, appearing in three special teams snaps...**vs. Kansas City (Nov. 20):** Inactive (healthy scratch)...**at Indianapolis (Dec. 26):** Provided reliable support on special teams, appearing in eight snaps...Also appeared in four snaps on offense...**vs. L.A. Rams (Jan. 1):** Tallied 15 yards on ten rushing attempts (1.5 avg.), as well as adding one reception for 13 yards to tally 28 scrimmage yards on the day...**at Denver (Jan. 8):** Recorded four rushing yards on three attempts (1.3 avg.), as well as added one reception for one yard...Appeared in 13 snaps on special teams...**at Jacksonville (AFC Wild Card, Jan. 14):** Contributed to special teams, appearing in six snaps.

**2021:** Appearing in 12 games, totaled 87 yards on 36 rushing attempts (2.4 avg.) with a long of 13 yards and one touchdown, along with one catch for a loss of one yard...In the kick return phase, amassed 117 yards on seven kickoff returns (16.7 avg.) with a long return of 24 yards...**at Washington (Sept. 12):** Logged eight carries for 27 yards (3.4 avg.) with a long of 13 yards in his NFL debut...Tallied his 13-yard first-down carry on Los Angeles' 10-play game-opening scoring drive, helping lead to

the eventual season-opening win...**vs. Dallas (Sept. 19):** Hauled in first career reception (-1 yard) and added a rushing attempt (-1 yard), while helping Justin Herbert record 338 yards passing, his 10th career 300-yard performance, which tied the NFL record for most outings of the like through a player's first two seasons...**at Kansas City (Sept. 26):** On the ground, totaled four rushes for three yards (0.8 avg.)...Logged two kickoff returns for 37 yards (18.5 avg.) with a long return of 20 yards...Helped Justin Herbert orchestrate his second come-from-behind fourth-quarter victory behind a four-TD effort...**vs. Las Vegas (Oct. 4):** Logged a career-high 11 carries for 31 yards (2.8 avg.) with a long rush of nine yards and three first downs on the ground...On special teams, totaled 35 yards on two kickoff returns (18.0 avg.) with a career-long return of 24 yards...**vs. Cleveland (Oct. 10):** Logged three kickoff returns for 45 yards (15.0 avg.) with a long return of 16 yards...**at Baltimore (Oct. 17):** Inactive (healthy scratch)...**vs. New England (Oct. 31):** Rushed four times for 11 yards (2.8 avg.) with a long of four yards...Also contributed on special teams...**at Philadelphia (Nov. 7):** On the ground, totaled one rush for one yard (1.0 avg.)...Continued to contribute on special teams...**vs. Minnesota (Nov. 14):** Hit paydirt for the first time in his career, rushing in a touchdown from one yard out...Finished the day with five rushes for 10 yards (2.0 avg.) with a long of five yards...**vs. Pittsburgh (Nov. 21):** Rushed twice for five yards (2.5 avg.) and contributed on special teams...**at Denver (Nov. 28):** Inactive (healthy scratch)...**at Cincinnati (Dec. 5):** Contributed on special teams...**vs. N.Y. Giants (Dec. 12):** Inactive (healthy scratch)...**at Houston (Dec. 26):** Led the Chargers with 16 special teams snaps played...**vs. Denver (Jan. 2):** Totaled 10 special teams snaps contributed.

**COLLEGE:** In four seasons (2017-20) at Missouri, posted a program-record 3,720 rushing yards...Tied a school-best 40 rushing TDs and set a school record with 14 games of 100-plus rushing yards...As a senior, earned second-team All-Southeastern Conference recognition after registering 1,019 yards on 209 carries with 14 rushing scores over 10 games played in Missouri's condensed Southeastern Conference schedule...The 14 rushing TDs were the most by any Tigers back since 2013...Posted 160 yards and three TDs on 21 carries against Vanderbilt, only to rush for a season-high 185 yards and three scores on 27 attempts in a last-second win over Arkansas the following week...As a sophomore, posted a career-high 1,216 rushing yards on 225 carries with 11 touchdowns in 13 games played...Added 14 catches for 62 yards to account for 1,303 yards from scrimmage... His 1,216 rushing yards ranked fourth in the SEC...Rushed for a career-high 204 yards in the Liberty Bowl against Oklahoma State, averaging 7.6 yards per attempt on 27 carries...Rushed for over 100 yards in each of Missouri's final three games, helping the Tigers win four-straight to close out the regular season and earn a bowl bid...Named to the SEC All-Freshman team as an

all-purpose player/return specialist...Appeared in all 13 games as a true freshman and registered 703 yards on 123 rushing attempts, good for a mark of 5.6 yards per carry...Added five rushing scores as a true freshman...Contributed in the kickoff return game and averaged 21.5 yards per return on 25 kickoff return opportunities...His 703 rushing yards ranked as the third-most by a freshman in program history...In the final seven games of the season, averaged 82.0 yards per game and helped the Tigers close out the season with six-straight regular season wins and an appearance in the Texas Bowl Bowl.

**PERSONAL:** Given name Larry Lee Rountree III...Born in Raleigh, N.C. ...Member of Omega Psi Phi fraternity while at Missouri...**High School:** Attended Millbrook High in Raleigh, N.C., where he accounted for 1,147 yards and 21 touchdowns on 201 carries as a senior...In the return game, averaged 33.8 yards per kickoff return...Rushed for 87 yards on 17 carries in the Shrine Bowl of the Carolinas All-Star Game following his senior season...Awarded conference co-offensive player of the year in 2016...Also participated in track & field.

**LARRY ROUNTREE III NFL STATISTICS**

Year	Team	GP	GS	- Rushing -					- Receiving -					Scrimmage	
				Att	Yds	Avg.	Lg	TD	No.	Yds	Avg.	Lg	TD	Yards	
2021	Los Angeles Chargers	12	0	36	87	2.4	13	1	1	-1	-1.0	-1	0	86	
2022	Los Angeles Chargers	4	0	13	19	1.5	5	0	2	14	7.0	13	0	33	
<b>NFL Totals</b>		<b>16</b>	<b>0</b>	<b>49</b>	<b>106</b>	<b>2.2</b>	<b>13</b>	<b>1</b>	<b>3</b>	<b>13</b>	<b>4.3</b>	<b>13</b>	<b>0</b>	<b>119</b>	

Year	Team	- Kickoff Returns -					- Punt Returns -					- All-Purpose -	
		No.	Yds	Avg.	Lg	TD	No.	FC	Yds	Avg.	Lg	TD	Yards
2021	Los Angeles Chargers	7	117	16.7	24	0	0	0	0	-	-	0	203
2022	Los Angeles Chargers	0	0	-	-	0	0	0	0	-	-	0	33
<b>NFL Totals</b>		<b>7</b>	<b>117</b>	<b>16.7</b>	<b>24</b>	<b>0</b>	<b>0</b>	<b>0</b>	<b>0</b>	<b>-</b>	<b>-</b>	<b>0</b>	<b>236</b>

POSTSEASON		GP	GS	- Rushing -					- Receiving -					Scrimmage	
Year	Team			Att	Yds	Avg.	Lg	TD	No.	Yds	Avg.	Lg	TD	Yards	
2022	Los Angeles Chargers	1	0	0	0	-	-	0	0	-	-	0	0		
<b>Postseason Totals</b>		<b>1</b>	<b>0</b>	<b>0</b>	<b>0</b>	<b>-</b>	<b>-</b>	<b>0</b>	<b>0</b>	<b>-</b>	<b>-</b>	<b>0</b>	<b>0</b>		

**CAREER TRANSACTIONS**

- 2021** Selected by Los Angeles Chargers in the sixth round (198th overall) of NFL Draft, May 1...Signed rookie contract, May 14.
- 2022** Waived by Chargers, Aug. 31...Signed by Chargers to practice squad, Sept. 2...Signed to active roster, Nov. 12...Waived by Chargers, Nov. 26...Signed by Chargers to practice squad, Nov. 29...Activated from practice squad (standard elevation), Dec. 26...Reverted to practice squad, Dec. 27...Activated from practice squad (standard elevation), Dec. 31.
- 2023** Reverted to practice squad, Jan. 2...Activated from practice squad (standard elevation), Jan. 7...Reverted to practice squad, Jan. 9...Activated from practice squad (standard elevation), Jan. 13...Reverted to practice squad, Jan. 16...Re-signed by Chargers to Reserve/Future contract, Jan. 16.



# CHRIS RUMPH II ⚡ 94

**OUTSIDE LINEBACKER | DUKE**

6-2 | 244 lbs | GAINESVILLE, FLA.

ACQUIRED: DRAFT 4 — 2021

EXPERIENCE: 3RD NFL SEASON

3RD YEAR WITH CHARGERS

## CAREER HIGHLIGHTS

- ▶ *Appeared in 31 career games for the Bolts, totaling 24 tackles (13 solo), three sacks, four tackles for loss, nine QB hits and a pass defended, while adding 10 special teams tackles.*
- ▶ *Set a career high with two sacks in 2022, registering them in back-to-back victories in Week 15 vs. Tennessee and Week 16 at Indianapolis.*
- ▶ *Recorded the first sack of his career of Bengals QB Joe Burrow in the 2021 win at Cincinnati.*

**2022:** Contributed both defensively and on special teams in 15 outings...Totaled 10 tackles (six solo) on defense, adding two sacks, two tackles for loss, six QB hits and a pass defended... Ranked tied for second on the team with five special teams tackles...Tallied a tackle on punt coverage in the AFC Wild Card Round matchup at Jacksonville...Recorded sacks in back-to-back games in Weeks 15 and 16 in winning efforts against Tennessee and Indianapolis...**vs. Las Vegas (Sept. 11):** Played 11 snaps on defense, providing run support and pass rush aid, while also tying for a team high with 19 special teams snaps...Contributed to a defense that secured six sacks and three takeaways to grant the Bolts the club's third-straight Week 1 victory...**at Kansas City (Sept. 15):** Totaled two tackles on punt coverage, leading the Chargers in special teams stops in the game...**vs. Jacksonville (Sept. 25):** Contributed a tackle and a pass defended... Batted down a pass from QB Trevor Lawrence at the line-of-scrimmage on second down in the first quarter, forcing a third-and-short... **at Houston (Oct. 2):** Provided a QB hit and a tackle on punt coverage...**at Cleveland (Oct. 9):** Contributed a tackle in the first quarter, pushing RB Kareem Hunt out of bounds following a short gain on a pass play...**vs. Denver (Oct. 17):** Tallied three tackles (one solo) and a QB hit...Supported a defensive unit that allowed a season-low 13 total first downs and held the Broncos offense to -9 net passing yards after halftime...**vs. Seattle (Oct. 23):** Contributed both defensively and on special teams...**at Atlanta (Nov. 6):** Inactive (knee)...**vs. Kansas City (Nov. 20):** Returned to the lineup and collected one

tackle on punt coverage...**at Arizona (Nov. 27):** Contributed on defense and on special teams... **at Las Vegas (Dec. 4):** Supplied a tackle in run support, while also continuing to contribute on special teams...**vs. Miami (Dec. 11):** Landed a hit on QB Tua Tagovailoa, which occurred late in the first half, adding support on special teams...**vs. Tennessee (Dec. 18):** Recorded first career sack, dropping QB Ryan Tannehill for a loss of nine yards on third-and-11...Helped anchor a defense that allowed just one third-down conversion in the first three quarters and didn't allow a point in the first quarter for the third-straight week...**at Indianapolis (Dec. 26):** Posted a sack for an eight-yard loss, helping the unit tally three INTs, seven sacks, and allowing zero third-down conversions on 10 attempts, becoming the eighth defense in the last 30 seasons to tally at least seven sacks and allow zero third-down conversions in a single game... Also helped the unit to not allow a first quarter point for the fourth-straight week...**vs. L.A. Rams (Jan. 1):** Contributed on defense and on special teams, aiding a unit that allowed just 111 net passing yards, the second-fewest in a single game for the Bolts in 2022...**at Denver (Jan. 8):** Closed out the regular season with two tackles (one solo)...**at Jacksonville (AFC Wild Card, Jan. 14):** Logged a tackle on special teams, collecting the stop on punt coverage.

**2021:** Appeared in 16 games, totaling 14 tackles (seven solo), a sack and two tackles for loss...Was a primary contributor on special teams, recording five special teams tackles...Registered his first career sack in the Week 13 win at Cincinnati, dropping QB Joe Burrow for a loss of five yards in the fourth quarter...**at Washington (Sept. 12):** Made his NFL debut, seeing action on a defensive play and 16 special teams snaps...**vs. Dallas (Sept. 19):** Saw action on six defensive snaps, while continuing to add value in the kicking game...**at Kansas City (Sept. 26):** Saw action on a career-high 24 defensive snaps, logging two tackles (one solo)...Added one tackle on punt coverage... Helped anchor a defensive unit that held QB Patrick Mahomes to 5.9 yards per attempt, the third-lowest output of his career, as the unit forced four Chiefs turnovers, the most takeaways by the Bolts in a single game since Week 17 of the 2018 season...**vs. Las Vegas (Oct. 4):** Made





BEYOND THE BOLT

*At the team's DraftFest during the 2022 NFL Draft at SoFi Stadium, Rumph served as one of hosts of the event. He brought energy to the stage and helped interview teammates and Chargers Legends, while also providing insight into the draft process from his first-hand perspective.*

his career *Monday Night Football* debut...Secured one solo stop in run defense of RB Josh Jacobs in the second quarter...Saw action on a team-best 22 special teams snaps...**vs. Cleveland (Oct. 10):** Saw action on four defensive snaps, primarily contributing on special teams...**at Baltimore (Oct. 17):** Notched one tackle, a solo stop of RB Le'Veon Bell, as well as one special teams tackle on kickoff coverage...**vs. New England (Oct. 31):** Saw action on 10 snaps defensively, while leading the special teams units with a team-high 26 plays in the kicking game...**at Philadelphia (Nov. 7):** Saw action on seven defensive snaps while continuing to be stalwart on special teams...**vs. Minnesota (Nov. 14):** Saw action on a team-best 24 special teams snaps...**vs. Pittsburgh (Nov. 21):** Provided support in run defense, securing two tackles of RB Najee Harris towards the end of the first quarter...**at Denver (Nov. 28):** Continued to contribute on special teams...**at Cincinnati (Dec. 5):** Logged his first career sack and landed a team-high three quarterback hits on QB Joe Burrow...Finished the game with three tackles (two solo)...Also added a team-best two special teams tackles, securing stops on punt and kickoff coverage...**vs. N.Y. Giants (Dec. 12):** Totaled three tackles (one solo), including a tackle for loss for the second-straight week...**vs. Kansas City (Dec. 16):** Secured two tackles defensively (one solo), partnering with LB Nick Niemann to corral WR Mecole Hardman on punt coverage...**vs. Denver (Jan. 2):** Saw action on a team-high 19 special teams snap contributed...Also saw action defensively...**at Las Vegas (Jan. 9):** Saw action on a team-high 28 special teams snaps in the season finale.

**COLLEGE:** Played three seasons (2018-20) at Duke University, appearing in 35 games and amassing 17.5 career sacks to rank fourth all-time in program history...Totaled a career-high eight sacks in 2020, sharing the Atlantic Coast Conference's top mark and earning second-team All-ACC recognition following the season...Ranked sixth all-time on Duke's single-season sack chart with his eight takedowns in 2020...Earned Second-Team All-America honors (*Sports Illustrated*) and Third-Team All-ACC recognition in 2019...With 3.5 sacks against Miami in 2019, totaled the second-most sacks in a single

game by any player in school history and was named ACC Defensive Lineman of the Week by conference officials...Received ACC Rookie of the Week honors following Duke's win over Georgia Tech in 2018 where he recorded four tackles for loss, one sack and one fumble recovery, helping set up the Blue Devils' go-ahead score...Selected to *USA Today's* Freshman All-America list following the 2018 season.

**PERSONAL:** Given name Christopher Micheal Rumph II...Born in Lexington, S.C. ...Father, Chris, serves as the defensive line coach for the Minnesota Vikings...His father earned four varsity letters as a LB at South Carolina (1991-94), helping lead the Gamecocks to the program's first bowl victory following the 1994 campaign...His father coached two seasons on the University of Tennessee's staff alongside of Chargers Defensive Coordinator Derrick Ansley...Volunteers with Habitat for Humanity...Avid video gamer, skier and fisherman...Graduated from Duke with a bachelor's degree in sociology and a minor in cultural anthropology...**High School:** Attended Buchholtz High in Gainesville, Fla. ...Named Large School Player of the Year by The Gainesville Sun following his senior season in 2016, after helping lead Buchholtz to their 7A District 3 Championship and state playoff berth...As a senior, registered over 100 tackles, along with 21.0 tackles for loss, 18.0 sacks, an INT and two fumble recoveries, leading to his first-team all-area acknowledgement...Following the 2016 season, received American Family Insurance All-UDA Florida second-team recognition by *USA Today*... Prior to Buchholtz, attended Lake Travis High in Austin, Texas, and American Christian Academy (Ala.).

CHRIS RUMPH II NFL STATISTICS

		- Tackles -						- Interceptions -					- Fumbles -				
Year	Team	GP	GS	Total	Solo	Asst	Sacks	Yds	TFL	No.	Yds	Lg	TD	PD	FF	FR	Yds
2021	Los Angeles Chargers	16	0	14	7	7	1.0	5	2	0	0	-	0	0	0	0	0
2022	Los Angeles Chargers	15	0	10	6	4	2.0	17	2	0	0	-	0	1	0	0	0
<b>NFL Totals</b>		<b>31</b>	<b>0</b>	<b>24</b>	<b>13</b>	<b>11</b>	<b>3.0</b>	<b>22</b>	<b>4</b>	<b>0</b>	<b>0</b>	<b>-</b>	<b>0</b>	<b>1</b>	<b>0</b>	<b>0</b>	<b>0</b>

		- Tackles -						- Interceptions -					- Fumbles -				
Year	Team	GP	GS	Total	Solo	Asst	Sacks	Yds	TFL	No.	Yds	Lg	TD	PD	FF	FR	Yds
2022	Los Angeles Chargers	1	0	0	0	0	0.0	0	0	0	0	-	0	0	0	0	0
<b>Postseason Totals</b>		<b>1</b>	<b>0</b>	<b>0</b>	<b>0</b>	<b>0</b>	<b>0.0</b>	<b>0</b>	<b>0</b>	<b>0</b>	<b>0</b>	<b>-</b>	<b>0</b>	<b>0</b>	<b>0</b>	<b>0</b>	<b>0</b>

CAREER TRANSACTIONS

**2021** Selected by Los Angeles Chargers in the fourth round (118th overall) of NFL Draft, May 1...Signed rookie contract, May 18...Placed on Reserve/COVID-19, Dec. 20...Activated from Reserve/COVID-19.



# JAMAREE SALYER ⚡ 68

OFFENSIVE LINEMAN | GEORGIA

6-4 | 325 lbs | DECATUR, GA.

ACQUIRED: DRAFT 6a — 2022

EXPERIENCE: 2ND NFL SEASON

2ND YEAR WITH CHARGERS

## CAREER HIGHLIGHTS

- ▶ Took over as the team's starting left tackle for injured All-Pro Rashawn Slater in Week 4, starting the final 14 games of the regular season and the team's postseason contest.
- ▶ Became the first Chargers rookie selected in the sixth round or later to start at least 10 games since T Shane Olivea in 2004.
- ▶ One of three offensive linemen drafted in the sixth round or later since 2015 to start at least 10 games as a rookie.

**2022:** Appeared in all 17 games, making 14 starts at LT...Contributed to an offensive line that allowed 10 sacks through eight games, which was the lowest mark allowed by an offensive line in the NFL through the season's halfway point...Kept QB Justin Herbert upright to throw for 4,739 yards, becoming the first player ever to begin a career with three seasons of 4,000-plus passing yards...Pave the way for RB Austin Ekeler to total 1,637 yards from scrimmage (915 rushing, 722 receiving) and a league-leading 18 TDs (13 rushing, five receiving)...**Awards:** Pro Football Journal First-Team All-Rookie (T)...**vs. Las Vegas (Sept. 11):** Made his NFL debut, playing five special teams snaps on the field goal unit...**at Kansas City (Sept. 15):** Appeared on four snaps on special teams...**vs. Jacksonville (Sept. 25):** Contributed to two special teams snaps...**at Houston (Oct. 2):** Made his first career NFL start, doing so at LT...Helped block for Austin Ekeler to his fourth-career three-touchdown game...Protected Justin Herbert eclipse 300 passing yards for the 19th time in his career, tying QB Andrew Luck for most games in the first three seasons of a career in NFL history...Helped the offense collect 27 points in the first half, which were the most by the Chargers in the first half since 2018...**at Cleveland (Oct. 9):** Started at LT, blocking for Austin Ekeler to total a career-high 173 rushing yards...Part of a line that kept Justin Herbert upright to register his 26th-straight game with a TD pass...**vs. Denver (Oct. 17):** Started at LT in his *Monday Night Football* debut...Blocked for Justin Herbert to become the fastest player in NFL history to complete 1,000 passes, doing so in 38 games...

**vs. Seattle (Oct. 23):** Started at LT, playing all 71 snaps on offense and three on special teams...**at Atlanta (Nov. 6):** In his fourth start of the year at LT, was part of an offensive line that allowed zero sacks for the second time of the season...Protected Justin Herbert to set the record for most completions in a player's first three seasons in NFL history, passing Andrew Luck's mark of 1,062 completions in the fourth quarter...**at San Francisco (Nov. 13):** Started at LT in his debut on *Sunday Night Football*...Appeared in all 58 offensive snaps...**vs. Kansas City (Nov. 20):** Started the game at LT for the second-straight week on *SNF*...**at Arizona (Nov. 27):** Protected Justin Herbert to throw three TDs and a game-winning two-point conversion in the waning seconds of the fourth quarter to cap a come-from-behind victory...**at Las Vegas (Dec. 4):** Started the game at LT...Blocked for Justin Herbert to top 300 passing yards for the 20th time in his career, the most ever in a player's first three professional seasons...**vs. Miami (Dec. 11):** Made his third start at LT on *SNF*...Part of a line that protected Justin Herbert to complete 39 passes and throw for 367 yards...Herbert broke Andrew Luck's record for the most passing yards through the first three seasons of a career in NFL history...**vs. Tennessee (Dec. 18):** Started the game at LT...Protected Justin Herbert to surpass 4,000 passing yards this season, becoming the first QB in NFL history to begin a career with three consecutive seasons of 4,000-plus passing yards...**at Indianapolis (Dec. 26):** Started at LT for the second time on *MNF*...Helped block for Austin Ekeler's two rushing TDs, giving the RB a league-best 16 scrimmage scores on the season...**vs. L.A. Rams (Jan. 1):** Was part of an offensive line that didn't allow a sack...Paved the way for Austin Ekeler's two rushing scores, including his career-long 72-yard TD...Kept Justin Herbert upright to surpass 100 career combined TDs, surpassing Hall of Fame QB Dan Marino for the most ever by a player in the first three seasons of a career...**at Denver (Jan. 8):** Part of an offensive unit that allowed just one sack and produced three TD passes...Played all 68 offensive snaps after starting at LT, while also seeing time on four plays on special teams...**at Jacksonville (AFC Wild Card, Jan. 14):** Started the game at LT before leaving the game early due to injury.

**COLLEGE:** Over four seasons (2018-21) at Georgia, started 23-of-47 games played... Saw action along the offensive line, including starting nods at LT, LG and RG...Capped collegiate career with a National Championship, anchoring Georgia's offensive front by starting all 11 appearances at LT...Earned second-team All-Southeastern Conference honors from the league's coaches and second-team All-America from Walter Camp..Was voted a team captain as a senior...In his junior season, was the starter at LT in the first nine games before getting the start at LG in Georgia's Chick-Fil-A Peach Bowl win over No. 6-ranked Cincinnati...A year earlier, was the starting RT in the win over seventh-ranked Baylor in the Sugar Bowl.

**PERSONAL:** Given name Jamaree Tyreez Salyer...Last name is pronounced SAL-yur...Born in Atlanta, Ga. ...High school teammates with Giants T Andrew Thomas and Colts RB Deon Jackson...**High School:** Attended Pace Academy in Atlanta, Ga. ...As a senior in 2017, was named first-team All-USA by *USA Today* and was a finalist for the U.S Army All-America Bowl's Anthony Muñoz Lineman of the Year Award... Named to the 2017 All-State Class 3A First-Team offense by the *Atlanta Journal-Constitution*... Paved the way for 1,503 rushing yards by Pace Academy in 2017...As a sophomore in 2015, helped lead Pace to a Class 2A State Championship and 13-2 mark...Also participated in wrestling and track & field at Pace, competing in the shot put and discus throw.

### JAMAREE SALYER NFL GAMES

Year	Team	GP	GS
2022	Los Angeles Chargers	17	14
<b>NFL Totals</b>		<b>17</b>	<b>14</b>

### POSTSEASON

Year	Team	GP	GS
2022	Los Angeles Chargers	1	1
<b>Postseason Totals</b>		<b>1</b>	<b>1</b>

### CAREER TRANSACTIONS

**2022** Selected by Los Angeles Chargers in the sixth round (195th overall) of NFL Draft, April 30...Signed rookie contract, May 13.



# ASANTE SAMUEL JR. ⚡ 26

CORNERBACK | FLORIDA STATE

5-10 | 180 lbs | FORT LAUDERDALE, FLA.

ACQUIRED: DRAFT 2 — 2021

EXPERIENCE: 3RD NFL SEASON

3RD YEAR WITH CHARGERS

## CAREER HIGHLIGHTS

- ▶ *Earned NFL Defensive Rookie of the Month for September 2021 after picking off two passes in his first three career games.*
- ▶ *Picked off three passes in the team's 2022 AFC Wild Card matchup at Jacksonville, setting a franchise postseason single-game record and tying for the second-most in a single postseason game in NFL history.*
- ▶ *Broke up six passes in the 2022 AFC Wild Card, tying for the third-most in a single postseason game in at least 30 years, and the most by any player in a single postseason game since the turn of the century.*
- ▶ *One of just two Chargers since 2000 to total 100 tackles, 20 passes defended and four interceptions within the first two seasons of a career (CB Quentin Jammer, 2002-03).*
- ▶ *Ranked third in the NFL among all rookies in 2021 with 11 passes defended, despite playing in just 11 games.*

**2022:** Started 15-of-17 games at CB, totaling 57 tackles (48 solo), ranking second on the team with 11 passes defended and adding two INTs and a tackle for loss...In the postseason, became the first player in NFL history to collect three INTs in their postseason debut and the first player ever to have three INTs in the first half of a playoff game...His three picks in the AFC Wild Card matchup tied for the second-most all-time by any player in a single playoff game, while his six passes defended were the most by a Chargers defender in a single playoff game in history and tied for the second-most all-time by any defender in a single playoff game...Reached 10 passes defended each of the last two regular seasons, his first two NFL seasons, becoming just the third NFL DB over the last two years to reach double digits in passes defended in each of their first two seasons...In the season-opening win, secured his third career INT, helping the Chargers defense to pick off Raiders QB Derek Carr three on the afternoon, leading to a season-opening victory...On *Monday Night Football* in Week 6, deflected the ball away from Broncos WR Jerry Jeudy on third down to force a Broncos punt in the eventual primetime OT

## HONORS AND AWARDS

- 2021:** *NFL Defensive Rookie of the Month (September)*  
*Pepsi Zero Sugar Rookie of the Week (Week 2 vs. Dallas)*  
*Pepsi Zero Sugar Rookie of the Week (Week 3 at Kansas City)*

victory...Recorded an INT for 11 yards in Week 16 at Indianapolis on *Monday Night Football*...**vs. Las Vegas (Sept. 11):** In consistent coverage of WR Davante Adams, logged an INT and an additional pass defended, both in coverage of Adams...With the Raiders driving early in the fourth quarter, picked off a deep pass intended for Adams at the Chargers' two-yard line to prevent a score and secure the second takeaway of the day for Los Angeles' defense...**at Kansas City (Sept. 15):** Amassed three tackles (two solo) and a pass defended in pass coverage...On second-and-goal, batted the ball away from TE Jody Fortson to secure the breakup and force a third-and-goal...**vs. Jacksonville (Sept. 25):** Secured four tackles (three solo) in coverage...Forced an incompletion in coverage of WR Christian Kirk, tallying his team-best fourth pass defended of the season...**at Houston (Oct. 2):** Provided five solo stops in pass coverage, one of which registered as a tackle for loss...In the second quarter, snuffed out a short pass to WR Brandin Cooks, dropping Cooks for a loss of three yards to log his second-career tackle for loss and first of the season...**at Cleveland (Oct. 9):** Provided five solo tackles in the road win...**vs. Denver (Oct. 17):** Secured a solo tackle and a critical overtime pass defended in the win over the division-rival Broncos...On third-and-seven in overtime, covered Jerry Jeudy and deflected the pass attempt intended for Jeudy away to cause the incompletion and ensuing Broncos punt...Supported a defensive unit that allowed a season-low 13 total first downs and held the Broncos' offense to -9 net passing yards in the second half and overtime...**vs. Seattle (Oct. 23):** Totaled four solo tackles, three in coverage and one in run support, adding two passes defended, including one that led to a Chargers INT...On the opening series, caused a deflection of a pass intended for WR Tyler Lockett, which was corralled and picked off by LB Kenneth Murray Jr., for the second opening-series INT by the

Bolts defense of the season, the most by any unit in the NFL...On third-and-eight in the fourth quarter, forced an incompleton in coverage of WR Marquise Goodwin, collecting his second pass defended of the game...**at Atlanta (Nov. 6):** Recorded three tackles (two solo)...Supported a defense that held the Falcons to 114 net passing yards in the game...**at San Francisco (Nov. 13):** Talled three tackles (one solo) and corralled his first career fumble recovery on a fumble by WR Brandon Aiyuk late in the first quarter...**vs. Kansas City (Nov. 20):** Collected three solo stops in pass coverage...**at Arizona (Nov. 27):** Talled three solo stops in the road win at Arizona...**at Las Vegas (Dec. 4):** Provided five tackles (four solo) and a pass defended in the game, as the pass breakup was a timely breakup that led to CB Bryce Callahan's INT returned for a TD...Contributed to the secondary's efforts of logging six passes defended, which matched the defensive unit's single-game output this season...**vs. Miami (Dec. 11):** Notched three solo tackles and a pass defended in coverage... Helped support a defense that allowed just three completions in the first half, tying for the fewest completions allowed in a single opening half by any defense of the 2022 season, and just 19 net passing yards in the opening half, the fewest allowed by a Bolts defense in a single first half in the last decade...The unit allowed just three third-down conversions on 11 attempts (27.3 pct.), the best defensive third down percent allowed by the Bolts on the year...**vs. Tennessee (Dec. 18):** Logged two tackles (one solo) and one pass defended...On third-and-two in the third quarter, batted a ball away from WR Robert Woods, forcing an incompleton and logging his team-best 10th pass defended of the year...Supported a defense that allowed just one third-down conversion in the first three quarters and didn't allow a point in the first quarter for the third-straight week...**at Indianapolis (Dec. 26):** Recorded an INT for 11 yards, helping the unit tally three INTs, seven sacks, and allowing zero third-down conversions on 10 attempts, becoming the eighth defense in the last 30 seasons to tally at least seven sacks and allow zero third-down conversions in a single game... Also helped the unit to not allow a first quarter point for the fourth-straight week...**vs. L.A. Rams (Jan. 1):** Secured six tackles (four solo) in the win over the Rams, contributing to a defense that allowed just 111 net passing yards, the second-fewest in a single game this season...**at Denver (Jan. 8):** Closed out the regular season with three solo tackles in the regular-season finale...**at Jacksonville (AFC Wild Card, Jan. 14):** Became the first player in NFL history to collect three INTs in their postseason debut...The three picks marked the most by any player in the first half of any playoff game in NFL history... Finished the game with six passes defended, the second-most all-time by any defender in a single playoff game, and the most by a Chargers defender in a single postseason game...Of the six passes defended, three occurred in the first half, a club and NFL record for the opening half of a single postseason game performance...Aided a defense that did not allow a single third-down

conversion in the first half, the first defense to do so in a playoff game since at least 2000, and held the Jaguars to a franchise playoff-best 2-for-10 (20.0 pct.) on third down in the game... Finished the game with three solo stops.

**2021:** Started all 12 appearances at CB, registering 11 passes defended to go along with a team-best two INTs, adding 43 tackles (33 solo) and one tackle for loss...Ranked second on the team with 11 pass deflections...Gathered both picks within the first three games, the most by any Chargers defender in team history, while becoming the youngest player in team history to record an INT...**Awards:** NFL Defensive Rookie of the Month (September)...Pro Football Journal First-Team All-Rookie (CB)...Pepsi Zero Sugar Rookie of the Week (Weeks 2, 3)...**at Washington (Sept. 12):** Started at CB, logging four tackles (three solo), including a tackle for loss in run support...On LB Kyzir White's forced fumble deep in Washington territory, which led to a Chargers score, provided the initial hit on RB Antonio Gibson...On third-and-10 in the fourth quarter, provided coverage on WR Dyami Brown, dropping Brown or a loss of two yards and forcing Washington to settle for a field goal try...Provided coverage for a defensive unit that held Washington to 133 net passing yards in the season-opening win...**vs. Dallas (Sept. 19):** Picked off Cowboys QB Dak Prescott to secure his first career INT...Added three passes defended in coverage, along with four tackles (three solo)...**at Kansas City (Sept. 26):** Picked off Chiefs QB Patrick Mahomes for his second INT in as many weeks to lead all NFL rookies, ranking tied for second in the league...Added two tackles (one solo) in the road win at Kansas City...Helped anchor a defensive unit that held Mahomes to 5.9 yards per attempt, the third-lowest output of his career, as the unit forced four Chiefs turnovers, the most takeaways by the Bolts in a single game since 2018 (Week 17)...**vs. Las Vegas (Oct. 4):** Added one pass defended and four tackles (three solo) to his season tally, continuing to lead all NFL rookies in passes defended and INTs...**vs. Cleveland (Oct. 10):** Secured three solo stops in pass coverage...**at Baltimore (Oct. 17):** Saw action on a team-high 65 defensive snaps, securing four tackles (three solo)...**vs. New England (Oct. 31):** Logged three solo stops prior to departing the game in the second quarter due to injury...at Philadelphia (Nov. 7): Inactive (concussion)...**vs. Minnesota (Nov. 14):** In his first game back from injury, logged one solo tackle and one pass defended...**vs. Pittsburgh (Nov. 21):** Secured a career-high seven tackles (five solo), along with one pass defended, in the primetime win over the Steelers...**at Denver (Nov. 28):** Inactive (concussion)...**at Houston (Dec. 26):** Returned to the lineup and secured two passes defended, adding three solo stops...**vs. Denver (Jan. 2):** Totaled five tackles (two solo), along with a pass defended to total his team-best 10th pass deflection of the season...**at Las Vegas (Jan. 9):** Closed out the season with four solo stops and one pass defended in the season finale.



**COLLEGE:** Played three seasons (2018-20) at Florida State, earning first-team All-Atlantic Coast Conference recognition following 2020 after leading the conference in passes defended per game (1.13) and recording the second-most INTs (three), despite playing in just eight games...Registered three INTs along with two fumble recoveries within Florida State's first four games in 2020, becoming the first ACC player to hit those marks in a team's first four games since 2003...Earned third-team All-ACC recognition following the 2019 season after leading the conference with 14 pass breakups, serving as the only defender in Power Five conferences to post 14 pass breakups and at least 45 tackles...Started all 20 outings over his final two seasons, appearing in 32 games over his three-year collegiate career...Registered 31 tackles, one tackle for loss, three INTs, six pass breakups, two fumble recoveries and one forced fumble in 2020, as his three picks ranked as the second-most in the ACC, as he shared the conference-lead in average amount of passes defended (pass breakups and INTs) per outing

(1.13)...Placed third in the ACC with his two fumble recoveries and fourth in the conference with his three INTs...Ranked second in the ACC with 16 total passes defended in 2019, earning third-team all-conference notoriety...Appeared in all 12 games as a true freshman, starting three out of Florida State's final four contests...Logged five pass breakups against ranked opponents in 2018, leading all ACC freshmen and ranking fourth overall in the conference.

**PERSONAL:** Given name Asante Terrell Samuel Jr. ...Father, Asante, played 11 seasons in the NFL with the Patriots, Eagles and Falcons, earning four Pro Bowl nods, four All-Pro selections and won two Super Bowls with New England... Studied business at Florida State...**High School:** Won a total of three state championships in football at St. Thomas Aquinas High in Fort Lauderdale, Fla. ...Ranked the No. 25 overall recruit by ESPN in the class of 2017, earning consensus four-star status...Earned first-team all-state honors following his senior season and was named an Under Armour All-American.

### ASANTE SAMUEL JR. NFL STATISTICS

				-- Tackles --						-- Interceptions --					-- Fumbles --		
Year	Team	GP	GS	Total	Solo	Asst	Sacks	Yds	TFL	No.	Yds	Lg	TD	PD	FF	FR	Yds
2021	Los Angeles Chargers	12	12	43	33	10	0.0	0	1	2	26	26	0	11	0	0	0
2022	Los Angeles Chargers	17	15	57	48	9	0.0	0	1	2	11	11	0	11	0	1	3
<b>NFL Totals</b>		<b>29</b>	<b>27</b>	<b>100</b>	<b>81</b>	<b>19</b>	<b>0.0</b>	<b>0</b>	<b>2</b>	<b>4</b>	<b>37</b>	<b>26</b>	<b>0</b>	<b>22</b>	<b>0</b>	<b>1</b>	<b>3</b>
				-- Tackles --						-- Interceptions --					-- Fumbles --		
Year	Team	GP	GS	Total	Solo	Asst	Sacks	Yds	TFL	No.	Yds	Lg	TD	PD	FF	FR	Yds
2022	Los Angeles Chargers	1	1	3	3	0	0.0	0	0	3	20	16	0	6	0	0	0
<b>Postseason Totals</b>		<b>1</b>	<b>1</b>	<b>3</b>	<b>3</b>	<b>0</b>	<b>0.0</b>	<b>0</b>	<b>0</b>	<b>3</b>	<b>20</b>	<b>16</b>	<b>0</b>	<b>6</b>	<b>0</b>	<b>0</b>	<b>0</b>

### CAREER TRANSACTIONS

**2021** Selected by Los Angeles Chargers in the second round (47th overall) of NFL Draft, April 30...Signed rookie contract, May 14.

# FOSTER SARELL 73

## TACKLE | STANFORD

6-6 | 322 lbs | GRAHAM, WASH.  
ACQUIRED: FREE AGENT — 2021  
EXPERIENCE: 2ND NFL SEASON  
3RD YEAR WITH CHARGERS



**2022:** Played in seven games for the Bolts, making three starts at RT...Signed to the active roster prior to the Chargers' Week 12 contest at Arizona...Elevated to the active roster from the practice squad for three games in his first three appearances this season, making one start against San Francisco at RT...Made the second start of his career at Las Vegas...Appeared in 30 snaps in team's postseason game against Jacksonville...**vs. Denver (Oct. 17):** Contributed on five snaps on special teams, playing primarily on the field goal protection unit...**at San Francisco (Nov. 13):** Made his first career start, playing at RT...Saw action on all 58 offensive snaps...**vs. Kansas City (Nov. 20):** Active, did not play...**at Arizona (Nov. 27):** Appeared on 17 offensive snaps at RT in place of T Trey Pipkins III, who departed due to injury...Also played on three snaps on special teams on the field goal protection unit...**at Las Vegas (Dec. 4):** Started his second game of the season at RT...Blocked for QB Justin Herbert to eclipse 300 passing yards for the 20th time in his career, the most by a QB through a player's first three professional seasons in NFL history...**vs. Miami (Dec. 11):** Started at RT...Helped block for Justin Herbert en route to him tallying the most passing yards (13,056 yards) through the first three seasons of a career in NFL history, surpassing QB Andrew Luck...**vs. Tennessee (Dec. 18):** Active, did not play...**vs. L.A. Rams (Jan. 1):** Appeared on seven plays on offense and one snap on the field goal protection unit on special teams...**at Denver (Jan. 8):** Appeared on 13 snaps on offense at RT...**at Jacksonville (AFC Wild Card, Jan. 14):** Played on 30 offensive snaps on offense...Also appeared in three snaps on special teams.

**2021:** Spent the majority of the season on the Chargers' practice squad, joining the team prior to Week 6 after initially entering the league as an undrafted free agent with Baltimore.

**COLLEGE:** Played four seasons (2017-20) at Stanford University, starting 17-of-34 career appearances along the offensive front, seeing most of his action at RT...Protected for a Cardinal team that reached the Sun Bowl (2018) and Alamo Bowl (2017) during his tenure...As a senior in a COVID-shortened 2020 season, started all six games at RT, helping block for an offense that averaged the third-highest yards-per-game mark (420.5) in the Pacific-12 Conference...Started all 11 outings at right tackle in 2019, earning honorable mention All-Pac-12 recognition following the season...Sustained an injury in 2018, seeing action in just three games, one season after appearing in all 14 games as a true freshman in 2017, helping the Cardinal finish the season 9-5 with an appearance in the Alamo Bowl.

**PERSONAL:** Given name Foster Dane Sarell... Last name is pronounced SUH-rell...Born in Tacoma, Wash. ...Has Korean lineage...Graduated from Stanford with a bachelor's degree in political science...**High School:** Attended Graham-Kapowsin High School in Graham, Wash., serving as a two-time team-captain...Also played basketball and competed in track & field...Off of the field and court, was a four-time recipient of the school's High GPA Achievement Award.

## FOSTER SARELL NFL GAMES

Year	Team	GP	GS
2022	Los Angeles Chargers	7	3
<b>NFL Totals</b>		<b>7</b>	<b>3</b>

## POSTSEASON

Year	Team	GP	GS
2022	Los Angeles Chargers	1	0
<b>Postseason Totals</b>		<b>1</b>	<b>0</b>

## CAREER TRANSACTIONS

- 2021** Signed by Baltimore Ravens as undrafted free agent, May 13...Waived by Ravens, Aug. 31...Signed by Ravens to practice squad, Sept. 16...Released by Ravens from practice squad, Sept. 21...Signed by New York Giants to practice squad, Sept. 22...Released by Giants from practice squad, Sept. 28...Signed by Los Angeles Chargers to practice squad, Oct. 14.
- 2022** Re-signed by Chargers to Reserve/Future contract, Jan. 11.
- 2023** Re-signed by Chargers as exclusive rights free agent, March 14.



# JK SCOTT ✦ 16

PUNTER | ALABAMA

6-5 | 208 lbs | DENVER, COLO.

ACQUIRED: FREE AGENT — 2022

EXPERIENCE: 5TH NFL SEASON

2ND YEAR WITH CHARGERS

## CAREER HIGHLIGHTS

- ▶ Since entering the NFL in 2018, has appeared in 66 career regular-season games with the Packers and Chargers, registering a 44.3-yard gross average on 271 punts (39.5-yard net avg.).
- ▶ In his first season with the Bolts, provided enough hangtime on punts for the punt unit to hold opponents to a league-best 3.1 yards per punt return, the best single-season return average allowed by a Chargers team since 1971.
- ▶ Held on a Chargers field goal operation in 2022 that had zero blocked kicks, making 31-of-33 field goals (93.9 pct.), the second-best field goal percentage in the NFL despite deploying three different kickers on the year.
- ▶ Set a career high with a 41.5-yard net punting average last season, while pinning opponents inside the 20-yard line 28 times, which was the most by a Chargers punter in a single season since P Mike Scifres did so 30 times in 2013.
- ▶ Over three seasons with the Green Bay Packers, ranked No. 1 in franchise history with a career gross average of 44.6 yards per punt (min. 150 punts).
- ▶ Punted in all 16 regular-season games for the Packers in 2020, posting a 45.5-yard gross average — the third-best single-season mark in team history (min. 35 punts) — helping Green Bay reach its second-straight NFC Championship Game.
- ▶ Accounted for 29 punts downed inside of the opponent's 20-yard line in 2019, the most by any Packers punter in a single season since 2012.
- ▶ Became the first punter in Packers history to register a punt of 58-plus yards in each of his first three NFL games, becoming the first NFL punter to do so since Washington's Tress Way in 2014.
- ▶ Selected by the Packers in the fifth round of the 2018 NFL Draft, becoming the first Alabama punter selected in an NFL Draft since 1995.

## HONORS AND AWARDS

**2022:** AFC Special Teams Player of the Week (Week 12 at Arizona)

**2022:** Punted 73 times, registering a 43.6-yard average (41.5 net) with 28 punts being downed inside of the opponent's 20-yard line and five touchbacks...Earned AFC Special Teams Player of the Week recognition after downing four punts inside the 20-yard line in Week 12 at Arizona, the second-most such punts in a single game in his career...Through the first four weeks, had eight punts downed inside of the opponent's 20-yard line, which were tied for the fourth-most in the NFL among punters with zero touchbacks and also ranked tied for the third-most by a Chargers punter through the first four games (since 2000)...Held for all four of K Dustin Hopkins' made field goals on *Monday Night Football* in Week 6, including the 39-yard game-winning make in overtime...Held for K Cameron Dicker's game-winning 37-yard field goal in Week 9 at Atlanta...Landed three punts inside the 20-yard line in the team's AFC Wild Card game against the Jaguars, the third-most such punts in a postseason game in franchise history...**vs. Las Vegas (Sept. 11):** In the season-opening win, controlled the field position element by registering a 48.0-yard net average, the highest mark in the NFL in Week 1 and the second-best performance by a Chargers punter on Kickoff Weekend in franchise history...With the help of his coverage unit, closed out the opening quarter by placing a punt inside of the Raiders' five-yard line, which was ultimately downed at the Las Vegas two-yard line...**at Kansas City (Sept. 15):** Placed three punts inside of Kansas City's 20-yard line, which ties as the second-most by any punter in the NFL in Week 2...Finished the game with six punts for 243 yards (43.9 avg.) with a net mark of 39.5 yards per punt with a long of 53 yards...**vs. Jacksonville (Sept. 15):** Tallied a 43.8-yard average (39.3 net) on four punts with a long of 50 yards and one punt downed inside of Jacksonville's 20-yard line...**at Houston (Oct. 2):** Matched a season-high with three punts downed inside of Houston's 20-yard line...Finished the day with a 46.3-yard average (44.3 net) on four punts with a long of 53 yards...**at Cleveland (Oct. 9):** Punted once for 37 yards...Provided reliable

holds as K Taylor Bertolet made all three field goal tries in his NFL debut, setting the record by a Chargers kicker in their first NFL game...**vs. Denver (Oct. 17):** Punted four times for 176 yards (44.0 avg.), allowing zero return yards for the second-straight game...Held on all four of Dustin Hopkins' made field goals, including the game-winner in overtime, his first game-winning hold as a member of the Chargers...**vs. Seattle (Oct. 23):** Punted five times for 228 yards (45.6 avg.), including having three punts end inside the 20-yard line for the third time this year, which is a career-high and the most by a Chargers punter through seven games in a season since Mike Scifres did so in 2012...Allowed zero return yards for a third-consecutive game, which marked his longest such streak since Weeks 9-11 in the 2018 season, and was also the second punter this season to have a streak of at least three games with zero return yards (min. one punt), joining Bills P Sam Martin... **at Atlanta (Nov. 6):** Tallied four punts for 168 yards for a gross and net average of 42.0 yards and a long of 48 yards...Landed one punt inside the 20-yard line for his 13th of the season...**at San Francisco (Nov. 13):** Compiled five punts for 200 yards (40.0 avg.) and a long of 48 yards...Recorded his second-consecutive game of allowing zero returns...**vs. Kansas City (Nov. 20):** Totaled three punts for 147 yards (49.0 avg.), including landing one punt inside the 20-yard line...Provided reliable holds for all five of Cameron Dicker's kicks...**at Arizona (Nov. 27):** Named AFC Special Teams Player of the Week for his performance...Tallied six punts for 234 yards (43.2 gross avg.) with a long of 48 yards...Landed four punts inside the 20-yard line, his highest total of the season and the second most of his career...**at Las Vegas (Dec. 4):** Totaled three punts for 137 yards (45.7 gross/net avg.), including landing one punt inside the 20-yard line...**vs. Miami (Dec. 11):** Tallied four punts for 176 yards (44.0 gross/net avg.)...**vs. Tennessee (Dec. 18):** Tallied seven punts, which were tied for the third-most he has recorded in a game in his career...His seven punts totaled 291 yards (41.6 gross avg.), registering a 38.7-yard net average and included two punts being downed inside the 20-yard line...Held for Cameron Dicker's game-winning 43-yard field goal with eight seconds remaining in the game...**at Indianapolis (Dec. 26):** Recorded four punts for 153 yards (38.3 gross avg.), including landing one inside the 20-yard line for his 23rd of the season, the fifth most by an AFC punter of the 2022 season...**vs. L.A. Rams (Jan. 1):** Tallied four punts for 161 yards (40.3 gross/net avg.), including downing three punts inside the 20-yard line...The performance

marked his fifth game with at least three punts inside the 20-yard line, tied for the most such games by a punter in the AFC...**at Denver (Jan. 8):** Recorded five punts for 279 yards (55.8 gross avg.), registering a net average of 47.8 yards per punt and downing two punts inside the 20-yard line along with two touchbacks...Recorded a 60-yard punt, the longest since his 62-yard punt in Week 7 of the 2020 season...**at Jacksonville (AFC Wild Card, Jan. 14):** Recorded five punts for 203 yards (40.6 gross avg.), while also registering a 39.8-yard net average...Placed three punts inside the 20-yard line, which tied for the third-most such punts in a postseason game in franchise history.

**2021:** Appeared in one game for the Jacksonville Jaguars, punting four times for 159 yards (38.9 avg.) in a loss to the Patriots...**at New England (Jan. 2):** Totaled four punts, accumulating 159 net yards (39.8 avg.) with zero returns and a long punt of 47 yards.

**2020:** Punted in all 16 regular-season games for the Packers in 2020, posting a 45.5-yard gross average – the second-best single-season mark in team history (min. 25 punts), helping the Packers reach the NFC Championship Game for the second-straight season...Took his career gross average to 44.6 yards per punt, ranking first in franchise history for career average (min. 150 punts)...Placed 15 punts inside of the opponent's 20-yard line...In the postseason, punted five times, averaging 44.4 yards per punt (42.4 net avg.)...**vs. Detroit (Sept. 20):** Punted three times, all three landing inside of the opponent's 20-yard line...Finished the game with a 42.7-yard average...**at Houston (Oct. 25):** On his first punt of the game, occurring in the first quarter, booted a 62-yard punt to the Texans' 21-yard line, registering his longest punt of the season...**at San Francisco (Nov. 5):** Punted three times for a 51.3-yard gross average and a 40.3-yard net average, while handling kickoff duties for the second straight game...**vs. Chicago (Nov. 29):** Punted twice for 92 yards with zero returns, accounting for a single-game season-best 46.0-yard net average...**vs. Carolina (Dec. 19):** Totaled six punts with a gross average of 45.8 yards per punt, landing two punts inside of the opponent's 20-yard line...**at Chicago (Jan. 3):** Punted twice in the season finale, registering a 43.5-yard gross average, with one kick getting downed at Chicago's 11-yard line...**vs. Tampa Bay (NFC Championship, Jan. 24):** Punted three times for a 48.0-yard gross average (44.7 net avg.) with a long punt of 55 yards in the fourth quarter.

**2019:** In 16 regular-season games, punted a career-high 77 times, logging a career-best 39.9-yard net average...Accounted for a career-high 29 punts downed inside of the opponent's 20-yard line in 2019, the most by any Packers punter in a single season since 2012...Of his 77 punts, just four registered as touchbacks - the fewest by a Packers punter with at least 75 punts in a single season in 1999...Registered eight punts in two postseason bouts, marking a 43.1-yard gross average (38.6 net avg.) with two punts placed inside of the opponent's 20-yard line...**at Chicago (Sept. 5):** Punted a career-high nine times, averaging 43.6 net yards per punt with a career-high five punts placed inside of Chicago's 20-yard line...Became the first Green Bay punter to reach five punts downed inside of the 20 since 2014...Booted a pair of 63-yard punts, including one with under two minutes remaining in the game that put the ball at the Bears' 10-yard line following a penalty...**vs. Denver (Sept. 22):** Set a then-single game best with a 53.0-yard gross average, as three of his four punts were placed inside of Denver's 20-yard line...Accounted for a 66-yard punt in the third quarter, which registered as the second-longest punt of his career...**at Dallas (Oct. 6):** Punted six times with a net average of 46.5 yards per punt, the best net average in a single game by a Packers punter with at least six punts in a game since 1994...**vs. Detroit (Oct. 14):** Notched a gross and net average of 51.7 yards per attempt on three punts, as the net average was the franchise's top mark in a single game since 2011...**vs. Oakland (Oct. 20):** Registered a single-game career-best 55.3-yard gross average on three punts, with one landing inside of Oakland's 20-yard line...**at Minnesota (Dec. 23):** Logged a 46.8-yard gross average (42.2 net avg.) on five punts with two being downed inside of the opponent's 20-yard line...**at San Francisco (NFC Championship, Jan. 19):** Punted four times in the conference's championship game, notching a gross average of 43.0 yards per punt with two punts being placed inside of San Francisco's 20-yard line and just one punt returned.

**2018:** As a rookie, averaged 44.7 gross yards per punt, the fourth-best single-season mark in team history (min. 35 punts), over 16 regular season games and 71 punts...Became the first punter in Packers history to register a punt of 58-plus yards in each of his first three NFL games, becoming the first NFL punter to do so since Washington's Tress Way in 2014...Placed 19 punts inside of the opponent's 20-yard line with nine touchbacks...Registered two tackles following punts...**vs. Chicago (Sept. 9):** Punted four times in his NFL debut, recording a 48.0-yard gross average with a net average of 36.8...**vs. Minnesota (Sept. 16):** Registered a 51.8-yard average (45.2 net avg.) on five punts, becoming the first Packers punter to eclipse the 50-yard average in a single game (min. four punts) since 2015...Tallied a 63-yard punt in the second quarter, the longest punt by any Packers punter since 2016...**at Washington (Sept. 23):** Posted a 46.4-yard gross average and a 44.6-yard net average on five punts with two placed inside of Washington's 20-yard line...**at Seattle (Nov. 15):** Posted a 47.3-yard average with a 44.0-yard net average on six punts, placing two inside of Seattle's 20-yard line...Registered a career-long 67-yard punt late in the fourth quarter, the longest by a Green Bay punter since 2011...**at Minnesota (Nov. 25):** Punted six times, recording a gross average of 46.0 yards per punt (39.3 net avg.) with a season-high three punts inside of Minnesota's 20-yard line...**vs. Detroit (Dec. 31):** Matched a season-high with seven punts, averaging a 45.3-yard gross average.



**COLLEGE:** After four years punting at Alabama (2014-17), culminated his collegiate career as a two-time National Champion (2015, '17) and three-time First-Team All-Southeastern Conference (2014, '16-17)...Was named a finalist for the Ray Guy Award, which is given annually to college football's top punter, following both the 2014 and 2017 seasons...Over four seasons, set program records for career punting average (45.6), total punts (243) and punting yards (11,074), capping his career with Second-Team All-America recognition (AFCA)...As a senior in 2017, had only five punts returned, as two of the five returns went for a zero-yard gain, and 27 punts landed inside of the opponent's 20-yard line, with just four touchbacks...Finished second in the nation with seven 60-yard punts in 2016... As a freshman in 2014, registered a career-high 48.0-yard average and placed 31 of his 55 punts inside of the opponent's 20-yard line, earning First-Team All-America recognition (*USA Today*, *Sports Illustrated*) and finalist honors for the Ray Guy Award.

**PERSONAL:** Given name John Kimball Scott III...Born in Denver, Colo. ...Married to wife, Sydney, and the pair have two sons... Sister, Christi, was a five-time Colorado state champion in track & field and participated in the heptathlon while at Harvard...Father, Kim, held indoor and outdoor school records for the pole vault at Wisconsin, becoming a two-time All-American in the process...Brother, Charlie, punted at Air Force (2017-19) and Alabama (2020)...**High School:** Attended Mullen High in Denver, Colo., earning All-Colorado honors from *The Denver Post* following his senior season in 2013...Averaged 43.8 yards per punt as a senior, kicking off 44 times with 43 resulting in a touchback...Was a 2014 PrepStar All-Midlands Region selection following the 2013 season, and was named to the 2013 Colorado High School Coaches Association Elite Team.

### JK SCOTT NFL STATISTICS

Year	Team	GP	— Gross —				— Opponent —						
			No.	Yards	Avg.	Lg	Ret	Yards	Net Avg.	In 20	TB	FC	Block
2018	Green Bay	16	71	3,176	44.7	67	20	206	38.8	19	9	27	1
2019	Green Bay	16	77	3,386	44.0	66	26	233	39.9	29	4	25	0
2020	Green Bay	16	46	2,092	45.5	62	17	291	37.0	15	3	10	1
2021	Jacksonville	1	4	159	39.8	47	0	0	39.8	0	0	0	0
2022	Los Angeles Chargers	17	73	3,186	43.6	60	19	58	41.5	28	5	30	0
<b>NFL Totals</b>		<b>66</b>	<b>271</b>	<b>11,999</b>	<b>44.3</b>	<b>67</b>	<b>82</b>	<b>788</b>	<b>39.5</b>	<b>91</b>	<b>21</b>	<b>92</b>	<b>2</b>

Year	Team	GP	— Gross —				— Opponent —						
			No.	Yards	Avg.	Lg	Ret	Yards	Net Avg.	In 20	TB	FC	Block
2019	Green Bay	2	8	345	43.1	62	2	36	38.6	2	0	2	0
2020	Green Bay	2	5	222	44.4	55	2	10	42.4	1	0	2	0
2020	Green Bay	1	5	203	40.6	54	2	4	39.8	3	0	1	0
<b>NFL Totals</b>		<b>5</b>	<b>18</b>	<b>770</b>	<b>42.8</b>	<b>62</b>	<b>6</b>	<b>50</b>	<b>40.0</b>	<b>6</b>	<b>0</b>	<b>5</b>	<b>0</b>

### CAREER TRANSACTIONS

- 2018** Selected by Green Bay Packers in the fifth round (172nd overall) of NFL Draft, April 28... Signed rookie contract, May 4.
- 2021** Waived by Packers, Aug. 31...Signed by Jacksonville Jaguars as free agent, Dec. 31.
- 2022** Placed on Reserve/COVID-19, Jan 5... Activated from Reserve/COVID-19, Jan. 11...Signed by Los Angeles Chargers as unrestricted free agent, March 21.
- 2023** Re-signed by Chargers as unrestricted free agent, March 21.



# RASHAWN SLATER ⚡ 70

**TACKLE | NORTHWESTERN**

6-4 | 315 lbs | SUGAR LAND, TEXAS

ACQUIRED: DRAFT 1 — 2021

EXPERIENCE: 3RD NFL SEASON

3RD YEAR WITH CHARGERS

## CAREER HIGHLIGHTS

- ▶ Named the AFC's starting LT in the 2022 Pro Bowl, becoming the first rookie tackle to be named an all-star since Minnesota's Matt Kalil in the 2012 season.
- ▶ Earned All-Pro recognition from The Associated Press and All-Rookie and All-AFC honors from the Professional Football Writers of America.
- ▶ In 10 of his 19 career starts, protected QB Justin Herbert to top 300 passing yards.

**2022:** Started each of the first three games at LT before being placed on Reserve/Injured with a biceps injury...Opened the season by anchoring an offensive front that did not allow a sack in the season-opening win against the Raiders...**vs. Las Vegas (Sept. 11):** Started at LT and helped the offensive line to not surrender a sack on the day...Kept QB Justin Herbert upright as the signal-caller produced the fourth-best passer-rating (129.4) by a Chargers QB in a season opener in franchise history...Protected Herbert as he collected his 80th career total touchdown, doing so in his 33rd career game, the second-fastest by any player in league annals...**at Kansas City (Sept. 15):** Started at LT...Protected QB Justin Herbert as he threw for 334 yards and three touchdowns, extending his passing touchdown streak to 23 games, which was the second-longest active streak in the NFL and tied for the third-longest in Chargers history...**vs. Jacksonville (Sept. 25):** Started at LT and blocked for Herbert to help him surpass 900-career completions and 10,000-career passing yards before exiting the game in the third quarter due to an injury.

**2021:** As a rookie, started all 16 appearances at LT...Prior to being placed on Reserve/COVID-19 and missing Week 15, was one of two Chargers offensive linemen to play 100 percent of the team's offensive snaps...**Awards:** Pro Bowl Selection (First)...The Associated Press Second-Team All-Pro (T)...Professional Football Writers of America All-AFC (T)...PFWA All-Rookie (T)...Pro Football Focus All-Rookie (T)...Pro Football Journal First-Team All-AFC (T)...PFJ First-

## HONORS AND AWARDS

- 2021:** 2022 NFL Pro Bowl Selection (First)  
The Associated Press  
Second-Team All-Pro (LT)  
Professional Football Writers of America  
All-AFC (T)  
PFWA All-Rookie (T)

Team All-Rookie (T)...**at Washington (Sept. 12):** Started the season opener at LT...Saw action on all 81 of the Chargers' offensive snaps, helping keep QB Justin Herbert clean as the second-year signal caller logged his ninth-career 300-yard passing performance, helping the Bolts secure a Week 1 victory...**vs. Dallas (Sept. 19):** In his first home start as a member of the Bolts, started at LT and helped protect Justin Herbert totaled 338 yards passing to secure his 10th career 300-yard performance, tying the NFL record for most outings of the like through a player's first two seasons...**at Kansas City (Sept. 26):** Started at LT, helping secure the Bolts' second road win, and first AFC West Division victory, of the 2021 slate...Kept Justin Herbert clean as the signal-caller orchestrated his second come-from-behind fourth-quarter victory behind a four-TD effort...**vs. Las Vegas (Oct. 4):** Started at LT and did not miss an offensive snap, keeping Justin Herbert clean as the signal-caller registered three first-half passing touchdowns, as his seven passing scores on *Monday Night Football* are tied for the second-most by any player through their first two starts on MNF in league history...**vs. Cleveland (Oct. 10):** Helped protect Justin Herbert as the second-year signal-caller threw for a career-high 398 passing yards, along with four passing scores and a rushing touchdown...Herbert secured his 11th career 300-yard outing, the most by any QB in their first two seasons in NFL history...**at Baltimore (Oct. 17):** Protected Justin Herbert as he became the second-fastest player in NFL history to eclipse 6,000 (21 games)...**vs. New England (Oct. 17):** Helped an offensive front that propelled the run game to total 122 yards on the ground in the first half, the fourth-most by a Chargers offense

in the opening half over the last decade...**at Philadelphia (Nov. 7):** Protected Justin Herbert as the signal-caller secured his sixth career outing with multiple passing touchdowns and a rushing score, registering a career-best 84.2 completion percentage in the road win at Philadelphia...**vs. Minnesota (Nov. 14):** Helped protect Justin Herbert who accounted for his 50th career passing touchdown, becoming one of four QBs in league history to do so within their first 25 career games...**vs. Pittsburgh (Nov. 21):** Supported Justin Herbert as the signal-caller became the first QB in NFL history to throw for 350 yards and rush for 90 yards in a single game, as RB Austin Ekeler totaled a career-high four scrimmage touchdowns...**at Denver (Nov. 28):** Protected Justin Herbert as he found WR Keenan Allen eight times to tie the NFL record for fastest to 700 career receptions (111 games)...**at Cincinnati (Dec. 5):** Provided protection as Justin Herbert recorded his 15th career 300-yard outing and 11th three-touchdown performance, while reaching 700 career completions faster than any player in NFL history (27 games)...**vs. N.Y. Giants (Dec. 12):** Protected Justin Herbert as he threw for three touchdowns, becoming the first player in NFL history to toss at least 30 touchdowns in each of their first two seasons in NFL history...**at Houston (Dec. 26):** Blocked for RB Justin Jackson as the versatile back totaled 162 yards from scrimmage, the most by a Chargers back since 2019...**vs. Denver (Jan. 2):** Kept Justin Herbert clean as the offensive line did not allow a sack for the third time this season, as Herbert tossed two touchdowns to break the franchise's single-season passing touchdown mark...**at Las Vegas (Jan. 9):** In the season finale, helped RB Austin Ekeler reach a league-high 20 touchdowns from scrimmage on the season, as Justin Herbert totaled three passing touchdowns to set the NFL record for most passing touchdowns (69) and total touchdowns (77) by any player in their first two seasons in pro football history...**vs. NFC (2022 Pro Bowl, Jan. 6):** Started at LT, the lone rookie to begin the game for the AFC, in a winning effort over the NFC, 41-35.

**COLLEGE:** Started 37-of-38 games over three seasons at Northwestern (2017-19)... Named Preseason All-America by Phil Steele and received Preseason first-team All-Big Ten Conference acknowledgement prior to opting out of the 2020 season...Started all 11 games at left tackle in 2019, allowing zero sacks, one quarterback hit and five quarterback hurries, totaling just six allowed quarterback pressures in 11 games...Earned honorable mention All-Big Ten Conference by the league's coaches and media... Started all 14 games at right tackle as a true sophomore in 2018, helping guide the Wildcats to an 8-1 Big Ten Conference record, appearance in the Big Ten Championship Game and victory of No. 17 Utah in the San Diego County Credit Union Holiday Bowl, adding third-team All-Big Ten (coaches) and honorable mention (media) All-Big Ten recognition following the season... Started 12 of 13 appearances at right tackle as a true freshman in 2018, helping Northwestern record their third 10-win season since 1996, going 7-2 in Big Ten matchups...Contributed to running back Justin Jackson's fourth-straight 1,000-yard rushing season, as quarterback Clayton Thorson ranked third in the Big Ten in passing yards per game (218.8) and the Wildcats averaged 29.2 points per game, ranking fourth-best in the conference.

**PERSONAL:** Given name Rashawn Donavan Slater...Born in Aurora, Colo. ...Father, Reggie, played eight seasons in the NBA for the Nuggets, Raptors and Timberwolves following a collegiate career at Wyoming...Brother, RJ, played football at the United States Air Force Academy...Graduated from Northwestern with a bachelor's degree in communications and a minor in business institutions...**High School:** Attended Clements High in Sugar Land, Texas... Team captain for the Rangers, earned first-team all-district honors twice as an offensive lineman and second-team all-district acknowledgement as a defensive lineman...Named 2016 *Houston Chronicle* All-Greater Houston Second-Team, alongside of current Chargers teammate Kenneth Murray Jr. and Dolphins WR Jaylen Waddle...Competed in track & field all four of his prep years, throwing the shot put and discus... Three-time academic all-district honoree.

## CAREER TRANSACTIONS

- 2021** Selected by Los Angeles Chargers in the first round (13th overall) of NFL Draft, April 29... Signed rookie contract, July 27...Placed on Reserve/COVID-19, Dec. 13...Activated from Reserve/COVID-19, Dec. 20.
- 2022** Placed on Reserve/Injured (biceps), Sept. 28.
- 2023** Designated for return from Reserve/Injured, Jan. 11.

## RASHAWN SLATER NFL GAMES

Year	Team	GP	GS
2021	Los Angeles Chargers	16	16
2022	Los Angeles Chargers	3	3
<b>NFL Totals</b>		<b>19</b>	<b>19</b>

*On Reserve/Injured for one game during 2022 postseason.*



# STONE SMARTT **48**

## TIGHT END | OLD DOMINION

6-4 | 226 lbs | SACRAMENTO, CALIF.  
ACQUIRED: FREE AGENT — 2022  
EXPERIENCE: 2ND NFL SEASON  
2ND YEAR WITH CHARGERS

**2022:** Appeared in seven games and made one start after starting the season on Reserve/Non-Football Injury...Caught four passes for 17 yards (4.3 avg.)...Inactive for the team's postseason matchup...**vs. Kansas City (Nov. 20):** Made his NFL debut on *Sunday Night Football*, tallying the first reception of his career on a third down for six yards to move the chains...**at Arizona (Nov. 27):** Appeared on seven offensive snaps...**at Las Vegas (Dec. 4):** Made the first start of his career, opening the game at TE...Tallied two catches for three yards (1.5 avg.)...**vs. Miami (Dec. 11):** Hauled in an eight-yard reception...**vs. Tennessee (Dec. 18):** Active, did not play...**at Indianapolis (Dec. 26):** Made his *Monday Night Football* debut, appearing on seven offensive snaps...**vs. L.A. Rams (Jan. 1):** Played 10 snaps on offense and seven on special teams...**at Denver (Jan. 8):** Played 11 offensive snaps and 11 on special teams...**at Jacksonville (AFC Wild Card, Jan. 14):** Inactive (healthy scratch).

**COLLEGE:** After starting his collegiate career at Northern Arizona and Riverside City College, transferred to Old Dominion in 2019, starting seven of 10 outings at QB before converting to WR for the 2021 season...In his first true season as a pass-catcher in 2021, tallied 17 catches for 167 yards (9.8 avg.)...Added five kickoff returns for 120 yards...Started seven games under

center in 2019 for the Monarchs, completing 101-of-177 passes (57.1 pct.) for 1,006 yards and a TD, along with 181 yards and five TDs on the ground...Was named first-team JUCO All-America in 2018 at Riverside Community College after completing 177-of-277 passes for 2,754 yards and 31 TDs to just three INTS on the season, leading all California JUCO signal-callers in passing efficiency...Started collegiate career at Northern Arizona.

**PERSONAL:** Given name is Stone Cole Smartt... Born in Sacramento, Calif. ...Father, Sean, played basketball at Sacramento State, helping lead the Hornets to an NCAA Division II National Tournament appearance in 1987-88 after leading the nation in three-point field goals made per game (10.0 avg.) and tallying a school-record 93.1 points per game...Graduated from Old Dominion with a degree in business finance...**High School:** Attended Del Oro High in Loomis, Calif. ...Helped lead the program to back-to-back State Championships his junior and senior season, capping his prep career with California State Offensive Player of the Year and SCFA Offensive Player of the Year honors as a senior in 2016...Set school records for most completions and most passing yards in both a career and a single season...Also played basketball, starting all four years for the Golden Eagles.

## STONE SMARTT NFL STATISTICS

Year	Team	GP	GS	No.	- Receiving -				- Rushing -				Scrimmage	
					Yds	Avg.	Lg	TD	Att	Yds	Avg.	Lg	TD	Yards
2022	Los Angeles Chargers	7	1	4	17	4.3	8	0	0	0	-	-	0	17
<b>NFL Totals</b>		<b>7</b>	<b>1</b>	<b>4</b>	<b>17</b>	<b>4.3</b>	<b>8</b>	<b>0</b>	<b>0</b>	<b>0</b>	<b>-</b>	<b>-</b>	<b>0</b>	<b>17</b>

## CAREER TRANSACTIONS

**2022** Signed by Los Angeles Chargers as undrafted free agent, May 13...Declared non-football injury, July 17...Placed on Reserve/Non-Football Injury, Aug. 23...Activated from Reserve/Non-Football Injury, Nov. 19.

# ISAIAH SPILLER 28

**RUNNING BACK | TEXAS A&M**

6-1 | 215 lbs | HOUSTON, TEXAS

ACQUIRED: DRAFT 4 — 2022

EXPERIENCE: 2ND NFL SEASON

3RD YEAR WITH CHARGERS



**2022:** Appeared in six games and was inactive for 11 others...Registered 18 rushing attempts for 41 yards (2.3 avg.), along with three receptions for 13 yards (4.3 avg.)...Inactive for the team's postseason contest...**vs. Las Vegas (Sept. 11):** Inactive (healthy scratch)...**vs. Seattle (Oct. 23):** Made his NFL debut...Tallied his first career rush in the third quarter...**at Atlanta (Nov. 6):** Tallied seven rushes for 29 yards (4.1 avg.) with a long of seven yards...**at San Francisco (Nov. 13):** Recorded four rushes for three yards with a long of four yards...**vs. Kansas City (Nov. 20):** Tallied four rushes for 11 yards (2.8 avg.)...Added his first NFL reception, catching two passes for 11 yards (5.5 avg.)...**at Arizona (Nov. 27):** Compiled two rushes for three yards (1.5 avg.), adding a two-yard catch...**at Las Vegas (Dec. 4):** Active, did not play...**vs. Miami (Dec. 11):** Appeared in two snaps on offense...**vs. Tennessee (Dec. 18):** Active, did not play...**at Indianapolis (Dec. 26):** Inactive (healthy scratch)...**at Jacksonville (AFC Wild Card, Jan. 15):** Inactive (healthy scratch).

**COLLEGE:** Appeared in 35 games over three seasons (2019-21) at Texas A&M, registering 2,993 yards and 25 TDs on 541 carries (5.5 avg.)... Added 74 receptions for 584 yards (7.9 avg.) with a TD...Earned second-team All-Southeastern Conference following his junior season from *The Associated Press* and conference coaches after

rushing for over 1,000 yards on the season... Posted six 100-yard games in 2021, giving him 16 for his career, to total the most 100-yard performances by an Aggie since Greg Hill from 1991-93...Named first-team All-SEC by the conference coaches as a sophomore, as his 1,036 rushing yards and nine scores helped Texas A&M rank No. 2 in the SEC in rushing offense...Nearly broke the 1,000-yard mark as a true freshman, finishing with 946 rushing yards and 10 TDs to earn SEC All-Freshman honors...The 10 rushing scores were the most by an Aggie's freshman RB since Courtney Lewis' 12 in 2003.

**PERSONAL:** Given name Isaiah Elijah Spiller... Born in Houston, Texas...Father, Fred, played TE at Texas A&M from 1999-2000, playing in 10 games and earning a varsity letter as a redshirt freshman in 2000, before ending his playing career due to an injury...**High School:** Attended Klein Collins High School in Spring, Texas...An Under Armour All-America selection, was named to Dave Campbell's Texas Football Tops in Texas First-Team and was a finalist for the Houston Area UIL Offensive Player of the Year Award by the Houston Touchdown Club...Capped his prep career with 1,493 rushing yards and 20 TDs as a senior, recording 3,587 yards from scrimmage with 53 total TDs.

## ISAIAH SPILLER NFL STATISTICS

Year	Team	GP	GS	Att	— Rushing —					— Receiving —				Scrimmage Yards
					Yds	Avg.	Lg	TD	No.	Yds	Avg.	Lg	TD	
2022	Los Angeles Chargers	6	0	18	41	2.3	11	0	3	13	4.3	8	0	54
<b>NFL Totals</b>		<b>6</b>	<b>0</b>	<b>18</b>	<b>41</b>	<b>2.3</b>	<b>11</b>	<b>0</b>	<b>3</b>	<b>13</b>	<b>4.3</b>	<b>8</b>	<b>0</b>	<b>54</b>

## CAREER TRANSACTIONS

**2022** Selected by Los Angeles Chargers in the fourth round (123rd overall) of NFL Draft, April 30...Signed rookie contract, June 10.





# EASTON STICK 2

QUARTERBACK | NORTH DAKOTA STATE

6-1 | 224 lbs | OMAHA, NEB.

ACQUIRED: DRAFT 5 — 2019

EXPERIENCE: 5TH NFL SEASON

5TH YEAR WITH CHARGERS

**2022:** Inactive for 16 regular-season games and the team's postseason contest...Active but did not participate in another...**vs. Las Vegas (Sept. 11):** Inactive (healthy scratch)...**vs. Jacksonville (Sept. 25):** Dressed but saw no action...**at Houston (Oct. 2):** Inactive (healthy scratch)...**at Jacksonville (AFC Wild Card, Jan. 15):** Inactive (healthy scratch).

**2021:** Inactive for each of the team's first 15 games, before dressing in the Week 16 contest at Houston...**at Washington (Sept. 12):** Inactive (healthy scratch)...**at Houston (Dec. 26):** Active, did not play...**vs. Denver (Jan. 2):** Inactive (healthy scratch).

**2020:** Active, but did not play for each of the first five games, before entering the Week 7 game against Jacksonville at QB and logging his first career NFL game action...Inactive for the final nine games...**at Cincinnati (Sept. 13):** Active, did not play...**vs. Jacksonville (Oct. 25):** Led the Chargers offense for two scrimmage plays late in the first quarter, logging his first career NFL snaps...On his first career pass attempt, found WR Mike Williams for a completion and gain of four yards...The series culminated with a WR Joe Reed rushing TD...**at Denver (Nov. 1):** Active, did not play...**vs. Las Vegas (Nov. 8):** Inactive (healthy scratch).

**2019:** Inactive for all 16 contests...**vs. Indianapolis (Sept. 8):** Inactive (healthy scratch).

**COLLEGE:** Played four seasons at North Dakota State (2015-18) after redshirting for the Bison in 2014...Had a record of 49-3 as the starter, good enough to be the all-time winningest QB in Football Championship Subdivision history, passing North Dakota State's Brock Jensen (48 wins)...Part of five Missouri Valley Conference championship teams, with four winning FCS national titles, including two as the starter as a junior and senior...Named first-team All-America by *The Associated Press* as a senior after leading the team to its seventh FCS national championship in eight seasons...Four-time MVFC Offensive Player of the Week, including three during his senior campaign...Finished as North Dakota State's all-time record holder in passing yards (8,693), passing touchdowns (88) and total offensive yards (11,216) while ranking No. 2 in pass attempts (980) completions (598) and efficiency rating (159.5)...Set conference records for rushing yards (2,523) and rushing touchdowns (41) by a QB...Member of North Dakota State's Dean's List for all seven semesters...Set a school record with five TD passes, all in the first half, as a senior at Missouri State, where his 13-straight completions to start the game was the fourth-longest streak in school history...Led the Bison to an 8-0 record as a redshirt freshman when taking over as the starter as current Philadelphia QB Carson Wentz was injured.

**PERSONAL:** Given name Easton Michael Stick...Born in Omaha, Neb. ...Father, Mike, played baseball at Creighton...Participated in charitable efforts for Make-A-Wish and read to elementary school students...Earned a degree in sport management from North Dakota State...  
**High School:** Recognized as first-team All-State as a senior at Creighton Prep in Omaha, Neb. ...Threw for 37 TDs with just nine INTs for his prep career...Ran for 950 yards and 23 TDs...

Holds a majority of school passing records...Led Creighton Prep to the state semifinals as a junior and the state quarterfinals as a senior...Was named the Offensive MVP of the 2014 Nebraska Shrine Game, totaling 124 passing yards, 94 rushing yards and a TD on the ground...Lettered in football, baseball and track & field.

## EASTON STICK NFL STATISTICS

### REGULAR SEASON PASSING

Year	Team	GP	GS	Att	Cmp	Pct.	Yds	Y/A	TD	Int	Lg	Sk	Lost	Rating
2019	Los Angeles Chargers	0	0	0	0	—	0	—	0	0	0	0	0	—
2020	Los Angeles Chargers	1	0	1	1	100.0	4	4.0	0	0	4	0	0	83.3
2021	Los Angeles Chargers	0	0	0	0	—	0	—	0	0	0	0	0	—
2022	Los Angeles Chargers	0	0	0	0	—	0	—	0	0	0	0	0	—
<b>NFL Totals</b>		<b>1</b>	<b>0</b>	<b>1</b>	<b>1</b>	<b>100.0</b>	<b>4</b>	<b>4.0</b>	<b>0</b>	<b>0</b>	<b>4</b>	<b>0</b>	<b>0</b>	<b>83.3</b>

### REGULAR SEASON RUSHING

Year	Team	Att	Yds	Avg.	Lg	TD
2019	Los Angeles Chargers	0	0	—	—	0
2020	Los Angeles Chargers	1	-2	-2.0	-2	0
2021	Los Angeles Chargers	0	0	—	—	0
2022	Los Angeles Chargers	0	0	—	—	0
<b>NFL Totals</b>		<b>1</b>	<b>-2</b>	<b>-2.0</b>	<b>-2</b>	<b>0</b>

## CAREER TRANSACTIONS

- 2019** Selected by Los Angeles Chargers in the fifth round (166th overall) of NFL Draft, April 27... Signed rookie contract, May 10.
- 2023** Re-signed by Chargers as unrestricted free agent, March 15.



# JA'SIR TAYLOR ⚡ 36

DEFENSIVE BACK | WAKE FOREST

5-10 | 185 lbs | ASBURY PARK, N.J.

ACQUIRED: DRAFT 6b — 2022

EXPERIENCE: 2ND NFL SEASON

2ND YEAR WITH CHARGERS

## CAREER HIGHLIGHTS

- ▶ *Helped the Bolts win in Week 6 on Monday Night Football by making a pivotal special teams play to force a muffed punt by Denver in overtime, leading to the team's game-winning field goal.*
- ▶ *Made his first NFL start in the team's home victory on Sunday Night Football over Miami, totaling five tackles (three solo).*

**2022:** Appeared in all 17 games regular-season games, making three starts...Totalled 16 tackles (10 solo) and a pass defended on defense, all of which came over the final five games...Added six special teams tackles...Appeared in the team's AFC Wild Card matchup, totaling three solo tackles on defense...Part of the NFL's best punt coverage unit, holding opponents to average 3.1 yards per punt return, the best punt return average allowed by a Chargers team since 1971... Started at DB in the Week 14 win over Miami on *Sunday Night Football*, his first career start... Forced a muffed Broncos punt in overtime of the Week 6 game against Denver on *Monday Night Football*, setting up a Chargers victory... **vs. Las Vegas (Sept. 11):** In the fourth quarter, provided quality coverage on a punt by P JK Scott, tackling WR Hunter Renfrow after a minimal gain...Finished the game with 16 special teams snaps played, which tied for the second-most on the team...**at Kansas City (Sept. 15):** Saw action on each 22 special teams snaps... **vs. Jacksonville (Sept. 25):** Contributed to 16 special teams plays...**at Houston (Oct. 2):** Saw action on 18 special teams snaps...**at Cleveland (Oct. 9):** Continued to provide reliable support on special teams...**vs. Denver (Oct. 17):** Primarily contributed on special teams...In overtime, blocked his defender into the returner and forced a muffed Broncos punt, which was recovered by DB Deane Leonard and led to the eventual game-winning field goal for the Bolts...**vs. Seattle (Oct. 23):** Partnered with LS Josh Harris on a second-quarter stop in punt coverage, marking his first career NFL tackle...**at Atlanta (Nov. 6):** Appeared on 16 special teams plays...**at San Francisco (Nov. 13):** Saw action on 18 special teams snaps...**vs. Kansas City (Nov. 20):** Secured a single-game career-best two special teams tackles in the primetime matchup...

**at Arizona (Nov. 27):** Contributed primarily on special teams, logging a tackle on kickoff coverage...**at Las Vegas (Dec. 4):** Primarily contributed on special teams, adding seven defensive snaps...**vs. Miami (Dec. 11):** Started at DB and totaled five tackles (three solo)... Helped support a defense that allowed just three completions in the first half, tying for the fewest completions allowed in a single opening half by any defense this season, and just 19 net passing yards in the opening half, the fewest allowed by a Bolts defense in a single first half in the last decade...The unit allowed just three third-down conversions on 11 attempts (27.3 pct.), the best defensive third down percent allowed by the Bolts this season...**vs. Tennessee (Dec. 18):** Logged second start in the secondary, finishing the game with three solo stops...Helped anchor a defense that allowed just one third-down conversion in the first three quarters and didn't allow a point in the first quarter for the third-straight week...**at Indianapolis (Dec. 26):** Continued to provide reliable support on special teams and on defense, appearing in 13 snaps on special teams and nine snaps on defense... **vs. L.A. Rams (Jan. 1):** Tallied three tackles and one pass defended in the win, contributing to a defense that allowed just 11 net passing yards, the second-fewest allowed in a single game by the Bolts in 2022...In the fourth quarter, caused a pass defended on a throw intended for Rams WR Tutu Atwell, marking his first professional pass defended...**at Denver (Jan. 8):** Started at CB and totaled five tackles, including a career-high four solo stops...**at Jacksonville (AFC Wild Card, Jan. 14):** Tallied three solo tackles...Aided a defense that did not allow a single third-down conversion in the first half, the first defense to do so in a playoff game since at least 2000, and held the Jaguars to a franchise playoff-record 20.0 third-down percentage (two-for-10)...The unit collected 13 passes defended in the game, the most by any team in the NFL in a single playoff game since 2016, and three first-quarter INTs, the most by any team in a single playoff game in the last 30 years.

**COLLEGE:** Over five seasons (2017-21) of action at Wake Forest, set a program record with 62 career games played...Started each of his final 23 collegiate games played...Earned honorable mention All-Atlantic Coast Conference recognition in each of his final two seasons for the Demon Deacons...Was named a team captain for his final two seasons...Registered 185 career tackles (153 solo), six INTs, a five-yard sack, 24 passes defended, a forced fumble and three recoveries...Became the first player in Wake Forest history to have an INT and a kickoff return for a TD in the same game, doing so in Week 1 to earn ACC Specialist of the Week...Recorded his first pick-six in 2020, returning the INT 45 yards for a TD against North Carolina State.

**PERSONAL:** Given name Ja'Sir Taylor...Born in Neptune, N.J. ...Earned a bachelor's degree in communications from Wake Forest...**High School:** Attended Brick (N.J.) Township High, earning all-conference honors as a senior in 2016...Was the Green Dragons' top rusher as a senior with 544 yards and 11 touchdowns...Led Brick Township to the 2013 Central Jersey Group 4 State Championship and a runner-up finish in 2016...Also played basketball and ran track & field, running a 10.74-second 100-meter dash.

### JA'SIR TAYLOR NFL STATISTICS

Year	Team	GP	GS	— Tackles —					Yds	TFL	— Interceptions —					— Fumbles —		
				Total	Solo	Asst	Sacks				No.	Yds	Lg	TD	PD	FF	FR	Yds
2022	Los Angeles Chargers . . .	17	3	16	10	6	0.0	0	0	0	0	—	0	1	0	0	0	
<b>NFL Totals</b> . . . . .		<b>17</b>	<b>3</b>	<b>16</b>	<b>10</b>	<b>6</b>	<b>0.0</b>	<b>0</b>	<b>0</b>	<b>0</b>	<b>—</b>	<b>0</b>	<b>1</b>	<b>0</b>	<b>0</b>	<b>0</b>		

Year	Team	GP	GS	— Tackles —					Yds	TFL	— Interceptions —					— Fumbles —		
				Total	Solo	Asst	Sacks				No.	Yds	Lg	TD	PD	FF	FR	Yds
2022	Los Angeles Chargers . . .	1	0	3	3	0	0.0	0	0	0	—	0	0	0	0	0		
<b>Postseason Totals</b> . . . . .		<b>1</b>	<b>0</b>	<b>3</b>	<b>3</b>	<b>0</b>	<b>0.0</b>	<b>0</b>	<b>0</b>	<b>—</b>	<b>0</b>	<b>0</b>	<b>0</b>	<b>0</b>	<b>0</b>			

### CAREER TRANSACTIONS

**2022** Selected by Los Angeles Chargers in the sixth round (214th overall) of NFL Draft, April 30...Signed rookie contract, May 13.



# MARK WEBB JR. ⚡ 29

**DEFENSIVE BACK | GEORGIA**

6-1 | 207 lbs | PHILADELPHIA, PA.

ACQUIRED: DRAFT 7 — 2021

EXPERIENCE: 2ND NFL SEASON

3RD YEAR WITH CHARGERS

**2022:** Spent the 2022 season on the Chargers' practice squad.

**2021:** Served as a primary contributor on special teams through the first nine weeks...Placed on Reserve/Injured (knee) following Week 11...**at Washington (Sept. 12):** Saw action on 16 special teams snaps in the season-opening win...vs. Dallas (Sept. 19): Continued to contribute on special teams...**at Kansas City (Sept. 26):** Logged first defensive snaps as a member of the Chargers, seeing action on four plays...Logged first career tackle, a solo stop of Chiefs TE Travis Kelce...Helped the defensive unit hold Chiefs QB Patrick Mahomes to 5.9 yards per attempt, the third-lowest output of his career, as the unit forced four Chiefs turnovers, the most takeaways by the Bolts in a single game since 2018 (Week 17)...**vs. Las Vegas (Oct. 4):** Continued to contribute on special teams...**vs. Cleveland (Oct. 10):** Secured a tackle on kickoff coverage...**at Baltimore (Oct. 17):** Added support on special teams...**vs. New England (Oct. 31):** Inactive (healthy scratch)...**at Philadelphia (Nov. 7):** Secured one tackle, stopping QB Jalen Hurts after a third-down scramble...Contributed on special teams...**vs. Minnesota (Nov. 14):** Inactive (knee).

**COLLEGE:** Over four years (2017-20) at Georgia, helped the Bulldogs appear in three Southeastern Conference Championship Games and claim three New Year's Six bowl victories, while never ranking outside of the top-15 in *The Associated Press* poll...As a senior, saw action in eight out of Georgia's 10 games in the Southeastern Conference's condensed 2020 season, logging three starts...Recorded 21 tackles (10 solo), one interception and three passes defended... Closed out the third quarter vs. No. 7 Auburn by securing his first career interception, helping hold the Tigers to a total of six points scored in the contest as the Bulldogs commenced the season with back-to-back wins...Registered a career-high 46 tackles (31 solo), three passes

defended and two forced fumbles, starting nine of his 14 games appearances as a junior in 2019... Ranked fifth on the team in tackles and paced the Bulldogs with his two forced fumbles...Appeared in all 13 games as a true freshman, primarily contributing on special teams...Started his career as a WR, before switching to DB in-season...Made his defensive debut for the Bulldogs in a road win over Notre Dame.

**PERSONAL:** Given name Mark Steven Webb Jr. ...Born in Philadelphia, Pa. ...Played youth football with former Chargers S Nasir Adderley and Eagles RB D'Andre Swift, whom he considers close friends...Recipient of the Charles G. Rood and James W. and Elizabeth P. Plant Football Scholarships while at Georgia...Studied housing management policy at Georgia and is working towards his bachelor's degree...**High School:** Attended Archbishop Wood High in Warminster, Pa. ...Registered 703 yards and six touchdowns receiving as a senior in 2016 to help the Vikings secure the PIAA Class 5A State Championship...Teammates with Falcons TE Kyle Pitts, who became the highest-drafted tight end in the modern draft era after being selected No. 4 overall by Atlanta in the 2021 NFL Draft...Selected to play in the inaugural Polynesia Bowl in Honolulu, Hawai'i in 2017...Led Team Mariota with four catches for 45 yards and a touchdown.

## CAREER TRANSACTIONS

- 2021** Selected by Los Angeles Chargers in the seventh round (241st overall) of NFL Draft, May 1...Signed rookie contract, May 14...Placed on Reserve/Injured (knee), Nov. 26...Designated for return from Reserve/Injured, Dec. 29.
- 2022** Waived by Chargers, Aug. 30...Signed by Chargers to practice squad, Aug. 31.
- 2023** Re-signed by Chargers to Reserve/Future contract, Jan. 16.

## MARK WEBB JR. NFL STATISTICS

Year	Team	GP	GS	— Tackles —				Yds	TFL	— Interceptions —				— Fumbles —			
				Total	Solo	Asst	Sacks			No.	Yds	Lg	TD	PD	FF	FR	Yds
2021	Los Angeles Chargers	7	0	2	2	0	0.0	0	0	0	0	0	0	0	0	0	0
<b>NFL Totals</b>		<b>7</b>	<b>0</b>	<b>2</b>	<b>2</b>	<b>0</b>	<b>0.0</b>	<b>0</b>	<b>0</b>	<b>0</b>	<b>0</b>	<b>0</b>	<b>0</b>	<b>0</b>	<b>0</b>	<b>0</b>	<b>0</b>



# MIKE WILLIAMS **81**

**WIDE RECEIVER | CLEMSON**

6-4 | 218 lbs | SANTEE, S.C.

ACQUIRED: DRAFT 1 — 2017

EXPERIENCE: 7TH NFL SEASON

7TH YEAR WITH CHARGERS



## CAREER HIGHLIGHTS

- ▶ Named AFC Offensive Player of the Week in Week 15 of 2018 for a performance at Kansas City on Thursday Night Football that included two receiving touchdowns and 76 receiving yards on seven catches (10.9 avg.) while adding a 19-yard rushing touchdown and catching the game-winning two-point conversion with less than 10 seconds remaining.
- ▶ Set an NFL single-season record in 2021 with five go-ahead touchdowns in the fourth quarter or overtime.
- ▶ Added a game-tying touchdown grab in the fourth quarter of the 2021 regular-season finale at Las Vegas, setting an NFL single-season record with six game-tying or go-ahead scores in the fourth quarter or overtime.
- ▶ With seven career touchdowns (six receiving, one rushing) at GEHA Field at Arrowhead Stadium, has the most touchdowns scored by any visiting player in the history of the venue.
- ▶ Led the NFL in receiving average in 2019 with 20.4 yards-per-catch (min. 40 rec.), the highest single-season average among players with at least 40 catches since 2017.
- ▶ Since entering the NFL in 2017, has caught 290 passes for 4,557 yards and 30 touchdowns, averaging 15.7 yards-per-catch for the second-best receiving average over that span among players with at least 250 receptions.
- ▶ Over his career, no player has had more go-ahead touchdowns in the fourth quarter or overtime than his seven, while his 23 catches of 40-plus yards rank tied for No. 5 since 2017.
- ▶ Was on the receiving end of QB Philip Rivers' 3,989th completion as a rookie in 2017 to push the QB past Hall of Fame QB Warren Moon for eighth on the all-time completions list.

## HONORS AND AWARDS

**2018:** AFC Offensive Player of the Week (Week 15 at Kansas City — First)

**2022:** Started all 13 appearances at WR, leading the receiving charge with a team-high 895 yards on 63 receptions (14.2 avg.) and four TDs..Was one of six Chargers to top 500 receiving yards and three TD catches on the year, setting the record for most players to do so on the same team in a single season in NFL history...Tallied at least four receptions for 65 yards in four-straight games down the stretch...Ranked fifth in the NFL in receiving average (13.4) among pass-catchers with at least 35 receptions through the first seven games...Had an streak of five-straight road games with 100-plus yards receiving, tying the all-time record by an AFC player (Chad Johnson)...Has 10 receptions of 40-plus yards since the start of 2021, tied for the most by any player in the NFL...Against Kansas City in Week 2, hauled in eight passes for 113 yards and a TD, registering his seventh career TD at Arrowhead, the most by any visiting player in the history of GEHA Field at Arrowhead Stadium, and becoming the only visiting player in the history of the complex to record three-straight games with 100-plus receiving yards and a TD...In the Week 14 win over Miami on *Sunday Night Football*, led the charge with his fourth 100-yard performance of the season, collecting a game-high 116 receiving yards on six catches (19.3 avg.) with a TD, as the receiving score gave QB Justin Herbert 90 career passing TDs, becoming just the second QB all-time to reach the mark in their first three seasons...**vs. Las Vegas (Sept. 11):** Collected two receptions for 10 yards (5.0 avg.) with a long grab of six yards...**at Kansas City (Sept. 15):** Totaled eight receptions for 113 yards (14.1 avg.) with one touchdown and a long grab of 39 yards...Registered seventh career TD at GEHA Field at Arrowhead Stadium, the most all-time by a visiting player, and became the only visiting player with three-straight performances of 100-plus receiving yards and at least one score in the history of the venue...

**vs. Jacksonville (Sept. 25):** Caught one pass, a 15-yard TD grab in the second quarter, registering his second receiving score in as many weeks...**at Houston (Oct. 2):** Finished the game with a team-leading 120 yards on seven receptions (17.1 avg.) with a long grab of 50 yards...Registered 12th reception of 40-plus yards from Justin Herbert since the start of 2021, which leads the NFL among QB-WR duos over that span...Collected eighth 100-yard receiving performance on the road since the start of the 2019 season, which leads all AFC pass-catchers...**at Cleveland (Oct. 9):** Hauled in 10 catches for 134 yards (13.4 avg.) to register his fifth-straight road game with 100-plus receiving yards, tying for the most by an AFC player (Chad Johnson) in conference annals...Of his 10 grabs, six moved the chains and registered as first downs...Along with RB Austin Ekeker (173 yards), became the first Chargers duo to hit the century mark in rushing and receiving in the same game since 2019...**vs. Denver (Oct. 17):** Collected two catches for 17 yards (8.5 avg.) with a long of nine yards...**vs. Seattle (Oct. 23):** Totaled seven receptions for 86 yards (12.3 avg.) with a long of 21 yards and one receiving TD...Off of a takeaway, hauled in his third receiving score of the season, catching a 13-yard pass from Justin Herbert...Five of his seven grabs either moved the chains or resulted in a TD...**at Atlanta (Nov. 6):** Inactive (ankle)...**vs. Kansas City (Nov. 20):** Returned to the lineup and caught one pass for 15 yards along the right sideline...Sustained an ankle injury in the first quarter and did not return...**at Arizona (Nov. 27):** Inactive (ankle)...**vs. Miami (Dec. 11):** Returned to the lineup and led the receiving output with a game-high 116 yards on six grabs (19.3 avg.) with a TD, marking 30 career receiving scores and his fourth 100-yard receiving performance of the season...In the second quarter, found a spot in the back of the end zone and hauled in Justin Herbert's historic 90th career TD pass...In the third quarter, registered longest reception of the season, a 55-yard grab down the left sideline to set-up a Chargers field goal...**vs. Tennessee (Dec. 18):** Recorded four receptions for 67 yards (16.8 avg.) with a long of 35 yards, hauling-in a 35-yard grab with less than 30 seconds remaining in regulation to set up the eventual game-winning field goal...**at Indianapolis (Dec. 26):** Tallied four receptions for 76 yards (19.0 avg.), marking his third-straight game with at least four receptions and 65 receiving yards...All four of his receptions registered as first downs...**vs. L.A. Rams (Jan. 1):** Totaled seven receptions for 94 yards (13.4 avg.) with four grabs registering as first downs...Helped the offense total 431 net yards, the team's third-highest total in a game this season...**at Denver (Jan. 8):** Closed out the regular season with four receptions for 32 yards (8.0 avg.)...**at Jacksonville (AFC Wild Card, Jan. 14):** Inactive (back).

**2021:** Appeared in 16 games, making 14 starts at WR...Posted career highs with team-best 76 receptions and 1,027 yards on the year, averaging 15.3 yards-per-reception and catching eight TDs on the season...The year marked his second 1,000-yard campaign...Set a single-season NFL record with five go-ahead TDs in the fourth quarter or overtime...Set another all-time single-season record by catching six TDs in the fourth quarter or overtime to tie the game or take the lead...Led the NFL with seven TD catches in the fourth quarter, tying for the most by an player in a season since at least 1991...Became the first player of the season to have multiple 40-yard receiving scores in a single game in the Week 5 win against the Browns...Had an AFC-leading nine catches of 40-plus yards on the season...Eclipsed 100 receiving yards in three games, giving him seven such performances in his career...Caught a TD each of the first four games of the season, tying for the third-longest streak by a Charger to start a season...**Awards:** Selected as a third alternate for the Pro Bowl... Pro Football Journal Second-Team All-AFC (WR)...**at Washington (Sept. 12):** Recorded a single-game career-high eight catches for 82 yards (10.3 avg.) and a TD...Started at WR and appeared on 61 offensive snaps...Hauled in the 400th completion of QB Justin Herbert's career...Fought through tight coverage by CB Benjamin St-Juste to corral a back-shoulder throw for a three-yard TD in the fourth quarter... Helped ice the game on the final, clock-killing drive by converting a third-and-seven and adjusting his body for another back-shoulder throw for a 20-yard gain against St-Juste...**vs. Dallas (Sept. 19):** Extended his streak of games with a TD catch to three consecutive, and two to start the 2021 season...Started at WR, hauling in seven passes for 91 yards (13.0 avg.) and the score...Set up his TD catch by finding a soft spot in the zone to gain 27 yards on third-and-13 in the second quarter...Lined up split out wide left on the next play, taking a quick pass and forcing missed tackles by CB Anthony Brown and S Damontae Kazee for the 12-yard TD...**at Kansas City (Sept. 26):** Registered 122 receiving yards and two TDs on seven receptions (17.4 avg.)... Hauled in a two-point conversion in the second quarter, running a slant-route from the left after the defense failed to cover him before the snap... The performance marked his fourth-straight with a scoring grab, including three-straight to start the year...Increased his career total to five 100-yard games...Beat CB Mike Hughes on a double-move early in the fourth quarter to haul in a 20-yard TD down the right sideline...Took advantage of the defense for a 43-yard gain on the first play of the team's next possession, running a seam-route from the left slot...Hauled in a four-yard TD on a back-shoulder fade in a one-on-one matchup with Hughes to clinch the

victory with less than a minute remaining in the game...**vs. Las Vegas (Oct. 4):** Registered an 11-yard catch, kickstarting the team's second scoring drive of the game...**vs. Cleveland (Oct. 10):** Set a single-game career high with 165 receiving yards and two TDs on eight catches (20.6 avg.), including a career-long 72-yarder... Both TDs were 40-plus yards, making him the first player of the season to have multiple 40-yard receiving scores in a single game...On the first score, sprinted past the coverage of CB A.J. Green to be wide open on a go-route and bring in the 72-yard score...Helped the team re-gain the lead in the fourth quarter by beating the defense on a skinny-post-route for a 42-yard TD...**at Baltimore (Oct. 17):** Hauled in two passes for 27 yards (13.5 avg.)...Caught one of his passes for 26 yards in the second quarter after beating S Chuck Clark on a skinny-post-route from the right slot, setting up a TD on the next play...**vs. New England (Oct. 31):** Posted 19 receiving yards on two catches (9.5 avg.) in his sixth start at WR of the season...**at Philadelphia (Nov. 7):** Caught two passes for 58 yards (29.0 avg.), including one that went for 49 yards...On the play, got behind CB Darius Slay and adjusting to the pass from Justin Herbert to set the offense up at the 17-yard line...**vs. Minnesota (Nov. 14):** Hauled in four receptions for 33 yards (8.3 avg.), moving the chains on all four catches...**vs. Pittsburgh (Nov. 21):** Appeared in his second career game on *Sunday Night Football*, recording five catches for 97 yards (19.4 avg.), including a 53-yard TD in the fourth quarter that proved to be the game-winning score...On the TD, caught the Justin Herbert pass along the left sideline and sprinted down in for the 53-yard score, avoiding the arms of DB Tre Norwood just before scoring...In the first quarter, converted a third-and-14 to keep a TD drive alive by running a dig-route from the left to beat the coverage of CB Ahkello Witherspoon for a 22-yard gain...**at Denver (Nov. 28):** Started at WR, registering four catches for 39 yards (9.8 avg.)...**at Cincinnati (Dec. 5):** Recorded his third 100-yard game of the season, hauling in five passes for 110 yards (22.0 avg.)...Had a pair of catches of 40 or more yards, giving him seven for the season...Caught his first pass of 40-plus yards on the opening drive, getting behind the coverage of CB Chidobe Awuzie on a fade-route for a 41-yard gain...Hauled in his second pass of 40-plus yards on a go-route against CB Mike Hilton later in the first quarter, high-pointing the football to gain 47 yards...**vs. N.Y. Giants (Dec. 12):** Hauled in six catches for 61 yards (10.2 avg.), moving the chains on four of those receptions...Hauled in a pass over the middle on a shallow crossing-route from the left slot, beating CB James Bradberry and taking the football down the right sideline for a 27-yard gain...**vs. Kansas City (Dec. 16):** Made his fourth career start on *Thursday Night Football*...Caught three passes for 49 yards (16.3 avg.)...Ran a crossing-route from right-to-left in the third quarter on third-and-one, hauling in a 17-yard pass and holding on despite an immediate hit from Mike Hughes...

**vs. Denver (Jan. 2):** Recorded three catches for 63 yards (21.0 avg.) and a TD, hauling in the 45-yard score in the fourth quarter...Reached 1,000 yards on the season for the second time in his career...On the TD catch in the fourth quarter, got behind the coverage of CB Kyle Fuller and made a diving catch inside the five-yard line and slid into the end zone for the score...Moved the chains on third-and-three in the first quarter by beating CB Pat Surtain II on a slant-route for an 11-yard gain...**at Las Vegas (Jan. 9):** Caught nine passes for 119 yards (13.2 avg.) and a TD, recording his fourth 100-yard game of the season...Posted his ninth catch of 40-plus yards of the year, good for the most in the AFC...Caught the game-tying TD as time expired in regulation to force overtime, giving him seven fourth-quarter TDs on the year, to tie for the most in a single season since at least 1991...It marked his sixth TD catch in the fourth quarter to take the lead or tie the game, setting an all-time record for a single season...Caught a back-shoulder fade down the left sideline despite tight coverage by CB Brandon Facyson for 18 yards to kick-start a TD drive...Later on that possession, caught a fourth-and-six pass right at the line to gain, moving the chains to keep the drive alive...Settled in at the line to gain late in the fourth quarter against the coverage of CB Desmond Trufant to haul in a 14-yard pass on fourth-and-10...Capped off the game-tying drive by catching a 12-yard TD pass, diving back to haul in the pass between coverage of CB Casey Hayward Jr., and S Dallin Leavitt Ran a dig-route against Hayward on fourth-and-nine in overtime, getting separation and catching a pass and running for a 47-yard gain.

**2020:** Started 11 of his 15 games played, recording 48 catches for 756 yards (15.8 avg.) and five receiving TDs, ranking second on the team in receiving yards and TDs...Over the final three games, led the Chargers with 184 receiving yards on 12 receptions (15.3 avg.), helping propel the offense to finish the season on a four-game win streak with three victories over divisional opponents, while rookie QB Justin Herbert set a plethora of NFL records...Of his 12 catches, eight went for first downs and one went for a receiving score...Helped rookie QB Justin Herbert lead the NFL in third-down passing TDs and leading the NFL in completions of 50-plus yards, one of which was a 64-yard TD against New Orleans on *Monday Night Football*...**at Cincinnati (Sept. 13):** Recorded four catches for 69 yards, with three of his four receptions going for a first down...**vs. Kansas City (Sept. 20):** Rushed for 64 yards on 23 carries, both of which remain season-high figures...Registered six scrimmage first downs, his most on the season...**at New Orleans (Oct. 12):** Logged a season-high 109 receiving yards on five catches, with two receiving TDs, recording his third career game with over 100 receiving yards...The two-TD outing was the his multi-TD game since the team's Thursday night win over Kansas City at Arrowhead in 2018...Williams' TD helped rookie Justin Herbert set the

record for most passing TDs by a rookie (four) in the history of *Monday Night Football...at Denver (Nov. 1)*: Recorded five catches for 99 yards, taking his career total to over 2,000 receiving yards...Caught a 24-yard TD pass from Herbert to give the Chargers a three-TD lead early in the second half, logging his first TD against the Broncos since 2018...His other four receptions all went for first downs...**vs. Las Vegas (Nov. 8)**: Tallied 81 receiving yards on five receptions, with four of his five catches giving the Chargers offense a fresh set of downs...On a third-and-16 late in the second quarter, his catch-and-run on a quick slant not only gave the Bolts a fresh set of downs, but led to the eventual Keenan Allen TD two plays later, tying the game prior to the intermission...Early in the fourth quarter, Williams tip-toed the boundary to secure a 23-yard reception from Herbert, which set up a FB Gabe Nabers TD later in the drive...Outside of making integral receptions, provided assistance blocking, leading the way on Allen's 16-yard screen pass catch-and-run on third-and-three... **at Miami (Nov. 15)**: Caught two Justin Herbert passes, totaling 38 yards as both catches went for Chargers first downs...Both of his catches helped set up Los Angeles touchdowns later in those respective series...**vs. N.Y. Jets (Nov. 22)**: Recorded four catches for 72 yards (18.0 avg.) and a 39-yard TD, his 16<sup>th</sup> career receiving score and fourth of the season - his most since 2018...Three of his four receptions came on third down, with two going for first downs and the other ending in his receiving TD...In all, all four of his receptions either went for first downs or a score...His receiving TD was a catch in traffic across the middle, as his catch-and-run registered as the offense's second-longest play from scrimmage of the day...His production against the Jets saw his third 70-yard receiving day in the last four games...**at Buffalo (Nov. 29)**: Logged three receptions for 26 yards (8.7 avg.), one of which came on a critical fourth-and-one, as he caught a short pass from Herbert to secure the first down while being covered by CB Tre'Davious White...Two of his three catches went for first downs and all three were with White in coverage...**vs. New England (Dec. 6)**: Logged four catches, his most since Week 9, for 43 yards (10.8 avg.), converting three of his four receptions for Chargers first downs...**vs. Atlanta (Dec. 13)**: Started the game, but exited the game due to injury following the opening series...**at Las Vegas (Dec. 17)**: Totaled two receptions for 22 yards (11.0 avg.), one of which went for a first down, in the Chargers' overtime win over the division-rival Raiders on *Thursday Night Football...vs. Denver (Dec. 27): Led the offense with 54 receiving yards on four catches (13.5 avg.) as the unit helped Justin Herbert log his second-consecutive game-winning drive to defeat the Broncos and win the team's second AFC West division contest in as many weeks... **at Kansas City (Jan. 3)**: In the season finale, led the Bolts offense with 108 receiving yards on six receptions (18.0 avg.), helping L.A. finish the regular season on a four-game win streak... On the receiving end of 48-yard TD pass in the*

third quarter, gave Herbert his 36<sup>th</sup> total TD of the season, setting the record for most total TDs by a rookie in NFL history...Of his four first-down receptions, two of them came on third down, helping Justin Herbert finish the regular season with a league-leading 73 passing first downs on third down.

**2019**: Started 15 games at WR and was inactive another, recording single-season career highs with 49 catches and 1,001 yards (20.4 avg.) and two TDs...With WR Keenan Allen and RB Austin Ekeler, became the first trio of teammates to each have 900-plus receiving yards in the same season since New England accomplished the feat in 2014...With Allen, the pair became the first Chargers teammates to each have 1,000-plus receiving yards in the same season since 2009...Posted two 100-yard performances... **vs. Indianapolis (Sept. 8)**: Posted two catches for 29 receiving yards (14.5 avg.)...**at Detroit (Sept. 15)**: Registered 83 receiving yards on three receptions (27.7 avg.), moving the chains on all three catches...In the waning seconds of the first half, laid out to catch a ball deep down the left sideline for a 47-yard gain, preventing DB Quandre Diggs from coming up with a pick and setting up a 39-yard field goal to close out the first half...Worked left-to-right on a crossing-route on third-and-two in the fourth quarter, corralling the pass in a soft spot of the zone coverage for a first down...**vs. Houston (Sept. 22)**: Converted all three receptions for first downs, gaining 45 yards (15.0 avg.)...In the second quarter, beat the press coverage of CB Lonnie Johnson Jr., on a corner-route along the left sideline for a 13-yard gain on third-and-12... **at Miami (Sept. 29)**: Inactive (back)...**vs. Denver (Oct. 6)**: Returned to action, catching six passes for 74 yards (12.3 avg.)...Ran a deep dig-route in the second quarter, beating CB Chris Harris Jr., and settling in behind the coverage of the linebackers for a 20-yard gain...**vs. Pittsburgh (Oct. 13)**: Posted five receptions for 72 yards (14.4 avg.) with all five moving the chains for first downs...In the second quarter, ran a deep curl-route on the left for 16 yards on third-and-13...Caught the ball at the line of scrimmage in the left flat before breaking a tackle by LB Devin Bush and juking past CB Mike Hilton for a 13-yard gain...**at Tennessee (Oct. 20)**: Registered four catches for 47 yards (11.8 avg.)...Ran a flag-route to the right in the second quarter, getting both toes in before going out of bounds and was credited with a 21-yard catch after a successful challenge...**at Chicago (Oct. 27)**: Caught three passes for 69 yards (23.0 avg.)...Ran a streak down the right side, out-jumping the coverage of DBs Kyle Fuller and Eddie Jackson for a 43-yard gain...Had a key block on DB Eddie Jackson on RB Melvin Gordon III's 19-yard TD run...**vs. Green Bay (Nov. 3)**: Recorded the first 100-yard performance of his career, finishing with 111 yards on three catches (37.0 avg.)...In the first quarter, ran a drag-route from the right slot, catching the ball in the left flat before accelerating down the sideline away from trailing coverage and pursuit by CB Jaire Alexander for a 56-yard catch-and-



run...Beat Alexander again in the fourth quarter by getting inside position on a skinny post-route...**at Oakland (Nov. 7):** Hauled in a pair of passes for 55 yards (27.5 avg.), moving the sticks on both receptions...Ran a streak from the right slot on one of the catches, getting inside position on CB Trayvon Mullen for a 45-yard completion...**vs. Kansas City (Estadio Azteca, Nov. 18):** Posted two receptions for 76 yards (38.0 avg.)...Elevated to high-point the football over S Daniel Sorensen on his first reception...Made a leaping catch in the fourth quarter for 50 yards down the left sideline behind the coverage of CB Charvarius Ward and in front of CB Rashad Fenton...**at Denver (Dec. 1):** Set a single-season career high for receiving yards by setting a single-game career-high 117 yards on five catches (23.4 avg.)...Ran a streak in the final minute of the first half to get behind the coverage of CB Isaac Yiadom for 52 yards to set up a 30-yard TD pass to Austin Ekeler on the next play...On fourth-and-11 in the fourth quarter, brought in a one-handed, 38-yard grab despite tight coverage from Yiadom...**at Jacksonville (Dec. 8):** Registered his first score of the season, finishing with two catches for 63 yards (31.5 avg.), including a 44-yard TD...On the score, ran a deep post-route to haul in the pass, beating the coverage of CB Tre Herndon...Had a block on Herndon to help Austin Ekeler record a 35-yard carry in the second quarter...**vs. Minnesota (Dec. 15):** Posted four receptions for 71 yards (17.8 avg.) and a TD...Hauled in a first quarter reception for 39 yards with CB Mike Hughes in tight coverage...In the second quarter, high-pointed the ball on a fade-route in the end zone, elevating over Hughes for the two-yard TD...**vs. Oakland (Dec. 22):** Recorded three catches for 51 yards (17.0 avg.)...Along with Keenan Allen and Austin Ekeler, became the first trio of NFL teammates to have 900-plus receiving yards in the same year since the Patriots accomplished the feat in 2014...**at Kansas City (Dec. 29):** Registered the first 1,000-yard season of his career, capping off his campaign with two receptions for 38 yards (19.0 avg.)...Became part of the first Chargers teammates since 2009 to each have 1,000-plus receiving yards in the same year, doing so with Keenan Allen...On the first play of the second quarter, ran a fade-route and elevated to catch the pass for a 16-yard gain on third-and-seven along the left sideline with Charvarius Ward tight in coverage.

**2018:** Named AFC Offensive Player of the Week for his performance in a Week 15 win over the Chiefs: Seven receptions for 76 yards (10.9 avg.) and two TDs while also running in a 19-yard TD and catching the game-winning two-point conversion with less than 10 seconds remaining...Appeared in 16 games, starting five times, including twice as the third WR...Hauled in 43 receptions for 664 yards (15.4 avg.) and 10 TDs...Posted seven carries for 28 yards (4.0 avg.) and a TD...Became the first Chargers WR since 1996 (Tony Martin) to have 10 scrimmage TDs in a single season...With two TD catches and a rushing score in the second matchup against Kansas City, was just the third WR in team annals with a rushing and receiving score in the

same game...Added a reception on a successful two-point conversion...On the first scoring catch of his career, became the 37th player to haul in a TD from QB Philip Rivers...Started both postseason games at WR, including one as the team's third WR...Posted seven receptions for 110 yards (15.7 avg.)...**Awards:** AFC Offensive Player of the Week (Week 15)...Pro Football Journal First-Team All-AFC (Third WR)...**vs. Kansas City (Sept. 9):** Registered a single-game career-high 81 receiving yards on five catches (16.2 avg.) with all five receptions moving the chains...Extended a scoring drive in the fourth quarter on third-and-five on a seam-route before spinning out of a tackle and fighting through another for a 25-yard gain...Kept another TD drive alive on second-and-19 by finding the soft spot in the zone in front of two defenders on a dig-route from the left side of the formation for a 23-yard gain...**at Buffalo (Sept. 16):** Opened as the third WR, the second start of his career...Recorded two receptions for 27 yards (13.5 avg.), including a 10-yard TD for the first score of his career...Became the 37th player to catch a TD from Philip Rivers...On the score, ran a seam-route to get inside position on CB Vontae Davis...Later in the first quarter, ran a deep curl to find the soft spot in the zone to move the chains on third-and-12...**at Los Angeles Rams (Sept. 23):** Hauled in four passes for 81 yards (20.3 avg.) and two TDs, marking the first multi-TD game of his career...Tied his single-game career high in receiving yards...On the first score, ran a go-route and got behind CBs Marcus Peters and Aqib Talib before laying out to make a diving 42-yard grab...Caught his second TD of the day on a flag-route on fourth-and-two, powering through S Lamarcus Joyner for the score after corraling the pass at the three-yard line...**vs. San Francisco (Sept. 30):** Registered a 15-yard catch...Ran a crossing-route in the third quarter, hauling in the 15-yard pass despite tight coverage from DB Greg Mabin...**vs. Oakland (Oct. 7):** Started as the third WR...Recorded three receptions for 45 yards (15.0 avg.)...Registered a three-yard gain on the first carry of his career...On a catch in the third quarter, settled between levels in the zone defense to bring in a 16-yard pass to move the chains...Blocked CB Dominique Rodgers-Cromartie late in the first half on a screen pass to RB Melvin Gordon III that went for 34 yards...**at Cleveland (Oct. 14):** Recorded a four-yard catch and a 10-yard carry...Contributed with a block on DB Denzel Ward on a 16-yard screen pass to WR Keenan Allen in the second quarter...**vs. Tennessee (Wembley Stadium, Oct. 21):** Caught a career-long 55-yard pass for a TD to open the scoring in the second half...On the play, sprinted behind S Kendrick Lewis on a deep corner-route to get open for the score...**at Seattle (Nov. 4):** Caught a 30-yard TD pass...On the play, ran a hitch-route along the left sideline and broke a tackle attempt by CB Tre Flowers, tiptoeing along the sideline to stay in bounds for the score...**at Oakland (Nov. 11):** Posted a zero-yard carry, participating on 26 offensive snaps...**vs. Denver (Nov. 18):** Had two key receptions for 56 yards (28.0 avg.)...On his first catch, ran a corner-route to bring in a 27-yard pass along the left sideline on third-



and-10...Set up the team's first TD of the day by elevating on a jump ball over CB Tramaine Brock Sr., for a 29-yard gain on third-and-four, getting the ball to the Denver four-yard line...**vs. Arizona (Nov. 25):** Started as the lone WR...Registered four catches for 25 yards (6.3 avg.) and two TDs...On the first score, ran a flag-route on the left side and jumped to bring in the nine-yard pass, keeping control to the ground...Caught his second TD from Philip Rivers to close the first half on a fade-route, beating the coverage of CB David Amerson in the front left corner of the end zone...**at Pittsburgh (Dec. 2):** Recorded three catches for 52 yards (17.3 avg.)...Ran a post-route that went for a 20-yard gain in the third quarter, getting behind the linebackers and settling in front of S Terrell Edmunds in a soft spot of the zone defense...Later in the third quarter, posted an 18-yard reception on a deep crossing route, corralling the pass in front of CB Coty Sensabaugh and LB L.J. Fort as Philip Rivers threw a perfectly placed ball over the underneath coverage of CB Mike Hilton...**vs. Cincinnati (Dec. 9):** Totalled 45 receiving yards on three catches (15.0 avg.)...Moved the chains with a 17-yard grab on a deep hitch-route down the seam in front of CB KeiVarae Russell on third-and-10 in the fourth quarter...Blocked CB William Jackson on a 15-yard gain by RB Austin Ekeler in the first quarter...**at Kansas City (Dec. 13):** Named AFC Offensive Player of the Week...Posted a 19-yard TD run and seven catches for 76 yards (10.9 avg.) and two TDs, becoming the third Chargers WR in history (and first since 2002) with a rushing and receiving score in a single game...The three TDs brought his total to 10 for the season, making him the first Bolts WR since 1996 (Tony Martin) to do so...Started at WR...Began his night with a 38-yard gain on a go-route down the left sideline, before closing out the drive by high-pointing the ball on a fade-route with CB Steven Nelson in coverage for a three-yard TD...Added a rushing TD in the third quarter, taking an end-around toss to the right and splitting through defenders for the 19-yard score after a freeing block at the line of scrimmage by TE Virgil Green...Hauled in a back-shoulder fade while covered by CB Orlando Scandrick with four seconds remaining for a one-yard TD catch...On the ensuing two-point conversion, slipped by defenders to the back of the end zone for the wide open game-winning conversion...**vs. Baltimore (Dec. 22):** Posted a seven-yard catch...Started as the team's lone WR, participating on 40 offensive plays...**at Denver (Dec. 30):** Hauled in five passes for 65 yards (13.0 avg.) and a TD...Added a carry that went for -11 yards...Eclipsed 10 receiving TDs on the season...Ran a wheel-route to the right in the first quarter with CB Tramaine Brock Jr., in coverage, catching a back-shoulder fade

pass for 18 yards...Posted the score in the third quarter, running up the left seam and making a three-yard TD catch...**at Baltimore (AFC Wild Card, Jan. 6):** Made his NFL postseason debut, starting as the team's third WR...Registered two receptions for 42 yards (21.0 avg.) and caught a two-point conversion...Ran a seam-route on the left side of the formation to get behind CB Jimmy Butler, corralling a floated pass from Philip Rivers over the top for a 28-yard gain...Later in the drive after a one-yard TD run by Melvin Gordon, caught a two-point conversion wide open in the left corner of the end zone on a corner-route...**at New England (AFC Divisional, Jan. 13):** Posted 68 receiving yards on five catches (13.6 avg.) with four of the receptions going for first downs...Hauled in an 18-yard gain on third-and-15 on a go-route in the first quarter by pulling a double-move at the line of scrimmage to get by CB Jason McCourty...Started as the team's lone WR.

**2017:** Appeared in 10 games with one start...Inactive for six games, including the first five weeks of the season recovering from a back injury before making his NFL debut against Oakland...Posted 11 catches for 95 yards (8.6 avg.)...Moved the chains on a 15-yard catch on third down for his first career reception...Caught the 3,989th completion of QB Philip Rivers' career, passing Hall of Fame QB Warren Moon for No. 8 in NFL history at the time...**at Denver (Sept. 11):** Inactive (back)...**at Oakland (Oct. 15):** Made his NFL debut, hauling in a 15-yard catch on third-and-six to convert for a first down...Saw first action of career on a fourth-and-two attempt late in the first quarter...**vs. Denver (Oct. 22):** Played 14 snaps on offense in the second game of his career...**at New England (Oct. 29):** Caught a seven-yard pass on 22 offensive plays...Sealed a lane with WR Tyrell Williams for RB Melvin Gordon to post an 87-yard TD run in the first quarter...**at Jacksonville (Nov. 12):** Posted two catches for 24 yards (12.0 avg.)...Hauled in a 20-yard pass in the second quarter for Philip Rivers' 3,989th career completion, passing Warren Moon for No. 8 at the time in league annals...Appeared on 27 offensive plays...**vs. Buffalo (Nov. 19):** Recorded five receptions for 38 receiving yards (7.6 avg.)...**at Dallas (Nov. 23):** Played an offensive snap before exiting with a knee injury...**vs. Cleveland (Dec. 3):** Inactive (knee)...**vs. Washington (Dec. 10):** Played 35 snaps on offense and hauled in a three-yard reception...**at Kansas City (Dec. 16):** Appeared on 30 offensive plays...**at New York Jets (Dec. 24):** Played 26 snaps on offense...**vs. Oakland (Dec. 31):** Made the first start of his career as the third WR, seeing action on 27 offensive plays...Posted an eight-yard catch.

**COLLEGE:** Played three seasons (2013-14, '16) at Clemson with a medical redshirt in 2015... Corralled 177 receptions for 2,727 yards (15.4 avg.) and 21 TDs in his career, good for fifth, fourth and third, respectively, in school history... Saw action in 42 games with 30 starts... Capped off his collegiate career by helping Clemson win a national title, totaling 94 yards and a TD on eight catches (11.8 avg.) in the victory over Alabama... Started 15 contests while tallying team highs in receptions (98), receiving yards (1,361) and TD catches (11) as a junior in 2016, earning second-team All-American and first-team All-Atlantic Coast Conference honors... His 98 catches were good for the second-most in a single season in school history while his 1,361 yards marked the third-most single-

season output by a Tiger... Posted five 100-yard performances as a junior, including a 200-yard output and three that went for 140-plus yards... Suffered a season-ending neck injury in the season opener of 2015, resulting in a medical redshirt... Was placed on the Biletnikoff Award Watch List to start his sophomore season in 2014 before posting 57 catches for 1,030 yards (18.1 avg.) and six TDs in 13 games with 11 starts.

**PERSONAL:** Given name Mike Williams... Born in Vance, S.C. ... Had his number retired by his high school in October 2018... Earned a degree in sociology from Clemson... **High School:** Played WR, S and limited action at QB at Lake Marion High in Santee, S.C. ... Finished his senior season ranked as the No. 3 player in the state by ESPN.

### MIKE WILLIAMS NFL STATISTICS

Year	Team	GP	GS	— Receiving —					Att	— Rushing —				Scrimmage Yards
				No.	Yds	Avg.	Lg	TD		Yds	Avg.	Lg	TD	
2017	Los Angeles Chargers	10	1	11	95	8.6	20	0	0	0	—	—	0	95
2018	Los Angeles Chargers	16	5	43	664	15.4	55t	10	7	28	4.0	19t	1	692
2019	Los Angeles Chargers	15	15	49	1,001	20.4	56	2	1	2	2.0	2	0	1,003
2020	Los Angeles Chargers	15	11	48	756	15.8	64t	5	1	1	1.0	1	0	757
2021	Los Angeles Chargers	16	14	76	1,146	15.1	72t	9	0	0	—	—	0	1,146
2022	Los Angeles Chargers	13	13	63	895	14.2	55	4	0	0	—	—	0	895
<b>NFL Totals</b>		<b>85</b>	<b>59</b>	<b>290</b>	<b>4,557</b>	<b>15.7</b>	<b>72t</b>	<b>30</b>	<b>9</b>	<b>31</b>	<b>3.4</b>	<b>19t</b>	<b>1</b>	<b>4,588</b>

POSTSEASON		GP	GS	— Receiving —					Att	— Rushing —				Scrimmage Yards
Year	Team			No.	Yds	Avg.	Lg	TD		Yds	Avg.	Lg	TD	
2018	Los Angeles Chargers	2	2	7	110	15.7	28	0	0	0	—	—	0	110
<b>Postseason Totals</b>		<b>2</b>	<b>2</b>	<b>7</b>	<b>110</b>	<b>15.7</b>	<b>28</b>	<b>0</b>	<b>0</b>	<b>0</b>	<b>—</b>	<b>—</b>	<b>0</b>	<b>110</b>

### CAREER TRANSACTIONS

- 2017** Selected by Los Angeles Chargers in the first round (seventh overall) of NFL Draft, April 27... Signed rookie contract, May 12.
- 2017** Had fifth-year team option exercised on rookie contract by Chargers, April 30.
- 2021** Placed on Reserve/COVID-19, Dec. 8... Activated from Reserve/COVID-19, Dec. 11... Placed on Reserve/COVID-19, Dec. 25... Activated from Reserve/COVID-19, Dec. 30.
- 2022** Signed contract extension, March 8.



# NICK WILLIAMS ⚡ 95

DEFENSIVE LINEMAN | SAMFORD

6-0 | 232 lbs | BIRMINGHAM, ALA.

ACQUIRED: FREE AGENT — 2023

EXPERIENCE: 9TH NFL SEASON

1ST YEAR WITH CHARGERS

## CAREER HIGHLIGHTS

- ▶ *Over nearly a decade of NFL action, has appeared in 83 career regular-season games (42 starts) for the Giants, Lions, Bears, Dolphins and Chiefs, as well as two postseason outings with Kansas City and Miami, totaling 125 career tackles (67 solo), including 7.5 sacks and 12 tackles for loss, as well as seven passes defended and two fumble recoveries.*
- ▶ *Last season, appeared in each of the first eight games (seven starts) for the New York Giants, totaling 15 tackles (five solo) and two passes defended, before being placed on Reserve/Injured for the remainder of the season.*
- ▶ *In 2019 as a member of the Chicago Bears, ranked second on the team with a career-high six sacks, appearing in all 16 regular-season games for the first time in his career.*

**2022:** Signed with the New York Giants in the offseason and appeared in each of the first eight games for New York (seven starts) before being placed on Reserve/Injured (biceps) for the remainder of the regular season...Amassed 15 tackles (five solo) and two passes defended for the Giants, who started the season with a 6-2 record in his appearances...Started each of the first seven games for New York before being placed on Reserve/Injured (biceps)...**vs. Chicago (Oct. 2):** Against his former team, registered a season-high five tackles (one solo) and one pass defended...

Near the end of the first half, batted down a pass attempt of QB Justin Field, his first pass defended of the season...**at Jacksonville (Oct. 23):** Notched one tackle and one pass defended, a deflection off of a pass attempt by QB Trevor Lawrence, in the road win against the Jaguars.

**2021:** Started all 17 games in his second season with Detroit, amassing 27 tackles (14 solo), 0.5 sacks, four tackles for loss and one pass defended...**at Green Bay (Sept. 20):** Secured five tackles (four solo) and one half-sack in the divisional bout against the Packers...Partnered with teammate Trey Flowers to take down QB Aaron Rodgers, the league's eventual Most Valuable Player, early in the second quarter on a third-and-five to force a Packers punt...**vs. Philadelphia (Oct. 31):** Finished the game with two tackles (one solo), one of which registered as a tackle for loss...Brought down Eagles RB Boston Scott for a loss of two yards on a rush attempt, the first play from scrimmage of the second quarter...**vs. Minnesota (Dec. 5):** Provided one tackle in the Lions' first victory of the season, defeating NFC North Division foe Minnesota...**at Green Bay (Jan. 9):** Closed out the year with a victory against the Packers, providing two tackles (one solo) in the winning affair.

**2020:** Signed with the Detroit Lions, starting 13-of-14 games played for Detroit...Tallied 23 tackles (12 solo), one sack, two tackles for loss and two passes defended for the Lions...**at Jacksonville (Oct. 18):** At the start of the third quarter, dropped RB James Robinson for a loss of two yards on first down...**vs. Houston (Nov. 26):** Secured two tackles (one solo), including one sack, against the Texans...Late in the second quarter, took down QB Deshaun Watson for a loss of nine yards on a first down, forcing a second-and-long...**vs. Minnesota (Jan. 3):** Closed out the regular season with one solo tackle and one pass defended in the season finale... On second-and-long on Minnesota's opening possession, deflected a pass attempt by QB Kirk Cousins at the line of scrimmage, forcing a third-and-long and ensuing Vikings punt.

**2019:** After re-signing with Chicago, appeared in all 16 regular-season games, starting five along the Bears' defensive front...Recorded a career-high six sacks, the second-most by any Bears defender...Posted a career-high 42 tackles (24 solo), including his career-best six sacks, to go along with two fumble recoveries and two passes defended...Opened the season with four sacks in the first four games, as he was one of just six NFC defenders through the first four weeks of the regular season to accumulate at least four sacks...**at Denver (Sept. 15):** Totaled two solo tackles, including a sack, in the road win against the Broncos...Dropped QB Joe Flacco for a loss of one yard in the fourth quarter, helping thwart Denver's attack...**at Washington (Sept. 23):** Notched a then-single-game career-best three tackles (one solo), including one sack for the second-straight week...Closed out the game with an 11-yard sack of QB Case Keenum, helping

Chicago start the season with back-to-back road wins...**vs. Minnesota (Sept. 29):** Experienced a career day behind his first career start, totaling a career-high seven tackles (three solo), including two sacks, as well as a fumble recovery...Took down QB Kirk Cousins on back-to-back drives in the third and fourth quarter, helping Chicago hold the division-rival Vikings to just six offensive points (one rushing touchdown)...Landed on a Cousins fumble, forced by Khalil Mack, on a strip sack in the third quarter, his first career fumble recovery...**at Oakland (Oct. 6):** Totaled four solo stops against the Raiders, as well as one pass defended which occurred on a deflection at the line of scrimmage on a pass from QB Derek Carr...**vs. NY Giants (Nov. 24):** Notched four tackles (two solo) and a fumble recovery in a winning effort...Late in the third quarter, registered a fumble recovery and fumble return for four yards after Khalil Mack strip-sacked QB Daniel Jones...**at Minnesota (Dec. 29):** Closed out the season with a start along the defensive front and four tackles (two solo) in the season-ending winning effort on the road.

**2018:** Signed with the Bears in the offseason, spending the offseason and training camp with the club, before being released during roster cuts...Re-signed with the Bears, appearing in two games with Chicago and totaling two tackles (one solo), including a tackle for loss...**at Buffalo (Nov. 4):** Tallied a season-best two tackles (one solo) in the 41-9 road win at Buffalo...Dropped RB Chris Ivory for a loss of four yards following a short reception, his first career tackle for loss.

**2017:** Spent the offseason and training camp with the Miami Dolphins.

**2016:** Saw action in 10 games for the Kansas City Chiefs and Miami Dolphins, totaling seven tackles (six solo)...Also contributed in Miami's postseason loss to the Pittsburgh Steelers... Released by the Chiefs following Week 6 and was subsequently claimed via waivers by the Dolphins...at Pittsburgh (Wild Card, Jan. 8): Secured two tackles (one solo) in run support in the postseason matchup, his second postseason appearance in as many seasons.

**2015:** Appeared in 14 regular-season games for the Chiefs, as well as Kansas City's Wild Card Round win over Houston, as the Chiefs claimed the franchise's first postseason win in over two decades...Totaled nine tackles (five solo) in his 14 outings in the regular season...After starting the season 1-5, the Chiefs went on to close out the season with 10 straight wins down the stretch...**vs. Denver (Sept. 17):** Totaled his first career tackle, a solo stop of RB C.J. Anderson in the third quarter...**at Minnesota (Oct. 18):** Recorded a season-high, and then-career-best, three tackles (two solo) in the road bout.

**2014:** After spending training camp with the Steelers, was waived by the team, then was re-signed to the club's practice squad...Spent the first 12 weeks of the regular season on the Steelers' practice squad before being signed to Kansas City's active roster...After being signed by the Chiefs before Week 13, appeared in two games over the final five weeks, seeing action in a reserve role.

**2013:** After being selected by the Pittsburgh Steelers in the seventh round of the 2013 NFL Draft (223rd overall), spent the duration of the season on Reserve/Injured (knee) after sustaining an injury during training camp.

**COLLEGE:** Appeared in 40 career games at Sanford University over his final four seasons of action (2009-12) after redshirting in 2008...A two-time all-conference selection, posted a career-best 31 tackles (15 solo) in his final season at Samford, leading the Bulldogs with a career-high six sacks.

**PERSONAL:** Given name Nicholas Williams... Born in Birmingham, Ala. ...**High School:** Attended Minor High School in Birmingham, Ala., where he played just one year of football before attending Samford University...Played basketball at Minor High School for two seasons before switching to football for his senior season.



## NICK WILLIAMS NFL STATISTICS

Year	Team	GP	GS	– Tackles –					– Interceptions –					– Fumbles –				
				Total	Solo	Asst	Sacks	Yds	TFL	No.	Yds	Lg	TD	PD	FF	FR	Yds	
2014	Kansas City	2	0	0	0	0	0.0	0	0	0	0	0	0	0	0	0	0	0
2015	Kansas City	14	0	9	5	4	0.0	0	0	0	0	0	0	0	0	0	0	0
2016	Kansas City	5	0	5	4	1	0.0	0	0	0	0	0	0	0	0	0	0	0
	Miami	5	0	2	2	0	0.0	0	0	0	0	0	0	0	0	0	0	0
2018	Chicago	2	0	2	1	1	0.0	0	1	0	0	0	0	0	0	0	0	0
2019	Chicago	16	5	42	24	18	6.0	34	5	0	0	0	0	2	0	2	4	4
2020	Detroit	14	13	23	12	11	1.0	9	2	0	0	0	0	2	0	0	0	0
2021	Detroit	17	17	27	14	13	0.5	4	4	0	0	0	0	1	0	0	0	0
2022	New York Giants	8	7	15	5	10	0.0	0	0	0	0	0	0	2	0	0	0	0
<b>NFL Totals</b>		<b>84</b>	<b>79</b>	<b>301</b>	<b>67</b>	<b>58</b>	<b>7.5</b>	<b>47</b>	<b>12</b>	<b>0</b>	<b>0</b>	<b>0</b>	<b>0</b>	<b>7</b>	<b>0</b>	<b>2</b>	<b>4</b>	<b>4</b>

POSTSEASON		GP	GS	– Tackles –					– Interceptions –					– Fumbles –				
Year	Team			Total	Solo	Asst	Sacks	Yds	TFL	No.	Yds	Lg	TD	PD	FF	FR	Yds	
2015	Kansas City	1	0	0	0	0	0.0	0	0	0	0	0	0	0	0	0	0	0
2016	Miami	1	0	2	1	1	0.0	0	0	0	0	0	0	0	0	0	0	0
<b>Postseason Totals</b>		<b>2</b>	<b>0</b>	<b>2</b>	<b>1</b>	<b>1</b>	<b>0.0</b>	<b>0</b>	<b>0</b>	<b>0</b>	<b>0</b>	<b>0</b>	<b>0</b>	<b>0</b>	<b>0</b>	<b>0</b>	<b>0</b>	<b>0</b>

## CAREER TRANSACTIONS

- 2013** Selected by Pittsburgh Steelers in the seventh round (223rd overall) of NFL Draft, April 27... Signed rookie contract, June 4...Placed on Reserve/Injured (knee) on Aug. 25.
- 2014** Released by Steelers, Aug. 30...Signed by Steelers to practice squad, August 31... Signed by Kansas City Chiefs from Steelers practice squad, Nov. 24.
- 2016** Re-signed by Chiefs as an exclusive rights free agent, April 18...Waived by Chiefs, Oct. 18...Claimed off waivers by Miami Dolphins, Oct. 19.
- 2017** Waived by Dolphins, Sept. 2.
- 2018** Signed by Chicago Bears, April 19...Waived by Bears, Sept. 1...Signed by Bears, Sept. 2.
- 2019** Re-signed by Bears as unrestricted free agent, March 15.
- 2020** Signed by Detroit Lions as unrestricted free agent, March 18.
- 2021** Placed on Reserve/COVID-19, Aug. 7... Activated from Reserve/COVID-19, Aug. 19.
- 2022** Signed by New York Giants as unrestricted free agent, June 26...Waived by Giants, Aug. 31...Signed by Giants, Sept. 1...Placed on Reserve/Injured (biceps), Nov. 7.
- 2023** Signed by Los Angeles Chargers as free agent, May 19

COMMUNITY

FRONT OFFICE

N.WILLIAMS

DRAFT PICKS  
& FREE AGENTS

2022 IN  
REVIEW

RECORDS  
& HISTORY

GENERAL  
INFORMATION



# JT WOODS 22

**SAFETY | BAYLOR**

6-2 | 195 lbs | SAN ANTONIO, TEXAS

ACQUIRED: DRAFT 3 — 2022

EXPERIENCE: 2ND NFL SEASON

2ND YEAR WITH CHARGERS

**2022:** Appeared in 10 games, making one start on *Sunday Night Football* in Week 10...Totaled three tackles (two solo)...**vs. Las Vegas (Sept. 11):** Made his NFL debut, contributing on special teams...**at Kansas City (Sept. 15):** Inactive (healthy scratch)...**vs. Jacksonville (Sept. 25):** Supplied support on special teams...**at Houston (Oct. 2):** Inactive (healthy scratch)...**at Atlanta (Nov. 6):** Saw action on eight special teams snaps...**at San Francisco (Nov. 13):** Started at S in his first career start, and saw action on five defensive snaps and four special teams plays...**vs. Kansas City (Nov. 20):** Logged first NFL tackle by tapping down QB Patrick Mahomes on a scramble in the fourth quarter...**at Arizona (Nov. 27):** Saw action on 10 defensive snaps, continuing to contribute primarily on special teams...**at Las Vegas (Dec. 4):** Primarily contributed on special teams...**vs. Miami (Dec. 11):** Provided assistance on special teams...**vs. Tennessee (Dec. 18):** Inactive (healthy scratch)...**vs. L.A. Rams (Jan. 1):** Returned to the lineup and notched two tackles (one solo), contributing to a defense that allowed just 111 net passing yards, the second-fewest in a single game by the Bolts in 2022...Also provided support on special teams...**at Denver (Jan. 8):** Contributed on special teams in the regular-season finale...**at Jacksonville (AFC Wild Card, Jan. 14):** Inactive (healthy scratch).

**COLLEGE:** Appeared in 50 career games over four seasons (2018-21) at Baylor, including 28 starts at S...Ended his collegiate career ranked fifth in program history for career games played...Totaled 157 tackles (113 solo), seven tackles for loss, a sack, nine INTs, 14 passes defended and four fumble recoveries for the Bears...Earned honorable mention All-Big 12 recognition from the coaches as a junior and senior...Led the conference his senior season with a career-high six INTs...Scored a defensive TD in back-to-back weeks in 2021 — a 20-yard pick-six at Texas State for Baylor's first TD of the season and then a program-record 97-yard fumble return against Texas Southern, earning Big 12 Co-Defensive Player of the Week following the latter performance...Picked off a career-high two passes in Baylor's Sugar Bowl victory over Mississippi to close out his college career.

**PERSONAL:** Given name Jalen Terrell Woods...Born in San Antonio, Texas...Competed in the 110-meter hurdles for the Baylor track & field team in 2019...Earned a bachelor's degree in sociology from Baylor...**High School:** Attended Byron P. Steele II High School in Cibolo, Texas, propelling the program to a 9-5 record as a senior in 2017...Totaled 33 tackles and one sack as a senior while playing both ways, along with six receptions for 63 yards and two rushes for 39 yards offensively...Helped guide Steele to a 14-2 record and state quarterfinal appearance as a junior in 2016...Also competed in track, posting personal-best times of 10.64 in the 100-meter dash, 21.87 in the 200-meter dash and 13.80 in the 110-meter hurdles.

## JT WOODS NFL STATISTICS

Year	Team	GP	GS	— Tackles —					— Interceptions —					— Fumbles —				
				Total	Solo	Asst	Sacks	Yds	TFL	No.	Yds	Lg	TD	PD	FF	FR	Yds	
2022	Los Angeles Chargers	10	1	4	3	1	0.0	0	0	0	0	0	0	0	0	0	0	0
<b>NFL Totals</b>		<b>10</b>	<b>1</b>	<b>4</b>	<b>3</b>	<b>1</b>	<b>0.0</b>	<b>0</b>	<b>0</b>	<b>0</b>	<b>0</b>	<b>0</b>	<b>0</b>	<b>0</b>	<b>0</b>	<b>0</b>	<b>0</b>	<b>0</b>

## CAREER TRANSACTIONS

**2022** Selected by Los Angeles Chargers in the third round (79th overall) of NFL Draft, April 29...Signed rookie contract, June 13.



**ROOKIES &  
FIRST-YEAR  
PLAYERS**

**QUENTIN JOHNSTON ⚡ WR**



# QUENTIN JOHNSTON ✨ 1

WIDE RECEIVER | TCU

6-2 | 208 lbs | TEMPLE, TEXAS

ACQUIRED: DRAFT 1 — 2023

EXPERIENCE: ROOKIE

## COLLEGE HIGHLIGHTS

- ▶ A two-time first-team All-Big 12 selection, appeared in 32 games, hauling in 115 receptions for 2,190 yards and 14 touchdowns, leading TCU in receiving yards all three seasons.
- ▶ With a receiving average of 19.0 yards per catch, ranked second among all FBS players from 2019-22 (min. 100 receptions).
- ▶ Named Offensive Most Valuable Player in the Horned Frogs' College Football Playoff Semifinal win over Michigan by recording six catches for 163 yards, including a 76-yard touchdown.
- ▶ As a true freshman, averaged 22.1 yards per catch, the highest mark by a true freshman in the history of the Big 12 Conference.

**2022:** A team captain, led the Horned Frogs' receiving attack with a career-best output of 60 receptions for 1,069 yards and six TDs...Named Offensive Most Valuable Player in the College Football Playoff Semifinal win over Michigan with six receptions for 163 yards, including a 76-yard TD...Became TCU's first 1,000-yard receiver since Jalen Reagor (1,061) in 2018...Had four receptions for 139 yards, including catches of 53 and 51 yards, against Kansas State in the Big 12 Championship Game...Experienced a career day at nationally-ranked Kansas, hauling-in a career-best 14 catches for a career-high 206 yards, tied for the third-most receiving yards in a game by any FBS pass-catcher in 2022...Found the end zone on a 24-yard scoring grab with 1:36 to play on the road, which proved to be the game-winning score...In TCU's double-overtime victory over Oklahoma State, recorded eight receptions for 180 yards, the second-highest output of his career...**Accolades:** First-Team All-Big 12, College Football Playoff Semifinal Offensive Most Valuable Player.

## CAREER TRANSACTIONS

- 2023** Selected by Los Angeles Chargers in the first round (21st overall) of NFL Draft, April 27... Signed rookie contract, May 12.

**2021:** Led TCU in receiving yards (634), yards per reception (19.2) and TD catches (6) in his second collegiate season, ranking second on the team with 33 receptions...Played in nine games, missing three due to injury...At Oklahoma, set then-career-bests with a seven-catch, 185-yard, three-TD performance...Finished the season with three 100-yard output games over the season... His 142 yards in the 30-28 win over Baylor came on five receptions, including a fourth quarter 19-yard score and another 53-yard reception...**Accolades:** First-Team All-Big 12.

**2020:** As a true freshman, registered a team-best 22.1 yards per catch average, which was the highest mark by a true freshman in the history of the Big 12 conference (min. 20 catches)... The mark ranked second nationally since 2008, also setting a program record...Became the first TCU true freshman in at least the last 25 seasons with back-to-back 100-yard receiving games when he went for 114 and 133 yards in the final two contests versus Oklahoma State and Louisiana Tech, respectively, also becoming the conference's first true freshman to do so since 2014...Led TCU with 487 yards receiving on the season...Tallied 114 yards versus Oklahoma State on three receptions, including a 58-yard snag...**Accolades:** Honorable Mention All-Big 12.

**HIGH SCHOOL:** Attended Temple High School in Temple, Texas, where, as a senior, he helped lead Temple to a 9-3 record and 2019 district championships, finishing the 2019 season with 41 catches for 778 yards and eight TDs...Emerged as one of the top pass-catchers in the state as a junior with 54 catches for 1,015 yards and 13 TDs, earning All-Region honors...Also played basketball and competed in track & field, where he finished third at the 2019 5A State Championships in the high jump.

**PERSONAL:** Given name Quentin Tyre Johnston... Born in Temple, Texas...His mother, Sherry, and father, Carl, are both Army veterans, with Sherry serving in Operation Desert Storm/Desert Shield and Carl in Kuwait...Enjoys graphic design projects.



# TULI TUIPULOTU ⚡ 45

**OUTSIDE LINEBACKER | SOUTHERN CALIFORNIA**

6-3 | 266 lbs | HAWTHORNE, CALIF.

ACQUIRED: DRAFT 2 — 2023

EXPERIENCE: ROOKIE



## COLLEGE HIGHLIGHTS

- ▶ One of college football's most dominant pass rushers in 2022, was named Pacific-12 Conference Defensive Player of the Year after leading the league and ranking third in the nation with 12.5 sacks, earning consensus All-America and first-team All-Pac-12 recognition.
- ▶ Over three seasons at Southern California, appeared in 31 career games and made 28 starts, totaling 114 tackles (65 solo), 20 sacks, five passes defensed, four forced fumbles and a recovery.
- ▶ Received first-team All-Pac-12 honors in 2021 after receiving Freshman All-America recognition from *The Athletic* as a true freshman in 2020 following an output of a team-leading 5.5 sacks.

**2022:** Consensus All-American and Pacific-12 Defensive Player of the Year after leading the conference and ranking third in the nation with 12.5 sacks...Started all 14 games and became the first Trojan to be named First-Team All-America by all five major honoree lists since 2012 (Marquise Lee)...Registered the most sacks by a Trojan defender in a single season since 2003...Tallied tackles (29 solo), three passes defensed and two forced fumbles...Registered a single-game career-best three sacks in a winning effort against Washington State, helping the Trojans start the season on a five-game win streak with the conference victory...**Accolades:** Consensus All-American, Pacific-12 Conference Defensive Player of the Year, Pac-12 Defensive Lineman of the Year, First-Team All-Pac-12, Polynesian Player of the Year.

## CAREER TRANSACTIONS

- 2023** Selected by Los Angeles Chargers in the second round (54th overall) of NFL Draft, April 28...Signed rookie contract, June 26.

**2021:** Earned first-team All-Pacific-12 recognition after starting all 12 games, totaling 48 tackles, including 7.5 for losses of 42 yards (with a team-high 5.5 sacks for 39 yards), along with two passes defensed, two forced fumbles and one fumble recovered for a TD...Named the program's Defensive Lineman of the Year...Registered his fumble recovery for a score in a road win at Washington State...In a late-season home victory against Arizona, recorded his first-career multi-sack game, tallying two quarterback takedowns in the winning effort...**Accolades:** First-Team All-Pacific-12.

**2020:** Appeared in all six games as a true freshman, starting three, in the conference's condensed season...Over the six outings, recorded 22 tackles, including 2.5 that registered as tackles for loss, and two sacks...Posted a career-high nine tackles (five solo) in the road victory over crosstown-rival UCLA, leading the way for the Trojans' defense...Added a sack in the victory over the Bruins...**Accolades:** Freshman All-America (*The Athletic*).

**HIGH SCHOOL:** Attended Lawndale High in nearby Hawthorne, Calif., helping lead Lawndale to a CIF title in 2018 as a junior...Earned all-area honors as a junior after finishing the season with 95 tackles, 24.0 tackles for loss, 9.0 sacks and a forced fumble...Collected numerous accolades as a senior, including third team All-State and first team All-Conference honors.

**PERSONAL:** Given name Tulikihelotu Amanakilelei Tuipulotu...Born in Inglewood, Calif. ....Initially from Gardena, Calif., moved to Oregon when he was in middle school, before returning to Southern California in advance of his sophomore year of high school...His older brother, Marlon, was a first-team All-Pacific-12 defensive lineman in 2020 and currently plays for the Philadelphia Eagles after being selected by the club in the sixth round of the 2021 NFL Draft...Was teammates with his brother, as well as his cousin, Talanoa Hufanga, at Southern California, before Hufanga went on to earn All-Pro honors as a member of the San Francisco 49ers.





# DAIYAN HENLEY ⚡ 0

LINEBACKER | WASHINGTON STATE

6-0 | 225 lbs | LOS ANGELES, CALIF.

ACQUIRED: DRAFT 3 — 2023

EXPERIENCE: ROOKIE

## COLLEGE HIGHLIGHTS

- ▶ *In his lone season at Washington State, was a first-team All-Pacific-12 selection at LB and a second-team honoree as an all-purpose/special teams player, as his 106 tackles ranked second in the conference and his 12 tackles for loss tied for fifth overall, earning a spot as a finalist for the Butkus Award, which is given annually to college football's top linebacker.*
- ▶ *Spent the first four of his five collegiate seasons at the Nevada, playing in 49 games for the Wolf Pack and earning second-team All-Mountain West honors in his final season (2021) after leading all FBS linebackers in with four interceptions, adding two defensive touchdowns.*
- ▶ *Spent his first two seasons at Nevada primarily as a WR, before transitioning to the defensive side of the ball before the 2019 season, eventually leading the team with 103 tackles in 2021.*

**2022:** Started all 12 games at LB for Washington State, earning first-team All-Pacific-12 honors at LB and second-team recognition as an all-purpose/special teams player...Led the Cougars and ranked second in the conference with 106 tackles, as his 12 tackles for loss were the fifth-most in the league...Added four sacks, an INT, three forced fumbles and two fumble recoveries, tallying five double-digit tackle outings in 12 appearances...Led the team with six special teams tackles...In his Washington State debut, led the defense with a team-high eight tackles and a career-high three tackles-for-loss, tallying his first career sack and a game-sealing pick at goal line...Registered a career-high 13 tackles, including three sacks and two forced fumbles, in the win over Colorado State, later being named Reese's Senior Bowl Defensive Player of the Week, Pac-12 Defensive Player of the Week and Bednarik Award Player of the Week following his performance...**Accolades:** First-Team All-Pacific-12 (LB), Second-Team All-Pac-12 Conference (all-purpose/special teams).

**2021:** Played in all 12 games in his final season at Nevada, earning second-team All-Mountain West honors after leading the team with 103 tackles, which ranked second in the conference...Led all FBS LBs with four INTs on the season, adding two defensive TDs on the year (one fumble return, one INT return)...Added three tackles-for-loss, three fumbles recovered and four pass breakups...Recorded double-digit tackles five times, including season-best 12 in a win against New Mexico State...**Accolades:** Second-Team All-Mountain West.

**2020:** Played in all nine games at LB and finished third on the team with 49 tackles...Made eight tackles in consecutive games, against Utah State and New Mexico...Posted season-high 11 tackles and shared a tackle-for-loss at Hawai'i... Had six tackles (three solo) against Tulane at the Famous Idaho Potato Bowl.

**2019:** Transitioned full-time to the defensive side of the ball, playing both LB and at the nickel position...Played in four games before enduring a season-ending injury...Finished with five tackles (four solo) in his four games played.

**2018:** As a WR, caught a nine passes for 129 yards (14.3 avg.)...Played in all 13 games... Recorded a season-high four receptions at Toledo for 62 yards...Spent time on the defensive side, contributing in the secondary, recording one tackle...Contributed to the Wolf Pack's overtime win over Arkansas State.

**2017:** As a true freshman WR, saw action in all 12 games, totaling eight receptions for 103 yards (12.9 avg.) and three TDs...Set a career-high with 23 yards against Toledo.

**HIGH SCHOOL:** Attended Crenshaw High in Los Angeles, Calif., where he earned City MVP honors and helped the program become 2015 Los Angeles Coliseum League Champion...A QB, also filled in at DE, S, WR and handled kicking duties as a senior in 2017.

**PERSONAL:** Given name Daiyan Dwayne Henley...First name pronounced DAY-on...Born in Los Angeles, Calif. ... Father is a well-known music executive who has worked with famous artists like Snoop Dogg and the late Nipsey Hussle and runs a non-profit foundation called "Developing Options" to help put youth on the path to success...Earned a bachelor's degree in criminal justice and social science from Nevada.

## CAREER TRANSACTIONS

**2023** Selected by Los Angeles Chargers in the first round (21st overall) of NFL Draft, April 27... Signed rookie contract, May 12.



# DERIUS DAVIS ⚡ 12

**WIDE RECEIVER | TCU**

5-8 | 165 lbs | SAINT FRANCISVILLE, LA.

ACQUIRED: DRAFT 4 — 2023

EXPERIENCE: ROOKIE

## COLLEGE HIGHLIGHTS

- ▶ *One of the nation's top returners, was named first-team All-America and first-team All-Big 12 selection at punt returner in 2022, while also winning Big 12 Special Teams Player of the Year and the Jet Award, which annually recognizes college football's best return specialist.*
- ▶ *Appeared in 58 career games at TCU, returning 52 kickoffs for 1,145 yards (22.0 avg.) and a touchdown, while also returning 44 punts for 658 yards (15.0 avg.) and five touchdowns, setting a program record with six combined return touchdowns, while his 15.0-yard career punt return average ranked third in the FBS over his career among players with at least 40 punt returns.*
- ▶ *Offensively, hauled in 112 receptions for 1,513 yards (13.5 avg.) and nine touchdowns along with 28 carries for 183 rushing yards (6.5 avg.) and two scores.*

**2022:** Named the Big 12 Special Teams Player of the year, as well as first-team All-America and first-team All-Big 12 at PR...Won the Jet Award, which annually recognizes college football's best return specialist...Ranked fourth in the nation with his average of 14.9 yards per punt return and ranked second on the Horned Frogs' offense with a career-best 42 receptions...Returned 18 punts for 268 yards (14.9 avg.) and two TDs, registering a long of 82 yards, with 29 kickoff returns for 572 yards (20.4 avg.) with a long return of 57 yards... One of just five players nationally with two punt

returns for scores...Provided TCU's first score of the season with a 60-yard punt return in the opener at Colorado while later adding a 27-yard rushing TD in the game...His 82-yard punt return TD versus Texas Tech made him TCU's career leader in that category with five...Was the FBS leader among active players with five career punt return scores... Had a season-best kickoff return of 57 yards and a career-long 80-yard TD reception as part of three catches in the win at SMU...Had a career-high seven receptions in the 55-24 rout of Oklahoma...Recorded a season-best 101 yards receiving on five catches in the CFP National Championship against Georgia...**Accolades:** Jet Award...First-Team All-America (PR)...Big-12 Special Teams Player of the Year... First-Team All-Big-12 (PR).

**2021:** Led TCU with a team-high 36 receptions, totaling 518 yards (14.4 avg.) and at TD...On the season, averaged 29.6 yards on 16 kickoff returns and 10.2 yards on nine punt returns... Added a 43-yard TD run against Kansas for his first career rushing score and ninth career TD via four different ways, finishing the game with a career-best 52 yards on three carries (17.3 avg.)... Totaled five catches for 81 yards in the 30-28 victory over No. 12 Baylor...Had a 13-yard TD grab versus SMU and tied a career-high with six receptions against Texas...Returned the opening kickoff 100 yards for a score versus West Virginia for his fourth career special teams TD.

**2020:** Led the Big 12 and ranked fifth nationally in punt return average at 14.5 yards, earning honorable mention All-Big 12 recognition...One of three players in the country with two punt return TDs...Offensively, collected 15 receptions for 209 yards (13.9 avg.) and a TD...Also tied for third on the team with three special teams tackles...In the win over No. 15 Oklahoma State, totaled six receptions for 139 yards (23.2 avg.), including a 71-yard score...The output was the most by a Horned Frog receiver since 2018...Had at least one reception in eight of the nine games he played...Led all TCU WRs in rushing on the year with 65 yards on seven carries, including a season long 24-yard gain against Kansas State...  
**Accolades:** Honorable Mention All-Big 12.

**2019:** Played in all 12 games with two starts, totaling 11 receptions for 151 yards (13.7 avg.)... Recorded a then-career-high four receptions in the season-opening win over Arkansas-Pine Bluff...Totaled two catches for a career-best 85 yards, including a career-long 52-yard grab, in the 51-14 victory over Kansas...Added a then-career-long 19-yard carry against SMU.

## CAREER TRANSACTIONS

**2023** Selected by Los Angeles Chargers in the fourth round (125th overall) of NFL Draft, April 29...Signed rookie contract, May 12.

**2018:** As a true freshman, appeared in all 11 games and recorded eight receptions for 104 yards (13.0 avg.) and two TDs, with two punt returns for 80 yards (40.0 avg.) and a TD, while also returning six kickoffs for 78 yards (13.0 avg.)...Opened his career with a 73-yard punt return TD, the first TCU true freshman to score on special teams in his collegiate debut since 2012, also becoming the first Horned Frog freshman with a punt return score since 2015... Also added a receiving score in the game, a 12-yard grab...Named Big 12 Co-Newcomer of the Week following his performance in the game... Had a 24-yard touchdown as part of two catches for 45 yards in a 31-24 win over Oklahoma State.

**HIGH SCHOOL:** Attended West Feliciana High in Saint Francisville, La., helping lead the program to a 3A State Championship as a senior in 2017...Finished his final season with 485 yards receiving and 408 yards rushing, combining for 18 total TDs...Defensively, totaled 40 tackles, 13.0 tackles for loss, 3.0 sacks and two interceptions as a senior...Also ran track, where he won the State Championship 200 meter dash three-straight years and won the 400-meter state title twice indoors and once outdoors.

**PERSONAL:** Given name Derius Richaud Davis...Born in St. Francisville, La. ...Earned a bachelor's degree in economics from TCU.



# JORDAN MCFADDEN ✦ 71

OFFENSIVE LINE | CLEMSON

6-2 | 303 lbs | SPARTANBURG, S.C.

ACQUIRED: DRAFT 5 — 2023

EXPERIENCE: ROOKIE

## COLLEGE HIGHLIGHTS

- ▶ *Capped his Clemson career as the recipient of the Jacobs Blocking Trophy, which is given annually to the Atlantic Coast Conference's top blocker, as well as a first-team All-ACC honoree and team captain.*
- ▶ *Appeared in 56 career games over five seasons for the Tigers (2018-22), starting each of his final 39 games along the offensive front. A second-team All-ACC selection in 2021, was twice named ACC Offensive Lineman of the Week that season, one year after starting on a Clemson offensive line in 2020 that was the only team in the ACC to allow less than two sacks per game.*
- ▶ *Became the 11th Clemson Tiger to be drafted by the Chargers in team history, and the first since Mike Williams in 2017.*

**2022:** Voted by his teammates as a permanent team captain, started all 14 games for Clemson at left tackle in his final season of action...Earned the Jacobs Blocking Trophy, presented to the top blocker in the Atlantic Coast Conference, Clemson's 10th all-time selection for the award...A first-team All-ACC honoree, registered 989 offensive snaps, which tied for the fourth-most by a T in a single season in program history...Earned ACC Offensive Lineman of the Week vs. No. 14 Syracuse, playing 86 snaps as the Tigers rushed for a season-high 293 yards and leaned on the ground game to overcome an 11-point fourth-quarter deficit in the win...Surpassed the 2,500-snap mark for his career in the Syracuse game, becoming the 24th Clemson player ever to record at least 2,500 career snaps from scrimmage...**Accolades:** Jacobs Blocking Trophy (ACC's Top Blocker), First-Team All-Atlantic Coast Conference.

**2021:** A second-team All-Atlantic Coast Conference selection, started all 13 games at LT for the Tigers, as his 872 snaps were the most by a Clemson T since 2016...Earned ACC Offensive Lineman of the Week after playing 74 snaps against No. 13 Wake Forest as Clemson produced season highs in total yards (543) and rushing yards (333) while allowing zero sacks...Repeated as ACC Offensive Lineman of the Week and shared team offensive player of the game honors after playing 61 snaps at South Carolina and helping Clemson exceeding 250 rushing yards and allow zero sacks...**Accolades:** Second-Team All-Atlantic Coast Conference.



**2020:** In his first season as a full-time starter, served as Clemson's permanent right tackle for the duration of the season, starting all 12 games for the Atlantic Coast Conference-Champion and CFP Semifinalist Tigers...Played 767 snaps as Clemson led the ACC as the only team to allow fewer than two sacks per game... Played 86 snaps in RB Travis Etienne's three-TD performance against Syracuse, earning team offensive player of the game honors.

**2019:** Saw action in all 14 games for the Tigers, as the program won the ACC Championship Game and Fiesta Bowl to appear in the program's fourth College Football Playoff National Championship Game...Played 41 snaps vs. Georgia Tech in helping Clemson to its most rushing yards (411) in a season opener since 1957...Played 41 snaps in helping Clemson to 552 yards of total offense vs. Florida State.

**2018:** Redshirted as a true freshman, appearing in three games.

**HIGH SCHOOL:** Attended Dorman High in Spartanburg, S.C., where, as a senior LT, he helped the program appear in the 2017 State Championship Game his junior season behind a 12-3 record, later being named Lineman of the Year in the state of South Carolina...Also played basketball, earning three varsity letters and helping lead Dorman to back-to-back regional championships, including a State Championship Game appearance.

**PERSONAL:** Given name Jordan Ronald McFadden...Born in Spartanburg, S.C. ...Earned his bachelor's degree in sociology with a minor in business from Clemson...Collegiate teammate and best friends with Rams G Tremayne Anchrum Jr.

## CAREER TRANSACTIONS

**2023** Selected by Los Angeles Chargers in the fifth round (156th overall) of NFL Draft, April 29... Signed rookie contract, May 12.



# SCOTT MATLOCK 99

DEFENSIVE LINEMAN | BOISE STATE

6-4 | 296 lbs | HOMEDALE, IDAHO

ACQUIRED: DRAFT 6 — 2023

EXPERIENCE: ROOKIE

## COLLEGE HIGHLIGHTS

- ▶ *Appeared in 46 games over five seasons at Boise State (2018-22), earning second-team All-Mountain West recognition in each of his final two years with the Broncos.*
- ▶ *Totaled 115 tackles (64 solo), 19.5 tackles for loss, 11.5 sacks, forced a fumble, recovered two fumbles and blocked three kicks, while also adding a pair of touchdown catches as an eligible receiver on offense.*

**2022:** A team captain, started all 13 games in which he appeared, totaling 49 tackles, 2.5 sacks, six tackles for loss and one pass defensed, earning second-team All-Mountain West recognition...Helped lead Boise State to the program's fifth MWC Mountain Division title in six seasons and a victory over North Texas in the Frisco Bowl...Tied the team-high tackles at Air Force with seven...Tallied his first solo sack of the season at Nevada and tied the team-high tackles with seven...Hauled in his second-career TD, catching a one-yard pass against Utah State, also notching a sack in the contest...**Accolades:** Second-Team All-Mountain West.

**2021:** Started all 12 games and registered a team-leading 8.5 tackles-for-loss, including seven sacks...Led all Boise State DL with 41 tackles (29 solo)...Opened the season with a five-tackle performance at UCF, which included a sack and a forced fumble...Blocked a field goal in the first quarter at Utah State, adding a sack in the second quarter, his third QB drop of the season...Caught a three-yard TD reception in the fourth quarter, first by a Broncos DL since 2016...Recorded two sacks against Air Force, finishing the game with a season-high eight tackles (four solo)...**Accolades:** Second-Team All-Mountain West.

**2020:** Started all seven games in the condensed season, earning honorable mention All-Mountain West honors...Tallied six tackles in a winning effort at Air Force, before notching 1.5 sacks and a blocked extra point the following week against No. 9 Brigham Young...Blocked a field goal, which led to a 91-yard touchdown return, and made four tackles, including a shared TFL, against in a home victory against Colorado State...Had two tackles-for-loss among his five solo tackles at Hawai'i (Nov. 21)...**Accolades:** Honorable Mention All-Mountain West.

**2019:** Appeared in 12 games for the Mountain West Conference-champion Broncos, notching two tackles, including a split of a tackle for loss...Shared a tackle-for-loss in a home win against New Mexico...Helped Boise State reach the Las Vegas Bowl.

**2018:** Appeared in two games for the Mountain West Conference Mountain Division champions...Made his collegiate debut in a home victory against Brigham Young.

**HIGH SCHOOL:** Attended Homedale High in Homedale, Idaho, where he was named the 2018 Idaho Press Tribune Sports Inspirational Athlete of the Year...Named to the 2017 3A All-Idaho Second Team as an OL and earned spots on the 3A All-Snake River Valley First Team as both a DL and TE...As a senior in 2017, made 22 catches for 330 yards and five TD in his tight end role, while making 57 tackles on defense, including 13 for loss and five sacks...Also played basketball and golf.

**PERSONAL:** Given name Scott Carl Matlock...Born in Boise, Idaho...His older brother, Steven, played C at Idaho (2013-16)...Earned a bachelor's degree on social science from Boise State.

## CAREER TRANSACTIONS

- 2023** Selected by Los Angeles Chargers in the sixth round (200th overall) of NFL Draft, April 29...Signed rookie contract, May 12.

# MAX DUGGAN ⚡ 8

QUARTERBACK | TCU

6-1 | 207 lbs | COUNCIL BLUFFS, IOWA

ACQUIRED: DRAFT 7 — 2023

EXPERIENCE: ROOKIE



## COLLEGE HIGHLIGHTS

- ▶ Recipient of the Davey O'Brien Award and finalist for the Heisman Trophy as a senior after leading TCU to an appearance in the College Football Playoff National Championship in 2022 and orchestrating a 51-45 win in the CFP Semifinal win over Michigan in the Fiesta Bowl, en route to earning second-team All-America honors.
- ▶ Named Big 12 Offensive Player of the Year after totaling 41 touchdowns (32 passing, nine rushing), the second-most all-time by any Horned Frog in a single season, leading TCU to the Big 12 Championship Game and the College Football Playoff in 2022.
- ▶ Over four seasons at TCU (2019-22), started 43-of-47 career games, ending his career ranked third all-time with 9,618 career passing yards and 101 total touchdowns (73 passing, 28 rushing).

**2022:** Led TCU to its first College Football Playoff appearance and trip to the CFP National Championship after a 51-45 semifinal win over Michigan at the Vrbo Fiesta Bowl...Started 14-of-15 games for the Horned Frogs, passing for 3,698 yards on 267-of-419 completions with 32 TDs to eight INTs, adding 423 yards and nine scores on the ground on 137 carries (3.1 avg.)...Finalist for the Heisman Trophy and recipient of the Davey O'Brien Award, which is presented annually to the best QB in college football...Responsible for 41 TD (32 passing, 9 rushing) on the season, second-most at TCU (Trevone Boykin 42, 2014)...Totaled 282 yards of offense (225 passing, 57 rushing) and four TDs (two passing, two rushing) in the CFP Semifinal victory over the Wolverines...Led TCU's furious fourth-quarter comeback against Kansas State in the Big 12 Championship Game, leading a pair of scoring drives to force overtime after an 11-point deficit in the final 7:34...In the 29-28

win at Baylor, led TCU on fourth-quarter scoring drives on its final two possessions...Completed 23-of-33 passes for 302 yards and three scores while adding 116 yards rushing on five carries in the 55-24 rout of Oklahoma...Had 15 total TDs and an INT in TCU's four straight October wins over ranked opponents...Accounted for three or more scores in nine games on the season...**Accolades:** Davey O'Brien Award, Second-Team All-America, Big 12 Conference Offensive Player of the Year, First-Team All-Big 12.

**2021:** Started all 10 appearances, registering a career-best 63.9 completion percentage... Missed two games due to injury...Completed 135-of-227 passes for 2,048 yards and 16 TDs, adding 352 yards and three scores on 105 carries (3.4 avg.)...Posted career-best totals of 346 yards passing, four TD passes and 391 yards of offense at Oklahoma...Completed 20-of-30 attempts with no INTs, becoming the first Horned Frog to throw for four TDs in a game since Kenny Hill, his position coach, had five scoring passes against Kansas in 2017...Threw three TD passes in consecutive games against Cal and SMU...After missing two games due to injury, returned to action against Kansas and completed 10-of-16 passes for 166 yards while rushing for a season-best 74 yards on 14 carries, including a one-yard TD on a fourth-and-goal play in the 31-28 victory.

**2020:** Started nine of 10 games for the Horned Frogs, rushing for 526 yards and 10 TDs, becoming the first QB to lead TCU in rushing since 1950...Threw for 1,795 yards and 10 scores to just four INTs on 146-of-240 passes...Rushed for a career-high and team-best 154 yards and three TDs against Texas Tech...Tied a career-high with three passing scores at Kansas... Completed 20-of-30 passes for 231 yards while adding a team-best 79 yards rushing and two TDs on the ground in a 33-31 win at No. 9 Texas.

**2019:** Played in all 12 games, starting each of the final 10 contests under center...Set TCU true freshman records by throwing for 2,077 yards and 15 TDs, while also ranking second on the team with 555 yards on the ground with six rushing scores...Finished season with 181-for-339 passing (53.4 pct.) for 2,077 yards and 15 TDs...Became just the second true freshman QB to start under center for then-Head Coach Gary Patterson...Did not throw an INT with the first 143 pass attempts of his career, the second-longest streak in TCU history (154, Jeff Ballard, 2006)... Totaled a career-best 398 yards of offense in the 33-31 win at Texas Tech...Set career-highs with 323 yards passing and 25 completions with two TDs and no INTs...Had a career-high 115 yards rushing at Kansas State to make him the first TCU QB with a 100-yard game since Trevone Boykin ran for 124 yards and two TDs at K-State in 2015... Completed 19-of-27 passes for a then career-high 273 yards passing and two TDs in the 37-27 win over the 15th-ranked Longhorns...Had four games in which he ran for a TD and passed for a score...Passed for a career-high three TDs with no picks against SMU...Ran for 92 yards against Oklahoma, including a career-long 62-yard carry and an 11-yard scoring run...His first career TD was a 1-yard run against UAPB for TCU's first TD of the season...Averaged 72.7 yards per game rushing in the final seven contests.

**HIGH SCHOOL:** Attended Lewis Central High in Council Bluffs, Iowa, where he was named Iowa's Gatorade Player of the Year as a senior after leading the program to an 11-1 record and the school's first state semifinal appearance, totaling 2,130 passing yards, 1,223 rushing yards and 48 total TDs (24 passing, 24 rushing)...Finished his prep career with 5,918 passing yards, 2,725 rushing yards and 110 total TDs (fourth-best in state history)...Also played basketball and baseball and completed in track & field, placing fourth at the 2018 State Championships in the 200-meter dash.

**PERSONAL:** Given name Maxwell David Duggan...Born in Council Bluffs, Iowa...His mother, Debra, is a member of the University of South Dakota's athletic Hall of Fame for her hurdling accolades...His father, Jim, played QB at South Dakota and later coached high school football for 34 years, winning two state titles as a head coach...His parents, who met at South Dakota, adopted two children from South Korea — a son, Sam, who would later play QB at Lewis Central and a daughter, Megan...Active volunteer with initiatives involving the American Heart Association following his own diagnosis of Wolff-Parkinson-White syndrome...Graduated with a bachelor's degree in business marketing.

## CAREER TRANSACTIONS

**2023** Selected by Los Angeles Chargers in the seventh round (239th overall) of NFL Draft, April 29...Signed rookie contract, May 12.



## BREVIN ALLEN

### OUTSIDE LINEBACKER


6-3 | 265 | ROOKIE  
FREE AGENT — 2023  
CAMPBELL  
NORTHEAST GUILFORD HIGH  
GREENSBORO, N.C.

**COLLEGE:** Appeared in 44 career games (2018-22) and twice earned FCS All-America recognition, setting Campbell's program-record with 38 career tackles for loss and ranking second all-time in school history with 20.5 sacks...Named Big South Conference Defensive Player of the Year following the 2021 season, receiving all-conference recognition each of his final four seasons at Campbell...In eight appearances in 2022, totaled 22 tackles (11 solo), 4.5 sacks, 7.5 tackles for loss and an INT...Finished his career with 148 tackles (71 solo) to go along with his 38 tackles for loss and 20.5 sacks, as well as his five passes defended, three forced fumbles, two fumble recoveries and an INT.

**PERSONAL:** Given name Brevin William T. Allen...**High School:** Attended Northeast Guilford High in McLeansville, N.C., where he was named second-team All-Area and received All-Conference recognition as a senior in 2017... Also played basketball, earning All-Conference honors on the hardwood.

### CAREER NFL TRANSACTIONS:

**2023:** Signed by Los Angeles Chargers as undrafted free agent, May 12.



## ZACK BAILEY

### TACKLE

6-5 | 300 | 2nd NFL SEASON  
2nd YEAR WITH CHARGERS  
FREE AGENT — 2022  
SOUTH CAROLINA  
SUMMERVILLE HIGH  
SUMMERVILLE, S.C.

**2022:** Spent the season on the team's practice squad before being elevated to the active roster from the practice squad prior to the Chargers' Week 13 contest at Las Vegas...**at Las Vegas (Dec. 4):** Made his NFL debut, contributing to the field goal protection unit.

**2021:** Spent training camp with the Minnesota Vikings before being waived during final roster cuts...Spent time on the practice squad for the Vikings, Indianapolis Colts and Washington Football Team.

**2020:** After spending the offseason program and training camp with the Tampa Bay Buccaneers, participated on the practice squad for the Buccaneers and Minnesota Vikings.

**2019:** Made the Tampa Bay Buccaneers' 53-man roster out of training camp as an undrafted free agent...Was inactive for the first five games of the season before being placed on Reserve/Injured on Oct. 11...**vs. San Francisco (Sept. 8):** Inactive (healthy scratch).

**COLLEGE:** Played four seasons at South Carolina (2015-18), appearing in 46 games with 38 career starts and earning second-team All-Southeastern Conference honors following his final collegiate season in 2018...Started 27 games at LG, eight at RT and three at C in four seasons of action for the Gamecocks...Received the offensive unit's Tenacity Award in 2016, which was voted on by teammates...Named to the SEC's All-Freshman team in 2015 after seeing action all 12 games, starting five along South Carolina's offensive front.

**PERSONAL:** Given name Zackary Dalton Bailey...Born in Summerville, S.C. ...Married his wife, Carson, in March 2022...Participated in My Cause, My Cleats in 2022, raising awareness for the Pat Tillman and Whiteflag Foundations... Graduated from South Carolina with a bachelor's degree in criminal justice...**High School:** Attended Summerville (S.C.) High, where he was one of five finalists for South Carolina's Mr. Football Award in 2014...As a senior, helped the Green Wave reach the second round of the Class AAAA Division I playoffs...Competed in the Shrine Bowl of the Carolinas.

### CAREER NFL TRANSACTIONS:

**2019:** Signed by Tampa Bay Buccaneers as undrafted free agent, May 10...Placed on Reserve/Injured (undisclosed), Oct. 11.

**2020:** Waived by Buccaneers, Sept. 4...Signed by Buccaneers to practice squad, Sept. 6... Released by Buccaneers from practice squad, Nov. 3...Signed by Minnesota Vikings to practice squad, Dec. 8.

**2021:** Re-signed by Vikings to Reserve/Future contract, Jan. 4...Waived by Vikings, Aug. 31... Signed by Vikings to practice squad, Sept. 1... Released by Vikings from practice squad, Oct. 13...Signed by Indianapolis Colts to practice squad, Oct. 15...Released by Colts from practice squad, Oct. 26...Signed by Washington Football Team to practice squad, Nov. 2...Placed on Practice Squad; COVID-19, Dec. 23...Activated from Practice Squad; COVID-19, Dec. 30.

**2022:** Re-signed by Washington Football Team to Reserve/Future contract, Jan. 10...Waived by Washington Commanders, May 16...Claimed off waivers by Los Angeles Chargers, May 17...Waived by Chargers, Aug. 30...Signed by Chargers to practice squad, Aug. 31...Activated from practice squad (standard elevation), Dec. 3...Reverted to practice squad, Dec. 5.

**2023:** Re-signed by Chargers to Reserve/Future contract, Jan. 16.





## TYLER BAKER-WILLIAMS

### SAFETY

6-0 | 206 | ROOKIE  
FREE AGENT — 2023  
NORTH CAROLINA STATE  
SOUTHEAST RALEIGH HIGH  
RALEIGH, N.C.

**COLLEGE:** Earned Honorable Mention All-Atlantic Coast Conference following each of his final two seasons for the Wolfpack, primarily covering the slot...Appeared in 46 career games over five seasons at North Carolina State (2018-22), totaling 153 career tackles (81 solo), five INTs, 22 passes defended and 13 tackles for loss, twice earning the team's DeWayne Washington Award, which is given annually to North Carolina State's top DB...Despite playing in just six games in 2022, tallied 17 tackles (nine solo), including a sack, along with two INTs, three passes defended and a forced fumble...Snagged his two picks within the first two games of the season.

**PERSONAL:** Given name Tyler Baker-Williams... Born in Raleigh, N.C. ...His grandfather, "Big John" Baker, played 10 years in the NFL and later was the first African American sheriff in North Carolina since the Reconstruction Era, serving Wake County, N.C. for 24 years...**High School:** Attended Southeast Raleigh High in Raleigh, N.C., for his final two prep seasons after starting his career at Ravenscroft School...As a senior in 2017, was named the conference's Offensive (WR) and Defensive (S) Player of the Year...Offensively, secured 31 receptions for 594 yards and six TDs to go along with 43 rushes for 276 yards as a senior team captain.

### CAREER NFL TRANSACTIONS:

**2023:** Signed by Los Angeles Chargers as undrafted free agent, May 12.



## JOHARI BRANCH

### CENTER

6-2 | 314 | ROOKIE  
FREE AGENT — 2023  
MARYLAND  
WENDELL PHILLIPS ACADEMY  
CHICAGO, ILL.

**COLLEGE:** Started all 30 of his appearances for Maryland along the Terrapins' offensive front over three seasons, sharing the team's Offensive Lineman of the Year Award following the 2022 season after helping QB Taulia Tagovailoa earn second-team All-Big Ten honors...Started all 12 games for Maryland, eight at C and four at G, in 2022 after starting all 13 outings in 2021 at RG...Prior to Maryland, won the 2019 Jayhawk Championship (JUCO) at Independence (Kan.) Community College...Started six games at guard for Eastern Illinois in 2017.

**PERSONAL:** Given name Johari Asante Branch...Born in Chicago, Ill. ...Writes poetry and hip-hop music...Earned a bachelor's degree in sociology from Maryland...**High School:** Attended Wendell Phillips Academy High School in Chicago, Ill., where, as a senior, helped lead the program to an 11-2 record, advancing to the IHSA Class 4A state semifinal round...Also lettered in basketball, baseball and wrestling.

### CAREER NFL TRANSACTIONS:

**2023:** Signed by Los Angeles Chargers as undrafted free agent, May 12.



## CAM BROWN

### CORNERBACK

6-0 | 199 | ROOKIE  
FREE AGENT — 2023  
OHIO STATE  
CHRISTIAN BROTHERS  
COLLEGE HIGH  
ST. LOUIS, MO.

**COLLEGE:** Played five seasons for the Buckeyes (2018-22), seeing action in 40 career games with 15 starts in the secondary, including eight starting nods in 2022...Over five seasons of action, totaled 54 career tackles (40 solo), an INT and 13 passes defended...Earned honorable mention All-Big Ten Conference honors in 2021 after registering 24 tackles, seven pass breakups and a pick...Played in all 14 games for the Big Ten-champion Buckeyes as a true sophomore in 2019, finishing with 14 tackles (10 solo), two tackles for loss and a pass breakup.

**PERSONAL:** Given name Cameron Daniel Brown...Born in St. Louis, Mo. ...Graduated with a bachelor's degree in human development and family sciences...**High School:** Attended Christian Brothers College High in St. Louis, Mo., where he was named to the *St. Louis Post-Dispatch* Super 30 after recording 58 receptions for 934 yards (16.1 avg.) and 13 TDs as a senior...Recorded 1,023 yards and 11 receiving TDs as a junior...Helped lead Christian Brothers College to go 13-1 in 2017, winning the program's eight-straight MCC title, catching four TDs against Vianey to clinch the conference title.

### CAREER NFL TRANSACTIONS:

**2023:** Signed by Los Angeles Chargers as undrafted free agent, May 12.



## TERRELL BYNUM

### WIDE RECEIVER

6-0 | 188 | ROOKIE  
FREE AGENT — 2023  
SOUTHERN CALIFORNIA  
ST. JOHN BOSCO HIGH  
LONG BEACH, CALIF.

**COLLEGE:** Following a five-year career at Washington (2017-21), transferred to Southern California and totaled 16 catches for 159 (9.9 avg.) yards and a TD in 10 games for the Trojans in 2022...He logged 65 receptions for 934 yards (14.4 avg.) and six TDs at Washington... Earned honorable mention All-Pacific-12 following his final season with Washington in 2021 after totaling 26 receptions for 436 yards (16.8 avg.) and four TDs, starting seven of his eight appearances...Totaled a career-high 31 receptions for 368 yards (11.9 avg.) and two scores as a redshirt sophomore in 2019, hauling in five catches for 67 yards and a TD in the 38-7 win over Boise State in the Las Vegas Bowl.

**PERSONAL:** Given name Terrell Devonte Bynum...Born in Long Beach, Calif. ...Graduated with a bachelor's degree in communications from the University of Washington, with a certificate in gerontology...**High School:** Attended St. John Bosco High in Bellflower, Calif., where, as a senior, he helped lead a program that won the CIF Southern Section and CIF Open Division State Championships, earning 2016 *PrepStar* All-America, *Tacoma News-Tribune* Western 100 and All-Trinity League first-team honors... Recorded 58 receptions for 737 yards (12.7 avg.) and seven TDs as a senior in 2016...Attended Servite High in Anaheim, Calif., as a sophomore and junior, earning first-team All-Conference honors in 2015...Also participated in track & field.

### CAREER NFL TRANSACTIONS:

**2023:** Signed by Los Angeles Chargers as undrafted free agent, May 12.



## JERROD CLARK

### DEFENSIVE LINEMAN


6-3 | 334 | ROOKIE  
FREE AGENT — 2023  
COASTAL CAROLINA  
BRIGHTON HIGH  
DORCHESTER, MASS.

**COLLEGE:** Appeared in 38 games at Coastal Carolina (2018-22), totaled 105 tackles, 18 tackles for loss and 7.5 sacks to go along with three passes defended and a blocked kick for the Chanticleers...Earned third-team All-Sun Belt recognition following his 2022 campaign after posting 41 tackles, 10 tackles for loss and 3.5 sacks, reaching career-high marks in each statistical category...Over his tenure at Coastal Carolina, the Chanticleers ranked in the Top 25 each of the final nine weeks of the 2020 season and through the first eight weeks of the 2021 season, one of the best stretches in program history...Closed out his tenure as Sun Belt East Division co-champions in 2022.

**PERSONAL:** Given name Jerrod Jermaine Clark...First name pronounced juh-ROD... Born in Dorchester, Mass. ...Graduated with his bachelor's degree in recreation and sport management...**High School:** Attended Brighton High in Boston, Mass., where he earned first-team honors on the 2017 American Family Insurance All-USA Massachusetts Football Team...As a senior in 2017, helped lead the Bengals to the Division 7 North finals behind a 15-sack season, finishing his prep career with 192 total tackles and 31 sacks...Also played basketball, helping lead Brighton to the Division 2 State Championship Game as a junior in 2016.

### CAREER NFL TRANSACTIONS:

**2023:** Signed by Los Angeles Chargers as undrafted free agent, May 12.



## KEELAN DOSS

### WIDE RECEIVER

6-3 | 215 | 2nd NFL SEASON  
2nd YEAR WITH CHARGERS  
FREE AGENT — 2022  
UC DAVIS  
ALAMEDA HIGH  
ALAMEDA, CALIF.

**2022:** Was on the active roster for two games with the Los Angeles Chargers, also spending time on the team's practice squad...Was inactive for one game and dressed but did not participate in another...Spent the offseason with the New York Giants...**at Atlanta (Nov. 6):** Was active on gameday, but did not see any action...**at San Francisco (Nov. 13):** Inactive (healthy scratch).

**2021:** Spent time on the practice squads of Atlanta and the New York Jets.

**2020:** Saw action in one game, spending the rest of the season on the Las Vegas practice squad...**vs. Buffalo (Oct. 4):** Played on three offensive snaps.

**2019:** Appeared in eight games, making two starts...Hauled in 11 passes for 133 yards (12.1 avg.)...**vs. Kansas City (Sept. 15):** Made his NFL debut, appearing on four offensive snaps...**at Indianapolis (Sept. 29):** Registered the first reception of his career, going for 14 yards and moving the chains in the fourth quarter...**vs. Chicago (Oct. 6):** Started at WR, the first start of his NFL career...Caught two passes for 11 yards (5.5 avg.)...**at Green Bay (Oct. 20):** Set single-game career highs with three catches for 54 yards (18.0 avg.)...**at Kansas City (Dec. 1):** Started his second career game at WR, hauling in an 11-yard pass.

**COLLEGE:** Played four seasons (2014, '16-19) at UC Davis, redshirting in 2015...Appeared in 44 career games for the Aggies, recording 321 receptions for 4,069 yards (12.7 avg.) and 28 TDs...Added a score and 82 yards on 11 rushing attempts (11.3 avg.)...Picked off a pass in 2017 against San Diego State...Ended his UC Davis career ranked No. 1 in program history in receptions, receiving yards and 100-yard receiving games (19)...Named first-team FCS All-America, first-team All-Big Sky and Big Sky Offensive Player of the Year honors in back-to-back seasons as a junior and senior, topping 100 receptions and 1,300 receiving yards in each of those years...Eclipsed 200 yards receiving in three career games...Named second-team All-Big Sky in 2016 after posting a single-game record four TD catches to go along with 207 yards on seven receptions (29.6 avg.) in win against Sacramento State.

**PERSONAL:** Given name Keelan Darnell Doss...Born in Alameda, Calif. ...Graduated with a degree in sociology and a minor in communication from UC Davis...**High School:** Attended Alameda (Calif.) High, totaling 29 receptions for 577 yards (19.9 avg.) and nine TDs as a senior, earning first-team All-West Alameda County Conference 12 honors...Was named a team captain...Also lettered in basketball.

### CAREER NFL TRANSACTIONS:


**2019:** Signed by Oakland Raiders as undrafted free agent, May 5...Waived by Raiders, Aug. 31...Signed by Jacksonville Jaguars to practice squad, Sept. 2...Signed by Raiders to active roster off Jaguars practice squad, Sept. 9.

**2020:** Re-signed by Las Vegas Raiders as exclusive rights free agent, May 6...Waived by Raiders, Sept. 5...Signed by Raiders to practice squad, Sept. 6...Activated from practice squad (standard elevation), Oct. 3...Reverted to practice squad, Oct. 5.

**2021:** Re-signed by Raiders to Reserve/Future contract, Jan. 26...Waived by Raiders, Aug. 31...Signed by Atlanta Falcons to practice squad, Sept. 3...Released by Falcons from practice squad, Oct. 26...Signed by New York Jets to practice squad, Nov. 16...Released by Jets from practice squad, Dec. 7.

**2022:** Signed by New York Giants as free agent, June 10...Waived by Giants, Aug. 29...Signed by Los Angeles Chargers to practice squad, Oct. 5...Signed to active roster, Nov. 5...Waived by Chargers, Nov. 19...Signed by Chargers to practice squad, Nov. 22.

**2023:** Re-signed by Chargers to Reserve/Future contract, Jan. 16.



## ELIJAH DOTSON

**RUNNING BACK**  
5-9 | 202 | ROOKIE  
FREE AGENT — 2023  
NORTHERN COLORADO  
ANTELOPE HIGH  
SACRAMENTO, CALIF.

**COLLEGE:** After starting his career at Sacramento State (2017-21), twice being named first-team All-Big Sky Conference, transferred to Northern Colorado in 2022 and earned second-team all-Big Sky recognition after leading the Bears in rushing and scoring...Totalled 933 yards and six TDs on the ground with a team-high 48 catches, as well as an 82-yard punt return, in 2022 for the Bears...Prior to transferring to Northern Colorado, was named Sacramento State's Offensive Most Valuable Player and earned second-team All-America honors from HERO Sports after recording 1,445 all-purpose yards and 11 TDs, becoming one of the top dual-threat running backs in the FCS.

**PERSONAL:** Given name Elijah Zion Dotson... Born in Sacramento, Calif. ...Father, Robert Dotson III played collegiately at Central State and his brother, Robert Dotson IV, played at Sierra College and Alcorn State...**High School:** Attended Antelope High in Sacramento, Calif., where he was named first-team All-Metro by *The Sacramento Bee* and first-team All-NorCal by MaxPreps.com after setting the program's single-season record with 2,223 rushing yards and 25 TDs as a senior in 2016...Voted as Most Valuable Player of the Capital Valley Conference, also earning first-team honors, in 2016 after leading Antelope to a 12-1 record with the lone loss occurring in the Division II sectional semifinals...Had four career games with 200-plus rushing yards, including a career-high 287 in the postseason...Added 19 tackles, two INTs and three passes defended defensively in 2016...Over 30 career games, totaled 5,044 all-purpose yards.

### **CAREER NFL TRANSACTIONS:**

**2023:** Signed by Los Angeles Chargers as undrafted free agent, May 12.



## NATHAN EAST

**LINEBACKER**  
6-1 | 229 | ROOKIE  
FREE AGENT — 2023  
SAMFORD  
MCADORY HIGH  
MCCALLA, ALA.

**COLLEGE:** A two-time second-team All-Southern Conference honoree, appeared in 53 games over five seasons of action at Samford (2018-22), most recently helping lead Samford to a SoCon title and FCS Playoff appearance in 2022...Collected 361 career tackles with 82 total stops, two sacks, an INT and a career-high seven passes defended coming as a senior in 2022...Awarded the Charles Williams Memorial Jersey in advance of his senior season, which is given to one Samford rising senior who displays characteristics similar to the namesake, an honor of the highest distinction in the Bulldogs program...As a redshirt freshman in 2018, saw action in all 11 games in a reserve role, earning a spot on the SoCon's All-Freshman squad... Against eventual back-to-back CFP National Champion Georgia, sacked QB Stetson Bennett for a loss of 17 yards on third down on Georgia's opening drive of the second half.

**PERSONAL:** Given name Nathan Wayne East... Born in Birmingham, Ala. ...His grandfather, Richard East, played football at Alabama... Earned his bachelor's degree in exercise science from Samford and started taking courses toward his doctorate in physical science/physical therapy...**High School:** Attended McAdory High in McCalla, Ala., where he tallied 190 career tackles, six fumble recoveries, four forced fumbles, three INTs and three blocked punts, adding two defensive TDs and three offensive TDs...A team captain as a senior in 2016, served as Senior Class President and was a member of the National Honor Society...Also played basketball and baseball.

### **CAREER NFL TRANSACTIONS:**

**2023:** Signed by Los Angeles Chargers as undrafted free agent, May 12.



## MICHAEL EZEIKE

### TIGHT END

6-5 | 241 | ROOKIE  
FREE AGENT — 2023  
UCLA  
COLONY HIGH  
UPLAND, CALIF.

**COLLEGE:** Appeared in 48 games over five seasons for the Bruins (2018-22), posting career-best receiving figures as a senior in 2022 with 20 receptions for 226 yards (11.3 avg.) and four TDS, helping UCLA start the season 5-0 for the first time since 2013...Posted three receiving scores against Southern California in his final collegiate home game at the Rose Bowl...Presented with the Maggie Gilbert Academic Achievement Award which recognizes a student-athlete who has demonstrated consistent growth throughout their academic career, to close out the 2021 season...Appeared in 24 games over his first three years in Westwood, including all seven outings of the 2020 condensed season.

**PERSONAL:** Given name Michael Chuck Ezeike... Last name is pronounced ee-ZEE-kay...Born in Inglewood, Calif. ...Selected to the Athletic Director's Honor Roll twice while at UCLA...High school teammates with Lions CB Khalil Dorsey... Graduated with his bachelor's degree in African American Studies...**High School:** Attended Colony High in Ontario, Calif., where, as a senior in 2017, he caught 50 receptions for 960 yards and 15 TDs after totaling 49 receptions for 764 and 10 scores as a junior.

### CAREER NFL TRANSACTIONS:

**2023:** Signed by Los Angeles Chargers as undrafted free agent, May 12.



## ANDREW FARMER

### OUTSIDE LINEBACKER


6-4 | 250 | ROOKIE  
FREE AGENT — 2023  
LANE (TENN.)  
FIRST COAST HIGH  
JACKSONVILLE, FLA.

**COLLEGE:** A first-team All-SIAC selection in 2022 after leading the nation (all divisions) in tackles for loss per game (3.1)...Over his final two seasons, totaled 44 tackles for loss and 17.5 sacks in 18 games played at Lane College (Tenn.), including 11.5 sacks in 2021...Spent four seasons at Lane (2019-22).

**PERSONAL:** Given name Andrew Leon Farmer II...Born in Jacksonville, Fla. ...Plays the tuba... Earned his bachelor's degree in biology...**High School:** Attended First Coast High in Jacksonville, Fla.

### CAREER NFL TRANSACTIONS:

**2023:** Signed by Los Angeles Chargers as undrafted free agent, May 12.



## AJ FINLEY

### SAFETY

6-0 | 188 | ROOKIE  
FREE AGENT — 2023  
MISSISSIPPI  
ST. PAUL'S  
EPISCOPAL SCHOOL  
MOBILE, ALA.

**COLLEGE:** Over four seasons at Mississippi, saw action in 48 games from 2018-22, starting all 13 at S in 2022, leading the Rebels in INTs each of his final two seasons...As a senior in 2022, led the team with 46 solo tackles, helping the Rebels start the season 7-0 and ranked No. 7 in the country...As a true freshman in 2019, ranked second in the Southeastern Conference in fumble recoveries (two), appearing in all 12 games as a DB in a reserve role, while also contributing on special teams.

**PERSONAL:** Given name Allister Edward Finley Jr. ...Born in Mobile, Ala. ...High school teammates with Ravens CB Jalyn Armour-Davis and Jets DE Bryce Huff...Earned a bachelor's degree in finance from Ole Miss...**High School:** Attended St. Paul's Episcopal School in Mobile, Ala., where he helped lead the program to three-straight Alabama 5A State Championships form 2015-17...As a senior in 2017, registered six INTs...Led the Saints in rushing as a junior, totaling over 1,200 rushing yards.

### CAREER NFL TRANSACTIONS:

**2023:** Signed by Los Angeles Chargers as undrafted free agent, May 12.





## JOHN HIGHTOWER

### WIDE RECEIVER

6-2 | 190 | 2nd NFL SEASON  
2nd YEAR WITH CHARGERS  
FREE AGENT — 2022  
BOISE STATE  
RIVERDALE BAPTIST HIGH  
UPPER MARLBORO, MD.

**2022:** Spent the majority of the season on the practice squad of the Los Angeles Chargers after spending the offseason program with Philadelphia.

**2021:** Appeared in one game, spending the rest of the season on the Philadelphia practice squad...**vs. L.A. Chargers (Nov. 7):** Saw action on two offensive snaps and nine special teams plays.

**2020:** Started four of his 13 games played, hauling in 10 passes for 167 yards (16.7 avg.) and adding a one-yard rush...Hauled in his first career reception from QB Carson Wentz in his NFL debut...Registered consecutive games with a 50-yard catch in Weeks 6 and 7...**at Washington (Sept. 13):** Made his NFL debut and registered the first reception of his professional career...**vs. Cincinnati (Sept. 27):** Started at WR, marking the first start of his career...Hauled in two passes for 19 yards (9.5 avg.)...**vs. Baltimore (Oct. 18):** Made his fourth-straight start at WR...Registered a 50-yard reception on third-and-six in the final minute of the third quarter, extending an eventual TD drive...**vs. N.Y. Giants (Oct. 22):** Set a season long with a 59-yard catch, marking his second 50-yard reception in as many weeks...The 59-yard grab set the offense up at the New York 14-yard line and led to an eventual TD.

**COLLEGE:** Appeared in 24 games over two seasons (2018-19) at Boise State...Hauled in 82 passes for 1,447 yards (17.6 avg.) and 14 TDs, while adding 24 rushing attempts for 317 yards (13.2 avg.) and two TDs...Returned 36 kickoffs for 840 yards (23.3 avg.) and a TD...Earned second-team All-Mountain West Conference at both WR and KR as a senior in 2019...Led the Broncos that season in receiving yards (943) and TD catches (eight), while finishing second on the team with 51 catches...Averaged 24.6 yards per kick return as a senior, including a 98-yard TD...Transferred to Boise State from Hinds Community College in Raymond, Miss. ...Registered seven TD catches for the Eagles over two seasons (2016-17).

**PERSONAL:** Given name John Alonzo Hightower IV...Born in Landover, Md. ...Studied communications at Boise State...**High School:** Attended Riverdale Baptist High in Upper Marlboro, Md. ...Lettered in football and track & field for the Crusaders.

### CAREER NFL TRANSACTIONS:

**2020:** Selected by Philadelphia Eagles in the fifth round (168th overall) of NFL Draft, April 25... Signed rookie contract, July 20.

**2021:** Waived by Eagles, Aug. 31...Signed by Eagles to practice squad, Sept. 1...Activated from practice squad (standard elevation), Nov. 6... Reverted to practice squad, Nov. 8...Placed on Practice Squad; COVID-19, Dec. 28.

**2022:** Restored from Practice Squad; COVID-19, Jan. 4...Re-signed by Eagles to Reserve/Future contract, Feb. 3...Waived by Eagles, Aug. 30... Signed by Los Angeles Chargers to practice squad, Sept. 28.

**2023:** Re-signed by Chargers to Reserve/Future contract, Jan. 16.



## CHRISTOPHER HINTON

### DEFENSIVE LINEMAN

6-2 | 190 | 1st NFL SEASON  
2nd YEAR WITH CHARGERS  
FREE AGENT — 2022  
MICHIGAN  
GREATER ATLANTA CHRISTIAN  
JOHNS CREEK, GA.


**2022:** Appeared in four regular-season games with the Chargers...Also spent time on the practice squads for the Miami Dolphins and the Atlanta Falcons...Recorded three tackles (one solo)...Saw action in the team's postseason contest...**vs. Miami (Dec. 11):** Made his NFL debut, appearing on three snaps on defense...**vs. Tennessee (Dec. 18):** Elevated to the active roster and was inactive (healthy scratch)...**at Indianapolis (Dec. 26):** Played in nine snaps on defense, helping the unit tally three INTs, seven sacks, and allowing zero third-down conversions on 10 attempts, becoming the eighth defense in the last 30 seasons to tally at least seven sacks and allow zero third-down conversions allowed in a single game...**vs. L.A. Rams (Jan. 1):** Recorded his first-career tackle, bringing down RB Cam Akers...**at Denver (Jan. 8):** Recorded two tackles (one solo) in 36 snaps on defense... Also contributed to five snaps on special teams...**at Jacksonville (AFC Wild Card, Jan. 14):** Appeared in 26 snaps on defense, as well as adding three snaps on special teams.

**COLLEGE:** In three seasons at Michigan (2019-21), played in 32 games and made 19 starts for the Wolverines...Tallied 55 tackles (28 solo) with two sacks for 11 yards, a forced fumble, two recoveries, and 3.5 tackles for loss...Started in all 14 games for Michigan in his final season with the program, tallying 32 total tackles (18 solo), a tackle for loss, a sack, a forced fumble and two recoveries...Named honorable mention All-Big Ten in 2021 by coaches and media.

**PERSONAL:** Given name Christopher Lawrence Hinton...Born in Johns Creek, Ga. ...Father, Chris Hinton, was a five-time *Associated Press* All-Pro and seven-time Pro Bowl offensive lineman with Indianapolis, Atlanta and Minnesota...Studied political science at Michigan and plans to finish his degree over the next few years...**High School:** Attended Greater Atlanta Christian School in Norcross, Ga. ...Elected team captain his senior year...Was invited to play in the U.S. Army All-American Bowl...Named to the Gwinnett County's Super 6 list in 2018 and named the Defensive Lineman of the Year...Rated as a five-star recruit coming out of high school by Rivals.com, as well as being rated as a four-star prospect by ESPN and 247.com.

## CAREER NFL TRANSACTIONS:

**2022:** Signed by New York Giants as undrafted free agent, May 16...Waived by Giants, Aug. 19... Signed by Miami Dolphins to practice squad, Sept. 5...Released by Dolphins from practice squad, Sept. 19...Signed by Atlanta Falcons to practice squad, Oct. 7...Released by Falcons from practice squad, Oct. 10...Signed by Los Angeles Chargers to practice squad, Nov. 9...Activated from practice squad (standard elevation), Dec. 10...Reverted to practice squad, Dec. 12...Activated from practice squad (standard elevation), Dec. 17...Reverted to practice squad, Dec. 19...Signed to active roster, Dec. 21.



## TYLER HOOSMAN

### RUNNING BACK

5-11 | 214 | ROOKIE  
FREE AGENT — 2023  
NORTH DAKOTA  
PLAINFIELD NORTH HIGH  
PLAINFIELD, ILL.

**COLLEGE:** Transferred to North Dakota after spending four seasons of action at Northern Illinois (2018-21)...In his lone season at North Dakota, ranked third in the conference with 1,023 rushing yards on 176 carries (5.81 avg.) and 12 TDs, earning second-team All-Missouri Valley Football Conference recognition...Topped 100 rushing yards on six out of 12 games played for North Dakota...Transferred from Northern Illinois, where he appeared in 34 career games over four seasons of action.

**PERSONAL:** Given name Tyler Jordan Hoosman...Born in Naperville, Ill. ...Earned his bachelor's degree in business administration from Northern Illinois...Currently taking courses to completed his MBA...**High School:** Attended Plainfield North High in Plainfield, Ill., earning first-team All-State special mention honors in 2016, as well as first-team All-Area and first-team All-Conference, after rushing for 1,691 yards and 26 TDs...Added 22 receptions for 244 yards and four TDs through the air his final prep season...Also participated in track & field, where he was a team captain.

## CAREER NFL TRANSACTIONS:

**2023:** Signed by Los Angeles Chargers as undrafted free agent, May 12.



## MICHAEL JACQUET

### CORNERBACK

6-2 | 201 | 2nd NFL SEASON  
2nd YEAR WITH CHARGERS  
FREE AGENT — 2022  
LOUISIANA-LAFAYETTE  
BEAUMONT CENTRAL HIGH  
BEAUMONT, TEXAS

**2022:** Spent the majority of the season on the practice squad of the Los Angeles Chargers after participating in the offseason program with the New York Giants and the preseason with the Chargers.

**2021:** Saw action in one game for Jacksonville as a COVID-19 elevation after spending the season on the practice squad of Jacksonville and Philadelphia...**at New England (Jan. 2):** Contributed on three special teams snaps.

**2020:** Appeared in seven games, including a pair of starts, for Philadelphia...Totaled 17 tackles (12 solo), a nine-yard sack, three passes defended and forced a fumble...**vs. Dallas (Nov. 1):** Made his NFL debut, registering four tackles (three solo) and a pass breakup...Recorded the pass defended on a third down late in the first half in coverage of WR CeeDee Lamb to force a 59-yard field goal attempt...**at Arizona (Dec. 20):** Started at CB for the first time in his career, setting career bests with seven tackles, five solo stops, a nine-yard sack, a forced fumble and two passes defended...Stopped the opening Cardinals drive in the red zone by forcing the fumble on WR DeAndre Hopkins that was recovered by LB Alex Singleton to give the offense the football...Later in the opening half, spun QB Kyler Murray down for a nine-yard sack while CB Nickel Robey-Coleman knocked the ball free to force a Cardinals turnover...**at Dallas (Dec. 27):** Made his second start at CB in as many weeks, finishing with four tackles (three solo).

**COLLEGE:** Began his four-season career (2016-19) at Louisiana-Lafayette as a WR, switching to the defensive side of the ball beginning in the 2018 season...Appeared in 46 career games for the Ragin' Cajuns after redshirting in 2015...On defense, totaled 85 tackles (65 solo), a five-yard sack, 2.5 tackles for loss, four INTs, 16 passes defended...Added 46 receptions for 494 yards (10.7 avg.) and three TDs as a receiver...Named second-team All-Sun Belt Conference following his final season.

**PERSONAL:** Michael Jerome Jacquet III... Last name is pronounced juh-KWET...Born in Beaumont, Texas...Cousins with former NBA all-star Rashard Lewis...Graduated with a degree in sports management...**High School:** Attended Beaumont (Texas) Central, where he was a three-time All-District selection at QB...Threw for 2,141 yards and 26 TDs, while rushing for 720 yards and 17 TDs as a senior...Also lettered in basketball and track & field.

### CAREER NFL TRANSACTIONS:

**2020:** Signed by Philadelphia Eagles as undrafted free agent, April 26...Waived by Eagles, Sept. 4...Signed by Eagles to practice squad, Sept. 29...Activated from practice squad (standard elevation), Oct. 31...Reverted to practice squad, Nov. 2...Activated from practice squad (standard elevation), Nov. 14...Reverted to practice squad, Nov. 16...Signed to active roster, Nov. 17.

**2021:** Waived by Eagles, Aug. 31...Signed by Eagles to practice squad, Sept. 1...Released by Eagles from practice squad, Oct. 26...Signed by Jacksonville Jaguars to practice squad, Nov. 15...Released by Jaguars from practice squad, Nov. 16...Signed by Jaguars to practice squad, Nov. 17.

**2022:** Activated from practice squad (COVID-19 elevation), Jan. 1...Reverted to practice squad, Jan. 3...Signed by New York Giants as free agent, May 19...Waived by Giants, Aug. 23...Signed by Los Angeles Chargers as free agent, Aug. 23...Waived by Chargers, Aug. 30...Signed by Chargers to practice squad, Aug. 31...Released by Chargers from practice squad, Oct. 6...Signed by Chargers to practice squad, Oct. 31.

**2023:** Re-signed by Chargers to Reserve/Future contract, Jan. 16.

COMMUNITY

FRONT OFFICE

VETERANS

DRAFT PICKS  
& FREE AGENTS

2022 IN  
REVIEW

RECORDS  
& HISTORY

GENERAL  
INFORMATION



## MIKEL JONES

### LINEBACKER

5-11 | 226 | ROOKIE  
FREE AGENT — 2023  
SYRACUSE  
IMG ACADEMY  
MIAMI, FLA.

**COLLEGE:** A three-time All-Atlantic Coast Conference selection and two-time team captain, appeared in 46 games with 38 starts at Syracuse (2019-22)...Finished his tenure with the Orange as a semifinalist for the Butkus Award in 2022 after totaling 84 tackles, seven tackles for loss, 4.0 sacks, a forced fumble and a fumble recovery in 11 starts as a team captain... Led Syracuse in tackles in both 2020 and 2021 after earning Freshman All-America honors in 2019...Led the ACC with four INTs in 2020 and was involved in eight different takeaways, which was the most of any defensive player nationally in 2020...Became one of just 17 players in the program's 130-plus-year history to amass over 300 career tackles.

**PERSONAL:** Given name Mikel Anthony Jones... First name pronounced MY-kel...Born in Miami, Fla. ...Earned a bachelor's degree in psychology from Syracuse...**High School:** Attended IMG Academy in Bradenton, Fla., where he recorded 35 tackles and five tackles for loss over two seasons at IMG, including 16 tackles as a senior... Helped lead the Ascenders to a 7-1 record in 2018 and the No. 5 ranking in the final USA Today Super 25 poll...A team captain, earned *PrepStar* All-Southeast Team recognition in 2018...Previously attended Mater Academy in Hialeah Gardens, Fla., where he also earned varsity letters in basketball and track.

### CAREER NFL TRANSACTIONS:

**2023:** Signed by Los Angeles Chargers as undrafted free agent, May 12.



## HUNTER KAMPMOYER

### TIGHT END

6-4 | 201 | 1st NFL SEASON  
3rd YEAR WITH CHARGERS  
FREE AGENT — 2021  
OREGON  
BISHOP UNION HIGH  
BISHOP, CALIF.

**2022:** Spent the 2022 season on the Chargers' practice squad.

**2021:** Spent the majority of the 2021 season on the club's practice squad before making his NFL debut in Week 17...**vs. Denver (Jan. 2):** Made his NFL debut, seeing action on three offensive snaps.

**COLLEGE:** Appeared in 45 games over four seasons (2017-20) with Oregon after redshirting in 2016...After starting his career at DE, switched to the offensive side and blossomed as a TE... Started four-of-five games played in the Pacific-12's condensed 2020 season, recording a career-best 14 receptions for 161 yards and three TDs... Posted a 14-yard TD reception against Southern California in the Pac-12 Championship Game, becoming just the third Ducks TE in program history to record a TD in the conference championship game...Played in all 14 games, starting seven, in 2019, as Oregon captured their first of two-consecutive Pac-12 titles and defeated No. 8-ranked Wisconsin in the 106th Rose Bowl Game...After switching to TE prior to spring practices, served as a primary special teams contributor throughout the 2018 season... Named scout team player of the year by the offensive unit for his efforts as a true freshman in 2016...Contributed on special teams, primarily on kickoff return and punt coverage, each of his final four seasons for the Ducks.

**PERSONAL:** Given name is Hunter Christian Kampmoyer...Married his wife, Talia, in February 2023...Is proficient in sign language...Graduated from Oregon with a bachelor's in sociology...**High School:** Attended Bishop (Calif.) Union High, earning first-team All-Division IV-V All-State by *Cal-Hi Sports* as a defensive lineman.

### CAREER NFL TRANSACTIONS:

**2021:** Signed by Los Angeles Chargers as undrafted free agent, May 2...Waived by Chargers, Aug. 31...Signed by Chargers to practice squad, Sept. 1.

**2022:** Activated from practice squad (COVID-19 replacement), Jan. 1...Reverted to practice squad, Jan. 3...Re-signed by Chargers to Reserve/Future contract, Jan. 11...Waived by Chargers, Aug. 30...Signed by Chargers to practice squad, Aug. 31.

**2023:** Re-signed by Chargers to Reserve/Future contract, Jan. 16.



## CARLO KEMP

**OUTSIDE LINEBACKER**  
6-3 | 281 | 1st NFL SEASON  
1st YEAR WITH CHARGERS  
FREE AGENT — 2022  
MICHIGAN  
FAIRVIEW HIGH  
BOULDER, COLO.

**2022:** Spent the 2022 season on the Chargers' practice squad.

**2022 (UNITED STATES FOOTBALL LEAGUE):** Selected 10th overall by the Pittsburgh Maulers in the 2022 USFL Draft... Finished the season ranked third on the Maulers with 51 tackles (26 solo), five sacks, two forced fumbles and two fumble recoveries.

**2021:** Spent training camp with the Green Bay Packers after signing with the club as an undrafted free agent, ultimately being waived prior to the start of the season...Signed to the Broncos' practice squad prior to Denver's Week 17 road loss to the Chargers before being released prior to Week 18.

**COLLEGE:** Played in 46 games with 29 starts in five seasons (2016-20) at Michigan, registering 81 tackles (31 solo), 10 tackles for a loss, 4.5 sacks and a fumble recovery...Twice voted a team captain by his teammates (2019-20), making him the 15th player in school history to have earned the title multiple times...Named third-team All-Big Ten by the coaches in 2019 after notching 40 tackles (15 solo), 4.5 tackles for loss, two sacks and one fumble recovery... Four-time Academic All-Big Ten.

**PERSONAL:** Given name is Carlo Joseph William Kemp...Born in Boulder, Colo. ...Nephew of former NFL head coach Chuck Pagano and former NFL defensive coach John Pagano, who spent 14 seasons on the Chargers' coaching staff during his tenure...Father, Nikki, played tailback at Wisconsin...Volunteered with the Youth Impact Program, helping mentor at-risk teens from economically disadvantaged neighborhoods in Detroit while in college... Earned a bachelor's degree in political science with a minor in business from Michigan...**High School:** Attended Fairview High in Boulder, Colo., where he was a three-time CHSAA 5A first-team All-State selection, being named the 2015 Colorado Golden Helmet Award by The Denver Post as the state's top prep football player...Totaled 203 sacks (143 solo), 14 sacks and one INT during his high school career... Helped lead Fairview to a state runner-up finish as sophomore...Also competed in basketball.

## CAREER NFL TRANSACTIONS:

**2021:** Signed by Green Bay Packers as undrafted free agent, May 14...Released by Packers, Aug. 31...Signed by Denver Broncos to practice squad, Dec. 31.

**2022:** Released by Broncos, Jan. 3...Signed by Los Angeles Chargers as free agent, July 22...Waived by Chargers, Aug. 30...Signed by Chargers to practice squad, Aug. 31.

**2023:** Re-signed by Chargers to Reserve/Future contract, Jan. 16.



## TERRANCE LANG

**DEFENSIVE LINEMAN**  
6-4 | 282 | ROOKIE  
FREE AGENT — 2023  
COLORADO  
MARANATHA HIGH  
CORONA, CALIF.

**COLLEGE:** Over five seasons of action (2017-22), appeared in 53 career games with 36 starts along Colorado's defensive front...Over his career, amassed 107 tackles, 20 tackles for loss, which includes 9.5 sacks, six passes defended and a fumble recovery...Played in 12 games in 2022, totaling with 40 total tackles, a sack, five tackles for loss, five third down stops, three quarterback pressures, a fumble recovery and three passes defended.

**PERSONAL:** Given name Terrance Wendell Lang...Born in Corona, Calif. ...Graduated with a bachelor's degree in sociology...**High School:** Attended Maranatha High in Pasadena, Calif., where he earned first-team All-League honors as a senior in 2016...Totaled 40 tackles, 15 sacks and a forced fumble in eight games played as a senior...Also played basketball, averaging 15.0 points and 7.5 rebounds per game, earning second-team All-Area honors as a forward from the *Pasadena Star-News*.

## CAREER NFL TRANSACTIONS:

**2023:** Signed by Los Angeles Chargers as undrafted free agent, May 12.





## NIC MELSOP

### OFFENSIVE LINEMAN

6-6 | 332 | ROOKIE  
FREE AGENT — 2023  
DELTA STATE  
OLENTANGY ORANGE HIGH  
COLUMBUS, OHIO

**COLLEGE:** Earned second-team All-America status in Division II and first-team All-Gulf South Conference honors after starting all 12 games for Delta State...Made 31 appearances on the offensive line over three seasons for the Statesmen (2018-22), also being named second-team All-Conference in 2019...Started his collegiate career at Division II Lake Erie College in Ohio, where he helped anchor an offensive line that rushed for 139.5 yards per game as a sophomore in 2017.

**PERSONAL:** Given name Nicolas Cole Melsop... Born in Lewis Center, Ohio...Possesses the skill of carpentry...**High School:** Attended Olentangy Orange High School in Delaware County, Ohio.

### CAREER NFL TRANSACTIONS:

**2023:** Signed by Los Angeles Chargers as undrafted free agent, May 12.



## DAVID MOA

### DEFENSIVE LINEMAN

6-3 | 296 | 1st NFL SEASON  
2nd YEAR WITH CHARGERS  
FREE AGENT — 2022  
BOISE STATE  
KEARNEY HIGH  
SAN DIEGO, CALIF.

**2022:** Saw action in two regular-season games for the Los Angeles Chargers, spending most of the season on the team's practice squad after participating in the offseason program with the New York Giants...Totaled two solo tackles in the regular season...Appeared in the team's postseason contest in the AFC Wild Card...**vs. L.A. Rams (Jan. 1):** Made his Chargers debut, playing 10 defensive snaps and two on special teams...**at Denver (Jan. 8):** Appeared in 28 snaps on defense, tallying two solo tackles... Also added five snaps on special teams...**at Jacksonville (AFC Wild Card, Jan. 14):** Made his NFL postseason debut, appearing on a defensive snap and one on special teams.

**2021:** Appeared in four games with a start, totaling three tackles (one solo) for the New York Giants...Spent the rest of the season on the team's practice squad.

**2020:** Spent the season on the practice squad of the Atlanta Falcons and New York Giants after participating in the offseason program and training camp with the Minnesota Vikings.

**COLLEGE:** Started 19 of 48 games played over five seasons (2015-19) at Boise State after redshirting in 2014...Totaled 93 tackles (52 solo), 22.5 tackles for loss, 12.5 sacks, six passes defended and a fumble recovery...Earned first-team All-Mountain West Conference in 2016 after registering 8.5 sacks, four passes defended and 30 tackles (17 solo)...Was a two-time second-team All-Mountain West selection (2017, '19).

**PERSONAL:** Given name David Sadourney Lupeituu Moa...Born in Nuku Alofa, Tonga... Graduated with a degree in business communications from Boise State...**High School:** Played along the offensive and defensive lines at Kearney High in San Diego, Calif. ...Named San Diego Section All-Western League on offense as a junior and senior... Was a second-team San Diego Section All-Central League on defense as a sophomore.

### CAREER NFL TRANSACTIONS:

**2020:** Signed by Minnesota Vikings as undrafted free agent, April 27...Waived by Vikings, Sept. 5...Signed by Atlanta Falcons to practice squad, Sept. 16...Released by Falcons from practice squad, Sept. 22...Signed by New York Giants to practice squad, Oct. 5.

**2021:** Re-signed by Giants to Reserve/Future contract, Jan. 4...Waived by Giants, Aug. 31... Signed by Giants to practice squad, Sept. 1... Activated from practice squad (standard elevation), Oct. 23...Reverted to practice squad, Oct. 25...Activated from practice squad (COVID-19 elevation), Dec. 17...Reverted to practice squad, Dec. 20...Activated from practice squad (COVID-19 elevation), Dec. 25...Reverted to practice squad, Dec. 27.

**2022:** Activated from practice squad (COVID-19 elevation), Jan. 1...Reverted to practice squad, Jan. 3...Re-signed by Giants to Reserve/Future contract, Jan. 10...Waived by Giants, Aug. 30... Signed by Los Angeles Chargers to practice squad, Nov. 16...Activated from practice squad (standard elevation), Dec. 31.

**2023:** Reverted to practice squad, Jan. 2... Activated from practice squad (standard elevation), Jan. 7...Reverted to practice squad, Jan. 9...Activated from practice squad (standard elevation), Jan. 13...Reverted to practice squad, Jan. 16...Re-signed by Chargers to Reserve/Future contract, Jan. 16.



## TIAWAN MULLEN

**CORNERBACK**  
5-8 | 181 | ROOKIE  
FREE AGENT — 2023  
INDIANA  
COCONUT CREEK HIGH  
FORT LAUDERDALE, FLA.

**COLLEGE:** A former first-team All-America selection, appeared in 43 career games at Indiana (2019-22)...Over his four seasons of action with the Hoosiers, totaled 33 passes defended, including five INTs, to go along with 144 tackles (106 solo), nine of which registered as tackles for loss, including 3.5 sacks...Became the first CB in program history to earn first-team All-America honors, doing so in 2020...Finished his career with 11 total takeaways, adding two honorable mention all-conference nods...Led all Big Ten DBs in sacks and tackles for loss in 2020.

**PERSONAL:** Given name Tiawan Brandon Mullen...First name pronounced TIE-wahn...Born in Fort Lauderdale, Fla. ...His brother, Trayvon Mullen, plays CB for the Baltimore Ravens, as does his cousin, 2018 NFL MVP QB Lamar Jackson...Earned his bachelor's degree in liberal studies from Indiana...**High School:** Attended Coconut Creek High in Coconut Creek, Fla., where he was a first-team All-County selection after recording 14 career INTs, returning three for TDs, 112 career tackles and five forced fumbles...Also competed in track & field, participating in the 100-meter, 200-meter and 4x100-meter relay.

### CAREER NFL TRANSACTIONS:

**2023:** Signed by Los Angeles Chargers as undrafted free agent, May 12.




## CJ OKOYE

**DEFENSIVE LINEMAN**  
6-6 | 315 | ROOKIE  
FREE AGENT — 2023  
TRIUMPH HIGH  
ABUJA, NIGERIA

**PERSONAL:** Given name Basil Chijioke Okoye... Born in Abuja, Nigeria...**High School:** Attended Triumph High in Benue, Nigeria, where he participated in football and basketball.

### CAREER NFL TRANSACTIONS:

**2023:** Signed by Los Angeles Chargers as a member of the NFL's International Player Pathway Program, May 12.



## AUSTEN PLEASANTS

**GUARD/TACKLE**  
6-7 | 330 | 1st NFL SEASON  
2nd YEAR WITH CHARGERS  
FREE AGENT — 2022  
OHIO  
DAWSON-BRYANT COAE GROVE  
IRONTON, OHIO

**2022:** Spent the final eight weeks of the regular season and the AFC Wild Card round on the practice squad of the Los Angeles Chargers after spending the offseason with Carolina.

**2021:** Joined Carolina's practice squad before Week 6 after spending the offseason with Jacksonville and the first part of the regular season on the Jaguars practice squad...Made his NFL debut in his seventh week with the Panthers...**at Miami (Nov. 28):** Made his NFL debut, appearing on a pair of special teams snaps in field goal and extra point formation.

**2020:** Spent the season on the Jacksonville practice squad after signing with the team as an undrafted free agent.

**COLLEGE:** In four seasons at Ohio (2016-19), appeared in 37 games along the offensive line, seeing time at LT, RT and RG...Earned second-team All-Mid-American Conference as a senior in 2019... Was part of an offense in 2018 that averaged 40.1 points per game, ranking second in the MAC...As a junior, played on a line that paved the way for three rushers to eclipse 800 yards on the season.

**PERSONAL:** Given name Austen Taylor Pleasants... Born in Hampton, Va. ...Graduated with a degree in physical education and a minor in coaching education...**High School:** Attended Dawson-Bryant Coal Grove High in Ironton, Ohio...Helped lead the Hornets to three Ohio Valley Conference championships (2011, '12 and '14), earning first-team All-Ohio Valley Conference three times (2012-14)... Was a team captain for two seasons...Lettered four years in football, basketball and track & field.

### CAREER NFL TRANSACTIONS:

**2020:** Signed by Jacksonville Jaguars as undrafted free agent, April 27...Waived by Jaguars, Sept. 5... Signed by Jaguars to practice squad, Sept. 6... Placed on Practice Squad; COVID-19, Oct. 17... Restored from Practice Squad; COVID-19, Oct. 22.

**2021:** Re-signed by Jaguars to Reserve/Future contract, Jan. 4...Waived by Jaguars, Aug. 31...Signed by Jaguars to practice squad, Oct. 8...Released by Jaguars from practice squad, Oct. 11...Signed by Carolina Panthers to practice squad, Oct. 12... Activated from practice squad (standard elevation), Nov. 27...Reverted to practice squad, Nov. 29.

**2022:** Re-signed by Panthers to Reserve/Future contract, Jan. 11...Waived by Panthers, Aug. 22...Signed by Los Angeles Chargers to practice squad, Nov. 9.

**2023:** Re-signed by Chargers to Reserve/Future contract, Jan. 16.



## TY SHELBY

### OUTSIDE LINEBACKER

6-4 | 260 | 1st NFL SEASON  
2nd YEAR WITH CHARGERS  
FREE AGENT — 2022  
LOUISIANA-MONROE  
FRIENDSWOOD HIGH  
HOUSTON, TEXAS


**COLLEGE:** Appeared in 56 games at Louisiana-Monroe over five seasons (2017-21), amassing 149 career tackles (60 solo), 25 tackles for loss and 12.5 sacks...As a senior in 2021, earned his second-straight honorable mention All-Sun Belt Conference nod after tallying 41 tackles (18 solo), 7.5 tackles for loss including 5.5 sacks, a forced fumble, a fumble recovery and registered a safety in 2021...Started eight games along the defensive front in the COVID-shortened 2020 season, notching 36 tackles (13 solo), two sacks and 6.5 tackles for loss...Posted a career-high eight tackles (two solo) against Georgia Southern...Redshirted in 2016...Played basketball for the Warhawks in the 2018-19 season.

**PERSONAL:** Given name is Tylan Jae'Shunn Shelby...Born in Houston, Texas...Father, Shannon, played DE at Arkansas, while his cousin, Ziggy Hood, spent nine seasons as an NFL defensive lineman...Earned a bachelor's degree in finance and a master's degree in business administration...**High School:** Attended Friendswood (Texas) High ...As a senior in 2015, was named second-team All-Greater Houston, first-team All-District and first-team All-County after recording 87 tackles, 27.5 of which were behind the line of scrimmage including 13.5 sacks, six passes defended, five forced fumbles and three blocked extra points...On the hardwood, earned second-team All-District honors after averaging a double-double his senior season.

### CAREER NFL TRANSACTIONS:

**2022:** Signed by Los Angeles Chargers as undrafted free agent, May 13...Waived/Injured (undisclosed), Aug. 23...Placed on Reserve/Injured (undisclosed), Aug. 24...Reached injury settlement, Aug. 30.

**2023:** Re-signed by Chargers to Reserve/Future contract, Jan. 16.



## ANDREW TRAINER

### TACKLE

6-7 | 320 | 2nd NFL SEASON  
2nd YEAR WITH CHARGERS  
FREE AGENT — 2022  
WILLIAM & MARY  
ST. STEPHEN'S & ST. AGNES SCHOOL  
ALEXANDRIA, VA.

**2022:** Spent the season on Reserve/Injured due to an injury sustained in training camp.

**COLLEGE:** Started all 23 career appearances at left tackle for William & Mary over his final three seasons (2019-21) after transferring from Illinois prior to the 2019 season...A two-time All-Colonial Athletic Association honoree, earned first-team honors in 2021 after anchoring an offensive front that led the conference with 19 rushing TDs... Helped the Tribe offense average 5.0 yards per carry in 2021, while also ranking No. 8 nationally in fewest sacks allowed per game (1.0) and 10th in cumulative fewest sacks allowed (11)...Spent first three collegiate seasons at Illinois, twice earning Academic All-Big Ten recognition.

**PERSONAL:** Given name is Andrew Dayton Trainer...Born in Alexandria, Va. ...Has been to all 30 Major League Baseball ballparks, all reached via road trip...Earned a bachelor's degree in finance and a master's degree in business administration...**High School:** Attended St. Stephen's and St. Agnes School in Alexandria, Va., earning first-team All-Virginia and *Washington Post* All-Metro District honors following his senior season in 2015...Received the John Morrow Stanton Memorial Athletic Award for Outstanding Student Athlete...Also played basketball, where he was a team captain and all-conference selection, and baseball.

### CAREER NFL TRANSACTIONS:

**2022:** Signed by Los Angeles Chargers as undrafted free agent, May 13...Waived/Injured (undisclosed), Aug. 9...Placed on Reserve/Injured (undisclosed), Aug. 10.



## AMECHI UZODINMA

### CORNERBACK


5-11 | 189 | ROOKIE  
FREE AGENT — 2023  
BALL STATE  
UNIVERSITY HIGH  
ORLANDO, FLA.

**COLLEGE:** Finished his career at Ball State with 44 career passes defended, the most by any player in program history...Over five seasons of action for the Cardinals (2018-22), appeared in 57 career games, amassing 172 total tackles, 10 INTs and two sacks to go along with his 44 career passes defended...Named second-team All-Mid-American Conference in 2022 after totaling 46 tackles, three INTs, 12 passes defended, a forced fumble and a recovery...Started four of the team's final five games as a true freshman in 2018, ultimately tying for the team-lead with five pass breakups on the season.

**PERSONAL:** Given name Amechi John Uzodinma II...Name pronounced uh-MAY-chee OO-zuh-den-muh...Born in Orlando, Fla. ...Has his own clothing brand called A3...Plays the piano...**High School:** Attended University High in Orlando, Fla., where he played both CB and WR, totaling 14 TDs in seven games played as a senior in 2017...Also played basketball and participated in track & field.

### CAREER NFL TRANSACTIONS:

**2023:** Signed by Los Angeles Chargers as undrafted free agent, May 12.



## ISAAC WEAVER

### CENTER

6-7 | 320 | 2nd NFL SEASON  
2nd YEAR WITH CHARGERS  
FREE AGENT — 2022  
OLD DOMINION  
LASSITER HIGH  
MARIETTA, GA.

**2022:** Spent the season on Reserve/Injured due to an injury sustained in training camp.

**COLLEGE:** Started all 48 career appearances at Old Dominion over four seasons (2018-21), which tied the program's all-time program record for career starts...A three-time honorable mention All-Conference USA selection, started games at C, LT and LG for the Monarchs, helping the offensive unit rank fifth in Conference USA with an average of 158.3 yards per rush and setting a single-game school record with a mark of 358 rushing yards in a winning effort over Hampton... Named to Conference USA's All-Freshman Team after starting all 12 appearances at LT in his first full collegiate season.

**PERSONAL:** Given name is Isaac John Weaver... Born in Anchorage, Alaska...Plays guitar...Earned a bachelor's degree in biology and a master's degree in exercise science from Old Dominion...**High School:** Attended Lassiter High in Marietta, Ga., where he lettered all four years in football...Earned All-Region acknowledgement during his time at Lassiter and played in the 2014 Georgia Junior Elite Classic, contributing to the North squad.

### CAREER NFL TRANSACTIONS:

**2022:** Signed by Los Angeles Chargers as undrafted free agent, May 13...Waived/Injured (undisclosed), Aug. 15...Placed on Reserve/Injured (undisclosed), Aug. 16.



## POKEY WILSON

### WIDE RECEIVER

6-0 | 181 | ROOKIE  
FREE AGENT — 2023  
FLORIDA STATE  
TURNER COUNTY HIGH  
ASHBURN, GA.


**COLLEGE:** Appeared in 51 games over five seasons of action at Florida State (2017-22), totaling 108 receptions for 1,521 yards (14.1 avg.) and 12 TDs...Led the Seminoles' receiving output with 30 receptions for 382 yards (12.7 avg.) and two scores in 2020, starting eight-of-nine outings...Named Atlantic Coast Conference Receiver of the Week following the 2022 season opening-win at LSU where he made career-high-tying seven receptions for season-high 102 yards and career-high-tying two TDs in the victory.

**PERSONAL:** Given name Ontaria Terrell Wilson Jr. ...Born in Tifton, Ga. ...Nickname 'Pokey' came from his grandmother, who noted that he "looked like" a Pokémon character as a child...Also plays the saxophone...Graduated with a bachelor's degree in social sciences...

**High School:** Attended Turner County High in Ashburn, Ga., where he earned first-team Class A Public All-State honors from the *Atlanta Journal Constitution* as a senior in 2016 after scoring seven non-offensive TDs, being awarded Region 2-A Defensive Player of the year...Totaled four INTs as a senior, three of which were returned for a TD, and finished the season with 648 yards and six TDs receiving, adding three punt return TDs and one kickoff return score...Also played basketball and competed in track & field.

### CAREER NFL TRANSACTIONS:

**2023:** Signed by Los Angeles Chargers as undrafted free agent, May 12.



## MILTON WRIGHT

### WIDE RECEIVER

6-3 | 195 | ROOKIE  
FREE AGENT — 2023  
PURDUE  
CHRISTIAN ACADEMY  
OF LOUISVILLE  
LOUISVILLE, KY.

**COLLEGE:** Played three seasons at Purdue (2019-21), starting 23-of-29 career outings at WR for the Boilermakers...Totaled 99 receptions for 1,325 yards (13.4 avg.) and 10 TDs over three seasons of action, earning All-Big Ten honors 2021 after leading the squad with seven TD grabs and ranking second on the team with 57 catches and 732 yards...As a freshman in 2019, added a 37-yard passing score, along with six rush attempts.

**PERSONAL:** Given name Milton James Wright...

Born in Louisville, Ky. ...**High School:** Attended Christian Academy of Louisville, helping lead the program to a 15-0 record as a senior in 2018, winning the Kentucky Class 2A State Championship...Selected as the Kentucky Football Coaches Association's Class 2A Player of the Year in 2018 after totaling 67 receptions for 1,010 yards and 12 TDs, adding 37 carries for 502 yards and nine scores on the ground.

### CAREER NFL TRANSACTIONS:

**2023:** Signed by Los Angeles Chargers as undrafted free agent, July 27.





# **2022 IN REVIEW**

**DERWIN JAMES ⚡ S**

# 2022 FINAL STATISTICS

## (10-7 Overall) Second AFC West - Brandon Staley Home (5-3); Away (5-4)

Date	W/L	Score	Opponent	Att.
09/11	W	24-19	Las Vegas Raiders	70,240
09/15	L	24-27	at Kansas City Chiefs	73,461
09/25	L	10-38	Jacksonville Jaguars	67,964
10/02	W	34-24	at Houston Texans	69,071
10/09	W	30-28	at Cleveland Browns	67,431
10/17	W	19-16 OT	Denver Broncos	70,240
10/23	L	23-37	Seattle Seahawks	70,240
11/06	W	20-17	at Atlanta Falcons	69,299
11/13	L	16-22	at San Francisco 49ers	71,709
11/20	L	27-30	Kansas City Chiefs	70,240
11/27	W	25-24	at Arizona Cardinals	63,628
12/04	L	20-27	at Las Vegas Raiders	62,123
12/11	W	23-17	Miami Dolphins	70,240
12/18	W	17-14	Tennessee Titans	70,240
12/26	W	20-3	at Indianapolis Colts	65,576
01/01	W	31-10	Los Angeles Rams	70,240
01/08	L	28-31	at Denver Broncos	74,035

### AFC Wild Card Playoffs

01/14	L	30-31	at Jacksonville Jaguars	70,250
-------	---	-------	-------------------------	--------

### Team Statistics

TOTAL FIRST DOWNS	Chargers	Opponent
Rushing	352	318
Passing	93	119
Penalty	232	175
3rd Down: Made/Att	112/257	78/199
3rd Down Pct.	43.6%	39.2%
4th Down: Made/Att	15/29	6/15
4th Down Pct.	51.7%	40.0%
TOTAL NET YARDS	6,108	5,884
Avg. Per Game	359.3	346.1
Total Plays	1,154	1,002
Avg. Per Play	5.3	5.9
NET YARDS RUSHING	1,524	2,478
Avg. Per Game	89.6	145.8
Total Rushes	404	457
NET YARDS PASSING	4,584	3,406
Avg. Per Game	269.6	200.4
Sacked/Yards Lost	39/207	40/287
Gross Yards	4,791	3,693
Attempts/Completions	711/485	505/310
Completion Pct.	68.2%	61.4%
Had Intercepted	10	14
PUNTS/AVERAGE	73/43.6	66/48.8
NET PUNTING AVG.	41.5	42.8
PENALTIES/YARDS	81/635	80/762
FUMBLE/BALL LOST	19/9	22/10
TOUCHDOWNS	42	43
Rushing	15	17
Passing	26	24
Returns	1	2
TIME OF POSSESSION	30:29	29:31

### Score by Quarters

Chargers	Q1	Q2	Q3	Q4	OT	PTS.
Opponents	54	193	49	92	3	391
Opponents	80	115	90	99	0	384

### Scoring

A.Ekeler	TD	RU	PA	RT	PAT	FG	2Pt	PTS.	
C.Dicker	0	0	0	0	0	22/22	19/20	0	79
D.Hopkins	0	0	0	0	0	12/12	9/10	0	39
G.Everett	4	0	0	0	0	0/0	0/0	1	26
M.Williams	4	0	0	0	0	0/0	0/0	0	24
K.Allen	4	0	0	0	0	0/0	0/0	0	24
J.Palmer	3	0	0	0	0	0/0	0/0	1	20
D.Carter	3	0	0	0	0	0/0	0/0	0	18
T.Bertolet	0	0	0	0	0	6/6	3/3	0	18
Z.Horvath	2	0	0	0	0	0/0	0/0	0	12
J.Kelley	2	0	0	0	0	0/0	0/0	0	12
D.Parham	1	0	0	0	0	0/0	0/0	0	6
B.Callahan	1	0	0	0	0	0/0	0/0	0	6
S.Joseph	0	0	0	0	0	0/0	0/0	0	2
<b>Chargers</b>	<b>42</b>	<b>15</b>	<b>26</b>	<b>1</b>	<b>40/40</b>	<b>31/33</b>	<b>2</b>	<b>391</b>	
Opponents	43	17	24	2	40/41	28/35	1	384	

2-Pt. Conversions: G.Everett, J.Palmer; Chargers 2-2, Opponents 1-2.

Sacks: K.Mack 8.0, M.Fox 6.5, K.Van Noy 5.0, D.Tranquill 5.0, D.James 4.0, J.Bosa 2.5, C.Rumph 2.0, S.Joseph 2.0, A.Johnson 1.0, K.Murray 1.0, J.Tillery 1.0, G.Gaziano 1.0, M.Davis 1.0. **Chargers 40.0**, Opponents 39.0.

Special Teams Tackles (TT-T-A): J.Taylor 6-3-3, D.Leonard 5-4-1, C.Rumph 5-1-4, T.Reeder 4-1-3, A.Gilman 3-1-2, N.Niemann 3-0-3, A.Ogbonbemi 3-1-2, D.Tuszka 3-1-2, J.Harris 2-0-2, D.Tranquill 2-2-0, N.Adderley 1-1-0, M.Bandy 1-1-0, M.Davis 1-1-0, K.Hall 1-1-0, D.Hopkins 1-0-1, Z.Horvath 1-0-1, R.Layne 1-0-0.

Passing	Att.	Comp.	Yds.	Comp.%	Yds./Att.	TD	TD%	Int.	Int.%	Long	Sack/Lost	Rating
J.Herbert	699	477	4739	68.2%	6.8	25	3.6%	10	1.4%	55	38/206	93.1
C.Daniel	12	8	52	66.7%	4.3	1	8.3%	0	0.0%	13	1/1	103.5
Team	711	485	4791	68.2%	6.7	26	3.7%	10	1.4%	55	39/207	93.3
Opponents	505	310	3693	61.4%	7.3	24	4.8%	14	2.8%	60t	40/287	88.0

Rushing	No.	Yds.	Avg.	Long	TD
A.Ekeler	204	915	4.5	72t	13
J.Kelley	69	287	4.2	22	2
J.Herbert	54	147	2.7	23	0
S.Michel	36	106	2.9	12	0
L.Spiller	18	41	2.3	11	0
L.Rountree	13	19	1.5	5	0
Z.Horvath	4	8	2.0	3	0
K.Allen	1	8	8.0	8	0
J.Palmer	1	4	4.0	4	0
C.Daniel	1	4	4.0	4	0
G.Everett	1	0	0.0	0	0
D.Carter	2	-15	-7.5	-5	0
<b>Chargers</b>	<b>404</b>	<b>1524</b>	<b>3.8</b>	<b>72t</b>	<b>15</b>
Opponents	457	2478	5.4	75t	17

Receiving	No.	Yds.	Avg.	Long	TD
A.Ekeler	107	722	6.7	23	5
J.Palmer	72	769	10.7	50t	3
K.Allen	66	752	11.4	46	4
M.Williams	63	895	14.2	55	4
G.Everett	58	555	9.6	26	4
D.Carter	46	538	11.7	35	3
J.Kelley	14	101	7.2	22	0
D.Parham	10	130	13.0	24	1
M.Bandy	10	89	8.9	25	0
T.McKitty	10	72	7.2	12	0
S.Michel	9	53	5.9	9	0
Z.Horvath	5	8	1.6	5	2
S.Smart	4	17	4.3	8	0
I.Spiller	3	13	4.3	8	0
J.Guyton	2	64	32.0	54	0
L.Rountree	2	14	7.0	13	0
J.Herbert	2	-10	-5.0	-2	0
J.Moore	1	5	5.0	5	0
R.Rodgers	1	4	4.0	4	0
<b>Chargers</b>	<b>485</b>	<b>4791</b>	<b>9.9</b>	<b>55</b>	<b>26</b>
Opponents	310	3693	11.9	60t	24

Interceptions	No.	Yds.	Avg.	Long	TD
B.Callahan	3	37	12.3	26t	1
N.Adderley	2	30	15.0	30	0
A.Samuel	2	11	5.5	11	0
D.James	2	0	0.0	0	0
M.Davis	1	30	30.0	30	0
D.Tranquill	1	20	20.0	20	0
A.Gilman	1	18	18.0	18	0
K.Murray	1	16	16.0	16	0
S.Joseph	1	4	4.0	4	0
<b>Chargers</b>	<b>14</b>	<b>166</b>	<b>11.9</b>	<b>30</b>	<b>1</b>
Opponents	10	140	14.0	99t	1

Punting	No.	Yds.	Avg.	Net	TB	I-20	Lg.	B
J.Scott	73	3186	43.6	41.5	5	28	60	0
<b>Chargers</b>	<b>73</b>	<b>3186</b>	<b>43.6</b>	<b>41.5</b>	<b>5</b>	<b>28</b>	<b>60</b>	<b>0</b>
Opponents	66	3223	48.8	42.8	3	26	74	0

Punt Returns	Ret.	FC	Yds.	Avg.	Lg.	TD
D.Carter	29	17	339	11.7	28	0
<b>Chargers</b>	<b>29</b>	<b>17</b>	<b>339</b>	<b>11.7</b>	<b>28</b>	<b>0</b>
Opponents	19	33	58	3.1	15	0

Kickoff Returns	Ret.	Yds.	Avg.	Long	TD
D.Carter	26	497	19.1	33	0
J.Kelley	1	15	15.0	15	0
<b>Chargers</b>	<b>27</b>	<b>512</b>	<b>19.0</b>	<b>33</b>	<b>0</b>
Opponents	15	317	21.1	31	0

Field Goals	1-19	20-29	30-39	40-49	50+
C.Dicker	0/0	6/6	7/7	6/6	0/1
D.Hopkins	0/0	2/2	6/6	1/2	0/0
T.Bertolet	0/0	3/3	0/0	0/0	0/0
<b>Chargers</b>	<b>0/0</b>	<b>11/11</b>	<b>13/13</b>	<b>7/8</b>	<b>0/1</b>

Dicker: (31G, 37G) (47G, 25G, 40G) (46G, 21G) (26G) (37G, 34G, 52N) (33G, 31G, 28G) (43G) (24G, 21G, 40G) (48G, 36G) (22G, 23G, 50G, 40N). Hopkins: (43G, 49N) (31G) (25G) (23G) (37G) (37G, 31G, 35G, 39G). Bertolet: (28G, 25G, 27G).

Defensive Tackles (TT-T-A-SK-TFL-QB Hits-INT-PD-FF-FR): Tranquill 144-93-51-5-10-8-1-1-0, James 115-64-51-4-5-5-2-6-2-0, Murray 76-50-26-1-7-4-1-3-1-0, Davis 61-47-14-1-2-1-15-0-0, Adderley 61-38-23-0-1-0-2-4-1-0, Samuel 57-48-9-0-1-0-2-11-0-1, Joseph-Day 56-27-29-2-9-6-1-1-1, Gilman 55-34-21-0-0-1-3-1-1, Mack 50-33-17-9-12-0-2-2-2, Callahan 47-34-13-0-2-3-6-0-0, Van Noy 46-30-16-5-9-9-0-3-1-2, Fox 38-24-14-6-5-8-11-0-0-0, Fehek0 23-10-13-0-1-0-0-0-0, Johnson 22-16-6-1-3-3-0-1-0, Taylor 16-10-6-0-0-0-1-0-0, Jackson 15-12-3-0-0-0-0-2-0-0, Ogbonnia 14-13-1-0-1-0-1-0-0-0, Covington 12-3-9-0-1-0-0-0-0-0, Tuska 11-6-5-0-0-0-0-0-0-0, Bosa 10-8-2-2-5-3-6-0-0-1-0, Rumph 10-6-4-2-2-6-0-1-0-0, Gaziano 8-6-2-1-1-1-0-0-0, Tillery 8-5-3-1-0-2-0-1-0-1, Troy Reeder 7-5-2-0-0-0-0-1-1-0, Hinton 3-1-2-0-0-1-0-0-0-0, Ogbonbemi 3-1-2-0-0-0-0-0-0-0, Woods 3-2-1-0-0-0-0-0-0, Moe 2-2-0-0-0-0-0-0-0-0, Davison 1-1-0-0-0-0-0-0-0-0, Layne 1-1-0-0-0-0-0-0-0-0, Deane Leonard 0-0-0-0-0-0-0-0-0-0.

COMMUNITY

FRONT OFFICE

VETERANS

PICKS & FREE AGENTS

2022 IN REVIEW

RECORDS & HISTORY

GENERAL INFORMATION

# 2022 DEFENSIVE STATISTICS

Player	— Tackles —					— Fumbles —					
	Total	Solo	Asst.	Sacks	Yards	Tackles for Loss	QB Hits	Interceptions	Passes Def.	Forced	Recoveries
Drue Tranquill	144	93	51	5	28	9	8	1	4	1	0
Derwin James Jr.	115	64	51	4	33	6	5	2	6	2	0
Kenneth Murray Jr.	76	50	26	1	8	7	4	1	3	1	0
Michael Davis	61	47	14	1	6	1	1	1	15	0	0
Nasir Adderley	61	38	23	0	0	1	0	2	4	1	0
Asante Samuel Jr.	57	48	9	0	0	1	0	2	11	0	1
Sebastian Joseph-Day	56	27	29	2	16	9	6	1	1	1	1
Alohi Gilman	55	34	21	0	0	0	0	1	3	1	1
Khalil Mack	50	33	17	8	58	12	12	0	2	2	2
Bryce Callahan	47	34	13	0	0	2	2	3	7	0	0
Kyle Van Noy	46	30	16	5	28	8	9	0	3	1	2
Morgan Fox	38	24	14	6.5	49.5	8	11	0	1	0	0
Breiden Fehoko	23	10	13	0	0	1	0	0	0	0	0
Austin Johnson	22	16	6	1	10	3	3	0	0	0	0
Ja'Sir Taylor	16	10	6	0	0	0	0	0	1	0	0
J.C. Jackson	15	12	3	0	0	0	0	0	3	0	0
Otito Ogbonna	14	13	1	0	0	1	0	0	0	0	0
Christian Covington	12	3	9	0	0	1	0	0	0	0	0
Derrek Tuszka	11	6	5	0	0	0	0	0	0	0	0
Joey Bosa	10	8	2	2.5	22.5	3	6	0	0	1	0
Chris Rumph II	10	6	4	2	17	2	6	0	1	0	0
Joe Gaziano	8	6	2	1	6	1	1	0	0	0	0
Jerry Tillery	8	5	3	1	7	0	2	0	0	1	0
Troy Reeder	7	5	2	0	0	0	0	0	1	1	0
Christopher Hinton	3	1	2	0	0	0	1	0	0	0	0
Amen Ogbongbemiga	3	1	2	0	0	0	0	0	0	0	0
JT Woods	3	2	1	0	0	0	0	0	1	1	0
David Moa	2	2	0	0	0	0	0	0	0	0	0
Tyeler Davison	1	1	0	0	0	0	0	0	0	0	0
Raheem Layne	1	1	0	0	0	0	1	0	0	0	0
<b>Totals</b>	<b>975</b>	<b>630</b>	<b>345</b>	<b>40</b>	<b>289</b>	<b>76</b>	<b>78</b>	<b>14</b>	<b>67</b>	<b>14</b>	<b>7</b>
<i>Defensive Backs</i>	<i>431</i>	<i>290</i>	<i>141</i>	<i>5</i>	<i>39</i>	<i>11</i>	<i>8</i>	<i>11</i>	<i>51</i>	<i>5</i>	<i>2</i>
<i>Linebackers</i>	<i>230</i>	<i>149</i>	<i>81</i>	<i>7</i>	<i>42</i>	<i>20</i>	<i>17</i>	<i>2</i>	<i>10</i>	<i>3</i>	<i>0</i>
<i>Outside Linebackers</i>	<i>127</i>	<i>83</i>	<i>44</i>	<i>16.5</i>	<i>119.5</i>	<i>20</i>	<i>27</i>	<i>0</i>	<i>4</i>	<i>4</i>	<i>4</i>
<i>Defensive Line</i>	<i>187</i>	<i>108</i>	<i>79</i>	<i>11.5</i>	<i>88.5</i>	<i>25</i>	<i>25</i>	<i>1</i>	<i>2</i>	<i>2</i>	<i>1</i>

## REGULAR SEASON RANKINGS

### LOS ANGELES CHARGERS (Team)

Category	NFL	AFC
Turnover Margin (+5)	T-7	T-3
Points Scored (23.0)	13	7
Points Allowed (22.6)	T-21	12
Total Offense (359.9)	9	5
Rushing (89.6)	30	15
Passing (269.3)	3	2
Total Defense (346.1)	20	12
vs. Rush (145.8)	28	15
vs. Pass (200.4)	7	2
Third-Down Offense (43.6%)	8	5
Third-Down Defense (39.2%)	17	9
Red-Zone Offense (54.1%)	17	7
Red-Zone Defense (53.2%)	12	6

### LOS ANGELES CHARGERS (Individual)

Category	NFL	AFC
<b>Passing</b>		
Rating: Justin Herbert (93.2)	12	7
Yards: Justin Herbert (4,739)	2	2
Touchdowns: Justin Herbert (25)	T-8	T-4
<b>Rushing</b>		
Attempts: Austin Ekeler (204)	20	9
Yards: Austin Ekeler (915)	18	8
Touchdowns: Austin Ekeler (13)	T-2	T-1
<b>Receiving</b>		
Receptions: Austin Ekeler (107)	T-5	4
Yards: Mike Williams (895)	27	14
Touchdowns: Austin Ekeler (5)	T-34	T-15
<b>Defense</b>		
Total Tackles: Drue Tranquill (144)	12	8
Solo Tackles: Drue Tranquill (93)	10	7
INTs: Bryce Callahan (3)	T-28	T-14
Sacks: Khalil Mack (8.0)	T-30	T-12

## SPECIAL TEAMS TACKLES

Player	Total Tackles
Ja'Sir Taylor	6
Deane Leonard	5
Chris Rumph II	5
Troy Reeder	4
Alohi Gilman	3
Nick Niemann	3
Amen Ogbongbemiga	3
Derrek Tuszka	3
Josh Harris	2
Drue Tranquill	2
Nasir Adderley	1
Michael Bandy	1
Michael Davis	1
Kemon Hall	1
Dustin Hopkins	1
Zander Horvath	1
Raheem Layne	1
<b>Totals</b>	<b>43</b>





# 2022 WEEKLY LEADERS

## REGULAR-SEASON WEEKLY LEADERS, LOS ANGELES CHARGERS

		Scoring			Pass Yds.	Carries	Rush Yds.	Catches	Rec. Yds.	Tackles (Solo)	Sacks						
Sept. 11	Las Vegas:	Four	Tied	6	Herbert	279	14	Ekeler	36	Two Tied	4, Allen	66	James Jr.	6 (6)	Mack	3.0	
Sept. 15	at Kansas City:	Three	Tied	6	Herbert	343	14	Ekeler	39	Williams	8	Williams	113	James Jr.	9 (3)	Two Tied	0.5
Sept. 25	Jacksonville:	Williams	6	Herbert	297	Michel	5	Michel	22	Ekeler	8	Palmer	99	Tranquill	11 (7)	None	—
Oct. 2	at Houston:	Ekeler	18	Herbert	340	Ekeler	13	Ekeler	60	Williams	7	Williams	120	Tranquill	11 (6)	Four Tied	1.0
Oct. 9	at Cleveland:	Ekeler	12	Herbert	228	Ekeler	16	Ekeler	173	Williams	10	Williams	134	James Jr.	14 (0)	None	—
Oct. 17	Denver:	Hopkins	13	Herbert	238	Ekeler	14	Ekeler	36	Ekeler	10	Palmer	57	James Jr.	10 (6)	Tranquill	2.0
Oct. 23	Seattle:	Ekeler	12	Herbert	293	Ekeler	9	Ekeler	31	Ekeler	12	Ekeler	96	James Jr.	8 (4)	Two Tied	1.0
Nov. 6	at Atlanta:	Ekeler	12	Herbert	245	Ekeler	14	Ekeler	47	Palmer	8	Palmer	106	Tranquill	10 (8)	Two Tied	1.0
Nov. 13	at San Francisco:	Dicker	9	Herbert	196	Ekeler	6	Ekeler	24	Ekeler	7	Carter	64	Tranquill	15 (7)	Mack	1.0
Nov. 20	Kansas City:	Palmer	12	Herbert	280	Ekeler	19	Ekeler	83	Palmer	8	Palmer	106	Tranquill	7 (6)	James Jr.	1.0
Nov. 27	at Arizona:	Three Tied	6	Herbert	274	Ekeler	5	Herbert	38	Ekeler	11	Carter	73	Gilman	10 (5)	Davis	1.0
Dec. 4	at Las Vegas:	Dicker	8	Herbert	335	Ekeler	10	Ekeler	35	Palmer	7	Allen	88	Callahan	6 (4)	None	—
Dec. 11	Miami:	Dicker	9	Herbert	367	Ekeler	15	Ekeler	45	Allen	12	Williams	116	Murray Jr.	7 (6)	Two Tied	1.0
Dec. 18	Tennessee:	Two Tied	6	Herbert	313	Ekeler	12	Ekeler	58	Allen	8	Allen	86	Tranquill	10 (7)	Four Tied	1.0
Dec. 26	at Indianapolis:	Ekeler	12	Herbert	235	Ekeler	18	Ekeler	67	Allen	11	Allen	104	Tranquill	11 (4)	Fox	2.0
Jan. 1	L.A. Rams:	Ekeler	12	Herbert	212	Two Tied	10	Ekeler	122	Williams	7	Williams	94	Tranquill	9 (6)	Three Tied	1.0
Jan. 8	at Denver:	Allen	12	Herbert	273	Ekeler	11	Ekeler	34	Allen	8	Allen	102	Tranquill	6 (3)	Two Tied	1.0

## REGULAR-SEASON WEEKLY LEADERS, OPPONENT

		Scoring			Pass Yds.	Carries	Rush Yds.	Catches	Rec. Yds.	Tackles (Solo)	Sacks						
Sept. 11	Las Vegas:	Carlson	7	Carr	295	Jacobs	10	Jacobs	57	Adams	10	Jacobs	141	Abram	12 (9)	None	—
Sept. 15	at Kansas City:	Ammendola	8	Mahomes	235	Edwards-Helaire	8	Edwards-Helaire	74	Kelce	5	Kelce	51	Gay	11 (5)	Jones	2.0
Sept. 25	Jacksonville:	Patterson	12	Lawrence	262	Robinson	17	Robinson	100	Z.Jones	10	Z.Jones	85	Oluokun	8 (7)	Smoot	1.0
Oct. 2	at Houston:	Four Tied	6	Miller	246	Pierce	14	Pierce	131	Cooks	7	Collins	82	Two Tied	7 (6)	Two Tied	0.5
Oct. 9	at Cleveland:	Chubb	12	Brissett	230	Chubb	17	Chubb	134	Cooper	7	Njoku	88	Ward	10 (9)	Phillips	1.0
Oct. 17	Denver:	McManus	10	Wilson	188	Murray	15	Murray	66	Juady	3	Juady	54	Singleton	21 (19)	Two Tied	1.0
Oct. 23	Seattle:	Walker	12	Smith	210	Walker	23	Walker	168	Lockett	7	Goodwin	67	Brooks	8 (7)	Three Tied	3.0
Nov. 6	at Atlanta:	Patterson	12	Mariota	129	Patterson	13	Allegier	99	London	3	Pitts	27	Grant	12 (6)	None	—
Nov. 13	at San Francisco:	Gould	9	Garoppolo	240	Mitchell	18	Mitchell	89	Aiyuk	6	Aiyuk	84	Greenlaw	7 (6)	Three Tied	1.0
Nov. 20	Kansas City:	Kelce	18	Mahomes	329	Pacheco	15	Pacheco	107	Kelce	6	Kelce	115	Bolton	14 (10)	Jones/Danna	2.0
Nov. 27	at Arizona:	Three Tied	6	Murray	191	Conner	25	Conner	120	Brown	6	Hopkins	87	Simmons	8 (8)	Four Tied	1.0
Dec. 4	at Las Vegas:	Adams	12	Carr	250	Jacobs	26	Jacobs	144	Adams	8	Adams	177	Hobbs	8 (8)	Jones	3.0
Dec. 11	Miami:	Hill	12	Tagovailoa	145	Mostert	11	Mostert	37	Hill	4	Hill	81	Baker	11 (6)	Four Tied	1.0
Dec. 18	Tennessee:	Two Tied	6	Tannehill	165	Henry	21	Henry	104	Two Tied	4	Henry	59	Walker	9 (7)	Walker	2.0
Dec. 26	at Indianapolis:	McLaughlin	3	Foles	143	Moss	12	Moss	65	Pittman	4	Woodfs	43	Okereke	9 (7)	Two Tied	1.5
Jan. 1	L.A. Rams:	Brown	6	Mayfield	152	Akers	19	Akers	123	Two Tied	3	Jeudy	77	Rapp	9 (8)	None	—
Jan. 8	at Denver:	McManus	7	Wilson	283	Murray	15	Murray	103	Jeudy	5	Jeudy	154	Singleton	11 (7)	Browning	1.0

# 2022 SINGLE-GAME HIGHS

## INDIVIDUAL

### Passing

**Longest Scoring Pass** — 50, J.Herbert to J.Palmer, Nov. 20 vs. K.C.  
**Longest Non-Scoring Pass** — 55, J.Herbert to M.Williams, Dec. 11 vs. Mia.  
**Most Passing Attempts** — 57, J.Herbert, Oct. 17 vs. Den.  
**Most Completions** — 39, J.Herbert, Dec. 11 vs. Mia.  
**Most Passing Yards** — 367, J.Herbert, Dec. 11 vs. Mia.  
**Most Passing Touchdowns** — 3, Last: J.Herbert, Nov. 27 at Ari.  
**Highest Comp. Percentage (min. 20 att.)** — 76.6, J.Herbert, Nov. 20 vs. K.C.  
**Highest Passer Rating (min. 20 att.)** — 129.4, J.Herbert, Sept. 11 vs. L.V.

### Rushing

**Longest Scoring Run** — 72, A.Ekeler, Jan. 1 vs. LAR  
**Longest Non-Scoring Run** — 71, A.Ekeler, Oct. 9 at Cle.  
**Most Rushing Attempts** — 18, A.Ekeler, Dec. 26 at Ind.  
**Most Rushing Yards** — 173, A.Ekeler, Oct. 9 at Cle.  
**Most Rushing Touchdowns** — 2, Last: A.Ekeler, Jan. 1 vs. LAR

### Receiving

**Most Receptions** — 12, K.Allen, Dec. 11 vs. Mia.  
**Most Receiving Yards** — 134, M.Williams, Oct. 9 at Cle.  
**Most Receiving Touchdowns** — 2, Last: Jan. 8 at Den.

### Total Offense

**Most Total Yards from Scrimmage** — 199, A.Ekeler, Oct. 9 at Cle.  
**Most Touchdowns** — 3, A.Ekeler, Oct. 2 at Hou.

### Special Teams

**Longest Punt** — 60, J.Scott, Jan. 8 at Den.  
**Longest Field Goal** — 48, C.Dicker, Jan. 8 at Den.  
**Most Attempted Field Goals** — 4, D.Hopkins, Oct. 17 vs. Den.  
**Most Made Field Goals** — 4, D.Hopkins, Oct. 17 vs. Den.

### Returns

**Longest Kickoff Return** — 33, D.Carter, Nov. 20 vs. K.C.  
**Longest Punt Return** — 28, D.Carter, Jan. 8 at Den.  
**Longest Interception Return** — 30, N.Adderley, Oct. 2 at Hou.  
**Longest Fumble Return** — 44, K.Mack, Nov. 6 at Atl.

### Defense

**Most Interceptions** — 1, last: S.Joseph-Day, Jan. 8 at Den.  
**Most Tackles** — 15, D.Tranquill, Nov. 13 at S.F.  
**Most Solo Tackles** — 10, D.James Jr., Oct. 9 at Cle.  
**Most Sacks** — 3.0, K.Mack, Sept. 11 vs. L.V.  
**Most Passes Defensed** — 3, M.Davis, Dec. 4 at L.V.

## TEAM

### Most, Offense

**First Downs** — 33, Nov. 21 vs. Pittsburgh  
**Rushing Attempts** — 39, Dec. 16 vs. Kansas City  
**Rushing Yards** — 192, Dec. 16 vs. Kansas City  
**Rushing Touchdowns** — 4, Oct. 10 vs. Cleveland  
**Passing Attempts** — 64, Jan. 9 at Las Vegas  
**Completions** — 32, Nov. 7 at Philadelphia  
**Net Passing Yards** — 381, Oct. 10 vs. Cleveland  
**Touchdowns Thrown** — 4, Last: Oct. 10 vs. Cleveland  
**Offensive Plays** — 78, Sept. 12 at Washington  
**Total Offense** — 533, Nov. 21 vs. Pittsburgh  
**Time of Possession** — 36:03, Sept. 12 at Washington

### Most, Turnovers

**Turnovers** — 3, Dec. 5 at Cincinnati  
**Interceptions Thrown** — 2, Last: Dec. 26 at Houston  
**Fumbles** — 2, Last: Dec. 5 at Cincinnati  
**Fumbles Lost** — 2, Dec. 5 at Cincinnati

### Longest Scoring Drives

**Plays** — 18, Sept. 12 at Washington  
**Yards** — 75, Last: Sept. 26 at Kansas City  
**Time** — 7:52, Sept. 12 at Washington

### Shortest Scoring Drives

**Plays** — 1, Dec. 16 vs. Kansas City  
**Yards** — 2, Dec. 16 vs. Kansas City  
**Time** — 0:05, Dec. 16 vs. Kansas City

### Fewest, Defense

**First Downs Allowed** — 13, Oct. 4 vs. Las Vegas  
**Rushing Attempts Allowed** — 18, Last: Nov. 21 vs. Pittsburgh  
**Rushing Yards Allowed** — 48, Oct. 4 vs. Las Vegas  
**Passing Attempts Allowed** — 21, Sept. 12 at Washington  
**Completions Allowed** — 14, Sept. 12 at Washington  
**Net Passing Yards Allowed** — 133, Sept. 12 at Washington  
**Total Plays Allowed** — 49, Sept. 12 at Washington  
**Total Yards Allowed** — 213, Oct. 4 vs. Las Vegas

### Most, Defense

**Takeaways** — 4, Dec. 5 at Cincinnati  
**Interceptions** — 2, Last: Dec. 5 at Cincinnati  
**Fumbles Forced** — 3, Sept. 12 at Washington  
**Fumbles Recovered** — 2, Last: Dec. 5 at Cincinnati  
**Passes Defensed** — 10, Dec. 12 vs. N.Y. Giants  
**Sacks** — 5.0, Dec. 5 at Cincinnati



# 2022 GAME SUMMARIES

## WEEK 1 vs. LAS VEGAS



### CHARGERS 24

### RAIDERS 19

Sunday, Sept. 11, 2022

SoFi Stadium – Inglewood, Calif.



#### GAME STATISTICS

TEAM	1	2	3	4	OT	F
Las Vegas	3	0	10	6	—	19
L.A. Chargers	3	14	7	0	—	24

#### SCORING SUMMARY

Team	Q	Time	Play
Chargers	1	9:03	D.Hopkins 43 yd. Field Goal (12-50, 5:57)
Raiders	1	2:29	D.Carlson 23 yd. Field Goal (14-70, 6:34)
Chargers	2	9:34	Z.Horvath 1 yd. pass (D.Hopkins kick) (9-67, 3:44)
Chargers	2	0:35	D.Carter 23 yd. pass (D.Hopkins kick) (2-31, 0:10)
Raiders	3	12:39	B.Bolden 18 yd. pass (D.Carlson kick) (5-75, 2:21)
Chargers	3	6:42	G.Everett 18 yd. pass (D.Hopkins kick) (11-73, 5:57)
Raiders	3	1:03	D.Carlson 55 yd. Field Goal (11-38, 5:39)
Raiders	4	4:32	D.Adams 3 yd. pass (pass failed) (7-61, 3:01)

#### TEAM STATISTICS

	LV	LAC
FIRST DOWNS:	18	18
TOTAL NET YARDS:	320	355
NET RUSHING YARDS:	64	76
NET PASSING YARDS:	256	279
PENALTIES/YARDS:	3-11	5-21
3RD DOWN EFFICIENCY (%):	5-11 (45.5%)	6-14 (42.9%)
SCORING DRIVES (%):	4-11 (36.3%)	4-11 (36.3%)
PUNTS/NET AVERAGE:	2-53.0	4-49.0
SACKS/YARDS:	0/0	1/59
FUMBLES/LOST:	0/0	1/0
POINTS OFF TURNOVERS:	0	7
AVG. DRIVE START:	OWN 25	OWN 34
TIME OF POSSESSION:	27:28	32:32

#### INDIVIDUAL TOP PERFORMERS

PASSING													
J.Herbert	CMP	ATT	YDS	TD	INT	RT	D.Carr	CMP	ATT	YDS	TD	INT	RT
J.Herbert	26	34	279	3	0	129.4	D.Carr	22	37	295	2	3	69.1

RUSHING											
A.Ekeler	ATT	YDS	AVG	LG	TD	J.Jacobs	ATT	YDS	AVG	LG	TD
A.Ekeler	14	36	2.6	8	0	J.Jacobs	10	57	5.7	18	0
J.Kelley	4	21	5.3	12	0	B.Bolden	3	7	2.3	5	0

RECEIVING											
K.Allen	REC	YDS	AVG	LG	TD	D.Waller	REC	YDS	AVG	LG	TD
K.Allen	4	66	16.5	42	0	D.Waller	10	141	14.1	41	1
D.Carter	3	64	21.3	30	1	M.L.B. Perryman	4	79	19.8	31	0
G.Everett	3	56	18.0	25	1	B.Renfrow	3	21	7.0	9	0
A.Ekeler	4	36	9.0	13	0	B.Waller	2	21	10.5	18	1

**TACKLES (SOLO) – LAC:** D.James Jr. 6 (6), K.Mack 6 (5), Murray/Tranquill 5 (3); **LV:** J.Abram 12 (9), M.Crosby 10 (8), N.Hobbs 9 (6).

**SACKS – LAC:** K.Mack 3-17, J.Bosa 1.5-12.5, D.James Jr. 1-7, M.Fox 0.5-2.5; **LV:** None.

**INTERCEPTIONS – LAC:** D.Tranquill 1-20-0, B.Callahan 1-2-0, A.Samuel Jr. 1-0-0; **LV:** None.

#### STARTERS

WR.....K.Allen	OLB.....J.Bosa	WR.....H.Renfrow	DE.....C.Jones
LT.....R.Slater	DL.....A.Johnson	LT.....K.Miller	DT.....A.Billings
LG.....M.Feiler	DL.S.Joseph-Day	LG.....J.Simpson	DT.....B.Nichols
CB.....C.Linsley	OLB.....K.Mack	CB.....A.James	DE.....M.Crosby
RG.....Z.Johnson	OLB.....D.Tranquill	RG.....D.Parham	MLB.D.Perryman
RT.....T.Pipkins III	LB.....K.Murray Jr.	RT.....J.Eliumunor	OLB.D.Deablo
TE.....G.Everett	CB.....B.Callahan	TE.....D.Waller	CB.....A.Averett
WR.....J.Palmer	CB.....M.Davis	WR.....D.Adams	CB.....N.Hobbs
WR.....M.Williams	S.....M.Alderley	WR.....M.Hollins	CB.....R.Ya-Sin
QB.....J.Herbert	S.....D.James Jr.	QB.....D.Carr	FS.....T.Moehrig
RB.....A.Ekeler	CB.....A.Samuel Jr.	RB.....J.Jacobs	SS.....J.Abram

## WEEK 2 AT KANSAS CITY



### CHIEFS 27

### CHARGERS 24

Thursday, Sept. 15, 2022

GEHA Field at Arrowhead Stadium – Kansas City, Mo.



#### GAME STATISTICS

TEAM	1	2	3	4	OT	F
L.A. Chargers	3	7	7	7	—	24
Kansas City	0	7	7	13	—	27

#### SCORING SUMMARY

Team	Q	Time	Play
Chargers	1	5:58	D.Hopkins 31 yd. Field Goal (11-67, 4:41)
Chargers	2	14:57	Z.Horvath 1 yd. pass (D.Hopkins kick) (8-58, 3:50)
Chiefs	2	11:38	J.McKinnon 9 yd. pass (M.Ammendola kick) (7-75, 3:19)
Chargers	3	9:52	M.Williams 15 yd. pass (D.Hopkins kick) (11-75, 5:08)
Chiefs	3	7:22	Ju.Watson 41 yd. pass (M.Ammendola kick) (7-75, 2:30)
Chiefs	4	14:58	M.Ammendola 19 yd. Field Goal (9-35, 4:01)
Chiefs	4	10:29	Ju.Watson 99 yd. INT return (M.Ammendola kick)
Chiefs	4	3:20	M.Ammendola 31 yd. Field Goal (5-72, 0:35)
Chargers	4	1:11	J.Palmer 7 yd. pass (D.Hopkins kick) (9-73, 2:09)

#### TEAM STATISTICS

	LAC	KC
FIRST DOWNS:	21	15
TOTAL NET YARDS:	401	319
NET RUSHING YARDS:	75	93
NET PASSING YARDS:	326	226
PENALTIES/YARDS:	3-25	6-54
3RD DOWN EFFICIENCY (%):	5-16 (31.3%)	4-12 (33.3%)
SCORING DRIVES (%):	4-12 (25.0%)	4-11 (36.3%)
PUNTS/NET AVERAGE:	6-45.0	6-55.5
SACKS/YARDS:	1/9	2/8
FUMBLES/LOST:	0/0	0/0
POINTS OFF TURNOVERS:	0	7
AVG. DRIVE START:	OWN 24	OWN 27
TIME OF POSSESSION:	33:37	26:23

#### INDIVIDUAL TOP PERFORMERS

PASSING													
J.Herbert	CMP	ATT	YDS	TD	INT	RT	P.Mahomes	CMP	ATT	YDS	TD	INT	RT
J.Herbert	33	48	334	3	1	100.5	P.Mahomes	24	35	235	2	0	106.2

RUSHING												
A.Ekeler	ATT	YDS	AVG	LG	TD	C.Edwards-Helare	ATT	YDS	AVG	LG	TD	
A.Ekeler	14	39	2.8	8	0	C.Edwards-Helare	10	74	7.4	9.5	52	0
J.Kelley	4	22	5.5	8	0	J.McKinnon	4	12	3.0	5	0	

RECEIVING											
M.Williams	REC	YDS	AVG	LG	TD	T.Kelce	REC	YDS	AVG	LG	TD
M.Williams	8	113	14.1	39	1	T.Kelce	5	51	10.2	19	0
G.Everett	6	71	11.8	26	0	Ju.Watson	2	50	25.0	41	1
A.Ekeler	9	55	6.1	21	0	M.Hardman	3	49	16.3	30	0
D.Carter	3	35	11.7	35	0	C.Edwards-Helare	4	44	11.0	21	0

**TACKLES (SOLO) – LAC:** D.James Jr. 9 (6), D.Tranquill 7 (4), J.Jackson 6 (6); **KC:** W.Gay 11 (6), N.Bolton 10 (5), L.Sneed 8 (7).

**SACKS – LAC:** K.Mack 0.5-4.5, D.Tranquill 0.5-4.5; **KC:** C.Jones 2-8.

**INTERCEPTIONS – LAC:** None; **KC:** Ja.Watson 1-99-1.

#### STARTERS

WR.....D.Carter	OLB.....J.Bosa	WR.....J.Smith-Schuster	DE.....F.Clark
LT.....R.Slater	DL.....A.Johnson	LT.....O.Brown	DT.....C.Jones
LG.....M.Feiler	DL.S.Joseph-Day	LG.....J.Thuney	DT.....D.Naadi
CB.....C.Linsley	OLB.....K.Mack	CB.....C.Humphrey	DE.....G.Karlatfis
RG.....Z.Johnson	OLB.....D.Tranquill	RG.....T.Smith	LB.....N.Bolton
RT.....T.Pipkins III	LB.....K.Murray Jr.	RT.....A.Wylie	LB.....W.Gay
TE.....G.Everett	CB.....B.Callahan	TE.....T.Kelce	CB.....Ja.Watson
WR.....J.Palmer	CB.....J.Jackson	WR.....M.Valdes-Scantling	CB.....R.Fenton
WR.....M.Williams	S.....M.Alderley	WR.....M.Hardman	CB.....L.Sneed
QB.....J.Herbert	S.....D.James Jr.	QB.....P.Mahomes	S.....J.Thornhill
RB.....A.Ekeler	CB.....A.Samuel Jr.	RB.....C.Edwards-Helare	S.....J.Reid

COMMUNITY

FRONT OFFICE

VETERANS

DRAFT PICKS & FREE AGENTS

2022 IN REVIEW

RECORDS & FREE AGENTS

GENERAL INFORMATION

# 2022 GAME SUMMARIES

## WEEK 3 vs. JACKSONVILLE



### JAGUARS 38 CHARGERS 10

Sunday, Sept. 25, 2022

SoFi Stadium – Inglewood, Calif.



#### GAME STATISTICS

TEAM	1	2	3	4	OT	F
Jacksonville	0	16	15	7	—	38
L.A. Chargers	0	7	3	0	—	10

#### SCORING SUMMARY

Team	Q	Time	Play
Jaguars	2	14:57	R.Patterson 22 yd. Field Goal (12-63, 5:14)
Jaguars	2	13:52	R.Patterson 23 yd. Field Goal (4-0, 0:49)
Jaguars	2	10:23	Z.Jones 14 yd. pass (R.Patterson kick) (5-28, 1:58)
Chargers	2	6:10	M.Williams 15 yd. pass (D.Hopkins kick) (9-75, 4:13)
Jaguars	2	1:02	R.Patterson 23 yd. Field Goal (11-70, 5:08)
Chargers	3	11:51	D.Hopkins 25 yd. Field Goal (10-68, 3:09)
Jaguars	3	10:38	J.Robinson 50 yd. run (R.Patterson kick) (5-75, 1:13)
Jaguars	3	1:15	C.Kirk 4 yd. pass (14-60, 8:27)
Jaguars	4	4:54	M.Jones 11 yd. pass (R.Patterson kick) (14-68, 9:10)

#### TEAM STATISTICS

	JAX	LAC
FIRST DOWNS:	25	16
TOTAL NET YARDS:	413	312
NET RUSHING YARDS:	151	26
NET PASSING YARDS:	262	286
PENALTIES/YARDS:	2-10	7-54
3RD DOWN EFFICIENCY (%):	8-15 (53.3%)	5-13 (38.5%)
SCORING DRIVES (%):	7-11 (63.6%)	2-10 (20.0%)
PUNTS/NET AVERAGE:	1-56.0	4-43.8
SACKS/YARDS:	1/11	0/0
FUMBLES/LOST:	0/0	1/1
POINTS OFF TURNOVERS:	10	0
AVG. DRIVE START:	OWN 36	OWN 24
TIME OF POSSESSION:	38:27	21:33

#### INDIVIDUAL TOP PERFORMERS



##### PASSING

	CMP	ATT	YDS	TD	INT	RT
J.Herbert	25	45	297	1	0	115.5
T.Lawrence	28	39	262	3	0	115.5

##### RUSHING

	ATT	YDS	AVG	LG	TD
S.Michael	5	22	4.4	8	0
J.Herbert	1	7	7.0	7	0
J.Robinson	17	100	5.9	50	1
T.Etienne	13	45	3.5	9	0

##### RECEIVING

	REC	YDS	AVG	LG	TD
J. Palmer	6	99	16.5	12	0
J.Guyton	2	64	32.0	54	0
A.Ekeler	8	48	6.0	12	0
D.Carter	3	31	10.3	17	0
Z.Jones	10	85	8.5	16	1
C.Kirk	6	72	12.0	35	1
M.Jones	4	33	8.3	11	1
T.Etienne	3	30	10.0	15	0

**TACKLES (SOLO)** – LAC: D.Tranquill 11 (9), M.Davis 10 (8), D.James 9 (4); JAX: F.Oluokun 8 (7), D.Lloyd 7 (5), T.Herndon 6 (5).

**SACKS** – LAC: None; JAX: D.Smoot 1-11.

**INTERCEPTIONS** – LAC: None; JAX: D.Lloyd 1-10-0.

##### STARTERS

WR.....M.Williams	OLB.....K.Mack	WR.....C.Kirk	DL...R.Robertson-Harris
LT.....R.Slater	DL.....A.Johnson	LT.....C.Robinson	DL.....F.Fatukasi
C.....M.Feiler	DL.S.Joseph-Day	LG.....B.Bartch	OLB.....J.Allen
C.....W.Clapp	DL.....M.Fox	C.....L.Fortner	OLB.....T.Walker
RG.....Z.Johnson	LB.....K.Van Noy	RG.....B.Scherff	LB.....F.Oluokun
RT.....T.Pipkins III	LB.....K.Murray Jr.	RT.....J.Taylor	RT.....D.Lloyd
TE.....G.Everett	CB.....B.Callahan	TE.....E.Ingram	CB.....T.Herndon
WR.....J.Palmer	CB.....M.Davis	WR.....M.Jones	CB.....D.Williams
WR...D.Carter	SS.....N.Adderley	WR...Z.Jones	CB...T.Campbell
QB.....J.Herbert	SS.....D.James Jr.	QB.....T.Lawrence	FS.....A.Cisco
RB.....A.Ekeler	CB..A.Samuel Jr.	RB.....J.Robinson	SS.....R.Jenkins

## WEEK 4 AT HOUSTON



### CHARGERS 34 TEXANS 24

Sunday, Oct. 2, 2022

NRG Stadium – Houston, Texas



#### GAME STATISTICS

TEAM	1	2	3	4	OT	F
L.A. Chargers	7	20	0	7	—	34
Houston	0	7	0	10	—	24

#### SCORING SUMMARY

Team	Q	Time	Play
Chargers	1	12:00	G.Everett 18 yd. pass (D.Hopkins kick) (3-25, 1:28)
Chargers	2	12:57	A.Ekeler 10 yd. run (D.Hopkins kick) (9-64, 4:22)
Chargers	2	10:00	A.Ekeler 20 yd. run (D.Hopkins kick) (3-73, 1:18)
Texans	2	9:48	D.Pierce 75 yd. run (K.Fairbairn kick) (1-75, 0:12)
Chargers	2	4:35	D.Hopkins 23 yd. Field Goal (10-77, 5:13)
Chargers	2	0:00	D.Hopkins 37 yd. Field Goal (9-49, 0:57)
Texans	3	1:12	R.Burkhead 8 yd. pass (K.Fairbairn kick) (8-87, 4:30)
Texans	4	10:02	B.Cooks 18 yd. pass (K.Fairbairn kick) (5-93, 2:53)
Texans	4	8:50	K.Fairbairn 40 yd. Field Goal (4-46, 1:28)
Chargers	4	2:28	A.Ekeler 14 yd. pass (D.Hopkins kick) (12-84, 6:02)

#### TEAM STATISTICS

	LAC	HOU
FIRST DOWNS:	22	16
TOTAL NET YARDS:	419	346
NET RUSHING YARDS:	81	131
NET PASSING YARDS:	338	215
PENALTIES/YARDS:	2-10	7-54
3RD DOWN EFFICIENCY (%):	8-16 (50.0%)	4-12 (33.3%)
SCORING DRIVES (%):	6-12 (50.0%)	4-12 (33.3%)
PUNTS/NET AVERAGE:	4-46.3	3-52.0
SACKS/YARDS:	4/31	1/2
FUMBLES/LOST:	2/1	0/0
POINTS OFF TURNOVERS:	7	3
AVG. DRIVE START:	OWN 34	OWN 29
TIME OF POSSESSION:	31:39	28:21

#### INDIVIDUAL TOP PERFORMERS



##### PASSING

	CMP	ATT	YDS	TD	INT	RT
J.Herbert	27	39	340	2	0	113.2
D.Mills	26	35	246	2	2	88.5

##### RUSHING

	ATT	YDS	AVG	LG	TD
A.Ekeler	13	60	4.6	20	2
J.Kelley	4	15	3.8	6	0
D.Pierce	14	131	9.4	78	1

##### RECEIVING

	REC	YDS	AVG	LG	TD
M.Williams	7	120	17.1	50	0
G.Everett	5	61	12.2	18	1
A.Ekeler	6	49	8.2	21	1
M.Bandy	2	49	24.5	25	0
N.Collins	3	82	27.3	58	0
B.Cooks	7	57	8.1	20	1
R.Burkhead	5	39	7.8	13	1
J.Kings	2	33	16.5	30	0

**TACKLES (SOLO)** – LAC: D.Tranquill 11 (6), D.James 6 (3), A.Samuel 5 (5); HOU: S.Nelson 7 (6), K.Grugier-Hill 7 (6), J.Pitre 7 (3).

**SACKS** – LAC: M.Fox 1-10, K.Mack 1-8, J.Tillery 1-7, S.Joseph-Day 1-6; HOU: T.Booker 0.5-1, R.Green 0.5-1.

**INTERCEPTIONS** – LAC: N.Adderley 1-30-0, B.Callahan 1-9-0; HOU: None.

##### STARTERS

WR.....M.Williams	OLB.....K.Mack	WR.....N.Collins	DE.....J.Greenard
LT.....J.Salyer	DL.....A.Johnson	LT.....L.Tunsil	DT.....M.Collins
LG.....M.Feiler	DL.S.Joseph-Day	LG.....K.Green	DT.....R.Lopez
C.....W.Clapp	DL.....K.Van Noy	C.....S.Quessenberry	DE.....J.Hughes
RG.....Z.Johnson	LB.....D.Tranquill	RG.....A.Cann	LB.K.Grugier-Hill
RT.....T.Pipkins III	LB.....K.Murray Jr.	RT.....T.Howard	LB.....C.Kirksey
TE.....G.Everett	CB.....B.Callahan	TE.....O.Howard	LB.....B.Cashman
WR...D.McKitty	CB.....M.Davis	WR...B.Cooks	CB.....D.Stingley
WR...J.Palmer	SS.....N.Adderley	WR...C.Moore	CB.....S.Nelson
QB.....J.Herbert	SS.....D.James Jr.	QB.....D.Mills	S.....J.Pitre
RB.....A.Ekeler	CB..A.Samuel Jr.	RB.....D.Pierce	S.....J.Owens

# 2022 GAME SUMMARIES

## WEEK 5 AT CLEVELAND



### CHARGERS 30

### BROWNS 28

Sunday, Oct. 9, 2022

FirstEnergy Stadium - Cleveland, Ohio



#### GAME STATISTICS

TEAM	1	2	3	4	OT	F
L.A. Chargers	3	14	10	3	0	30
Cleveland	2	7	7	0	-	28

#### SCORING SUMMARY

Team	Q	Time	Play
Browns	1	12:01	N.Chubb 41 yd. run (C.York kick) (5-75, 2:59)
Browns	1	4:01	A.Cooper 11 yd. pass (C.York kick) (9-72, 4:51)
Chargers	1	2:26	T.Bertolet 28 yd. Field Goal (5-66, 1:35)
Chargers	2	13:39	J.Kelley 5 yd. run (T.Bertolet kick) (5-75, 2:02)
Chargers	2	5:51	A.Ekeler 12 yd. pass (T.Bertolet kick) (12-99, 6:00)
Browns	2	2:55	N.Chubb 2 yd. run (C.York kick) (8-75, 2:56)
Chargers	3	10:21	A.Ekeler 22 yd. run (T.Bertolet kick) (9-75, 4:39)
Chargers	3	5:47	T.Bertolet 25 yd. Field Goal (7-23, 3:04)
Browns	3	0:55	K.Hunt 2 yd. run (C.York kick) (11-75, 4:52)
Chargers	4	9:29	T.Bertolet 27 yd. Field Goal (13-66, 6:28)

#### TEAM STATISTICS

	LAC	CLE
FIRST DOWNS:	26	27
TOTAL NET YARDS:	465	443
NET RUSHING YARDS:	238	213
NET PASSING YARDS:	227	230
PENALTIES/YARDS:	4-17	6-65
3RD DOWN EFFICIENCY (%):	3-10 (30.0%)	4-10 (40.0%)
SCORING DRIVES (%):	6-11 (54.5%)	4-10 (40.0%)
SUNTS/NET AVERAGE:	1-37.0	2-59.5
SACKS/YARDS:	0/0	1/1
FUMBLES/LOST:	0/0	0/0
POINTS OFF TURNOVERS:	0	0
AVG. DRIVE START:	OWN 28	OWN 29
TIME OF POSSESSION:	29:58	30:02

#### INDIVIDUAL TOP PERFORMERS



##### PASSING

J.Herbert	CMP	ATT	YDS	TD	INT	RT	J.Brissett	CMP	ATT	YDS	TD	INT	RT
J.Herbert	22	34	228	1	0	93.8	J.Brissett	21	34	230	1	1	79.3

##### RUSHING

A.Ekeler	ATT	YDS	AVG	LG	TD	N.Chubb	ATT	YDS	AVG	LG	TD
A.Ekeler	16	173	10.8	71	1	N.Chubb	17	124	7.9	41	2
J.Kelley	10	49	4.9	16	1	K.Hunt	11	47	4.3	17	0

##### RECEIVING

M.Williams	REC	YDS	AVG	LG	TD	D.Njoku	REC	YDS	AVG	LG	TD
M.Williams	10	134	13.4	38	0	D.Njoku	6	88	14.7	38	0
A.Ekeler	4	26	6.5	12	1	A.Cooper	7	76	10.9	20	1
J.Palmer	3	24	8.0	9	0	D.Peoples-Jones	4	50	12.5	19	0
J.Kelley	2	33	16.5	22	0	K.Hunt	3	10	3.3	6	0

**TACKLES (SOLO) - LAC:** D.James 14 (10), A.Gilman 7 (4), J.Jackson 6 (4); **CLE:** D.Ward 10 (9), J.Phillips 10 (7), G.Delpit 8 (5).

**SACKS - LAC:** None; **CLE:** None.

**INTERCEPTIONS - LAC:** A. Gilman 1-18-0; **CLE:** None.

##### STARTERS

WR.....M.Williams	OLB.....K.Mack	WR.....A.Cooper	DE.....M.Garrett
LT.....J.Salyer	DL.....A.Johnson	LT.....J.Wills	DT.....T.Bryan
LG.....M.Feller	DL.....S.Joseph-Day	LG.....J.Bitonio	DT.....J.Elliott
C.....C.Linsley	OLB.....M.Fox	C.....E.Pocic	DE.....J.Clowney
RG.....Z.Johnson	OLB.....K.Van Noy	RB.....W.Feller	LB.....J.Watson-Kramah
RT.....T.Pipkins III	LB.....D.Tranquill	RT.....J.Conklin	LB.....J.Phillips
TE.....G.Everett	LB.....K.Murray Jr.	TE.....D.Njoku	CB.....D.Ward
WR.....D.Carter	CB.....M.Davis	TE.....H.Bryant	CB.....G.Newsome
WR.....J.Palmer	S.....N.Adderley	TE.....R.Harrison	DB.....R.Harrison
QB.....J.Herbert	S.....D.James Jr.	QB.....J.Brissett	SS.....G.Delpit
RB.....A.Ekeler	CB.....A.Samuel Jr.	RB.....N.Chubb	FS.....J.Johnson

## WEEK 6 vs. DENVER



### CHARGERS 19

### BRONCOS 16

Monday, Oct. 17, 2022

SoFi Stadium - Inglewood, Calif.



#### GAME STATISTICS

TEAM	1	2	3	4	OT	F
Denver	1	3	0	3	0	16
L.A. Chargers	0	10	3	3	0	19

#### SCORING SUMMARY

Team	Q	Time	Play
Broncos	1	7:20	B.McManus 51 yd. Field Goal (8-46, 5:11)
Broncos	1	1:49	G.Dulcich 39 yd. pass (B.McManus kick) (7-84, 3:41)
Chargers	2	9:09	A.Ekeler 6 yd. run (D.Hopkins kick) (15-82, 7:40)
Chargers	2	0:53	D.Hopkins 37 yd. Field Goal (14-69, 6:36)
Broncos	2	0:00	B.McManus 27 yd. Field Goal (7-66, 0:53)
Chargers	3	9:08	D.Hopkins 31 yd. Field Goal (9-60, 4:19)
Broncos	4	8:21	B.McManus 48 yd. Field Goal (4-0, 2:07)
Chargers	4	3:58	D.Hopkins 35 yd. Field Goal (10-58, 4:23)
Chargers	OT	2:38	D.Hopkins 39 yd. Field Goal (4-7, 2:08)

#### TEAM STATISTICS

	DEN	LAC
FIRST DOWNS:	13	24
TOTAL NET YARDS:	258	297
NET RUSHING YARDS:	98	26
NET PASSING YARDS:	160	224
PENALTIES/YARDS:	10-151	9-89
3RD DOWN EFFICIENCY (%):	4-14 (28.6%)	11-22 (50.0%)
SCORING DRIVES (%):	3-11 (27.2%)	5-12 (41.6%)
SUNTS/NET AVERAGE:	7-46.1	4-44.0
SACKS/YARDS:	2/14	4/28
FUMBLES/LOST:	3/1	0/0
POINTS OFF TURNOVERS:	3	3
AVG. DRIVE START:	OWN 29	OWN 27
TIME OF POSSESSION:	28:33	38:49

#### INDIVIDUAL TOP PERFORMERS



##### PASSING

J.Herbert	CMP	ATT	YDS	TD	INT	RT	R.Wilson	CMP	ATT	YDS	TD	INT	RT
J.Herbert	37	57	238	0	1	66.3	R.Wilson	15	28	188	1	0	86.6

##### RUSHING

A.Ekeler	ATT	YDS	AVG	LG	TD	M.Murray	ATT	YDS	AVG	LG	TD
A.Ekeler	14	36	2.6	11	1	M.Murray	15	66	4.4	14	0
S.Michel	8	28	3.5	7	0	R.Wilson	4	23	5.8	10	0

##### RECEIVING

J.Palmer	REC	YDS	AVG	LG	TD	J.Jeudy	REC	YDS	AVG	LG	TD
J.Palmer	6	99	16.5	12	0	J.Jeudy	3	54	18.0	37	0
J.Guyton	2	64	32.0	54	0	G.Dulcich	2	44	22.0	39	1
A.Ekeler	8	48	6.0	12	0	K.Hamer	2	44	22.0	47	0
D.Carter	3	31	10.3	17	0	E.Tomlinson	1	16	16.0	16	0

**TACKLES (SOLO) - LAC:** D.James 10 (6), D.Tranquill 8 (6), K.Mack 5 (4); **DEN:** A.Singleton 21 (19), J.Griffith 10 (7), K.Jackson 8 (3).

**SACKS - LAC:** D.Tranquill 2-13, D.James 1-11, K.Mack 1-4; **DEN:** B.Browning 1-7, M.Henningsen 1-7.

**INTERCEPTIONS - LAC:** None; **DEN:** B.Browning 1(-6)-0.

##### STARTERS

WR.....M.Williams	OLB.....K.Mack	WR.....C.Sutton	DE.....D.Jones
LT.....J.Salyer	DL.....A.Johnson	LT.....C.Anderson	DT.....D.Jones
LG.....M.Feller	DL.....S.Joseph-Day	LG.....D.Risner	DE.....D.Williams
C.....W.Clapp	OLB.....M.Fox	C.....D.Cushenberry	SLB.....B.Chubb
RG.....Z.Johnson	OLB.....K.Van Noy	RG.....G.Meinerz	OLB.....B.Browning
RT.....T.Pipkins III	LB.....K.Murray Jr.	RT.....C.Fieming	ILB.....J.Griffith
TE.....T.McKitty	LB.....D.Tranquill	TE.....E.Tomlinson	ILB.....A.Singleton
WR.....J.Palmer	CB.....J.Jackson	WR.....J.Jeudy	LCB.....P.Surtain
WR.....Z.Horvath	S.....N.Adderley	TE.....A.Beck	RCB.....D.Mathis
QB.....J.Herbert	S.....D.James Jr.	QB.....R.Wilson	S.....K.Jackson
RB.....A.Ekeler	CB.....A.Samuel Jr.	RB.....M.Gordon	S.....J.Simmons

# 2022 GAME SUMMARIES

## WEEK 7 vs. SEATTLE



### SEAHAWKS 37

### CHARGERS 33

Sunday, Oct. 23, 2022

SoFi Stadium – Inglewood, Calif.



#### GAME STATISTICS

TEAM	1	2	3	4	OT	F
Seattle	17	7	3	10	—	37
L.A. Chargers	0	14	0	9	—	23

#### SCORING SUMMARY

Team	Q	Time	Play
Seahawks	1	7:29	M.Goodwin 20 yd. pass (J.Myers kick) (8-68, 4:11)
Seahawks	1	4:17	K.Walker 12 yd. run (J.Myers kick) (4-43, 1:09)
Seahawks	1	1:08	J.Myers 46 yd. Field Goal (4-9, 1:26)
Chargers	2	12:44	A.Ekeler 7 yd. run (T.Bertolet kick) (8-75, 3:24)
Chargers	2	9:37	M.Williams 13 yd. pass (T.Bertolet kick) (6-33, 2:23)
Seahawks	2	1:40	M.Goodwin 23 yd. pass (J.Myers kick) (7-73, 2:43)
Seahawks	3	1:06	J.Myers 34 yd. Field Goal (17-77, 10:20)
Chargers	4	14:17	K.Walker fumbled in E2 by Joseph/Reeder for Safety
Seahawks	4	9:09	J.Myers 50 yd. Field Goal (7-31, 3:38)
Seahawks	4	6:56	K.Walker 74 yd. run (J.Myers kick) (1-74, 0:12)
Chargers	4	3:22	A.Ekeler 1 yd. pass from J.Herbert (11-75, 3:34)

#### TEAM STATISTICS

	SEA	LAC
FIRST DOWNS:	24	21
TOTAL NET YARDS:	404	329
NET RUSHING YARDS:	214	53
NET PASSING YARDS:	190	276
PENALTIES/YARDS:	7-70	7-70
3RD DOWN EFFICIENCY (%):	5-9 (55.6%)	5-15 (33.3%)
SCORING DRIVES (%):	6-13 (46.2%)	3-12 (25.0%)
PUNTS/NET AVERAGE:	1-46.0	5-45.6
SACKS/YARDS:	3/17	2/20
FUMBLES/LOST:	1/1	2/2
POINTS OFF TURNOVERS:	7	7
AVG. DRIVE START:	OWN 31	OWN 32
TIME OF POSSESSION:	33:57	26:03

#### INDIVIDUAL TOP PERFORMERS



##### PASSING

J.Herbert	CHP	ATT	YDS	TD	INT	RT	G.Smith	CHP	ATT	YDS	TD	INT	RT
33	51	293	2	1	84.9	20	27	210	2	1	105.5		

##### RUSHING

A.Ekeler	ATT	YDS	AVG	LG	TD	K.Walker	ATT	YDS	AVG	LG	TD
9	31	3.4	13	1	23	23	168	7.5	74	2	2
J.Herbert	3	22	7.3	14	0	D.Dallas	6	35	5.8	11	0

##### RECEIVING

A.Ekeler	REC	YDS	AVG	LG	TD	M.Goodwin	REC	YDS	AVG	LG	TD
12	96	8.0	23	1	23	4	67	16.8	23	2	2
M.Williams	7	86	12.3	21	1	T.Lockett	7	45	6.4	14	0
G.Everett	5	63	12.6	24	0	W.Dissly	4	45	11.3	16	0
D.Carter	3	37	12.3	22	0	C.Parkinson	1	28	28.0	28	0

**TACKLES (SOLO) – LAC:** D.James 8 (4), N.Aderley 7 (7), D.Tranquill 7 (7); **SEA:** J.Brooks 8 (7), R.Neal 7 (6), C.Bryant 6 (5).

**SACKS – LAC:** A.Johnson 1-10, M.Fox 1-10; **SEA:** D.Taylor 1-9, Q.Jefferson 1-8, A.Woods 1-0.

**INTERCEPTIONS – LAC:** K.Murray 1-16-0; **SEA:** R.Neal 1-13-0.

##### STARTERS

WR.....M.Williams	OLB.....K.Mack	I.WR....D.Metcalf	OLB.....U.Nwosu
LT.....J.Salyer	DL.....A.Johnson	LT.....C.Cross	DE.....S.Harris
LG.....M.Feiler	DL.S.Joseph-Day	LG.....C.Lewis	DT.....A.Woods
C.....C.Linsley	OLB.....K.Van Noy	C.....A.Blythe	DE.....P.Ford
RG....Z.Johnson	LB.....D.Tranquill	RG.....P.Haynes	OLB.....B.Hafe
RT.....T.Pipkins III	LB.....K.Murray Jr.	RT.....A.Lucas	ILB.....J.Brooks
TE.....T.McKitty	CB.....B.Callahan	TE.....N.Dissly	CB.....C.Bryant
WR.....M.Williams	CB.....J.Jackson	TE.....N.Fant	LCB.....M.Jackson
WR.....D.Carter	S.....N.Aderley	WR.....T.Lockett	RCB.....T.Woolen
QB.....J.Herbert	S.....D.James Jr.	QB.....G.Smith	SS.....R.Neal
RB.....A.Ekeler	CB.....A.Samuel Jr.	RB.....K.Walker	FS.....Q.Diggs

## WEEK 9 at ATLANTA



### CHARGERS 20

### FALCONS 17

Sunday, Nov. 6, 2022

Mercedes-Benz Stadium – Atlanta, Ga.



#### GAME STATISTICS

TEAM	1	2	3	4	OT	F
L.A. Chargers	0	14	0	6	—	20
Atlanta	0	0	7	0	—	17

#### SCORING SUMMARY

Team	Q	Time	Play
Falcons	1	10:40	C.Patterson 1 yd. run (Y.Koo kick) (8-75, 4:20)
Falcons	1	0:52	Y.Koo 29 yd. Field Goal (4-70, 8:22)
Chargers	2	4:38	A.Ekeler 2 yd. run (C.Dicker kick) (15-83, 8:35)
Chargers	2	0:32	A.Ekeler 1 yd. pass (C.Dicker kick) (10-63, 1:56)
Falcons	3	3:44	C.Patterson 3 yd. run (Y.Koo kick) (10-53, 4:43)
Falcons	4	5:27	C.Dicker 31 yd. Field Goal (14-47, 6:45)
Chargers	4	0:00	C.Dicker 37 yd. Field Goal (3-24, 0:34)

#### TEAM STATISTICS

	LAC	ATL
FIRST DOWNS:	19	19
TOTAL NET YARDS:	336	315
NET RUSHING YARDS:	91	201
NET PASSING YARDS:	245	114
PENALTIES/YARDS:	5-45	2-15
3RD DOWN EFFICIENCY (%):	4-10 (40.0%)	5-11 (45.5%)
SCORING DRIVES (%):	6-11 (54.5%)	3-11 (27.3%)
PUNTS/NET AVERAGE:	4-42.0	4-51.0
SACKS/YARDS:	2/15	0/0
FUMBLES/LOST:	1/1	2/2
POINTS OFF TURNOVERS:	3	7
AVG. DRIVE START:	OWN 33	OWN 28
TIME OF POSSESSION:	28:11	31:49

#### INDIVIDUAL TOP PERFORMERS



##### PASSING

J.Herbert	CHP	ATT	YDS	TD	INT	RT	M.Mariota	CHP	ATT	YDS	TD	INT	RT
30	43	245	1	1	82.0	12	23	129	0	0	68.9		

##### RUSHING

A.Ekeler	ATT	YDS	AVG	LG	TD	T.Allgeier	ATT	YDS	AVG	LG	TD
14	47	3.4	9	1	0	10	99	9.9	44	0	0
I.Spiller	7	29	4.1	7	0	C.Patterson	13	44	3.4	7	2

##### RECEIVING

J.Palmer	REC	YDS	AVG	LG	TD	K.Pitts	REC	YDS	AVG	LG	TD
8	106	13.3	25	0	0	1	27	13.5	18	0	
D.Carter	5	53	10.6	23	0	T.Allgeier	1	24	24.0	24	0
G.Everett	5	36	7.2	16	0	D.London	3	23	7.7	12	0
M.Bandy	5	26	5.2	11	0	O.Zaccheaus	2	19	9.5	15	0

**TACKLES (SOLO) – LAC:** D.Tranquill 10 (8), D.James 9 (4), M.Davis 7 (4); **ATL:** R.Evans 12 (6), R.Neal 11 (5), C.Armstrong 9 (5).

**SACKS – LAC:** D.James 1-8, D.Tranquill 1-7; **ATL:** None.

**INTERCEPTIONS – LAC:** None; **ATL:** R.Grant 10-0.

##### STARTERS

WR....J.Palmer	OLB.....K.Mack	I.WR....D.London	OLB..A.Ogundeji
LT.....J.Salyer	DL.....A.Johnson	LT.....J.Matthews	DL.....G.Jarrett
LG.....M.Feiler	DL.S.Joseph-Day	LG.....M.Hennessey	DL.....T.Graham
C.....C.Linsley	OLB.....M.Fox	C.....D.Dalman	OLB.....L.Carter
RG....Z.Johnson	OLB.....K.Van Noy	RG.....C.Lindstrom	OLB.....R.Evans
RT.....T.Pipkins III	LB.....D.Tranquill	RT.....C.McCoy	LB.....M.Walker
TE.....T.McKitty	CB.....B.Callahan	TE.....D.Kitts	DB..C.Armstrong
WR....D.Carter	CB.....M.Davis	WR....D.London	CB.....I.Oliver
WR....M.Bandy	S.....N.Aderley	WR....O.Zaccheaus	SS.....R.Grant
QB.....J.Herbert	S.....D.James Jr.	QB.....M.Mariota	FS.....J.Hawkins
RB.....A.Ekeler	CB.....A.Samuel Jr.	RB.....C.Patterson	CB.....D.Hall

# 2022 GAME SUMMARIES

## WEEK 10 AT SAN FRANCISCO



### 49ERS 22 CHARGERS 16

Sunday, Nov. 13, 2022

Levi's Stadium - Santa Clara, Calif.



#### GAME STATISTICS

TEAM	1	2	3	4	OT	F
L.A. Chargers	1	2	3	4	—	16
San Francisco	3	7	0	9	—	22

#### SCORING SUMMARY

Team	Q	Time	Play
Chargers	1	11:35	D.Carter 32 yd. pass (C.Dicker kick) (7-75, 3:25)
49ers	1	4:10	R.Gould 20 yd. Field Goal (14-67, 7:25)
Chargers	2	14:52	C.Dicker 47 yd. Field Goal (4-3, 0:42)
Chargers	2	6:42	C.Dicker 25 yd. Field Goal (9-39, 3:43)
49ers	2	1:57	J.Garoppolo 1 yd. run (R.Gould kick) (9-75, 4:45)
Chargers	2	0:00	C.Dicker 40 yd. Field Goal (11-54, 1:57)
49ers	3	8:52	R.Gould 26 yd. Field Goal (12-67, 6:08)
49ers	4	7:54	C.McCaffrey 2 yd. run (kick failed, wr) (14-77, 6:59)
49ers	4	0:58	R.Gould 20 yd. Field Goal (4-6, 0:19)

#### TEAM STATISTICS

	LAC	SF
FIRST DOWNS:	12	22
TOTAL NET YARDS:	238	387
NET RUSHING YARDS:	51	157
NET PASSING YARDS:	187	230
PENALTIES/YARDS:	1-5	5-52
3RD DOWN EFFICIENCY (%):	6-16 (35.7%)	9-17 (52.9%)
SCORING DRIVES (%):	4-11 (36.3%)	5-11 (45.4%)
PUNTS/NET AVERAGE:	5-36.0	4-33.0
SACKS/YARDS:	1/10	3/9
FUMBLES/LOST:	1/0	1/1
POINTS OFF TURNOVERS:	3	0
AVG. DRIVE START:	OWN 28	OWN 34
TIME OF POSSESSION:	23:01	36:59

#### INDIVIDUAL TOP PERFORMERS



##### PASSING

	CHP	ATT	YDS	TD	INT	RT		CHP	ATT	YDS	TD	INT	RT	
J.Herbert	21	35	196	1	1	73.0		J.Garoppolo	19	28	240	0	0	94.3
C.Daniel	0	2	0	0	0	39.6								

##### RUSHING

	ATT	YDS	AVG	LG	TD		ATT	YDS	AVG	LG	TD	
A.Ekeler	6	24	4.0	12	0		E.Mitchell	18	89	4.9	12	0
J.Herbert	5	22	4.4	11	0		C.McCaffrey	14	38	2.7	12	1

##### RECEIVING

	REC	YDS	AVG	LG	TD		REC	YDS	AVG	LG	TD	
D.Carter	4	64	16.0	33	1		B.Allyuk	6	84	14.0	24	0
J.Palmer	3	44	14.7	25	0		J.Jennings	4	40	10.0	12	0
A.Ekeler	7	39	5.6	14	0		C.McCaffrey	39	9.8	21	0	
G.Everett	2	23	11.5	17	0		R.McCloud	1	33	33.0	33	0

**TACKLES (SOLO) - LAC:** D.Tranquill 15 (7), D.James 13 (7), A.Aderley 7 (3); **SF:** D.Greenlaw 7 (6), F.Warner 7 (4), N.Bosa 4 (4), J.Ward 4 (4).

**SACKS - LAC:** K.Mack 1-10; **SF:** C.Omenihu 1-7, N.Bosa 1-1, J.Willis 1-1.

**INTERCEPTIONS - LAC:** None; **SF:** T.Hufanga 1-6-0.

##### STARTERS

WR.....J.Palmer	OLB.....K.Mack	WR.....B.Allyuk	DL.....C.Omenihu
LT.....J.Salyer	DL.....S.Joseph-Day	LT.....T.Williams	LDT.....K.Givens
LG.....M.Feiler	DL.....O.Ogbonnia	LT.....A.Banks	RT.....H.Ridgeway
C.....C.Linsley	OLB.....K.Van Noy	C.....C.Brendel	RDE.....N.Bosa
RG.....Z.Johnson	LB.....K.Murray Jr.	RB.....S.Burford	MIKE.....F.Warner
TE.....F.Sarell	LB.....D.Tranquill	TE.....M.McGlinchey	LB.....D.Greenlaw
RT.....G.Everett	CB.....M.Davis	TE.....G.Kittle	LCB.....D.Lenoir
WR.....D.Carter	S.....J.Woods	TE.....T.Kroft	RCB.....C.Ward
WR.....M.Bandy	S.....N.Aderley	WR.....D.Samuel	FB.....J.Ward
QB.....J.Herbert	S.....D.James Jr.	QB.....J.Garoppolo	S.....T.Gipson
RB.....A.Ekeler	CB.....A.Samuel Jr.	RB.....C.McCaffrey	SS.....T.Hufanga

## WEEK 11 vs. KANSAS CITY



### CHIEFS 30 CHARGERS 27

Sunday, Nov. 20, 2022

SoFi Stadium - Inglewood, Calif.



#### GAME STATISTICS

TEAM	1	2	3	4	OT	F
Kansas City	1	2	3	4	—	30
L.A. Chargers	10	10	0	7	—	27

#### SCORING SUMMARY

Team	Q	Time	Play
Chiefs	1	10:54	H.Butker 33 yd. Field Goal (11-60, 4:06)
Chargers	1	9:33	J.Palmer 50 yd. pass (C.Dicker kick) (3-75, 1:21)
Chiefs	1	5:58	H.Butker 52 yd. Field Goal (7-41, 3:55)
Chargers	1	2:35	C.Dicker 46 yd. Field Goal (9-47, 3:23)
Chiefs	2	14:13	T.Kelce 4 yd. pass (H.Butker kick) (7-75, 3:22)
Chargers	2	3:31	A.Ekeler 1 yd. run (C.Dicker kick) (13-70, 7:03)
Chargers	2	0:14	C.Dicker 21 yd. Field Goal (9-58, 2:27)
Chiefs	3	6:22	H.Butker 30 yd. Field Goal (9-56, 4:50)
Chiefs	4	14:50	T.Kelce 32 yd. pass (H.Butker kick) (10-86, 4:55)
Chargers	4	1:46	J.Palmer 6 yd. pass (C.Dicker kick) (10-64, 5:01)
Chiefs	4	0:31	T.Kelce 17 yd. pass (H.Butker kick) (6-75, 1:15)

#### TEAM STATISTICS

	KC	LAC
FIRST DOWNS:	23	22
TOTAL NET YARDS:	485	365
NET RUSHING YARDS:	163	115
NET PASSING YARDS:	322	250
PENALTIES/YARDS:	4-54	4-2
3RD DOWN EFFICIENCY (%):	5-10 (50.0%)	8-14 (57.1%)
SCORING DRIVES (%):	6-11 (54.5%)	5-10 (50.0%)
PUNTS/NET AVERAGE:	2-46.0	3-49.0
SACKS/YARDS:	5/50	1/7
FUMBLES/LOST:	2/1	1/1
POINTS OFF TURNOVERS:	0	7
AVG. DRIVE START:	OWN 26	OWN 27
TIME OF POSSESSION:	27:41	32:19

#### INDIVIDUAL TOP PERFORMERS



##### PASSING

	CHP	ATT	YDS	TD	INT	RT		CHP	ATT	YDS	TD	INT	RT	
J.Herbert	23	30	280	2	1	113.2		P.Mahomes	20	34	329	3	0	120.8

##### RUSHING

	ATT	YDS	AVG	LG	TD		ATT	YDS	AVG	LG	TD	
A.Ekeler	19	83	4.4	9	1		I.Pacheco	15	107	7.1	28	0
J.Herbert	5	17	3.4	7	0		J.McKinnon	6	24	4.0	7	0

##### RECEIVING

	REC	YDS	AVG	LG	TD		REC	YDS	AVG	LG	TD	
J.Palmer	8	106	13.3	50	2		T.Kelce	6	114	19.2	34	3
K.Allen	5	94	18.8	46	0		Ju.Watson	3	67	22.3	29	0
D.Carter	3	33	11.0	20	0		S.Moore	5	63	12.6	18	0
A.Ekeler	2	17	8.5	11	0		F.Fortson	2	51	25.5	40	0

**TACKLES (SOLO) - LAC:** D.Tranquill 7 (6), D.James Jr 7 (4), B.Callahan 6 (6); **KC:** N.Bolton 14 (10), W.Gay 11 (7), J.Williams 6 (4).

**SACKS - LAC:** D.James Jr 1-7; **KC:** M.Danna 2-17, C.Jones 2-7, W.Gay 1-6.

**INTERCEPTIONS - LAC:** None; **KC:** N.Bolton 1-0-0.

##### STARTERS

WR.....K.Allen	OLB.....K.Mack	TE.....T.Kelce	DE.....F.Clark
LT.....J.Salyer	DL.....S.Joseph-Day	LT.....O.Brown	DT.....C.Jones
LG.....M.Feiler	DL.....M.Fox	LG.....J.Thuney	DE.....D.Nadi
C.....C.Linsley	OLB.....K.Van Noy	C.....C.Humphrey	DT.....G.Karafatis
RG.....Z.Johnson	LB.....D.Tranquill	RG.....T.Smith	LB.....L.Chenal
TE.....T.Pipkins III	LB.....K.Murray Jr.	RT.....N.Gway	LB.....N.Bolton
WR.....R.Rodgers	CB.....B.Callahan	RT.....N.Wylie	LB.....W.Gay
WR.....M.Williams	CB.....M.Davis	TE.....J.Fortson	CB.....L.Sneed
FB.....Z.Horvath	S.....N.Aderley	WR.....Ju.Watson	CB.....T.McDuffie
QB.....J.Herbert	S.....D.James Jr.	QB.....P.Mahomes	S.....J.Thornhill
RB.....A.Ekeler	CB.....A.Samuel Jr.	RB.....I.Pacheco	S.....J.Reid



# 2022 GAME SUMMARIES

## WEEK 12 AT ARIZONA



### CHARGERS 25 CARDINALS 22

Sunday, Nov. 27, 2022

State Farm Stadium – Glendale, Ariz.



#### GAME STATISTICS

TEAM	1	2	3	4	OT	F
L.A. Chargers	0	14	3	4	8	25
Arizona	7	10	0	7	—	24

#### SCORING SUMMARY

Team	Q	Time	Play
Cardinals	1	2:33	D.Hopkins 33 yd. pass (M.Prater kick) (10-82, 6:32)
Cardinals	2	14:03	M.Prater 43 yd. Field Goal (7-19, 2:48)
Chargers	2	8:51	K.Allen 2 yd. pass (C.Dicker kick) (11-75, 5:12)
Chargers	2	4:28	D.Carter 33 yd. pass (C.Dicker kick) (5-56, 2:35)
Cardinals	2	0:12	K.Murray 5 yd. run (M.Prater kick) (14-75, 4:16)
Chargers	3	4:28	C.Dicker 26 yd. Field Goal (14-53, 6:33)
Cardinals	4	13:31	J.Conner 6 yd. pass (M.Prater kick) (11-75, 5:57)
Chargers	4	0:15	A.Ekeler 1 yd. pass from J.Herbert (7-38, 1:33)

#### TEAM STATISTICS

	LAC	ARI
FIRST DOWNS:	22	20
TOTAL NET YARDS:	311	366
NET RUSHING YARDS:	65	181
NET PASSING YARDS:	246	185
PENALTIES/YARDS:	4-30	3-19
3RD DOWN EFFICIENCY (%):	6-13 (46.2%)	7-13 (53.8%)
SCORING DRIVES (%):	4-11 (36.3%)	4-11 (36.3%)
PUNTS/NET AVERAGE:	6-39.0	5-50.0
SACKS/YARDS:	—/0	—/0
FUMBLES/LOST:	1/0	1/1
POINTS OFF TURNOVERS:	7	0
AVG. DRIVE START:	OWN 35	OWN 24
TIME OF POSSESSION:	29:25	30:35

#### INDIVIDUAL TOP PERFORMERS



##### PASSING

J.Herbert	CHP	ATT	YDS	TD	INT	RT	K.Murray	CHP	ATT	YDS	TD	INT	RT
J.Herbert	35	47	274	3	0	109.7	K.Murray	18	29	191	2	1	89.9

##### RUSHING

J.Herbert	ATT	YDS	AVG	LG	TD	J.Conner	ATT	YDS	AVG	LG	TD
J.Herbert	4	58	9.5	25	0	J.Conner	25	120	4.8	20	0
A.Ekeler	5	20	4.0	9	0	K.Murray	7	56	8.0	18	1

##### RECEIVING

D.Carter	REC	YDS	AVG	LG	TD	D.Hopkins	REC	YDS	AVG	LG	TD
D.Carter	7	75	10.4	33	1	D.Hopkins	4	87	21.8	33	1
A.Ekeler	11	60	5.5	12	1	M.Brown	6	46	7.7	13	0
J.Palmer	5	56	11.2	18	0	J.Conner	3	20	6.7	9	1
K.Allen	5	49	9.8	16	1	R.Anderson	1	17	17.0	17	0

**TACKLES (SOLO)** - LAC: A.Gilman 10 (5), D.Tranquill 9 (7), D.James Jr. 8 (5); ARI: I.Simmons 8 (8), M.Wilson 8 (7), A.Hamilton 5 (5).

**SACKS** - LAC: M.Davis 1-6; ARI: I.Simmons 1-13, J.Watt 1-8, Z.Allen 1-4, C.Thomas 1-3.

**INTERCEPTIONS** - LAC: D.James Jr. 1-0-0; ARI: None.

##### STARTERS

WR.....K.Allen	OLB.....K.Mack	WR.....D.Hopkins	DE.....J.Watt
LT.....J.Salyer	DL.S.Joseph-Day	LT.....Z.Allen	DT.....Z.Allen
LG.....M.Feiler	OLB.....M.Fox	LG.....R.Coward	LB.....B.Niemann
C.....C.Linsley	OLB.....K.Van Noy	C.....B.Price	OLB.....M.Sanders
RG.....Z.Johnson	LB.....K.Murray Jr.	RG.....M.Garcia	OLB.....M.Golden
RT.....T.Pipkins	LB.....D.Tranquill	RT.....K.Beachum	ILB.....I.Simmons
TE.....T.McKitty	CB.....M.Davis	TE.....T.McBride	ILB.....Z.Collins
WR.....D.Carter	CB.....C.Callahan	WR.....M.Brown	CB.....A.Hamilton
WR.....J.Palmer	S.....D.James Jr.	WR.....A.Green	CB.....M.Wilson
QB.....J.Herbert	CB.....A.Samuel Jr.	QB.....K.Murray	S.....J.Thompson
QB.....A.Ekeler		RB.....J.Conner	S.....B.Baker

## WEEK 13 AT LAS VEGAS



### RAIDERS 27 CHARGERS 20

Sunday, Dec. 4, 2022

Allegiant Stadium – Paradise, Nev.



#### GAME STATISTICS

TEAM	1	2	3	4	OT	F
L.A. Chargers	7	6	0	7	—	20
Las Vegas	0	10	14	3	—	27

#### SCORING SUMMARY

Team	Q	Time	Play
Chargers	3	5:07	B.Callahan 26 yd. INT return (C.Dicker kick)
Chargers	2	11:37	C.Dicker 37 yd. Field Goal (13-61, 6:35)
Raiders	2	7:52	J.Jacobs 20 yd. run (D.Carson kick) (8-75, 3:45)
Raiders	2	2:17	D.Carson 55 yd. Field Goal (8-42, 3:22)
Chargers	2	0:27	C.Dicker 34 yd. Field Goal (12-59, 1:50)
Raiders	3	14:28	D.Adams 31 yd. pass (D.Carson kick) (1-31, 0:08)
Raiders	3	0:53	D.Adams 45 yd. pass (D.Carson kick) (2-58, 0:32)
Raiders	4	14:49	D.Carson 25 yd. Field Goal (14-74, 8:40)
Chargers	4	8:34	K.Allen 35 yd. pass (C.Dicker kick) (12-78, 6:15)

#### TEAM STATISTICS

	LAC	LV
FIRST DOWNS:	22	21
TOTAL NET YARDS:	386	404
NET RUSHING YARDS:	72	154
NET PASSING YARDS:	314	250
PENALTIES/YARDS:	4-20	3-15
3RD DOWN EFFICIENCY (%):	5-16 (31.3%)	3-10 (30.0%)
SCORING DRIVES (%):	5-12 (41.7%)	5-12 (41.7%)
PUNTS/NET AVERAGE:	3-45.3	4-45.3
SACKS/YARDS:	0/0	5/21
FUMBLES/LOST:	3/1	1/1
POINTS OFF TURNOVERS:	7	7
AVG. DRIVE START:	OWN 26	OWN 28
TIME OF POSSESSION:	30:44	29:16

#### INDIVIDUAL TOP PERFORMERS



##### PASSING

J.Herbert	CHP	ATT	YDS	TD	INT	RT	D.Carr	CHP	ATT	YDS	TD	INT	RT
J.Herbert	28	47	335	1	0	88.5	D.Carr	16	30	250	2	1	89.6

##### RUSHING

A.Ekeler	ATT	YDS	AVG	LG	TD	J.Jacobs	ATT	YDS	AVG	LG	TD
A.Ekeler	10	35	3.5	9	0	J.Jacobs	26	144	5.5	20	1
J.Kelley	7	30	4.3	7	0	Z.White	2	6	3.0	3	0

##### RECEIVING

K.Allen	REC	YDS	AVG	LG	TD	D.Adams	REC	YDS	AVG	LG	TD
K.Allen	6	88	14.7	35	1	D.Adams	8	177	22.1	45	2
G.Everett	5	80	16.0	19	0	M.Hillins	5	35	7.0	14	0
J.Palmer	7	60	8.6	15	0	J.Jacobs	2	6	3.0	5	0
A.Ekeler	5	67	14.3	18	0	F.Moreau	1	32	32.0	32	0

**TACKLES (SOLO)** - LAC: B.Callahan 6 (4), N.Adderley 6 (3), D.James Jr. 6 (3); LV: N.Hobbs 8 (8), D.Perryman 7 (2), C.Jones 6 (5).

**SACKS** - LAC: None; LV: C.Jones 3-9, I.Pola-Mao 1-9, M.Butler 0.5-1.5, C.Ferrell 0.5-1.5.

**INTERCEPTIONS** - LAC: B.Callahan 1-26-1; LV: None.

##### STARTERS

WR.....K.Allen	OLB.....K.Mack	WR.....D.Hopkins	DE.....C.Jones
LT.....J.Salyer <td>DL.S.Joseph-Day</td> <td>LT.....D.Adams</td> <td>DT.....B.Nichols</td>	DL.S.Joseph-Day	LT.....D.Adams	DT.....B.Nichols
LG.....M.Feiler <td>OLB.....M.Fox</td> <td>LG.....D.Parham</td> <td>DT.....J.Tillery</td>	OLB.....M.Fox	LG.....D.Parham	DT.....J.Tillery
C.....M.Clapp <td>OLB.....K.Van Noy</td> <td>C.....A.James</td> <td>DE.....M.Crosby</td>	OLB.....K.Van Noy	C.....A.James	DE.....M.Crosby
RG.....Z.Johnson <td>LB.....K.Murray Jr. <td>RG.....A.Bars</td> <td>LB.....D.Perryman</td> </td>	LB.....K.Murray Jr. <td>RG.....A.Bars</td> <td>LB.....D.Perryman</td>	RG.....A.Bars	LB.....D.Perryman
RT.....F.Sarell <td>LB.....D.Tranquill <td>RT.....J.Eliumunor <td>LB.....J.Brown</td> </td></td>	LB.....D.Tranquill <td>RT.....J.Eliumunor <td>LB.....J.Brown</td> </td>	RT.....J.Eliumunor <td>LB.....J.Brown</td>	LB.....J.Brown
TE.....G.Everett <td>CB.....M.Davis</td> <td>T.....T.Munford <td>CB.....N.Hobbs</td> </td>	CB.....M.Davis	T.....T.Munford <td>CB.....N.Hobbs</td>	CB.....N.Hobbs
WR.....J.Palmer <td>CB.....B.Callahan <td>TE.....F.Moreau <td>CB.....R.Ya-Sin</td> </td></td>	CB.....B.Callahan <td>TE.....F.Moreau <td>CB.....R.Ya-Sin</td> </td>	TE.....F.Moreau <td>CB.....R.Ya-Sin</td>	CB.....R.Ya-Sin
WR.....S.Smartt <td>S.....N.Adderley <td>WR.....M.Hollins</td> <td>S.....R.Teano</td> </td>	S.....N.Adderley <td>WR.....M.Hollins</td> <td>S.....R.Teano</td>	WR.....M.Hollins	S.....R.Teano
QB.....J.Herbert <td>S.....D.James Jr. <td>QB.....D.Carr <td>S.....T.Moerig</td> </td></td>	S.....D.James Jr. <td>QB.....D.Carr <td>S.....T.Moerig</td> </td>	QB.....D.Carr <td>S.....T.Moerig</td>	S.....T.Moerig
RB.....A.Ekeler <td>CB.....A.Samuel Jr. <td>RB.....J.Jacobs <td>S.....D.Harmon</td> </td></td>	CB.....A.Samuel Jr. <td>RB.....J.Jacobs <td>S.....D.Harmon</td> </td>	RB.....J.Jacobs <td>S.....D.Harmon</td>	S.....D.Harmon

COMMUNITY

FRONT OFFICE

VETERANS

DRAFT PICKS & FREE AGENTS

2022 IN REVIEW

RECORDS & HISTORY

GENERAL INFORMATION

# 2022 GAME SUMMARIES

## WEEK 14 vs. MIAMI



### CHARGERS 23

### DOLPHINS 17

Sunday, Dec. 11, 2022

SoFi Stadium - Inglewood, Calif.



#### GAME STATISTICS

TEAM	1	2	3	4	OT	F
Miami	0	7	7	3	—	17
L.A. Chargers	0	17	3	3	—	23

#### SCORING SUMMARY

Team	Q	Time	Play
Chargers	2	14:14	C.Dicker 33 yd. Field Goal (9-42, 3:22)
Chargers	2	9:49	M.Williams 10 yd. pass (C.Dicker kick) (5-43, 2:52)
Dolphins	2	8:45	T.Hill 57 yd. fumble rec. (J.Sanders kick) (3-75, 1:04)
Chargers	2	0:18	A.Ekeler 1 yd. run (C.Dicker kick) (13-90, 3:45)
Dolphins	3	6:23	T.Hill 60 yd. pass (J.Sanders kick) (5-76, 2:42)
Chargers	3	4:18	C.Dicker 31 yd. Field Goal (6-72, 2:05)
Chargers	4	2:40	C.Dicker 28 yd. Field Goal (17-79, 8:39)
Dolphins	4	1:10	J.Sanders 55 yd. Field Goal (7-38, 1:30)

#### TEAM STATISTICS

	MIA	LAC
FIRST DOWNS:	14	24
TOTAL NET YARDS:	219	432
NET RUSHING YARDS:	92	82
NET PASSING YARDS:	127	350
PENALTIES/YARDS:	6-50	6-40
3RD DOWN EFFICIENCY (%):	3-11 (27.2%)	9-18 (50.0%)
SCORING DRIVES (%):	3-11 (27.2%)	5-11 (45.4%)
PUNTS/NET AVERAGE:	7-46.7	4-44.0
SACKS/YARDS:	4/17	2/18
FUMBLES/LOST:	1/0	1/0
POINTS OFF TURNOVERS:	7	0
AVG. DRIVE START:	OWN 23	OWN 27
TIME OF POSSESSION:	20:22	39:38

#### INDIVIDUAL TOP PERFORMERS



##### PASSING

	CMP	ATT	YDS	TD	INT	RT		CMP	ATT	YDS	TD	INT	RT
J.Herbert	39	51	367	1	0	102.3	T.Tagovailoa	10	28	145	1	0	65.3

##### RUSHING

	ATT	YDS	AVG	LG	TD		ATT	YDS	AVG	LG	TD
A.Ekeler	15	45	3.0	12	1	R.Mostert	11	37	3.4	13	0
J.Kelley	4	29	7.3	22	0	T.Tagovailoa	3	28	9.3	14	0

##### RECEIVING

	REC	YDS	AVG	LG	TD		REC	YDS	AVG	LG	TD
M.Williams	6	116	19.3	55	1	T.Hill	4	81	20.3	60	1
K.Allen	12	92	7.7	18	0	J.Waddle	2	31	15.5	19	0
A.Ekeler	5	59	7.4	21	0	C.Wilson	2	19	9.5	12	0
J.Palmer	4	53	13.3	18	0	T.Sherfield	1	7	7.0	7	0

**TACKLES (SOLO) - LAC:** K.Murray Jr. 7 (6), D.Tranquill 5 (4), J.Taylor 5 (3); **MIA:** J.Baker 11 (6), C.Wilkins 9 (6), E.Rowe 8 (7).

**SACKS - LAC:** M.Fox 1-12, K.Van Noy 1-6; **MIA:** C.Wilkins 1-6, J.Phillips 1-6, E.Rowe 1-4, J.Baker 1-1.

**INTERCEPTIONS - LAC:** None; **MIA:** None.

##### STARTERS

WR.....K.Allen	OLB.....K.Mack	WR.....T.Hill	DE.....C.Wilkins
LT.....J.Salyer	DL.....M.Fox	LT.....T.Armstead	NT.....R.Davis
LG.....M.Feiler	DL.....B.Fehoko	LG.....R.Jones	DE.....Z.Sieler
C.....C.Linsley	OLB.....K.Van Noy	C.....C.Williams	LB.....J.Phillips
RG.....Z.Johnson	LB.....D.Tranquill	RG.....R.Hunt	LB.....E.Roberts
TE.....F.Sarell	LB.....K.Murray Jr.	TE.....D.B.Shell	LB.....J.Baker
RT.....G.Everett	CB.....J.Taylor	RT.....D.Smythe	LB.....B.Chubb
RT.....T.McKitty	CB.....M.Davis	FB.....A.Jingold	CB.....X.Howard
WR.....M.Williams	S.....N.Adderley	WR.....J.Waddle	CB.....K.Kohou
QB.....J.Herbert	S.....A.Gilman	QB.....T.Tagovailoa	S.....E.Rowe
RB.....A.Ekeler	CB.....A.Samuel Jr.	RB.....R.Mostert	S.....J.Holland

## WEEK 15 vs. TENNESSEE



### CHARGERS 17

### TITANS 14

Sunday, Dec. 18, 2022

SoFi Stadium - Inglewood, Calif.



#### GAME STATISTICS

TEAM	1	2	3	4	OT	F
Tennessee	0	7	0	7	—	14
L.A. Chargers	7	0	0	10	—	17

#### SCORING SUMMARY

Team	Q	Time	Play
Chargers	1	4:25	J.Kelley 1 yd. run (C.Dicker kick) (14-68, 8:11)
Titans	2	10:09	D.Henry 4 yd. run (R.Bullock kick) (6-63, 2:15)
Chargers	4	10:28	A.Ekeler 3 yd. run (C.Dicker kick) (6-59, 3:06)
Titans	4	0:48	R.Tannehill 1 yd. run (R.Bullock kick) (11-74, 2:09)
Chargers	4	0:04	C.Dicker 43 yd. Field Goal (6-52, 0:44)

#### TEAM STATISTICS

	TEN	LAC
FIRST DOWNS:	14	24
TOTAL NET YARDS:	219	432
NET RUSHING YARDS:	92	82
NET PASSING YARDS:	127	350
PENALTIES/YARDS:	6-50	6-40
3RD DOWN EFFICIENCY (%):	3-11 (27.2%)	9-18 (50.0%)
SCORING DRIVES (%):	3-11 (27.2%)	5-11 (45.4%)
PUNTS/NET AVERAGE:	7-46.7	4-44.0
SACKS/YARDS:	4/17	2/18
FUMBLES/LOST:	1/0	1/0
POINTS OFF TURNOVERS:	7	0
AVG. DRIVE START:	OWN 23	OWN 27
TIME OF POSSESSION:	20:22	39:38

#### INDIVIDUAL TOP PERFORMERS



##### PASSING

	CMP	ATT	YDS	TD	INT	RT		CMP	ATT	YDS	TD	INT	RT
J.Herbert	28	42	313	0	2	68.8	R.Tannehill	15	22	165	0	1	71.2
							M.Williams	3	4	20	0	0	85.4

##### RUSHING

	ATT	YDS	AVG	LG	TD		ATT	YDS	AVG	LG	TD
A.Ekeler	12	58	4.8	12	1	D.Henry	21	104	5.0	15	1
J.Kelley	10	24	2.4	4	0	H.Haskins	1	8	8.0	8	0

##### RECEIVING

	REC	YDS	AVG	LG	TD		REC	YDS	AVG	LG	TD
K.Allen	8	86	10.8	31	0	D.Henry	4	59	14.8	37	0
M.Williams	4	67	16.8	35	0	C.Okonkwo	4	54	13.5	28	0
J.Palmer	5	49	9.8	14	0	A.Hopser	2	33	16.5	17	0
G.Everett	4	42	10.5	21	0	C.Conley	3	19	6.3	7	0

**TACKLES (SOLO) - LAC:** D.Tranquill 10 (7), A.Gilman 8 (4), K.Murray 7 (4); **TEN:** G.Mabin 9 (7), A.Adams 6 (4), J.Simmons 6 (4).

**SACKS - LAC:** C.Rumph 1-9, D.Tranquill 1-7, J.Gaziano 1-6, K.Van Noy 1-6; **TEN:** D.Walker 2-13, J.Simmons 1-9.

**INTERCEPTIONS - LAC:** Adderley 1-0-0; **TEN:** Byard 1-3-0, Kalu 1-0-0.

##### STARTERS

WR.....K.Allen	OLB.....K.Mack	WR.....R.Woods	OLB.....B.Dupree
LT.....J.Salyer	DL.....Joseph-Day	LT.....D.Daley	DT.....J.Simmons
LG.....M.Feiler	DL.....B.Fehoko	LG.....A.Brewer	DT.....N.Jones
C.....C.Linsley	OLB.....M.Fox	C.....B.Jones	DE.....M.Edwards
RG.....Z.Johnson	OLB.....K.Van Noy	RG.....N.Davis	ILB.....D.Cole
TE.....T.Pipkins	LB.....D.Tranquill	RT.....N.Petit-Frere	LB.....M.Rice
RT.....G.Everett	LB.....K.Murray Jr.	TE.....C.Okonkwo	CB.....R.McCreary
WR.....J.Kelley	CB.....J.Taylor	CB.....G.Swaim	DB.....T.Reid
WR.....M.Williams	S.....N.Adderley	WR.....R.Westbrook-ikine	DB.....T.Mitchell
QB.....J.Herbert	S.....A.Gilman	QB.....R.Tannehill	S.....A.Adams
RB.....A.Ekeler	CB.....M.Davis	RB.....D.Henry	S.....K.Byard

# 2022 GAME SUMMARIES

## WEEK 16 AT INDIANAPOLIS

### CHARGERS 20 COLTS 3

Monday, Dec. 26, 2022

Lucas Oil Stadium – Indianapolis, Ind.

#### GAME STATISTICS

TEAM	1	2	3	4	OT	F
L.A. Chargers	0	10	3	7	0	20
Indianapolis	0	3	0	—	—	3

#### SCORING SUMMARY

Team	Q	Time	Play
Chargers	2	8:41	A.Ekeler 1 yd. run (C.Dicker kick) (13-70, 7:26) 7 0
Colts	2	4:21	C.McLaughlin 46 yd. Field Goal (8-60, 4:20) 7 3
Chargers	2	0:00	C.Dicker 24 yd. Field Goal (13-69, 4:21) 10 3
Chargers	3	6:01	C.Dicker 21 yd. Field Goal (8-23, 4:02) 13 3
Chargers	4	8:20	A.Ekeler 1 yd. run (C.Dicker kick) (12-88, 6:33)

#### TEAM STATISTICS

	LAC	IND
FIRST DOWNS:	17	10
TOTAL NET YARDS:	314	173
NET RUSHING YARDS:	101	69
NET PASSING YARDS:	213	104
PENALTIES/YARDS:	6-60	2-11
3RD DOWN EFFICIENCY (%):	8-18 (44.4%)	0-10 (0.0%)
SCORING DRIVES (%):	4-11 (36.3%)	1-10 (10.0%)
PUNTS/NET AVERAGE:	4-38.3	3-48.7
SACKS/YARDS:	7/39	4/22
FUMBLES/LOST:	2/1	0/0
POINTS OFF TURNOVERS:	3	0
AVG. DRIVE START:	OWN 36	OWN 30
TIME OF POSSESSION:	33:54	26:06

#### INDIVIDUAL TOP PERFORMERS

##### PASSING

J.Herbert	CHP	ATT	YDS	TO	INT	RT	N.Foles	CHP	ATT	YDS	TO	INT	RT
	24	31	235	0	1	84.7		17	29	143	0	3	31.9

##### RUSHING

A.Ekeler	ATT	YDS	AVG	LG	TD	Z.Moss	ATT	YDS	AVG	LG	TD
	18	67	3.7	16	2		12	65	5.4	14	0
J.Kelley	ATT	YDS	AVG	LG	TD	J.Wilkins	ATT	YDS	AVG	LG	TD
	9	33	3.7	11	0		1	4	4.0	4	0

##### RECEIVING

K.Allen	REC	YDS	AVG	LG	TD	J.Woods	REC	YDS	AVG	LG	TD
	11	104	9.5	25	0		3	43	14.3	17	0
M.Williams	REC	YDS	AVG	LG	TD	M.Pittman	REC	YDS	AVG	LG	TD
	4	76	19.0	26	0		4	39	9.8	19	0
J.Palmer	REC	YDS	AVG	LG	TD	A.Pierce	REC	YDS	AVG	LG	TD
	2	16	8.0	8	0		3	28	8.7	15	0
A.Ekeler	REC	YDS	AVG	LG	TD	P.Campbell	REC	YDS	AVG	LG	TD
	4	12	3.0	4	0		2	19	9.5	12	0

**TACKLES (SOLO) – LAC:** D.Tranquill 11 (4), M.Davis 7 (5), Fox/Murray Jr. 6 (5); **IND:** I.Simmons 8 (8), M.Wilson 8 (7), A.Hamilton 5 (5).

**SACKS – LAC:** M.Fox 2-8, K.Mack 1-10, K.Murray Jr. 1-8, C.Rumph 1-8, K.Van Noy 1-5, Tranquill 1-0; **IND:** D.Odeyngbo 1.5-13, Buckner 1.5-7, Z.Franklin 1-2.

**INTERCEPTIONS – LAC:** M.Davis 1-30-0, A.Samuel Jr. 1-11-0, D.James Jr. 1-0-0; **IND:** R.Thomas 1-5-0.

##### STARTERS

WR.....K.Allen	OLB.....K.Mack	WR.....M.Pittman	DE.....K.Paye
LT.....J.Salyer	DL.S.Joseph-Day	LT.....N.Raimann	DT.....D.Buckner
LG.....M.Feiler	DL.....M.Fox	LG.....Q.Nelson	NT.....G.Stewart
C.....C.Linsley	OLB.....K.Van Noy	C.....R.Kelly	DE.....Y.Ngakoue
RG.....Z.Johnson	LB.....K.Murray Jr.	RG.....W.Fries	WLB.....B.Okereke
TE.....T.Pipkins	LB.....D.Tranquill	RT.....B.Smith	MLB.....Z.Franklin
TE.....T.McKitty	CB.....M.Davis	RT.....J.Woods	CB.....I.Rodgers
WR.....M.Williams	CB.....B.Callahan	WR.....A.Pierce	CB.....S.Gilmore
WR.....J.Palmer	S.....A.Gilman	WR.....P.Campbell	S.....R.Thomas
QB.....J.Herbert	S.....D.James Jr.	QB.....N.Foles	SS.....R.McLeod
RB.....A.Ekeler	CB.....A.Samuel Jr.	RB.....Z.Moss	FS.....J.Blackmon

## WEEK 17 vs. LOS ANGELES RAMS

### CHARGERS 31 RAMS 10

Sunday, Jan. 1, 2023

SoFi Stadium – Inglewood, Calif.

#### GAME STATISTICS

TEAM	1	2	3	4	OT	F
L.A. Rams	3	7	0	0	—	10
L.A. Chargers	0	17	7	7	—	31

#### SCORING SUMMARY

Team	Q	Time	Play
Rams	1	1:09	M.Gay 23 yd. Field Goal (13-81, 8:10)
Chargers	2	13:40	A.Ekeler 10 yd. run (C.Dicker kick) (5-75, 2:29)
Chargers	2	8:25	A.Ekeler 72 yd. run (C.Dicker kick) (5-90, 1:55)
Rams	2	4:09	M.Brown 23 yd. run (M.Gay kick) (7-75, 4:16)
Chargers	2	0:14	C.Dicker 40 yd. Field Goal (13-53, 3:55)
Chargers	3	8:46	G.Everett 6 yd. pass (C.Dicker kick) (11-75, 6:14)
Chargers	4	12:12	D.Parham 3 yd. pass (C.Dicker kick) (9-70, 4:01)

#### TEAM STATISTICS

	LAR	LAC
FIRST DOWNS:	12	22
TOTAL NET YARDS:	277	431
NET RUSHING YARDS:	166	192
NET PASSING YARDS:	111	239
PENALTIES/YARDS:	3-22	2-19
3RD DOWN EFFICIENCY (%):	4-11 (36.4%)	8-13 (61.5%)
SCORING DRIVES (%):	2-10 (20.0%)	5-9 (55.5%)
PUNTS/NET AVERAGE:	5-44.4	4-40.3
SACKS/YARDS:	0/0	3/21
FUMBLES/LOST:	1/1	0/0
POINTS OFF TURNOVERS:	0	0
AVG. DRIVE START:	OWN 20	OWN 28
TIME OF POSSESSION:	28:08	31:52

#### INDIVIDUAL TOP PERFORMERS

##### PASSING

J.Herbert	CHP	ATT	YDS	TO	INT	RT	B.Mayfield	CHP	ATT	YDS	TO	INT	RT
	21	28	212	2	0	119.9		11	19	139	0	0	79.3
D.Daniel	CHP	ATT	YDS	TO	INT	RT		CHP	ATT	YDS	TO	INT	RT
	3	3	27	0	0	104.2							

##### RUSHING

A.Ekeler	ATT	YDS	AVG	LG	TD	C.Akers	ATT	YDS	AVG	LG	TD
	10	122	12.2	72	1		19	123	6.5	42	0
J.Kelley	ATT	YDS	AVG	LG	TD	M.Brown	ATT	YDS	AVG	LG	TD
	9	45	5.0	12	0		1	23	23.0	23	0

##### RECEIVING

M.Williams	REC	YDS	AVG	LG	TD	V.Jefferson	REC	YDS	AVG	LG	TD
	7	94	13.4	26	0		3	77	25.7	39	0
K.Allen	REC	YDS	AVG	LG	TD	B.Hopkins	REC	YDS	AVG	LG	TD
	5	60	12.0	28	0		1	21	21.0	21	0
A.Ekeler	REC	YDS	AVG	LG	TD	T.Higbee	REC	YDS	AVG	LG	TD
	4	39	9.8	17	0		3	11	3.7	7	0
G.Everett	REC	YDS	AVG	LG	TD	T.Atwell	REC	YDS	AVG	LG	TD
	3	15	5.0	7	1		2	10	5.0	6	0

**TACKLES (SOLO) – LAC:** D.Tranquill 9 (6), A.Samuel 6 (4), M.Fox 4 (3); **LAR:** T.Rapp 9 (8), E.Jones 9 (5), D.Durant 7 (6).

**SACKS – LAC:** S.Joseph-Day 1-10, M.Fox 1-7, K.Van Noy 1-4; **LAR:** None.

**INTERCEPTIONS – LAC:** None; **LAR:** None.

##### STARTERS

WR.....K.Allen	OLB.....K.Mack	WR.....V.Jefferson	DT.....J.Williams
LT.....J.Salyer	DL.....M.Fox	LT.....T.Nsekhe	NT.....M.Copeland
LG.....M.Feiler	DL.S.Joseph-Day	LG.....M.Skura	DT.....M.Hoecht
C.....C.Linsley	OLB.....K.Van Noy	C.....C.Shelton	DE.....E.Brown
RG.....Z.Johnson	LB.....D.Tranquill	RG.....C.Brewer	OLB.....L.Floyd
TE.....P.Pipkins	LB.....K.Murray Jr.	TE.....R.Havenstein	ILB.....E.Jones
TE.....G.Everett	CB.....B.Callahan	TE.....T.Higbee	ILB.....B.Wagner
WR.....D.Parham	CB.....M.Davis	TE.....B.Hopkins	CB.....T.Hill
WR.....M.Williams	S.....N.Alderfer	WR.....B.Powell	CB.....J.Ramsey
QB.....J.Herbert	S.....A.Gilman	QB.....B.Mayfield	SS.....T.Rapp
RB.....A.Ekeler	CB.....A.Samuel Jr.	RB.....C.Akers	SS.....N.Scott

# 2022 GAME SUMMARIES

## WEEK 18 AT DENVER



### BRONCOS 31

### CHARGERS 28

Sunday, Jan. 8, 2023

Empower Field at Mile High — Denver, Colo.



#### GAME STATISTICS

TEAM	1	2	3	4	OT	F
L.A. Chargers	7	10	3	8	—	28
Denver	7	10	7	7	—	31

#### SCORING SUMMARY

Team	Q	Time	Play
Chargers	1	11:17	K.Allen 14 yd. pass (C.Dicker kick) (8-75, 3:43)
Broncos	1	3:55	L.Murray 2 yd. run (B.McManus kick) (13-75, 7:22)
Chargers	2	10:57	G.Everett 3 yd. pass (C.Dicker kick) (12-53, 5:40)
Broncos	2	2:43	B.McManus 33 yd. Field Goal (7-34, 3:29)
Chargers	2	0:26	C.Dicker 48 yd. Field Goal (6-33, 0:42)
Broncos	2	0:46	E.Tomlinson 3 yd. pass (B.McManus kick) (5-28, 0:20)
Broncos	3	11:42	T.Badie 24 yd. pass (B.McManus kick) (6-75, 3:18)
Chargers	3	6:42	C.Dicker 36 yd. Field Goal (5-28, 2:08)
Broncos	4	11:15	C.Sutton 20 yd. pass (B.McManus kick) (8-89, 4:06)
Chargers	4	6:02	K.Allen 3 yd. pass (Daniel-Palmer pass) (6-29, 3:03)

#### TEAM STATISTICS

	LAC	DEN
FIRST DOWNS:	21	22
TOTAL NET YARDS:	352	471
NET RUSHING YARDS:	59	205
NET PASSING YARDS:	293	266
PENALTIES/YARDS:	5-34	3-36
3RD DOWN EFFICIENCY (%):	7-14 (50.0%)	5-12 (41.7%)
SCORING DRIVES (%):	5-13 (38.5%)	5-12 (41.7%)
PUNTS/NET AVERAGE:	5-55.8	5-47.6
SACKS/YARDS:	2/17	1/5
FUMBLES/LOST:	3/2	3/1
POINTS OFF TURNOVERS:	11	7
AVG. DRIVE START:	OWN 34	OWN 21
TIME OF POSSESSION:	28:57	31:03

#### INDIVIDUAL TOP PERFORMERS

PASSING													
	CMP	ATT	YDS	TD	INT	RT		CMP	ATT	YDS	TD	INT	RT
J.Herbert	25	37	273	2	0	107.2	R.Wilson	13	24	283	3	1	118.6
C.Daniel	5	7	25	1	0	116.1							

RUSHING											
	ATT	YDS	AVG	LG	TD		ATT	YDS	AVG	LG	TD
A.Ekeler	11	34	3.1	12	0	L.Murray	15	103	6.9	25	1
J.Kelley	5	18	3.6	6	0	C.Edmonds	9	45	5.0	23	0

RECEIVING											
	REC	YDS	AVG	LG	TD		REC	YDS	AVG	LG	TD
K.Allen	8	102	12.8	30	2	J.Jeudy	5	154	30.8	57	0
D.Carter	3	43	14.3	25	0	F.Swain	2	54	27.0	52	0
J.Palmer	4	39	9.8	18	0	C.Sutton	2	33	11.0	20	1
A.Ekeler	4	36	9.0	19	0	T.Badie	1	24	24.0	24	1

**TACKLES (SOLO)** - LAC: D.Tranquill 6 (3), D.James Jr. 6 (2), Gilman/Taylor 5 (4); DEN: A.Singleton 11 (7), J.Simmons 10 (7), J.McMillan 7 (6).

**SACKS - LAC:** J.Bosa 1-10, K.Van Noy 1-7; **DEN:** B.Browning 1-5.

**INTERCEPTIONS - LAC:** S.Joseph-Day 1-4-0; **DEN:** None.

#### STARTERS

WR.....K.Allen	OLB.....K.Mack	WR.....J.Jeudy	DE.....M.Purcell
LT.....J.Salyer	DL.S.Joseph-Day	LT.....C.Fleming	DL.....J.Harris
LG.....M.Feiler	OLB.....M.Fox	CG.....Q.Bailey	DE.....D.Williams
C.....C.Linsley	DL.....B.Fehoko	C.....G.Glasgow	SLB.....J.Cooper
RG.....Z.Johnson	OLB.....J.Bosa	RB.....Q.Meinerz	ILB.....A.Singleton
RT.....T.Pipkins	LB.....D.Tranquill	RT.....B.Turner	ILB.....J.Jewell
TE.....G.Everett	LB.....K.Murray Jr.	TE.....E.Tomlinson	CB.....J.McMillan
TE.....T.McKitty	LB.....C.Murray Jr.	TE.....E.Saubert	CB.....K.Williams
WR.....M.Williams	S.....N.Adderley	WR.....C.Sutton	LCB.....P.Surtain
QB.....J.Herbert	S.....D.James Jr.	QB.....R.Wilson	SS.....K.Jackson
RB.....A.Ekeler	CB.....J.Taylor	RB.....L.Murray	FS.....J.Simmons

## AFC WILD CARD AT JACKSONVILLE



### JAGUARS 31

### CHARGERS 30

Saturday, Jan. 14, 2023

TIAA Bank Field — Jacksonville, Fla.



#### GAME STATISTICS

TEAM	1	2	3	4	OT	F
L.A. Chargers	17	10	3	0	—	30
Jacksonville	0	7	13	11	—	31

#### SCORING SUMMARY

Team	Q	Time	Play
Chargers	1	13:53	A.Ekeler 13 yd. run (C.Dicker kick) (2-18, 0:40)
Chargers	1	5:30	C.Dicker 22 yd. Field Goal (12-57, 4:32)
Chargers	1	0:44	A.Ekeler 6 yd. run (C.Dicker kick) (3-16, 1:18)
Chargers	2	7:12	G.Everett 9 yd. pass (C.Dicker kick) (11-62, 6:24)
Chargers	2	4:25	C.Dicker 23 yd. Field Goal (4-1, 0:49)
Jaguars	2	0:24	E.Engram 9 yd. pass (R.Patterson kick) (7-47, 1:25)
Jaguars	3	5:11	M.Jones 6 yd. pass (R.Patterson kick) (14-89, 7:17)
Chargers	3	2:58	C.Dicker 50 yd. Field Goal (7-45, 2:13)
Jaguars	3	0:44	Z.Jones 39 yd. pass (pass failed) (5-69, 2:14)
Jaguars	4	5:25	C.Kirk 9 yd. pass (T.Lawrence run) (9-70, 3:22)
Jaguars	4	0:00	R.Patterson 36 yd. Field Goal (10-61, 3:09)

#### TEAM STATISTICS

	LAC	JAX
FIRST DOWNS:	18	24
TOTAL NET YARDS:	320	390
NET RUSHING YARDS:	67	117
NET PASSING YARDS:	253	273
PENALTIES/YARDS:	7-42	3-30
3RD DOWN EFFICIENCY (%):	8-17 (47.1%)	2-10 (20.0%)
SCORING DRIVES (%):	6-13 (46.2%)	5-12 (41.7%)
PUNTS/NET AVERAGE:	5-40.6	3-41.3
SACKS/YARDS:	2/15	3/20
FUMBLES/LOST:	1/0	1/1
POINTS OFF TURNOVERS:	20	0
AVG. DRIVE START:	OWN 41	OWN 27
TIME OF POSSESSION:	32:39	27:21

#### INDIVIDUAL TOP PERFORMERS

PASSING													
	CMP	ATT	YDS	TD	INT	RT		CMP	ATT	YDS	TD	INT	RT
J.Herbert	25	43	273	1	0	84.7	T.Lawrence	28	47	288	4	4	70.2

RUSHING											
	ATT	YDS	AVG	LG	TD		ATT	YDS	AVG	LG	TD
A.Ekeler	13	35	2.7	13	2	T.Etienne	20	109	5.5	25	0
J.Kelley	7	20	2.9	5	0	T.Lawrence	1	8	8.0	8	0

RECEIVING											
	REC	YDS	AVG	LG	TD		REC	YDS	AVG	LG	TD
G.Everett	6	109	18.2	25	1	E.Engram	7	93	13.3	24	1
K.Allen	6	61	10.2	23	0	C.Kirk	8	78	9.8	17	1
J.Palmer	2	31	15.5	18	0	Z.Jones	8	74	9.3	39	0
D.Parham	4	23	5.8	12	0	M.Jones	3	29	9.7	12	1

**TACKLES (SOLO)** - LAC: D.James Jr. 9 (6), K.Murray Jr. 8 (6), B.Callahan 6 (4); JAX: F.Oluokun 13 (8), J.Allen 8 (3), R.Robertson-Harris 7 (5).

**SACKS - LAC:** A.Samuel 3-20-0, D.Tranquill 1-15-0; **JAX:** None.

**INTERCEPTIONS - LAC:** K.Mack 1-9, K.Murray Jr. 0-5-3, S.Joseph-Day 0-5-3; **JAX:** R.Robertson-Harris 1-7, J.Allen 1-6, F.Fatukasi 0-5-3, T.Walker 0-5-3.5.

#### STARTERS

WR.....K.Allen	OLB.....K.Mack	WR.....C.Cirk	OLB.....T.Walker
LT.....J.Salyer	DL.S.Joseph-Day	LT.....W.Little	DL.....D.Hampton
LG.....M.Feiler	OLB.....M.Fox	LG.....T.Shatley	DE.....C.Peters
C.....C.Linsley	DL.....J.Bosa	C.....L.Fortner	DE.....R.Robertson-Harris
RG.....Z.Johnson	OLB.....D.Tranquill	RG.....B.Scherff	WILL.....J.Allen
RT.....T.Pipkins	LB.....K.Murray Jr.	RT.....T.Iaylor	LB.....F.Oluokun
TE.....G.Everett	LB.....B.Callahan	TE.....E.Engram	LB.....D.Lloyd
TE.....T.McKitty	LB.....M.Davis	TE.....C.Manhertz	CB.....T.Campbell
WR.....D.Parham Jr.	S.....N.Adderley	WR.....Z.Jones	FS.....A.Cisco
QB.....J.Herbert	S.....D.James Jr.	QB.....T.Lawrence	CB.....R.Jenkins
RB.....A.Ekeler	CB.....J.Taylor	RB.....T.Etienne	S.....A.Wingard



# **RECORDS**

**AUSTIN EKELER ⚡ RB**



# INDIVIDUAL RECORDS

\*NFL Record

## POINTS

### Most Seasons Leading League

- 1 Nate Kaeding, 2009  
LaDainian Tomlinson, 2006  
John Carney, 1994

### Most, Career

- 1,076 John Carney, 1990-2000
- 918 LaDainian Tomlinson, 2001-09
- 889 Nate Kaeding, 2004-12

### Most, Season

- 186\* LaDainian Tomlinson, 2006
- 146 Nate Kaeding, 2009
- 144 Nick Novak, 2013

### Most, Season, Non-Kickers

- 186\* LaDainian Tomlinson, 2006
- 124 Austin Ekeler, 2021
- 120 LaDainian Tomlinson, 2005

### Most, Season, Rookie

- 114 Nate Kaeding, 2004
- 106 Josh Lambo, 2015
- Dennis Pateo, 1968
- 94 Herb Travenio, 1965

### Most, Game

- 30 Kellen Winslow, Nov. 22, 1981 at Oakland
- 24 (10x) Last: A.Ekeler, Nov. 21, 2021 vs. Pit.
- 20 Mike Williams, Dec. 13, 2018 at Kansas City

## TOUCHDOWNS

### Most Seasons Leading League

- 3 Lance Alworth, 1964, 1965, 1966
- 2 Austin Ekeler, 2021, 2022
- 1 LaDainian Tomlinson, 2006  
Chuck Muncie, 1981

### Most, Career

- 153 LaDainian Tomlinson, 2001-09
- 116 Antonio Gates, 2003-18
- 83 Lance Alworth, 1962-70

### Most, Season

- 31\* LaDainian Tomlinson, 2006
- 20 Austin Ekeler, 2021
- LaDainian Tomlinson, 2005
- 19 Chuck Muncie, 1981

### Most, Game

- 5 Kellen Winslow, Nov. 22, 1981 at Oakland
- (10x) Last: A.Ekeler, Nov. 21, 2021 vs. Pit.
- 3 (46x) Last: A.Ekeler, Oct. 2, 2022 at Hou.

### Most Consecutive Games

- 18\* LaDainian Tomlinson, 2004-05
- 10 LaDainian Tomlinson, 2006
- 9 Antonio Gates, 2009-10
- Natrone Means, 1993-94
- Lance Alworth, 1963

## POINTS AFTER TOUCHDOWN

### Most Seasons Leading League

- 2 Nate Kaeding, 2006  
Rolf Benirschke, 1981, 1982
- 1 Herb Travenio, 1965

### Most, Career

- 349 Nate Kaeding, 2004-12
- 328 Rolf Benirschke, 1977-86
- 293 John Carney, 1990-2000

### Most, Season

- 58 Nate Kaeding, 2006
- 55 Rolf Benirschke, 1981
- 54 Nate Kaeding, 2004

### Most, Game

- 7 (6x) Last: N.Kaeding, Dec. 28, 2008 vs. Den.
- 6 (30x) Last: M.Badgley, Dec. 8, 2019 at Jax.
- 5 (54x) Last: D.Hopkins, Nov. 21, 2021 vs. Pit.

### Most Consecutive

- 250 Nate Kaeding, 2004-09
- 128 Nick Novak, 2011-14
- 87 Rolf Benirschke, 1983-86

### Most Attempts, Career

- 352 Rolf Benirschke, 1977-86
- 351 Nate Kaeding, 2004-12
- 298 John Carney, 1990-2000

### Most Attempts, Season

- 61 Rolf Benirschke, 1981
- 58 Nate Kaeding, 2006
- 55 Nate Kaeding, 2004
- Bob Thomas, 1985

### Most Attempts, Game

- 8 Rolf Benirschke, Nov. 22, 1981 at Oakland
- 7 (6x) Last: N.Kaeding, Dec. 28, 2008 vs. Den.
- 6 (38x) Last: M. Badgley, Dec. 8, 2019 at Jax.

## TWO-POINT CONVERSIONS

### Most Seasons Leading League

- 1 Ladarius Green, 2015  
Mikhael Ricks, 1999  
Ronnie Harmon, 1994

### Most, Career

- 3 Ronnie Harmon, 1990-95
- 2 Keenan Allen, 2013-22  
Jared Cook, 2021  
Austin Ekeler, 2017-22  
Mike Williams, 2017-22  
Antonio Gates, 2003-18  
Melvin Gordon, 2015-19  
Ladarius Green, 2012-15  
Ledague Naanee, 2007-10  
Vevo Kocurek, 1960-65

### Most, Season

- 3 Ronnie Harmon, 1994
- 2 Jared Cook, 2021  
Austin Ekeler, 2021  
Melvin Gordon, 2018  
Antonio Gates, 2018

- 1 (35x) Last: G.Everett and J.Palmer, 2022

### Most, Game

- 2\* Ladarius Green, Oct. 25, 2015 vs. Oakland
- (43x) Last: J.Palmer, Jan. 8, 2023 at Den.

## FIELD GOALS

### Most Seasons Leading League

- 1 Nate Kaeding, 2009  
John Carney, 1994

### Most, Career

- 261 John Carney, 1990-2000
- 180 Nate Kaeding, 2004-12
- 146 Rolf Benirschke, 1977-86

### Most, Season

- 34 Nick Novak, 2013  
John Carney, 1994
- 32 Nate Kaeding, 2009
- 31 John Carney, 1993, 1999

### Most, Game

- 6 (3x) Last: G.Davis, Oct. 5, 1997 at Oakland
- (11x) Last: N.Kaeding, Sept. 10, 2012 at Oak.
- 4 (37x) Last: D.Hopkins, Oct. 17, 2022 vs. Den. (OT)

### Most, Game, No Misses

- 6 (3x) Last: G.Davis, Oct. 5, 1997 at Oakland
- (10x) Last: N.Kaeding, Sept. 10, 2012 at Oak.
- 4 (26x) Last: D.Hopkins, Oct. 17, 2022 vs. Den. (OT)

### Highest Percentage, Career (min. 100 att.)

- 87.0 Nate Kaeding, 2004-12 (180-of-207)
- 84.6 Nick Novak, 2011-14, '17 (110-of-130)
- 81.6 John Carney, 1990-00 (261-of-320)

### Highest Percentage, Season (min. 15 att.)

- 95.0 Cameron Dicker, 2022 (19-of-20)
- 93.8 Michael Badgley, 2018 (15-of-16)
- 91.9 Nick Novak, 2013 (34-of-37)

### Most Consecutive

- 32 Nick Novak, 2013-14
- 29 John Carney, 1992-93
- 22 Nate Kaeding, 2009-10

### Most Attempts, Career

- 320 John Carney, 1990-2000
- 208 Rolf Benirschke, 1977-86
- 207 Nate Kaeding, 2004-12

### Most Attempts, Season

- 40 John Carney, 1993
- 39 Michael Badgley, 2020
- 38 John Carney, 1994

### Most Attempts, Game

- 7 Dick Van Raaphorst, Oct. 8, 1966 at N.Y. Jets
- 6 (6x) Last: Steve Christie, Dec. 1, 2002 vs. Den.
- 5 (25x) Last: N.Novak, Nov. 19, 2017 vs. Buf.

### Longest

- 59 Michael Badgley, Dec. 9, 2018 vs. Cincinnati
- 57 Nate Kaeding, Dec. 21, 2008 at Tampa Bay
- 55 Nate Kaeding, Nov. 29, 2009 vs. Kansas City

## RUSHING YARDS

### Most Seasons Leading League

- 2 LaDainian Tomlinson, 2006, 2007
- 1 Dick Post, 1968  
Paul Lowe, 1965

### Most, Career

- 12,490 LaDainian Tomlinson, 2001-09
- 4,972 Paul Lowe, 1960-68
- 4,297 Marion Butts, 1989-93

### Most, Season

- 1,815 LaDainian Tomlinson, 2006
- 1,683 LaDainian Tomlinson, 2002
- 1,645 LaDainian Tomlinson, 2003

### Most, Game

- 243 LaDainian Tomlinson, Dec. 28, 2003 vs. Oak.
- 220 LaDainian Tomlinson, Dec. 1, 2002 vs. Denver
- 217 LaDainian Tomlinson, Sept. 29, 2002 vs. N.E.  
Gary Anderson, Dec. 18, 1988 vs. Kansas City

### Most Games 100 Yards or More, Career

- 46 LaDainian Tomlinson, 2001-09
- 15 Natrone Means, 1993-99  
Paul Lowe, 1960-68
- 12 Ryan Mathews, 2010-14

### Most Games 100 Yards or More, Season

- 10 LaDainian Tomlinson, 2006
- 7 LaDainian Tomlinson, 2002  
Don Woods, 1974
- 6 Ryan Mathews, 2013  
LaDainian Tomlinson, 2007  
LaDainian Tomlinson, 2004  
LaDainian Tomlinson, 2003  
Natrone Means, 1994

### Most Consecutive Games, 100 Yards or More

- 9 LaDainian Tomlinson, 2006
- 5 Natrone Means, 1994
- 4 LaDainian Tomlinson, 2007

### Most Games 200 Yards or More, Career

- 4 LaDainian Tomlinson, 2001-09
- 1 Gary Anderson, 1985-88

### Longest Run

- 871 Melvin Gordon, Oct. 29, 2017 at New England
- Paul Lowe, Sept. 10, 1961 at Dallas Texans
- 861 Keith Lincoln, Sept. 30, 1962 at Oakland
- 85t LaDainian Tomlinson, Dec. 17, 2006 vs. K.C.

## RUSHING TOUCHDOWNS

### Most Seasons Leading League

- 3 LaDainian Tomlinson, 2004, 2006, 2007
- 1 Chuck Muncie, 1981  
Paul Lowe, 1961, 1965

### Most, Career

- 138 LaDainian Tomlinson, 2001-09
- 43 Chuck Muncie, 1980-84
- 38 Paul Lowe, 1960-68

### Most, Season

- 28\* LaDainian Tomlinson, 2006
- 19 Chuck Muncie, 1981
- 18 LaDainian Tomlinson, 2005

### Most, Game

- 4 LaDainian Tomlinson, Oct. 14, 2007 vs. Oak.  
LaDainian Tomlinson, Nov. 12, 2006 at Cin.  
LaDainian Tomlinson, Oct. 15, 2006 at S.F.  
Chuck Muncie, Nov. 29, 1981 vs. Denver  
Clarence Williams, Sept. 16, 1979 vs. Buffalo
- 3 (22x), Last: M.Gordon, Oct. 15, 2018 at Cle.
- 2 (122x), Last: A.Ekeler, Jan. 1, 2023 vs. LAR

### Most Consecutive Games

- 18\* LaDainian Tomlinson, 2004-05
- 9 Natrone Means, 1993-94
- 8 LaDainian Tomlinson, 2006

## RUSHING AVERAGE

### Most Seasons Leading League (min. 100 att.)

- 2 Paul Lowe, 1960, 1965
- 1 Dickie Post, 1968  
Brad Hubbard, 1967  
Keith Lincoln, 1963

### Highest, Career (minimum 500 att.)

- 4.90 Paul Lowe, 1960-68
- 4.71 Keith Lincoln, 1961-66, '68
- 4.60 Austin Ekeler, 2017-22

### Highest, Season (minimum 100 att.)

- 6.45 Keith Lincoln, 1963
- 6.29 Paul Lowe, 1960
- 5.71 Paul Lowe, 1963

### Highest, Game (minimum 10 att.)

- 14.7 Michael Turner, Oct. 7, 2007 at Denver
- 13.8 Keith Lincoln, Sept. 30, 1962 at Oakland
- 12.7 Keith Lincoln, Oct. 20, 1963 at Kansas City

COMMUNITY

FRONT OFFICE

VETERANS

DRAFT PICKS & FREE AGENTS

2022 IN REVIEW

INDIVIDUAL RECORDS

GENERAL INFORMATION

## RUSHING ATTEMPTS

### Most, Career

- 2,880 LaDainian Tomlinson, 2001-09
- 1,059 Melvin Gordon, 2015-19
- 1,031 Marion Butts, 1989-93

### Most, Season

- 372 LaDainian Tomlinson, 2002
- 348 LaDainian Tomlinson, 2006
- 343 Natrone Means, 1994

### Most, Game

- 39 LaDainian Tomlinson, Oct. 20, 2002 at Oak. Marion Butts, Dec. 17, 1989 at Kansas City
- (3x) Last: LTomlinson, Nov. 21, 2004 at Oak.
- 36 LaDainian Tomlinson, Sept. 9, 2001 vs. Was. Gary Brown, Oct. 5, 1997 at Oakland

## PASSING ATTEMPTS

### Most Seasons Leading League

- 2 Dan Fouts, 1980, 1981
- John Hadl, 1968, 1971
- 1 Philip Rivers, 2015

### Most, Career

- 7,591 Philip Rivers, 2004-19
- 5,604 Dan Fouts, 1973-87
- 3,640 John Hadl, 1962-72

### Most, Season

- 699 Justin Herbert, 2022
- 672 Justin Herbert, 2021
- 661 Philip Rivers, 2015

### Most, Game

- 65 Philip Rivers, Oct. 18, 2015 at Green Bay
- Justin Herbert, Jan. 9, 2022 at Las Vegas (OT)
- 58 Philip Rivers, Oct. 25, 2015 vs. Oakland
- Mark Herrmann, Dec. 22, 1985 at K.C.

## PASSING COMPLETIONS

### Most Seasons Leading League

- 2 Dan Fouts, 1980, 1981
- John Hadl, 1968, 1971
- 1 Philip Rivers, 2015

### Most, Career

- 4,908 Philip Rivers, 2004-19
- 3,297 Dan Fouts, 1973-1987
- 1,824 John Hadl, 1962-1972

### Most, Season

- 477 Justin Herbert, 2022
- 443 Justin Herbert, 2021
- 437 Philip Rivers, 2015

### Most, Game

- 43 Philip Rivers, Oct. 18, 2015 at Green Bay
- Justin Herbert, Dec. 11, 2022 vs. Miami
- 38 Philip Rivers, Oct. 25, 2015 vs. Oakland

### Most Consecutive

- 25\* Philip Rivers, Nov. 25, 2018 vs. Arizona
- 22 Philip Rivers, Sept. 13, 2015 vs. Detroit — Sept. 20, 2015 at Cincinnati
- 20 Philip Rivers, Sept. 13, 2015 vs. Detroit

## COMPLETION PERCENTAGE

### Most Seasons Leading League (min. 140 att.)

- 1 Philip Rivers, 2013
- Mark Herrmann, 1985
- Dan Fouts, 1979
- Tobin Rote, 1963

### Highest, Career (minimum 500 att.)

- 66.9 Justin Herbert, 2020-22
- 64.7 Philip Rivers, 2004-19
- 62.2 Drew Brees, 2001-05

### Highest, Season (minimum 140 att.)

- 69.5 Philip Rivers, 2013
- 68.2 Justin Herbert, 2022
- 68.3 Philip Rivers, 2018

### Highest, Game (minimum 20 att.)

- 96.6 Philip Rivers, Nov. 25, 2018 vs. Ari. (28-of-29)
- 90.0 Philip Rivers, Nov. 1, 2012 vs. K.C. (18-of-20)
- 88.0 Drew Brees, Oct. 31, 2004 vs. Oak. (22-of-25)

## PASSING YARDS

### Most Seasons Leading League

- 4 Dan Fouts, 1979, 1980, 1981, 1982
- 3 John Hadl, 1965, 1968, 1971
- 1 Philip Rivers, 2010

### Most, Career

- 59,271 Philip Rivers, 2004-19
- 43,040 Dan Fouts, 1973-87
- 26,938 John Hadl, 1962-72

### Most, Season

- 5,014 Justin Herbert, 2021
- 4,802 Dan Fouts, 1981
- 4,792 Philip Rivers, 2015

### Most, Game

- 503 Philip Rivers, Oct. 18, 2015 at Green Bay
- 455 Philip Rivers, Sept. 26, 2010 at Seattle
- 444 Dan Fouts, Dec. 11, 1982 at San Francisco
- Dan Fouts, Oct. 19, 1980 vs. N.Y. Giants

### Most Games 300 Yards or More, Career

- 70 Philip Rivers, 2004-19
- 51 Dan Fouts, 1973-87
- 22 Justin Herbert, 2020-22

### Most Games 300 Yards or More, Season

- 9 Justin Herbert, 2021
- 8 Justin Herbert, 2020
- Philip Rivers, 2015, 2019
- Dan Fouts, 1980

### Most Consecutive Games, 300 Yards or More

- 5 Philip Rivers, 2015
- 4 Dan Fouts, 1979, 1980-81
- 3 Justin Herbert, 2020-21, 2021, 2022
- John Fouts, 1980, 1985
- Dan Hadl, 1967

### Most Games 400 Yards or More, Career

- 11 Philip Rivers, 2004-19
- 6 Dan Fouts, 1973-87
- 1 Jim Harbaugh, 1999-2000

### Longest Completion

- 991\* Stan Humphries, Sept. 18, 1994 at Seattle
- 91t Jack Kemp, Nov. 12, 1961 at Denver
- 88t Ed Luther, Dec. 3, 1984 vs. Chicago

## TOUCHDOWN PASSES

### Most Seasons Leading League

- 2 Dan Fouts, 1981, 1982
- John Hadl, 1968, 1971
- 1 Philip Rivers, 2008

### Most, Career

- 397 Philip Rivers, 2004-19
- 254 Dan Fouts, 1973-87
- 201 John Hadl, 1962-72

### Most, Season

- 38 Justin Herbert, 2021
- 34 Philip Rivers, 2008
- 33 Philip Rivers, 2016
- Dan Fouts, 1981

### Most, Game

- 6 Dan Fouts, Nov. 22, 1981 at Oakland
- 5 (4x), Last: Drew Brees, Oct. 31, 2004 vs. Oak.
- 4 (3ix), Last: J.Herbert, Oct. 10, 2021 vs. Cle.

### Most Consecutive Games

- 28 Philip Rivers, 2012-14
- 27 Philip Rivers, 2017-18
- 26 Justin Herbert, 2020-22

## INTERCEPTIONS THROWN

### Most Seasons Leading League (Most INTs)

- 2 Philip Rivers, 2014, 2016
- John Hadl, 1968, 1972

### Most, Career

- 242 Dan Fouts, 1973-87
- 211 John Hadl, 1962-72
- 198 Philip Rivers, 2004-19

### Most, Season

- 32 John Hadl, 1968
- 26 John Hadl, 1972
- 25 John Hadl, 1971
- Jack Kemp, 1960

### Most, Game

- 6 Ed Luther, Oct. 31, 1983 vs. Washington
- John Hadl, Dec. 8, 1968 vs. Kansas City
- 5 (9x), Last: C.Wheilhan, Dec. 13, 1998 at Sea.
- 4 (33x), Last: P.Rivers, Nov. 18, 2019 vs. K.C.

### Fewest, Season (minimum 150 att.)

- 3 Ed Luther, 1984 (151 att.)
- 4 Doug Flutie, 2003 (167 att.)
- John Friesz, 1993 (238 att.)
- 6 Stan Humphries, 1997 (225 att.)

### Most Consecutive Attempts, None Intercepted

- 194 Drew Brees, Oct. 17-Dec. 5, 2004
- 170 Philip Rivers, Nov. 27-Dec. 24, 2011
- 168 Dan Fouts, Sept. 27-Oct. 25, 1981

### Lowest Percentage, Season (minimum 150 att.)

- 1.4 Justin Herbert, 2022
- 1.7 Justin Herbert, 2020
- Philip Rivers, 2017
- John Friesz, 1993
- 1.8 Drew Brees, 2004

## PASSER RATING

### Most Seasons Leading League (min. 300 att.)

- 1 Philip Rivers, 2008

### Highest, Career (minimum 500 att.)

- 96.2 Justin Herbert, 2020-22
- 95.1 Philip Rivers, 2004-19
- 84.9 Drew Brees, 2001-05

### Highest, Season (minimum 300 att.)

- 105.5 Philip Rivers, 2008, 2013, 2018
- 104.8 Drew Brees, 2004
- 104.4 Philip Rivers, 2009
- Highest, Game (minimum 20 att.)

### 1571 Dan Fouts, Sept. 7, 1981 at Cleveland

- 154.4 Philip Rivers, Dec. 8, 2019 at Jacksonville
- 153.1 Drew Brees, Oct. 31, 2004 vs. Oakland

## RECEIVING YARDS

### Most Seasons Leading League

- 3 Lance Alworth, 1965, 1966, 1968
- 1 Wes Chandler, 1982
- John Jefferson, 1980

### Most, Career

- 11,841 Antonio Gates, 2003-18
- 9,584 Lance Alworth, 1962-70
- 9,287 Keenan Allen, 2013-22

### Most, Season

- 1,602 Lance Alworth, 1965
- 1,393 Keenan Allen, 2017
- 1,383 Lance Alworth, 1966

### Most, Game

- 260 Wes Chandler, Dec. 20, 1982 vs. Cincinnati
- 243 Wes Chandler, Sept. 15, 1985 vs. Seattle
- 232 Lance Alworth, Oct. 20, 1963 at Kansas City

### Most Games 100 Yards or More, Career

- 41 Lance Alworth, 1962-70
- 33 Keenan Allen, 2013-22
- 24 Kellen Winslow, 1979-87

### Most Games 100 Yards or More, Season

- 9 Lance Alworth, 1965
- 8 Lance Alworth, 1966
- 7 Keenan Allen, 2017
- John Jefferson, 1980

### Most Consecutive Games, 100 Yards or More

- 5 Lance Alworth, 1966
- 4 Keenan Allen, 2017
- Wes Chandler, 1982
- John Jefferson, 1979-80

### Charlie Joiner, 1976

- Lance Alworth, 1968
- Lance Alworth, 1965
- 3 Kellen Winslow, 1982
- Kellen Winslow, 1980
- John Jefferson, 1980
- John Jefferson, 1979
- Gary Garrison, 1971
- Lance Alworth, 1967
- Lance Alworth, 1965
- Lance Alworth, 1964

### Most Games 200 Yards or More, Career

- 5\* Lance Alworth, 1962-70
- 2 Wes Chandler, 1981-87
- 1 Malcolm Floyd, 2004-15

### Longest Reception

- 991\* Tony Martin, Sept. 18, 1994 at Seattle
- 91t Keith Lincoln, Nov. 12, 1961 at Denver
- 88t Bobby Duckworth, Dec. 3, 1984 at Chicago

**RECEIVING AVERAGE****Most Seasons Leading League (min. 35 rec.)**

- 1 Mike Williams, 2019
- Malcom Floyd, 2011
- Wes Chandler, 1982
- Gary Garrison, 1970
- Lance Alworth, 1965

**Average per Catch, Career (minimum 250 rec.)**

- 19.4 Lance Alworth, 1962-70
- 18.6 Gary Garrison, 1966-76
- 17.5 Vincent Jackson, 2005-11

**Average per Catch, Season (minimum 35 rec.)**

- 23.2 Lance Alworth, 1965
- 22.9 Gary Garrison, 1970d
- 21.2 Gary Garrison, 1968, 1971

**Highest, Game (minimum 5 rec.)**

- 36.0 Lance Alworth, Nov. 2, 1963 at New York Jets
- 33.6 Lance Alworth, Nov. 15, 1964 at Kansas City
- 32.0 Lance Alworth, Dec. 19, 1965 vs. Oakland

**RECEPTIONS****Most Seasons Leading League**

- 3 Lance Alworth, 1966, 1968, 1969
- 2 Kellen Winslow, 1980, 1981

**Most, Career**

- 955 Antonio Gates, 2003-18
- 796 Keenan Allen, 2013-22
- 586 Charlie Joiner, 1976-86

**Most, Season**

- 107 Austin Ekeler, 2022
- 106 Keenan Allen, 2021
- 104 Keenan Allen, 2019

**Most, Game**

- 16 Keenan Allen, Nov. 22, 2020 vs. N.Y. Jets
- 15 Austin Ekeler, Oct. 6, 2019 vs. Denver
- Keenan Allen, Sept. 13, 2015 vs. Detroit
- Kellen Winslow, Oct. 7, 1984 at Green Bay
- 14 Keenan Allen, Dec. 2, 2018 at Pittsburgh
- Keenan Allen, Oct. 18, 2015 at Green Bay
- David Boston, Oct. 5, 2003 at Jacksonville
- Kellen Winslow, Dec. 11, 1983 vs. Kansas City

**Most Consecutive Games With a Catch**

- 96 Lance Alworth, 1962-69
- 80 Antonio Gates, 2003-08
- 58 Charlie Joiner, 1978-84

**RECEIVING TOUCHDOWNS****Most Seasons Leading League**

- 3 Lance Alworth, 1964, 1965, 1966
- 2 John Jefferson, 1978, 1980
- 1 Tony Martin, 1996
- Wes Chandler, 1982

**Most, Career**

- 116 Antonio Gates, 2003-18
- 81 Lance Alworth, 1962-70
- 75 Gary Garrison, 1966-76

**Most, Season**

- 14 Tony Martin, 1996
- Lance Alworth, 1965
- 13 Antonio Gates, 2004
- John Jefferson, 1978, 1980
- Lance Alworth, 1964, 1966
- 12 Antonio Gates, 2014
- Gary Garrison, 1970

**Most, Game**

- 5<sup>\*</sup> Kellen Winslow, Nov. 22, 1981 at Oakland
- 4 Lance Alworth, Dec. 1, 1968 at Denver
- (14x) Last: D.Woodhead, Dec. 20, 2015 vs. Mia.

**Most Consecutive Games**

- 9 Antonio Gates, 2009-10
- Lance Alworth, 1963
- 7 Lance Alworth, 1967
- 6 John Jefferson, 1980
- Lance Alworth, 1964

**SCRIMMAGE YARDS****Most Seasons Leading League**

- 2 Lance Alworth, 1965, 1968
- 1 LaDainian Tomlinson, 2003

**Most, Career**

- 16,445 LaDainian Tomlinson, 2001-09
- 11,841 Antonio Gates, 2003-18
- 9,721 Lance Alworth, 1962-70

**Most, Season**

- 2,370 LaDainian Tomlinson, 2003
- 2,323 LaDainian Tomlinson, 2006
- 2,172 LaDainian Tomlinson, 2002

**Most, Game**

- 271 LaDainian Tomlinson, Dec. 1, 2002 vs. Den.
- 261 Melvin Gordon, Nov. 6, 2016 vs. Tennessee
- 260 LaDainian Tomlinson, Dec. 28, 2003 vs. Oak.
- Wes Chandler, Dec. 20, 1982 vs. Cincinnati

**Most Games 100 Yards or More, Career**

- 79 LaDainian Tomlinson, 2001-09
- 44 Lance Alworth, 1962-70
- 34 Keenan Allen, 2013-22

**Most Games 100 Yards or More, Season**

- 14 LaDainian Tomlinson, 2006
- 11 LaDainian Tomlinson, 2003
- 10 Ryan Mathews, 2011
- LaDainian Tomlinson, 2004
- LaDainian Tomlinson, 2002

**Most Consecutive Games, 100 Yards or More**

- 11 LaDainian Tomlinson, 2006
- 6 Melvin Gordon, 2018
- Ryan Mathews, 2011
- LaDainian Tomlinson, 2007
- LaDainian Tomlinson, 2004
- 5 Natrone Means, 1994
- Lydell Mitchell, 1978

**Most Games 200 Yards or More, Career**

- 12 LaDainian Tomlinson, 2001-09
- 5 Lance Alworth, 1962-70
- 2 Lionel James, 1984-88
- Wes Chandler, 1981-87

**INTERCEPTIONS****Most Seasons Leading League**

- 1 Casey Hayward, 2016
- Eric Weddle, 2011
- Antonio Cromartie, 2007

**Most, Career**

- 42 Gill Byrd, 1983-92
- 29 Dick Harris, 1960-65
- 26 Rodney Harrison, 1994-2002

**Most, Season**

- 10 Antonio Cromartie, 2007
- 9 Charlie McNeil, 1961
- 8 (4x) Last: Ryan McNeil, 2001

**Most, Game**

- 3 Antonio Cromartie, Nov. 11, 2007 vs. Ind.
- Dwayne Harper, Nov. 27, 1995 vs. Oakland
- Pete Shaw, Nov. 2, 1980 at Cincinnati
- Clarence Duren, Oct. 30, 1977 at Miami
- Chris Fletcher, Nov. 30, 1975 at Denver (OT)
- Joe Beuchamp, Sept. 24, 1972 vs. Denver
- Leslie "Speedy" Duncan, Sept. 25, 1966 at Oak.
- Bud Whitehead, Oct. 10, 1965 at Buffalo
- Dick Harris, Nov. 17, 1963 at Buffalo
- C.McNeil, Sept. 24, 1961 vs. Houston Oilers
- C.McNeil, Dec. 18, 1960 vs. Titans of N.Y.
- 2 (86x) Last: Kyzir White, Oct. 17, 2021 at Bal.

**Most Consecutive Games**

- 5 Charlie McNeil, 1961
- 4 Greg Jackson, 1998
- Gill Byrd, 1989
- Mike Fuller, 1977
- Bryant Salter, 1972
- 3 (18x) Last: Stephen Cooper, 2008

**INTERCEPTION RETURN YARDS****Most Seasons Leading League**

- 1 Vencie Glenn, 1987
- Charlie McNeil, 1961

**Most, Career**

- 546 Gill Byrd, 1983-92
- 502 Charlie McNeil, 1960-64
- 477 Kenny Graham, 1964-69

**Most, Season**

- 349 Charlie McNeil, 1961
- 224 Stanley Richard, 1994
- 166 Vencie Glenn, 1987

**Most, Game**

- 177<sup>\*</sup> C.McNeil, Sept. 24, 1961 vs. Houston Oilers
- 106 Woodrow Lowe, Nov. 18, 1979 vs. Pittsburgh
- 103 Vencie Glenn, Nov. 29, 1987 vs. Denver

**Longest Return**

- 103<sup>\*</sup> Vencie Glenn, Nov. 29, 1987 vs. Denver
- 102<sup>\*</sup> Donald Frank, Oct. 31, 1993 at L.A. Raiders
- 100<sup>\*</sup> Leslie "Speedy" Duncan, Oct. 15, 1967 vs. K.C.

**INTERCEPTION TOUCHDOWNS****Most Seasons Leading League**

- 1 Clinton Hart, 2005
- Jeffery Dale, 1985
- John Hendy, 1985
- Gill Byrd, 1984
- Woodrow Lowe, 1979
- Fred Dean, 1977
- Leroy Jones, 1977
- Kenny Graham, 1969
- Joe Beuchamp, 1968
- Earl Faison, 1964
- Henry Schmidt, 1964
- Claude Gibson, 1962
- Dick Harris, 1961

**Most, Career**

- 5 Kenny Graham, 1964-69
- Dick Harris, 1960-65
- 4 Woodrow Lowe, 1976-86
- 3 Eric Weddle, 2006-15
- Joe Beuchamp, 1967-75

**Most, Season**

- 3 Dick Harris, 1961
- (9x) Last: Demorrio Williams, 2012
- (77x) Last: Bryce Callahan, 2022

**Most, Game**

- 1 (98x) Last: B.Callahan, Dec. 4, 2022 at L.V.

**SACKS****Most Seasons Leading League**

- 1 Shawne Merriman, 2006

**Most, Career**

- 105.5 Leslie O'Neal, 1986-95
- 69.5 Shaun Phillips, 2004-12
- 67.0 Gary Johnson, 1975-84

**Most, Season**

- 17.5 Gary Johnson, 1980
- 17.0 Shawne Merriman, 2006
- Leslie O'Neal, 1992
- Steve DeLong, 1969
- 15.5 Fred Dean, 1978

**Most, Game (since 1982)**

- 5.0 Leslie O'Neal, Nov. 16, 1986 vs. Dallas
- 4.0 Antwan Barnes, Dec. 18, 2011 vs. Baltimore
- Shaun Phillips, Oct. 3, 2010 vs. Arizona
- Leslie O'Neal, Oct. 22, 1992 at Seattle
- Leslie O'Neal, Dec. 6, 1995 at Phoenix
- Leslie O'Neal, Dec. 22, 1991 vs. Denver
- 3.5 (3x) Last: Kendall Reyes, Dec. 23, 2012 at NYJ

**PUNTS****Most Seasons Leading League**

- 1 Paul Maguire, 1962

**Most, Career**

- 771 Darren Bennett, 1995-2003
- 756 Mike Scifres, 2003-15
- 519 Dennis ParTEE, 1968-75

**Most, Season**

- 95 Darren Bennett, 1998
- 92 Darren Bennett, 2000
- 89 Darren Bennett, 1997, 1999

**Most, Game**

- 11 (5x), Last: D.Bennett, Oct. 11, 1998 at Oak.
- 10 (10x) Last: D.Kaser, Nov. 12, 2017 at Jax.
- 9 (14x), Last: D.Kaser, Dec. 24, 2017 at N.Y. Jets

**PUNT YARDS****Most Seasons Leading League**

- 1 Paul Maguire, 1962

**Most, Career**

- 34,152 Mike Scifres, 2003-15
- 33,776 Darren Bennett, 1995-2003
- 21,417 Dennis ParTEE, 1968-75

**Most, Season**

- 4,248 Darren Bennett, 2000
- 4,174 Darren Bennett, 1998
- 3,972 Darren Bennett, 1997

**Most, Game**

- 522 Darren Bennett, Oct. 11, 1998 at Oakland
- 493 Mike Scifres, Nov. 18, 2012 at Denver
- 492 Dennis ParTEE, Nov. 10, 1974 at Kansas City

**Longest Punt**

- 82 Paul Maguire, Nov. 19, 1961 vs. Dallas Texans
- 73 Dennis ParTEE, Oct. 17, 1971 at Denver
- 72 Mike Scifres, Sept. 21, 2014 at Buffalo

## PUNTING AVERAGE

**Most Seasons Leading League (min. 50 punts)**  
1 Darren Bennett, 2000

**Highest, Career (minimum 100 punts)**  
47.4 Drew Kaser, 2016-18  
46.5 Ty Long, 2019-21  
45.2 Mike Scifres, 2003-15

**Highest, Season (minimum 50 punts)**  
48.3 Mike Scifres, 2012  
48.1 Drew Kaser, 2017  
46.8 Ty Long, 2020

**Highest, Game (minimum 4 punts)**  
59.5 Mike Scifres, Oct. 17, 2010 at St. Louis  
Darren Bennett, Oct. 1, 1995 at Pittsburgh  
57.0 Drew Kaser, Oct. 30, 2016 at Denver  
Mike Scifres, Oct. 19, 2014 vs. Kansas City  
Darren Bennett, Sept. 17, 2000 at Kansas City  
56.7 Darren Bennett, Oct. 6, 1996 at Denver

## PUNT RETURN YARDS

**Most Seasons Leading League**  
1 Leslie "Speedy" Duncan, 1965

**Most, Career**  
2,388 Mike Fuller, 1975-80  
1,651 Leslie "Speedy" Duncan, 1964-70  
1,407 Darrien Gordon, 1993-96

**Most, Season**  
537 Darrien Gordon, 1996  
489 Eric Metcalf, 1997  
475 Darrien Gordon, 1994

**Most, Game**  
168 Eric Metcalf, Nov. 2, 1997 at Cincinnati  
136 Mike Fuller, Nov. 21, 1976 at Buffalo  
133 Andre Coleman, Sept. 17, 1995 at Philadelphia

**Longest Return**  
95t Leslie "Speedy" Duncan, Nov. 24, 1968 vs. NYJ  
90t Darrien Gordon, Sept. 25, 1994 at L.A. Raiders  
88t Andre Coleman, Sept. 17, 1995 at Philadelphia  
Mike Fuller, Oct. 9, 1977 at New Orleans

## PUNT RETURN AVERAGE

**Most Seasons Leading League (min. 20 ret.)**  
1 Ron Smith, 1973  
Leslie "Speedy" Duncan, 1965

**Highest, Career (minimum 50 ret.)**  
13.7 Darrien Gordon, 1993-96  
12.0 Leslie "Speedy" Duncan, 1964-70  
11.3 Mike Fuller, 1975-80

**Highest, Season (minimum 20 ret.)**  
15.5 Leslie "Speedy" Duncan, 1965  
14.9 Darrien Gordon, 1996  
13.8 Desmond King, 2018

## PUNT RETURN TOUCHDOWNS

**Most Seasons Leading League**  
2 Leslie "Speedy" Duncan, 1965, 1966  
1 Desmond King, 2018  
Eric Metcalf, 1997  
Andre Coleman, 1995  
Darrien Gordon, 1994  
Nate Lewis, 1990  
Kitrick Taylor, 1990  
Ron Smith, 1973

**Most, Career**  
4 Leslie "Speedy" Duncan, 1964-70  
3 Eric Metcalf, 1997  
Darrien Gordon, 1993-96  
2 (5x) Last: Desmond King, 2019-21

**Most, Season**  
3 Eric Metcalf, 1997  
2 (3x) Last: Darrien Gordon, 1994  
1 (19x) Last: Desmond King, 2019

**Most, Game**  
2<sup>t</sup> Eric Metcalf, Nov. 2, 1997 at Cincinnati  
1 (25x) Last: D.King, Oct. 6, 2019 vs. Den.

## PUNT RETURNS

**Most, Career**  
212 Mike Fuller, 1975-80  
138 Leslie "Speedy" Duncan, 1964-70  
124 Lionel James, 1984-88

**Most, Season**  
46 Mike Fuller, 1979  
45 Eric Metcalf, 1997  
39 Mike Fuller, 1978

**Most, Game**  
8 (4x) Last: Leon Johnson, Dec. 7, 2003 at Det.  
7 (4x) Last: M.Fuller, Dec. 17, 1978 at Houston Oilers  
6 (9x) Last: J.Herndon, Dec. 20, 2015 vs. Mia.

**Most Fair Catches, Season**  
25 Travis Benjamin, 2017  
24 Kenny Graham, 1969  
19 Chris Penn, 1999  
Darrien Gordon, 1994

**Most Fair Catches, Game**  
6 Phil McConkey, Dec. 17, 1989 at Kansas City  
5 Travis Benjamin, Oct. 22, 2017 vs. Denver  
Jeff Graham, Sept. 3, 2000 at Oakland  
Kenny Graham, Oct. 4, 1969 vs. Cincinnati

## KICKOFF RETURN YARDS

**Most Seasons Leading League**  
1 Ronney Jenkins, 2001  
Lionel James, 1984  
James Brooks, 1982

**Most, Career**  
6,469 Darren Sproles, 2005-10  
3,997 Ronney Jenkins, 2000-02  
3,914 Andre Coleman, 1994-96

**Most, Season**  
1,541 Ronney Jenkins, 2001  
1,531 Ronney Jenkins, 2000  
1,528 Darren Sproles, 2005

**Most, Game**  
250 Ronney Jenkins, Nov. 18, 2001 at Oakland  
221 Ronney Jenkins, Sept. 10, 2000 vs. N.O.  
215 Richard Goodman, Jan. 1, 2012 at Oakland

**Longest Return**  
105t Richard Goodman, Jan. 1, 2012 at Oakland  
103t Darren Sproles, Sept. 14, 2008 at Denver  
Keith Lincoln, Sept. 16, 1962 vs. Titans of N.Y.  
101t Andre Roberts, Jan. 2, 2022 vs. Denver

## KICKOFF RETURN AVERAGE

**Most Seasons Leading League (min. 10 ret.)**  
1 Jimmy Warren, 1964

**Highest, Career (minimum 75 ret.)**  
25.3 Leslie "Speedy" Duncan, 1964-70  
25.1 Darren Sproles, 2005-10  
24.2 Ronney Jenkins, 2000-02

**Highest, Season (minimum 10 ret.)**  
32.8 Andre Roberts, 2021  
29.7 Antonio Cromartie, 2006  
28.9 Nasir Adderley, 2020

## KICKOFF RETURN TOUCHDOWNS

**Most Seasons Leading League**  
2 Anthony Miller, 1988, 1989  
1 Richard Goodman, 2011  
Ronney Jenkins, 2001  
Andre Coleman, 1995  
Nate Lewis, 1991  
Jamie Holland, 1988  
Keith Lincoln, 1962

**Most, Career**  
4 Andre Coleman, 1994-96  
3 Ronney Jenkins, 2000-02  
2 Darren Sproles, 2005-10  
Anthony Miller, 1988-93

**Most, Season**  
2 Ronney Jenkins, 2001  
Andre Coleman, 1995  
Andre Coleman, 1994  
1 (14x) Last: Andre Roberts, 2021

**Most, Game**  
1 (20x) Last: A.Roberts, Jan. 2, 2022 vs. Den.

## KICKOFF RETURNS

**Most Seasons Leading League**  
1 Lionel James, 1984  
James Brooks, 1982

**Most, Career**  
258 Darren Sproles, 2005-10  
166 Andre Coleman, 1994-96  
165 Ronney Jenkins, 2000-02

**Most, Season**  
67 Ronney Jenkins, 2000  
63 Darren Sproles, 2005  
62 Andre Coleman, 1995

**Most, Game**  
8 (5x) Last: Darren Sproles, Oct. 26, 2008  
at N.O. in London  
7 (13x) Last: D.Sproles, Oct. 19, 2009 vs. Den.  
6 (36x) Last: R.Goodman, Jan. 1, 2012 at Oak.

## COMBINED KICK & PUNT RETURN YARDS

**Most Seasons Leading League**  
1 James Brooks, 1982  
Leslie "Speedy" Duncan, 1965

**Most, Career**  
7,404 Darren Sproles, 2005-10  
5,037 Leslie "Speedy" Duncan, 1964-70  
4,240 Andre Coleman, 1994-96

**Most, Season**  
1,737 Andre Coleman, 1995  
1,636 Darren Sproles, 2005  
1,625 Darren Sproles, 2008

## COMBINED KICK & PUNT RETURNS

**Most Seasons Leading League**  
1 Leslie "Speedy" Duncan, 1965

**Most, Career**  
372 Darren Sproles, 2005-10  
289 Mike Fuller, 1975-80  
272 Leslie "Speedy" Duncan, 1964-70

**Most, Season**  
90 Andre Coleman, 1995  
81 Darren Sproles, 2005  
80 Darren Sproles, 2009

## SERVICE

**Most Seasons**  
17 David Binn, 1994-2010  
16 Antonio Gates, 2003-18  
Philip Rivers, 2004-19  
15 Dan Fouts, 1973-87  
Russ Washington, 1968-82  
14 Don Macek, 1976-89  
Doug Wilkerson, 1971-84

**Most Games**  
256 David Binn, 1994-10  
236 Antonio Gates, 2003-18  
228 Philip Rivers, 2004-19  
200 Junior Seau, 1990-2002  
Russ Washington, 1968-82

**Most Consecutive Games**  
225 Philip Rivers, 2005-19  
179 David Binn, 1994-10  
178 Russ Washington, 1968-80

**Most Consecutive Starts**  
224 Philip Rivers, 2006-19  
148 Russ Washington, 1970-80  
140 Walt Sweeney, 1964-73

# TEAM RECORDS

\*NFL Record | \*strike-shortened 1982 season

## GAMES WON

<b>Most, Season</b>
14 2006
13 2009
12 1961, 1979, 2004, 2018
<b>Fewest, Season</b>
1 2000
2 1973, 1975
4 1962, 1972, 1986, 1991, 1997, 2003, 2015
<b>Most Consecutive</b>
15 Nov. 27, 1960-Dec. 3, 1961
11 (3x) Last: Oct. 25, 2009-Jan. 3, 2010
8 (7x) Last: Oct. 25, 2004-Dec. 13, 2004
<b>Most Consecutive at Home</b>
10 Nov. 5, 1978-Nov. 25, 1979
9 (3x) Last: Sept. 17, 2006-Sept. 9, 2007
8 (4x) Last: Sept. 17, 2006-Dec. 31, 2006
<b>Most Consecutive on Road</b>
11 Oct. 2, 1960-Nov. 12, 1961
6 (4x) Last: Oct. 14, 2018-Dec. 30, 2018
5 (5x) Last: Oct. 14, 2018-Dec. 13, 2018
<b>Most Consecutive at Start of Season</b>
11 1961
6 1994
4 1966, 1980, 2002

## GAMES LOST

<b>Most, Season</b>
15 2000
12 1975, 1986, 1991, 1997, 2003, 2015
11 1973, 1998, 2001, 2016, 2019
<b>Fewest, Season</b>
2 1961, 1965, 2006
3 2009, 1963, 1982*
4 1960, 1979, 2004
<b>Most Consecutive</b>
11 (2x) Last: Sept. 3, 2000-Nov. 19, 2000
9 (5x) Last: Dec. 4, 2016-Oct. 1, 2017
8 (9x) Last: Dec. 4, 2016-Sept. 24, 2017
<b>Most Consecutive at Home</b>
7 Nov. 13, 2016-Oct. 1, 2017
6 (2x) Last: Nov. 13, 2016-Sept. 24, 2017
5 (10x) Last: Nov. 18, 2019-Sept. 27, 2020
<b>Most Consecutive on Road</b>
11 Oct. 6, 1985-Oct. 26, 1986
8 (4x) Last: Sept. 3, 2000-Dec. 17, 2000
7 (7x) Last: Nov. 10, 2002-Oct. 5, 2003
<b>Most Consecutive on Road w/o Victory (Ties incl.)</b>
14 Nov. 22, 1970-Nov. 19, 1972

## POINTS

<b>Most Seasons Leading League</b>
6 1963, 1965, 1981, 1982, 1985, 2006
<b>Most, Season</b>
492 2006
478 1981
474 2021
<b>Most, Game</b>
58 Dec. 22, 1963 vs. Denver
55 Nov. 22, 1981 at Oakland
Oct. 20, 1968 vs. Denver
54 Nov. 19, 2017 vs. Buffalo
<b>Most Game, Both Teams</b>
98 Dec. 8, 1985 vs. Pittsburgh
93 Dec. 18, 1960 vs. Titans of New York
90 Nov. 12, 2006 at Cincinnati
<b>Most, Half</b>
42 Nov. 12, 2006 at Cincinnati (2nd half)
41 Nov. 5, 1961 vs. Titans of N.Y. (2nd half)
37 Nov. 19, 2017 vs. Buffalo (1st half)
<b>Most, Quarter</b>
28 Nov. 25, 2018 vs. Arizona (2nd quarter)
Nov. 15, 1964 at K.C. (2nd quarter)
Nov. 5, 1961 vs. Titans of N.Y. (3rd quarter)
Sept. 24, 1961 vs. Houston Oilers (2nd quarter)
<b>Most, Quarter, Both Teams</b>
41 Nov. 21, 2021 vs. Pittsburgh (4th quarter)
Oct. 10, 2021 vs. Cleveland (4th quarter)
38 Dec. 26, 2021 at Houston (4th quarter)
Sept. 14, 2008 at Denver (2nd quarter)
Oct. 19, 1986 at Kansas City (2nd quarter)
Oct. 8, 1963 at Denver (2nd quarter)
Oct. 7, 1961 at Boston (2nd quarter)
<b>Fewest, Season</b>
188 1973
189 1975
212 1974
<b>Fewest, Game</b>
0 (29x) Last: Dec. 6, 2020 vs. New England
<b>Most Consecutive Games Not Shutout</b>
240 Nov. 7, 1999-Nov. 2, 2014
114 Oct. 4, 1992-Oct. 24, 1999
105 Sept. 7, 1962-Oct. 26, 1969
98 Nov. 16, 2014-Nov. 29, 2020

## TOUCHDOWNS

<b>Most Seasons Leading League</b>
6 1963, 1979, 1981, 1982, 1985, 2006
<b>Most, Season</b>
61 1981
60 1985
59 2006
<b>Most, Game</b>
8 Dec. 8, 1985 vs. Pittsburgh
Nov. 22, 1981 at Oakland
7 (9x) Last: Oct. 10, 2021 vs. Cleveland
6 (37x) Last: Dec. 8, 2019 at Jacksonville
<b>Fewest, Season</b>
22 1973, 1975
23 1998
25 1977, 1999
<b>POINTS AFTER TOUCHDOWN</b>
<b>Most Seasons Leading League</b>
5 1965, 1981, 1982, 1985, 2006
<b>Most, Season</b>
58 2006
55 1981
54 2004
<b>Most, Game</b>
7 (7x) Last: Dec. 28, 2008 vs. Denver
6 (30x) Last: Dec. 8, 2019 at Jacksonville
5 (53x) Last: Nov. 21, 2021 vs. Pittsburgh
<b>Fewest, Season</b>
19 1973, 1998
20 1975
21 1977

## TWO-POINT CONVERSIONS

<b>Most Seasons Leading League</b>
4 2008, 2010, 2018, 2021
<b>Most, Season</b>
7 2021
6 2018
3 1994
<b>Most, Game (since 1994)</b>
2 Dec. 2, 2018 at Pittsburgh
Sept. 9, 2018 vs. Kansas City
Oct. 25, 2015 vs. Oakland
1 (38x) Last: Jan. 8, 2023 at Denver
<b>Most Attempts, Season</b>
11 2021
8 2018
7 1994
<b>Most Attempts, Game (since 1994)</b>
3 Dec. 26, 2021 at Houston
Sept. 9, 2018 vs. Kansas City
2 (6x) Last: Oct. 10, 2021 vs. Cleveland
1 (49x) Last: Jan. 8, 2023 at Denver

## FIELD GOALS

<b>Most Seasons Leading League</b>
2 1994, 2009
<b>Most, Season</b>
34 1994, 2013
32 2009
31 1993, 1999, 2022
<b>Most, Game</b>
6 (3x) Last: Oct. 5, 1997 at Oakland
5 (11x) Last: Sept. 10, 2012 at Oakland
4 (38x) Last: Oct. 17, 2022 vs. Denver (OT)
<b>Most Attempts, Season</b>
43 2001
40 1993
38 1994
<b>Most Attempts, Game</b>
7 Oct. 8, 1966 at N.Y. Jets
6 (6x) Last: Nov. 19, 2017 vs. Buffalo
5 (27x) Last: Nov. 3, 2019 vs. Green Bay
<b>Most, Game, Both Teams</b>
9 Sept. 29, 1996 vs. Kansas City
8 Nov. 3, 1996 at Indianapolis
Nov. 9, 1975 vs. New England
7 (17x) Last: Oct. 17, 2022 vs. Denver (OT)
<b>Most Attempts, Game, Both Teams</b>
10 (4x) Last: Dec. 12, 1999 vs. Seattle
9 (3x) Last: Dec. 1, 2002 vs. Denver
8 (23x) Last: Dec. 27, 2020 vs. Denver
<b>Fewest Made, Season</b>
6 1974
10 1976
12 1964, 1970, 1973, 1975
<b>Fewest Attempts, Season</b>
16 1974
19 1970
20 1962, 1976, 1988, 2003



**FIRST DOWNS**

**Most Seasons Leading League (Total)**  
7 1965, 1969, 1980, 1981, 1982, 1983, 1985

**Most, Season**  
401 2021  
380 1985  
379 1981

**Most, Game**  
35 Oct. 19, 1986 at Kansas City  
34 Nov. 18, 1984 vs. Miami (OT)  
Dec. 20, 1982 vs. Cincinnati  
33 Nov. 21, 2021 vs. Pittsburgh  
Sept. 9, 2018 vs. Kansas City  
Sept. 15, 2013 at Philadelphia  
Oct. 31, 2004 vs. Oakland

**Most, Game, Both Teams**  
62 Sept. 15, 1985 vs. Seattle  
58 Dec. 29, 2002 vs. Seattle (OT)  
Sept. 22, 1985 at Cincinnati  
Nov. 18, 1984 vs. Miami (OT)  
57 Sept. 18, 2011 at New England  
Dec. 11, 1982 at San Francisco

**Fewest, Season**  
198 1973, 1975  
208 1961  
217 1962

**Fewest, Game**  
3 Nov. 30, 1975 at Denver (OT)  
5 Nov. 16, 2003 at Denver  
Oct. 5, 1970 vs. Oakland  
6 Dec. 24, 2000 vs. Pittsburgh  
Nov. 22, 1987 at Seattle

**Most Seasons Leading League (Rushing)**  
3 1963, 1965, 2006

**Most by Rushing, Season**  
137 2006  
131 2004  
127 1965, 1981

**Most by Rushing, Game**  
19 Nov. 27, 1960 vs. Oakland  
18 Oct. 3, 1965 vs. Houston Oilers  
17 (3x) Last: Dec. 28, 2008 vs. Denver

**Fewest by Rushing, Game**  
0 Dec. 5, 2010 vs. Oakland  
Nov. 14, 1999 at Oakland  
1 (17x) Last: Sept. 25, 2016 at Indianapolis  
2 (52x) Last: Sept. 25, 2022 vs. Jacksonville

**Most Seasons Leading League (Passing)**  
7 1968, 1971, 1980, 1981, 1982, 1983, 1985

**Most by Passing, Season**  
259 1985  
256 2021  
244 1980

**Most by Passing, Game**  
27 Sept. 15, 1985 vs. Seattle  
26 Oct. 18, 2015 at Green Bay  
23 Dec. 20, 1982 vs. Cincinnati  
Oct. 19, 1980 vs. N.Y. Giants

**Fewest by Passing, Season**  
89 1975  
93 1973  
110 1961

**Fewest by Passing, Game**  
0 Sept. 20, 1998 at Kansas City  
1 Nov. 30, 1975 at Denver (OT)  
2 (3x) Last: Nov. 16, 2003 at Denver

**Most Seasons Leading League (Penalty)**  
2 1960, 1970

**Most by Penalty, Season**  
39 2013, 2019  
37 2004, 2014  
36 2016, 2020

**Most by Penalty, Game**  
7 Oct. 17, 2022 vs. Denver (OT)  
Nov. 13, 2016 vs. Tennessee  
Nov. 15, 1998 vs. Baltimore  
Nov. 30, 1997 vs. Denver  
6 (5x) Last: Nov. 30, 2014 at Baltimore  
5 (23x) Last: Nov. 21, 2021 vs. Pittsburgh

**Fewest by Penalty, Season**  
11 1975  
12 1964  
13 1968

**NET YARDS GAINED**

**Most Seasons Leading League**  
8 1963, 1965, 1980, 1981, 1982, 1983, 1985, 2010

**Most, Season**  
6,744 1981  
6,634 2021  
6,535 1985

**Most, Game**  
661 Dec. 20, 1982 vs. Cincinnati  
593 Nov. 10, 1985 vs. L.A. Raiders  
581 Oct. 20, 1968 vs. Denver

**Most, Game, Both Teams**  
1,102 Dec. 20, 1982 vs. Cincinnati  
1,057 Oct. 20, 1968 vs. Denver  
1,050 Sept. 15, 2013 at Philadelphia

**Fewest, Season**  
3,411 1975  
3,622 1973  
3,953 1970

**Fewest, Game**  
70 Nov. 2, 1969 at Denver  
93 Oct. 5, 1975 vs. Oakland  
96 Nov. 16, 2003 at Denver

**Most Total Offensive Plays, Season**  
1,154 1984, 2022  
1,135 1980  
1,129 1981

**Fewest Total Offensive Plays, Season**  
617 1982<sup>1</sup>  
753 1963  
759 1964

**RUSHING**

**Most Seasons Leading League (Attempts)**  
1 1965

**Most Attempts, Season**  
590 1978  
525 2004  
522 2006

**Most Attempts, Game**  
58 Nov. 20, 1977 vs. Oakland  
53 Dec. 16, 2007 vs. Detroit  
Sept. 10, 1978 vs. Oakland  
Dec. 3, 1972 vs. Oakland  
52 Nov. 27, 1960 vs. Oakland

**Fewest Attempts, Season**  
267 1982<sup>1</sup>  
351 2000  
361 1966

**Most Seasons Leading League (Yards)**  
2 1963, 1965

**Most Yards, Season**  
2,578 2006  
2,257 1990  
2,248 1991

**Most Yards, Game**  
289 Dec. 28, 2008 vs. Denver  
287 Oct. 13, 1963 vs. N.Y. Jets  
274 Dec. 16, 2007 vs. Detroit

**Fewest Yards, Game**  
2 Dec. 17, 1961 vs. Boston  
3 Nov. 19, 1961 vs. Dallas Texans  
11 Nov. 20, 1960 vs. Buffalo

**Most Seasons Leading League (Touchdowns)**  
4 1961, 1981, 1982, 2006

**Most Touchdowns, Season**  
32 2006  
26 1981  
25 1979

**Fewest Touchdowns, Season**  
4 2012, 2015  
5 1997  
6 2014

**Most Touchdowns, Game**  
5 (4x) Last: Dec. 28, 2008 vs. Denver  
4 (22x) Last: Dec. 25, 2009 at Tennessee  
3 (48x) Last: Oct. 10, 2021 vs. Cleveland

**RUSHING AVERAGE**

**Most Seasons Leading League**  
6 1960, 1963, 1965, 1969, 1991, 2003

**Most, Season**  
5.6 1963  
5.1 2003  
4.9 2006

**Highest, Game**  
8.52 Dec. 24, 1967 vs. N.Y. Jets  
8.44 Dec. 22, 1963 vs. Denver  
8.26 Nov. 5, 2006 vs. Cleveland

**PASSING**

**Most Seasons Leading League (Attempts)**  
3 1968, 1984, 1985

**Most Attempts, Season**  
711 2022  
674 2021  
667 2015

**Most Attempts, Game**  
65 Oct. 18, 2015 at Green Bay  
Oct. 19, 1986 at Kansas City  
64 Jan. 9, 2022 at Las Vegas (OT)  
58 Oct. 25, 2015 vs. Oakland  
Dec. 22, 1985 at Kansas City

**Fewest Attempts, Season**  
337 1975  
338 1982<sup>1</sup>  
349 1974

**Fewest Attempts, Game**  
6 Dec. 19, 2004 at Cleveland  
10 Dec. 18, 1988 vs. Kansas City  
11 (2x) Last: Oct. 28, 2007 vs. Houston

**Most Seasons Leading League (Completions)**  
3 1983, 1984, 1985

**Most Completions, Season**  
485 2022  
443 2021  
442 2015

**Most Completions, Game**  
43 Oct. 18, 2015 at Green Bay  
39 Dec. 11, 2022 vs. Miami  
38 Oct. 25, 2015 vs. Oakland

**Fewest Completions, Game**  
1 at Kansas City Sept. 20, 1998  
3 vs. Oakland Oct. 5, 1975  
4 at Cleveland Dec. 19, 2004  
vs. Kansas City Nov. 2, 1986

**Most Seasons Leading League (Net Yards)**  
11 1965, 1968, 1971, 1978, 1979, 1980, 1981, 1982, 1983, 1985, 2017

**Most Net Yards Gained, Season**  
4,870 1985  
4,800 2021  
4,739 1981

**Most Net Yards Gained, Game**  
494 Sept. 15, 1985 vs. Seattle  
488 Oct. 18, 2015 at Green Bay  
486 Dec. 20, 1982 vs. Cincinnati

**Fewest Net Yards Gained, Season**  
1,610 1975  
1,808 1973  
2,244 1977

**Fewest Net Yards Gained, Game**  
-22 Oct. 5, 1975 vs. Oakland  
-19 Sept. 20, 1998 at Kansas City  
7 Sept. 16, 1973 at Washington

**Most Seasons Leading League (Touchdowns)**  
5 1971, 1981, 1982, 1985, 2008

**Most Touchdowns, Season**  
38 2021  
37 1985  
34 1981, 2008

**Fewest Touchdowns, Season**  
7 1975  
9 1973  
11 1977, 1988, 1998

**Most Touchdowns, Game**  
7<sup>1</sup> Nov. 22, 1981 at Oakland  
5 (9x) Last: Oct. 31, 2004 vs. Oakland  
4 (33x) Last: Oct. 10, 2021 vs. Cleveland

**Most Seasons Leading League (Fewest INTs)**  
2 1966, 2004

**Most Had Intercepted, Season**  
34 1962, 1998  
33 1968, 1983, 1986  
30 1964, 1973, 1978, 1985, 2000

**Most Had Intercepted, Game**  
7 Dec. 13, 1998 at Seattle  
Dec. 8, 1968 vs. Kansas City  
6 (6x) Last: Oct. 24, 1999 vs. Green Bay  
5 (14x) Last: Dec. 27, 1987 at Denver

**Fewest Had Intercepted, Season**  
8 2004  
9 2006  
10 2009, 2020, 2022

COMMUNITY

FRONT OFFICE

VETERANS

DRAFT PICKS  
& FREE AGENTS2022 IN  
REVIEWTEAM  
RECORDSGENERAL  
INFORMATION

**SACKED ATTEMPTING TO PASS**

<b>Most Seasons Leading League (Least Sacked)</b>
5 1963, 1964, 1967, 1968, 2017
<b>Most Times, Season</b>
57 1970
53 2000
51 1997
<b>Fewest Times, Season</b>
11 1967
12 1982*
18 1968, 2017
<b>Most Times Sacked Opponent, Season</b>
62 1986
61 2006
60 1980
<b>Most Times Sacked Opponent, Game</b>
11 Dec. 23, 2012 at N.Y. Jets
Nov. 16, 1986 vs. Dallas
10 Sept. 24, 1978 vs. Green Bay
9 (5x) Last: Dec. 24, 2016 at Cleveland

**INTERCEPTIONS**

<b>Most Seasons Leading League (Interceptions)</b>
3 1961, 2007, 2016
<b>Most, Season</b>
49* 1961
31 1969
30 1964, 2007
<b>Most, Game</b>
6 (6x) Last: vs. Indianapolis Nov. 11, 2007
5 (9x) Last: vs. Buffalo Nov. 19, 2017
4 (30x) Last: at Indianapolis Nov. 28, 2010
<b>Most, Game, Both Teams</b>
10 Dec. 13, 1998 at Seattle
9 Sept. 21, 1980 at Denver
Nov. 1, 1964 at Oakland
8 (11x) Last: Nov. 11, 2007 vs. Indianapolis
<b>Fewest, Season</b>
7 2014
9 1970
10 2005
<b>Most Consecutive Games</b>
46* 1960-63
<b>Most Seasons Leading League (Return Yards)</b>
2 1961, 1964
<b>Most Yards Returned, Season</b>
929* 1961
562 1979
499 1984
<b>Most Yards Returned, Game</b>
194 Sept. 24, 1961 vs. Houston Oilers
174 Oct. 29, 1961 vs. Denver
171 Nov. 18, 1979 vs. Pittsburgh
<b>Fewest Yards Returned, Season</b>
65 2014
90 1970
123 1999
<b>Most Seasons Leading League (Return TDs)</b>
1 1961
<b>Most Touchdowns by Returns, Season</b>
9* 1961
5 2012
4 1984, 2000
<b>Most Touchdowns by Returns, Game</b>
2 Nov. 28, 2010 at Indianapolis
Oct. 29, 1961 vs. Denver
1 (93x) Last: Dec. 4, 2022 at Las Vegas

**PUNTS**

<b>Most, Season</b>
95 1998
92 2000
90 1997
<b>Most, Game</b>
11 (5x) Last: Oct. 11, 1998 at Oakland
10 (11x) Last: Nov. 12, 2017 at Jacksonville
9 (12x) Last: Dec. 24, 2017 at N.Y. Jets
<b>Fewest, Season</b>
23 1982*
45 1972
47 2011
<b>Fewest, Game</b>
0 (8x) Last: Sept. 19, 2021 vs. Dallas
1 (38x) Last: Oct. 9, 2022 at Cleveland
2 (82x) Last: Sept. 12, 2021 at Washington
<b>Fewest, Game, Both Teams</b>
1 (3x) Last: Sept. 19, 2021 vs. Dallas
2 (9x) Last: Dec. 16, 2021 vs. Kansas City
3 (17x) Last: Oct. 9, 2022 at Cleveland

**PUNT YARDS**

<b>Most Seasons Leading League (Yards)</b>
1 1962
<b>Most, Season</b>
4,248 2000
4,174 1998
3,972 1997
<b>Most, Game</b>
522 Oct. 11, 1998 at Oakland
493 Nov. 18, 2012 at Denver
492 Nov. 10, 1974 at Kansas City
<b>Fewest, Season</b>
868 1982*
1,813 1972
2,123 2021
<b>Most Seasons Leading League (Average)</b>
4 1960, 1969, 1987, 2000
<b>Highest Average, Season</b>
48.1 2017
47.5 2011
47.0 2019
<b>Lowest Average, Season</b>
36.3 1978
36.5 1979
36.8 1975

**PUNT RETURNS**

<b>Most Seasons Leading League (Returns)</b>
1 1965
<b>Most, Season</b>
57 1978
52 1979
49 2003
<b>Most, Game</b>
8 (4x) Last: Dec. 7, 2003 at Detroit
7 (7x) Last: Dec. 7, 1978 at Houston
6 (13x) Last: Dec. 20, 2015 vs. Miami
<b>Fewest, Season</b>
12 1982*
18 2021
20 2015
<b>Most Seasons Leading League (Fair Catches)</b>
3 1968, 1969, 1991
<b>Most Fair Catches, Season</b>
32 1969
26 2015, 2017
25 1991, 1999
<b>Most Fair Catches, Game</b>
6 Dec. 17, 1989 at Kansas City
Dec. 4, 1978 vs. Chicago
5 (3x) Last: Sept. 3, 2000 at Oakland
4 (12x) Last: Dec. 11, 2022 vs. Miami
<b>Fewest Fair Catches, Season</b>
0 1960, 1961, 1962, 1963, 1964, 1965, 1975
1 1976
3 1977

**PUNT RETURN YARDS**

<b>Most Seasons Leading League (Return Yards)</b>
1 1965
<b>Most, Season</b>
590 1978
559 1996
542 1998
<b>Most, Game</b>
169 Nov. 2, 1997 at Cincinnati
151 Sept. 20, 1965 vs. Kansas City
139 Nov. 5, 1961 vs. Titans of N.Y.
<b>Fewest, Season</b>
84 2015
100 2020
107 2021
<b>Most Seasons Leading League (Average)</b>
3 1965, 1966, 1973
<b>Highest Average, Season</b>
15.5 1961
14.7 1996
13.4 1965
<b>Lowest Average, Season</b>
4.2 2015
5.4 2019
5.6 1970, 2020

**PUNT RETURN TOUCHDOWNS**

<b>Most Seasons Leading League</b>
7 1965, 1973, 1990, 1994, 1995, 1997, 2018
<b>Most, Season</b>
3 1997
2 1965, 1973, 1990, 1994
1 (16x) Last: 2019
<b>Most, Game</b>
2* Nov. 2, 1997 at Cincinnati
1 (25x) Last: Oct. 26, 2019 vs. Denver

**KICKOFF RETURNS**

<b>Most Seasons Leading League</b>
2 1982, 2003
<b>Most, Season</b>
84 2003
83 2000
75 1997
<b>Most, Game</b>
9 (7x) Last: Nov. 3, 2002 vs. N.Y. Jets
8 (15x) Last: Oct. 26, 2008 at N.O. in London
7 (5x) Last: Sept. 26, 2010 at Seattle
<b>Most, Game, Both Teams</b>
17 Dec. 8, 1985 vs. Pittsburgh
16 Dec. 18, 1960 vs. Titans of New York
15 (3x) Last: Oct. 2, 1983 at N.Y. Giants

**KICKOFF RETURN YARDS**

<b>Most Seasons Leading League</b>
1 1962
<b>Most, Season</b>
1,804 2003
1,792 2000
1,716 2001
<b>Most, Game</b>
269 Nov. 18, 2001 at Oakland
242 Oct. 21, 1973 vs. Atlanta
232 Dec. 13, 1964 vs. Kansas City
<b>Fewest, Season</b>
474 2017
508 2016
512 2022
<b>Most Seasons Leading League (Average)</b>
3 1988, 1990, 2001
<b>Highest Average, Season</b>
26.0 2001
25.6 2011
25.5 2007
<b>Lowest Average, Season</b>
16.5 1961
17.5 1986
18.0 1992

**KICKOFF RETURN TOUCHDOWNS**

<b>Most Seasons Leading League</b>
6 1988, 1989, 1991, 1995, 2001, 2011
<b>Most, Season</b>
2 1988, 1994, 1995, 2001
1 1962, 1985, 1989, 1991, 1997, 2000, 2004, 2007, 2008, 2011, 2012, 2021
<b>Most, Game</b>
1 (20x) Last: Jan. 2, 2022 vs. Denver

**PENALTIES**

<b>Most Seasons Leading League (Penalties)</b>
3 1960, 1961, 1988
<b>Most, Season</b>
137 1998
129 1997
128 1981
<b>Most, Game</b>
19 Nov. 16, 1997 at Kansas City
16 Nov. 15, 1998 vs. Baltimore
15 Nov. 3, 1997 at Indianapolis
<b>Fewest, Season</b>
63 1969
64 1982*
68 1966
<b>Fewest, Game</b>
0 (5x) Last: Oct. 9, 2011 at Denver
1 (30x) Last: Nov. 13, 2022 at San Francisco
2 (39x) Last: Dec. 22, 2019 at Oakland
<b>Most Seasons Leading League (Penalty Yards)</b>
3 1960, 1961, 1966
<b>Most Yards, Season</b>
1,229 1998
1,101 1997
1,039 1988
<b>Most Yards, Game</b>
148 Oct. 13, 1963 vs. N.Y. Jets
146 Nov. 15, 1998 vs. Baltimore
Nov. 16, 1997 at Kansas City
138 Nov. 16, 1981 at Seattle

**FUMBLES**

<b>Most Seasons Leading League (Fewest Fumbles)</b>
4 1963, 1966, 1993, 2021
<b>Most, Season</b>
44 1985
42 1983
40 1972, 1973, 1980
<b>Most, Game</b>
9 Sept. 24, 1978 vs. Green Bay
7 Sept. 30, 1973 vs. Cincinnati
6 (5x) Last: Dec. 13, 1987 vs. Pittsburgh
<b>Most by Opponent, Game</b>
9 Nov. 15, 1964 at Kansas City
7 (3x) Last: Sept. 9, 2001 vs. Washington
6 (6x) Last: Dec. 9, 1995 vs. Arizona
<b>Most, Game, Both Teams</b>
11 (3x) Last: Oct. 13, 1985 vs. Kansas City
10 (5x) Last: Nov. 25, 1990 vs. Seattle
9 (7x) Last: Sept. 9, 2001 vs. Washington
<b>Fewest, Season</b>
10 2021
13 1993
14 2009, 2013
<b>Most Seasons Leading League (Fewest Lost Fum.)</b>
5 1963, 1966, 1970, 1979, 1993
<b>Most Lost, Season</b>
22 1980, 1981, 1983
21 1973, 1978
20 1972, 1987, 2000
<b>Most Lost, Game</b>
6 Sept. 24, 1978 vs. Green Bay
4 (10x) Last: Dec. 10, 2000 at Baltimore
3 (40x) Last: Sept. 25, 2016 at Indianapolis
<b>Most Own Recovered, Season</b>
25 1985
21 1979
20 1972, 1973, 1975, 1983
<b>Most Own Recovered, Game</b>
5 (5x) Last: Dec. 26, 1999 vs. Oakland
4 (7x) Last: Sept. 14, 2014 vs. Seattle
3 (42x) Last: Jan. 3, 2016 at Denver
<b>Fewest Own Recovered, Season</b>
3 2021
4 1963, 2013
7 1989, 2009
<b>Most Opponents Recovered, Season</b>
22 1986
18 1973, 1979, 1980, 1981, 2007
17 1960, 1961, 1963, 1983, 1984
<b>Fewest Opponents Recovered, Season</b>
3 2019
4 2011
5 1963

**POINTS ALLOWED**

<b>Most Seasons Leading League (Fewest Points)</b>
2 1961, 1963
<b>Most, Season</b>
462 1983
459 2021
441 2003
<b>Most, Game</b>
57 at St. Louis Oct. 1, 2000
52 at Pittsburgh Nov. 25, 1984
51 at Oakland Oct. 29, 1967
<b>Most, Quarter</b>
31 Dec. 8, 1963 at Oakland (4th quarter)
30 Nov. 20, 1983 at St. Louis Cardinals (2nd quarter)
28 (5x) Last: Nov. 28, 1999 at Min. (2nd quarter)
<b>Fewest, Season</b>
205 1977
219 1961
221 1982'
<b>Fewest, Game</b>
0 (18x) Last: Oct. 22, 2017 vs. Denver
3 (17x) Last: Dec. 26, 2022 at Indianapolis
6 (19x) Last: Nov. 23, 2017 at Dallas

**FIRST DOWNS ALLOWED**

<b>Most Seasons Leading League (Fewest Total)</b>
1 2010
<b>Most, Season</b>
383 2021
365 1981
364 1985
<b>Most, Game</b>
34 Sept. 14, 2008 at Denver
Dec. 29, 2002 vs. Seattle
Nov. 19, 2000 at Denver
33 Sept. 26, 2021 at Kansas City
Sept. 23, 2018 at L.A. Rams
Nov. 23, 2003 vs. Cincinnati
32 Oct. 4, 2009 at Pittsburgh
<b>Fewest, Season</b>
190 1965
196 1982'
224 1962
<b>Fewest, Game</b>
5 Dec. 12, 2010 vs. Kansas City
Sept. 19, 1976 at Tampa Bay
6 Oct. 11, 1998 at Oakland
Oct. 22, 1961 at Oakland
7 (5x) Last: Sept. 15, 2002 vs. Houston
<b>Most by Rushing, Season</b>
154 1975
144 2021
143 1971
<b>Most by Rushing, Game</b>
19 (3x) Last: Nov. 22, 1987 at Seattle
17 Sept. 23, 1962 vs. Houston
16 Oct. 16, 1977 vs. New England
Dec. 18, 1966 vs. Kansas City
<b>Fewest by Rushing, Season</b>
54 1965
65 1982
71 1969
<b>Fewest by Rushing, Game</b>
0 (5x) Last: Nov. 28, 2010 at Indianapolis
1 (24x) Last: Sept. 11, 2022 vs. Las Vegas
2 (46x) Last: Dec. 26, 2022 at Indianapolis
<b>Most Seasons Leading League (Fewest Passing)</b>
1 2014
<b>Most by Passing, Season</b>
218 1985
216 1981
213 2008
<b>Most by Passing, Game</b>
24 Nov. 19, 2000 at Denver
23 Sept. 18, 2011 at New England
22 (4x) Last: Nov. 15, 2009 vs. Philadelphia
<b>Fewest by Passing, Season</b>
105 1977
114 1971
116 1965
<b>Fewest by Passing, Game</b>
1 (3x) Last: Dec. 28, 2003 vs. Oakland
2 (6x) Last: Dec. 19, 2004 at Cleveland
3 (12x) Last: Sept. 11, 2011 vs. Minnesota
<b>Most Seasons Leading League (Fewest Penalty)</b>
1 1992
<b>Most by Penalty, Season</b>
41 2000, 2004, 2014
40 2021
35 1981, 1997, 1998
<b>Most by Penalty, Game</b>
7 Nov. 5, 2006 vs. Cleveland
6 (9x) Last: Sept. 24, 2017 vs. Kansas City
5 (23x) Last: Jan. 9, 2022 at Las Vegas (OT)
<b>Fewest by Penalty, Season</b>
12 1982'
13 1969, 1992
14 1976

**NET YARDS ALLOWED**

<b>Most Seasons Leading League (Fewest Net Yards)</b>
4 1961, 1965, 1998, 2010
<b>Most, Season</b>
6,265 1985
6,136 1981
6,122 2021
<b>Most, Game</b>
614 Oct. 1, 2000 at St. Louis
591 Dec. 29, 2002 vs. Seattle
553 Sept. 22, 1996 at Oakland
<b>Fewest, Season</b>
3,253 1982'
3,268 1965
3,652 1977
<b>Fewest, Game</b>
58 Oct. 22, 1961 at Oakland
67 Dec. 12, 2010 vs. Kansas City
99 Nov. 1, 1992 vs. Indianapolis
<b>RUSHING ALLOWED</b>
<b>Most Seasons Leading League (Fewest Att.)</b>
3 1965, 1979, 2004
<b>Most Attempts, Season</b>
606 1975
559 1973
552 1983
<b>Most Attempts, Game</b>
61 Oct. 25, 1981 at Chicago (OT)
60 Nov. 30, 1975 at Denver (OT)
59 Sept. 18, 1977 at Oakland
<b>Fewest Attempts, Season</b>
230 1982'
306 1965
355 2004
<b>Fewest Attempts, Game</b>
9 Dec. 16, 2007 vs. Detroit
Sept. 7, 1986 vs. Miami
10 (2x) Last: Sept. 16, 2012 vs. Tennessee
11 (6x) Last: Nov. 3, 2019 vs. Green Bay
<b>Most Seasons Leading League (Fewest Yards)</b>
3 1965, 1998, 2005
<b>Most Yards, Season</b>
2,478 2022
2,442 1975
2,403 1966
<b>Most Yards, Game</b>
378 Nov. 4, 2007 at Minnesota
355 Dec. 20, 2014 at San Francisco
328 Nov. 30, 1975 at Denver (OT)
<b>Fewest Yards, Season</b>
961 1982'
1,094 1965
1,140 1998
<b>Fewest Yards, Game</b>
2 Oct. 22, 1961 at Oakland
11 Dec. 17, 2000 at Carolina
13 Oct. 5, 1997 at Oakland
<b>Most Seasons Leading League (Fewest TDs)</b>
2 1961, 1963
<b>Most Touchdowns, Season</b>
26 1983
25 1971, 1981, 1985
23 1973, 1994
<b>Fewest Touchdowns, Season</b>
7 1961, 1965
8 1999, 2011
10 (12x) Last: 2012
<b>Most Touchdowns Allowed, Game</b>
5 Oct. 21, 1973 vs. Atlanta
Sept. 18, 1960 at Houston
4 (11x) Last: Nov. 3, 2013 at Washington
3 (50x) Last: Oct. 9, 2022 at Cleveland

**PASSING ALLOWED****Most Seasons Leading League (Fewest Att.)**

2 1966, 2019

**Most Attempts, Season**

636 1996

607 2002, 2004

605 2008

**Most Attempts, Game**

61 Sept. 20, 1987 vs. St. Louis

58 (2x) Last: Oct. 3, 2004 vs. Tennessee

57 (2x) Last: Sept. 22, 1996 at Oakland

**Fewest Attempts, Season**

330 1977

341 1973

342 1982<sup>1</sup>**Fewest Attempts, Game**

7 Nov. 6, 1977 at Detroit

12 (2x) Last: Dec. 10, 1972 at Denver

13 (4x) Last: Oct. 4, 1987 at Cincinnati

**Most Seasons Leading League (Fewest Cmp.)**

1 1966

**Most Completions, Season**

411 2008

375 2002

372 2004

**Most Completions, Game**

40 Dec. 20, 1982 vs. Cincinnati

39 Oct. 3, 2004 vs. Tennessee

37 Oct. 9, 1994 Kansas City

**Fewest Completions, Season**

170 1966

172 1977

177 1973

**Fewest Completions, Game**

3 Sept. 19, 1976 at Tampa Bay

5 (5x) Last: Oct. 4, 1987 at Cincinnati

6 (6x) Last: Dec. 28, 2003 vs. Oakland

**Most Seasons Leading League (Fewest Net Yds)**

4 1961, 1964, 1965, 2010

**Most Net Yards, Season**

4,311 1981

4,295 2002

4,293 1985

**Most Net Yards, Game**

453 Nov. 10, 2002 at St. Louis

451 Oct. 1, 2000 at St. Louis

443 Nov. 19, 2000 at Denver

**Fewest Net Yards, Season**

1,725 1977

2,155 1966

2,174 1965

**Fewest Net Yards, Game**

-13 Oct. 4, 1987 at Cincinnati

-4 Sept. 19, 1976 at Tampa Bay

0 Dec. 28, 2003 vs. Oakland

Dec. 6, 1970 vs. Cincinnati

**Most Seasons Leading League (Fewest TDs)**

4 1963, 1965, 1966, 1979

**Most Touchdowns, Season**

36 2003

33 2000

31 1997

**Most Touchdowns, Game**

5 (8x) Last: Oct. 4, 2020 at Tampa Bay

4 (30x) Last: Sept. 9, 2018 vs. Kansas City

3 (114x) Last: Jan. 8, 2023 at Denver

**Fewest Touchdowns, Season**10 1982<sup>1</sup>

11 1979

13 1966, 1970, 1974

**PUNT RETURNS ALLOWED****Most Seasons Leading League (Fewest Returns)**

7 1960, 1963, 1966, 1967, 1968, 1982, 2004

**Most by Opponents, Season**

56 1988

51 1996, 2000

49 1998

**Fewest by Opponents, Season**7 1982<sup>1</sup>

16 1968

17 1960, 1972

**Most Yards by Opponents, Season**

722 2000

612 1996

601 1976

**Most Yards by Opponent, Game**

160 Sept. 13, 2010 at Kansas City

150 Dec. 27, 1987 at Denver

145 Dec. 6, 2020 vs. New England

**KICKOFF RETURNS ALLOWED****Most Seasons Leading League (Fewest Returns)**

1 1975

**Fewest by Opponent, Season**

90 2006

88 1981

87 2009

**Fewest by Opponent, Season**

21 2016

32 2015

34 2020

**Most by Opponent, Game**

10 (4x) Last: Dec. 16, 2007 vs. Detroit

9 (7x) Last: Nov. 28, 2010 at Indianapolis

8 (25x) Last: Nov. 24, 2013 at Kansas City

# CAREER TOP 10

## RUSHING YARDS

1. LaDainian Tomlinson, 2001-09.....	12,490
2. Paul Lowe, 1960-68.....	4,972
3. Marion Butts, 1989-93.....	4,297
4. Melvin Gordon, 2015-19.....	4,240
5. Ryan Mathews, 2010-14.....	4,061
6. Natrone Means, 1993-95, 98-99.....	3,885
7. Austin Ekeler, 2017-22.....	3,727
8. Chuck Muncie, 1980-84.....	3,309
9. Don Woods, 1974-80.....	2,858
10. Keith Lincoln, 1961-66, 68.....	2,698

## RUSHING TOUCHDOWNS

1. LaDainian Tomlinson, 2001-09.....	138
2. Chuck Muncie, 1980-84.....	43
3. Paul Lowe, 1960-68.....	38
4. Melvin Gordon, 2015-19.....	36
5. Austin Ekeler, 2017-22.....	34
6. Natrone Means, 1993-95, 98-99.....	34
7. Marion Butts, 1989-93.....	31
8. Ryan Mathews, 2010-14.....	23
9. Mike Tolbert, 2008-11.....	20
10. Tim Spencer, 1985-90.....	19

## RUSHING ATTEMPTS

1. LaDainian Tomlinson, 2001-09.....	2,880
2. Melvin Gordon, 2015-19.....	1,059
3. Marion Butts, 1989-93.....	1,031
4. Paul Lowe, 1960-68.....	1,015
5. Natrone Means, 1993-95, 98-99.....	1,013
6. Ryan Mathews, 2010-14.....	923
7. Austin Ekeler, 2017-22.....	811
8. Chuck Muncie, 1980-84.....	773
9. Don Woods, 1974-80.....	713
10. Keith Lincoln, 1961-66, 68.....	573

## TOTAL YARDS FROM SCRIMMAGE

1. LaDainian Tomlinson, 2001-09.....	16,445
2. Antonio Gates, 2003-18.....	11,841
3. Lance Alworth, 1962-70.....	9,721
4. Keenan Allen, 2013-22.....	9,394
5. Charlie Joiner, 1976-86.....	9,191
6. Gary Garrison, 1966-76.....	7,562
7. Austin Ekeler, 2017-22.....	7,175
8. Kellen Winslow, 1979-87.....	6,741
9. Wes Chandler, 1981-87.....	6,197
10. Melvin Gordon, 2015-19.....	6,113

## PASSING YARDS

1. Philip Rivers, 2004-19.....	59,271
2. Dan Fouts, 1973-87.....	43,040
3. John Hadl, 1962-72.....	26,938
4. Stan Humphries, 1992-97.....	16,085
5. Justin Herbert, 2020-22.....	14,089
6. Drew Brees, 2001-05.....	12,348
7. Jack Kemp, 1960-62.....	5,996
8. Doug Flutie, 2001-04.....	4,901
9. John Friesz, 1990-93.....	4,396
10. Jim Harbaugh, 1999-2000.....	4,177

## TOUCHDOWN PASSES

1. Philip Rivers, 2004-19.....	397
2. Dan Fouts, 1973-87.....	254
3. John Hadl, 1962-72.....	201
4. Justin Herbert, 2020-22.....	94
5. Stan Humphries, 1992-97.....	85
6. Drew Brees, 2001-05.....	80
7. Jack Kemp, 1960-62.....	37
8. Tobin Rote, 1963-64.....	29
9. Doug Flutie, 2001-04.....	25
10. Billy Joe Tolliver, 1989-90.....	21

## PASS ATTEMPTS

1. Philip Rivers, 2004-19.....	7,591
2. Dan Fouts, 1973-87.....	5,604
3. John Hadl, 1962-72.....	3,640
4. Stan Humphries, 1992-97.....	2,350
5. Justin Herbert, 2020-22.....	1,966
6. Drew Brees, 2001-05.....	1,809
7. Jack Kemp, 1960-62.....	815
8. John Friesz, 1990-93.....	747
9. Doug Flutie, 2001-04.....	737
10. Jim Harbaugh, 1999-2000.....	636

## PASS COMPLETIONS

1. Philip Rivers, 2004-19.....	4,908
2. Dan Fouts, 1973-87.....	3,297
3. John Hadl, 1962-72.....	1,824
4. Stan Humphries, 1992-97.....	1,335
5. Justin Herbert, 2020-22.....	1,316
6. Drew Brees, 2001-05.....	1,125
7. Doug Flutie, 2001-04.....	408
8. John Friesz, 1990-93.....	401
9. Jack Kemp, 1960-62.....	389
10. Jim Harbaugh, 1999-2000.....	372

## PASSES INTERCEPTED

1. Dan Fouts, 1973-87.....	242
2. John Hadl, 1962-72.....	211
3. Philip Rivers, 2004-19.....	198
4. Stan Humphries, 1992-97.....	73
5. Drew Brees, 2001-05.....	53
6. Jack Kemp, 1960-62.....	49
7. Justin Herbert, 2020-22.....	35
8. Ryan Lief, 1998-2000.....	33
9. Tobin Rote, 1963-64.....	32
10. Craig Whelhan, 1995-98.....	29

## RECEIVING YARDS

1. Antonio Gates, 2003-18.....	11,841
2. Lance Alworth, 1962-70.....	9,584
3. Keenan Allen, 2013-22.....	9,287
4. Charlie Joiner, 1976-86.....	9,203
5. Gary Garrison, 1966-76.....	7,533
6. Kellen Winslow, 1979-87.....	6,741
7. Wes Chandler, 1981-87.....	6,132
8. Anthony Miller, 1989-93.....	5,582
9. Malcolm Floyd, 2004-15.....	5,550
10. Vincent Jackson, 2005-11.....	4,754

## RECEIVING TOUCHDOWNS

1. Antonio Gates, 2003-18.....	116
2. Lance Alworth, 1962-70.....	81
3. Gary Garrison, 1966-76.....	58
4. Keenan Allen, 2013-22.....	52
5. Charlie Joiner, 1976-86.....	47
6. Kellen Winslow, 1979-87.....	45
7. Wes Chandler, 1981-87.....	41
8. Vincent Jackson, 2005-11.....	37
9. Anthony Miller, 1988-93.....	37
10. John Jefferson, 1978-80.....	36

## RECEPTIONS

1. Antonio Gates, 2003-18.....	955
2. Keenan Allen, 2013-22.....	796
3. Charlie Joiner, 1976-86.....	586
4. Kellen Winslow, 1979-87.....	541
5. LaDainian Tomlinson, 2001-09.....	530
6. Lance Alworth, 1962-70.....	493
7. Gary Garrison, 1966-76.....	404
8. Austin Ekeler, 2017-22.....	389
9. Ronnie Harmon, 1990-95.....	377
10. Anthony Miller, 1988-93.....	374

## QUARTERBACK SACKS

1. Leslie O'Neal, 1986, 1988-95.....	105.5
2. Shaun Phillips, 2004-12.....	69.5
3. Gary Johnson, 1975-84.....	67.0
4. Lee Williams, 1984-90.....	65.5
5. Joey Bosa, 2016-22.....	60.5
6. Fred Dean, 1975-81.....	53.5
7. Melvin Ingram, 2012-20.....	49.0
8. Junior Seau, 1990-2002.....	47.0
9. Raylawe Johnson, 1993-2003.....	46.0
10. Shonke Merriman, 2005-09.....	43.5
Leroy Jones, 1976-83.....	43.5

## INTERCEPTIONS

1. Gill Byrd, 1983-92.....	42
2. Dick Harris, 1960-65.....	29
3. Rodney Harrison, 1994-2002.....	26
4. Kenny Graham, 1964-69.....	25
5. Mike Williams, 1975-82.....	24
6. Joe Beachamp, 1966-75.....	23
7. Quentin Jammer, 2002-12.....	21
Woodrowe Lowe, 1976-86.....	21
Bob Howard, 1967-74.....	21
Leslie "Speedy" Duncan, 1964-70.....	21

## INTERCEPTION RETURN YARDS

1. Gill Byrd, 1983-92.....	546
2. Charlie McNeil, 1960-64.....	502
3. Kenny Graham, 1964-69.....	477
4. Joe Beachamp, 1966-75.....	433
5. Dick Harris, 1960-65.....	413
6. Rodney Harrison, 1994-2002.....	345
7. Woodrowe Lowe, 1976-86.....	343
8. Darren Carrington, 1991-94.....	337
9. Leslie "Speedy" Duncan, 1964-70.....	322
10. Glen Edwards, 1978-81.....	309

## INTERCEPTION TOUCHDOWNS

1. Kenny Graham, 1964-69.....	5
2. Dick Harris, 1960-65.....	5
3. Woodrowe Lowe, 1976-86.....	4
4. Eric Weddle, 2007-13.....	3
Joe Beachamp, 1966-75.....	3
5. Desmond King, 2017-20.....	2
Shaun Phillips, 2004-12.....	2
Demorris Williams, 2012.....	2
Antonio Cromartie, 2006-09.....	2
Clinton Hart, 2004-09.....	2
Donnie Edwards, 2002-06.....	2
Rodney Harrison, 1994-2002.....	2
Stanley Richard, 1991-94.....	2
Donald Frank, 1990-93.....	2
Gill Byrd, 1983-92.....	2
Gary Johnson, 1975-84.....	2
Leslie "Speedy" Duncan, 1964-70.....	2
Earl Faison, 1961-66.....	2
Charlie McNeil, 1960-64.....	2
Bob Laraba, 1960-61.....	2

## TOUCHDOWNS SCORED

1. LaDainian Tomlinson, 2001-09.....	153
2. Antonio Gates, 2003-18.....	116
3. Lance Alworth, 1962-70.....	83
4. Austin Ekeler, 2017-22.....	63
5. Gary Garrison, 1966-76.....	58
6. Keenan Allen, 2013-22.....	53
7. Melvin Gordon, 2015-19.....	47
Charlie Joiner, 1976-86.....	47
8. Paul Lowe, 1960-68.....	46
9. Chuck Winslow, 1979-87.....	45
10. Kellen Muncie, 1980-84.....	45



**POINTS SCORED**

1. John Carney, 1990-2000 .....	1,076
2. LaDainian Tomlinson, 2001-09 .....	918
3. Nate Kaeding, 2004-12 .....	889
4. Rolf Benirschke, 1977-86 .....	766
5. Antonio Gates, 2003-18 .....	700
6. Nick Novak, 2011-14, 17 .....	503
7. Lance Alworth, 1962-70 .....	500
8. Austin Ekeler, 1917-22 .....	382
9. Dennis ParTEE, 1968-75 .....	380
10. Gary Garrison, 1966-76 .....	348

**FIELD GOALS**

1. John Carney, 1990-2000 .....	261
2. Nate Kaeding, 2004-12 .....	180
3. Rolf Benirschke, 1977-86 .....	146
4. Nick Novak, 2011-14, 17 .....	110
5. Dennis ParTEE, 1968-75 .....	71
6. Michael Badgley, 2018-20 .....	52
7. Josh Lambo, 2015-16 .....	52
8. George Blair, 1961-64 .....	50
9. Steve Christie, 2001-03 .....	42
10. Ray Werschling, 1973-76 .....	32

**FIELD GOAL ATTEMPTS**

1. John Carney, 1990-2000 .....	320
2. Rolf Benirschke, 1977-86 .....	208
3. Nate Kaeding, 2004-12 .....	207
4. Nick Novak, 2011-14, 17 .....	130
5. Dennis ParTEE, 1968-75 .....	121
6. George Blair, 1961-64 .....	80
7. Ray Werschling, 1973-76 .....	68
8. Michael Badgley, 2018-20 .....	65
9. Josh Lambo, 2015-16 .....	64
10. Dick Van Raaphorst, 1966-67 .....	61

**KICKOFF RETURN YARDS**

1. Darren Sproles, 2005-10 .....	6,469
2. Ronney Jenkins, 2000-02 .....	3,997
3. Andre Coleman, 1994-96 .....	3,914
4. Leslie "Speedy" Duncan, 1964-70 .....	3,386
5. James Brooks, 1981-83 .....	2,305
6. Kenny Bynum, 1997-2000 .....	2,182
7. Lionel James, 1984-88 .....	2,094
8. Nate Lewis, 1990-93 .....	2,047
9. Artie Owens, 1976-79 .....	1,998
10. Tim Dwight, 2001-04 .....	1,876

**KICKOFF RETURN TOUCHDOWNS**

1. Andre Coleman, 1994-96 .....	4
2. Ronney Jenkins, 2000-02 .....	3
3. Darren Sproles, 2005-10 .....	2
4. Anthony Miller, 1988-93 .....	2
5. Andre Roberts, 2021 .....	1
6. Micheal Spurlock, 2012 .....	1
7. Tim Dwight, 2001-04 .....	1
8. Richard Goodman, 2010-11 .....	1
9. Rodney Harrison, 1994-2002 .....	1
10. Nate Lewis, 1990-93 .....	1
11. Jamie Holland, 1987-89 .....	1
12. Gary Anderson, 1985-88 .....	1
13. Keith Lincoln, 1960-66 .....	1

**KICKOFF RETURNS**

1. Darren Sproles, 2005-10 .....	258
2. Andre Coleman, 1994-96 .....	166
3. Ronney Jenkins, 2000-02 .....	165
4. Leslie "Speedy" Duncan, 1964-70 .....	134
5. Kenny Bynum, 1997-2000 .....	107
6. James Brooks, 1981-83 .....	105
7. Lionel James, 1984-88 .....	99
8. Nate Lewis, 1990-93 .....	92
9. Artie Owens, 1976-79 .....	88
10. Tim Dwight, 2001-04 .....	80

**PUNT RETURN YARDS**

1. Mike Fuller, 1975-80 .....	2,388
2. Leslie "Speedy" Duncan, 1964-70 .....	1,651
3. Darrien Gordon, 1993-94, 96 .....	1,407
4. Lionel James, 1984-88 .....	1,193
5. Darren Sproles, 2005-10 .....	935
6. Eric Parker, 2002-06 .....	881
7. James Brooks, 1981-83 .....	565
8. Tim Dwight, 2001-04 .....	508
9. Eric Metcalf, 1997 .....	489
10. Desmond King, 2017-20 .....	438

**PUNT RETURN TOUCHDOWNS**

1. Leslie "Speedy" Duncan, 1964-70 .....	4
2. Eric Metcalf, 1997 .....	3
3. Darrien Gordon, 1993-94, 96 .....	3
4. Desmond King, 2017-20 .....	2
5. Darren Sproles, 2005-10 .....	2
6. Lionel James, 1984-88 .....	2
7. Mike Fuller, 1975-80 .....	2
8. Ron Smith, 1973 .....	2
9. Travis Benjamin, 2017-18 .....	1
10. Micheal Spurlock, 2012 .....	1
11. Tim Dwight, 2001-04 .....	1
12. Andre Coleman, 1994-96 .....	1
13. Nate Lewis, 1990-93 .....	1
14. Kitrick Taylor, 1990-91 .....	1
15. Keith Lincoln, 1961-68 .....	1

**PUNT RETURNS**

1. Mike Fuller, 1975-80 .....	212
2. Leslie "Speedy" Duncan, 1964-70 .....	138
3. Lionel James, 1984-88 .....	124
4. Darren Sproles, 2005-10 .....	114
5. Eric Parker, 2002-06 .....	105
6. Darrien Gordon, 1993-94, 96 .....	103
7. James Brooks, 1981-83 .....	52
8. Tim Dwight, 2001-04 .....	46
9. Desmond King, 2017-20 .....	45
10. Eric Metcalf, 1997 .....	45

**SEASONS**

1. David Binn, 1994-2010 .....	17
2. Philip Rivers, 2004-16 .....	16
3. Antonio Gates, 2003-18 .....	16
4. Dan Fouts, 1973-87 .....	15
5. Russ Washington, 1968-82 .....	15
6. Doug Wilkerson, 1971-84 .....	14
7. Don Macek, 1976-89 .....	14
8. Mike Scifres, 2003-15 .....	13
9. Junior Seau, 1990-2002 .....	13
10. Jamal Williams, 1998-2009 .....	12

**GAMES PLAYED**

1. David Binn, 1994-2010 .....	256
2. Antonio Gates, 2003-18 .....	236
3. Philip Rivers, 2004-19 .....	228
4. Junior Seau, 1990-2002 .....	200
5. Russ Washington, 1968-82 .....	200
6. Mike Scifres, 2003-15 .....	195
7. Doug Wilkerson, 1971-84 .....	195
8. Dan Fouts, 1973-87 .....	181
9. Quentin Jammer, 2002-12 .....	172
10. Charlie Joiner, 1976-86 .....	164
11. Woodrow Lowe, 1976-86 .....	164

# SINGLE-SEASON TOP 10

## RUSHING YARDS

1. LaDainian Tomlinson, 2006	1,815
2. LaDainian Tomlinson, 2002	1,683
3. LaDainian Tomlinson, 2003	1,645
4. LaDainian Tomlinson, 2007	1,474
5. LaDainian Tomlinson, 2005	1,462
6. Natrone Means, 1994	1,350
7. LaDainian Tomlinson, 2004	1,335
8. Ryan Mathews, 2013	1,255
9. LaDainian Tomlinson, 2001	1,236
10. Marion Butts, 1990	1,225

## RUSHING TOUCHDOWNS

1. LaDainian Tomlinson, 2006	28
2. Chuck Muncie, 1981	19
3. LaDainian Tomlinson, 2005	18
4. LaDainian Tomlinson, 2004	17
5. LaDainian Tomlinson, 2007	15
6. LaDainian Tomlinson, 2002	14
7. Austin Ekeler, 2022	13
LaDainian Tomlinson, 2003	13
8. Austin Ekeler, 2021	12
LaDainian Tomlinson, 2009	12
Natrone Means, 1994	12
Chuck Muncie, 1983	12
Clarence Williams, 1979	12

## RUSHING ATTEMPTS

1. LaDainian Tomlinson, 2002	372
2. LaDainian Tomlinson, 2006	348
3. Natrone Means, 1994	343
4. LaDainian Tomlinson, 2005	339
LaDainian Tomlinson, 2004	339
LaDainian Tomlinson, 2001	339
7. LaDainian Tomlinson, 2007	315
8. LaDainian Tomlinson, 2003	313
9. Earnest Jackson, 1984	296
10. LaDainian Tomlinson, 2008	292

## TOTAL YARDS FROM SCRIMMAGE

1. LaDainian Tomlinson, 2003	2,370
2. LaDainian Tomlinson, 2006	2,323
3. LaDainian Tomlinson, 2002	2,172
4. LaDainian Tomlinson, 2007	1,949
5. LaDainian Tomlinson, 2005	1,832
6. LaDainian Tomlinson, 2004	1,776
7. Austin Ekeler, 2022	1,637
8. LaDainian Tomlinson, 2001	1,603
9. Lance Alworth, 1965	1,590
10. Natrone Means, 1994	1,585

## PASSING YARDS

1. Justin Herbert, 2021	5,014
2. Dan Fouts, 1981	4,802
3. Philip Rivers, 2015	4,792
4. Justin Herbert, 2022	4,739
5. Dan Fouts, 2018	4,715
6. Philip Rivers, 2010	4,710
7. Philip Rivers, 2011	4,624
8. Philip Rivers, 2019	4,615
9. Philip Rivers, 2017	4,515
10. Philip Rivers, 2013	4,478

## TOUCHDOWN PASSES

1. Justin Herbert, 2021	38
2. Philip Rivers, 2008	34
Philip Rivers, 2016	33
Dan Fouts, 1981	33
5. Philip Rivers, 2018	32
Philip Rivers, 2013	32
7. Justin Herbert, 2020	31
Philip Rivers, 2014	31
9. Philip Rivers, 2010	30
Dan Fouts, 1980	30

## PASS ATTEMPTS

1. Justin Herbert, 2022	699
2. Justin Herbert, 2021	672
3. Philip Rivers, 2015	661
4. Dan Fouts, 1981	609
5. Justin Herbert, 2020	595
6. Philip Rivers, 2019	591
7. Dan Fouts, 1980	589
8. Philip Rivers, 2011	582
9. Philip Rivers, 2016	578
10. Philip Rivers, 2017	575

## PASS COMPLETIONS

1. Justin Herbert, 2022	477
2. Justin Herbert, 2021	443
3. Philip Rivers, 2015	437
4. Justin Herbert, 2020	396
5. Philip Rivers, 2019	390
6. Philip Rivers, 2014	379
7. Philip Rivers, 2013	378
8. Philip Rivers, 2011	366
9. Dan Fouts, 1981	360
Philip Rivers, 2017	360

## PASSES INTERCEPTED

1. John Hadl, 1968	32
2. John Hadl, 1972	26
3. John Hadl, 1971	25
Jack Kemp, 1960	25
5. Dan Fouts, 1980	24
Dan Fouts, 1979	24
John Hadl, 1962	24
8. Dan Fouts, 1986	22
John Hadl, 1967	22
Jack Kemp, 1961	22

## RECEIVING YARDS

1. Lance Alworth, 1965	1,602
2. Keenan Allen, 2017	1,393
3. Lance Alworth, 1966	1,383
4. John Jefferson, 1980	1,340
5. Lance Alworth, 1968	1,312
6. Kellen Winslow, 1980	1,290
7. Anthony Miller, 1989	1,252
8. Lance Alworth, 1964	1,235
9. Tony Martin, 1995	1,224
10. Lance Alworth, 1963	1,205

## RECEIVING TOUCHDOWNS

1. Tony Martin, 1996	14
Lance Alworth, 1965	14
3. Antonio Gates, 2004	13
John Jefferson, 1980	13
John Jefferson, 1978	13
Lance Alworth, 1966	13
Lance Alworth, 1964	13
8. Antonio Gates, 2014	12
Gary Garrison, 1970	12
10. Lance Alworth, 1963	11

## RECEPTIONS

1. Austin Ekeler, 2022	107
2. Keenan Allen, 2021	106
3. Keenan Allen, 2019	104
4. Keenan Allen, 2017	102
5. Keenan Allen, 2020	100
LaDainian Tomlinson, 2003	100
7. Keenan Allen, 2018	97
8. Austin Ekeler, 2019	92
9. Tony Martin, 1995	90
10. Antonio Gates, 2005	89
Kellen Winslow, 1980	89

## QUARTERBACK SACKS (since 1982)

1. Shawne Merriman, 2006	17.0
Leslie O'Neal, 1992	17.0
3. Lee Williams, 1986	15.0
4. Lee Williams, 1989	14.0
5. Leslie O'Neal, 1990	13.5
6. Marcellus Wiley, 2001	13.0
7. Joey Bosa, 2017	12.5
Shawne Merriman, 2007	12.5
Leslie O'Neal, 1995	12.5
Leslie O'Neal, 1994	12.5
Leslie O'Neal, 1989	12.5
Leslie O'Neal, 1986	12.5

## INTERCEPTIONS

1. Antonio Cromartie, 2007	10
2. Charlie McNeil, 1961	9
3. Ryan McNeil, 2001	8
Dick Harris, 1963	8
Claude Gibson, 1962	8
Bob Zeman, 1961	8
7. Casey Hayward, 2016	7
Eric Weddle, 2011	7
Darren Carrington, 1993	7
Gill Byrd, 1990	7
Gill Byrd, 1989	7
Gill Byrd, 1988	7
Danny Walters, 1983	7
Bryant Salter, 1972	7
Jim Hill, 1969	7
Leslie "Speedy" Duncan, 1966	7
Bud Whitehead, 1965	7
Dick Harris, 1961	7

## INTERCEPTION RETURN YARDS

1. Charlie McNeil, 1961	349
2. Stanley Richard, 1994	224
3. Vencie Glenn, 1987	166
4. Gill Byrd, 1984	157
5. Jeff Dale, 1986	153
6. Darren Carrington, 1992	152
7. Bob Laraba, 1961	151
8. Woodrow Lowe, 1979	150
9. Antonio Cromartie, 2007	144
10. Dick Harris, 1961	140

## INTERCEPTION TOUCHDOWNS

1. Dick Harris, 1961	3
2. Demorris Williams, 2012	2
Clinton Hart, 2005	2
Stanley Richard, 1994	2
Gill Byrd, 1984	2
Woodrow Lowe, 1979	2
Kenny Graham, 1969	2
Joe Beauchamp, 1968	2
Bob Laraba, 1961	2
Charlie McNeil, 1961	2

## TOUCHDOWNS SCORED

1. LaDainian Tomlinson, 2006	31
2. Austin Ekeler, 2021	20
LaDainian Tomlinson, 2005	20
4. Chuck Muncie, 1981	19
5. Austin Ekeler, 2022	18
LaDainian Tomlinson, 2007	18
LaDainian Tomlinson, 2004	18
8. LaDainian Tomlinson, 2003	17
9. LaDainian Tomlinson, 2002	15
Lance Alworth, 1964	15

**POINTS SCORED**

1. LaDainian Tomlinson, 2006 .....	186
2. Nate Kaeding, 2009 .....	146
3. Nick Novak, 2013 .....	144
4. Nate Kaeding, 2006 .....	136
5. John Carney, 1994 .....	135
6. Nate Kaeding, 2008 .....	127
7. Austin Ekeler, 2021 .....	124
John Carney, 1993 .....	124
9. Nick Novak, 2011 .....	122
10. Josh Lambo, 2016 .....	120
LaDainian Tomlinson, 2005 .....	120

**FIELD GOALS**

1. Nick Novak, 2013 .....	34
John Carney, 1994 .....	34
3. Nate Kaeding, 2009 .....	32
4. John Carney, 1999 .....	31
John Carney, 1993 .....	31
6. John Carney, 1996 .....	29
7. Nick Novak, 2011 .....	27
Nate Kaeding, 2008 .....	27
9. Josh Lambo, 2016 .....	26
Josh Lambo, 2015 .....	26
Nate Kaeding, 2006 .....	26
John Carney, 1998 .....	26
John Carney, 1992 .....	26

**FIELD GOAL ATTEMPTS**

1. John Carney, 1993 .....	40
2. John Carney, 1994 .....	38
3. Nick Novak, 2013 .....	37
4. John Carney, 1999 .....	36
John Carney, 1996 .....	36
Rolf Benirschke, 1980 .....	36
7. Nate Kaeding, 2009 .....	35
8. Nick Novak, 2011 .....	34
9. Michael Badgley, 2020 .....	33
10. Josh Lambo, 2016 .....	32
Josh Lambo, 2015 .....	32
Nate Kaeding, 2008 .....	32
Wade Richey, 2001 .....	32
John Carney, 1992 .....	32
Dennis Partee, 1968 .....	32

**KICKOFF RETURN YARDS**

1. Ronney Jenkins, 2001 .....	1,541
2. Ronney Jenkins, 2000 .....	1,531
3. Darren Sproles, 2005 .....	1,528
4. Andre Coleman, 1995 .....	1,411
5. Darren Sproles, 2008 .....	1,376
6. Darren Sproles, 2009 .....	1,300
7. Andre Coleman, 1994 .....	1,293
8. Darren Sproles, 2010 .....	1,257
9. Tim Dwight, 2004 .....	1,222
10. Andre Coleman, 1996 .....	1,210

**KICKOFF RETURN TOUCHDOWNS**

1. Ronney Jenkins, 2001 .....	2
Andre Coleman, 1995 .....	2
Andre Coleman, 1994 .....	2
4. Andre Roberts, 2021 .....	1
Micheal Spurlock, 2012 .....	1
Richard Goodman, 2011 .....	1
Darren Sproles, 2008 .....	1
Darren Sproles, 2007 .....	1
Tim Dwight, 2004 .....	1
Ronney Jenkins, 2000 .....	1
Rodney Harrison, 1997 .....	1
Nate Lewis, 1991 .....	1
Anthony Miller, 1989 .....	1
Jamie Holland, 1988 .....	1
Anthony Miller, 1988 .....	1
Gary Anderson, 1985 .....	1
Keith Lincoln, 1962 .....	1

**KICKOFF RETURNS**

1. Ronney Jenkins, 2000 .....	67
2. Darren Sproles, 2005 .....	63
3. Andre Coleman, 1995 .....	62
4. Ronney Jenkins, 2001 .....	58
5. Andre Coleman, 1996 .....	55
6. Darren Sproles, 2009 .....	54
7. Darren Sproles, 2008 .....	53
8. Darren Sproles, 2010 .....	51
9. Tim Dwight, 2004 .....	50
Leon Johnson, 2003 .....	50

**PUNT RETURN YARDS**

1. Darrien Gordon, 1996 .....	537
2. Eric Metcalf, 1997 .....	489
3. Darrien Gordon, 1994 .....	475
4. Leslie "Speedy" Duncan, 1965 .....	464
5. Mike Fuller, 1979 .....	448
6. Mike Fuller, 1978 .....	436
Mike Fuller, 1976 .....	436
8. Leslie "Speedy" Duncan, 1967 .....	434
9. Mike Fuller, 1975 .....	410
10. Lionel James, 1987 .....	400

**PUNT RETURN TOUCHDOWNS**

1. Eric Metcalf, 1997 .....	3
2. Darrien Gordon, 1994 .....	2
Ron Smith, 1973 .....	2
Leslie "Speedy" Duncan, 1965 .....	2
5. Desmond King, 2019 .....	1
Desmond King, 2018 .....	1
Travis Benjamin, 2017 .....	1
Micheal Spurlock, 2012 .....	1
Darren Sproles, 2009 .....	1
Darren Sproles, 2007 .....	1
Tim Dwight, 2001 .....	1
Darrien Gordon, 1996 .....	1
Andre Coleman, 1995 .....	1
Nate Lewis, 1990 .....	1
Kitrick Taylor, 1990 .....	1
Lionel James, 1987 .....	1
Lionel James, 1984 .....	1
Mike Fuller, 1977 .....	1
Mike Fuller, 1975 .....	1
Leslie "Speedy" Duncan, 1968 .....	1
Leslie "Speedy" Duncan, 1966 .....	1
Keith Lincoln, 1961 .....	1

**PUNT RETURNS**

1. Mike Fuller, 1979 .....	46
2. Eric Metcalf, 1997 .....	45
3. Mike Fuller, 1978 .....	39
4. Eric Parker, 2006 .....	37
5. Darrien Gordon, 1996 .....	36
Darrien Gordon, 1994 .....	36
Mike Fuller, 1975 .....	36
Leslie "Speedy" Duncan, 1967 .....	36
9. Mike Fuller, 1976 .....	33
10. Latario Rachal, 1998 .....	32
Lionel James, 1987 .....	32

# BIG DAYS

## REGULAR-SEASON 300-YARD PASSING PERFORMANCES

Yards	Date	Player	Opponent	Cmp-Att	TD
503	Oct. 18, 2015	Philip Rivers	at Green Bay	43-65	2
455	Sept. 26, 2010	Philip Rivers	at Seattle	29-53	2
444	Dec. 11, 1982	Dan Fouts	at San Francisco	33-48	5
	Oct. 18, 1980	Dan Fouts	vs. N.Y. Giants	26-41	3
440	Sept. 15, 1985	Dan Fouts	vs. Seattle	29-43	4
436	Sept. 20, 2009	Philip Rivers	vs. Baltimore Ravens	25-45	2
	Nov. 10, 1985	Dan Fouts	vs. L.A. Raiders (OT)	26-41	4
435	Dec. 20, 1982	Dan Fouts	vs. Cincinnati	25-40	1
434	Nov. 23, 2017	Philip Rivers	at Dallas Cowboys	27-33	3
431	Oct. 10, 2010	Philip Rivers	at Oakland	27-42	2
424	Sept. 9, 2018	Philip Rivers	vs. Kansas City	34-51	3
419	Sept. 15, 2013	Philip Rivers	at Philadelphia	36-47	3
411	Oct. 6, 2013	Philip Rivers	at Oakland	35-48	2
410	Oct. 21, 1984	Dan Fouts	vs. L.A. Raiders	24-45	3
404	Nov. 28, 1999	Jim Harbaugh	at Minnesota	25-39	1
403	Sept. 13, 2015	Philip Rivers	vs. Detroit	34-41	2
401	Nov. 18, 2018	Philip Rivers	vs. Denver	28-43	2
	Sept. 29, 2013	Philip Rivers	vs. Dallas Cowboys	35-42	3
398	Oct. 10, 2021	Justin Herbert	vs. Cleveland	26-43	4
392	Nov. 24, 2013	Philip Rivers	at Kansas City	27-39	3
389	Sept. 17, 1989	Jim McMahon	vs. Houston Oilers	27-45	2
388	Oct. 12, 1980	Dan Fouts	at Oakland	23-39	1
387	Dec. 31, 2017	Philip Rivers	vs. Oakland	28-37	3
	Sept. 14, 1980	Dan Fouts	vs. Oakland (OT)	29-44	3
385	Nov. 6, 2011	Philip Rivers	vs. Green Bay	26-46	4
383	Jan. 9, 2022	Justin Herbert	at Las Vegas (OT)	34-64	3
	Nov. 30, 2014	Philip Rivers	at Baltimore Ravens	34-45	3
382	Nov. 21, 2021	Justin Herbert	vs. Pittsburgh	30-41	3
380	Nov. 18, 1984	Dan Fouts	vs. Miami (OT)	37-56	4
378	Sept. 18, 2011	Philip Rivers	at New England	29-40	2
	Nov. 28, 2004	Drew Brees	at Kansas City	28-37	2
377	Sept. 28, 2014	Philip Rivers	vs. Jacksonville	29-39	3
	Sept. 14, 2008	Philip Rivers	at Denver	21-33	3
	Dec. 30, 2001	Doug Flutie	vs. Seattle	34-53	1
376	Oct. 7, 1984	Dan Fouts	at Green Bay	31-50	3
373	Dec. 6, 2009	Philip Rivers	at Cleveland	18-25	2
372	Dec. 8, 1985	Dan Fouts	vs. Pittsburgh	21-33	3
371	Oct. 23, 2016	Philip Rivers	at Atlanta (OT)	27-44	1
	Oct. 26, 1980	Dan Fouts	at Dallas Cowboys	21-44	3
369	Oct. 31, 2011	Philip Rivers	at Kansas City (OT)	26-41	0
	Dec. 17, 1978	Dan Fouts	at Houston Oilers	21-40	4
	Nov. 2, 1963	Tobin Rote	at N.Y. Jets	21-29	3
367	Dec. 11, 2022	Justin Herbert	vs. Miami	39-51	1
366	Nov. 22, 2020	Justin Herbert	vs. N.Y. Jets	37-49	3
365	Oct. 12, 2015	Philip Rivers	vs. Pittsburgh	35-48	2
363	Dec. 14, 2003	Drew Brees	vs. Green Bay	28-48	2
	Nov. 9, 1980	Dan Fouts	vs. Denver	29-45	1
362	Dec. 22, 1985	Mark Herrmann	at Kansas City	37-58	3
359	Oct. 9, 2016	Philip Rivers	at Oakland	21-30	4
	Dec. 15, 1968	John Hadl	vs. Oakland	21-52	1
358	Oct. 4, 2015	Philip Rivers	vs. Cleveland	23-38	3
	Sept. 28, 1997	Stan Humphries	vs. Baltimore Ravens	17-26	3
	Oct. 31, 1971	John Hadl	vs. N.Y. Jets	19-27	4
357	Oct. 16, 1983	Dan Fouts	at New England	25-37	1
	Nov. 22, 1982	Dan Fouts	at L.A. Raiders	25-42	1
	Nov. 19, 1961	Jack Kemp	vs. Dallas Texans	15-27	2
356	Nov. 7, 2021	Justin Herbert	at Philadelphia	32-38	2
	Dec. 20, 2014	Philip Rivers	at San Francisco (OT)	33-54	4
355	Oct. 25, 1992	Stan Humphries	vs. Denver	20-27	2
354	Oct. 7, 2012	Philip Rivers	at New Orleans	27-42	2
	Sept. 4, 1983	Dan Fouts	vs. N.Y. Jets	20-36	2
353	Nov. 18, 2019	Philip Rivers	vs. Kansas City*	28-52	1
* - Played at Estadio Azteca in Mexico City, Mexico.					
352	Oct. 12, 1986	Dan Fouts	vs. Denver	26-40	1
	Nov. 8, 1981	Dan Fouts	vs. Cincinnati	20-40	2
351	Sept. 25, 1983	Dan Fouts	vs. Cleveland (OT)	24-38	3
	Dec. 13, 1981	Dan Fouts	at Tampa Bay	33-49	1
350	Dec. 10, 1989	Billy Joe Tolliver	at Washington	24-39	2
	Nov. 25, 1979	Dan Fouts	vs. Kansas City	27-43	3
348	Sept. 23, 2001	Doug Flutie	at Dallas Cowboys	23-38	2
	Oct. 1, 2000	Jim Harbaugh	at St. Louis Rams	27-40	2
347	Oct. 25, 2020	Justin Herbert	vs. Jacksonville	27-43	3
	Oct. 1, 2017	Philip Rivers	vs. Philadelphia	22-38	2
346	Dec. 14, 2008	Philip Rivers	at Kansas City	34-48	2
345	Oct. 22, 1967	John Hadl	at Denver	15-34	3
344	Dec. 3, 2017	Philip Rivers	vs. Cleveland	31-43	1
	Oct. 6, 1985	Mark Herrmann	at Seattle	26-35	3
	Sept. 22, 1985	Dan Fouts	at Cincinnati	25-43	4
343	Nov. 24, 1985	Dan Fouts	at Houston Oilers	24-36	2
	Dec. 6, 1981	Dan Fouts	vs. Buffalo	28-42	2
342	Nov. 30, 1980	Dan Fouts	vs. Philadelphia	20-28	2
341	Nov. 3, 2013	Philip Rivers	at Washington (OT)	29-46	2
	Oct. 25, 2008	Philip Rivers	at New Orleans*	25-40	3
* - Played at Wembley Stadium in London, England.					
	Dec. 4, 1966	John Hadl	at Houston Oilers	20-35	4

Yards	Date	Player	Opponent	Cmp-Att	TD
340	Oct. 2, 2022	Justin Herbert	at Houston Texans	27-39	2
	Nov. 13, 1983	Ed Luther	vs. Dallas Cowboys	26-43	1
339	Oct. 7, 2018	Philip Rivers	vs. Oakland	22-27	2
	Nov. 20, 2005	Drew Brees	vs. Buffalo	28-33	4
	Dec. 13, 1980	Dan Fouts	vs. Seattle	28-42	1
338	Sept. 19, 2021	Justin Herbert	vs. Dallas Cowboys	31-41	1
	Nov. 12, 2006	Philip Rivers	at Cincinnati	24-36	3
	Nov. 20, 1983	Ed Luther	at St. Louis Cardinals	24-50	1
	Sept. 18, 1983	Dan Fouts	at Seattle	21-41	4
	Dec. 2, 1979	Dan Fouts	vs. Atlanta	28-37	1
337	Sept. 12, 2021	Justin Herbert	at Washington	31-47	1
	Nov. 11, 2012	Philip Rivers	at Tampa Bay	29-37	3
	Dec. 11, 1994	Stan Humphries	vs. San Francisco	25-43	1
	Nov. 28, 1982	Dan Fouts	vs. Denver	27-40	3
	Sept. 18, 1960	Jack Kemp	at Houston Oilers	27-44	4
336	Dec. 26, 2021	Justin Herbert	at Houston Texans	27-35	1
	Oct. 25, 2015	Philip Rivers	vs. Oakland	38-58	3
	Oct. 24, 2010	Philip Rivers	vs. New England	34-50	1
	Nov. 17, 2002	Drew Brees	vs. San Francisco (OT)	29-50	2
	Sept. 16, 1984	Dan Fouts	vs. Houston Oilers	26-37	0
335	Dec. 4, 2022	Justin Herbert	at Las Vegas	28-47	1
	Sept. 11, 2011	Philip Rivers	vs. Minnesota	33-48	2
334	Sept. 15, 2022	Justin Herbert	at Kansas City	33-48	3
	Sept. 19, 2010	Philip Rivers	vs. Jacksonville	22-29	3
	Oct. 15, 2006	Philip Rivers	at San Francisco	29-39	2
	Dec. 13, 1987	Dan Fouts	vs. Pittsburgh	29-52	1
333	Sept. 8, 2019	Philip Rivers	vs. Indianapolis	25-34	3
	Dec. 16, 1984	Ed Luther	vs. Kansas City	24-44	1
	Nov. 3, 1974	Dan Fouts	vs. Cleveland	12-21	4
332	Nov. 29, 2002	Drew Brees	vs. Seattle (OT)	27-49	3
	Sept. 9, 1984	Dan Fouts	at Seattle	23-40	2
	Dec. 12, 1971	John Hadl	vs. Denver	21-36	4
331	Sept. 17, 2017	Philip Rivers	vs. Miami	31-39	1
	Oct. 9, 1983	Dan Fouts	vs. Seattle	28-36	1
	Oct. 8, 1966	John Hadl	at N.Y. Jets	22-41	1
330	Sept. 27, 2020	Justin Herbert	vs. Carolina	35-49	1
	Sept. 7, 1981	Dan Fouts	at Cleveland	19-25	3
329	Oct. 20, 2019	Philip Rivers	at Tennessee	24-38	2
	Nov. 9, 1975	Dan Fouts	vs. New England	25-42	1
326	Nov. 8, 2020	Justin Herbert	vs. Las Vegas	28-42	2
	Nov. 13, 2016	Philip Rivers	vs. Miami	23-44	3
	Sept. 25, 2016	Philip Rivers	at Indianapolis	26-39	0
	Oct. 21, 1979	Dan Fouts	at L.A. Rams	17-32	2
	Oct. 5, 1968	John Hadl	at N.Y. Jets	17-37	3
325	Dec. 26, 1999	Jim Harbaugh	vs. Oakland	23-36	2
	Dec. 1, 1968	John Hadl	at Denver	21-35	5
	Sept. 6, 1968	John Hadl	vs. Cincinnati	20-37	2
324	Oct. 30, 2005	Drew Brees	vs. Kansas City	25-43	3
322	Dec. 24, 2016	Philip Rivers	at Cleveland	23-46	2
	Nov. 29, 1987	Dan Fouts	vs. Denver	23-40	0
321	Oct. 2, 2016	Philip Rivers	vs. New Orleans	28-43	2
	Oct. 20, 1991	John Friesz	vs. Cleveland (OT)	33-54	1
	Nov. 21, 1971	John Hadl	at Oakland	20-36	2
	Oct. 20, 1968	John Hadl	vs. Denver	9-18	4
320	Oct. 13, 2019	Philip Rivers	vs. Pittsburgh	26-44	2
	Oct. 13, 1985	Mark Herrmann	vs. Kansas City	26-36	2
319	Dec. 10, 2017	Philip Rivers	vs. Washington	18-31	2
	Oct. 13, 2002	Drew Brees	vs. Kansas City	28-41	2
318	Sept. 22, 2019	Philip Rivers	vs. Houston	31-46	2
	Oct. 14, 1979	Dan Fouts	vs. Seattle	28-35	3
	Oct. 29, 1967	John Hadl	at Oakland	19-39	1
317	Dec. 5, 2021	Justin Herbert	at Cincinnati	26-35	3
	Nov. 29, 2009	Philip Rivers	vs. Kansas City	21-28	2
316	Nov. 29, 2020	Justin Herbert	at Buffalo	31-52	1
	Nov. 9, 2008	Philip Rivers	vs. Kansas City	27-36	2
	Sept. 13, 1981	Dan Fouts	vs. Detroit	18-25	1
315	Oct. 9, 1995	Stan Humphries	at Kansas City (OT)	24-44	1
	Nov. 1, 1987	Dan Fouts	vs. Cleveland (OT)	25-42	1
	Oct. 28, 1985	Dan Fouts	at L.A. Raiders	23-50	2
	Dec. 3, 1967	John Hadl	vs. Oakland	18-40	2
	Nov. 25, 1965	John Hadl	vs. Buffalo	18-37	0
	Oct. 7, 1961	Jack Kemp	at Boston	12-24	3
314	Dec. 17, 2020	Justin Herbert	at Las Vegas (OT)	22-32	2
	Dec. 8, 2019	Philip Rivers	at Jacksonville	16-22	3
	Oct. 31, 1983	Ed Luther	vs. Washington	19-36	2
	Oct. 10, 1965	John Hadl	at Buffalo	18-29	3
313	Dec. 18, 2022	Justin Herbert	vs. Tennessee	28-42	0
	Dec. 13, 2018	Philip Rivers	at Kansas City	26-38	2
	Oct. 12, 2014	Philip Rivers	at Oakland	22-34	3
	Jan. 2, 2011	Philip Rivers	at Denver	21-37	0
	Oct. 15, 1978	Dan Fouts	vs. Miami	22-30	1
311	Sept. 20, 2020	Justin Herbert	vs. Kansas City (OT)	22-33	1
	Dec. 20, 2015	Philip Rivers	vs. Miami	26-36	3
	Nov. 19, 2000	Ryan Leaf	at Denver	13-27	3
	Nov. 11, 1996	Stan Humphries	vs. Detroit	24-32	3

COMMUNITY

FRONT OFFICE

VETERANS

DRAFT PICKS  
& FREE AGENTS

2022 IN  
REVIEW

BIG DAYS

GENERAL  
INFORMATION

Yards	Date	Player	Opponent	Cmp-Att	TD
310	Sept. 29, 2019	Philip Rivers	at Miami	24-30	2
	Jan. 1, 2012	Philip Rivers	at Oakland	19-26	3
	Oct. 11, 1981	Dan Fouts	vs. Minnesota	20-38	2
309	Nov. 18, 2007	Philip Rivers	at Jacksonville	22-40	1
308	Dec. 20, 2009	Philip Rivers	vs. Cincinnati	24-38	3
	Nov. 25, 2001	Doug Flutie	vs. Arizona	33-44	2
307	Dec. 16, 1990	Billy Joe Tolliver	at Denver	26-51	1
	Dec. 22, 1980	Dan Fouts	vs. Pittsburgh	21-37	0
	Dec. 15, 2019	Philip Rivers	vs. Minnesota	28-39	1
	Oct. 2, 2011	Philip Rivers	vs. Miami	21-31	1
	Dec. 9, 2001	Doug Flutie	at Philadelphia	20-44	2
	Oct. 15, 1967	John Hadl	vs. Kansas City	17-32	2
	Nov. 27, 1960	Jack Kemp	vs. Oakland	13-24	2
	Oct. 21, 2018	Philip Rivers	vs. Tennessee*	19-26	2
	Oct. 12, 2008	Philip Rivers	vs. New England	18-27	3
	Sept. 23, 2007	Philip Rivers	at Green Bay	27-36	3
Oct. 13, 1991	John Friesz	at L.A. Rams	21-33	2	

\* — Played at Wembley Stadium in London, England.

**REGULAR-SEASON 300-YARD PASSING GAMES BY PLAYER (17 PLAYERS, 20 PERFORMANCES):** Philip Rivers (70), Dan Fouts (51), Justin Herbert (22), John Hadl (16), Drew Brees (7), Stan Humphries (6), Jack Kemp (5), Doug Flutie (4), Ed Luther (4), Jim Harbaugh (3), Mark Herrmann (3), Billy Joe Tolliver (3), John Friesz (2), Ryan Leaf (1), Jim McMahon (1), Tobin Roté (1), Craig Whelihan (1).

### POSTSEASON 300-YARD PASSING PERFORMANCES

Yards	Date	Player	Opponent	Cmp-Att	TD	Yards	Date	Player	Opponent	Cmp-Att	TD
433	Jan. 2, 1982	Dan Fouts	at Miami (OT)**	33-53	3	331	Jan. 13, 2019	Philip Rivers	at New England**	25-52	3
336	Jan. 11, 1981	Dan Fouts	vs. Oakland***	22-45	2	319	Jan. 8, 2005	Drew Brees	vs. N.Y. Jets (OT)*	31-42	2
333	Dec. 29, 1979	Dan Fouts	vs. Houston Oilers**	25-47	0	314	Jan. 3, 1981	Dan Fouts	vs. Buffalo**	22-37	2
	Jan. 9, 1983	Dan Fouts	at Pittsburgh*	27-42	3	308	Jan. 11, 2009	Philip Rivers	at Pittsburgh**	21-35	3

\* — AFL Championship

\*\* — AFC Wild Card

\*\*\* — AFC Divisional

\*\*\*\* — AFC Championship

**POSTSEASON 300-YARD PASSING GAMES BY PLAYER (3 PLAYERS, 8 PERFORMANCES):** Dan Fouts (5), Philip Rivers (2), Drew Brees (1).

### 300-YARD PASSING PERFORMANCES BY SEASON

Season	Player	Reg. Season	Postseason	Season	Player	Reg. Season	Postseason	Season	Player	Reg. Season	Postseason
1960	Jack Kemp	2	0	1986	Dan Fouts	1	0	2007	Philip Rivers	2	0
1961	Jack Kemp	3	0	1987	Dan Fouts	3	0	2008	Philip Rivers	5	1
1963	Tobin Roté	1	0	1989	Billy Joe Tolliver	2	0	2009	Philip Rivers	5	0
1965	John Hadl	2	0		Jim McMahon	1	0	2010	Philip Rivers	6	0
1966	John Hadl	2	0	1990	Billy Joe Tolliver	1	0	2011	Philip Rivers	6	0
1967	John Hadl	4	0	1991	John Friesz	2	0	2012	Philip Rivers	2	0
1968	John Hadl	5	0	1992	Stan Humphries	1	0	2013	Philip Rivers	5	0
1971	John Hadl	3	0	1994	Stan Humphries	1	0	2014	Philip Rivers	4	0
1974	Dan Fouts	1	0	1995	Stan Humphries	2	0	2015	Philip Rivers	8	0
1975	Dan Fouts	1	0	1996	Stan Humphries	1	0	2016	Philip Rivers	6	0
1978	Dan Fouts	2	0	1997	Stan Humphries	1	0	2017	Philip Rivers	6	0
1979	Dan Fouts	6	1	1998	Craig Whelihan	1	0	2018	Philip Rivers	5	1
1980	Dan Fouts	8	2	1999	Jim Harbaugh	2	0	2019	Philip Rivers	8	0
1981	Dan Fouts	7	1	2000	Jim Harbaugh	1	0	2020	Justin Herbert	8	0
1982	Dan Fouts	5	1		Ryan Leaf	1	0	2021	Justin Herbert	9	0
1983	Dan Fouts	5	0	2001	Doug Flutie	4	0	2022	Justin Herbert	5	0
	Ed Luther	3	0	2002	Drew Brees	3	0				
1984	Dan Fouts	5	0	2003	Drew Brees	1	0				
	Ed Luther	1	0	2004	Drew Brees	1	1				
1985	Dan Fouts	7	0	2005	Drew Brees	2	0				
	Mark Herrmann	3	0	2006	Philip Rivers	2	0				

### REGULAR-SEASON 100-YARD RUSHING PERFORMANCES

Yards	Date	Player	Opponent	Att	TD	Yards	Date	Player	Opponent	Att	TD	
243	Dec. 28, 2003	LaDainian Tomlinson	vs. Oakland	31	2	157	Sept. 16, 1979	Clarence Williams	vs. Buffalo	18	4	
220	Dec. 1, 2002	LaDainian Tomlinson	vs. Denver (OT)	37	3		Sept. 29, 1974	Don Woods	vs. Miami	18	2	
217	Sept. 29, 2002	LaDainian Tomlinson	vs. New England	27	2		Oct. 3, 1965	Paul Lowe	vs. Houston Oilers	20	0	
200	Dec. 18, 1988	Gary Anderson	vs. Kansas City	34	1	155	Sept. 24, 1984	Earnest Jackson	at L.A. Raiders	29	1	
	Oct. 19, 2003	LaDainian Tomlinson	at Cleveland	26	1	154	Oct. 27, 1974	Don Woods	vs. Kansas City	22	1	
	1999	Dec. 17, 2006	LaDainian Tomlinson	vs. Kansas City	25	2	153	Oct. 20, 2002	LaDainian Tomlinson	at Oakland (OT)	39	1
	198	Oct. 14, 2007	LaDainian Tomlinson	vs. Oakland	24	4	151	Nov. 16, 1981	Chuck Muncie	at Seattle	20	2
	196	Nov. 6, 2016	Melvin Gordon	vs. Tennessee	32	1		Nov. 3, 1968	Dickie Post	vs. Miami	21	0
	192	Sept. 25, 2005	LaDainian Tomlinson	vs. N.Y. Giants	21	3	150	Oct. 18, 1992	Rod Bernstine	vs. Indianapolis	23	2
	189	Dec. 24, 1967	Brad Hubbard	vs. N.Y. Jets	15	2	149	Nov. 27, 1960	Paul Lowe	vs. Oakland	26	1
	187	Sept. 28, 2003	LaDainian Tomlinson	at Oakland (OT)	28	1	147	Oct. 7, 2007	Michael Turner	at Denver	10	1
	184	Nov. 27, 2005	LaDainian Tomlinson	at Washington (OT)	25	3		Oct. 3, 2004	LaDainian Tomlinson	vs. Tennessee	17	1
	183	Oct. 29, 2006	LaDainian Tomlinson	vs. St. Louis Rams	25	2		Sept. 21, 1969	Dickie Post	at Cincinnati	15	0
	Jan. 2, 2000	Jermaine Fazande	at Denver	30	1	146	Dec. 9, 2007	LaDainian Tomlinson	vs. Tennessee (OT)	26	1	
	Dec. 22, 1963	Paul Lowe	vs. Denver	17	2	145	Dec. 23, 2001	LaDainian Tomlinson	at Kansas City	27	0	
181	Oct. 5, 1997	Gary Brown	at Oakland	36	1		Nov. 13, 1988	Gary Anderson	at Atlanta	24	0	
178	Dec. 3, 2006	LaDainian Tomlinson	at Buffalo	28	2		Dec. 3, 1972	Mike Garrett	vs. Oakland	28	0	
177	Dec. 2, 2007	LaDainian Tomlinson	at Kansas City	23	2	144	Dec. 29, 2013	Ryan Mathews	vs. Kansas City (OT)	24	0	
176	Dec. 17, 1989	Marion Butts	at Kansas City	39	0		Nov. 12, 1978	Lydell Mitchell	vs. Kansas City (OT)	29	0	
173	Oct. 9, 2022	Austin Ekeler	at Cleveland	16	1	142	Dec. 1, 1974	Don Woods	at N.Y. Jets	25	1	
172	Nov. 5, 2006	LaDainian Tomlinson	vs. Cleveland	18	3	140	Oct. 16, 2005	LaDainian Tomlinson	at Oakland	31	1	
170	Dec. 11, 1988	Gary Anderson	vs. Pittsburgh	26	0		Sept. 6, 1968	Dickie Post	vs. Cincinnati	16	0	
169	Oct. 26, 1997	Gary Brown	vs. Indianapolis	28	1	138	Sept. 17, 2006	Michael Turner	vs. Tennessee	13	0	
166	Sept. 30, 1962	Keith Lincoln	at Oakland	12	1	137	Nov. 27, 2011	Ryan Mathews	vs. Denver (OT)	22	0	
165	Sept. 20, 1998	Natrone Means	at Kansas City	22	1		Oct. 28, 1960	Paul Lowe	at Boston	8	1	
164	Nov. 21, 2004	LaDainian Tomlinson	at Oakland	37	1	134	Oct. 2, 2005	LaDainian Tomlinson	at New England	25	2	
162	Nov. 9, 2003	LaDainian Tomlinson	vs. Minnesota	16	2	133	Oct. 6, 1974	Don Woods	vs. Philadelphia	21	0	
161	Sept. 7, 1981	Chuck Muncie	at Cleveland	24	1	132	Oct. 14, 2018	Melvin Gordon III	at Cleveland	18	3	
	Oct. 13, 1963	Paul Lowe	vs. N.Y. Jets	16	1		Oct. 29, 2017	Melvin Gordon	at New England	14	1	
159	Dec. 2, 1990	Marion Butts	vs. N.Y. Jets	26	2		Sept. 30, 2007	LaDainian Tomlinson	vs. Kansas City	20	1	
							Oct. 8, 1972	Mike Garrett	at Baltimore Colts	27	2	



## REGULAR-SEASON 100-YARD RUSHING PERFORMANCES

Yards	Date	Player	Opponent	Att	TD	Yards	Date	Player	Opponent	Att	TD
131	Sept. 11, 2006	LaDainian Tomlinson	at Oakland	31	1	111	Oct. 30, 2016	Melvin Gordon	at Denver	23	0
	Dec. 12, 2004	LaDainian Tomlinson	vs. Tampa Bay	25	1		Nov. 22, 2010	Mike Tolbert	vs. Denver	25	1
	Dec. 22, 2002	LaDainian Tomlinson	at Kansas City	24	0		Dec. 19, 2004	LaDainian Tomlinson	at Cleveland	26	2
	Sept. 25, 1988	Gary Anderson	at Kansas City	23	1		Dec. 15, 2015	Rickey Young	vs. N.Y. Jets	21	1
130	Oct. 4, 1998	Natrone Means	at Indianapolis	31	1	110	Oct. 20, 2013	Ryan Mathews	at Jacksonville	21	1
	Oct. 28, 1973	Mike Garrett	at Cleveland	19	0		Dec. 15, 2002	LaDainian Tomlinson	at Buffalo	28	1
	Oct. 27, 1963	Keith Lincoln	vs. Oakland	15	1		Sept. 12, 1983	Chuck Muncie	at Kansas City	27	1
129	Jan. 2, 1983	Chuck Muncie	vs. L.A. Raiders	26	2		Oct. 23, 1965	Paul Lowe	at N.Y. Jets	16	2
	Nov. 25, 1990	Marion Butts	vs. Seattle (OT)	28	0		Nov. 5, 1961	Paul Lowe	vs. Titans of N.Y.	9	1
	Nov. 23, 1969	Dickie Post	vs. Denver	17	3	109	Nov. 26, 2006	LaDainian Tomlinson	vs. Oakland	19	2
	Sept. 30, 1961	Paul Lowe	at Buffalo	22	1		Nov. 16, 1980	Mike Thomas	vs. Kansas City	27	2
127	Dec. 12, 2013	Ryan Mathews	at Denver	29	1		Dec. 18, 1960	Fred Ford	vs. Titans of N.Y.	7	1
	Nov. 17, 2013	Ryan Mathews	at Miami	19	0	108	Nov. 7, 2019	Melvin Gordon III	at Oakland	22	1
	Dec. 27, 1998	Terrell Fletcher	at Arizona	23	0		Nov. 19, 1967	Dickie Post	at Kansas City	18	1
	Dec. 3, 1995	Aaron Hayden	vs. Cleveland	32	2		Dec. 2, 1962	Gerry McDougall	vs. Oakland	22	2
	Sept. 22, 1985	Lionel James	at Cincinnati	12	1	107	Dec. 24, 2007	LaDainian Tomlinson	vs. Denver	19	1
	Oct. 20, 1963	Keith Lincoln	at Kansas City	10	1		Nov. 6, 2005	LaDainian Tomlinson	at N.Y. Jets	25	3
126	Dec. 26, 1982	Chuck Muncie	vs. Baltimore Colts	16	0		Sept. 30, 2001	LaDainian Tomlinson	vs. Cincinnati	21	3
	Dec. 11, 1966	Paul Lowe	vs. N.Y. Jets	14	2		Sept. 11, 1994	Natrone Means	vs. Cincinnati	21	1
125	Oct. 9, 2011	Ryan Mathews	at Denver	24	0	106	Sept. 28, 2008	LaDainian Tomlinson	at Oakland	20	2
	Oct. 9, 1994	Natrone Means	vs. Kansas City	19	1		Nov. 30, 2003	LaDainian Tomlinson	vs. Kansas City	19	1
	Nov. 13, 1966	Paul Lowe	vs. Oakland	10	0		Dec. 14, 1969	Dickie Post	vs. Buffalo	19	2
124	Nov. 18, 1984	Earnest Jackson	vs. Miami (OT)	28	0		Dec. 1, 1968	Russ Smith	at Denver	18	1
	Dec. 7, 1975	Rickey Young	at Kansas City	25	2		Oct. 22, 1961	Paul Lowe	at Oakland	11	2
	Sept. 11, 1965	Paul Lowe	vs. Denver	18	1		Oct. 10, 1960	Paul Lowe	vs. Denver	19	1
123	Dec. 24, 2006	LaDainian Tomlinson	at Seattle	22	0	105	Oct. 8, 2017	Melvin Gordon	vs. N.Y. Giants	20	0
	Oct. 4, 1969	Dickie Post	vs. Cincinnati	19	0		Nov. 23, 2014	Ryan Mathews	vs. St. Louis Rams	12	1
	Jan. 1, 2023	Austin Ekeler	vs. L.A. Rams	10	2		Dec. 26, 2008	LaDainian Tomlinson	at New Orleans*	19	0
	Dec. 16, 2007	Darren Sproles	vs. Detroit	25	2		* — Played at Wembley Stadium in London, England.				
	Dec. 6, 1998	Terrell Fletcher	at Washington	34	0		Nov. 19, 2006	LaDainian Tomlinson	at Denver	20	3
	Sept. 17, 1995	Natrone Means	at Philadelphia	23	0		Sept. 21, 2003	LaDainian Tomlinson	vs. Baltimore Ravens	23	1
121	Sept. 12, 2004	LaDainian Tomlinson	at Houston Texans	26	1		Nov. 7, 1993	Natrone Means	at Minnesota	17	1
	Oct. 14, 1990	Marion Butts	at N.Y. Jets	26	2		Dec. 20, 1982	James Brooks	vs. Cincinnati	12	3
	Oct. 20, 1968	Dickie Post	vs. Denver	11	1		Oct. 12, 1975	Don Woods	vs. L.A. Rams (OT)	24	1
	Oct. 1, 1967	Dickie Post	at Buffalo	20	1		Dec. 15, 1974	Don Woods	vs. Denver	24	1
120	Jan. 2, 2011	Ryan Mathews	at Denver	26	3	104	Sept. 30, 2018	Melvin Gordon III	vs. San Francisco	15	0
	Nov. 10, 2002	LaDainian Tomlinson	at St. Louis Rams	24	1		Nov. 12, 2006	LaDainian Tomlinson	at Cincinnati	22	4
	Oct. 16, 1994	Natrone Means	at New Orleans	26	3		Oct. 30, 1994	Natrone Means	vs. Seattle	26	1
	Sept. 18, 1988	Gary Anderson	vs. Seattle	19	1		Nov. 22, 1992	Marion Butts	vs. Tampa Bay	22	0
119	Dec. 6, 1981	Chuck Muncie	vs. Buffalo	22	1		Dec. 15, 1991	Rod Bernstine	vs. Miami	13	3
118	Dec. 27, 1993	Natrone Means	vs. Miami	18	3		Sept. 24, 1972	Mike Garrett	vs. Denver	21	1
	Nov. 1, 1992	Marion Butts	vs. Indianapolis	27	1		Oct. 13, 1968	Gary Foster	at Oakland	27	1
	Oct. 13, 1974	Don Woods	vs. Oakland	17	1		Sept. 19, 1965	Gene Foster	at Oakland	21	0
117	Oct. 4, 2021	Austin Ekeler	vs. Las Vegas	15	1	103	Dec. 8, 2013	Ryan Mathews	vs. N.Y. Giants	29	1
	Nov. 17, 1974	Don Woods	at Oakland	27	1		Nov. 28, 2010	Mike Tolbert	at Indianapolis	26	1
116	Dec. 16, 2007	LaDainian Tomlinson	vs. Detroit	15	2		Dec. 10, 2006	LaDainian Tomlinson	vs. Denver	28	3
	Nov. 3, 1985	Gary Anderson	vs. Denver	22	1		Oct. 10, 2004	Jesse Chatman	vs. Jacksonville	11	1
	Oct. 15, 1967	Dickie Post	vs. Kansas City	15	1		Sept. 22, 1991	Rod Bernstine	at Denver	18	0
115	Dec. 28, 2008	Darren Sproles	vs. Denver	14	1		Sept. 16, 1990	Marion Butts	vs. Cincinnati	18	0
	Sept. 24, 1995	Natrone Means	vs. Denver	27	2	102	Oct. 18, 2016	Melvin Gordon	vs. Jacksonville	24	1
	Sept. 10, 1995	Natrone Means	vs. Seattle	26	0		Oct. 14, 2013	Ryan Mathews	vs. Indianapolis	22	0
	Dec. 22, 1980	Chuck Muncie	vs. Pittsburgh	26	1		Oct. 7, 2001	LaDainian Tomlinson	at Cleveland	19	1
	Nov. 9, 1980	Chuck Muncie	vs. Denver	23	0		Nov. 6, 1994	Natrone Means	at Atlanta	25	0
114	Oct. 5, 2014	Branden Oliver	vs. N.Y. Jets	19	1		Oct. 11, 1981	Chuck Muncie	vs. Minnesota	21	2
	Dec. 11, 2011	Ryan Mathews	vs. Buffalo	20	0		Nov. 26, 1972	Mike Garrett	vs. Houston Oilers	17	0
	Sept. 8, 2002	LaDainian Tomlinson	at Cincinnati	21	1		Dec. 1, 1963	Keith Lincoln	vs. Houston Oilers	13	1
	Dec. 30, 1990	Rod Bernstine	at L.A. Raiders	27	0		Nov. 11, 1962	Jacque MacKinnon	vs. Buffalo	17	0
	Nov. 11, 1990	Marion Butts	vs. Denver	16	0	101	Dec. 8, 2019	Austin Ekeler	at Jacksonville	8	0
113	Nov. 4, 2018	Melvin Gordon III	at Seattle	16	1		Oct. 12, 2014	Branden Oliver	at Oakland	26	1
	Dec. 18, 2005	Michael Turner	at Indianapolis	8	1		Oct. 11, 1998	Natrone Means	at Oakland	37	0
	Dec. 5, 2004	LaDainian Tomlinson	vs. Denver	30	2		Nov. 5, 1978	Lydell Mitchell	vs. Cincinnati	28	0
	Sept. 9, 2001	LaDainian Tomlinson	vs. Washington	36	2		Nov. 17, 1963	Keith Lincoln	at Buffalo	10	1
	Nov. 16, 1969	Dickie Post	at Oakland	20	0	100	Oct. 3, 2010	Mike Tolbert	vs. Arizona	16	1
	Dec. 5, 2011	Ryan Mathews	at Jacksonville	13	1		Oct. 23, 1994	Natrone Means	vs. Denver	19	0
	Oct. 18, 1998	Natrone Means	vs. Philadelphia	21	1		Nov. 2, 1986	Gary Anderson	vs. Kansas City	25	0
	Sept. 29, 1991	Rod Bernstine	vs. Kansas City	26	1		Sept. 15, 1974	Cid Edwards	at Houston Oilers	16	0
	Sept. 7, 1980	John Cappelletti	at Seattle	16	0		Nov. 8, 1964	Keith Lincoln	at Denver	20	0
	Nov. 7, 1965	Paul Lowe	vs. Denver	17	0		Sept. 10, 1961	Paul Lowe	at Dallas Texans	13	1

**REGULAR-SEASON 100-YARD RUSHING GAMES BY PLAYER (38 PLAYERS, 196 PERFORMANCES):** LaDainian Tomlinson (46), Paul Lowe (15), Natrone Means (15), Ryan Mathews (12), Dickie Post (11), Melvin Gordon III (9), Chuck Muncie (9), Marion Butts (8), Don Woods (8), Gary Anderson (7), Keith Lincoln (6), Rod Bernstine (5), Mike Garrett (5), Austin Ekeler (4), Mike Tolbert (3), Michael Turner (3), Gary Brown (2), Terrell Fletcher (2), Gene Foster (2), Earnest Jackson (2), Lydell Mitchell (2), Branden Oliver (2), Darren Sproles (2), Rickey Young (2), James Brooks (1), John Cappelletti (1), Jesse Chatman (1), Cid Edwards (1), Jermaine Fazande (1), Fred Ford (1), Aaron Hayden (1), Aaron Hayden (1), Lionel James (1), Jacque MacKinnon (1), Gerry McDougall (1), Russ Smith (1), Mike Thomas (1), Clarence Williams (1).

## POSTSEASON 100-YARD RUSHING PERFORMANCES

Yards	Date	Player	Opponent	Att	TD	Yards	Date	Player	Opponent	Att	TD
206	Jan. 5, 1964	Keith Lincoln	vs. Boston <sup>†</sup>	13	1	123	Jan. 14, 2007	LaDainian Tomlinson	vs. New England**	23	2
165	Jan. 1, 1961	Paul Lowe	at Houston Oilers <sup>†</sup>	21	1	120	Jan. 2, 1982	Chuck Muncie	at Miami**	24	1
139	Jan. 8, 1995	Natrone Means	vs. Miami**	24	1	119	Jan. 2, 1993	Marion Butts	vs. Kansas City*	15	1
126	Jan. 9, 1983	Chuck Muncie	at Pittsburgh*	25	0	105	Jan. 3, 2009	Darren Sproles	vs. Indianapolis*	22	2

† — AFL Championship      \* — AFC Wild Card      \*\* — AFC Divisional      \*\*\* — AFC Championship

**POSTSEASON 100-YARD RUSHING GAMES BY PLAYER (7 PLAYERS, 8 PERFORMANCES):** Chuck Muncie (2), Marion Butts (1), Keith Lincoln (1), Paul Lowe (1), Natrone Means (1), Darren Sproles (1), LaDainian Tomlinson (1).

COMMUNITY

FRONT OFFICE

VETERANS

DRAFT PICKS  
& FREE AGENTS

2022 IN  
REVIEW

BIG DAYS

GENERAL  
INFORMATION

## 100-YARD RUSHING PERFORMANCES BY SEASON

Season	Player	Reg. Season	Postseason	Season	Player	Reg. Season	Postseason	Season	Player	Reg. Season	Postseason
1960	Paul Lowe	3	1	1980	Chuck Muncie	2	0	2001	LaDainian Tomlinson	4	0
	Fred Ford	1	0		John Cappelletti	1	0	2002	LaDainian Tomlinson	7	0
1961	Paul Lowe	4	0		Mike Thomas	1	0	2003	LaDainian Tomlinson	6	0
1962	Keith Lincoln	1	0	1981	Chuck Muncie	4	1	2004	LaDainian Tomlinson	6	0
	Jacque MacKinnon	1	0	1982	Chuck Muncie	2	1		Jesse Chatman	1	0
	Gerry McDougall	1	0		James Brooks	1	0	2005	LaDainian Tomlinson	5	0
1963	Keith Lincoln	4	1	1983	Chuck Muncie	1	0		Michael Turner	1	0
	Paul Lowe	2	0	1984	Earnest Jackson	2	0	2006	LaDainian Tomlinson	10	1
1964	Keith Lincoln	1	0	1985	Gary Anderson	1	0		Michael Turner	1	0
1965	Paul Lowe	4	0		Lionel James	1	0	2007	LaDainian Tomlinson	6	0
	Gene Foster	1	0	1986	Gary Anderson	1	0		Darren Sproles	1	0
1966	Paul Lowe	2	0	1988	Gary Anderson	5	0		Michael Turner	1	0
1967	Dickie Post	3	0	1989	Marion Butts	1	0	2008	LaDainian Tomlinson	2	0
	Brad Hubbard	1	0	1990	Marion Butts	5	0		Darren Sproles	1	1
1968	Dickie Post	3	0		Rod Bernstine	1	0	2010	Mike Tolbert	3	0
	Gene Foster	1	0	1991	Rod Bernstine	3	0	2011	Ryan Mathews	5	0
	Russ Smith	1	0	1992	Marion Butts	2	1	2013	Ryan Mathews	6	0
1969	Dickie Post	5	0		Rod Bernstine	1	0	2014	Branden Oliver	2	0
1972	Mike Garrett	4	0	1993	Natrone Means	2	0		Ryan Mathews	1	0
1973	Mike Garrett	1	0	1994	Natrone Means	6	1	2016	Melvin Gordon	3	0
1974	Don Woods	7	0	1995	Natrone Means	3	0	2017	Melvin Gordon	2	0
	Cid Edwards	1	0		Aaron Hayden	1	0	2018	Melvin Gordon III	3	0
1975	Rickey Young	2	0	1997	Gary Brown	2	0	2019	Austin Ekeler	1	0
	Don Woods	1	0	1998	Natrone Means	4	0	2015	Melvin Gordon III	1	0
1978	Lydell Mitchell	2	0		Terrell Fletcher	2	0	2021	Austin Ekeler	1	0
1979	Clarence Williams	1	0	1999	Jermaine Fazande	1	0	2022	Austin Ekeler	2	0

## REGULAR-SEASON 100-YARD RECEIVING PERFORMANCES

Yards	Date	Player	Opponent	Rec	TD	Yards	Date	Player	Opponent	Rec	TD
260	Dec. 20, 1982	Wes Chandler	vs. Cincinnati	10	2	152	Nov. 17, 2002	Curtis Conway	vs. San Francisco (OT)	7	0
243	Sept. 15, 1985	Wes Chandler	vs. Seattle	13	1		Sept. 18, 1994	Tony Martin	at Seattle	6	1
232	Oct. 20, 1963	Lance Alworth	at Kansas City	9	2		Dec. 10, 1989	Anthony Miller	at Washington	8	1
213	Oct. 10, 2010	Malcom Floyd	at Oakland	8	1	150	Oct. 6, 1985	Wes Chandler	at Seattle	9	2
	Oct. 29, 1967	Lance Alworth	at Oakland	10	1	149	Oct. 13, 1991	Anthony Miller	at L.A. Rams	7	1
211	Sept. 11, 1965	Lance Alworth	vs. Denver	7	1		Dec. 17, 1978	John Jefferson	at Houston Oilers	6	2
210	Nov. 10, 1963	Lance Alworth	at Boston	13	1		Dec. 9, 1973	Jerry LeVias	vs. Denver	5	1
203	Nov. 1, 1964	Lance Alworth	vs. Oakland	8	2		Dec. 29, 2010	Gary Garrison	vs. Kansas City	5	0
194	Nov. 8, 1981	Wes Chandler	vs. Cincinnati	10	2		Oct. 8, 1966	Lance Alworth	at N.Y. Jets	10	0
191	Sept. 7, 1981	Charlie Joiner	at Cleveland	6	0	148	Dec. 2, 2018	Keenan Allen	at Pittsburgh	14	1
188	Sept. 28, 1969	Gary Garrison	vs. N.Y. Jets	10	2		Dec. 2, 2008	Vincent Jackson	vs. Oakland	5	1
185	Nov. 26, 1964	Lance Alworth	vs. Buffalo	4	2		Dec. 7, 2003	LaDainian Tomlinson	at Detroit	9	2
183	Sept. 22, 2019	Keenan Allen	vs. Houston	13	2		Nov. 24, 1996	Tony Martin	at Kansas City	5	2
	Sept. 21, 1968	Lance Alworth	vs. Houston Oilers	8	1	147	Dec. 7, 1969	Lance Alworth	vs. Boston	6	1
182	Oct. 13, 1968	Lance Alworth	at Oakland	9	1		Dec. 4, 1966	Lance Alworth	at Houston Oilers	4	2
181	Oct. 5, 2003	David Boston	at Jacksonville	14	2		Dec. 4, 1965	Lance Alworth	vs. N.Y. Jets	7	2
	Nov. 14, 1965	Lance Alworth	at Kansas City	6	1	146	Sept. 16, 1984	Kellen Winslow	vs. Houston Oilers	10	0
180	Nov. 2, 1963	Lance Alworth	at N.Y. Jets	5	1	145	Nov. 22, 2020	Keenan Allen	vs. N.Y. Jets	16	1
179	Dec. 3, 1984	Bobby Duckworth	vs. Chicago	3	1		Oct. 30, 2005	Antonio Gates	vs. Kansas City	10	3
177	Oct. 23, 1966	Lance Alworth	at Boston	6	2		Dec. 11, 1982	Charlie Joiner	at San Francisco	8	0
175	Oct. 10, 1961	Dave Kocourek	vs. Buffalo	3	1		Oct. 3, 1965	Lance Alworth	vs. Houston Oilers	4	2
172	Nov. 23, 2017	Keenan Allen	at Dallas Cowboys	11	1	144	Oct. 3, 2010	Antonio Gates	vs. Arizona	7	2
	Sept. 18, 2011	Vincent Jackson	at New England	10	2		Dec. 14, 2003	LaDainian Tomlinson	vs. Green Bay	11	2
	Dec. 11, 1994	Tony Martin	vs. San Francisco	9	1		Nov. 19, 2000	Jeff Graham	at Denver	4	2
	Oct. 20, 1968	Jacque MacKinnon	vs. Denver	6	2		Nov. 22, 1981	Kellen Winslow	at Oakland	13	5
171	Dec. 22, 1980	Kellen Winslow	vs. Pittsburgh	10	0	143	Oct. 15, 2000	Curtis Conway	at Buffalo (OT)	7	1
	Oct. 19, 1980	Charlie Joiner	vs. N.Y. Giants	10	1	142	Oct. 25, 2009	Vincent Jackson	at Kansas City	5	1
	Dec. 1, 1968	Lance Alworth	at Denver	9	4		Nov. 7, 1993	Anthony Miller	at Minnesota	7	1
169	Oct. 27, 1968	Lance Alworth	at Kansas City	6	0		Oct. 4, 1992	Anthony Miller	vs. Seattle	9	2
	Nov. 19, 1961	Dave Kocourek	vs. Dallas Texans	7	1		Nov. 3, 1974	Harrison Davis	vs. Cleveland	4	1
168	Dec. 17, 1995	Tony Martin	at Indianapolis	10	2		Oct. 22, 1967	Lance Alworth	at Denver	5	1
	Nov. 10, 1985	Lionel James	vs. L.A. Raiders (OT)	11	1		Oct. 23, 1965	Lance Alworth	at N.Y. Jets	7	1
	Oct. 21, 1979	Charlie Joiner	at L.A. Rams	7	0	141	Nov. 6, 2011	Vincent Jackson	vs. Green Bay	7	3
	Oct. 10, 1965	Lance Alworth	at Buffalo	8	2		Sept. 20, 2009	Vincent Jackson	vs. Baltimore Ravens	6	1
	Nov. 15, 1964	Lance Alworth	at Kansas City	5	1		Nov. 28, 1999	Jeff Graham	at Minnesota	6	0
167	Dec. 6, 2009	Antonio Gates	at Cleveland	8	0	140	Oct. 23, 2016	Tyrell Williams	at Atlanta (OT)	7	0
166	Sept. 13, 2015	Keenan Allen	vs. Detroit	15	0		Jan. 3, 2010	Malcom Floyd	vs. Washington	9	0
	Sept. 13, 1981	Charlie Joiner	vs. Detroit	7	0		Dec. 6, 1987	Wes Chandler	at Houston Oilers	10	0
165	Oct. 10, 2021	Mike Williams	vs. Cleveland	8	2		Sept. 23, 1962	Dave Kocourek	vs. Houston Oilers	5	0
	Nov. 20, 2011	Vincent Jackson	at Chicago	7	1	139	Nov. 23, 2003	David Boston	vs. Cincinnati	9	2
	Oct. 18, 1970	Gary Garrison	at Chicago	8	2	138	Oct. 1, 2017	Keenan Allen	vs. Philadelphia	5	0
164	Nov. 30, 1980	John Jefferson	vs. Philadelphia	8	0		Sept. 22, 1996	Tony Martin	at Oakland	10	3
163	Sept. 10, 1995	Tony Martin	vs. Seattle	13	1		Jan. 2, 1983	Wes Chandler	vs. L.A. Raiders	6	1
	Oct. 5, 1968	Gary Garrison	vs. N.Y. Jets	6	2	137	Sept. 16, 1990	Anthony Miller	vs. Cincinnati	9	0
162	Sept. 17, 1989	Anthony Miller	vs. Houston Oilers	7	2		Oct. 14, 1979	John Jefferson	vs. Seattle	9	2
	Dec. 11, 1983	Kellen Winslow	vs. Kansas City	14	3		Oct. 5, 1968	Lance Alworth	vs. N.Y. Jets	8	1
	Oct. 31, 1971	Gary Garrison	vs. N.Y. Jets	6	1	136	Sept. 29, 2013	Antonio Gates	vs. Dallas Cowboys	10	1
160	Oct. 26, 1980	John Jefferson	at Dallas Cowboys	8	1	135	Sept. 28, 2014	Keenan Allen	vs. Jacksonville	10	0
	Dec. 19, 1965	Lance Alworth	vs. Oakland	5	1		Oct. 12, 1980	Charlie Joiner	at Oakland	8	0
	Oct. 7, 1961	Dave Kocourek	at Boston	3	1	134	Oct. 9, 2022	Mike Williams	at Cleveland	10	0
159	Nov. 19, 2017	Keenan Allen	vs. Buffalo	12	2		Nov. 11, 2012	Danario Alexander	at Tampa Bay	5	1
157	Oct. 18, 2015	Keenan Allen	at Green Bay	14	0		Oct. 12, 2008	Vincent Jackson	vs. New England	5	1
	Oct. 7, 1984	Kellen Winslow	at Green Bay	15	0		Sept. 25, 1983	Wes Chandler	vs. Cleveland (OT)	6	2
156	Dec. 30, 2001	Curtis Conway	vs. Seattle	11	1		Sept. 26, 1976	Charlie Joiner	vs. St. Louis Cardinals	5	1
	Dec. 10, 1972	Gary Garrison	at Denver	10	1		Oct. 2, 1966	Gene Foster	vs. Miami	6	2
	Dec. 18, 1966	Lance Alworth	vs. Kansas City	8	1	133	Dec. 31, 2017	Keenan Allen	vs. Oakland	9	1
155	Sept. 28, 1997	Tony Martin	vs. Baltimore Ravens	4	3		Sept. 27, 2015	Keenan Allen	at Minnesota	12	2
	Dec. 4, 1978	John Jefferson	vs. Chicago	7	1		Sept. 9, 1984	Pete Holohan	at Seattle	6	0
154	Dec. 8, 1985	Wes Chandler	vs. Pittsburgh	5	2						
153	Nov. 2, 1980	Kellen Winslow	at Cincinnati	9	1						

REGULAR-SEASON 100-YARD RECEIVING PERFORMANCES

Yards	Date	Player	Opponent	Rec	TD	Yards	Date	Player	Opponent	Rec	TD	
132	Sept. 27, 2020	Keenan Allen	vs. Carolina	13	1	117	Dec. 1, 2019	Mike Williams	at Denver	5	0	
	Dec. 10, 2017	Tyrell Williams	vs. Washington	4	1		Oct. 9, 2016	Travis Benjamin	at Oakland	7	0	
	Nov. 6, 2005	Antonio Gates	at N.Y. Jets	8	0		Oct. 9, 2016	Tyrell Williams	at Oakland	5	1	
	Dec. 3, 1995	Tony Martin	vs. Cleveland	9	1		Oct. 6, 2013	Vincent Brown	at Oakland	7	0	
	Sept. 14, 1980	Kellen Winslow	vs. Oakland (OT)	9	1		Oct. 17, 2010	Patrick Crayton	at St. Louis Rams	6	0	
131	Oct. 20, 1968	Lance Alworth	vs. Denver	4	1		Dec. 14, 2003	Antonio Gates	vs. Green Bay	5	0	
130	Nov. 12, 1978	John Jefferson	vs. Kansas City (OT)	7	2		Oct. 14, 2001	Curtis Conway	at New England (OT)	4	0	
129	Dec. 29, 2002	Stephen Alexander	vs. Seattle (OT)	8	1		Nov. 20, 2008	Kellen Winslow	at St. Louis Cardinals	5	1	
	Oct. 13, 2002	Curtis Conway	vs. Kansas City	8	0		Sept. 30, 1973	Gary Garrison	vs. Cincinnati	4	0	
	Oct. 25, 1992	Anthony Miller	vs. Denver	6	1	116	Dec. 11, 2022	Mike Williams	vs. Miami	6	1	
	Nov. 5, 1989	Anthony Miller	vs. Philadelphia	5	2		Dec. 18, 1994	Tony Martin	at N.Y. Jets	3	2	
128	Nov. 3, 2013	Keenan Allen	at Washington (OT)	8	1		Dec. 16, 1990	Ronnie Harmon	at Denver	8	0	
	Sept. 6, 1998	Bryan Stall	vs. Buffalo	6	1		Oct. 15, 1989	Anthony Miller	vs. Seattle	7	0	
	Nov. 3, 1996	Tony Martin	at Indianapolis	6	1		Dec. 13, 1987	Wes Chandler	vs. Pittsburgh	7	0	
	Dec. 15, 1968	Gary Garrison	vs. Oakland	4	0		Dec. 20, 1982	Kellen Winslow	vs. Cincinnati	6	0	
	Jan. 1, 2012	Malcom Floyd	at Oakland	7	1		Sept. 22, 1974	Gary Garrison	at Cincinnati	8	0	
	Nov. 9, 1980	Charlie Joiner	vs. Denver	9	0	115	Oct. 1, 2017	Tyrell Williams	vs. Philadelphia	5	1	
	Dec. 11, 1966	Lance Alworth	vs. N.Y. Jets	7	0		Sept. 18, 2016	Travis Benjamin	vs. Jacksonville	6	2	
	Nov. 25, 1965	Lance Alworth	vs. Buffalo	7	0		Oct. 6, 2013	Keenan Allen	at Oakland	6	1	
	Dec. 6, 1981	Kellen Winslow	vs. Buffalo	6	1		Sept. 2, 1984	Bobby Duckworth	at Minnesota	4	0	
	Nov. 11, 1962	Dave Kocurek	vs. Buffalo	7	1		Sept. 18, 1983	Eric Sievers	at Seattle	6	2	
126	Oct. 25, 2020	Keenan Allen	vs. Jacksonville	10	0		Oct. 7, 1979	Charlie Joiner	at Denver	7	0	
	Nov. 13, 2016	Tyrell Williams	vs. Miami	5	1		Dec. 24, 1967	Gary Garrison	vs. N.Y. Jets	8	0	
	Dec. 11, 1982	Wes Chandler	at San Francisco	7	3	114	Dec. 12, 1999	Jeff Graham	at Seattle	9	0	
	Oct. 4, 1969	Lance Alworth	vs. Cincinnati	8	0		Dec. 9, 1995	Mark Seay	vs. Arizona	7	2	
	Nov. 12, 1967	Lance Alworth	vs. Miami	4	1		Oct. 12, 1980	John Jefferson	at Oakland	5	1	
	Nov. 4, 1962	Jerry Robinson	vs. Denver	3	1		Nov. 22, 1970	Gary Garrison	at Oakland	6	2	
	Nov. 4, 2018	Keenan Allen	at Seattle	6	0		Oct. 6, 1963	Lance Alworth	at Denver	4	1	
	Nov. 24, 2013	Keenan Allen	at Kansas City	9	0	113	Sept. 15, 2022	Mike Williams	at Kansas City	8	1	
	Sept. 15, 2013	Antonio Gates	at Philadelphia	8	0		Oct. 7, 2007	Antonio Gates	at Denver	7	1	
	Oct. 4, 2009	Antonio Gates	at Pittsburgh	9	2		Sept. 23, 2007	Antonio Gates	at Green Bay	11	0	
	Sept. 20, 2009	Darren Sproles	vs. Baltimore Ravens	7	1		Sept. 15, 2002	Curtis Conway	vs. Houston Texans	5	1	
	Nov. 10, 1991	Anthony Miller	vs. Seattle	5	0		Dec. 24, 2000	Jeff Graham	vs. Pittsburgh	5	1	
	Dec. 15, 1985	Wes Chandler	vs. Philadelphia	5	0		Oct. 15, 2000	Jeff Graham	at Buffalo (OT)	9	1	
	Oct. 25, 1981	Charlie Joiner	at Chicago (OT)	5	1		Dec. 26, 1999	Jeff Graham	vs. Oakland	3	1	
	Oct. 25, 1970	Lance Alworth	vs. Houston Oilers	2	1		Nov. 11, 1996	Tony Martin	vs. Detroit	8	1	
	Oct. 9, 1964	Lance Alworth	at Boston	8	2		Dec. 21, 1986	Wes Chandler	at Cleveland	6	1	
	Oct. 28, 1960	Ralph Anderson	at Boston	6	1		Nov. 20, 1986	Gary Anderson	vs. L.A. Raiders (OT)	7	0	
	Sept. 8, 2019	Keenan Allen	vs. Indianapolis	8	1		Dec. 13, 1980	John Jefferson	vs. Seattle	8	0	
	Oct. 31, 2010	Antonio Gates	vs. Tennessee	5	1		Oct. 18, 1964	Dave Kocurek	vs. Denver	4	1	
	Dec. 11, 2005	Antonio Gates	vs. Miami	13	1	112	Nov. 21, 2021	Keenan Allen	vs. Pittsburgh	9	0	
	Sept. 11, 2005	Keenan McCardell	vs. Dallas Cowboys	9	2		Dec. 8, 2019	Austin Ekeler	at Jacksonville	4	1	
	Sept. 12, 2004	Antonio Gates	at Houston Texans	8	0		Dec. 16, 2010	Vincent Jackson	vs. San Francisco	5	3	
	Oct. 4, 1993	Anthony Miller	at Seattle	10	1		Dec. 13, 1981	Wes Chandler	at Tampa Bay	8	0	
	Nov. 25, 1979	Charlie Joiner	vs. Kansas City	9	1		Oct. 21, 1979	John Jefferson	at L.A. Rams	3	1	
	Oct. 16, 1966	Keith Lincoln	at Buffalo	5	1		Sept. 26, 1964	Don Norton	at Buffalo	4	0	
	Dec. 4, 1960	Dave Kocurek	at Oakland	6	0	111	Nov. 3, 2019	Mike Williams	vs. Green Bay	3	0	
	Sept. 26, 2021	Mike Williams	at Kansas City	7	2		Dec. 10, 2017	Keenan Allen	vs. Washington	6	0	
	Sept. 20, 1970	Gary Garrison	vs. Baltimore Colts	3	2		Nov. 7, 2010	Seyi Ajirotutu	at Houston Texans	4	2	
	Dec. 14, 1969	Lance Alworth	vs. Buffalo	7	1		Dec. 21, 2008	Vincent Jackson	at Tampa Bay	7	0	
121	Nov. 30, 2014	Keenan Allen	at Baltimore Ravens	11	2		Nov. 11, 2001	Curtis Conway	at Denver	3	1	
	Nov. 5, 1995	Tony Martin	vs. Miami	7	1		Oct. 29, 2000	Freddie Jones	vs. Oakland	10	2	
	Nov. 28, 1982	Charlie Joiner	vs. Denver	7	0		Nov. 29, 1981	Wes Chandler	vs. Denver	4	0	
	Sept. 29, 1968	Gary Garrison	at Cincinnati	5	2		Oct. 16, 1977	Don Woods	vs. New England	8	0	
	Sept. 24, 1967	Lance Alworth	vs. Houston Oilers	10	1		Oct. 3, 1971	Billy Parks	at Pittsburgh	8	1	
	Oct. 15, 1961	Don Norton	at Titans of N.Y.	5	0		Nov. 27, 1966	Lance Alworth	at Denver	6	2	
120	Oct. 2, 2022	Mike Williams	at Houston Texans	7	0		Oct. 27, 1963	Jackie MacKinnon	vs. Oakland	3	1	
	Oct. 2, 2016	Dontrelle Inman	vs. New Orleans	7	0	110	Dec. 5, 2021	Mike Williams	at Cincinnati	5	0	
	Dec. 13, 2009	Vincent Jackson	at Dallas Cowboys	7	0		Sept. 13, 2010	Legedu Naanee	vs. Kansas City	5	1	
	Sept. 27, 2009	Vincent Jackson	vs. Miami	5	0		Oct. 3, 2004	Reche Caldwell	vs. Tennessee	3	1	
	Oct. 28, 2001	Curtis Conway	vs. Buffalo	9	0		Dec. 9, 2001	Jeff Graham	at Philadelphia	5	2	
	Sept. 3, 1995	Shawn Jefferson	at Oakland	6	1		Dec. 27, 1993	Anthony Miller	vs. Miami	7	2	
	Dec. 26, 1982	Kellen Winslow	vs. Baltimore Colts	7	3		Nov. 15, 1992	Anthony Miller	at Cleveland	7	1	
	Sept. 12, 1982	Wes Chandler	at Denver	4	0		Oct. 11, 1987	Al Williams	at Tampa Bay	5	0	
	Nov. 19, 1961	Don Norton	vs. Dallas Texans	6	0		Nov. 30, 1986	Wes Chandler	at Indianapolis	5	1	
119	Jan. 9, 2022	Mike Williams	at Las Vegas (OT)	9	1		Dec. 8, 1985	Charlie Joiner	vs. Pittsburgh	6	0	
	Nov. 27, 2016	Dontrelle Inman	at Houston Texans	6	1		Sept. 4, 1983	Bobby Duckworth	vs. N.Y. Jets	4	1	
	Sept. 11, 1994	Mark Seay	vs. Cincinnati	8	2		Oct. 26, 1980	Kellen Winslow	vs. Dallas Cowboys	5	2	
	Jan. 2, 1994	Anthony Miller	at Tampa Bay	7	1		Sept. 14, 1980	John Jefferson	vs. Oakland (OT)	9	2	
	Sept. 12, 1993	Nate Lewis	at Denver	10	1		Oct. 22, 1978	Charlie Joiner	at Detroit	5	1	
	Nov. 18, 1984	Eric Sievers	vs. Miami (OT)	12	2		Dec. 3, 1961	Don Norton	at Houston Oilers	6	2	
	Nov. 4, 1984	Charlie Joiner	at Indianapolis	9	1	109	Oct. 12, 2020	Mike Williams	vs. New Orleans	5	2	
	Sept. 24, 1984	Kellen Winslow	at L.A. Raiders	9	1		Sept. 16, 2012	Malcom Floyd	vs. Tennessee	6	0	
	Nov. 3, 1974	Don Woods	vs. Cleveland	3	2		Sept. 26, 2010	Antonio Gates	at Seattle	7	1	
	Oct. 22, 1972	Gary Garrison	at Detroit	7	2		Nov. 12, 2006	Malcom Floyd	at Cincinnati	5	1	
	Nov. 23, 1967	Gary Garrison	vs. Denver	4	0		Dec. 7, 1997	Eric Metcalf	vs. Atlanta	8	0	
	Oct. 2, 1966	Lance Alworth	vs. Miami	6	2		Oct. 25, 1979	John Jefferson	at Oakland	4	1	
	Sept. 12, 1964	Lance Alworth	vs. Houston Oilers	6	1		Dec. 1, 1974	Gary Garrison	at N.Y. Jets	4	1	
	Dec. 8, 1963	Don Norton	at Oakland	6	1		Sept. 21, 1969	Gary Garrison	at Cincinnati	3	0	
	Nov. 27, 1960	Don Norton	vs. Oakland	4	1		Oct. 17, 1965	Lance Alworth	at Boston	3	1	
118	Oct. 20, 2019	Austin Ekeler	at Tennessee	7	1		Nov. 20, 1960	Ralph Anderson	vs. Buffalo	7	0	
	Oct. 21, 2018	Tyrell Williams	vs. Tennessee*	4	1							
	* - Played at Wembley Stadium in London, England.											
	Oct. 14, 2018	Tyrell Williams	at Cleveland	3	2							
	Nov. 29, 2009	Antonio Gates	vs. Kansas City	7	2							
	Dec. 12, 2004	Eric Parker	vs. Tampa Bay	6	1							
	Nov. 19, 2000	Curtis Conway	at Denver	4	1							
	Oct. 13, 1985	Charlie Joiner	vs. Kansas City	6	1							
	Sept. 22, 1985	Lionel James	at Cincinnati	5	1							
	Dec. 26, 1982	Wes Chandler	vs. Baltimore Colts	4	2							
	Nov. 22, 1982	Wes Chandler	at L.A. Raiders	7	0							

COMMUNITY  
FRONT OFFICE  
VETERANS  
DRAFT PICKS & FREE AGENTS  
2022 IN REVIEW  
BIG DAYS  
GENERAL INFORMATION

## REGULAR-SEASON 100-YARD RECEIVING PERFORMANCES

Yards	Date	Player	Opponent	Rec	TD	Yards	Date	Player	Opponent	Rec	TD
108	Sept. 19, 2021	Keenan Allen	vs. Dallas	4	0	104	Dec. 26, 2022	Keenan Allen	at Indianapolis	11	0
	Jan. 3, 2021	Mike Williams	at Kansas City	6	1		Nov. 7, 2021	Keenan Allen	at Philadelphia	12	0
	Nov. 18, 2019	Austin Ekeler	vs. Kansas City*	8	0		Nov. 23, 2014	Keenan Allen	vs. St. Louis Rams	6	1
	* — Played at Estadio Azteca in Mexico City, Mexico.						Dec. 10, 2006	Antonio Gates	vs. Denver	7	2
	Sept. 9, 2018	Keenan Allen	vs. Kansas City	8	1		Sept. 27, 1998	Bryan Still	vs. N.Y. Giants	8	0
	Oct. 7, 2012	Malcom Floyd	at New Orleans	5	0		Oct. 25, 1992	Derrick Walker	vs. Denver	4	1
	Dec. 5, 2011	Malcom Floyd	at Jacksonville	4	1		Nov. 19, 1989	Anthony Miller	at Pittsburgh	7	2
	Oct. 2, 2011	Vincent Jackson	vs. Miami	3	1		Dec. 9, 1979	John Jefferson	at New Orleans	5	1
	Dec. 20, 2009	Vincent Jackson	vs. Cincinnati	5	2	103	Nov. 8, 2020	Keenan Allen	vs. Las Vegas	9	1
	Oct. 2, 2005	Antonio Gates	at New England	6	0		Oct. 12, 2014	Malcom Floyd	at Oakland	5	1
	Sept. 25, 1983	Kellen Winslow	vs. Cleveland (OT)	8	0		Nov. 1, 2009	Vincent Jackson	vs. Oakland	8	1
	Dec. 4, 1977	Larry Dorsey	vs. Cleveland	4	1		Dec. 26, 2004	Eric Parker	at Indianapolis (OT)	7	1
	Oct. 10, 1976	Charlie Joiner	vs. Oakland	5	0		Dec. 12, 1993	Anthony Miller	vs. Green Bay	8	0
	Nov. 9, 1975	Gary Garrison	vs. New England	7	1		Nov. 27, 1983	Kellen Winslow	vs. Denver	6	2
	Oct. 15, 1967	Gary Garrison	vs. Kansas City	4	0		Oct. 31, 1983	Wes Chandler	vs. Washington	4	1
107	Oct. 14, 2013	Keenan Allen	vs. Indianapolis	9	1		Sept. 7, 1980	John Jefferson	at Seattle	6	2
	Oct. 31, 2011	Malcom Floyd	at Kansas City (OT)	5	0		Dec. 2, 1979	John Jefferson	vs. Atlanta	5	0
	Sept. 9, 2007	Antonio Gates	vs. Chicago	9	1		Oct. 11, 1969	Gary Garrison	at Miami	4	2
	Oct. 21, 2001	Jeff Graham	vs. Denver	7	2		Nov. 17, 1968	Jacque MacKinnon	at Buffalo	3	2
	Oct. 1, 2000	Jeff Graham	at St. Louis Rams	7	0		Oct. 29, 1961	Don Norton	vs. Denver	5	1
	Nov. 24, 1985	Kellen Winslow	at Houston Oilers	7	0		Sept. 10, 1960	Ralph Anderson	vs. Dallas Texans	5	1
	Oct. 21, 1984	Kellen Winslow	vs. L.A. Raiders	8	1	102	Jan. 8, 2023	Keenan Allen	at Denver	8	2
	Nov. 28, 1982	Kellen Winslow	vs. Denver	8	3		Sept. 9, 2018	Melvin Gordon III	vs. Kansas City	9	0
	Oct. 19, 1980	John Jefferson	vs. N.Y. Giants	5	1		Sept. 15, 2013	Malcom Floyd	at Philadelphia	5	0
	Oct. 25, 1979	Charlie Joiner	at Oakland	9	0		Dec. 2, 2012	Danario Alexander	vs. Cincinnati	6	0
	Oct. 10, 1965	Don Norton	at Buffalo	6	0		Dec. 21, 2003	Kassim Osgood	at Pittsburgh	4	1
	Nov. 19, 1962	Don Norton	at Boston	4	0		Jan. 2, 2000	Jeff Graham	at Denver	6	0
106	Nov. 20, 2022	Joshua Palmer	vs. Kansas City	8	2		Nov. 27, 1983	Charlie Joiner	vs. Denver	7	0
	Nov. 6, 2022	Joshua Palmer	at Atlanta	8	0		Nov. 8, 1981	Dwight Scales	vs. Cincinnati	3	0
	Dec. 1, 2013	Keenan Allen	vs. Cincinnati	8	0		Oct. 19, 1980	Kellen Winslow	vs. N.Y. Giants	6	0
	Jan. 1, 2012	Antonio Gates	at Oakland	5	1	101	Nov. 21, 2004	Antonio Gates	at Oakland	8	1
	Sept. 4, 1983	Charlie Joiner	vs. N.Y. Jets	5	1		Reggie Jones	vs. Denver	7	0	
	Dec. 6, 1981	Charlie Joiner	vs. Buffalo	7	0		Dec. 11, 1982	Kellen Winslow	at San Francisco	9	0
	Nov. 16, 1981	Kellen Winslow	at Seattle	7	0		Sept. 6, 1968	Gary Garrison	vs. Cincinnati	5	0
	Sept. 27, 1981	Kellen Winslow	at Denver	10	1		Nov. 6, 1966	Lance Alworth	at Kansas City	6	2
	Nov. 18, 1979	John Jefferson	vs. Pittsburgh	5	1		Dec. 6, 1964	Lance Alworth	vs. N.Y. Jets	3	1
	Oct. 17, 1976	Charlie Joiner	vs. Houston Oilers	2	1	100	Sept. 12, 2021	Keenan Allen	at Washington	9	0
	Oct. 23, 1971	Gary Garrison	vs. Buffalo	4	0		Oct. 13, 2019	Hunter Henry	vs. Pittsburgh	8	2
	Oct. 1, 1967	Willie Frazier	at Buffalo	5	1		Sept. 17, 2017	Keenan Allen	vs. Miami	9	0
	Oct. 31, 1965	Don Norton	vs. Boston	5	0		Oct. 9, 2011	Malcom Floyd	at Denver	3	1
105	Dec. 3, 2017	Keenan Allen	vs. Cleveland	10	1		Nov. 9, 1997	Tony Martin	vs. Seattle	5	2
	Sept. 24, 2017	Travis Benjamin	vs. Kansas City	5	0		Oct. 14, 1990	Anthony Miller	at N.Y. Jets	5	1
	Sept. 28, 2014	Eddie Royal	vs. Jacksonville	5	2		Sept. 13, 1987	Lionel James	at Kansas City	6	0
	Nov. 22, 2010	Patrick Crayton	vs. Denver	3	1		Oct. 1, 1972	Clid Edwards	at Oakland	6	0
	Nov. 25, 2007	Antonio Gates	vs. Baltimore Ravens	6	2		Nov. 24, 1968	Gene Foster	vs. N.Y. Jets	8	0
	Oct. 17, 1993	Anthony Miller	vs. Kansas City	6	1		Dec. 17, 1961	Luther Hayes	vs. Boston	3	0
	Nov. 1, 1992	Anthony Miller	vs. Indianapolis	6	0						
	Dec. 10, 1989	Wayne Walker	at Washington	7	1						
	Dec. 14, 1986	Kellen Winslow	vs. Seattle	8	1						
	Nov. 25, 1984	Wes Chandler	at Pittsburgh	4	1						
	Nov. 22, 1982	Kellen Winslow	at L.A. Raiders	8	0						
	Oct. 3, 1976	Charlie Joiner	at Denver	5	0						
	Oct. 17, 1971	Gary Garrison	at Denver	4	1						
	Sept. 9, 1967	Willie Frazier	vs. Boston	5	2						
	Dec. 4, 1960	Don Norton	at Oakland	7	1						
	Nov. 13, 1960	Dave Kocourek	vs. Houston Oilers	7	0						

**REGULAR-SEASON 100-YARD RECEIVING GAMES BY PLAYER (68 PLAYERS, 382 PERFORMANCES):** Lance Alworth (41), Keenan Allen (33), Kellen Winslow (24), Gary Garrison (23), Charlie Joiner (23), Antonio Gates (21), Wes Chandler (20), Anthony Miller (19), John Jefferson (16), Vincent Jackson (14), Tony Martin (13), Mike Williams (12), Malcom Floyd (11), Don Norton (11), Jeff Graham (10), Curtis Conway (9), Dave Kocourek (8), Tyrell Williams (7), Ralph Anderson (3), Travis Benjamin (3), Bobby Duckworth (3), Austin Ekeler (3), Lionel James (3), Jacque MacKinnon (3), Danario Alexander (2), David Boston (2), Patrick Crayton (2), Gene Foster (2), Willie Frazier (2), Dontrelle Inman (2), Joshua Palmer (2), Eric Parker (2), Mark Seay (2), Eric Sievers (2), Bryan Still (2), LaDainian Tomlinson (2), Don Woods (2), Seyi Ajirotutu (1), Stephen Alexander (1), Gary Anderson (1), Vincent Brown (1), Reche Caldwell (1), Harrison Davis (1), Larry Dorsey (1), Clid Edwards (1), Melvin Gordon III (1), Ronnie Harmon (1), Luther Hayes (1), Hunter Henry (1), Pete Holohan (1), Shawn Jefferson (1), Freddie Jones (1), Reggie Jones (1), Jerry LeVias (1), Nate Lewis (1), Keith Lincoln (1), Keenan McCardell (1), Eric Metcalf (1), Legedue Naeane (1), Kassim Osgood (1), Billy Parks (1), Jerry Robinson (1), Eddie Royal (1), Dwight Scales (1), Darren Sproles (1), Derrick Walker (1), Wayne Walker (1), Al Williams (1).

## POSTSEASON 100-YARD RECEIVING PERFORMANCES

Yards	Date	Player	Opponent	Rec	TD	Yards	Date	Player	Opponent	Rec	TD
166	Jan. 2, 1982	Kellen Winslow	at Miami**	13	1	114	Jan. 6, 2008	Vincent Jackson	vs. Tennessee*	5	1
142	Jan. 12, 2014	Keenan Allen	at Denver**	6	2	111	Jan. 17, 2010	Vincent Jackson	vs. N.Y. Jets**	7	0
133	Dec. 31, 1995	Ronnie Harmon	vs. Indianapolis*	10	0	109	Jan. 14, 2023	Gerald Everett	at Jacksonville*	6	1
130	Jan. 11, 1981	Charlie Joiner	vs. Oakland***	6	2	108	Jan. 2, 1982	Charlie Joiner	at Miami**	7	0
124	Jan. 9, 1983	Wes Chandler	at Pittsburgh*	9	0	106	Jan. 2, 1982	Wes Chandler	at Miami**	6	0
123	Jan. 5, 1964	Keith Lincoln	vs. Boston*	7	1	102	Jan. 9, 1983	Kellen Winslow	at Pittsburgh*	7	2
	Dec. 24, 1961	Dave Kocourek	vs. Houston Oilers*	7	0		Jan. 3, 1981	John Jefferson	vs. Buffalo**	7	0
121	Jan. 6, 2008	Chris Chambers	vs. Tennessee*	6	0						

\* — AFL Championship    \*\* — AFC Wild Card    \*\*\* — AFC Divisional

**POSTSEASON 100-YARD RECEIVING GAMES BY PLAYER (11 PLAYERS, 15 PERFORMANCES):** Wes Chandler (2), Vincent Jackson (2), Charlie Joiner (2), Kellen Winslow (2), Keenan Allen (1), Chris Chambers (1), Gerald Everett (1), Ronnie Harmon (1), John Jefferson (1), Dave Kocourek (1), Keith Lincoln (1).

## 100-YARD RECEIVING PERFORMANCES BY SEASON

Season	Player	Reg. Season	Postseason	Season	Player	Reg. Season	Postseason	Season	Player	Reg. Season	Postseason
1960	Ralph Anderson	3	0	1982	Wes Chandler	6	1	2004	Antonio Gates	2	0
	Dave Kocourek	2	0		Kellen Winslow	5	1		Eric Parker	2	0
	Don Norton	2	0		Charlie Joiner	2	0		Reche Caldwell	1	0
1961	Don Norton	4	0	1983	Kellen Winslow	4	0	2005	Antonio Gates	4	0
	Dave Kocourek	3	1		Wes Chandler	2	0		Keenan McCardell	1	0
	Luther Hayes	1	0		Charlie Joiner	2	0	2006	Malcom Floyd	1	0
1962	Dave Kocourek	2	0		Bobby Duckworth	1	0		Antonio Gates	1	0
	Don Norton	1	0		Eric Sievers	1	0	2007	Antonio Gates	4	0
	Jerry Robinson	1	0	1984	Kellen Winslow	4	0		Chris Chambers	1	0
1963	Lance Alworth	4	0		Bobby Duckworth	2	0		Vincent Jackson	1	0
	Jacque MacKinnon	1	0		Wes Chandler	1	0	2008	Vincent Jackson	3	0
	Don Norton	1	0		Pete Holohan	1	0	2009	Vincent Jackson	6	1
	Keith Lincoln	0	1		Charlie Joiner	1	0		Antonio Gates	3	0
1964	Lance Alworth	6	0		Eric Sievers	1	0		Malcom Floyd	1	0
	Dave Kocourek	1	0	1985	Wes Chandler	4	0		Darren Sproles	1	0
	Don Norton	1	0		Lionel James	2	0	2010	Antonio Gates	3	0
1965	Lance Alworth	9	0		Charlie Joiner	2	0		Patrick Crayton	2	0
	Don Norton	2	0		Kellen Winslow	1	0		Seji Ajirotutu	1	0
1966	Lance Alworth	8	0	1986	Wes Chandler	2	0		Malcom Floyd	1	0
	Gene Foster	1	0		Gary Anderson	1	0		Vincent Jackson	1	0
	Keith Lincoln	1	0		Kellen Winslow	1	0		Legedu Naanee	1	0
1967	Lance Alworth	4	0	1987	Wes Chandler	2	0	2011	Malcom Floyd	4	0
	Gary Garrison	3	0		Lionel James	1	0		Vincent Jackson	4	0
	Willie Frazier	2	0		Al Williams	1	0		Antonio Gates	1	0
1968	Lance Alworth	6	0	1989	Anthony Miller	5	0	2012	Danario Alexander	2	0
	Gary Garrison	4	0		Wayne Walker	1	0		Malcom Floyd	2	0
	Jacque MacKinnon	2	0	1990	Anthony Miller	2	0	2013	Keenan Allen	5	1
	Gene Foster	1	0		Ronnie Harmon	1	0		Antonio Gates	2	0
1969	Lance Alworth	3	0	1991	Anthony Miller	2	0		Vincent Brown	1	0
	Gary Garrison	3	0	1992	Anthony Miller	4	0		Malcom Floyd	1	0
1970	Gary Garrison	4	0		Derrick Walker	1	0	2014	Keenan Allen	3	0
	Lance Alworth	1	0	1993	Anthony Miller	6	0		Malcom Floyd	1	0
1971	Gary Garrison	3	0		Nate Lewis	1	0		Eddie Royal	1	0
	Billy Parks	1	0	1994	Tony Marton	3	0	2015	Keenan Allen	3	0
1972	Gary Garrison	2	0		Mark Seay	1	0	2016	Tyrell Williams	3	0
	Cid Edwards	1	0	1995	Tony Martin	4	0		Travis Benjamin	2	0
1973	Gary Garrison	1	0		Shawn Jefferson	1	0		Dontrelle Inman	2	0
	Jerry LeVias	1	0		Mark Seay	1	0	2017	Keenan Allen	7	0
1974	Gary Garrison	2	0		Ronnie Harmon	0	1		Tyrell Williams	2	0
	Harrison Davis	1	0	1996	Tony Martin	4	0		Travis Benjamin	1	0
	Don Woods	1	0	1997	Tony Martin	2	0	2018	Keenan Allen	3	0
1975	Gary Garrison	1	0		Eric Metcalf	1	0		Tyrell Williams	2	0
1976	Charlie Joiner	4	0	1998	Bryan Still	2	0		Melvin Gordon III	1	0
1977	Larry Dorsey	1	0	1999	Jeff Graham	4	0	2019	Austin Ekeler	3	0
	Don Woods	1	0	2000	Jeff Graham	4	0		Keenan Allen	2	0
1978	John Jefferson	3	0		Curtis Conway	2	0		Mike Williams	2	0
	Charlie Joiner	1	0		Freddie Jones	1	0		Hunter Henry	1	0
1979	John Jefferson	6	0		Reggie Jones	1	0	2020	Keenan Allen	4	0
	Charlie Joiner	4	0	2001	Curtis Conway	4	0		Mike Williams	2	0
1980	John Jefferson	7	1		Jeff Graham	2	0	2021	Keenan Allen	4	0
	Kellen Winslow	5	0	2002	Curtis Conway	3	0		Mike Williams	4	0
	Charlie Joiner	3	1		Stephen Alexander	1	0	2022	Mike Williams	4	0
1981	Charlie Joiner	4	1	2003	David Boston	2	0		Keenan Allen	2	0
	Kellen Winslow	4	1		LaDainian Tomlinson	2	0		Joshua Palmer	2	0
	Wes Chandler	3	1		Antonio Gates	1	0		Gerald Everett	0	1
	Dwight Scales	1	0		Kassim Osgood	1	0				

COMMUNITY

FRONT OFFICE

VETERANS

DRAFT PICKS  
& FREE AGENTS

2022 IN  
REVIEW

BIG DAYS

GENERAL  
INFORMATION



## REGULAR-SEASON 200-YARD ALL-PURPOSE PERFORMANCES

Yards	Date	Player	Opponent	Scrim.	Rt.	Yards	Date	Player	Opponent	Scrim.	Rt.
345	Nov. 10, 1985	Lionel James	vs. L.A. Raiders	219	126	220	Sept. 25, 2005	LaDainian Tomlinson	vs. N.Y. Giants	220	0
317	Sept. 14, 2008	Darren Sproles	at Denver	125	192	217	Dec. 18, 1988	Gary Anderson	vs. Kansas City	217	0
316	Sept. 22, 1985	Lionel James	at Cincinnati	245	71		Oct. 16, 1983	James Brooks	at New England	132	85
290	Sept. 15, 1985	Lionel James	vs. Seattle	137	153		Oct. 27, 1963	Keith Lincoln	vs. Oakland	141	76
282	Nov. 22, 1981	James Brooks	at Oakland	135	147	215	Jan. 1, 2012	Richard Goodman	at Oakland	0	215
	Nov. 24, 1985	Leslie "Speedy" Duncan	vs. N.Y. Jets	0	282	214	Oct. 14, 2007	LaDainian Tomlinson	vs. Oakland	214	0
278	Sept. 20, 2009	Darren Sproles	vs. Baltimore Ravens	150	128		Oct. 14, 2001	Ronney Jenkins	at New England	0	214
272	Oct. 26, 2008	Darren Sproles	at New Orleans*	51	221	213	Dec. 8, 2019	Austin Ekeler	at Jacksonville	213	0
		* — Played at Wembley Stadium in London, England.									
271	Dec. 1, 2002	LaDainian Tomlinson	vs. Denver	271	0		Oct. 10, 2010	Malcom Floyd	at Oakland	213	0
265	Nov. 27, 1960	Paul Lowe	vs. Oakland	245	20		Nov. 27, 2005	LaDainian Tomlinson	at Washington	213	0
264	Oct. 6, 1963	Keith Lincoln	at Denver	135	129		Nov. 16, 1986	Gary Anderson	vs. Dallas Cowboys	92	121
261	Nov. 6, 2016	Melvin Gordon	vs. Tennessee	261	0	211	Oct. 29, 1967	Lance Alworth	at Oakland	213	0
260	Dec. 28, 2003	LaDainian Tomlinson	vs. Oakland	260	0	211	Sept. 28, 2003	LaDainian Tomlinson	at Oakland	211	0
	Dec. 20, 1982	Wes Chandler	vs. Cincinnati	260	0		Nov. 3, 1968	Dickie Post	vs. Miami	200	11
250	Nov. 18, 2001	Ronney Jenkins	at Oakland	0	250	210	Sept. 11, 1965	Lance Alworth	vs. Denver	211	0
	Nov. 16, 1981	James Brooks	at Seattle	118	132		Nov. 10, 1963	Lance Alworth	at Boston	210	0
248	Oct. 20, 1963	Lance Alworth	at Kansas City	232	16	209	Sept. 16, 1962	Keith Lincoln	vs. Titans of N.Y.	48	162
246	Sept. 14, 2009	Darren Sproles	at Oakland	66	180		Sept. 19, 2004	Tim Dwight	vs. N.Y. Jets	0	209
245	Nov. 2, 1986	Gary Anderson	vs. Kansas City	102	143	208	Dec. 13, 1981	James Brooks	at Tampa Bay	81	128
244	Dec. 28, 2008	Darren Sproles	vs. Denver	132	112		Sept. 17, 1995	Andre Coleman	at Philadelphia	0	208
243	Sept. 15, 1985	Wes Chandler	vs. Seattle	243	0		Oct. 18, 1994	Tony Martin	at Seattle	152	56
242	Dec. 22, 1985	Lionel James	at Kansas City	85	157	207	Oct. 1, 1967	Dickie Post	at Buffalo	141	67
	Dec. 22, 1963	Paul Lowe	vs. Denver	195	47		Nov. 24, 2013	Danny Woodhead	at Kansas City	70	137
241	Sept. 30, 1962	Keith Lincoln	at Oakland	195	46		Nov. 9, 2003	LaDainian Tomlinson	vs. Minnesota	207	0
240	Oct. 29, 2006	LaDainian Tomlinson	vs. St. Louis Rams	240	0	206	Nov. 26, 1964	Lance Alworth	vs. Buffalo	185	22
239	Oct. 19, 1986	Gary Anderson	at Kansas City	128	111		Dec. 22, 2002	Tim Dwight	at Kansas City	63	143
237	Sept. 29, 2002	LaDainian Tomlinson	vs. New England	237	0	205	Nov. 15, 2009	Darren Sproles	vs. Philadelphia	45	160
236	Dec. 7, 2003	LaDainian Tomlinson	at Detroit	236	0	204	Dec. 17, 2006	LaDainian Tomlinson	vs. Kansas City	204	0
235	Nov. 28, 1999	Kenny Bynum	at Minnesota	116	119	203	Dec. 26, 1982	James Brooks	vs. Baltimore Colts	33	171
230	Oct. 19, 2009	Darren Sproles	vs. Denver	4	226		Sept. 30, 2007	Darren Sproles	vs. Kansas City	14	189
228	Oct. 27, 1996	Andre Coleman	at Seattle	22	206		Nov. 25, 1984	Lionel James	at Pittsburgh	28	175
225	Oct. 24, 2010	Darren Sproles	vs. New England	77	148	202	Nov. 1, 1964	Lance Alworth	vs. Oakland	203	0
222	Sept. 10, 2000	Ronney Jenkins	vs. New Orleans	1	221		Nov. 5, 1989	Anthony Miller	vs. Philadelphia	129	73
221	Dec. 21, 2008	Darren Sproles	at Tampa Bay	49	172						
	Oct. 19, 2003	LaDainian Tomlinson	at Cleveland	221	0						
	Dec. 11, 1983	James Brooks	vs. Kansas City	90	131						

**REGULAR-SEASON 200 ALL-PURPOSE-YARD GAMES BY PLAYER (22 PLAYERS, 69 PERFORMANCES):** LaDainian Tomlinson (12), Darren Sproles (10), Lance Alworth (6), James Brooks (6), Lionel James (5), Gary Anderson (4), Keith Lincoln (4), Ronney Jenkins (3), Wes Chandler (2), Andre Coleman (2), Tim Dwight (2), Paul Lowe (2), Dickie Post (2), Kenny Bynum (1), Leslie "Speedy" Duncan (1), Austin Ekeler (1), Malcom Floyd (1), Richard Goodman (1), Melvin Gordon (1), Tony Martin (1), Anthony Miller (1), Danny Woodhead (1).

## POSTSEASON 200-YARD ALL-PURPOSE PERFORMANCES

Yards	Date	Player	Opponent	Scrim.	Rt.	Yards	Date	Player	Opponent	Scrim.	Rt.
329	Jan. 5, 1964	Keith Lincoln	vs. Boston †	329	0	271	Jan. 1, 1961	Paul Lowe	at Houston Oilers†	170	101
328	Jan. 3, 2009	Darren Sproles	vs. Indianapolis*	150	178	244	Jan. 29, 1995	Andre Coleman	vs. San Francisco††	0	244
274	Jan. 11, 2009	Darren Sproles	at Pittsburgh**	106	168						

† — AFL Championship

\* — AFC Wild Card

\*\* — AFC Divisional

\*\*\* — AFC Championship

†† — Super Bowl XXIX at Joe Robbie Stadium in Miami, Fla.

**POSTSEASON 200 ALL-PURPOSE-YARD GAMES BY PLAYER (4 PLAYERS, 5 PERFORMANCES):** Darren Sproles (2), Andre Coleman (1), Keith Lincoln (1), Paul Lowe (1).

## 200-YARD ALL-PURPOSE PERFORMANCES BY SEASON

Season	Player	Reg. Season	Postseason	Season	Player	Reg. Season	Postseason	Season	Player	Reg. Season	Postseason
1960	Paul Lowe	1	1	1984	Lionel James	1	0	2003	LaDainian Tomlinson	5	0
1962	Keith Lincoln	2	0	1985	Lionel James	4	0	2004	Tim Dwight	1	0
1963	Lance Alworth	2	0		Wes Chandler	1	0	2005	LaDainian Tomlinson	2	0
	Keith Lincoln	2	1	1986	Gary Anderson	3	0	2006	LaDainian Tomlinson	2	0
	Paul Lowe	1	0	1988	Gary Anderson	1	0	2007	Darren Sproles	1	0
1964	Lance Alworth	2	0	1989	Anthony Miller	1	0		LaDainian Tomlinson	1	0
1965	Lance Alworth	1	0	1994	Tony Martin	1	0	2008	Darren Sproles	4	2
1967	Lance Alworth	1	0		Andre Coleman	0	1	2009	Darren Sproles	4	0
	Dickie Post	1	0	1995	Andre Coleman	1	0	2010	Malcom Floyd	1	0
	Leslie "Speedy" Duncan	1	0	1996	Andre Coleman	1	0		Darren Sproles	1	0
	Dickie Post	1	0	1999	Kenny Bynum	1	0	2011	Richard Goodman	1	0
1981	James Brooks	3	0	2000	Ronney Jenkins	1	0	2013	Danny Woodhead	1	0
1982	James Brooks	1	0	2001	Ronney Jenkins	2	0	2016	Melvin Gordon	1	0
	Wes Chandler	1	0	2002	LaDainian Tomlinson	2	0	2019	Austin Ekeler	1	0
1983	James Brooks	2	0		Tim Dwight	1	0				

# 10 LONGEST REGULAR-SEASON PLAYS

## RUNS FROM SCRIMMAGE

### CHARGERS

- 871 Melvin Gordon, Oct. 29, 2017 at New England  
Paul Lowe, Sept. 10, 1961 at Dallas Texans  
86t Keith Lincoln, Sept. 30, 1962 at Oakland  
85t LaDainian Tomlinson, Dec. 17, 2006 vs. K.C.  
83t Michael Turner, Dec. 18, 2005 at Indianapolis  
80t Brad Hubbert, Dec. 20, 1963 at N.Y. Jets  
76t Keith Lincoln, Oct. 24, 1967 vs. Kansas City  
76 LaDainian Tomlinson, Dec. 1, 2002 vs. Den.  
75 Justin Jackson, Oct. 31, 2021 vs. New England  
74t Michael Turner, Oct. 7, 2007 at Denver

### OPPONENT

- 90t Colin Kaepernick, Dec. 20, 2014 at S.F.  
89t Kenny King, Oct. 12, 1980 at Oakland  
84t Bill Williams, Dec. 29, 2019 at K.C.  
81t Dami Sims, Sept. 30, 1984 vs. Detroit  
77 Napoleon Kaufman, Sept. 22, 1996 at Oak.  
75t Dameron Pierce, Oct. 2, 2022 at Houston  
74t Kenneth Walker III, Oct. 23, 2022 vs. Seattle  
Jack Spikes, Sept. 10, 1961 at Dallas Texans  
Corey Dillon, Nov. 2, 1997 at Cincinnati  
71t Kareem Hunt, Sept. 24, 2017 vs. K.C.  
69t Herman Heard, Oct. 14, 1984 at K.C.

## PASS COMPLETIONS

### CHARGERS

- 99t S.Humphries to T.Martin, Sept. 18, 1994 at Sea.  
91t J.Kemp to K.Lincoln, Nov. 12, 1961 at Denver  
88t E.Luther to B.Duckworth, Dec. 3, 1984 vs. Chi.  
85t J.Had to L.Alworh, Oct. 17, 1965 at Boston  
T.Rote to L.Alworh, Oct. 6, 1963 at Denver  
84t P.Rivers to A.Ekler, Dec. 8, 2019 at Jax.  
J.Had to G.Garrison, Oct. 5, 1968 at N.Y. Jets  
83t R.Lee to J.Graham, Nov. 19, 2000 at Denver  
82t T.Rote to L.Alworh, Dec. 6, 1964 vs. N.Y. Jets  
81t P.Rivers to D.Spires, Sept. 20, 2009 vs. Bal.  
D.Fouts to C.Joiner, Oct. 17, 1976 vs. Hou. Oilers

### OPPONENT

- 99t T.Green to M.Boerigter, Dec. 22, 2002 at K.C.  
98t J.Lee to W.Dewveall, Nov. 25, 1962 at Hou. Oilers  
96t J.Montana to R.Rice, Nov. 27, 1988 vs. S.F.  
93t C.Morton to S.Watson, Sept. 27, 1981 at Denver  
S.DeBerg to J.Birden, Nov. 18, 1990 at K.C.  
C.Davidson to D.Dorsey, Dec. 2, 1962 vs. Oak.  
89t N.O'Donnell to D.Stone, Sept. 1, 1991 at Pitt.  
87t D.Carr to A.Cooper, Dec. 31, 2017 vs. Oak.  
J.Namath to D.Maynard, Nov. 24, 1968 vs. NYJ  
F.Tripucka to A.Frazier, Nov. 12, 1961 at Den.

## FIELD GOALS

### CHARGERS

- 59 Michael Badgley, Dec. 9, 2018 vs. Cincinnati  
57 Nate Kaeding, Dec. 21, 2008 at Tampa Bay  
55 Nate Kaeding, Nov. 29, 2009 vs. Kansas City  
54 Josh Lambo, Oct. 12, 2015 vs. Pittsburgh  
Nate Kaeding, Oct. 1, 2006 at Baltimore  
John Carney, Sept. 17, 2000 at Kansas City  
John Carney, Sept. 6, 1998 vs. Buffalo  
John Carney, Nov. 10, 1991 vs. Seattle  
53 Michael Badgley, Oct. 4, 2020 at Tampa Bay  
Nick Novak, Nov. 27, 2011 vs. Denver  
Nate Kaeding, Oct. 17, 2004 at Atlanta  
Steve Christie, Dec. 15, 2002 at Buffalo  
John Carney, Sept. 1, 1996 vs. Seattle  
John Carney, Nov. 24, 1991 at N.Y. Jets  
Chris Bahr, Dec. 24, 1989 vs. Denver  
Rolf Benirschke, Sept. 21, 1980 at Denver

### OPPONENT

- 61 Brandon McManus, Jan. 2, 2022 vs. Denver  
Harrison Butker, Sept. 20, 2020 at K.C. (OT)  
Harrison Butker, Sept. 20, 2020 vs. K.C. (OT)  
Dan Miller, Dec. 26, 1982 vs. Baltimore Colts  
Greg Zuerlein, Sept. 19, 2021 vs. Dallas  
Justin Tucker, Dec. 22, 2018 vs. Baltimore  
Sebastian Janikowski, Oct. 9, 2016 at Oak.  
Jason Sanders, Dec. 11, 2022 vs. Miami  
55 Daniel Carlson, Dec. 4, 2022 at Las Vegas  
Daniel Carlson, Sept. 11, 2022 vs. Las Vegas  
Jason Elam, Nov. 7, 1999 vs. Denver  
Gary Anderson, Nov. 25, 1984 at Pittsburgh  
George Blanda, Dec. 3, 1961 vs. Houston Oilers

## PUNTS

### CHARGERS

- 82 Paul Maguire, Nov. 19, 1961 vs. Dallas Texans  
73 Dennis Partee, Oct. 17, 1961 at Denver  
72 Mike Scifres, Sept. 21, 2014 at Buffalo  
71 Mike Scifres, Nov. 10, 2011 vs. Oakland  
Mike Scifres, Oct. 1, 2006 at Baltimore  
Mike Scifres, Dec. 4, 2005 vs. Oakland  
Maury Buford, Sept. 12, 1982 at Denver  
John Hadl, Nov. 8, 1964 at Denver  
70 Mike Scifres, Nov. 25, 2007 vs. Baltimore  
69 Ty Long, Oct. 17, 2021 at Baltimore  
Drew Kaser, Oct. 22, 2017 vs. Denver  
Drew Kaser, Dec. 18, 2016 vs. Oakland

### OPPONENT

- 81 Dustin Colquitt, Dec. 2, 2007 at Kansas City  
79 Drew Butler, Dec. 9, 2012 at Pittsburgh  
77 Greg Montgomery, Sept. 19, 1993 vs. Hou. Oilers  
75 Kevin Huber, Dec. 1, 2013 vs. Cincinnati  
74 Tommy Townsend, Sept. 15, 2022 at Kansas City  
Bob Grupp, Nov. 4, 1979 at Kansas City  
73 Shane Lechler, Sept. 28, 2003 vs. Oakland  
72 Ryan Plackemeier, Dec. 24, 2006 at Seattle  
Chris Gardocki, Oct. 26, 1997 vs. Indianapolis  
Bob Scarpitto, Oct. 22, 1967 at Denver  
Jerrel Wilson, Sept. 29, 1963 vs. Kansas City

## INTERCEPTION RETURNS

### CHARGERS

- 103t Vencie Glenn, Nov. 29, 1987 vs. Denver  
102t Donald Frank, Oct. 31, 1993 at L.A. Raiders  
100t Leslie "Speedy" Duncan, Oct. 15, 1967 vs. K.C.  
99t Shaun Gayle, Dec. 23, 1995 at N.Y. Giants  
Stanley Richard, Sept. 4, 1994 at Denver  
Jim Byrd, Oct. 4, 1984 at Kansas City  
90t Desmond King, Nov. 23, 2017 at Dallas  
Jahleel Addae, Jan. 1, 2017 vs. Kansas City  
86 Trevor Williams, Sept. 30, 2018 vs. S.F.  
83t Willie Clark, Sept. 22, 1996 at Oakland

### OPPONENT

- 102t Louis Breedren, Nov. 8, 1981 vs. Cincinnati  
Jaylen Watson, Sept. 15, 2022 at Kansas City  
Janoris Jenkins, Nov. 23, 2014 vs. St. Louis  
Kevin Ross, Sept. 6, 1992 vs. Kansas City  
96t Ray Griffin, Nov. 11, 1979 at Cincinnati  
Bashaud Breeland, Dec. 10, 2017 vs. Was.  
Chad Greenway, Sept. 27, 2015 at Minnesota  
Fred Williamson, Sept. 30, 1962 at Oakland  
90t Leroy Butler, Sept. 15, 1996 at Green Bay  
Deion Sanders, Dec. 11, 1994 vs. S.F.  
87t Mark McMillan, Dec. 14, 1997 vs. K.C.

## KICKOFF RETURNS

### CHARGERS

- 105t Richard Goodman, Jan. 1, 2012 at Oakland  
103t Darren Sproles, Sept. 14, 2008 at Denver  
Keith Lincoln, Sept. 16, 1962 vs. Titans of N.Y.  
101t Andre Roberts, Jan. 2, 2022 vs. Oakland  
99t Michael Spurlock, Dec. 30, 2012 vs. Oakland  
98t Gary Anderson, Nov. 17, 1985 at Denver  
95t Nate Lewis, Nov. 17, 1991 vs. New Orleans  
94t Jamie Holland, Dec. 18, 1988 vs. Kansas City  
93t Ronnie Jenkins, Nov. 18, 2001 at Oakland  
Ronney Jenkins, Sept. 10, 2000 vs. N.O.  
Anthony Miller, Nov. 20, 1988 at L.A. Rams

### OPPONENT

- 104t Mecole Hardman, Dec. 29, 2019 at K.C.  
Ira Mathews, Oct. 25, 1979 at Oakland  
103t Percy Harvin, Sept. 11, 2011 vs. Minnesota  
101t Leon Washington, Sept. 26, 2010 at Seattle  
Brian Mitchell, Dec. 6, 1998 at Washington  
Leon Washington, Sept. 26, 2010 at Seattle  
Byron Hanspard, Dec. 7, 1997 vs. Atlanta  
98t Will Blackwell, Dec. 24, 2000 vs. Pittsburgh  
97t Cassius Vaughn, Jan. 2, 2011 at Denver  
Tim Brown, Sept. 4, 1988 at L.A. Raiders

## PUNT RETURNS

### CHARGERS

- 95t Leslie "Speedy" Duncan, Nov. 24, 1968 vs. NYJ  
90t Darrien Gordon, Sept. 25, 1994 at L.A. Raiders  
88t Andre Coleman, Sept. 17, 1995 at Philadelphia  
Mike Fuller, Oct. 9, 1977 at New Orleans  
85t Eric Metcalf, Nov. 2, 1997 at Cincinnati  
84t Tim Dwight, Sept. 9, 2001 vs. Washington  
Ron Smith, Nov. 18, 1973 vs. New Orleans  
83t Eric Metcalf, Nov. 30, 1997 vs. Denver  
82t Paul Lowe, Oct. 7, 1961 at Boston  
81t Darrien Gordon, Sept. 29, 1996 vs. K.C.  
Lionel James, Sept. 20, 1987 vs. St. Louis  
Leslie "Speedy" Duncan, Sept. 4, 1966 vs. Buf.

### OPPONENT

- 95t Tyreek Hill, Jan. 1, 2017 vs. Kansas City  
94t Dexter McCluster, Sept. 13, 2010 at K.C.  
92t Rick Upchurch, Oct. 3, 1976 at Denver  
91t Tyreek Hill, Sept. 9, 2018 vs. Kansas City  
86t Tamarick Vanover, Oct. 9, 1995 at Kansas City  
82t George Atkinson, Oct. 13, 1968 at Oakland  
81t Ray Buchanan, Nov. 3, 1996 at Indianapolis  
80t Dennis Northcutt, Nov. 5, 2006 vs. Cleveland  
80t Phillip Buchanon, Dec. 28, 2003 vs. Oakland  
79t Lemar Parrish, Dec. 6, 1970 vs. Cincinnati

## FUMBLE RETURNS

### CHARGERS

- 86t Eric Weddle, Nov. 30, 2008 vs. Atlanta  
82t Donnie Edwards, Nov. 10, 2002 at St. Louis  
81t Vencie Glenn, Oct. 22, 1989 vs. N.Y. Giants  
79t Marlon McCree, Oct. 29, 2006 vs. St. Louis  
78t Paul Bradford, Nov. 23, 1997 at San Francisco  
75t Keith Browner (25 yds.), lateral to Sam Seale(50 yds.), Nov. 20, 1988 at L.A. Rams  
61t Tevaughn Campbell, Dec. 5, 2021 at Cincinnati  
Carairun Reid, Sept. 25, 2016 at Indianapolis  
58t Rick Redman, Oct. 2, 1966 vs. Miami  
53t Darrell Stuckey, Dec. 7, 2014 vs. New England  
53t Henry Rolling, Oct. 6, 1991 at L.A. Raiders

### OPPONENT

- 68 A.J. Duhe, Oct. 15, 1978 vs. Miami  
65t Tony Carter, Oct. 15, 2012 vs. Denver  
64t Tyvon Branch, Oct. 10, 2010 at Oakland  
63t Joey Browner, Sept. 2, 1984 at Minnesota  
63t Rob Ninkovich, Oct. 24, 2010 vs. N.E.  
62t Carlton Gray, Oct. 27, 1996 at Seattle  
59t George Atkinson, Nov. 25, 1973 at Oakland  
57t Tyreek Hill, Dec. 11, 2022 vs. Miami  
56t Ifeadi Odenigbo, Dec. 15, 2019 vs. Minnesota  
55t Robert Lyles, Dec. 6, 1987 at Houston

## BLOCKED PUNT RETURNS

### CHARGERS

- 35t Bob Zeman, Oct. 7, 1961 at Boston  
21t Derrick Nelson, Nov. 13, 1983 vs. Dallas  
19 Pete Lazetich, Sept. 24, 1972 vs. Denver  
5 Gene Selawski, Oct. 22, 1961 at Oakland  
4 Wayne Davis, Nov. 17, 1985 at Denver  
3 Steve Heiden, Dec. 17, 2000 at Carolina  
0t Jacob Hester, Oct. 25, 2009 at Kansas City  
0t Darryl Lewis, Sept. 26, 2009 vs. Indianapolis  
0s Carlos Polk, Sept. 22, 2002 at Arizona  
0 Corey Lynch, Sept. 10, 2012 at Oakland

### OPPONENT

- 37t Frank Warren, Nov. 17, 1991 vs. New Orleans  
29t Adam Hayward, Nov. 11, 2012 at Tampa Bay  
16 Randy McCleanhan, Sept. 18, 1977 at Oak.  
15 Walt Landers, Sept. 24, 1978 vs. Green Bay  
14 Glen Cadrez, Oct. 13, 2002 vs. Kansas City  
9 Tyrone Braxton, Oct. 2, 1988 vs. Denver  
5t Hiram Eugene, Oct. 10, 2010 at Oakland  
2t Jerry Robinson, Nov. 20, 1986 vs. L.A. Raiders  
0s Nick Schommer, Oct. 31, 2010 vs. Tennessee  
0s Rick Cartwright, Oct. 10, 2010 at Oakland

## BLOCKED FIELD GOAL RETURNS

### CHARGERS

- 72t Leslie "Speedy" Duncan, Nov. 23, 1967 vs. Den.  
35 Tom Day, Oct. 15, 1967 vs. Kansas City  
28 Jim Tolbert, Nov. 15, 1971 vs. St. Louis  
27 Kenny Graham, Nov. 15, 1964 at Kansas City  
25 Jeff Stagg, Oct. 25, 1970 vs. Houston Oilers

### OPPONENT

- 66 Tommy Casanova, Sept. 22, 1974 at Cin.  
65t Matt Ware, Oct. 23, 2005 at Philadelphia  
60t Louis Wright, Nov. 17, 1985 at Denver  
54t Doug Evans, Dec. 17, 2000 at Carolina  
44t Devin McCourty, Dec. 6, 2020 vs. N.E.  
42t Ray McElroy, Oct. 26, 1997 vs. Indianapolis  
28 John Bartlett, Nov. 27, 1966 vs. Denver  
17 Charlie West, Dec. 5, 1971 vs. Minnesota  
Mike Statton, Oct. 1, 1967 vs. Buffalo  
16 Daniel Thomas, Oct. 25, 2020 vs. Jax.  
Fletcher Smith, Oct. 15, 1967 vs. Kansas City

## MISSED FIELD GOAL RETURNS

### CHARGERS

- 109t Antonio Cromartie, Nov. 4, 2007 at Min.

COMMUNITY

FRONT OFFICE

VETERANS

DRAFT PICKS & FREE AGENTS

2022 IN REVIEW

LONGEST PLAYS

GENERAL INFORMATION

# FIVE LONGEST POSTSEASON PLAYS

## RUNS FROM SCRIMMAGE

### CHARGERS

- 58t Ronnie Brown, AFC Wild Card, Jan. 5, 2014 at Cincinnati
- 26 Darren Sproles, AFC Championship, Jan. 20, 2008 at New England
- 24 Natrone Means, AFC Divisional, Jan. 8, 1995 vs. Miami
- 22t Darren Sproles, AFC Wild Card, Jan. 3, 2009 vs. Indianapolis
- 22 Darren Sproles, AFC Divisional, Jan. 17, 2010 vs. New York Jets
- 20 Terrell Fletcher, AFC Wild Card, Dec. 31, 1995 vs. Indianapolis
- Natrone Means, AFC Divisional, Jan. 9, 1995 vs. Miami
- 19 Michael Turner, AFC Divisional, Jan. 13, 2008 at Indianapolis

### OPPONENT

- 66t Zack Crockett, AFC Wild Card, Dec. 31, 1995 vs. Indianapolis
- 53t Shonn Greene, AFC Divisional, Jan. 9, 1995 vs. Miami
- 40 Sony Michel, AFC Divisional, Jan. 13, 2019 at New England
- 33t Zack Crockett, AFC Wild Card, Dec. 31, 1995 vs. Indianapolis
- 27 Willie Parker, AFC Divisional, Jan. 11, 2009 at Pittsburgh

## PASS COMPLETIONS

### CHARGERS

- 62t Philip Rivers to Darren Sproles, AFC Divisional, Jan. 11, 2009 at Pittsburgh
- 58 Philip Rivers to LaDainian Tomlinson, AFC Divisional, Jan. 14, 2007 vs. N.E.
- 56t Philip Rivers to Darren Sproles, AFC Divisional, Jan. 13, 2008 at Ind.
- 49 Philip Rivers to Keenan Allen, AFC Divisional, Jan. 12, 2014 at Denver
- 44 Drew Brees to Antonio Gates, AFC Wild Card, Jan. 8, 2005 vs. N.Y. Jets

### OPPONENT

- 72t Peyton Manning to Reggie Wayne, AFC Wild Card, Jan. 3, 2009 vs. Ind.
- 55t Peyton Manning to Anthony Gonzalez, AFC Divisional, Jan. 13, 2008 at Ind.
- 51t Steve Young to Ricky Watters, Super Bowl XXIX at Joe Robbie Stadium, Jan. 29, 1995 vs. San Francisco
- 49 Andy Dalton to Marvin Jones, AFC Wild Card, Jan. 5, 2014 at Cin.
- Tom Brady to Reche Caldwell, AFC Divisional, Jan. 14, 2007 vs. N.E.

## FIELD GOALS

### CHARGERS

- 54 John Carney, AFC Wild Card, Dec. 31, 1995 vs. Indianapolis
- 53 Michael Badgley, AFC Wild Card, Jan. 6, 2019 at Baltimore
- 50 Cameron Dicker, AFC Wild Card, Jan. 14, 2023 at Jacksonville
- 47 Michael Badgley, AFC Wild Card, Jan. 6, 2019 at Baltimore
- 42 Nate Kaeding, AFC Divisional, Jan. 11, 2009 at Pittsburgh

### OPPONENT

- 50 Stephen Gotskowski, AFC Divisional, Jan. 14, 2007 vs. New England
- 46 Mike Nugent, AFC Wild Card, Jan. 5, 2014 at Cincinnati
- Jay Feely, AFC Divisional, Jan. 17, 2010 vs. New York Jets
- Adam Vinatieri, AFC Divisional, Jan. 13, 2008 at Indianapolis
- 45 Matt Prater, AFC Divisional, Jan. 12, 2014 at Denver

## PUNTS

### CHARGERS

- 67 Mike Scifres, AFC Wild Card, Jan. 3, 2009 vs. Indianapolis
- 66 Mike Scifres, AFC Divisional, Jan. 13, 2008 at Indianapolis
- 65 Darren Bennett, AFC Wild Card, Dec. 31, 1995 vs. Indianapolis
- 64 John Hadl, AFC Championship, Dec. 26, 1964 at Buffalo
- 62 Mike Scifres, AFC Divisional, Jan. 12, 2014 at Denver

### OPPONENT

- 71 Ray Guy, AFC Championship, Jan. 11, 1981 vs. Oakland
- 68 Tom Yewcic, AFC Championship, Jan. 5, 1964 vs. Boston Patriots
- 64 Paul Maguire, AFC Championship, Dec. 26, 1964 at Buffalo
- 63 Hunter Smith, AFC Wild Card, Jan. 3, 2009 vs. Indianapolis
- 60 Ray Guy, AFC Championship, Jan. 11, 1981 vs. Oakland

## INTERCEPTION RETURNS

### CHARGERS

- 40 Darren Carrington, AFC Wild Card, Jan. 2, 1993 vs. Kansas City
- 30 Shareece Wright, AFC Wild Card, Jan. 5, 2014 at Cincinnati
- Antonio Cromartie, AFC Divisional, Jan. 13, 2008 at Indianapolis
- 24 Quentin Jammer, AFC Divisional, Jan. 17, 2010 vs. New York Jets
- 17 Drayton Florence, AFC Divisional, Jan. 14, 2007 vs. New England

### OPPONENT

- 36 Antoine Bethea, AFC Wild Card, Jan. 3, 2009 vs. Indianapolis
- Jason Belsler, AFC Wild Card, Dec. 31, 1995 vs. Indianapolis
- 32 Jason Belsler, AFC Wild Card, Dec. 31, 1995 vs. Indianapolis
- 22 Reggie Tongue, AFC Wild Card, Jan. 8, 2005 vs. New York Jets
- 15 Deion Sanders, Super Bowl XXIX at Joe Robbie Stadium, Jan. 29, 1995 vs. S.F.

## KICKOFF RETURNS

### CHARGERS

- 98t Andre Coleman, Super Bowl XXIX at Joe Robbie Stadium, Jan. 29, 1995 vs. S.F.
- 72 Desmond King, AFC Wild Card, Jan. 6, 2019 at Baltimore
- 63 Darren Sproles, AFC Divisional, Jan. 11, 2009 at Pittsburgh
- 32 Darren Sproles, AFC Wild Card, Jan. 3, 2009 vs. Indianapolis
- Michael Turner, AFC Divisional, Jan. 14, 2007 vs. New England
- Andre Coleman, AFC Championship, Jan. 15, 1995 at Pittsburgh

### OPPONENT

- 52 Jamal Agnew, AFC Wild Card, Jan. 14, 2023 at Jacksonville
- 42 O.J. McDuffie, AFC Divisional, Jan. 8, 1995 vs. Miami
- 37 Trindon Holliday, AFC Divisional, Jan. 12, 2014 at Denver
- T.J. Rushing, AFC Divisional, Jan. 13, 2008 at Indianapolis
- 36 Jamal Agnew, AFC Wild Card, Jan. 14, 2023 at Jacksonville
- Brad Smith, AFC Divisional, Jan. 17, 2010 vs. New York Jets

## PUNT RETURNS

### CHARGERS

- 33 Desmond King, AFC Wild Card, Jan. 6, 2019 at Baltimore
- 28 Darren Sproles, AFC Wild Card, Jan. 3, 2009 vs. Indianapolis
- 14 Eric Parker, AFC Wild Card, Jan. 8, 2005 vs. New York Jets
- Andre Coleman, AFC Divisional, Jan. 8, 1995 vs. Miami
- 13 Darren Sproles, AFC Championship, Jan. 20, 2008 at New England
- Eric Parker, AFC Divisional, Jan. 14, 2007 vs. New England

### OPPONENT

- 67t Santonio Holmes, AFC Divisional, Jan. 11, 2009 at Pittsburgh
- 47 Eric Decker, AFC Divisional, Jan. 12, 2014 at Denver
- 46 Ray Buchanan, AFC Wild Card, Dec. 31, 1995 vs. Indianapolis
- 25 Jericho Cotchery, AFC Divisional, Jan. 17, 2010 vs. New York Jets
- 22 T.J. Rushing, AFC Divisional, Jan. 13, 2008 at Indianapolis

## FUMBLE RETURNS

### CHARGERS

- 13 Richard Marshall, AFC Wild Card, Jan. 5, 2014 at Cincinnati
- 1 Richard Marshall, AFC Divisional, Jan. 12, 2014 at Denver

### OPPONENT

- 12 C.J. Mosley, AFC Wild Card, Jan. 6, 2019 at Baltimore

# INDIVIDUAL POSTSEASON RECORDS

COMMUNITY

FRONT OFFICE

VETERANS

DRAFT PICKS  
& FREE AGENTS

2022 IN  
REVIEW

POSTSEASON  
RECORDS

GENERAL  
INFORMATION

\*NFL Record

## SCORING

### Most Points, Career

- 42 Nate Kaeding, 2004-09
- 37 Rolf Benirschke, 1977-86
- 30 John Carney, 1990-2000

### Most Points, Game

- 15 Michael Badgley, AFC Wild Card, Jan. 6, 2019, at Baltimore
- 12 (10x) Last: Cameron Dicker and Austin Ekeler, AFC Wild Card, Jan. 14, 2023 at Jax.
- 11 Rolf Benirschke, AFC Divisional, Jan. 2, 1982 at Miami

### Most Touchdowns, Career

- 4 Darren Sproles, 2005-09
- LaDainian Tomlinson, 2001-09
- Kellen Winslow, 1979-87
- Charlie Joiner, 1976-86
- 3 (4x) Last: Keenan Allen, 2013-22
- 2 (8x) Last: Austin Ekeler, 2017-22

### Most Touchdowns, Game

- 2 (8x) Last: Austin Ekeler, AFC Wild Card Jan. 14, 2023 at Jacksonville
- 1 (53x) Last: Gerald Everett, AFC Wild Card Jan. 14, 2023 at Jacksonville

### Most Points After Touchdown, Career

- 18 Nate Kaeding, 2004-09
- 16 Rolf Benirschke, 1977-86
- 9 John Carney, 1990-2000

### Most Points After Touchdown, Game

- 6 George Blair, AFL Championship, Jan. 5, 1964 vs. Boston
- 5 Rolf Benirschke, AFC Divisional, Jan. 2, 1982 at Miami
- 4 (2x) Last: Nate Kaeding, AFC Divisional, Jan. 13, 2008 at Indianapolis

### Most Two-Point Conversions, Game

- 1 (4x) Last: Keenan Allen, AFC Divisional, Jan. 13, 2019 at New England

## FIELD GOALS

### Most, Career

- 8 Nate Kaeding, 2004-09
- 7 John Carney, 1990-2000
- 5 Rolf Benirschke, 1977-86
- Michael Badgley, 2018-20

### Most, Game

- 5 Michael Badgley, AFC Wild Card, Jan. 6, 2019 at Baltimore
- 4 Nate Kaeding, AFC Championship, Jan. 20, 2008 at New England
- 3 Cameron Dicker, AFC Wild Card, Jan. 14, 2023 at Jacksonville
- Ben Agajanian, AFL Championship, Jan. 1, 1961 vs. Houston Oilers

### Longest

- 54 John Carney, AFC Wild Card, Dec. 31, 1995 vs. Indianapolis
- 53 Michael Badgley, AFC Wild Card, Jan. 6, 2019 at Baltimore
- 50 Cameron Dicker, AFC Wild Card, Jan. 14, 2023 at Jacksonville

## RUSHING

### Most Attempts, Career

- 110 Chuck Muncie, 1980-84
- 96 LaDainian Tomlinson, 2001-09
- 63 Natrone Means, 1993-95, 98-99

### Most Attempts, Game

- 26 LaDainian Tomlinson, AFC Wild Card, Jan. 8, 2005 vs. New York Jets
- 25 Chuck Muncie, AFC First Round, Jan. 9, 1983 at Pittsburgh
- 24 Natrone Means, AFC Divisional, Jan. 8, 1995 vs. Miami
- Chuck Muncie, AFC Divisional, Jan. 2, 1982 at Miami

### Most Yards, Career

- 516 Chuck Muncie, 1980-84
- 380 Paul Lowe, 1960-68
- 327 LaDainian Tomlinson, 2001-09

### Most Yards, Game

- 206 Keith Lincoln, AFL Championship, Jan. 5, 1964 vs. Boston
- 165 Paul Lowe, AFL Championship, Jan. 1, 1961 at Houston Oilers
- 139 Natrone Means, AFC Divisional, Jan. 8, 1995 vs. Miami

### Most Touchdowns, Career

- 4 LaDainian Tomlinson, 2001-09
- 3 Chuck Muncie, 1980-84
- 2 (6x) Last: Austin Ekeler, 2017-22

### Most Touchdowns, Game

- 2 Austin Ekeler, AFC Wild Card, Jan. 14, 2023 at Jacksonville
- Darren Sproles, AFC Wild Card, Jan. 3, 2009 vs. Indianapolis
- LaDainian Tomlinson, AFC Divisional, Jan. 14, 2007 vs. New England
- 1 (24x) Last: Melvin Gordon, AFC Divisional, Jan. 13, 2019 at New England

### Longest Run

- 67 Keith Lincoln, AFL Championship, Jan. 5, 1964 vs. Boston
- 58 Ronnie Brown, AFC Wild Card, Jan. 5, 2014 at Cincinnati
- Paul Lowe, AFL Championship, Jan. 5, 1964 vs. Boston
- 56 Keith Lincoln, AFL Championship, Jan. 5, 1964 vs. Boston

## PASSING

### Most Attempts, Career

- 355 Philip Rivers 2004-19
- 286 Dan Fouts 1973-87
- 228 Stan Humphries 1992-97

### Most Completions, Career

- 211 Philip Rivers, 2004-19
- 159 Dan Fouts, 1973-1987
- 118 Stan Humphries, 1992-97

### Highest Completion Pct., Career (min. 40 att.)

- 73.8 Drew Brees, 2001-04
- 59.4 Philip Rivers, 2004-19
- 58.1 Justin Herbert, 2020-22

### Most Attempts, Game

- 53 Dan Fouts, AFC Divisional, Jan. 2, 1982 at Miami (OT)
- 51 Philip Rivers, AFC Divisional, Jan. 13, 2019 at New England
- 49 Stan Humphries, Super Bowl XXIX, Jan. 29, 1995 vs. San Francisco

### Most Completions, Game

- 33 Dan Fouts, AFC Divisional, Jan. 2, 1982 at Miami (OT)
- 31 Drew Brees, AFC Wild Card, Jan. 8, 2005 vs. New York Jets
- 28 Stan Humphries, AFC Wild Card, Dec. 31, 1995 vs. Indianapolis

### Highest Completion Pct., Game (min. 10 att.)

- 75.0 Philip Rivers, AFC Wild Card, Jan. 5, 2014 at Cincinnati
- 73.8 Drew Brees, AFC Wild Card, Jan. 8, 2005 vs. New York Jets
- 73.7 Philip Rivers, AFC Divisional, Jan. 13, 2008 at Indianapolis

### Most Yards, Career

- 2,656 Philip Rivers, 2004-19
- 2,125 Dan Fouts, 1973-87
- 1,347 Stan Humphries, 1992-97

### Most Yards, Game

- 433 Dan Fouts, AFC Divisional, Jan. 2, 1982 at Miami (OT)
- 336 Dan Fouts, AFC Championship, Jan. 11, 1981 vs. Oakland
- 333 Dan Fouts, AFC First Round, Jan. 9, 1983 at Pittsburgh

### Most Touchdowns, Career

- 14 Philip Rivers, 2004-19
- 12 Dan Fouts, 1973-87
- 6 Stan Humphries, 1992-97

### Most Touchdowns, Game

- 3 (5x) Last: Philip Rivers, AFC Divisional, Jan. 13, 2019 at New England
- 2 (6x) Last: Philip Rivers, AFC Divisional, Jan. 12, 2014 at Denver
- 1 (10x) Last: Justin Herbert, AFC Wild Card, Jan. 14, 2023 at Jacksonville

### Highest Passer Rating, Career (min. 40 att.)

- 101.2 Drew Brees, 2001-04
- 84.7 Justin Herbert, 2020-22
- 84.2 Philip Rivers, 2004-19

### Highest Passer Rating, Game (min. 10 att.)

- 145.3 Tobin Rote, AFL Championship, Jan. 5, 1964 vs. Boston
- 133.2 Philip Rivers, AFC Divisional, Jan. 13, 2008 at Indianapolis
- 132.1 John Hadl, AFL Championship, Jan. 5, 1964 vs. Boston

### Most Games 300 Yards or More, Career

- 5 Dan Fouts, 1973-87
- 2 Philip Rivers, 2004-19
- 1 Drew Brees, 2001-04

### Most Games 400 Yards or More, Career

- 1 Dan Fouts, 1973-87

### Longest Completion

- 62 Philip Rivers, AFC Divisional, Jan. 11, 2009 at Pittsburgh
- 58 Philip Rivers, AFC Divisional, Jan. 14, 2007 vs. New England
- 56 Philip Rivers, AFC Divisional, Jan. 13, 2008 at Indianapolis

### Most Interceptions, Career

- 16 Dan Fouts, 1973-87
- 13 Stan Humphries, 1992-97
- 10 Philip Rivers, 2004-19

### Most Interceptions, Game

- 5 Dan Fouts, AFC Second Round, Jan. 16, 1983 at Miami
- Dan Fouts, AFC Divisional, Dec. 29, 1979 vs. Houston Oilers
- 4 (3x) Last: Stan Humphries, AFC Wild Card, Dec. 31, 1995 vs. Indianapolis
- 2 (9x) Last: Philip Rivers, AFC Divisional, Jan. 17, 2010 vs. New York Jets

**RECEIVING****Most Receptions, Career**

- 51 Antonio Gates, 2003-18
- 39 Ronnie Harmon, 1990-95
- 30 Charlie Joiner, 1976-86

**Most Receptions, Game**

- 13 Kellen Winslow, AFC Divisional, Jan. 2, 1982 at Miami (OT)
- 10 Ronnie Harmon, AFC Wild Card, Dec. 31, 1995 vs. Indianapolis
- 9 (4x) Last: Eric Parker, AFC Wild Card, Jan. 8, 2005 vs. New York Jets

**Most Yards, Career**

- 540 Antonio Gates, 2003-18
- 539 Charlie Joiner, 1976-86
- 503 Vincent Jackson, 2005-09

**Most Yards, Game**

- 166 Kellen Winslow, AFC Divisional, Jan. 2, 1982 at Miami (OT)
- 142 Keenan Allen, AFC Divisional, Jan. 12, 2014 at Denver
- 133 Ronnie Harmon, AFC Wild Card, Dec. 31, 1995 vs. Indianapolis

**Most Touchdowns, Career**

- 4 Kellen Winslow, 1979-87
- Charlie Joiner, 1976-86
- 3 Keenan Allen, 2013-22
- Vincent Jackson, 2005-11
- 2 (5x) Last: Antonio Gates, 2003-18

**Most Touchdowns, Game**

- 2 (4x) Last: Keenan Allen, AFC Divisional, Jan. 12, 2014 at Denver
- 1 (31x) Last: Gerald Everett, AFC Wild Card, Jan. 14, 2023 at Jacksonville

**SCRIMMAGE YARDS****Most, Career**

- 644 Chuck Muncie, 1980-84
- 540 Antonio Gates, 2003-18
- 539 Charlie Joiner, 1976-86

**Most, Game**

- 329 Keith Lincoln, AFL Championship, Jan. 5, 1964 vs. Boston
- 187 LaDainian Tomlinson, AFC Divisional, Jan. 14, 2007 vs. New England
- 170 Paul Lowe, AFL Championship, Jan. 1, 1961 at Houston Oilers

**INTERCEPTIONS****Most Interceptions, Career**

- 3 Asante Samuel, 2020-22
- Drayton Florence, 2003-07
- Glen Edwards, 1978-81
- 2 (5x) Last: Quentin Jammer, 2002-09
- 1 (21x) Last: Drue Tranquill, 2019-22

**Most Interceptions, Game**

- 3 Asante Samuel, AFC Wild Card Jan. 14, 2023 at Jacksonville
- 2 (4x) Last: Glen Edwards, AFC Divisional, Jan. 3, 1981 vs. Buffalo
- 1 (29x) Last: Drue Tranquill, AFC Wild Card, Jan. 14, 2023 at Jacksonville

**Most Interception Return Yards, Career**

- 62 Glen Edwards, 1978-81
- 45 Bud Whitehead, 1961-68
- 40 Darren Carrington, 1991-94

**Most Interception Return Yards, Game**

- 45 Bud Whitehead, AFL Championship Dec. 24, 1961 vs. Houston Oilers
- 40 Darren Carrington, AFC Wild Card, Jan. 12, 1993 vs. Kansas City
- 35 Bruce Laird, AFC First Round, Jan. 9, 1983 at Pittsburgh
- Glen Edwards, AFC Divisional, Jan. 2, 1982 at Miami (OT)

**Longest Interception Return**

- 40 Darren Carrington, AFC Wild Card, Jan. 12, 1993 vs. Kansas City
- 30 Shareece Wright, AFC Wild Card, Jan. 5, 2014 at Cincinnati
- Antonio Cromartie, AFC Divisional, Jan. 13, 2008 at Indianapolis
- 24 Quentin Jammer, AFC Divisional, Jan. 17, 2010 vs. New York Jets

**SACKS****Most, Career (since 1982)**

- 3.0 Shawn Lee, 1992-95
- 2.5 Leslie O'Neal, 1992-95
- 2.0 Melvin Ingram, 2012-20
- Eric Weddle, 2007-15
- Luis Castillo, 2005-11
- Shawne Merriman, 2005-10
- Raylee Johnson, 1993-2003
- Burt Grossman, 1989-93

**Most, Game (since 1982)**

- 2.5 Leslie O'Neal, AFC Wild Card, Jan. 2, 1993 vs. Kansas City
- 2.0 (6x) Last: Melvin Ingram, AFC Wild Card, Jan. 6, 2019 at Baltimore
- 1.5 Steve Foley, AFC Wild Card, Jan. 8, 2005 vs. New York Jets

**PUNTING****Most Punts, Career**

- 52 Mike Scifres, 2003-13
- 13 John Kidd, 1990-94
- 11 Donnie Jones, 2018
- Bryan Wagner, 1994

**Most Punts, Game**

- 7 Mike Scifres, AFC Divisional, Jan. 14, 2007 vs. New England
- John Kidd, AFC Divisional, Jan. 10, 1993 at Miami
- 6 (7x) Last: Donnie Jones, AFC Divisional, Jan. 13, 2019 at New England
- 5 (7x) Last: JK Scott, AFC Wild Card, Jan. 14, 2023 at Jacksonville

**Most Yards, Career**

- 2,330 Mike Scifres, 2003-13
- 587 John Kidd, 1990-94
- 474 Bryan Wagner, 1994

**Most Yards, Game**

- 324 John Kidd, AFC Divisional, Jan. 10, 1993 at Miami
- 316 Mike Scifres, AFC Wild Card, Jan. 3, 2009 vs. Indianapolis (OT)
- 297 Mike Scifres, AFC Wild Card, Jan. 17, 2010 vs. New York Jets

**Longest Punt**

- 67 Mike Scifres, AFC Wild Card, Jan. 3, 2009 vs. Indianapolis (OT)
- 66 Mike Scifres, AFC Divisional, Jan. 13, 2008 at Indianapolis
- 65 Darren Bennett, AFC Wild Card, Dec. 31, 1995 vs. Indianapolis

**Highest, Career (minimum 4 punts)**

- 45.2 John Kidd, 1990-94
- 44.8 Mike Scifres, 2003-13
- 43.9 John Hadl, 1962-72

**Highest, Game (minimum 2 punts)**

- 59.0 Mike Scifres, AFC Divisional, Jan. 13, 2008 at Indianapolis
- 54.5 Darren Bennett, AFC Wild Card, Dec. 31, 1995 vs. Indianapolis
- 52.7 Mike Scifres, AFC Wild Card, Jan. 3, 2009 vs. Indianapolis (OT)

**PUNT RETURNS****Most Returns, Career**

- 12 Darren Sproles, 2005-09
- 8 Mike Fuller, 1975-80
- 7 Eric Parker, 2002-06

**Most Returns, Game**

- 5 Eric Parker, AFC Divisional, Jan. 14, 2007 vs. New England
- 4 (2x) Last: Desmond King, AFC Wild Card, Jan. 6, 2019 at Baltimore
- 3 (6x) Last: Darren Sproles, AFC Wild Card, Jan. 3, 2009 vs. Indianapolis (OT)

**Most Yards, Career**

- 107 Darren Sproles, 2005-09
- 99 Mike Fuller, 1975-80
- 63 Wes Chandler, 1981-87

**Most Yards, Game**

- 72 Darren Sproles, AFC Wild Card, Jan. 3, 2009 vs. Indianapolis (OT)
- 56 Wes Chandler, AFC Divisional, Jan. 2, 1982 at Miami (OT)
- 46 Desmond King, AFC Wild Card, Jan. 6, 2019 at Baltimore

**Longest Return**

- 56t Wes Chandler, AFC Divisional, Jan. 2, 1982 at Miami (OT)
- 33 Desmond King, AFC Wild Card, Jan. 6, 2019 at Baltimore

**Most Touchdowns, Career**

- 1 Wes Chandler, 1981-87

**KICKOFF RETURNS****Most Returns, Career**

- 21 Darren Sproles, 2005-09
- 19 Andre Coleman, 1994-96
- 17 James Brooks, 1981-83

**Most Returns, Game**

- 8 Andre Coleman, Super Bowl XXIX, Jan. 29, 1995 vs. San Francisco
- 6 Andre Coleman, AFC Wild Card, Dec. 31, 1995 vs. Indianapolis
- 5 (6x) Last: Desmond King, AFC Divisional, Jan. 13, 2019 at New England

**Most Yards, Career**

- 537 Darren Sproles, 2005-09
- 483 Andre Coleman, 1994-96
- 283 James Brooks, 1981-83

**Most Yards, Game**

- 244 Andre Coleman, Super Bowl XXIX, Jan. 29, 1995 vs. San Francisco
- 164 Darren Sproles, AFC Divisional, Jan. 11, 2009 at Pittsburgh
- 147 Leslie "Speedy" Duncan, AFL Championship, Dec. 26, 1964 at Buffalo

**Longest Return**

- 98t Andre Coleman, Super Bowl XXIX, Jan. 29, 1995 vs. San Francisco
- 72 Desmond King, AFC Wild Card, Jan. 6, 2019 at Baltimore
- 63 Darren Sproles, AFC Divisional, Jan. 11, 2009 at Pittsburgh

**Most Touchdowns, Career**

- 1 Andre Coleman, 1994-96

**SERVICE****Most Games**

- 12 Antonio Gates, 2003-18
- David Blinn, 1994-2010
- 11 Philip Rivers, 2004-19
- 10 Nick Harwick, 2004-13
- Mike Scifres, 2004-13



# TEAM POSTSEASON RECORDS

\*NFL Record

## POINTS

### Most, Quarter

- 24 AFC Divisional, Jan. 2, 1982 at Miami (1st Q)
- 21 AFL Championship, Jan. 5, 1964 vs. Boston (1st Q)

- 17 AFC Wild Card, Jan. 14, 2023 at Jax. (1st Q)
- AFC Divisional, Jan. 12, 2014 at Den. (4th Q)

### Most, Quarter, Opponent

- 21 AFC Divisional, Jan. 13, 2019 at New England (2nd Q)
- AFC Divisional, Jan. 10, 1993 at Mia. (2nd Q)
- AFC Championship, Jan. 11, 1981 vs. Oakland (1st Q)
- 20 AFC Second Round, Jan. 16, 1983 at Miami (2nd Q)
- 14 (11x) Last: AFC Wild Card, Jan. 6, 2019 at Bal.

### Most Quarter, Both Teams

- 33 AFC Second Round, Jan. 16, 1983 at Miami (2nd Q)
- 28 (4x) Last: AFC Divisional, Jan. 11, 2009 at Pittsburgh (4th Q)

- 25 AFC Wild Card, Jan. 6, 2019 at Bal. (4th Q)

### Most, Game

- 51 AFL Championship, Jan. 5, 1964 vs. Boston
- 41 AFC Divisional, Jan. 2, 1982 at Miami (OT)
- 31 AFC First Round, Jan. 9, 1983 at Pittsburgh

### Most, Game, Opponent

- 49 Super Bowl XXIX, Jan. 29, 1995 vs. S.F.
- 41 AFC Divisional, Jan. 13, 2019 at New England
- 38 AFC Divisional, Jan. 2, 1982 at Miami (OT)

### Most, Game, Both Teams

- 79 AFC Divisional, Jan. 2, 1982 at Miami (OT)
- 75 Super Bowl XXIX, Jan. 29, 1995 vs. S.F.
- 69 AFC Divisional, Jan. 13, 2019 at New England

### Fewest, Game

- 0 AFC Divisional, Jan. 10, 1993 at Miami
- AFL Championship, Dec. 26, 1965 vs. Buffalo
- 3 AFL Championship, Dec. 24, 1961 vs. Houston Oilers

- 7 AFC Championship, Jan. 10, 1982 at Cincinnati
- AFL Championship, Dec. 26, 1964 at Buffalo

### Fewest, Game, Opponent

- 0 AFC Wild Card, Jan. 2, 1993 vs. Kansas City
- 6 AFC Wild Card, Jan. 6, 2008 vs. Tennessee
- 10 (3x) Last: AFC Wild Card, Jan. 5, 2014 at Cincinnati

### Fewest, Game, Both Teams

- 13 AFL Championship, Dec. 24, 1961 vs. Houston Oilers
- 17 AFC Wild Card, Jan. 2, 1993 vs. Kansas City
- 23 (2x) Last: AFC Wild Card, Jan. 6, 2008 vs. Tennessee

## TOUCHDOWNS

### Most, Game

- 7 AFC Championship, Jan. 5, 1964 vs. Boston
- 5 AFC Divisional, Jan. 2, 1982 at Miami (OT)
- 4 (3x) Last: AFC Divisional, Jan. 13, 2019 at New England

### Most, Game, Opponent

- 7 Super Bowl XXIX, Jan. 29, 1995 vs. S.F.
- 5 (4x) Last: AFC Divisional, Jan. 13, 2019 at New England

- 4 (5x) Last: AFC Wild Card, Jan. 14, 2023 at Jacksonville

### Most, Game, Both Teams

- 10 Super Bowl XXIX, Jan. 29, 1995 vs. S.F.
- AFC Divisional, Jan. 2, 1982 at Miami (OT)
- 9 AFC Divisional, Jan. 13, 2019 at New England
- 8 (3x) Last: AFC Divisional, Jan. 11, 2009 at Pittsburgh

## POINTS AFTER TOUCHDOWN

### Most, Game

- 6 AFC Championship, Jan. 5, 1964 vs. Boston
- 5 AFC Divisional, Jan. 2, 1982 at Miami (OT)
- 4 (2x) Last: AFC Divisional, Jan. 13, 2008 at Indianapolis

### Most, Game, Opponent

- 7 Super Bowl XXIX, Jan. 29, 1995 vs. S.F.
- 5 (4x) Last: AFC Divisional, Jan. 13, 2019 at New England

- 4 (4x) Last: AFC Divisional, Jan. 10, 1993 at Miami

### Most, Game, Both Teams

- 10 Super Bowl XXIX, Jan. 29, 1995 vs. S.F.
- AFC Divisional, Jan. 2, 1982 at Miami (OT)
- 8 (2x) Last: AFC Divisional, Jan. 11, 2009 at Pittsburgh

- 7 (5x) Last: AFC Divisional, Jan. 13, 2019 at New England

### Most Two-Point Conversions, Game

- 2 Super Bowl XXIX, Jan. 29, 1995 vs. S.F.
- 1 AFC Divisional, Jan. 13, 2019 at New England

### Most Two-Point Conversions, Game, Opponent

- 1 AFC Wild Card, Jan. 14, 2023 at Jacksonville
- AFC Divisional, Jan. 14, 2007 vs. N.E.

## FIELD GOALS

### Most, Game

- 5 AFC Wild Card, Jan. 6, 2019 at Baltimore
- 4 AFC Championship, Jan. 20, 2008 at N.E.
- 3 AFC Wild Card, Jan. 14, 2023 at Jacksonville

- AFL Championship, Jan. 1, 1981 at Houston Oilers

### Most, Game, Opponent

- 4 AFC Championship, Jan. 20, 2008 at N.E.
- 3 (2x) Last: AFC Divisional, Jan. 14, 2007 at New England

- 2 (7x) Last: AFC Divisional, Jan. 13, 2019 at New England

### Most, Game, Both Teams

- 6 AFC Wild Card, Jan. 6, 2019 at Baltimore
- 4 (4x) Last: AFC Wild Card, Jan. 14, 2023 at Jacksonville

- 3 (7x) Last: AFC Wild Card, Jan. 5, 2014 at Cincinnati

## FIRST DOWNS

### Most, Game

- 33 AFC Divisional, Jan. 2, 1982 at Miami (OT)
- 29 AFC First Round, Jan. 9, 1983 at Pittsburgh
- 28 AFC Divisional, Jan. 8, 1995 vs. Miami

### Most, Game, Opponent

- 30 AFC Divisional, Jan. 13, 2019 at N.E.
- 29 AFC Second Round, Jan. 16, 1983 at Miami
- 28 Super Bowl XXIX, Jan. 29, 1995 vs. S.F.

### Most, Game, Both Teams

- 58 AFC Divisional, Jan. 2, 1982 at Miami (OT)
- 55 AFC First Round, Jan. 9, 1983 at Pittsburgh
- 52 AFC Divisional, Jan. 13, 2019 at New England

### Fewest, Game

- 10 AFC Divisional, Jan. 10, 1993 at Miami
- 12 AFL Championship, Dec. 26, 1965 vs. Buffalo
- 13 (2x) Last: AFC Divisional, Jan. 12, 2014 at Denver

### Fewest, Game, Opponent

- 11 AFC Wild Card, Jan. 6, 2019 at Baltimore
- 10 (3x) Last: AFC Divisional, Jan. 17, 2010 vs. New York Jets

- 15 (2x) Last: AFC Wild Card, Jan. 6, 2008 vs. Tennessee

### Fewest, Game, Both Teams

- 25 AFC Wild Card, Jan. 6, 2019 at Baltimore
- 26 AFL Championship, Dec. 26, 1965 vs. Buffalo
- 28 AFC Divisional, Jan. 10, 1993 at Miami

## FIRST DOWNS RUSHING

### Most, Game

- 12 AFC Divisional, Jan. 14, 2007 at N.E.
- AFC Divisional, Jan. 8, 1995 vs. Miami

- 11 (5x) Last: AFC Wild Card, Jan. 3, 2009 vs. Indianapolis (OT)
- 10 AFC Divisional, Jan. 2, 1982 at Miami (OT)

### Most, Game, Opponent

- 10 AFC Second Round, Jan. 16, 1983 at Miami
- 13 (2x) Last: AFC Divisional, Jan. 12, 2014 at Denver

- 12 (2x) Last: AFC Divisional, Jan. 11, 2009 at Pittsburgh

### Most, Game, Both Teams

- 20 AFC Second Round, Jan. 16, 1983 at Miami
- 19 (2x) Last: AFC Wild Card, Jan. 5, 2014 at Cincinnati

- 17 (3x) Last: AFC Championship, Jan. 20, 2008 at New England

### Fewest, Game

- 1 (2x) Last: AFC Divisional, Jan. 12, 2014 at Denver
- 2 (2x) Last: AFC Divisional, Jan. 13, 2019 at New England
- 3 (2x) Last: AFC Wild Card, Jan. 6, 2019 at Baltimore

### Fewest, Game, Opponent

- 2 AFC Divisional, Jan. 8, 1995 vs. Miami
- 3 (3x) Last: AFC Divisional, Jan. 14, 2007 at New England

- 4 (5x) Last: AFC Wild Card, Jan. 6, 2019 at Baltimore

### Fewest, Game, Both Teams

- 7 AFC Wild Card, Jan. 6, 2019 at Baltimore
- 8 (3x) Last: AFC Divisional, Jan. 17, 2010 vs. New York Jets

- 9 AFC Wild Card, Jan. 14, 2023 at Jacksonville

- AFL Championship, Dec. 26, 1965 vs. Buffalo

## FIRST DOWNS PASSING

### Most, Game

- 21 AFC Divisional, Jan. 2, 1982 at Miami (OT)
- 20 AFC Wild Card, Dec. 31, 1995 vs. Indianapolis
- 19 AFC First Round, Jan. 9, 1983 at Pittsburgh

### Most, Game, Opponent

- 21 AFC Divisional, Jan. 13, 2008 at Indianapolis
- AFC Divisional, Jan. 2, 1982 at Miami (OT)
- 20 AFC Wild Card, Jan. 5, 2014 at Cincinnati

- 19 AFC First Round, Jan. 9, 1983 at Pittsburgh
- 42 AFC Divisional, Jan. 2, 1982 at Miami (OT)
- 38 AFC First Round, Jan. 9, 1983 at Pittsburgh

### Most, Game, Both Teams

- 35 AFC Divisional, Jan. 13, 2008 at Indianapolis

### Fewest, Game

- 7 (5x) Last: AFC Divisional, Jan. 10, 1993 at Miami
- 8 (3x) Last: AFC Wild Card, Jan. 6, 2019 at Baltimore

- 9 (4x) Last: AFC Wild Card, Jan. 5, 2014 at Cincinnati

### Fewest, Game, Opponent

- 5 AFC Divisional, Dec. 29, 1979 vs. Houston Oilers
- 6 AFC Divisional, Jan. 17, 2010 vs. N.Y. Jets
- 7 AFC Wild Card, Jan. 6, 2019 at Baltimore

### Fewest, Game, Both Teams

- 15 (2x) Last: AFC Wild Card, Jan. 6, 2019 at Baltimore
- 16 (3x) Last: AFC Divisional, Jan. 10, 1993 at Miami

- 17 (2x) Last: AFC Wild Card, Jan. 2, 1993 vs. Kansas City

## TOTAL NET YARDS GAINED

### Most, Game

- 601 AFC Championship, Jan. 5, 1964 vs. Boston
- 564 AFC Divisional, Jan. 2, 1982 at Miami (OT)
- 479 AFC First Round, Jan. 9, 1983 at Pittsburgh

### Most, Game, Opponent

- 498 AFC Divisional, Jan. 13, 2019 at New England
- 466 AFC Divisional, Jan. 2, 1982 at Miami (OT)
- 449 Super Bowl XXIX, Jan. 29, 1995 vs. S.F.

### Most, Game, Both Teams

- 1,030 AFC Divisional, Jan. 2, 1982 at Miami (OT)
- 901 AFC First Round, Jan. 9, 1983 at Pittsburgh
- 862 AFL Championship, Jan. 5, 1964 vs. Boston

## NET YARDS GAINED RUSHING

### Most, Game

- 309 AFC Championship, Jan. 5, 1964 vs. Boston
- 202 AFC Wild Card, Jan. 8, 1995 vs. Miami
- 196 AFC Wild Card, Jan. 5, 2014 at Cincinnati

### Most, Game, Opponent

- 219 AFL Championship, Dec. 26, 1964 vs. Buffalo
- 214 AFC Second Round, Jan. 16, 1983 at Miami
- 178 AFC Wild Card, Dec. 31, 1995 vs. Indianapolis

### Most, Game, Both Teams

- 384 AFC Championship, Jan. 5, 1964 vs. Boston
- 343 AFL Championship, Dec. 26, 1964 vs. Buffalo
- 323 AFC Wild Card, Dec. 31, 1995 vs. Indianapolis

## NET YARDS GAINED PASSING

### Most, Game

- 415 AFC Divisional, Jan. 2, 1982 at Miami (OT)
- 351 AFC Championship, Jan. 11, 1981 vs. Oakland
- 333 AFC First Round, Jan. 9, 1983 at Pittsburgh

### Most, Game, Opponent

- 402 AFC Divisional, Jan. 13, 2008 at Indianapolis
- 388 AFC Divisional, Jan. 2, 1982 at Miami (OT)
- 349 AFC Championship, Jan. 15, 1995 at Pit.

### Most, Game, Both Teams

- 803 AFC Divisional, Jan. 2, 1982 at Miami (OT)
- 714 AFC Divisional, Jan. 13, 2008 at Indianapolis
- 659 AFC Divisional, Jan. 13, 2019 at New England

COMMUNITY

FRONT OFFICE

VETERANS

DRAFT PICKS & FREE AGENTS

2022 IN REVIEW

POSTSEASON RECORDS

GENERAL INFORMATION

# THE LAST TIME

Regular season in regular font | Postseason in *italics*

## RUSHING

### 200 Yards Rushing, Individual

**CHARGERS** — LaDainian Tomlinson, Dec. 28, 2003 vs. Oakland (243 yards)  
**OPPONENT** — Adrian Peterson, Nov. 4, 2007 at Minnesota (296 yards)  
**CHARGERS** — Keith Lincoln, *AFL Championship*,  
 Jan. 5, 1964 vs. Boston (206 yards)  
**OPPONENT** — *Never*

### 100 Yards Rushing, Individual

**CHARGERS** — Austin Ekeler, Jan. 1, 2023 vs. L.A. Rams (122 yards)  
**OPPONENT** — Latavius Murray, Jan. 8, 2023 at Denver (103 yards)  
**CHARGERS** — Darren Sproles, *AFC Wild Card*,  
 Jan. 3, 2009 vs. Indianapolis (105 yards)  
**OPPONENT** — Travis Etienne, *AFC Wild Card*,  
 Jan. 14, 2023 at Jacksonville (109 yards)

### 100 Yards Rushing, One Half, Individual

**CHARGERS** — Austin Ekeler, Oct. 9, 2022 at Cleveland  
 (106 yards in first half)  
**OPPONENT** — Kenneth Walker III, Oct. 23, 2022 vs. Seattle  
 (122 yards in second half and overtime)  
**CHARGERS** — Keith Lincoln, *AFL Championship*,  
 Jan. 5, 1964 vs. Boston (176 yards in first half)  
**OPPONENT** — Sony Michel, *AFC Divisional*,  
 Jan. 13, 2019 at New England (105 yards in first half)

### Two 100-Yard Rushers

**CHARGERS** — Darren Sproles (122 yards) and  
 LaDainian Tomlinson (116 yards) Dec. 16, 2007, vs. Detroit  
**OPPONENT** — Frank Gore (158 yards) and Colin Kaepernick (151 yards),  
 Dec. 20, 2014 at San Francisco  
**CHARGERS** — *Never*  
**OPPONENT** — *Never*

### Four Touchdowns Rushing, Individual

**CHARGERS** — LaDainian Tomlinson, Oct. 14, 2007 vs. Oak. (3, 27, 13, 41  
 yards)  
**OPPONENT** — *Never*  
**CHARGERS** — *Never*  
**OPPONENT** — *Never*

### Three Touchdowns Rushing, Individual

**CHARGERS** — Melvin Gordon, Oct. 15, 2018, at Cleveland (4, 10, 11 yards)  
**OPPONENT** — Darrel Young, Nov. 3, 2013 at Washington (1, 1, 4 yards)  
**CHARGERS** — *Never*  
**OPPONENT** — Sony Michel, *AFC Divisional*,  
 Jan. 13, 2019 at New England (1, 14, 5 yards)

### Two Touchdowns Rushing, Individual

**CHARGERS** — Austin Ekeler, Jan. 1, 2023 vs. L.A. Rams (10, 72 yards)  
**OPPONENT** — Cordarrelle Patterson, Nov. 6, 2022 at Atlanta (1, 3 yards)  
**CHARGERS** — Austin Ekeler, *AFC Wild Card*,  
 Jan. 14, 2023 at Jacksonville (13, 6 yards)  
**OPPONENT** — Sony Michel, *AFC Divisional*,  
 Jan. 13, 2019 at New England (1, 14, 5 yards)

## PASSING

### 500 Yards Passing, Individual

**CHARGERS** — Philip Rivers, Oct. 18, 2015 at Green Bay (503 yards)  
**OPPONENT** — *Never*  
**CHARGERS** — *Never*  
**OPPONENT** — *Never*

### 400 Yards Passing, Individual

**CHARGERS** — Philip Rivers, Nov. 18, 2018 vs. Denver (401 yards)  
**OPPONENT** — Patrick Mahomes, Dec. 16, 2021 vs. Kansas City (410 yards)  
**CHARGERS** — Dan Fouts, *AFC Divisional*,  
 Jan. 2, 1982 at Miami (433 yards)  
**OPPONENT** — Peyton Manning, *AFC Divisional*,  
 Jan. 13, 2008 at Indianapolis (402 yards)

### 300 Yards Passing, Individual

**CHARGERS** — Justin Herbert, Dec. 18, 2022 vs. Tennessee (313 yards)  
**OPPONENT** — Patrick Mahomes, Nov. 20, 2022 vs. Kansas City (329 yards)  
**CHARGERS** — Philip Rivers, *AFC Divisional*,  
 Jan. 13, 2019 at New England (331 yards)  
**OPPONENT** — Tom Brady, *AFC Divisional*,  
 Jan. 13, 2019 at New England (343 yards)

### Six Touchdown Passes, Individual

**CHARGERS** — Dan Fouts, Nov. 22, 1981 at Oakland (12, 15, 29, 4, 5, 6 yards)  
**OPPONENT** — *Never*  
**CHARGERS** — *Never*  
**OPPONENT** — *Never*

### Five Touchdown Passes, Individual

**CHARGERS** — Drew Brees, Oct. 31, 2004 vs. Oakland (17, 13, 23, 5, 1 yards)  
**OPPONENT** — Tom Brady, Oct. 4, 2020 at Tampa Bay (3, 6, 28, 19, 9 yards)  
**CHARGERS** — *Never*  
**OPPONENT** — *Never*

### Four Touchdown Passes, Individual

**CHARGERS** — Justin Herbert, Oct. 4, 2021 vs. Cleveland (22, 72, 42, 19 yards)  
**OPPONENT** — Tom Brady, Oct. 4, 2020 at Tampa Bay (3, 6, 28, 19, 9 yards)  
**CHARGERS** — *Never*  
**OPPONENT** — Trevor Lawrence, *AFC Wild Card*,  
 Jan. 14, 2023 at Jacksonville (9, 6, 39, 9 yards)

### Three Touchdown Passes, Individual

**CHARGERS** — Justin Herbert, Nov. 27, 2022 at Arizona (2, 33, 1 yards)  
**OPPONENT** — Russell Wilson, Jan. 8, 2023 at Denver (3, 24, 20 yards)  
**CHARGERS** — Philip Rivers, *AFC Divisional*,  
 Jan. 13, 2019 at New England (43, 1, 8 yards)  
**OPPONENT** — Trevor Lawrence, *AFC Wild Card*,  
 Jan. 14, 2023 at Jacksonville (9, 6, 39, 9 yards)

### Six Interceptions Thrown, Individual

**CHARGERS** — Ed Luther, Oct. 31, 1983 vs. Washington  
**OPPONENT** — Peyton Manning, Nov. 11, 2007 vs. Indianapolis  
**CHARGERS** — *Never*  
**OPPONENT** — *Never*

### Five Interceptions Thrown, Individual

**CHARGERS** — Craig Whelihan, Dec. 13, 1998 at Seattle  
**OPPONENT** — Nathan Peterman, Nov. 19, 2017 vs. Buffalo  
**CHARGERS** — Dan Fouts, *AFC Second Round*, Jan. 16, 1983 at Miami  
**OPPONENT** — George Blanda, *AFL Championship*,  
 Dec. 24, 1961 vs. Houston Oilers

### Four Interceptions Thrown, Individual

**CHARGERS** — Philip Rivers, Nov. 18, 2019 vs. Kansas City in Mexico City, Mexico  
**OPPONENT** — Nathan Peterman, Nov. 19, 2017 vs. Buffalo  
**CHARGERS** — Stan Humphries, *AFC Wild Card*, Dec. 31, 1995 vs. Indianapolis  
**OPPONENT** — Trevor Lawrence, *AFC Wild Card*,  
 Jan. 14, 2023 at Jacksonville

## RECEIVING

### 10 or More Receptions, Individual

**CHARGERS** — Keenan Allen, Dec. 26, 2022 at Indianapolis (11 receptions)  
**OPPONENT** — Zay Jones, Sept. 25, 2022 vs. Jacksonville (10 receptions)  
**CHARGERS** — Ronnie Harmon, *AFC Wild Card*,  
 Dec. 31, 1995 vs. Indianapolis (10 receptions)  
**OPPONENT** — James White, *AFC Divisional*,  
 Jan. 13, 2019 at New England (15 receptions)

### 200 Yards Receiving, Individual

**CHARGERS** — Malcolm Floyd, Oct. 10, 2010 at Oakland (213 yards)  
**OPPONENT** — Chad Johnson, Nov. 12, 2006 at Cincinnati (260 yards)  
**CHARGERS** — *Never*  
**OPPONENT** — *Never*

### 100 Yards Receiving, Individual

**CHARGERS** — Keenan Allen, Jan. 8, 2023 at Denver (102 yards)  
**OPPONENT** — Jerry Jeudy, Jan. 8, 2023 at Denver (154 yards)  
**CHARGERS** — Gerald Everett, *AFC Wild Card*,  
 Jan. 14, 2023 at Jacksonville (109 yards)  
**OPPONENT** — Julian Edelman, *AFC Divisional*,  
 Jan. 13, 2019 at New England (151 yards)

### 100 Yards Receiving, One Half, Individual

**CHARGERS** — Mike Williams, Jan. 9, 2022 at Las Vegas  
 (111 yards in second half and overtime)  
**OPPONENT** — Davante Adams, Dec. 4, 2022 at Las Vegas  
 (110 yards in second half)  
**CHARGERS** — Keenan Allen, *AFC Divisional*,  
 Jan. 12, 2014 at Denver (142 yards in second half)  
**OPPONENT** — Julian Edelman, *AFC Divisional*,  
 Jan. 13, 2019 at New England (107 yards in first half)

### Two 100-Yard Receivers

**CHARGERS** — Keenan Allen (108 yards) and Melvin Gordon (102 yards),  
 Sept. 9, 2018 vs. Kansas City  
**OPPONENT** — Travis Kelce (191 yards) and Tyreek Hill (148 yards),  
 Dec. 16, 2021 vs. Kansas City  
**CHARGERS** — Chris Chambers (133 yards) and Vincent Jackson (114 yards),  
*AFC Wild Card*, Jan. 6, 2009  
**OPPONENT** — Tony Nathan (114 yards) and Duriel Harris (106 yards),  
*AFC Divisional*, Jan. 2, 1982

### Five Touchdown Receptions, Individual

**CHARGERS** — Kellen Winslow, Nov. 22, 1981 at Oakland (15, 29, 4, 5, 3 yards)  
**OPPONENT** — *Never*  
**CHARGERS** — *Never*  
**OPPONENT** — *Never*

**Four Touchdown Receptions, Individual**

CHARGERS — Kellen Winslow, Nov. 22, 1981 at Oakland (15, 29, 4, 5, 3 yards)  
 OPPONENT — Daryl Turner, Sept. 15, 1985 vs. Seattle (34, 15, 30, 7 yards)  
 CHARGERS — *Never*  
 OPPONENT — *Never*

**Three Touchdown Receptions, Individual**

CHARGERS — Danny Woodhead, Dec. 20, 2015 vs. Miami (20, 9, 9 yards)  
 OPPONENT — Darryl Kelce, Nov. 20, 2022 vs. Kansas City (4, 32, 17 yards)  
 CHARGERS — *Never*  
 OPPONENT — *Jerry Rice, Super Bowl XXIX at Joe Robbie Stadium, Jan. 29, 1995 vs. San Francisco (44, 15, 7 yards)*

**Two Touchdown Receptions, Individual**

CHARGERS — Keenan Allen, Jan. 8, 2023 at Denver (14, 3 yards)  
 OPPONENT — Davante Adams, Dec. 4, 2022 at Las Vegas (31, 45 yards)  
 CHARGERS — Keenan Allen, *AFC Divisional, Jan. 12, 2014 at Denver (16, 16 yards)*  
 OPPONENT — Michael Crabtree, *AFC Wild Card, Jan. 6, 2019 at Baltimore (31, 7 yards)*

**COMBINATION****100 Yards Rushing and Receiving, Individual**

CHARGERS — Austin Ekeler, Dec. 8, 2019 at Jacksonville (101 yards rushing, 112 yards receiving)  
 OPPONENT — Essex Johnson, Sept. 30, 1973 vs. Cincinnati (121 yards rushing, 116 yards receiving)  
 CHARGERS — Keith Lincoln, *AFC Championship, Jan. 5, 1964 vs. Boston (206 yards rushing, 123 yards receiving)*  
 OPPONENT — *Never*

**300-Yard Passer, 100-Yard Rusher and 100-Yard Receiver**

CHARGERS — Philip Rivers (314 yards passing), Austin Ekeler (101 yards rushing), Austin Ekeler (112 yards receiving), Dec. 8, 2019 at Jacksonville  
 OPPONENT — Patrick Mahomes (329 yards passing), Isiah Pacheco (107 yards rushing), Travis Kelce (115 yards receiving), Nov. 20, 2022 vs. Kansas City  
 CHARGERS — Dan Fouts (333 yards passing), Chuck Muncie (126 yards rushing), Wes Chandler (124 yards receiving), Kellen Winslow (102 yards receiving), *AFC Wild Card, Jan. 9, 1983 at Pittsburgh*  
 OPPONENT — Tom Brady (343 yards passing), Sony Michel (129 yards rushing), Julian Edelman (151 yards receiving), *AFC Divisional, Jan. 13, 2019 at New England*

**INTERCEPTIONS****Four Interceptions, Individual**

CHARGERS — *Never*  
 OPPONENT — Kwamie Lassiter, Dec. 27, 1998 at Arizona (4 interceptions)  
 CHARGERS — *Never*  
 OPPONENT — Vernon Perry, *AFC Divisional, Dec. 29, 1979 vs. Houston Oilers (4 interceptions)*

**Three Interceptions, Individual**

CHARGERS — Antonio Cromartie, Nov. 11, 2007 vs. Indianapolis (3 interceptions)  
 OPPONENT — Kwamie Lassiter, Dec. 27, 1998 at Arizona (4 interceptions)  
 CHARGERS — Asante Samuel Jr., *AFC Wild Card Jan. 14, 2023 at Jacksonville (3 interceptions)*  
 OPPONENT — Vernon Perry, *AFC Divisional, Dec. 29, 1979 vs. Houston Oilers (4 interceptions)*

**Two Interceptions, Individual**

CHARGERS — Kyzir White, Oct. 17, 2021 at Baltimore (2 interceptions)  
 OPPONENT — Patrick Surtain II, Nov. 28, 2021 at Denver (2 interceptions)  
 CHARGERS — Asante Samuel Jr., *AFC Wild Card Jan. 14, 2023 at Jacksonville (3 interceptions)*  
 OPPONENT — Jason Belsler, *AFC Wild Card, Dec. 31, 1995 vs. Indianapolis (2 interceptions)*

**Interception Returned for Touchdown**

CHARGERS — Bryce Callahan, Dec. 4, 2022 at Las Vegas (26 yards of Derek Carr)  
 OPPONENT — Jaylen Watson, Sept. 15, 2022 at Kansas City (99 yards of Justin Herbert)  
 CHARGERS — *Never*  
 OPPONENT — *Never*

**SACKS****Five Sacks, Individual**

CHARGERS — Leslie O'Neal, Nov. 16, 1986 vs. Dallas (5.0 sacks)  
 OPPONENT — *Never*  
 CHARGERS — *Never*  
 OPPONENT — *Never*

**Four-and-One-Half Sacks, Individual**

CHARGERS — Leslie O'Neal, Nov. 16, 1986, vs. Dallas (5.0 sacks)  
 OPPONENT — Hugh Douglas, Oct. 18, 1998 vs. Philadelphia (4.5 sacks)  
 CHARGERS — *Never*  
 OPPONENT — *Never*

**Four Sacks, Individual**

CHARGERS — Antwan Barnes, Dec. 18, 2011 vs. Baltimore (4.0 sacks)  
 OPPONENT — Justin Houston, Dec. 28, 2014 at Kansas City (4.0 sacks)  
 CHARGERS — *Never*  
 OPPONENT — *Never*

**Three-and-One-Half Sacks, Individual**

CHARGERS — Kendall Reyes, Dec. 23, 2012 at New York Jets (3.5 sacks)  
 OPPONENT — Justin Houston, Dec. 28, 2014 at Kansas City (3.5 sacks)  
 CHARGERS — *Never*  
 OPPONENT — *Never*

**Three Sacks, Individual**

CHARGERS — Khalil Mack, Sept. 11, 2022 vs. Las Vegas (3.0 sacks)  
 OPPONENT — Chandler Jones, Dec. 4, 2022 at Las Vegas (3.0 sacks)  
 CHARGERS — *Never*  
 OPPONENT — *Never*

**Two-and-One-Half Sacks, Individual**

CHARGERS — Khalil Mack, Sept. 11, 2022 vs. Las Vegas (3.0 sacks)  
 OPPONENT — Chandler Jones, Dec. 4, 2022 at Las Vegas (3.0 sacks)  
 CHARGERS — Burt Grossman, *AFC Wild Card, Jan. 2, 1993 vs. Kansas City (2.5 sacks)*  
 OPPONENT — *Never*

**Two Sacks, Individual**

CHARGERS — Morgan Fox, Dec. 26, 2022 at Indianapolis (2.0 sacks)  
 OPPONENT — DeMarcus Walker, Dec. 18, 2022 vs. Tennessee (2.0 sacks)  
 CHARGERS — Melvin Ingram, *AFC Wild Card, Jan. 6, 2019 at Baltimore (2.0 sacks)*  
 OPPONENT — Shaun Phillips, *AFC Divisional, Jan. 12, 2014 at Denver (2.0 sacks)*

**TOUCHDOWNS****Five Touchdowns, Individual**

CHARGERS — Kellen Winslow, Nov. 22, 1981 at Oakland (15-, 29-, 4-, 5-, 3-yard receptions)  
 OPPONENT — *Never*  
 CHARGERS — *Never*  
 OPPONENT — *Never*

**Four Touchdowns, Individual**

CHARGERS — Austin Ekeler, Nov. 21, 2021 vs. Pittsburgh (10-, 17-yard receptions; 6, 5-yard runs)  
 OPPONENT — Harvey Williams, Nov. 16, 1997 vs. Oakland (8-, 32-yard receptions; 1-, 1-yard runs)  
 CHARGERS — *Never*  
 OPPONENT — *Never*

**Three Touchdowns, Individual**

CHARGERS — Austin Ekeler, Oct. 2, 2022 at Houston (14-yard reception; 10-, 20-yard runs)  
 OPPONENT — Travis Kelce, Nov. 20, 2022 vs. Kansas City (4-, 32-, 17-yard receptions)  
 CHARGERS — *Never*  
 OPPONENT — Sony Michel, *AFC Divisional, Jan. 13, 2019 at New England (1-, 14-, 5-yard runs)*

**FIELD GOALS AND PATS****Six Field Goals Made, Individual**

CHARGERS — Greg Davis, Oct. 5, 1997 at Oakland (30, 22, 38, 43, 33, 33 yards)  
 OPPONENT — Phil Dawson, Nov. 5, 2006 vs. Cleveland (37, 20, 42, 30, 36, 35 yards)  
 CHARGERS — *Never*  
 OPPONENT — *Never*

**Five Field Goals Made, Individual**

CHARGERS — Nate Kaeding, Sept. 10, 2012 at Oakland (23, 28, 19, 41, 45 yards)  
 OPPONENT — Daniel Carlson, Jan. 9, 2022 at Las Vegas (24, 31, 52, 40, 47 yards)  
 CHARGERS — Michael Badgley, *AFC Wild Card, Jan. 6, 2019 at Baltimore (21, 53, 40, 34, 47 yards)*  
 OPPONENT — *Never*

**Four Field Goals Made, Individual**

CHARGERS — Dustin Hopkins, Oct. 17, 2022 vs. Denver (37, 31, 35, 39 yards)  
 OPPONENT — Daniel Carlson, Jan. 9, 2022 at Las Vegas (24, 31, 52, 40, 47 yards)  
 CHARGERS — Michael Badgley, *AFC Wild Card, Jan. 6, 2019 at Baltimore (21, 53, 40, 34, 47 yards)*  
 OPPONENT — *Never*

**50-Yard Field Goal, Individual**

CHARGERS — Dustin Hopkins, Dec. 26, 2021 at Houston (50 yards)  
 OPPONENT — Jason Sanders, Dec. 11, 2022 vs. Miami (55 yards)  
 CHARGERS — Cameron Dicker, *AFC Wild Card, Jan. 14, 2023 at Jacksonville (50 yards)*  
 OPPONENT — Stephen Gostkowski, *AFC Divisional, Jan. 14, 2007 vs. New England (50 yards)*

**Blocked Field Goal Attempt**

- CHARGERS** — Joe Gaziano, Dec. 4, 2022 at Las Vegas (52-yard Daniel Carlson attempt)
- OPPONENT** — Cody Davis, Dec. 6, 2020 vs. New England (58-yard Michael Badgley attempt)
- CHARGERS** — Leroy Jones, AFC Divisional, Jan. 2, 1982 at Miami (34-yard Uwe von Schamann attempt)
- OPPONENT** — Never

**Two-Point Conversion**

- CHARGERS** — Joshua Palmer pass from Chase Daniel, Jan. 8, 2023 at Denver
- OPPONENT** — Clyde Edwards-Helaire pass from Patrick Mahomes, Dec. 16, 2021 vs. Kansas City
- CHARGERS** — Keenan Allen pass from Philip Rivers, AFC Divisional, Jan. 13, 2019 at New England
- OPPONENT** — Trevor Lawrence run, AFC Wild Card, Jan. 14, 2023 at Jacksonville

**Point After Touchdown Missed**

- CHARGERS** — Dustin Hopkins, Dec. 5, 2021 at Cincinnati (First attempt, wide right)
- OPPONENT** — Evan McPherson, Dec. 5, 2021 at Cincinnati (First attempt, wide right)
- CHARGERS** — Rolf Benirschke, AFC Second Round, Jan. 16, 1993 at Miami (First attempt, wide right)
- OPPONENT** — Never

**Blocked Point After Touchdown**

- CHARGERS** — Isaac Rochell, Sept. 27, 2020 vs. Carolina (Joey Slye, first attempt)
- OPPONENT** — Denico Autry, Dec. 31, 2017 vs. Oakland (Nick Rose, third attempt)
- CHARGERS** — Never
- OPPONENT** — Never

**PUNTING****80-Yard Punt**

- CHARGERS** — Never
- OPPONENT** — Dustin Colquitt, Dec. 2, 2007 at Kansas City (81 yards)
- CHARGERS** — Never
- OPPONENT** — Never

**70-Yard Punt**

- CHARGERS** — Mike Scifres, Sept. 21, 2014 at Buffalo (72 yards)
- OPPONENT** — Kevin Huber, Sept. 13, 2020 at Cincinnati (70 yards)
- CHARGERS** — Never
- OPPONENT** — Ray Guy, AFC Championship, Jan. 11, 1981 vs. Oakland (71 yards)

**60-Yard Punt**

- CHARGERS** — JK Scott, Jan. 8, 2023 at Denver (60 yards)
- OPPONENT** — Ryan Stonehouse, Dec. 18, 2022 vs. Tennessee (68 yards)
- CHARGERS** — Mike Scifres, AFC Divisional, Jan. 12, 2014 at Denver (62 yards)
- OPPONENT** — Hunter Smith, AFC Wild Card, Jan. 3, 2009 vs. Indianapolis (63 yards)

**Blocked Punt**

- CHARGERS** — Jerry Attaochu of Drew Butler, Sept. 8, 2014 at Arizona
- OPPONENT** — Miles Killebrew of Ty Long, Nov. 21, 2021 vs. Pittsburgh
- CHARGERS** — Never
- OPPONENT** — Lou Piccone of Rick Partridge, AFC Divisional, Jan. 3, 1981 vs. Buffalo

**10 or More Punts, Individual**

- CHARGERS** — Drew Kaser, Nov. 12, 2017 at Jacksonville (10 punts for 485 yards)
- OPPONENT** — Chad Stanley, Sept. 15, 2002 vs. Houston (10 punts for 406 yards)
- CHARGERS** — Never
- OPPONENT** — Never

**No Punts**

- CHARGERS** — Dec. 26, 2021 at Houston
- OPPONENT** — Sept. 19, 2010 vs. Jacksonville
- CHARGERS** — Never
- OPPONENT** — AFC Divisional, Jan. 12, 2014 at Denver

**OTHER SPECIAL TEAMS****Kickoff Returned for Touchdown**

- CHARGERS** — Andre Roberts, Jan. 2, 2022 vs. Denver (101 yards)
- OPPONENT** — Mecole Hardman, Dec. 29, 2019 at Kansas City (104 yards)
- CHARGERS** — Andre Coleman, Super Bowl XXXIX at Joe Robbie Stadium, Jan. 29, 1995 vs. San Francisco (98 yards)
- OPPONENT** — Never

**Punt Returned for Touchdown**

- CHARGERS** — Desmond King, Oct. 6, 2019 vs. Denver (68 yards)
- OPPONENT** — Gunner Olszewski, Dec. 6, 2020, vs. New England (70 yards)
- CHARGERS** — Wes Chandler, AFC Divisional, Jan. 2, 1982 at Miami (58 yards)
- OPPONENT** — Antonio Holmes, AFC Divisional, Jan. 11, 2009 at Pittsburgh (67 yards)

**Blocked Punt Returned for Touchdown**

- CHARGERS** — Jacob Hester, Oct. 25, 2009 at Kansas City (Recovered own blocked Dustin Colquitt punt in end zone)
- OPPONENT** — Daniel Thomas, Oct. 25, 2020 vs. Jacksonville (Recovered own blocked Ty Long punt, returned recovery 16 yards)
- CHARGERS** — Never
- OPPONENT** — Never

**Recovered Own Outside Kick Attempt**

- CHARGERS** — Darrell Stuckey of Nick Novak kick, Nov. 18, 2012, at Denver
- OPPONENT** — Keion Crossen of Riley Dixon kick, Dec. 12, 2021 vs. New York Giants
- CHARGERS** — Richard Marshall of Nick Novak kick, AFC Divisional, Jan. 12, 2014 at Denver
- OPPONENT** — Never

**OTHER DEFENSE****Shutout Posted**

- CHARGERS** — Oct. 22, 2017 vs. Denver Broncos (21-0 Chargers win)
- OPPONENT** — Dec. 6, 2020 vs. New England (45-0, Patriots win)
- CHARGERS** — AFC Wild Card, Jan. 2, 1993 vs. Kansas City (Chargers win, 17-0)
- OPPONENT** — AFC Divisional, Jan. 10, 1993 at Miami (Dolphins win, 31-0)

**Fumble Returned for Touchdown**

- CHARGERS** — Tevaughn Campbell, Dec. 5, 2021 at Cincinnati (61 yards)
- OPPONENT** — Tyreek Hill, Dec. 11, 2022 vs. Miami (57 yards)
- CHARGERS** — Never
- OPPONENT** — Guy Ruff, AFC Wild Card, Jan. 9, 1983 at Pittsburgh (Recovered opening kickoff fumble in end zone)

**Safety Scored**

- CHARGERS** — Oct. 23, 2022 vs. Seattle (Kenneth Walker III tackled by Sebastian Joseph-Day and Troy Reeder in end zone)
- OPPONENT** — Nov. 22, 2020 vs. N.Y. Jets (Ty Long ran out of bounds out of the back of the end zone)
- CHARGERS** — AFC Divisional, Jan. 8, 1995 vs. Miami (Bernie Parmalee tackled in end zone by Reuben Davis)
- OPPONENT** — Never

**MISCELLANEOUS****No Penalties**

- CHARGERS** — Oct. 9, 2011 at Denver (Chargers win, 29-24)
- OPPONENT** — Dec. 4, 2005 vs. Oakland (Raiders win, 34-10)
- CHARGERS** — Never
- OPPONENT** — AFC Divisional, Jan. 10, 1993 at Miami (Dolphins win, 31-0)

**Game Without Touchdown**

- CHARGERS** — Dec. 6, 2020 vs. New England (Patriots win, 45-0)
- OPPONENT** — Nov. 11, 2018 at Oakland (Chargers win, 20-6)
- CHARGERS** — AFC Championship, Jan. 5, 2008 at New England (Patriots win, 21-12)
- OPPONENT** — AFC Wild Card, Jan. 6, 2008 vs. Tennessee (Chargers win, 17-6)

**50 Points, Game**

- CHARGERS** — Nov. 19, 2017 vs. Buffalo (Chargers win, 54-24)
- OPPONENT** — Oct. 1, 2000 at St. Louis (Rams win, 57-31)
- CHARGERS** — AFL Championship, Jan. 5, 1964 vs. Boston (Chargers win, 51-10)
- OPPONENT** — Never

**40 Points, Game**

- CHARGERS** — Dec. 5, 2021 at Cincinnati (Chargers win, 41-22)
- OPPONENT** — Dec. 26, 2021 at Houston (Texans win, 41-29)
- CHARGERS** — AFC Divisional, Jan. 2, 1982 at Miami (Chargers win, 41-38)
- OPPONENT** — AFC Divisional, Jan. 13, 2019 at New England (Patriots win, 41-28)

**600 Yards Total Offense, Game**

- CHARGERS** — Dec. 20, 1982 vs. Cincinnati (661 yards)
- OPPONENT** — Oct. 1, 2000 at St. Louis (614 yards)
- CHARGERS** — AFL Championship, Jan. 5, 1964 vs. Boston (610 yards)
- OPPONENT** — Never

**500 Yards Total Offense, Game**

- CHARGERS** — Dec. 8, 2019 at Jacksonville (525 yards)
- OPPONENT** — Nov. 21, 2021 vs. Pittsburgh (533 yards)
- CHARGERS** — AFC Divisional, Jan. 2, 1982 at Miami (564 yards)
- OPPONENT** — Never





# **YEAR-BY-YEAR STATISTICS**

**JOEY BOSA ⚡ OLB**



# 2022 FINAL STATISTICS

## (10-7 Overall) Second AFC West - Brandon Staley Home (5-3); Away (5-4)

Date	W/L	Score	Opponent	Att.
09/11	W	24-19	Las Vegas Raiders	70,240
09/15	L	24-27	at Kansas City Chiefs	73,461
09/25	L	10-38	Jacksonville Jaguars	67,964
10/02	W	34-24	at Houston Texans	69,071
10/09	W	30-28	at Cleveland Browns	67,431
10/17	W	19-16 OT	Denver Broncos	70,240
10/23	L	23-37	Seattle Seahawks	70,240
11/06	W	20-17	at Atlanta Falcons	69,299
11/13	L	16-22	at San Francisco 49ers	71,709
11/20	L	27-30	Kansas City Chiefs	70,240
11/27	W	25-24	at Arizona Cardinals	63,628
12/04	L	20-27	at Las Vegas Raiders	62,123
12/11	W	23-17	Miami Dolphins	70,240
12/18	W	17-14	Tennessee Titans	70,240
12/26	W	20-3	at Indianapolis Colts	65,576
01/01	W	31-10	Los Angeles Rams	70,240
01/08	L	28-31	at Denver Broncos	74,035

### AFC Wild Card Playoffs

01/14	L	30-31	at Jacksonville Jaguars	70,250
-------	---	-------	-------------------------	--------

### Team Statistics

	Chargers	Opponent
<b>TOTAL FIRST DOWNS</b>	352	318
Rushing	93	119
Passing	232	175
Penalty	127	24
3rd Down Made/Att	112/257	78/199
3rd Down Pct.	43.6%	39.2%
4th Down Made/Att	15/29	6/15
4th Down Pct.	51.7%	40.0%
<b>TOTAL NET YARDS</b>	6,108	5,884
Avg. Per Game	359.3	346.1
Total Plays	1,154	1,002
Avg. Per Play	5.3	5.9
<b>NET YARDS RUSHING</b>	1,524	2,478
Avg. Per Game	89.6	145.8
Total Rushes	404	457
<b>NET YARDS PASSING</b>	4,584	3,406
Avg. Per Game	269.6	200.4
Sacked/Yards Lost	39/207	40/287
Gross Yards	4,791	3,693
Attempts/Completions	71/485	505/310
Completion Pct.	68.2%	61.4%
Had Intercepted	10	14
<b>PUNTS/AVERAGE</b>	73/43.6	66/48.8
<b>NET PUNTING AVG.</b>	41.5	42.8
<b>PENALTIES/YARDS</b>	19/635	80/762
<b>FUMBLES/BALL LOST</b>	8/19	22/10
<b>TOUCHDOWNS</b>	42	43
Rushing	15	17
Passing	26	24
Returns	1	2
<b>TIME OF POSSESSION</b>	30:29	29:31

### Score by Quarters

Chargers	Q1	Q2	Q3	Q4	OT	PTS.
Opponents	54	193	49	92	3	391
	80	115	90	99	0	384

Scoring	TD	RU	PA	RT	PAT	FG	2Pt	PTS.
A.Ekeler	18	13	5	0	0/0	0/0	0	108
C.Dicker	0	0	0	0	22/22	19/20	0	79
D.Hopkins	0	0	0	0	12/12	9/10	0	39
G.Everett	4	0	4	0	0/0	0/0	1	26
M.Williams	4	0	4	0	0/0	0/0	0	24
K.Allen	4	0	4	0	0/0	0/0	0	24
J.Palmer	3	3	3	0	0/0	1	0	20
D.Carter	3	3	3	0	0/0	0/0	0	18
T.Bertolet	0	0	0	0	6/6	3/3	0	15
Z.Horvath	2	0	2	0	0/0	0/0	0	12
J.Kelley	2	2	0	0	0/0	0/0	0	12
D.Parham	1	0	1	0	0/0	0/0	0	6
B.Callahan	1	0	0	1	0/0	0/0	0	6
S.Joseph	0	0	0	0	0/0	0/0	0	2
<b>Chargers</b>	<b>42</b>	<b>15</b>	<b>26</b>	<b>1</b>	<b>40/40</b>	<b>31/33</b>	<b>2</b>	<b>391</b>
Opponents	43	17	24	2	40/41	28/35	1	384

**2-Pt. Conversions:** G.Everett, J.Palmer; **Chargers 2-2**, Opponents 1-2.

**Sacks:** K.Mack 8.0, M.Fox 6.5, K.Van Noy 5.0, D.Tranquill 5.0, D.James 4.0, J.Bosa 2.5, C.Rumph 2.0, S.Joseph 2.0, A.Johnson 1.0, K.Murray 1.0, J.Tillery 1.0, G.Gaziano 1.0, M.Davis 1.0. **Chargers 40.0**, Opponents 39.0.

**Special Teams Tackles (TT-T-A):** J.Taylor 6-3-3, D.Leonard 5-4-1, C.Rumph 5-1-4, T.Reeder 4-1-3, A.Gilman 3-1-2, N.Niemann 3-0-3, A.Ogbonnima 3-1-2, D.Tuszka 3-1-2, J.Harris 2-0-2, D.Tranquill 2-0-2, N.Adderley 1-1-0, M.Bandy 1-1-0, M.Davis 1-1-0, K.Hall 1-1-0, D.Hopkins 1-0-1, Z.Horvath 1-1-0, R.Layne 1-1-0.

Rushing	No.	Yds.	Avg.	Long	TD
A.Ekeler	204	915	4.5	72t	13
J.Kelley	69	287	4.2	22	2
J.Herbert	54	147	2.7	23	0
S.Michel	36	106	2.9	12	0
L.Spiller	18	41	2.3	11	0
L.Rountree	13	19	1.5	5	0
Z.Horvath	4	8	2.0	3	0
K.Allen	1	8	8.0	8	0
C.Daniel	1	4	4.0	4	0
G.Everett	1	0	0.0	0	0
D.Carter	2	-15	-7.5	-5	0
<b>Chargers</b>	<b>404</b>	<b>1524</b>	<b>3.8</b>	<b>72t</b>	<b>15</b>
Opponents	457	2478	5.4	75t	17

Receiving	No.	Yds.	Avg.	Long	TD
A.Ekeler	107	722	6.7	23	5
J.Palmer	72	759	10.7	50t	3
K.Allen	66	752	11.4	46	4
M.Williams	63	895	14.2	55	4
G.Everett	58	555	9.6	26	4
D.Carter	46	538	11.7	35	3
J.Kelley	14	101	7.2	22	0
D.Parham	10	130	13.0	24	1
M.Bandy	10	89	8.9	25	0
T.McKitty	10	72	7.2	12	0
S.Michel	9	53	5.9	9	0
Z.Horvath	5	8	1.6	5	2
S.Smart	4	17	4.3	8	0
J.Spiller	3	13	4.3	8	0
J.Guyton	2	64	32.0	54	0
L.Rountree	2	14	7.0	13	0
J.Herbert	2	-10	-5.0	-2	0
J.Moore	1	5	5.0	5	0
R.Rodgers	1	4	4.0	4	0
<b>Chargers</b>	<b>485</b>	<b>4791</b>	<b>9.9</b>	<b>55</b>	<b>26</b>
Opponents	310	3693	11.9	60t	24

Interceptions	No.	Yds.	Avg.	Long	TD
B.Callahan	3	37	12.3	26t	1
N.Adderley	2	30	15.0	30	0
A.Samuel	2	11	5.5	11	0
D.James	2	0	0.0	0	0
M.Davis	1	30	30.0	30	0
D.Tranquill	1	20	20.0	20	0
A.Gilman	1	18	18.0	18	0
K.Murray	1	16	16.0	16	0
S.Joseph	1	4	4.0	4	0
<b>Chargers</b>	<b>14</b>	<b>166</b>	<b>11.9</b>	<b>30</b>	<b>1</b>
Opponents	10	140	14.0	99t	1

Punting	No.	Yds.	Avg.	Net	TB	I-20	Lg.	B
J.Scott	73	3186	43.6	41.5	5	28	60	0
<b>Chargers</b>	<b>73</b>	<b>3186</b>	<b>43.6</b>	<b>41.5</b>	<b>5</b>	<b>28</b>	<b>60</b>	<b>0</b>
Opponents	66	3223	48.8	42.8	3	26	74	0

Punt Returns	Ret.	FC	Yds.	Avg.	Lg.	TD
D.Carter	29	17	339	11.7	28	0
<b>Chargers</b>	<b>29</b>	<b>17</b>	<b>339</b>	<b>11.7</b>	<b>28</b>	<b>0</b>
Opponents	19	33	58	3.1	15	0

Kickoff Returns	Ret.	Yds.	Avg.	Long	TD
D.Carter	26	497	19.1	33	0
J.Kelley	1	15	15.0	15	0
<b>Chargers</b>	<b>27</b>	<b>512</b>	<b>18.9</b>	<b>33</b>	<b>0</b>
Opponents	15	317	21.1	31	0

Field Goals	1-19	20-29	30-39	40-49	50+
C.Dicker	0/0	6/6	7/7	6/6	0/1
D.Hopkins	0/0	2/2	6/6	1/2	0/0
T.Bertolet	0/0	3/3	0/0	0/0	0/0
<b>Chargers</b>	<b>0/0</b>	<b>10/11</b>	<b>13/13</b>	<b>7/8</b>	<b>0/0</b>

Dicker: (31G, 37G) (47G, 25G, 40G) (46G, 21G) (26G) (37G, 34G, 52N) (33G, 31G, 28G) (43G) (24G, 21G) (40G) (48G, 36G) (22G, 23G, 50G, 40N). Hopkins: (43G, 49N) (31G) (25G) (23G) (37G) (37G, 31G, 35G, 39G). Bertolet: (28G, 25G, 27G).

**Defensive Tackles (TT-T-A-SK-TFL-GB Hits-INT-PD-FF-FR):** Tranquill 144-93-51-10-6-14-0, James 115-64-51-4-5-2-6-2-0, Murray 76-50-26-1-7-4-1-3-1-0, Davis 61-47-14-1-2-11-15-0-0, Adderley 61-38-23-0-10-2-4-1-0, Samuel 57-48-9-0-1-0-2-11-0-1, Joseph-Day 56-27-29-2-9-6-1-1-1, Gilman 55-34-21-0-0-1-3-1-1, Mack 50-33-17-8-12-12-0-2-2, Callahan 47-34-13-0-2-2-3-0-0, Van Noy 46-30-16-6-5-9-9-0-3-1-2, Fox 38-24-14-6-5-8-11-0-0-0, Fehoko 23-10-13-0-1-0-0-0-0, Johnson 22-16-6-1-3-3-0-1-0, Taylor 16-10-6-0-0-0-1-0-0, Jackson 15-12-3-0-0-0-0-0-0-0, Ogbonnia 14-13-1-0-1-0-0-0-0, Covington 12-3-9-0-1-0-0-0-0-0, Tuszka 11-6-5-0-0-0-0-0-0, Bosa 10-8-2-2-5-3-6-0-0-0, Rumph 10-6-4-2-2-6-0-1-0-0, Gaziano 8-6-2-1-1-1-0-0-0, Tillery 8-5-1-0-2-0-0-1-0, Troy Rieder 7-5-2-0-0-0-1-1-0, Hinton 3-1-2-0-0-1-0-0-0-0, Ogbonnima 3-1-2-0-0-0-0-0-0-0, Woods 3-2-1-0-0-0-0-0-0-0, Moe 2-2-0-0-0-0-0-0-0-0, Davison 1-1-0-0-0-0-0-0-0-0, Layne 1-1-0-0-0-0-0-0-0-0, Deane Leonard 0-0-0-0-0-0-0-0-0-0.

Passing	Att.	Comp.	Yds.	Comp.%	Yds./Att.	TD	TD%	Int.	Int.%	Long	Sack/Lost	Rating
J.Herbert	699	477	4739	68.2%	6.8	25	3.6%	10	1.4%	55	38/206	93.1
C.Daniel	12	8	52	66.7%	4.3	1	8.3%	0	0.0%	13	1/1	103.5
<b>Team</b>	<b>711</b>	<b>485</b>	<b>4791</b>	<b>68.2%</b>	<b>6.7</b>	<b>26</b>	<b>3.7%</b>	<b>10</b>	<b>1.4%</b>	<b>55</b>	<b>39/207</b>	<b>93.3</b>
Opponents	505	310	3693	61.4%	7.3	24	4.8%	14	2.8%	60t	40/287	88.0

COMMUNITY

FRONT OFFICE

VETERANS

DRAFT PICKS & FREE AGENTS

2022 IN REVIEW

2022 STATISTICS

GENERAL INFORMATION



# 2020 FINAL STATISTICS

## (7-9 Overall) Third AFC West - Anthony Lynn Home (4-4); Away (3-5)

Date	W/L	Score	Opponent	Att.
09/13	W	16-13	at Cincinnati	—
09/20	L	20-23 OT	Kansas City	—
09/27	L	16-21	Carolina	—
10/04	L	31-38	at Tampa Bay	6,383
10/12	L	27-30 OT	at New Orleans	749
10/25	W	39-29	Jacksonville	—
11/01	L	30-31	at Denver	5,231
11/08	L	26-31	Las Vegas	—
11/15	L	21-29	at Miami	12,751
11/22	W	34-28	N.Y. Jets	—
11/29	L	17-27	at Buffalo	—
12/06	L	0-45	New England	—
12/13	W	20-17	Atlanta	—
12/17	W	30-27 OT	at Las Vegas	—
12/27	W	19-16	Denver	—
01/03	W	38-21	at Kansas City	13,240

Team Statistics		Chargers		Opponent	
<b>TOTAL FIRST DOWNS</b>					
Rushing	373	324			
Passing	111	112			
Penalty	226	186			
	36	26			
3rd Down: Made/Att	99/224	89/204			
3rd Down Pct.	44.2%	43.6%			
4th Down: Made/Att	12/25	10/15			
4th Down Pct.	48.0%	66.7%			
<b>TOTAL NET YARDS</b>					
Avg. Per Game	6,113	5,495			
Total Plays	382.1	343.4			
Avg. Per Play	1127	997			
<b>NET YARDS RUSHING</b>					
Avg. Per Game	5.4	5.5			
Total Rushes	1784	1917			
NET YARDS PASSING	466	119.8			
Avg. Per Game	4329	3578			
Sacked/Yards Lost	270.6	223.6			
Gross Yards	34/219	27/137			
Attempts/Completions	627/413	543/340			
Completion Pct.	65.9%	62.6%			
Had Intercepted	10	12			
<b>PUNTS/AVERAGE</b>					
NET PUNTING AVG.	60/44.5	61/47.4			
PENALTIES/YARDS	34.1	42.2			
FUMBLES/BALL LOST	85/710	94/869			
TOUCHDOWNS	16/6	15/7			
Rushing	45	49			
Passing	31	29			
Returns	2	3			
TIME OF POSSESSION	31:14	28:46			

Score by Quarters	Q1	Q2	Q3	Q4	OT	PTS.
Chargers	73	146	89	70	6	384
Opponents	84	111	102	120	9	426

Scoring	TD	RU	PA	RT	PAT	FG	S	PTS.
M.Badgley	0	0	0	0	36/39	24/33	0	108
K.Allen	8	0	8	0	0/0	0/0	1	50
M.Williams	5	0	5	0	0/0	0/0	0	30
J.Herbert	5	0	0	0	0/0	0/0	0	30
H.Henry	4	0	4	0	0/0	0/0	0	24
K.Ballage	3	3	0	0	0/0	0/0	0	18
D.Parham	3	0	3	0	0/0	0/0	0	18
J.Guyton	3	0	3	0	0/0	0/0	0	18
T.Johnson	3	0	3	0	0/0	0/0	0	18
A.Ekeler	3	1	2	0	0/0	0/0	0	18
G.Nabers	2	0	2	0	0/0	0/0	0	12
J.Kelley	2	2	0	0	0/0	0/0	0	12
J.Reed	1	1	0	0	0/0	0/0	0	6
T.Campbell	1	0	0	1	0/0	0/0	0	6
V.Green	1	0	1	0	0/0	0/0	0	6
M.Davis	1	0	1	0	0/0	0/0	0	6
J.Jackson	0	0	0	0	0/0	0/0	1	2
J.Rochell	0	0	0	0	0/0	0/0	0	2
Opponents	45	12	31	2	36/39	24/33	2	384

2-P. Conversions: K.Allen, J.Jackson. Chargers 2-5, Opponents 3-5.

Sacks: J.Bosa 7.5, U.Nwosu 4.5, J.Tillery 3.0, I.Rochell 2.5, N.Vigil 2.0, D.Perryman 1.0, R.Jenkins 1.0, J.Jones 1.0, K.Murray 1.0, D.Square 1.0, D.King 1.0, K.White 0.5, J.Adadue 0.5, C.Harris 0.5. Chargers 27.0, Opponents 40.0.

Special Teams Tackles (TT-T-A): Facyson 9-7-2, Vigil 8-3-5, Bello 7-5-2, Anderson 5-3-2, Egbule 5-4-1, Jefferson 5-3-2, Nabers 5-3-2, Adadue 4-1-3, Gilman 4-4-0, Long 4-3-1, Mazza 4-1-3, Campbell 3-2-1, Jackson 3-1-2, Jenkins 3-2-1, Nwosu 3-3-0, Reed 3-2-1, Christiansen 2-1-1, Rochell 2-1-1, Davis 1-0-1, Guyton 1-1-0, Kelley 1-1-0, King 1-1-0, Lemonier 1-1-0, Watkins 1-1-0.

Passing	Att.	Comp.	Yds.	Comp.%	Yds./Att.
J.Herbert	595	396	4336	66.6%	7.3
T.Taylor	30	16	208	53.3%	6.9
E.Stick	1	1	4	100.0%	4.0
K.Allen	1	0	0	0.0%	0.0
Chargers	627	413	4548	65.9%	7.2
Opponents	543	340	3715	62.6%	6.8

Rushing	No.	Yds.	Avg.	Long	TD
A.Ekeler	116	530	4.6	27	1
J.Kelley	111	354	3.2	33	2
K.Ballage	88	290	3.3	17	3
J.Jackson	59	270	4.6	36	0
J.Herbert	55	234	4.3	31	5
T.Pope	15	76	5.1	26	0
J.Reed	5	29	5.8	8	1
T.Johnson	3	7	2.3	7	0
T.Taylor	2	12	6.0	4	0
G.Nabers	2	7	3.5	4	0
M.Williams	1	1	1.0	1	0
J.Guyton	2	0	0.0	0	0
K.Allen	1	-1	-1.0	-1	0
E.Stick	1	-2	-2.0	-2	0
T.Long	1	-28	-28.0	-28	0
Chargers	466	1784	3.8	36	12
Opponents	427	1917	4.5	55t	17

Receiving	No.	Yds.	Avg.	Long	TD
K.Allen	100	992	9.9	28	8
H.Henry	60	613	10.2	33	4
A.Ekeler	54	403	7.5	28	2
M.Williams	48	756	15.8	64t	5
J.Guyton	28	511	18.3	72t	3
J.Kelley	23	148	6.4	35	0
T.Johnson	20	398	19.9	55	3
K.Ballage	20	99	5.0	16	0
J.Jackson	19	173	9.1	34	0
D.Parham	10	159	15.9	26	3
S.Anderson	8	106	13.3	23	0
T.Pope	8	42	5.3	11	0
K.Hill	7	73	10.4	25	0
G.Nabers	5	25	5.0	9	2
V.Green	3	50	16.7	26t	1
Chargers	413	4548	11.0	72t	31
Opponents	340	3715	10.9	54t	29

Interceptions	No.	Yds.	Avg.	Long	TD
M.Davis	3	86	28.7	78t	1
R.Jenkins	2	23	11.5	23	0
C.Harris	1	51	51.0	51	0
N.Alderley	1	39	39.0	39	0
C.Hayward	1	9	9.0	9	0
T.Campbell	1	6	6.0	6t	1
J.Adadue	1	3	3.0	3	0
M.Williams	1	0	0.0	0	0
M.Ingram	1	0	0.0	0	0
Chargers	12	217	18.1	78t	2
Opponents	10	146	14.6	66	0

Punting	No.	Yds.	Avg.	Net	TB	I-20	Lg.	B
T.Long	57	2669	46.8	34.1	3	12	63	3
Chargers	60	2669	44.5	34.1	3	12	63	3
Opponents	61	2893	47.4	42.2	11	26	70	0

Punt Returns	Ret.	Yds.	Avg.	Lg.	TD
K.Hill	12	11	83	6.9	3
D.King	6	4	17	2.8	7
Chargers	18	15	100	5.6	30
Opponents	37	8	564	15.2	70t

Kickoff Returns	Ret.	Yds.	Avg.	Long	TD
J.Reed	21	435	20.7	46	0
N.Alderley	11	318	28.9	76	0
T.Johnson	6	111	18.5	26	3
J.Kelley	2	39	19.5	21	0
T.Pope	1	14	14.0	14	0
T.Pope	1	7	7.0	7	0
Chargers	42	924	22.0	76	0
Opponents	34	913	26.9	44	0

Field Goals	1-19	20-29	30-39	40-49	50+
M.Badgley	0/0	8/8	6/6	8/13	2/6
Chargers	0/0	8/8	6/6	8/13	2/6
Opponents	0/0	6/6	9/11	6/8	7/7

Badgley: (24G, 43G, 50N, 22G) (41G, 23G) (41G) (53G, 47N) (50N) (35G, 48N, 35G) (52G, 47G, 33G, 21G) (48N, 52G, 29G) (1) (44G, 23G, 27N) (48N, 58N) (25G, 43G) (22G, 47N, 51N) (37G, 43G, 56G, 37G) (0).

Defensive Tackles (TT-T-A-SK-TFL-QB Hits-INT-PD-FF-FR): Murray 107-61-39-10-5-1-0-3-0-0, Jenkins 81-55-25-10-4-1-2-4-0-0, White 77-45-27-0-5-4-3-0-0-0, Adley 69-56-11-0-0-1-1-3-1-0-1, Davis 63-46-15-0-0-2-0-3-14-0-0, Joseph 62-30-29-0-3-2-0-0-0-0, Perryman 48-24-23-1-0-3-2-0-1-1-0, Vigil 42-24-16-2-0-3-0-0-1-1-2, Hayward 41-36-5-0-0-0-1-8-0-0, Bosa 39-24-10-7-5-15-27-0-1-1, Harris 37-25-12-5-11-2-0-0, Jones 34-14-15-1-0-5-4-0-0-0-0, Tillery 30-18-13-3-14-0-2-2-1, Nwosu 30-16-13-4-5-11-0-2-0-0, Rochell 27-13-15-2-1-3-0-1-0-0, King 23-14-5-1-0-1-0-0-0-0, Square 20-8-11-0-1-2-0-0-0-0, Campbell 19-14-5-0-0-0-1-1-3-1-0, Adadue 17-11-5-0-5-0-1-1-2-0-0, Ingram 10-4-5-0-0-0-0-5-1-2-0-0, Facyson 7-6-1-0-0-0-0-0-0-0-0, Watkins 7-7-0-0-0-0-0-0-0-0, Broughton 4-0-4-0-0-0-0-0-0-0, Gilman 3-1-2-0-0-0-0-0-0-0, Egbule 2-0-2-0-0-0-0-0-0-0-0, Tranquilli 1-1-0-0-0-0-0-0-0-0-0, Gazzino 1-0-1-0-0-0-0-0-0-0-0, Lemonier 1-0-1-0-0-0-0-0-0-0-0-0.

COMMUNITY FRONT OFFICE VETERANS RETIREES & FREE AGENTS 2022 IN REVIEW STATISTICS GENERAL INFORMATION

# 2019 FINAL STATISTICS

(5-11 Overall) Fourth AFC West - Anthony Lynn  
Home (2-6); Away (3-5)

Date	W/L	Score	Opponent	Att.
09/08	W	30-24	OT Indianapolis	25,363
09/15	L	10-13	at Detroit	60,158
09/22	L	20-27	Houston	25,349
09/29	W	30-10	at Miami	64,278
10/06	L	13-20	Denver	25,357
10/13	L	17-24	Pittsburgh	25,425
10/20	L	20-23	at Tennessee	62,431
10/27	W	17-16	at Chicago	61,632
11/03	W	26-11	Green Bay	25,435
11/07	L	24-26	at Oakland	51,954
11/18	L	17-24	Kansas City	76,252
12/01	L	20-23	at Denver	74,638
12/08	W	45-10	at Jacksonville	57,866
12/15	L	10-39	Minnesota	25,446
12/22	L	17-24	Oakland	25,380
12/29	L	21-31	at Kansas City	73,680

Team Statistics		Chargers	Opponent
TOTAL FIRST DOWNS		348	285
Rushing		90	101
Passing		220	156
Penalty		39	28
3rd Down: Made/Att		86/195	88/195
3rd Down Pct.		44.3%	45.1%
4th Down: Made/Att		10/18	8/13
4th Down Pct.		55.6%	61.5%
TOTAL NET YARDS		5879	5009
Avg. Per Game		367.4	313.1
Total Plays		997	923
Avg. Per Play		5.9	5.4
NET YARDS RUSHING		1453	1805
Avg. Per Game		90.8	112.8
Total Rushes		366	429
NET YARDS PASSING		4426	3204
Avg. Per Game		276.6	200.3
Sacked/Yards Lost		34/222	30/190
Gross Yards		4648	3394
Attempts/Completions		597/394	464/328
Completion Pct.		66.0%	70.7%
Had Intercepted		20	11
PUNTS/AVERAGE		48/47.0	60/44.4
NET PUNTING AVG.		48/40.9	60/41.4
PENALTIES/YARDS		103/872	108/959
FUMBLES/BALL LOST		21/11	16/3
TOUCHDOWNS		37	40
Rushing		12	15
Passing		24	21
Returns		1	4
TIME OF POSSESSION		30:37	29:23

Score by Quarters		Q1	Q2	Q3	Q4	OT	PTS.
Chargers		53	115	69	94	6	337
Opponents		87	89	88	81	0	345

Scoring	TD	RU	PA	RT	PAT	FG	S	PTS.
A.Ekeler	11	3	8	0	0/0	0/0	0	66
M.Badgley	0	0	0	0	19/19	13/16	0	58
M.Gordon	9	8	1	0	0/0	0/0	0	54
K.Allen	6	0	0	0	0/0	0/0	0	36
H.Henry	5	0	5	0	0/0	0/0	0	32
T.Long	0	0	0	0	7/7	7/9	0	30
C.McLaughlin	0	0	0	0	9/9	6/9	9	25
M.Williams	2	0	2	0	0/0	0/0	0	12
V.Green	1	0	1	0	0/0	0/0	0	6
D.King	1	0	1	0	0/0	0/0	0	6
T.Pope	1	0	1	0	0/0	0/0	0	6
D.Watt	1	0	1	0	0/0	0/0	0	6
<b>Chargers</b>	<b>37</b>	<b>12</b>	<b>24</b>	<b>1</b>	<b>35/35</b>	<b>26/34</b>	<b>0</b>	<b>337</b>
<b>Opponents</b>	<b>40</b>	<b>15</b>	<b>21</b>	<b>4</b>	<b>32/38</b>	<b>23/33</b>	<b>0</b>	<b>345</b>

2-Pt. Conversions: H.Henry, Chargers 1-1, Opponents 2-2.

Sacks: J.Bosa 11.5, M.Ingram 7.0, D.King 2.5, U.Nwosu 2.0, J.Tillery 2.0, T.Davis 1.0, B.Mebane 1.0, I.Rochell 1.0, R.Teamer 1.0, Team 1.0. **Chargers 30**, Opponents 34

Special Teams Tactics (T-A-TT): Watt 16-13-3, Tranquill 11-11-0, Dzubnar 8-3-5, Facyson 6-5-1, Brown 5-4-1, G.Davis 5-5-0, Nwosu 4-2-2, Phillips 4-2-2, Pope 4-3-1, Watkins 3-2-1, Adlerley 2-2-0, Egbule 2-2-0, Moore 2-0-2, Patton 2-1-1, Rochell 2-0-2, Jenkins 1-0-1, King 1-1-0, Luani-1-0-1, Mazza 1-1-0.

Rushing	No.	Yds.	Avg.	Long	TD
M.Gordon	162	612	3.8	24	8
A.Ekeler	132	557	4.2	35	3
J.Jackson	29	200	6.9	40	0
P.Rivers	12	29	2.4	12	0
T.Pope	10	20	2.0	8	0
K.Allen	3	16	5.3	18	0
D.Watt	7	10	1.4	3	1
T.Taylor	10	7	0.7	9	0
M.Williams	1	2	2.0	2	0
<b>Chargers</b>	<b>366</b>	<b>1453</b>	<b>4.0</b>	<b>40</b>	<b>12</b>
<b>Opponents</b>	<b>429</b>	<b>1805</b>	<b>4.2</b>	<b>84t</b>	<b>15</b>

Receiving	No.	Yds.	Avg.	Long	TD
K.Allen	104	1199	11.5	46	6
A.Ekeler	92	993	10.8	84t	8
H.Henry	55	652	11.9	30t	5
M.Williams	49	1001	20.4	56	2
M.Gordon	42	296	7.0	25	1
V.Green	9	79	8.7	15	1
J.Jackson	9	22	2.4	9	0
D.Inman	8	132	16.5	28	0
A.Patton	6	56	9.3	15	0
T.Benjamin	6	30	5.0	13	0
L.Kendricks	3	50	16.7	24	0
G.Davis	3	38	12.7	19	0
D.Watt	3	32	10.7	21	0
J.Moore	2	43	21.5	32	0
T.Pope	2	14	7.0	13t	1
S.Culkin	1	12	12.0	12	0
<b>Chargers</b>	<b>394</b>	<b>4648</b>	<b>11.8</b>	<b>84t</b>	<b>24</b>
<b>Opponents</b>	<b>328</b>	<b>3394</b>	<b>10.3</b>	<b>70t</b>	<b>21</b>

Interceptions	No.	Yds.	Avg.	Long	TD
R.Jenkins	3	10	3.3	8	0
C.Hayward	2	37	18.5	37	0
M.Davis	2	15	7.5	15	0
M.Ingram	1	9	9.0	9	0
R.Teamer	1	3	3.0	3	0
D.Perryman	1	0	0.0	0	0
K.White	1	0	0.0	0	0
<b>Chargers</b>	<b>11</b>	<b>74</b>	<b>6.7</b>	<b>37</b>	<b>0</b>
<b>Opponents</b>	<b>20</b>	<b>274</b>	<b>13.7</b>	<b>59</b>	<b>1</b>

Punting	No.	Yds.	Avg.	Net	TB	I-20	Lg.	B
T.Long	48	2256	47.0	40.9	2	17	60	0
<b>Chargers</b>	<b>48</b>	<b>2256</b>	<b>47.0</b>	<b>40.9</b>	<b>2</b>	<b>17</b>	<b>60</b>	<b>0</b>
<b>Opponents</b>	<b>60</b>	<b>2663</b>	<b>44.4</b>	<b>41.4</b>	<b>3</b>	<b>29</b>	<b>74</b>	<b>0</b>

Punt Returns	Ret.	FC	Yds.	Avg.	Lg.	TD
D.King	21	11	118	5.6	68t	1
T.Pope	1	6	0	0.0	0	0
<b>Chargers</b>	<b>22</b>	<b>17</b>	<b>118</b>	<b>5.4</b>	<b>68t</b>	<b>1</b>
<b>Opponents</b>	<b>33</b>	<b>8</b>	<b>252</b>	<b>7.6</b>	<b>24</b>	<b>0</b>

Kickoff Returns	Ret.	Yds.	Avg.	Long	TD
D.King	16	331	20.7	43	0
T.Pope	14	288	20.6	34	0
J.Jackson	5	107	21.4	28	0
<b>Chargers</b>	<b>35</b>	<b>726</b>	<b>20.7</b>	<b>43</b>	<b>0</b>
<b>Opponents</b>	<b>36</b>	<b>883</b>	<b>24.5</b>	<b>104t</b>	<b>1</b>

Field Goals	1-19	20-29	30-39	40-49	50+
M.Badgley	0/0	5/5	2/2	6/8	0/1
T.Long	0/0	0/0	2/3	4/5	1/1
C.McLaughlin	0/0	2/2	2/2	1/4	1/1
<b>Chargers</b>	<b>0/0</b>	<b>7/7</b>	<b>6/7</b>	<b>11/17</b>	<b>2/3</b>
<b>Opponents</b>	<b>1/1</b>	<b>7/8</b>	<b>3/4</b>	<b>9/12</b>	<b>3/8</b>

Badgley: 0 (0) 0 (0) 0 (0) (29G, 40G, 34G, 43G, 44N) (27G) (27G, 40N, 26G, 49G) (30G, 55N, 46G) (40G) (41G) (27G) (1).

Long: (40G), (39G, 39N, 41N) (34G, 43G) (44G, 45G, 51G) 0 (0) 0 (0) 0 (0) 0 (0) 0 (0).

Defensive Tackles (T-A-TT-SK-TFL-QB Hits-INT-PD-PF-FR): T.Davis 65-47-112-10-3-2-0-2-0-0, Perryman 50-18-68-0-0-5-0-1-1-1-0, Bosa 47-20-67-11-5-18-31-0-0-1-0, Tranquill 50-14-64-0-0-4-0-0-1-0-0, Jenkins 34-19-53-0-2-0-3-4-0-0, King 39-11-50-2-5-4-0-0-2-1-1, Ingram 39-9-48-7-0-11-12-1-5-1-1, White 25-15-40-0-0-1-1-2-0-0, Teamer 30-10-40-1-0-1-1-1-2-0-0, M.Davis 31-8-39-0-0-0-0-2-9-0-0, Facyson 25-10-35-0-0-2-0-0-1-0-1-0-0, James 23-11-34-0-0-3-0-0-1-0-0, Hayward 28-4-32-0-0-2-0-2-0-0-0, Phillips 22-10-32-0-1-0-1-0-0-0-0, Jones 18-12-30-0-0-2-3-0-1-1-0, Mebane 15-17-27-1-0-1-2-0-0-0-0, Square 15-12-27-0-0-1-1-0-2-0-0, Nwosu 21-6-27-2-0-5-7-0-1-1-0, Watkins 18-26-0-0-1-0-0-0-0, Tillery 9-8-17-2-0-3-0-0-0-0, Rochell 3-12-17-1-0-1-1-0-1-0-0, Brown 4-1-5-0-0-0-0-0-0-1-0, Broughton 4-1-5-0-0-0-0-0-0-0-0, Williams 2-3-5-0-0-0-0-0-0-0-0, Egbule 2-0-2-0-0-0-0-0-0-0-0, McGill 0-2-2-0-0-0-0-0-0-0-0-0, Guyton 1-0-1-0-0-0-0-0-0-0-0, Kendricks 0-0-0-0-0-0-0-0-0-0-1-0.

Passing	Att.	Comp.	Yds.	Comp.%	Yds./Att.	TD	TD%	Int.	Int.%	Long	Sack/Lost	Rating
P.Rivers	591	390	4615	66.0%	7.81	23	3.9%	20	3.4%	84t	34/222	88.5
T.Taylor	6	4	33	66.7%	5.50	1	16.7%	0	0.0%	14t	0/0	120.1
<b>Chargers</b>	<b>597</b>	<b>394</b>	<b>4648</b>	<b>66.0%</b>	<b>7.79</b>	<b>24</b>	<b>4.0%</b>	<b>20</b>	<b>3.4%</b>	<b>84t</b>	<b>34/222</b>	<b>89.0</b>
<b>Opponents</b>	<b>464</b>	<b>328</b>	<b>3394</b>	<b>70.7%</b>	<b>7.31</b>	<b>21</b>	<b>4.5%</b>	<b>11</b>	<b>2.4%</b>	<b>70t</b>	<b>30/190</b>	<b>96.7</b>

# 2018 FINAL STATISTICS

(12-4 Overall) Second AFC West - Anthony Lynn  
Home (5-3); Away (7-1)

Date	W/L	Score	Opponent	Att.
09/09	L	28-38	Kansas City	25,351
09/16	W	31-20	at Buffalo	69,187
09/23	L	23-35	at L.A. Rams	68,947
09/30	W	29-27	San Francisco	25,397
10/07	W	26-10	Oakland	25,362
10/14	W	38-14	at Cleveland	67,431
10/21	W	20-19	Tennessee	84,301
11/04	W	25-17	at Seattle	68,989
11/11	W	20-6	at Oakland	54,750
11/18	L	22-23	Denver	25,462
11/25	W	45-10	Arizona	25,343
12/02	W	33-30	at Pittsburgh	61,069
12/09	W	26-21	Cincinnati	25,358
12/13	W	29-28	at Kansas City	75,091
12/22	L	10-22	Baltimore	25,571
12/30	W	23-9	at Denver	75,947

**AFC Wild Card Playoffs**

01/06 W 23-17 at Baltimore 70,432

**AFC Divisional Playoffs**

01/13 L 28-41 at New England 65,878

Total First Downs	Chargers	Opponent
Rushing	100	101
Passing	213	178
Penalty	25	32
3rd Down Made/Att	70/177	79/202
3rd Down Pct.	39.5%	39.1%
4th Down Made/Att	7/8	11/20
4th Down Pct.	87.5%	55.0%
TOTAL NET YARDS	5962	5339
Avg. Per Game	372.6	333.7
Total Plays	945	981
Avg. Per Play	6.3	5.4
NET YARDS RUSHING	1873	1693
Avg. Per Game	117.1	105.8
Total Rushes	399	395
NET YARDS PASSING	4089	3646
Avg. Per Game	255.6	227.9
Sacked/Yards Lost	34/227	38/240
Gross Yards	4316	3886
Attempts/Completions	512/348	548/351
Completion Pct.	68.0%	64.1%
Had Intercepted	12	13
PUNTS/AVERAGE	62/42.6	67/47.7
NET PUNTING AVG.	62/37.2	67/40.6
PENALTIES/YARDS	113/967	103/828
FUMBLES/BALL LOST	17/17	18/17
TOUCHDOWNS	51	38
Rushing	16	11
Passing	32	23
Returns	3	4
TIME OF POSSESSION	30:43	29:17

**Score by Quarters**

Chargers	Q1	Q2	Q3	Q4	OT	PTS.
Opponents	78	151	99	100	0	428
Chargers	98	66	73	92	3	329

Scoring	TD	RU	PA	RT	PAT	FG	S	PTS.
M.Gordon	14	10	4	0	0/0	0/0	0	88
M.Badgley	0	0	0	0	27/28	15/16	0	72
M.Williams	11	1	10	0	0/0	0/0	0	68
K.Allen	6	0	6	0	0/0	0/0	0	38
C.Sturgis	0	0	0	0	9/15	9/13	0	36
A.Ekeler	6	3	3	0	0/0	0/0	0	36
T.Williams	5	0	0	0	0/0	0/0	0	30
A.Gates	2	0	2	0	0/0	0/0	0	16
D.King	2	0	2	0	0/0	0/0	0	12
J.Jackson	2	2	0	0	0/0	0/0	0	12
V.Green	1	0	1	0	0/0	0/0	0	6
T.Benjamin	1	0	1	0	0/0	0/0	0	6
K.Emanuel	1	0	1	0	0/0	0/0	0	6
<b>Chargers</b>	<b>51</b>	<b>16</b>	<b>32</b>	<b>3</b>	<b>36/43</b>	<b>24/29</b>	<b>0</b>	<b>428</b>
<b>Opponents</b>	<b>38</b>	<b>11</b>	<b>23</b>	<b>4</b>	<b>30/31</b>	<b>23/30</b>	<b>0</b>	<b>329</b>

2-Pt. Conversions: Gates 2, Gordon 2, Allen, M. Williams **Chargers 6-8**, Opponents 1-7

**Sacks:** M.Ingram 7.0, J.Bosa 5.5, I.Rochell 5.0, D.Philon 4.0, D.James 3.5, N.Nwosu 3.5, D.Square 3.0, C.Liuget 1.5, J.Addae 1.0, J.Brown 1.0, B.Mebane 1.0, K.Emanuel 1.0, J.Jones 0.5, R.Jenkins 0.5 **Chargers 38**, Opponents 33

**Special Teams Tackles (T-A-TT):** Phillips 11-6-17, Dzubnar 6-4-10, Nwosu 6-4-10, Jenkins 5-5-10, Ekeler 8-0-8, G. Davis 3-5-8, M. Davis 5-1-6, Richards 4-1-5, Watt 2-3-5, Brown 2-2-4, Emanuel 2-2-4, Facyson 2-1-3, Johnson 2-1-3, Newsome 2-1-3, Pullard 2-1-3, Wilson 2-0-2, Badgley 1-1-2, King 1-0-1, Sturgis 1-0-1

Passing	Att.	Comp.	Yds.	Comp.%	Yds./Att.
P.Rivers	508	347	4308	68.3%	8.5
G.Smith	4	1	8	25.0%	2.0
K.Allen	0	0	0	0.0%	0.0
Chargers	<b>512</b>	<b>348</b>	<b>4316</b>	<b>68.0%</b>	<b>8.4</b>
Opponents	<b>548</b>	<b>351</b>	<b>3886</b>	<b>64.1%</b>	<b>7.1</b>

Rushing	No.	Yds.	Avg.	Long	TD
M.Gordon	175	885	5.1	34t	10
A.Ekeler	106	554	5.2	41	3
J.Allen	50	206	4.1	20	2
K.Jackson	9	75	8.3	28	0
D.Newsome	11	49	4.5	16	0
T.Benjamin	7	41	5.9	19	0
M.Williams	7	28	4.0	19t	1
T.Williams	2	15	7.5	14	0
D.Watt	4	11	2.8	8	0
P.Rivers	18	7	0.4	7	0
G.Smith	8	2	0.3	9	0
M.Ingram	1	0	0.0	0	0
J.Jones	1	0	0.0	0	0
<b>Chargers</b>	<b>399</b>	<b>1873</b>	<b>4.7</b>	<b>41</b>	<b>16</b>
<b>Opponents</b>	<b>395</b>	<b>1693</b>	<b>4.3</b>	<b>43</b>	<b>11</b>

Receiving	No.	Yds.	Avg.	Long	TD
K.Allen	97	1196	12.3	54	6
M.Gordon	50	490	9.8	66t	4
M.Williams	43	664	15.4	55t	10
T.Williams	41	653	15.9	75t	5
A.Ekeler	39	404	10.4	44t	3
A.Gates	28	333	11.9	27	2
V.Green	19	210	11.1	26	1
J.Jackson	15	135	9.0	19	0
T.Benjamin	12	186	15.5	46t	1
D.Newsome	2	19	9.5	11	0
S.Culkin	1	24	24.0	24	0
D.Watt	1	2	2.0	2	0
G.Davis	0	0	0.0	0	0
<b>Chargers</b>	<b>348</b>	<b>4316</b>	<b>12.4</b>	<b>75t</b>	<b>32</b>
<b>Opponents</b>	<b>351</b>	<b>3886</b>	<b>11.1</b>	<b>82t</b>	<b>23</b>

Interceptions	No.	Yds.	Avg.	Long	TD
D.King	3	75	25.0	42t	1
D.James	3	30	10.0	23	0
T.Williams	1	86	86.0	86	0
J.Addae	1	19	19.0	19	0
D.Perryman	1	16	16.0	16	0
K.White	1	9	9.0	9	0
M.Ingram	1	8	8.0	8	0
I.Rochell	1	4	4.0	4	0
A.Phillips	0	0	0.0	0	0
<b>Chargers</b>	<b>13</b>	<b>247</b>	<b>19.0</b>	<b>86</b>	<b>1</b>
<b>Opponents</b>	<b>12</b>	<b>87</b>	<b>7.3</b>	<b>42</b>	<b>1</b>

Punting	No.	Yds.	Avg.	Net	TB	I-20	Lg.	B
D.Jones	47	1990	42.3	38.0	3	15	59	0
D.Kaser	13	629	48.4	35.4	1	5	66	1
C.Sturgis	1	24	24.0	24.0	0	1	24	0
<b>Chargers</b>	<b>62</b>	<b>2643</b>	<b>42.6</b>	<b>37.2</b>	<b>4</b>	<b>21</b>	<b>66</b>	<b>1</b>
<b>Opponents</b>	<b>67</b>	<b>3195</b>	<b>47.7</b>	<b>40.6</b>	<b>6</b>	<b>27</b>	<b>67</b>	<b>0</b>

Punt Returns	Ret.	FC	Yds.	Avg.	Lg.	TD
D.King	23	8	318	13.8	73t	1
J.Jones	5	2	24	4.8	11	0
T.Benjamin	5	4	16	3.2	8	0
K.Allen	1	1	0	0.0	0	0
<b>Chargers</b>	<b>34</b>	<b>15</b>	<b>358</b>	<b>10.5</b>	<b>73t</b>	<b>1</b>
<b>Opponents</b>	<b>28</b>	<b>15</b>	<b>257</b>	<b>9.2</b>	<b>9t</b>	<b>1</b>

Kickoff Returns	Ret.	Yds.	Avg.	Long	TD
D.King	22	522	23.7	40	0
J.Jones	3	69	23.0	33	0
K.Allen	1	25	25.0	25	0
D.James	1	20	20.0	20	0
T.Benjamin	1	17	17.0	17	0
<b>Chargers</b>	<b>28</b>	<b>653</b>	<b>23.3</b>	<b>40</b>	<b>0</b>
<b>Opponents</b>	<b>61</b>	<b>1322</b>	<b>21.7</b>	<b>51</b>	<b>0</b>

Field Goals	1-19	20-29	30-39	40-49	50+
M.Badgley	0/0	4/4	5/5	5/5	1/2
C.Sturgis	0/0	4/4	2/2	3/6	0/1
<b>Chargers</b>	<b>0/0</b>	<b>8/8</b>	<b>7/7</b>	<b>8/11</b>	<b>1/3</b>
<b>Opponents</b>	<b>0/0</b>	<b>7/7</b>	<b>7/7</b>	<b>8/10</b>	<b>1/6</b>

Badgley:0(0)0(0)(44G)(29G,28G)(0)(27G,41G)(46G,45G,30G)(31G)  
(52N,29G)59G,31G,32G,45G)(0)(38G)(0).Sturgis:(45G,39G,48N)(24G)(26G)  
(54N,48G,25G,21G)(49G,48N,30G)(0)(42N)(0)(0)(0)(0)(0)

**Defensive Tackles (T-A-TT-SK-TFL-OB Hits-INT-PD-FF-FR):** James 79-30-109-3-5-5-6-3-15-0-0, Brown 69-31-10-0-1-0-1-0-0-4-1-0, Phillips 55-22-77-0-0-4-1-12-1-0, Addae 51-21-10-1-1-6-0-1, Perryman 41-23-5-0-0-2-1-2-0-0, King 46-14-6-0-0-4-2-3-15-1-1, Square 25-30-55-3-0-3-3-0-0, Ingram 35-18-53-7-0-14-18-1-5-1-0, Mebane 25-28-53-1-0-3-2-0-1-1-0, Philon 26-24-50-0-4-0-8-0-1-0-0, Hayward 41-5-46-0-1-0-0-9-0-0, Davis 35-8-43-0-0-0-0-0-0-0-0, Rochell 21-21-42-5-0-8-4-1-1-0-0, Nwosu 15-15-28-3-5-4-5-10-0-1-0-0, Emanuel 19-8-27-1-0-5-2-0-0-0-1, Jones 10-16-26-0-0-5-3-0-0-0-0, Bosa 19-5-24-5-5-7-5-6-0-0-1, Williams 19-10-13-2-0-0-0-1-5-0-0, Liuget 11-9-20-15-5-5-2-0-1-0-1, White 12-7-19-0-1-0-3-1-0-0, Pullard 12-5-17-0-0-1-0-1-0-0, Jenkins 8-5-13-0-5-15-1-0-0-0-0, Landrum 4-3-7-0-0-0-3-0-0-0, McGill 2-0-2-0-0-0-0-0-0-0-0, Facyson 0-0-0-0-0-0-0-0-0-0-0

TD	TD%	Int.	Int.-%	Long	Sack/Lost	Rating	
Chargers	32	6.3%	12	2.4%	75t	32/204	105.5
Opponents	23	4.2%	13	2.4%	82t	38/240	89.1

2018 STATISTICS  
 2022 IN REVIEW  
 PICKS & FREE AGENTS  
 VETERANS  
 FRONT OFFICE  
 COMMUNITY



# 2017 FINAL STATISTICS

(9-7 Overall) Second AFC West - Anthony Lynn  
Home (5-3); Away (4-4)

Date	W/L	Score	Opponent	Att.
09/11	L	21-24	at Denver	76,324
09/17	L	17-19	Miami	25,381
09/24	L	10-24	Kansas City	25,386
10/01	L	24-26	Philadelphia	25,374
10/08	W	27-22	at N.Y. Giants	77,373
10/15	W	17-16	at Oakland	54,685
10/22	W	21-0	Denver	25,388
10/29	L	13-0	at New England	65,878
11/12	L	17-20 OT	at Jacksonville	60,835
11/19	W	54-24	Buffalo	25,015
11/23	W	28-6	at Dallas	93,012
12/03	W	19-10	Cleveland	25,320
12/10	W	30-13	Washington	25,393
12/16	L	13-30	at Kansas City	75,011
12/24	W	14-7	at N.Y. Jets	77,562
12/31	W	30-10	Oakland	25,430

Team Statistics		Chargers	Opponent
<b>TOTAL FIRST DOWNS</b>			
		337	282
	Rushing	84	99
	Passing	220	153
	Penalty	33	30
	3rd Down: Made/Att	84/209	86/221
	3rd Down Pct.	40.2	38.9
	4th Down: Made/Att	5/11	6/20
	4th Down Pct.	45.5	30.0
<b>TOTAL NET YARDS</b>			
		6026	5254
	Avg. Per Game	376.6	328.4
	Total Plays	1020	997
	Avg. Per Play	5.9	5.3
<b>NET YARDS RUSHING</b>			
		1595	2098
	Avg. Per Game	99.7	131.1
	Total Rushes	419	430
<b>NET YARDS PASSING</b>			
		4431	3156
	Avg. Per Game	276.9	197.3
	Sacked/Yards Lost	18/120	43/261
	Gross Yards	4551	3417
	Att./Completions	583/366	524/329
	Completion Pct.	62.8	62.8
	Had Intercepted	11	18
<b>PUNTS/AVERAGE</b>			
		74/48.1	79/45.4
<b>NET PUNTING AVG.</b>			
		74/41.3	79/41.1
<b>PENALTIES/YARDS</b>			
		108/927	109/995
<b>FUMBLES/BALL LOST</b>			
		17/4	21/9
<b>TOUCHDOWNS</b>			
		43	29
	Rushing	10	11
	Passing	28	17
	Returns	5	1
<b>TIME OF POSSESSION</b>			
		30:08	29:52

Score by Quarters		Q1	Q2	Q3	Q4	OT	PTS.
<b>Chargers</b>		44	143	85	83	0	355
<b>Opponents</b>		66	64	61	78	3	272
<b>Scoring</b>							
	<b>TD</b>	<b>RU</b>	<b>PA</b>	<b>RT</b>	<b>PAT</b>	<b>FG</b>	<b>S</b>
M.Gordon	12	8	4	0	0/0	0/0	72
N.Novak	0	0	0	0	17/18	9/13	44
K.Allen	7	0	6	1	0/0	0/0	42
A.Ekeler	5	2	3	0	0/0	0/0	30
T.Benjamin	5	0	4	1	0/0	0/0	30
T.Coons	0	0	0	0	5/6	7/8	26
H.Henry	4	0	4	0	0/0	0/0	24
T.Williams	4	0	4	0	0/0	0/0	24
Y.Koo	0	0	0	0	9/9	3/6	18
A.Gates	3	0	3	0	0/0	0/0	18
N.Rose	0	0	0	0	5/6	1/3	8
K.Toomer	1	0	0	1	0/0	0/0	6
M.Ingram	1	0	0	1	0/0	0/0	6
D.King	1	0	0	1	0/0	0/0	6
D.Kaser	0	0	0	0	1/3	0/0	1
<b>Chargers</b>	43	10	28	5	37/42	20/30	355
<b>Opponents</b>	29	11	17	1	23/26	23/27	1

2-Pt. Conversions: Chargers 0-1, Opponents 1-3

Sacks: J.Bosa 12.5, M.Ingram 10.5, C.McCain 5.0, D.Philon 4.5, D.King 4.0, C.Liugert 1.5, K.Emanuel 1.5, K.Toomer 1.0, T.Palepoi 1.0, I.Rochell 1.0, J.Addae 0.5, Chargers 43, Opponents 18

Special Teams Tackles (T-A-TT): Dzubnar 14-7-21, Ekeler 13-4-17, M. Davis 11-3-14, D. Watt 7-2-9, Jenkins 6-2-8, Onwuali 6-2-8, King 5-0-5, Phillips 3-1-4, J. Brown 0-3-3, Emanuel 3-0-3, N. Harris 2-1-3, Pullard 2-0-2, Tr. Williams 2-0-2, Coons 2-0-2, McGrath 2-0-2, Toomer 1-0-1, McCain 1-0-1, Attaochu 1-0-1, Cumberland 1-0-1, Clemens 1-0-1, McCol 1-0-1

Passing	Att.	Comp.	Yds.	Comp.%	Yds./Att.	TD	TD%	Int.	Int.%	Long	Sack/Lost	Rating
P.Rivers	575	360	4515	62.6%	7.9	28	4.9%	10	1.7%	75f	18/120	95.9
K.Clemens	8	6	36	75.0%	4.5	0	0.0%	1	12.5%	10	0/0	43.8
<b>Chargers</b>	<b>583</b>	<b>366</b>	<b>4551</b>	<b>62.8%</b>	<b>7.8</b>	<b>28</b>	<b>4.8%</b>	<b>11</b>	<b>1.9%</b>	<b>75f</b>	<b>18/120</b>	<b>95.1</b>
Opponents	524	329	3417	62.8%	6.5	17	3.2%	18	3.4%	87f	43/261	78.1

Rushing	No.	Yds.	Avg.	Long	TD
M.Gordon	284	1105	3.9	87f	8
A.Ekeler	47	260	5.5	35t	2
T.Benjamin	13	96	7.4	22	0
B.Oliver	35	83	2.4	26	0
A.Williams	9	25	2.8	7	0
D.Watt	6	24	4.0	17	0
K.Allen	2	9	4.5	6	0
P.Rivers	18	-2	-0.1	8	0
K.Clemens	5	-5	-1.0	-1	0
<b>Chargers</b>	<b>419</b>	<b>1595</b>	<b>3.8</b>	<b>87f</b>	<b>10</b>
Opponents	430	2098	4.9	69t	11

Receiving	No.	Yds.	Avg.	Long	TD
K.Allen	102	1393	13.7	51	6
M.Gordon	58	476	8.2	49	4
H.Henry	45	579	12.9	34	4
T.Williams	43	728	16.9	75t	4
T.Benjamin	34	567	16.7	62t	4
A.Gates	30	316	10.5	27	3
A.Ekeler	27	279	10.3	38	3
M.Williams	11	95	8.6	20	0
B.Oliver	6	26	4.3	11	0
S.McGrath	4	46	11.5	23	0
D.Watt	2	35	17.5	23	0
D.linnam	2	9	4.5	7	0
J.Cumberland	2	2	1.0	2	0
<b>Chargers</b>	<b>366</b>	<b>4551</b>	<b>12.4</b>	<b>75t</b>	<b>28</b>
Opponents	329	3417	10.4	87t	17

Interceptions	No.	Yds.	Avg.	Long	TD
T.Boston	5	49	9.8	25	0
C.Hayward	4	7	1.8	7	0
T.Williams	2	28	14.0	21	0
A.Phillips	2	13	6.5	9	0
D.King	1	90	90.0	90t	1
K.Toomer	1	59	59.0	59t	1
K.Allen	1	32	32.0	32	0
K.Emanuel	1	23	23.0	23	0
H.Pullard	1	1	1.0	1	0
<b>Chargers</b>	<b>18</b>	<b>302</b>	<b>16.8</b>	<b>90t</b>	<b>2</b>
Opponents	11	265	24.1	96t	1

Punting	No.	Yds.	Avg.	Net	TB	I-20	Lg.	B
D.Kaser	74	3558	48.1	41.3	9	27	69	0
<b>Chargers</b>	<b>74</b>	<b>3558</b>	<b>48.1</b>	<b>41.3</b>	<b>9</b>	<b>27</b>	<b>69</b>	<b>0</b>
Opponents	79	3583	45.4	41.1	4	39	63	0

Punt Returns	Ret.	FC	Yds.	Avg.	Lg.	TD
T.Benjamin	27	25	257	9.5	65t	1
D.King	1	1	2	2.0	2	0
<b>Chargers</b>	<b>28</b>	<b>26</b>	<b>259</b>	<b>9.3</b>	<b>65t</b>	<b>1</b>
Opponents	48	6	319	6.6	31	0

Kickoff Returns	Ret.	Yds.	Avg.	Long	TD
D.King	17	353	20.8	44	0
A.Ekeler	5	85	17.0	22	0
M.Davis	2	36	18.0	19	0
T.Palepoi	1	0	0.0	0	0
<b>Chargers</b>	<b>25</b>	<b>474</b>	<b>19.0</b>	<b>44</b>	<b>0</b>
Opponents	46	1150	25.0	71	0

Field Goals	1-19	20-29	30-39	40-49	50+
N.Novak	0/0	4/4	4/5	0/2	1/2
T.Coons	0/0	4/4	2/3	1/1	0/0
Y.Koo	0/0	2/2	0/0	1/4	0/0
N.Rose	0/0	1/1	0/0	0/1	0/1
<b>Chargers</b>	<b>0/0</b>	<b>11/11</b>	<b>6/8</b>	<b>2/8</b>	<b>1/3</b>
Opponents	0/0	5/5	8/8	6/8	4/6

Defensive Tackles (T-A-TT-SK-TFL-QB Hits-INT-PD-FF-FR): Boss 61-38-99-125-17.5-22-0-2-4-1, Addae 70-25-95-0-5-7.5-0-0-10-0-0, Pullard 23-26-79-0-2-0-1-0-1, Boston 61-18-79-0-0-1-0-5-9-0, Brown 58-20-78-0-0-2-2-0-0-1, Ingram 50-26-76-10.5-22.5-25-0-1-1-2, King 61-10-71-4-0-6-6-15-0-0, Tr. Williams 47-85-0-0-2-0-2-13-0-0, Perryman 29-22-51-0-0-2-0-2-0-1, Toomer 29-17-46-1-0-1-1-3-2-0, Philon 28-18-46-4-5-8.5-6-0-1-0-0, Square 19-26-45-0-0-1-1-0-3-0-1, Hayward 33-7-40-0-0-2-0-4-2-1-2, Emanuel 15-22-37-15-15-0-1-3-0-0, Palepoi 20-17-37-1-0-1-0-0-0-0, Liugert 19-17-36-1-5-6.5-2-0-3-1-0, McCain 20-8-28-5-0-6-1-0-2-0, Harris 7-8-0-0-0-0-0-0-0-0, Attaochu 4-2-6-0-0-1-0-0-0-0, Jenkins 4-1-5-0-0-0-0-0-0-0, Rochell 4-1-5-1-0-2-0-0-0-0-0, M. Davis 4-0-4-0-0-0-0-0-0-0-0, Verrett 1-0-0-0-0-0-0-0-0-0-0, K. Allen 0-0-0-0-0-0-0-1-0-0-0

# 2016 FINAL STATISTICS

(5-11 Overall) Fourth AFC West - Mike McCoy  
Home (3-5); Away (2-6)

Date	W/L	Score	Opponent	Att.
09/11	L	27-33 OT	at Kansas City	73,238
09/18	W	39-14	Jacksonville	52,165
09/25	L	22-26	at Indianapolis	64,747
10/02	L	34-35	New Orleans	60,641
10/09	L	31-34	at Oakland	54,275
10/13	W	21-13	Denver	58,904
10/23	W	33-30 OT	at Atlanta	69,832
10/30	L	19-27	at Denver	76,756
11/06	W	43-35	Tennessee	52,281
11/13	L	24-31	Miami	55,107
11/27	W	21-13	at Houston	71,897
12/04	L	21-28	Tampa Bay	53,832
12/11	L	16-28	at Carolina	73,856
12/18	L	16-19	Oakland	68,352
12/24	L	17-20	at Cleveland	57,272
01/01	L	27-37	Kansas City	54,915

Team Statistics		Chargers	Opponent
<b>TOTAL FIRST DOWNS</b>			
Rushing		340	330
Passing		90	98
Penalty		214	204
3rd Down: Made/Att		36/28	28/28
3rd Down Pct.		85/200	83/208
4th Down: Made/Att		42/5	39/9
4th Down Pct.		6/12	11/16
<b>TOTAL NET YARDS</b>			
Avg. Per Game		50.0	68.8
Total Plays		5708	5554
Avg. Per Play		356.8	347.1
<b>NET YARDS RUSHING</b>			
Avg. Per Game		1014	1025
Total Rushes		5.4	5.4
Avg. Per Play		1510	1567
Total Rushes		94.4	97.9
Avg. Per Game		398	410
<b>NET YARDS PASSING</b>			
Avg. Per Game		4198	3987
Sacked/Yards Lost		262.4	249.2
Gross Yards		36/188	35/230
Att./Completions		4386	4217
Completion Pct.		580/349	580/364
Had Intercepted		60.2	62.8
<b>PUNTS/AVERAGE</b>			
NET PUNTING AVG.		21	18
PENALTIES/YARDS		59/46.3	62/46.4
FUMBLES/BALL LOST		59/39.8	62/42.0
TOUCHDOWNS		107/780	118/837
Rushing		22/14	18/10
Passing		40	46
Returns		10	20
<b>TIME OF POSSESSION</b>			
		30:12	29:48

Score by Quarters	Q1	Q2	Q3	Q4	OT	PTS.
Chargers	78	139	112	113	3	410
Opponents	62	122	100	133	6	423

Scoring	TD	RU	PA	RT	PAT	FG	S	PTS.
Lambo	0	0	0	0	42/46	26/32	0	120
Gordon	12	10	2	0	0/0	0/0	0	72
Henry	8	0	8	0	0/0	0/0	0	48
Gates	7	0	7	0	0/0	0/0	0	42
Ty. Williams	7	0	7	0	0/0	0/0	0	42
Benjamin	4	0	4	0	0/0	0/0	0	24
Inman	4	0	4	0	0/0	0/0	0	24
Adae	1	0	1	0	0/0	0/0	0	6
Flowers	1	0	1	0	0/0	0/0	0	6
Hayward	1	0	1	0	0/0	0/0	0	6
Lowery	1	0	1	0	0/0	0/0	0	6
Reid	1	0	1	0	0/0	0/0	0	6
Woodhead	1	0	1	0	0/0	0/0	0	6
Chargers	48	10	33	5	42/46	26/32	1	410
Opponents	46	20	21	5	42/42	33/38	1	423

2-Pt. Conversions: Chargers 0-2, Opponents 2-3  
Sacks: Bosa 10.5, Ingram 8, Brown 3.5, Square 2.5, Attaochu 2, Perryman 2, Landrum 1, Mebane 1, Philon 1, Reid 1, Toomer 1, To. Williams 1, Emanuel 0.5, McClain 0.5, Chargers 35, Opponents 36

Special Teams Tackles (T-A-TT): Perry 8-1-9, To. Williams 7-2-9, Stuckey 5-2-7, Toomer 4-0-4, Attaochu 3-1-4, D. Watt 3-1-4, McCoil 3-0-3, Emanuel 1-2-3, McGrath 2-1-3, Brown 1-2-3, Phillips 1-2-3, Adae 2-0-2, Reed 2-0-2, Hayward 1-0-1, Inman 1-0-1, Kaser 1-0-1, Mager 1-0-1, McClain 1-0-1, Perryman 1-0-1, Verrett 1-0-1, S. Williams 1-0-1

Defensive Tackles (T-A-TT-TFL-PR-KR-Hits-INT-FR-PPD): Perryman 54-26-80-9-2-4-1-1-0-1, Brown 52-21-73-9-3-5-4-5-0-2-1-8, Toomer 39-30-69-9-1-1-2-3-1, Ingram 45-21-66-13-8-42-23-0-4-0-4, Liugert 32-32-64-12-0-3-0-9-0-1-3, Lowery 53-6-59-10-0-0-1-1-8, Hayward 51-8-59-2-0-0-0-7-0-0-23, Emanuel 30-19-49-7-0-5-9-6-0-1-1-2, Adae 42-7-49-3-0-0-1-0-1-0-3, Bosa 33-15-48-19-10.5-45-15-0-1-0-2,

Passing	Att.	Comp.	Yds.	Comp.%	Yds./Att.	TD	TD%	Int.	Int.%	Long	Sack/Lost	Rating
Rivers	578	349	4386	60.4%	7.59	33	5.7%	21	3.6%	59	36/188	87.9
Benjamin	1	0	0	0.0%	0.00	0	0.0%	0	0.0%	---	0/0	39.6
Clemens	1	0	0	0.0%	0.00	0	0.0%	0	0.0%	---	0/0	39.6
Chargers	580	349	4386	60.2%	7.56	33	5.7%	21	3.6%	59	36/188	87.6
Opponents	580	364	4217	62.8%	7.27	21	3.6%	18	3.1%	64t	35/230	83.8

Rushing	No.	Yds.	Avg.	Long	TD
Gordon	254	997	3.9	48	10
Farrow	60	192	3.2	11	0
Hillman	23	81	3.5	17	0
Woodhead	19	116	6.1	23	0
A. Williams	18	87	4.8	14	0
Rivers	14	35	2.5	10	0
D. Watt	2	4	2.0	2	0
McCluster	3	2	0.7	2	0
Kaser	1	0	0.0	0	0
Clemens	2	-1	-0.5	0	0
Benjamin	2	-3	-1.5	-1	0
Chargers	398	1510	3.8	48	10
Opponents	410	1567	3.8	40	20

Receiving	No.	Yds.	Avg.	Long	TD
Ty. Williams	69	1059	15.3	51t	7
Inman	58	810	14.0	57t	4
Gates	53	548	10.3	27	7
Benjamin	47	677	14.4	54	4
Gordon	41	419	10.2	35	2
Henry	36	478	13.3	59	8
Farrow	13	70	5.4	16	0
Hillman	3	36	16.7	21	0
McCluster	7	36	5.1	10	0
Allen	6	63	10.5	15	0
Woodhead	6	35	5.8	12	1
D. Watt	4	83	20.8	53	0
McGrath	2	25	12.5	13	0
Whalen	2	22	11.0	12	0
Butler	2	11	5.5	6	0
Chargers	349	4386	12.6	59	33
Opponents	364	4217	11.6	64t	21

Interceptions	No.	Yds.	Avg.	Long	TD
Hayward	7	102	14.6	31	1
Reed	2	6	3.0	3	0
Adae	1	90	90.0	90t	1
Flowers	1	33	33.0	33	1
Lowery	1	25	25.0	25	0
Phillips	1	22	22.0	22	0
Mager	1	8	8.0	8	0
Mebane	1	5	5.0	5	0
Perryman	1	1	1.0	1	0
McCoil	1	0	0.0	0	0
Verrett	1	0	0.0	0	0
Chargers	18	292	16.2	90t	3
Opponents	21	382	18.2	60t	3

Punting	No.	Yds.	Avg.	Net	TB	I-20	Lg.	B
Kaser	59	2731	46.3	39.8	5	18	69	0
Chargers	59	2731	46.3	39.8	5	18	69	0
Opponents	62	2874	46.4	42.0	3	22	68	0

Punt Returns	Ret.	FC	Yds.	Avg.	Lg.	TD
Burse	15	9	96	6.4	21	0
Benjamin	9	0	59	6.6	18	0
McCluster	8	3	57	7.1	16	0
Chargers	32	12	212	6.6	21	0
Opponents	33	10	282	8.5	95t	1

Kickoff Returns	Ret.	Yds.	Avg.	Long	TD
Burse	9	188	20.9	30	0
McCluster	9	182	20.2	30	0
Whalen	4	56	14.0	25	0
Mager	3	63	21.0	23	0
Davis	1	9	9.0	9	0
Henry	1	10	10.0	10	0
Wiggins	1	0	0.0	0	0
Chargers	28	508	18.1	30	0
Opponents	21	504	24.0	37	0

Field Goals 1-19 20-29 30-39 40-49 50+  
Lambo 0/0 7/7 13/14 6/8 0/3  
Chargers 0/0 7/7 13/14 6/8 0/3  
Opponents 1/1 12/12 8/9 11/11 1/5  
Lambo: (296,286,54N) (25G) (426,346,27G) (306,47G) (66G) (54N) (57N,21G,31G,32G) (40G,37G,33G,42G) (45N) (32G,23G,36G) (45G) (54N) (33N) (32G) (35G) (43G,32N, 45N) (35G,29G)

Defensive Tackles (cont.) Phillips 27-13-40-0-0-1-1-0-0-3, Mebane 19-16-35-4-115-6-1-0-0, Square 13-18-31-6-25-10-5-0-0-0-0, Tr. Williams 24-5-29-1-0-0-0-0-1-5, Mager 19-10-29-1-0-0-0-1-0-1-4, Flowers 24-4-28-6-0-4-0-1-0-1-0, McCoil 20-24-40-0-0-0-0-1-0-0-5, Paleopou 9-14-23-0-20-9-0-0-1-0, Te'o 11-10-21-2-0-0-0-0-0-0, Perry 6-11-17-1-0-0-0-0-0-0, Philon 8-8-16-2-1-3-2-0-0-0, Verrett 11-13-10-0-0-0-1-0-0-3, To. Williams 4-8-12-1-3-0-0-0-0-1, S. Williams 10-11-0-0-0-0-0-0-0-3, Reid 5-3-8-2-1-8-3-0-0-1-1, Attaochu 5-3-8-2-2-9-0-0-0-0, Reed 8-0-8-0-0-0-2-0-0-5, Landrum 4-3-7-1-1-6-5-0-0-0-0, Carethers 4-2-6-1-0-4-1-0-0-0, Dzubnar 3-3-6-0-0-1-1-0-0-0, Stuckey 4-0-0-0-0-0-0-0-0-0, Desir 3-0-3-0-0-0-0-0-0-0-2, King 0-1-0-0-0-0-0-0-0-0

COMMUNITY FRONT OFFICE VETERANS DRAFT PICKS & FREE AGENTS 2022 IN REVIEW STATISTICS GENERAL INFORMATION

# 2015 FINAL STATISTICS

(4-12 Overall) Fourth AFC West - Mike McCoy  
Home (3-5); Away (1-7)

Date	W/L	Score	Opponent	Att.
09/13	W	33-28	Detroit	66,093
09/20	L	19-24	at Cincinnati	57,579
09/27	L	14-31	at Minnesota	52,400
10/04	W	30-27	Cleveland	63,710
10/12	L	20-24	Pittsburgh	67,658
10/18	L	20-27	at Green Bay	78,434
10/25	L	29-37	Oakland	67,542
11/01	L	26-29	at Baltimore	70,829
11/09	L	19-22	Chicago	68,033
11/22	L	3-33	Kansas City	65,837
11/29	W	31-25	at Jacksonville	59,477
12/06	L	3-17	Denver	68,631
12/13	L	3-10	at Kansas City	72,314
12/20	W	30-14	Miami	66,676
12/24	L	20-23 OT	at Oakland	54,400
01/03	L	20-27	at Denver	76,844

Team Statistics		Chargers	Opponent
<b>TOTAL FIRST DOWNS</b>			
Rushing	344	299	
Passing	79	101	
Penalty	230	170	
3rd Down: Made/Att	35	28	
3rd Down Pct.	97/231	74/195	
4th Down: Made/Att	42.0	37.9	
4th Down Pct.	5/15	7/8	
<b>TOTAL NET YARDS</b>			
Avg. Per Game	371.8	361.9	
Total Plays	1100	959	
Avg. Per Play	5.4	6.0	
<b>NET YARDS RUSHING</b>			
Avg. Per Game	1358	2005	
Total Rushes	84.9	125.3	
NET YARDS PASSING	393	417	
Avg. Per Game	4591	3786	
Sacked/Yards Lost	286.9	236.6	
Gross Yards	40/264	32/222	
Att./Completions	4855	4008	
Completion Pct.	667/442	510/328	
Had Intercepted	66.3	64.3	
<b>PUNTS/AVERAGE</b>			
NET PUNTING AVG.	73/44.7	72/43.1	
PENALTIES/YARDS	73/38.2	72/40.5	
FUMBLES/BALL LOST	117/94.2	120/97.6	
TOUCHDOWNS	20/11	14/9	
Rushing	35	44	
Passing	4	17	
Returns	30	22	
TIME OF POSSESSION	1	5	
	31:34	28:26	

Score by Quarters		Q1	Q2	Q3	Q4	OT	PTS.	
Chargers	52	112	51	105	0	320		
Opponents	90	103	73	129	3	398		
<b>Scoring</b>								
TD	RU	PA	RT	PAT	FG	S	PTS.	
Lambo	0	0	0	28/32	26/32	0	106	
Woodhead	9	3	6	0/0	0/0	0	54	
Gates	5	0	5	0/0	0/0	0	30	
Green	4	0	4	0/0	0/0	0	28	
K. Allen	4	0	4	0/0	0/0	0	24	
Floyd	3	0	3	0/0	0/0	0	18	
Inman	3	0	3	0/0	0/0	0	18	
S. Johnson	3	0	3	0/0	0/0	0	18	
D. Brown	1	1	0	0/0	0/0	0	6	
J. Phillips	1	0	1	0/0	0/0	0	6	
Verrett	1	0	1	0/0	0/0	0	6	
Ty. Williams	1	0	1	0/0	0/0	0	6	
Chargers	35	4	30	28/32	26/32	0	320	
Opponents	44	17	22	5	39/41	29/34	1	398

**2-Pt. Conversions:** Green 2, Chargers 2-3, Opponents 3-3  
**Sacks:** Ingram 10.5, Attaochu 6, Luegt 3, Perryman 2, Reyes 2, Addae 1, Emanuel 1, Flowers 1, Mathews 1, Stuckey 1, S. Williams 1, Wilson 1, Butler 0.5, Te'o 0.5, Weddle 0.5, Chargers 32, Opponents 40

**Special Teams Tackles (T-A-TT):** Dzubnar 12-13, Stuckey 8-0-8, Emanuel 6-2-8, Conner 6-1-7, Perryman 6-0-6, J. Phillips 4-1-5, Law 4-0-4, Brown 2-2-4, Lambo 3-0-3, A. Phillips 3-0-3, Weddle 3-0-3, Windt 3-0-3, Attaochu 2-1-3, Butler 0-3-3, Ducre 2-0-2, Green 2-0-2, Oliver 2-0-2, Mays 1-1-2, Ty. Williams 1-1-2, Wilson 1-1-2, Addae 1-0-1, Herndon 1-0-1, Scifres 1-0-1, Te'o 1-0-1, Woodhead 1-0-1

Passing	Att.	Comp.	Yds.	Comp.%	Yds./Att.	TD	TD%	Int.	Int.%	Long	Sack/Lost	Rating
Rivers	661	437	4792	66.1%	7.25	29	4.4%	13	2.0%	80t	40/264	93.8
Clemens	6	5	63	83.3%	10.50	1	16.7%	0	0.0%	19t	0/0	150.0
Chargers	667	442	4855	66.3%	7.28	30	4.5%	13	1.9%	80t	40/264	94.5
Opponents	510	328	4008	64.3%	7.86	22	4.3%	11	2.2%	72t	32/222	93.8

Rushing	No.	Yds.	Avg.	Long	TD
Gordon	184	641	3.5	27	0
Woodhead	98	336	3.4	27	3
D. Brown	59	229	3.9	53	1
Oliver	31	108	3.5	15	0
Rivers	17	28	1.6	8	0
Herndon	1	13	13.0	13	0
D. Johnson	2	4	2.0	2	0
Clemens	1	-1	-1.0	-1	0
Chargers	393	1358	3.5	53	4
Opponents	417	2005	4.8	65t	17

Receiving	No.	Yds.	Avg.	Long	TD
Woodhead	80	755	9.4	61	6
K. Allen	67	725	10.8	38	4
Gates	56	630	11.3	40	5
S. Johnson	45	497	11.0	34	3
Green	37	429	11.6	31t	4
Inman	35	486	13.9	68	3
Gordon	33	192	5.8	18	0
Floyd	30	561	18.7	70t	3
Herndon	24	195	8.1	21	0
Oliver	13	112	8.6	17	0
J. Phillips	10	69	6.9	15	1
D. Brown	8	69	8.6	11	0
Ty. Williams	2	90	45.0	80t	1
V. Brown	1	22	22.0	22	0
D. Johnson	1	4	4.0	4	0
Chargers	442	4855	11.0	80t	30
Opponents	328	4008	12.2	72t	22

Interceptions	No.	Yds.	Avg.	Long	TD
Verrett	3	68	22.7	68t	1
S. Williams	2	6	3.0	6	0
A. Phillips	1	39	39.0	39	0
P. Robinson	1	27	27.0	27	0
Te'o	1	11	11.0	11	0
Reyes	1	1	1.0	1	0
Emanuel	1	0	0.0	0	0
Wilson	1	0	0.0	0	0
Chargers	11	152	13.8	68t	1
Opponents	13	332	25.5	91t	5

Punting	No.	Yds.	Avg.	Net	TB	I-20	Lg.	B
Scifres	72	3261	45.3	38.2	2	15	68	1
Chargers	73	3261	44.7	38.2	2	15	68	1
Opponents	72	3101	43.1	40.5	5	39	65	0

Punt Returns	Ret.	FC	Yds.	Avg.	Lg.	TD
Herndon	11	13	81	7.4	18	0
Jones	5	8	-4	-0.8	5	0
K. Allen	3	4	5	1.7	5	0
Mager	1	1	2	2.0	2	0
Chargers	20	26	84	4.2	18	0
Opponents	44	14	432	9.8	31	0

Kickoff Returns	Ret.	Yds.	Avg.	Long	TD
Jones	9	193	21.4	30	0
Oliver	8	197	24.6	30	0
Herndon	7	157	22.4	34	0
J. Phillips	2	18	9.0	13	0
Emanuel	1	1	1.0	1	0
Vaughn	1	17	17.0	17	0
Chargers	28	583	20.8	34	0
Opponents	32	880	27.5	48	0

Field Goals	1-19	20-29	30-39	40-49	50+
Lambo	0/0	4/4	7/7	11/16	4/5
Chargers	0/0	4/4	7/7	11/16	4/5
Opponents	0/0	13/13	7/9	7/9	2/3

**Defensive Tackles (T-A-TT-TFL-SK-PR-QB Hits-INT-FF-FR-PD):** Teo 73-34-107-5-0-5-0-6-1-10-3, Perryman 72-23-95-9-2-0-3-0-1-0-0, Ingram 65-11-76-19-10-5-0-29-0-4-1-5, Weddle 54-21-75-2-0-5-0-2-0-1-0-1-9, Attaochu 52-14-66-16-6-0-24-0-0-2, Addae 55-10-65-21-1-1-0-0-4, Butler 34-20-54-5-0-5-0-2-0-1-1-1, P. Robinson 42-7-49-20-1-1-1-0-8, Verrett 42-5-47-2-0-1-3-0-0-11, Wilson 36-8-44-1-1-0-3-1-1-0-1, Reyes 29-10-39-6-2-11-1-1-0-4, Luegt 28-7-35-7-3-7-6-0-0-0-0, Flowers 29-5-34-11-0-1-0-0-0-0, Emanuel 15-15-30-3-1-1-7-1-0-0-0, Carrethers 15-12-27-1-0-1-1-0-0-0, Mathews 18-7-25-3-1-3-3-0-0-0, S. Williams 17-2-19-1-0-1-2-2-1-5, A. Phillips 14-5-19-1-0-0-1-0-0-0, Conner 12-7-19-2-0-0-0-0-0-0-1, Lissemore 11-6-17-0-3-0-0-0-0-0, Mager 10-1-11-0-0-0-0-0-0-2, Philon 6-1-7-2-0-2-3-0-0-0-1, Ducre 6-0-6-0-0-0-0-0-0-1, Square 6-0-6-0-0-3-2-0-1-0, Law 2-4-6-1-0-0-4-0-0-0, Stuckey 2-1-3-1-1-0-0-0-0-0-0, Mays 1-2-3-0-0-0-1-0-0-0-0, Dzubnar 0-2-2-0-0-0-0-0-0-0-0, Unrein 1-0-1-0-0-0-0-0-0-0-0, Vaughn 1-0-1-0-0-0-0-0-0-0-0

COMMUNITY  
FRONT OFFICE  
VETERANS  
DRAFT PICKS & FREE AGENTS  
2022 IN REVIEW  
2015 STATISTICS  
GENERAL INFORMATION

# 2014 FINAL STATISTICS

(9-7 Overall) Third AFC West - Mike McCoy  
Home (5-3); Away (4-4)

Date	W/L	Score	Opponent	Att.
09/08	L	17-18	at Arizona	61,292
09/14	W	30-21	Seattle †	67,916
09/21	W	22-10	at Buffalo	68,611
09/28	W	33-14	Jacksonville †	56,553
10/05	W	31-0	New York Jets †	63,471
10/12	W	31-28	at Oakland	53,329
10/19	L	20-23	Kansas City †	65,260
10/23	L	21-35	at Denver †	76,907
11/02	L	0-37	at Miami	70,222
11/16	W	13-6	Oakland †	66,720
11/23	W	27-24	St. Louis †	66,040
11/30	W	34-33	at Baltimore	71,060
12/07	L	14-23	New England †	68,815
12/14	L	10-22	Denver †	68,682
12/20	W	38-35 OT	at San Francisco	70,699
12/28	L	7-19	at Kansas City	73,952

† Local Television Blackout Lifted

Team Statistics		Chargers	Opponent
<b>TOTAL FIRST DOWNS</b>			
Rushing		326	307
Passing		75	98
Penalty		214	168
3rd Down: Made/Att		37	41
3rd Down Pct.		97/215	89/207
4th Down: Made/Att		45.1	43.0
4th Down Pct.		5/11	2/10
TOTAL NET YARDS		4565	5413
Avg. Per Game		341.6	338.3
Total Plays		1009	988
Avg. Per Play		5.4	5.5
<b>NET YARDS RUSHING</b>			
Avg. Per Game		1367	1986
Total Rushes		85.4	124.1
Avg. Per Play		398	438
<b>NET YARDS PASSING</b>			
Avg. Per Game		256.1	214.2
Sacked/Yards Lost		37/198	26/178
Gross Yards		4296	3605
Att./Completions		574/380	524/320
Completion Pct.		66.2	61.1
Had Intercepted		18	7
<b>PUNTS/AVERAGE</b>			
NET PUNTING AVG.		75/44.9	69/46.5
PENALTIES/YARDS		15/98.1	69/41.3
FUMBLES/BALL LOST		11/967	129/1067
TOUCHDOWNS		16/5	22/11
Rushing		40	38
Passing		6	11
Returns		31	24
TIME OF POSSESSION		3	3
		30:49	29:11

Score by Quarters		Q1	Q2	Q3	Q4	OT	PTS.
Chargers		51	115	93	86	3	348
Opponents		53	137	86	72	0	348

Scoring		TD	RU	PA	RT	FG	S	PTS.	
Novak		0	0	0	40/40	22/26	0	106	
Gates		12	0	12	0/0	0/0	0	72	
Royal		7	0	7	0/0	0/0	0	42	
Floyd		6	0	6	0/0	0/0	0	36	
K. Allen		4	0	4	0/0	0/0	0	24	
Oliver		4	3	1	0/0	0/0	0	24	
Ry. Mathews		3	3	0	0/0	0/0	0	18	
Gachkar		1	0	0	1/0	0/0	0	6	
Luget		1	0	0	1/0	0/0	0	6	
J. Phillips		1	0	1	0/0	0/0	0	6	
Stuckey		1	0	0	1/0	0/0	0	6	
<b>Chargers</b>		<b>40</b>	<b>6</b>	<b>31</b>	<b>3</b>	<b>40/40</b>	<b>22/26</b>	<b>1</b>	<b>348</b>
Opponents		38	11	24	3	36/36	28/34	0	348

2-Pt. Conversions: Chargers 0-0, Opponents 0-2

Sacks: Luget 4.5, Ingram 4, Freenee 3.5, Attaochu 2, Ri. Mathews 1.5, Addae 1, Butler 1, Conner 1, Gachkar 1, Gilchrist 1, J. Johnson 1, Law 1, Lisemore 1, Reyes 1, Te'o 1, Walker 0.5, **Chargers 26.0**, Opponents 37.0

Special Teams Tackles (T-A-TT): Ajitrotutu 11-19, Stuckey 14-31-17, Conner 15-16, Gachkar 14-2-16, Williams 13-1-14, Weddle 10-3-13, J. Phillips 9-0-9, Walker 5-2-7, Green 4-2-6, Marshall 3-2-5, D. Brown 4-0-4, Addae 3-1-4, Attaochu 2-0-2, Davis 2-0-2, Wright 2-0-2, Allen 1-0-1, Reddick 1-0-1, Te'o 1-0-1, Williams 1-0-1, Inman 0-1-1

Rushing	No.	Yds.	Avg.	Long	TD
Oliver	160	582	3.6	52	3
Ry. Mathews	74	330	4.5	32t	3
D. Brown	85	223	2.6	16	0
Rivers	37	102	2.8	17	0
R. Brown LG	20	63	3.2	11	0
R. Brown	14	59	4.2	11	0
Woodhead	15	38	2.5	13	0
Draughn	10	19	1.9	6	0
Royal	3	14	4.7	15	0
<b>Chargers</b>	<b>398</b>	<b>1367</b>	<b>3.4</b>	<b>52</b>	<b>6</b>
Opponents	438	1986	4.5	90t	11

Receiving	No.	Yds.	Avg.	Long	TD
K. Allen	77	783	10.2	35	4
Gates	69	821	11.9	34	12
Royal	62	778	12.5	47t	7
Floyd	52	856	16.5	59	6
Oliver	36	271	7.5	50	1
D. Brown	29	211	7.3	24	0
Green	19	226	11.9	28	0
Inman	12	158	13.2	28	0
Ry. Mathews	9	69	7.7	16	0
R. Brown LG	5	44	8.8	24	0
R. Brown	4	39	9.8	24	0
Woodhead	5	34	6.8	14	0
Ajitrotutu	4	45	11.3	17	0
D. Johnson	1	4	4.0	4	0
J. Phillips	1	1	1.0	1t	1
<b>Chargers</b>	<b>380</b>	<b>4296</b>	<b>11.3</b>	<b>59</b>	<b>31</b>
Opponents	320	3605	11.3	77t	24

Interceptions	No.	Yds.	Avg.	Long	TD
Flowers	3	44	14.7	27	0
Weddle	1	17	17.0	17	0
Ducre LG	1	7	7.0	7	0
Gilchrist	1	4	4.0	4	0
Te'o	1	0	0.0	0	0
Verrett	1	0	0.0	0	0
<b>Chargers</b>	<b>7</b>	<b>65</b>	<b>9.3</b>	<b>27</b>	<b>0</b>
Opponents	18	262	14.6	99t	2

Punting	No.	Yds.	Avg.	Net	TB	I-20	LG	B
Scifres	55	2516	45.7	38.9	6	21	72	1
McBriar	13	610	46.9	35.4	1	1	58	0
Novak	6	240	40.0	36.0	1	1	51	0
<b>Chargers</b>	<b>75</b>	<b>3366</b>	<b>44.9</b>	<b>38.1</b>	<b>7</b>	<b>23</b>	<b>72</b>	<b>1</b>
Opponents	69	3210	46.5	41.3	8	27	66	1

Punt Returns	Ret.	FC	Yds.	Avg.	LG	TD
K. Allen	11	11	99	9.0	29	0
Royal	11	6	100	9.1	58	0
Davis	1	1	4	4.0	4	0
<b>Chargers</b>	<b>23</b>	<b>18</b>	<b>203</b>	<b>8.8</b>	<b>58</b>	<b>0</b>
Opponents	35	15	366	10.5	41	0

Kickoff Returns	Ret.	Yds.	Avg.	Long	TD
Davis	19	476	25.1	35	0
Draughn	3	58	19.3	20	0
D. Brown	1	8	8.0	8	0
D. Johnson	1	0	0.0	0	0
Oliver	1	22	22.0	22	0
T. Williams	1	17	17.0	13	0
<b>Chargers</b>	<b>26</b>	<b>537</b>	<b>20.2</b>	<b>35</b>	<b>0</b>
Opponents	67	1488	22.2	72	0

Field Goals	1-19	20-29	30-39	40-49	50+
Novak	1/1	6/6	8/9	4/6	3/4
<b>Chargers</b>	<b>1/1</b>	<b>6/6</b>	<b>8/9</b>	<b>4/6</b>	<b>3/4</b>
Opponents	2/2	14/14	4/4	8/10	0/4

Novak: (36G) (50G,43G,28G) (19G,37G) (33G,34G,23G,37G) (34G) (30G) (24G,48G) ( ) (23G,48N,52G) (23G, 48G) (52G,26G) ( ) (46B,30G,37N) (40G) (52N)

Defensive Tackles (T-A-TT-TFL-SK-PR-QB Hits-INT-FF-FR-PD): Weddle 89-21-110-2-0-1-1-2-0-8, Butler 46-37-83-6-1-3-1-0-0-3-2, Gilchrist 69-11-80-7-1-1-2-0-4, Conner 42-26-68-2-1-3-1-0-0-2, Te'o 36-32-68-2-1-4-3-1-0-4, Luget 52-13-65-19-4-5-18-18-0-2-2, Wright 52-6-58-2-0-0-0-0-0-10, Johnson 37-20-57-6-1-6-3-0-1-0-1, Flowers 48-5-53-1-0-0-1-3-0-11, Addae 39-9-48-1-1-0-1-0-2-1-1, Gachkar 23-23-46-7-1-2-1-0-0-1-2, Reyes 25-18-43-4-12-8-0-0-0-1, Ingram 25-15-40-5-4-5-12-0-2-0-0, Lisemore 22-10-32-2-1-2-0-0-1-0, Mathews 18-7-25-6-1-5-7-6-0-2-0-0, Marshall 15-7-22-0-0-0-0-0-0-0-0-0-0, Verrett 18-1-19-0-0-0-0-1-0-0-1, Palepoi 14-4-18-4-0-2-1-0-0-0-1, Carretters 12-2-14-0-0-0-0-0-0-0, Williams 9-4-13-0-0-1-2-0-0-0-1, Freenee 7-6-15-5-5-15-22-0-0-1, Davis 10-12-12-0-0-0-0-0-1, Attaochu 9-3-12-1-2-6-5-0-1-0-1, Stuckey 9-1-10-0-0-2-0-0-0-1, Williams 9-0-9-0-0-0-0-0-0-2, Law 4-3-7-2-1-1-0-0-0-1, Walker 3-3-6-2-0-5-1-4-0-0-0-0, A. Phillips 0-1-1-0-0-0-0-0-0-0-1

Passing	Att.	Comp.	Yds.	Comp.%	Yds./Att.	TD	TD%	Int.	Int.%	Long	Sack/Lost	Rating
Rivers	570	379	4286	66.5%	7.52	31	5.4%	18	3.2%	59	36/189	93.8
Clemens	3	1	10	33.3%	3.33	0	0.0%	0	0.0%	1/9	0	43.8
Weddle	1	0	0	0.0%	0.00	0	0.0%	0	0.0%	0/0	0	39.6
<b>Chargers</b>	<b>574</b>	<b>380</b>	<b>4296</b>	<b>66.2%</b>	<b>7.48</b>	<b>31</b>	<b>5.4%</b>	<b>18</b>	<b>3.1%</b>	<b>59</b>	<b>37/198</b>	<b>93.4</b>
Opponents	524	320	3605	61.1%	6.88	24	4.6%	7	1.3%	77t	26/178	91.3

COMMUNITY

FRONT OFFICE

VETERANS

DRAFT PICKS & FREE AGENTS

2022 IN REVIEW

2014 STATISTICS

GENERAL INFORMATION

# 2013 FINAL STATISTICS

(9-7 Overall) Third AFC West - Mike McCoy  
Home (5-3); Away (4-4); Postseason (1-1)

Date	W/L	Score	Opponent	Att.
09/09	L	28-31	Houston †	59,522
09/15	W	33-30	at Philadelphia	69,144
09/22	L	17-20	at Tennessee	69,143
09/29	W	30-21	Dallas †	68,601
10/06	L	17-27	at Oakland	48,834
10/14	W	19-9	Indianapolis †	57,954
10/20	W	24-6	at Jacksonville	59,550
11/03	L	24-30 OT	at Washington	80,115
11/10	L	20-28	Denver †	68,847
11/17	L	16-20	at Miami	60,256
11/24	W	41-38	at Kansas City	75,259
12/01	L	10-17	Cincinnati	61,536
12/08	W	37-14	New York Giants †	65,132
12/12	W	27-20	at Denver	76,497
12/22	W	26-13	Oakland †	65,675
12/29	W	27-24 OT	Kansas City †	66,374

**AFC Wild Card Playoffs**

01/05 W 27-10 at Cincinnati 62,277

**AFC Divisional Playoffs**

01/12 L 17-24 at Denver 76,969

**Team Statistics**

	Chargers	Opponent
<b>TOTAL FIRST DOWNS</b>	373	327
Rushing	104	98
Passing	230	208
Penalty	39	21
3rd Down: Made/Att	101/206	70/180
3rd Down Pct.	49.0	38.9
4th Down: Made/Att	5/6	6/13
4th Down Pct.	83.3	46.2
<b>TOTAL NET YARDS</b>	6293	5864
Avg. Per Game	393.3	366.5
Total Plays	1060	959
Avg. Per Play	5.9	6.1
<b>NET YARDS RUSHING</b>	1965	1725
Avg. Per Game	122.8	107.8
Total Rushes	486	376
<b>NET YARDS PASSING</b>	4328	4139
Avg. Per Game	270.5	258.7
Sacked/Yards Lost	30/150	35/248
Gross Yards	4478	4387
Att./Completions	544/378	548/364
Completion Pct.	69.5	66.4
Had Intercepted	11	11
<b>PUNTS/AVERAGE</b>	56/43.2	65/47.0
<b>NET PUNTING AVG.</b>	56/40.0	65/42.9
<b>PENALTIES/YARDS</b>	95/765	100/850
<b>FUMBLES/BALL LOST</b>	14/10	15/6
<b>TOUCHDOWNS</b>	42	40
Rushing	9	14
Passing	32	23
Returns	1	3
<b>TIME OF POSSESSION</b>	32:59	27:01

**Score by Quarters**

	Q1	Q2	Q3	Q4	OT	PTS.
<b>Chargers</b>	61	132	85	115	3	396
<b>Opponents</b>	68	106	79	89	6	348

**Scoring**

	TD	RU	PA	RT	PAT	FG	S	PTS.
Novak	0	0	0	0	42/42	34/37	0	144
Allen	8	0	8	0	0/0	0/0	0	48
Royal	8	0	8	0	0/0	0/0	0	48
Woodhead	8	2	6	0	0/0	0/0	0	48
Mathews	7	6	1	0	0/0	0/0	0	42
Gates	4	0	4	0	0/0	0/0	0	24
Green	3	3	0	0	0/0	0/0	0	18
Ajirotutu	1	0	1	0	0/0	0/0	0	6
R. Brown	1	1	0	0	0/0	0/0	0	6
V. Brown	1	0	1	0	0/0	0/0	0	6
Lissemore	1	0	0	1	0/0	0/0	0	6
<b>Chargers</b>	42	9	32	1	42/42	34/37	0	396
<b>Opponents</b>	40	14	23	3	39/39	23/30	0	348

**2-Pt. Conversions: Chargers 0-0, Opponents 0-0**

**Sacks:** Lluguet 5.5, Reyes 5, Keiser 4.5, Ja. Johnson 3, Walker 3, English 2.5, Lissemore 2, Patrick 1.5, Addae 1, Gilchrist 1, Ingram 1, Weddle 1, T. Williams 1, Wynn 1, (group) 1, D. Butler 0.5, Freney 0.5, **Chargers 35**, Opponents 30

	No.	Yds.	Avg.	Long	TD
<b>Rushing</b>					
Mathews	285	1255	4.4	51	6
Woodhead	106	429	4.0	14	2
R. Brown	45	157	3.5	13	1
Rivers	28	72	2.6	18	0
McClain	11	32	2.9	7	0
Royal	3	21	7.0	15	0
Weddle	2	4	2.0	2	0
Whitehurst	6	-5	-0.8	0	0
<b>Chargers</b>	486	1965	4.0	51	9
<b>Opponents</b>	376	1725	4.6	46	14

	No.	Yds.	Avg.	Long	TD
<b>Receiving</b>					
Gates	77	872	11.3	56t	4
Woodhead	76	605	8.0	39	6
Allen	71	1046	14.7	43t	8
Royal	47	631	13.4	54	8
V. Brown	41	472	11.5	51	1
Mathews	26	189	7.3	17	1
Green	17	376	22.1	60t	3
R. Brown	8	60	7.5	15	0
Floyd	6	149	24.8	47	0
Phillips	4	30	7.5	13	0
Ajirotutu	3	64	21.3	26t	1
McClain	2	-7	-3.5	7	0
Rivers	0	-9	-9.0	-9	0
<b>Chargers</b>	378	4478	11.8	60t	32
<b>Opponents</b>	364	4387	12.1	74t	23

	No.	Yds.	Avg.	Long	TD
<b>Interceptions</b>					
Gilchrist	2	43	21.5	26	0
Weddle	2	21	10.5	21	0
Wright	1	41	41.0	41	0
D. Butler	1	30	30.0	30	0
Keiser	1	6	6.0	6	0
Cox	1	2	2.0	2	0
Lissemore	1	0	0.0	0t	1
Patrick	1	0	0.0	0	0
Thomas	1	0	0.0	0	0
<b>Chargers</b>	11	143	13.0	41	1
<b>Opponents</b>	11	146	13.3	52t	2

	No.	Yds.	Avg.	Net	TB	I-20	Lg.	B
<b>Punting</b>								
Scifres	56	2417	43.2	40.0	1	30	61	0
<b>Chargers</b>	56	2417	43.2	40.0	1	30	61	0
<b>Opponents</b>	65	3054	47.0	42.9	5	20	75	0

	Ret.	FC	Yds.	Avg.	Lg.	TD
<b>Punt Returns</b>						
Allen	15	13	125	8.3	28	0
Royal	7	7	41	5.9	12	0
<b>Chargers</b>	22	20	166	7.5	28	0
<b>Opponents</b>	19	19	158	8.3	38	0

	Ret.	Yds.	Avg.	Long	TD
<b>Kickoff Returns</b>					
Woodhead	12	262	21.8	37	0
Hawkins	8	176	22.0	27	0
R. Brown	6	113	18.8	28	0
Whittaker	6	156	26.0	42	0
<b>Chargers</b>	32	707	22.1	42	0
<b>Opponents</b>	73	1797	24.6	46	0

	1-19	20-29	30-39	40-49	50+
<b>Field Goals</b>					
Novak	1/1	9/9	13/16	9/9	2/2
<b>Chargers</b>	1/1	9/9	13/16	9/9	2/2
<b>Opponents</b>	0/0	6/7	6/6	8/11	3/6

Novak: ( ) (49G,44G,33G,46G) (44G,38B) (36G,42G,23G) (37B,35G) (31G,33G,34G,50G) (20G) (19G) (26G,40G,37M) (27G,50G,29G) (30G,30G) (48G) (36G,27G,43G) (38G,35G) (27G,48G,28G,33G) (22G,36G)

**Defensive Tackles (T-A TT-TFL-SK-PR-QB HITS-INT-FF-FR- PD):**  
Weddle 96-18-114-5-1-1-2-1-2-1-2-1-0, Butler 69-30-99-4-0-5-5-1-1-0-1-3, Te'o 49-44-93-5-0-1-2-0-0-0-4, Gilchrist 66-18-84-3-1-0-2-2-1-1-4, Marshall 50-11-61-1-0-1-0-0-1-6, Wright 55-2-57-1-0-0-0-1-0-0-13, Lluguet 37-13-50-10-5-7-18-0-0-0-4, Johnson 28-21-49-4-3-4-5-0-1-0-2, Walker 30-12-42-5-5-4-6-0-1-0-0, Reyes 29-14-42-5-5-15-16-0-0-0-2, Cox 35-4-39-0-0-0-0-1-0-6, Patrick 34-2-36-3-1-5-0-4-1-1-0-2, Addae 26-6-32-1-1-0-1-0-1-2, Lissemore 21-10-31-5-2-2-4-1-0-0-0, Thomas 18-12-30-7-0-3-2-1-0-0-2, Gachkar 17-8-25-1-0-0-1-0-1-0-0, Bird 14-11-25-0-0-1-0-0-0-0-0, Keiser 13-7-20-5-4-5-4-10-1-0-0-1, English 15-4-19-3-2-5-4-5-0-1-0-1, Guy 10-8-18-0-0-1-3-0-0-0-4, Ingram 5-8-13-1-1-4-1-0-1-0-0, Williams 8-3-11-1-1-1-1-0-1-0-0, Stuckey 7-2-9-0-0-0-0-0-0-0-0, Wynn 3-0-3-1-1-2-2-0-0-0-0, Butler 2-1-3-0-0-0-0-0-0-1-0-0-0, Geathys 2-1-3-0-0-0-0-0-0-0, Freney 0-1-1-1-0-5-7-4-0-0-0-0

**Special Teams Tackles (solo-ast-total):** Ajirotutu 12-0-12, Weddle 9-2-11, Green 10-0-10, Stuckey 7-3-10, Addae 8-1-9, Marshall 8-0-8, Gachkar 7-1-8, Bird 6-2-8, Novak 5-0-5, Patrick 4-0-4, Phillips 3-1-4, Windt 2-0-2, Allen 1-0-1, Butler 1-0-1, Gilchrist 1-0-1, Royal 1-0-1, Scifres 1-0-1, Wright 1-0-1, English 0-1-1

	Att.	Comp.	Yds.	Comp.%	Yds./Att.	TD	TD%	Int.	Int.%	Long	Sack/Lost	Rating
<b>Passing</b>												
Rivers	544	378	4478	69.5%	8.23	32	5.9%	11	2.0%	60t	30/150	105.5
<b>Chargers</b>	544	378	4478	69.5%	8.23	32	5.9%	11	2.0%	60t	30/150	105.5
<b>Opponents</b>	548	364	4387	66.4%	8.01	23	4.2%	11	2.0%	74t	35/248	96.4



# 2012 FINAL STATISTICS

(7-9 Overall) **Second AFC West - Norv Turner**  
**Home (3-5); Away (4-4)**

Date	W/L	Score	Opponent	Att.
09/10	W	22-14	at Oakland	61,896
09/16	W	38-10	Tennessee †	60,804
09/23	L	3-27	Atlanta	61,297
09/30	W	37-20	at Kansas City	69,979
10/07	L	24-31	at New Orleans	73,109
10/15	L	24-35	Denver †	68,604
10/28	L	6-7	at Cleveland	65,337
11/01	W	31-13	Kansas City †	55,831
11/11	L	24-34	at Tampa Bay	54,813
11/18	L	23-30	at Denver	76,769
11/25	L	13-16 OT	Baltimore	57,882
12/02	L	13-20	Cincinnati	54,980
12/09	W	34-24	at Pittsburgh	61,359
12/16	L	7-31	Carolina	53,832
12/23	W	27-17	at New York Jets	79,088
12/30	W	24-21	Oakland †	66,486

Team Statistics		Chargers	Opponent
TOTAL FIRST DOWNS			
Rushing		293	316
Passing		81	85
Penalty		184	201
3rd Down: Made/Att		28/27	30
3rd Down Pct.		82/214	90/214
4th Down: Made/Att		37/8	42/1
4th Down Pct.		6/11	4/10
POSESSION AVG.		54.5	40.0
TOTAL NET YARDS		3110	2850
Avg. Per Game		476	523
Total Plays		297.3	326.4
Avg. Per Play		988	1012
NET YARDS RUSHING		1461	1542
Avg. Per Game		91.3	96.4
Total Rushes		411	406
NET YARDS PASSING		3295	3681
Avg. Per Game		205.9	230.1
Sacked/Yards Lost		49/311	38/244
Gross Yards		3606	3925
Att./Completions		528/338	568/347
Completion Pct.		64.0	61.1
Had Intercepted		15	14
PUNTS/AVERAGE		84/46.6	80/45.4
NET PUNTING YARDS		84/40.6	80/40.2
PENALTIES/YARDS		103/796	102/798
FUMBLES/BALL LOST		24/11	29/14
TOUCHDOWNS		4	42
Rushing		4	10
Passing		26	28
Returns		9	4

Score by Quarters	Q1	Q2	Q3	Q4	OT	PTS.
Chargers	99	100	70	81	0	350
Opponents	72	79	69	127	3	350

Scoring	TD	RU	PA	RT	PAT	FG	S	PTS.
Novak	0	0	0	0	33/33	18/20	0	87
Alexander	7	0	7	0	0/0	0/0	0	82
Gates	7	0	7	0	0/0	0/0	0	42
Floyd	5	0	5	0	0/0	0/0	0	30
Kaeding	0	0	0	0	6/6	7/7	0	27
Battle	4	3	1	0	0/0	0/0	0	24
Rosario	1	3	3	0	0/0	0/0	0	18
Spurlock	2	0	2	0	0/0	0/0	0	12
Jammer	2	0	2	0	0/0	0/0	0	12
Meachem	2	0	2	0	0/0	0/0	0	12
Williams	2	0	2	0	0/0	0/0	0	12
Phillips	1	0	1	0	0/0	0/0	1	8
Butler	1	0	1	0	0/0	0/0	0	6
Mathews	1	1	0	0	0/0	0/0	0	6
Royal	1	0	1	0	0/0	0/0	0	6
Weddle	1	0	1	0	0/0	0/0	0	6
Scifres	0	0	0	0	0/0	0/0	0	0
<b>Chargers</b>	<b>39</b>	<b>4</b>	<b>26</b>	<b>9</b>	<b>39/39</b>	<b>25/27</b>	<b>1</b>	<b>350</b>
Opponents	42	10	28	4	39/39	19/21	0	350

**2-Pt. Conversions: Chargers 0-0, Opponents 1-3**

**Sacks:** Phillips 9.5, Liguett 7, Reyes 5.5, Barnes 3, Butler 3, English 1.5, Johnson 1.5, Gachkar 1, Garay 1, Gilchrist 1, Ingram 1, Martin 1, Weddle 1, Spikes 0.5, Taylor 0.5, **Chargers 38**, Opponents 49

**Special Teams Tackles (solo-ast-total):** Stuckey 10-2-12, Ingram 9-1-10, Battle 7-3-10, Lynch 8-0-8, Gachkar 7-1-8, Wright 7-0-7, Williams 6-0-6, Bigby 4-2-6, Bird 5-0-5, Rosario 4-0-4, Carr 3-1-4, Gilchrist 2-2-4, McMichael 0-4-4, Windt 3-0-3, Goodman 2-0-2, Ajirrotutu 1-1-2, Spurlock 1-1-2, English 1-0-0, Mouton 1-0-1, Novak 1-0-1, Taylor 1-0-1

Passing	Att.	Comp.	Yds.	Comp.%	Yds./Att.	TD	TD%	Int.	Int.%	Long	Sack/Lost	Rating
Rivers	527	338	3606	64.1%	6.84	26	4.9%	15	2.8%	80t	49/31	88.6
Alexander	1	0	0	0.0%	0.00	0	0.0%	0	0.0%	---	0/0	39.6
<b>Chargers</b>	<b>528</b>	<b>338</b>	<b>3606</b>	<b>64.0%</b>	<b>6.83</b>	<b>26</b>	<b>4.9%</b>	<b>15</b>	<b>2.8%</b>	<b>80t</b>	<b>49/31</b>	<b>88.5</b>
Opponents	568	347	3925	61.1%	6.91	28	4.9%	14	2.5%	85	38/244	87.9

Rushing	No.	Yds.	Avg.	Long	TD
Mathews	184	707	3.8	31	1
Battle	95	311	3.3	52	3
R. Brown	46	220	4.8	21	0
Brinkley	39	115	2.9	13	0
McClain	14	42	3.0	17	0
Rivers	27	40	1.5	11	0
Royal	3	22	7.3	11	0
Weddle	2	10	5.0	6	0
Meachem	1	-6	-6.0	-6	0
<b>Chargers</b>	<b>411</b>	<b>1461</b>	<b>3.6</b>	<b>52</b>	<b>4</b>
Opponents	406	1542	3.8	41	10

Receiving	No.	Yds.	Avg.	Long	TD
Floyd	56	814	14.5	39	5
Gates	49	538	11.0	34t	7
R. Brown	49	371	7.6	25	0
Mathews	39	252	6.5	24	0
Alexander	37	658	17.8	80t	7
Royal	23	234	10.2	31	1
Spurlock	9	79	8.8	13	0
Battle	15	108	7.2	18	1
Meachem	14	207	14.8	46	2
Brinkley	12	77	6.4	12	0
Rosario	10	95	9.5	18	3
McMichael	9	51	5.7	31	0
McClain	8	29	3.6	12	0
L. Green	4	56	14.0	31	0
Ajirrotutu	3	45	15.0	28	0
Clary	1	-8	-8.0	-8	0
<b>Chargers</b>	<b>338</b>	<b>3606</b>	<b>10.7</b>	<b>80t</b>	<b>26</b>
Opponents	347	3925	11.3	55	28

Interceptions	No.	Yds.	Avg.	Long	TD
Jammer	3	89	29.7	80t	1
Weddle	3	52	17.3	23t	1
Williams	2	90	45.0	59t	2
Lynch	2	50	25.0	30	0
Cason	2	34	17.0	31	0
Butler	1	21	11.0	21t	1
Bird	1	0	0.0	0	0
<b>Chargers</b>	<b>14</b>	<b>336</b>	<b>24.0</b>	<b>80t</b>	<b>5</b>
Opponents	15	220	14.7	83t	2

Punting	No.	Yds.	Avg.	Net	TB	I-20	Lg.	B
Scifres	81	3914	48.3	40.6	7	30	66	3
<b>Chargers</b>	<b>84</b>	<b>3914</b>	<b>46.6</b>	<b>40.6</b>	<b>7</b>	<b>30</b>	<b>66</b>	<b>3</b>
Opponents	80	3635	45.4	40.5	5	29	79	1

Punt Returns	Ret.	FC	Yds.	Avg.	Lg.	TD
Spurlock	11	12	188	17.1	63t	1
Royal	12	2	64	5.3	14	0
Weddle	7	1	48	6.9	20	0
Carr	2	5	11	5.5	11	0
Cason	1	2	9	9.0	9	0
<b>Chargers</b>	<b>33</b>	<b>22</b>	<b>320</b>	<b>9.7</b>	<b>63t</b>	<b>1</b>
Opponents	40	15	362	9.1	24	0

Kickoff Returns	Ret.	Yds.	Avg.	Long	TD
Goodman	18	497	27.6	39	0
Spurlock	10	257	25.7	99t	1
Carr	5	102	20.4	26	0
Brinkley	4	86	21.5	28	0
Ingram	2	-1	-5.0	0	0
Cason	1	16	16.0	16	0
<b>Chargers</b>	<b>40</b>	<b>957</b>	<b>23.9</b>	<b>99t</b>	<b>1</b>
Opponents	45	1017	22.6	71	0

Field Goals	1-19	20-29	30-39	40-49	50+
Novak	1/1	5/5	6/6	4/4	2/4
Kaeding	1/1	3/3	0/0	3/3	0/0
<b>Chargers</b>	<b>2/2</b>	<b>8/8</b>	<b>6/6</b>	<b>7/7</b>	<b>2/4</b>
Opponents	3/3	3/3	5/6	7/7	1/2

Novak: ( ) ( ) ( ) ( ) (24G, 47G, 45G) (20G, 55N) (32G) (43G, 31G) (25G) (34G) ( ) (47G, 30G) (20G, 19G, 54N) (51G, 39G) ( ) (51G, 27G) (30G) ( )  
 Kaeding: (3G, 28G, 19G, 41G, 45G) (26G) (41G) ( ) ( ) ( ) ( ) ( ) ( ) ( ) ( ) ( ) ( ) ( ) ( ) ( ) ( )

**Defensive Tackles (solo-ast-total-pd-ff-fr-tfll):** Weddle 81-32-113-5-10-7, Spikes 59-40-99-2-1-0-1, Butler 56-38-94-5-10-8, Bigby 46-33-79-3-0-0-2, Gilchrist 48-28-76-5-0-0-3, Cason 61-10-71-12-1-0-0, Liguett 42-19-61-9-1-1-15, Jammer 45-12-57-9-1-3-2, Williams 27-27-54-2-0-0-1, Lynch 28-19-47-4-0-2-0, Johnson 22-25-47-2-1-0-2, Phillips 20-27-47-2-2-3-11, Reyes 20-14-34-1-0-0-4, Thomas 20-10-30-0-0-0-2, Ingram 18-11-29-5-2-0-5, Martin 16-11-27-0-1-0-4, Franklin 19-4-23-0-0-0-0, Garay 8-9-17-0-0-0-2, Bird 7-8-15-4-0-0-1, Wright 9-5-14-1-1-0-0, Gachkar 8-5-13-0-0-0-2, English 5-6-11-0-0-1-2, Taylor 4-3-7-0-0-1-1, Barnes 6-0-6-0-1-2-4, Mouton 1-1-2-0-0-0-0, Guyton 1-0-1-0-0-0-0

# 2011 FINAL STATISTICS

**(8-8 Overall) Second AFC West - Norv Turner**  
Home (5-3); Away (3-5)

Date	W/L	Score	Opponent	Att.
09/11	W	24-17	Minnesota †	66,716
09/18	L	21-35	at New England	68,756
09/25	W	20-17	Kansas City †	62,236
10/02	W	26-16	Miami	63,002
10/09	W	29-24	at Denver	74,895
10/23	L	21-27	at New York Jets	79,088
10/31	L	20-23 OT	at Kansas City	72,733
11/06	L	38-45	Green Bay †	68,908
11/10	L	17-24	Oakland †	68,109
11/20	L	20-31	at Chicago	62,344
11/27	L	13-16 OT	Denver †	64,436
12/05	W	38-14	at Jacksonville	62,743
12/11	W	37-10	Buffalo	62,494
12/18	W	34-14	Baltimore †	67,242
12/24	L	10-38	at Detroit	62,469
01/01	W	38-26	at Oakland	58,721

Team Statistics		Chargers	Opponent
TOTAL FIRST DOWNS		359	311
Rushing		97	102
Passing		234	186
Penalty		28	23
3rd Down: Made/Att		103/211	96/195
3rd Down Pct.		48.8	49.2
4th Down: Made/Att		4/11	1/9
4th Down Pct.		36.4	11.1
TOTAL NET YARDS		6290	5546
Avg. Per Game		393.1	346.6
Total Plays		1048	958
Avg. Per Play		6.0	5.8
NET YARDS RUSHING		1864	1955
Avg. Per Game		116.5	122.2
Total Rushes		436	448
NET YARDS PASSING		4426	3591
Avg. Per Game		276.6	224.4
Sacked/Yards Lost		30/198	32/187
Gross Yards		4624	3778
Att./Completions		582/366	478/299
Completion Pct.		62.9	62.6
Had Intercepted		20	17
PUNTS/AVERAGE		47/47.5	60/47.0
NET PUNTING AVG.		47/39.7	60/41.0
PENALTIES/YARDS		91/753	92/760
FUMBLES/BALL LOST		20/58	11/4
TOUCHDOWNS		46	43
Rushing		16	8
Passing		27	29
Returns		3	6
TIME OF POSSESSION		31:39	28:21

Score by Quarters		Q1	Q2	Q3	Q4	OT	PTS.
Chargers		81	124	116	85	0	406
Opponents		89	118	67	97	6	377

Scoring	TD	RU	PA	RT	PAT	FG	S	PTS.
Novak	0	0	0	0	41/42	27/34	0	122
Tolbert	10	8	2	0	0/0	0/0	0	60
Jackson	9	0	9	0	0/0	0/0	0	54
Gates	7	0	7	0	0/0	0/0	0	42
Mathews	6	6	0	0	0/0	0/0	0	36
Floyd	5	0	5	0	0/0	0/0	0	30
V. Brown	2	0	2	0	0/0	0/0	0	12
Brinkley	1	1	0	0	0/0	0/0	0	6
Butler	1	0	1	0	0/0	0/0	0	6
Crayton	1	0	1	0	0/0	0/0	0	6
Goodman	1	0	0	1	0/0	0/0	0	6
Gregory	1	0	0	1	0/0	0/0	0	6
Hester	1	0	1	0	0/0	0/0	0	6
Rivers	1	1	0	0	0/0	0/0	0	6
Scifres	0	0	0	0	3/3	1/1	0	6
<b>Chargers</b>	<b>46</b>	<b>16</b>	<b>27</b>	<b>3</b>	<b>44/45</b>	<b>28/35</b>	<b>0</b>	<b>406</b>
Opponents	43	8	29	6	40/40	25/28	0	377

**2-PT. Conversions:** Brinkley, **Chargers 1-1**, Opponents 2-3  
**Sacks:** Barnes 11, Thomas 4, Phillips 3.5, Harris 3, Garay 2.5, Butler 2, English 2, LaBoy 1, Lluguet 1, Martin 1, Spikes 1, **Chargers 32**, Opponents 30

Rushing	No.	Yds.	Avg.	Long	TD
Mathews	222	1091	4.9	39	6
Tolbert	121	490	4.0	40	8
Brinkley	30	101	3.4	12	1
Hester	28	90	3.2	16	0
Jackson	3	51	17.0	41	0
Rivers	26	36	1.4	15	1
Weddle	1	10	10.0	10	0
Volek	5	-5	-1.0	-1	0
<b>Chargers</b>	<b>436</b>	<b>1864</b>	<b>4.3</b>	<b>41</b>	<b>16</b>
Opponents	448	1955	4.4	46	8

Receiving	No.	Yds.	Avg.	Long	TD
Gates	64	778	12.2	38t	7
Jackson	60	1106	18.4	58	9
Tolbert	54	433	8.0	27	2
Mathews	50	455	9.1	42	5
Floyd	43	856	19.9	52t	5
McMichael	30	271	9.0	30	0
Crayton	23	248	10.8	26t	1
V. Brown	19	329	17.3	31	2
Hester	12	48	4.0	11	1
Brinkley	7	41	5.9	20	0
Walters	3	27	9.0	13	0
Sperry	1	32	32.0	32	0
<b>Chargers</b>	<b>366</b>	<b>4624</b>	<b>12.6</b>	<b>58</b>	<b>27</b>
Opponents	299	3778	12.6	78	29

Interceptions	No.	Yds.	Avg.	Long	TD
Weddle	7	89	12.7	26	0
Cason	2	69	34.5	64	0
Gilchrist	2	22	11.0	21	0
Phillips	2	0	0.0	0	0
Spikes	1	45	45.0	45	0
Gregory	1	26	26.0	26t	1
Oliver	1	7	7.0	7	0
Butler	1	2	2.0	2	0
<b>Chargers</b>	<b>17</b>	<b>260</b>	<b>15.3</b>	<b>64</b>	<b>1</b>
Opponents	20	522	26.1	76	4

Punting	No.	Yds.	Avg.	Net	TB	I-20	Lg.	B
Scifres	47	2234	47.5	39.7	2	17	71	0
<b>Chargers</b>	<b>47</b>	<b>2234</b>	<b>47.5</b>	<b>39.7</b>	<b>2</b>	<b>17</b>	<b>71</b>	<b>0</b>
Opponents	60	2822	47.0	41.0	5	18	68	0

Punt Returns	Ret.	FC	Yds.	Avg.	Lg.	TD
Crayton	22	9	202	9.2	31	0
Walters	8	3	45	5.6	13	0
Cason	1	0	17	17.0	17	0
<b>Chargers</b>	<b>31</b>	<b>12</b>	<b>264</b>	<b>8.5</b>	<b>31</b>	<b>0</b>
Opponents	25	12	329	13.2	37	0

Kickoff Returns	Ret.	Yds.	Avg.	Long	TD
Goodman	34	936	27.5	105t	1
Gilchrist	3	46	15.3	20	0
Hester	3	71	23.7	24	0
Brinkley	2	34	17.0	22	0
Sperry	1	13	13.0	13	1
<b>Chargers</b>	<b>43</b>	<b>1100</b>	<b>25.6</b>	<b>105t</b>	<b>1</b>
Opponents	57	1451	25.5	103t	1

Field Goals	1-19	20-29	30-39	40-49	50+
Novak	0/0	11/11	4/5	8/11	4/7
Scifres	0/0	0/0	0/0	1/1	0/0
<b>Chargers</b>	<b>0/0</b>	<b>11/11</b>	<b>4/5</b>	<b>9/12</b>	<b>4/7</b>
Opponents	0/0	4/4	11/13	7/7	3/4

Novak: ( ) ( ) (55G, 41G) (27G, 48G, 23G, 38G) (24G, 32G, 28G, 51G, 35G) ( ) (44G, 52N, 44G, 42G, 26G) (52G) (20G, 46N) (28G, 55N, 48G) (53G, 25G, 48N, 53N) (25G) (47G) (45G, 37N, 28G) (22G) (51G, 44N)

Scifres: (40G) ( ) ( ) ( ) ( ) ( ) ( ) ( ) ( ) ( ) ( ) ( ) ( ) ( ) ( ) ( )

**Defensive Tackles (solo-ast-total-pd-ff-4t-ftf):** Takeo Spikes 84-35-119-3-0-0-6, Donald Butler 78-24-102-1-2-1-10, Eric Weddle 67-25-92-8-0-1-2, Steve Gregory 52-20-72-4-0-0-0, Antonio Garay 41-26-67-0-0-0-9, Antoine Cason 51-4-55-15-0-0-0, Quentin Jammer 48-4-52-5-0-0-1, Vaughn Martin 35-14-49-0-0-0-5, Travis LaBoy 32-15-47-1-1-0-3, Antwan Barnes 36-7-43-1-2-0-2-10, Na'il Diggs 28-11-39-1-0-0-1, Shaun Phillips 30-7-37-6-0-0-7, Dante Hughes 25-9-34-2-0-1-2, Marcus Gilchrist 21-5-26-2-0-0-0-0, Cam Thomas 19-7-26-2-0-0-6, Corey Luebke 18-8-26-3-1-1-5, Tommie Harris 10-4-17-0-0-0-5, Jacques Cesaire 10-7-17-0-0-0-1, Paul Oliver 11-3-14-2-1-0-0, Bob Sanders 8-6-14-0-0-0-0, Brent Bird 5-2-7-1-0-0-1, Larry English 5-2-7-0-0-0-2, Ogemdi Nwabubu 4-2-6-0-0-0-1, Andrew Gachkar 2-0-2-0-0-0-0, Everette Brown 0-1-1-0-0-0-0

**Special Teams Tackles (solo-ast-total):** Mike Tolbert 10-2-12, Andrew Gachkar 9-3-12, Darrell Stuckey 9-3-12, Jacob Hester 8-3-19, Brent Bird 5-3-8, Dante Hughes 4-3-7, Randy McMichael 4-2-6, Marcus Gilchrist 3-3-6, Richard Goodman 5-0-5, Eric Weddle 4-0-4, Shareece Wright 4-0-4, Antwan Barnes 2-2-4, Curtis Brinkley 2-0-2, Steve Gregory 2-0-2, Paul Oliver 2-0-2, Donald Butler 1-0-1, Na'il Diggs 1-0-1, Mike Scifres 1-0-1, Kory Sperry 1-0-1, Mike Windt 1-0-1, Quentin Jammer 0-1-1, Takeo Spikes 0-1-1

Passing	Att.	Comp.	Yds.	Comp.%	Yds./Att.	TD	TD%	Int.	Int.%	Long	Sack/Loss	Rating
Rivers	582	366	4624	62.9%	7.95	27	4.6%	20	3.4%	58	30/198	88.7
Tolbert	0	0	0		0	0	0	0	0	0	0/0	—
<b>Chargers</b>	<b>582</b>	<b>366</b>	<b>4624</b>	<b>62.9%</b>	<b>7.95</b>	<b>27</b>	<b>4.6%</b>	<b>20</b>	<b>3.4%</b>	<b>58</b>	<b>30/198</b>	<b>88.7</b>
Opponents	478	299	3778	62.6%	7.90	29	6.1%	17	3.6%	78	32/187	92.5

COMMUNITY

FRONT OFFICE

VETERANS

DRAFT PICKS  
& FREE AGENTS

2022 IN  
REVIEW

2011  
STATISTICS

GENERAL  
INFORMATION

# 2010 FINAL STATISTICS

## (9-7 Overall) Second AFC West - Norv Turner Home (6-2); Away (3-5)

Date	W/L	Score	Opponent	Att.
09/13	L	14-21	at Kansas City	71,297
09/19	W	38-13	Jacksonville	62,691
09/26	L	20-27	at Seattle	67,106
10/03	W	41-10	Arizona	62,189
10/10	L	27-35	at Oakland	48,279
10/17	L	17-20	at St. Louis	52,472
10/24	L	20-23	New England †	68,836
10/31	W	33-25	Tennessee	59,260
11/07	W	29-23	at Houston	70,886
11/22	W	35-14	Denver †	68,482
11/28	W	36-14	at Indianapolis	66,085
12/05	L	13-28	Oakland †	68,183
12/12	W	31-0	Kansas City †	66,780
12/16	W	34-7	San Francisco †	67,820
12/26	L	20-34	at Cincinnati	54,194
01/02	W	33-28	at Denver	74,155

### Team Statistics

	Chargers	Opponent
TOTAL FIRST DOWNS	357	247
Rushing	94	77
Passing	236	153
Penalty	27	17
Third Down: Made/Att	92/205	70/208
Third Down Pct.	.449	.337
Fourth Down: Made/Att	5/13	12/28
Fourth Down Pct.	.385	.429
TOTAL NET YARDS	6,329	4,345
Avg. Per Game	395.6	271.6
Total Plays	1,039	939
Avg. Per Play	6.1	4.6
NET YARDS RUSHING	1,810	1,500
Avg. Per Game	113.1	93.8
Total Rushes	457	404
NET YARDS PASSING	4,519	2,845
Avg. Per Game	282.4	177.8
Sacked/Yards Lost	38/227	47/290
Gross Yards	4,746	3,135
Attempts/Completions	544/359	488/285
Completion Pct.	.660	.584
Had Intercepted	13	16
PUNTS/AVERAGE	56/43.4	81/42.1
NET PUNTING AVG.	30.8	36.2
PENALTIES/YARDS	84/677	97/769
FUMBLES/BALL LOST	25/16	13/7
TOUCHDOWNS	51	39
Rushing	18	14
Passing	30	18
Returns	3	7
TIME OF POSSESSION	33:03	26:57

### Score by Quarters

Chargers	Q1	Q2	Q3	Q4	OT	PTS.
Chargers	76	128	107	130	0	441
Opponents	96	94	31	101	0	322

Scoring	TD	RU	PA	RT	PAT	FG	S	PTS.
Kaeding	0	0	0	0	40/40	23/28	0	109
Tolbert	11	11	0	0	0/0	0/0	0	68
Gates	10	0	10	0	0/0	0/0	0	60
Mathews	7	7	0	0	0/0	0/0	0	42
Floyd	6	6	0	0	0/0	0/0	0	36
Brown	0	0	0	0	8/8	4/5	0	20
Jackson	3	3	0	0	0/0	0/0	0	18
Ajrotutu	2	2	0	0	0/0	0/0	0	12
McMichael	2	2	0	0	0/0	0/0	0	12
Sproles	2	2	0	0	0/0	0/0	0	12
Naanee	1	1	0	0	0/0	0/0	0	8
Burnett	1	0	1	0	0/0	0/0	0	6
Crayton	1	0	1	0	0/0	0/0	0	6
Davis	1	0	1	0	0/0	0/0	0	6
Hester	1	0	1	0	0/0	0/0	0	6
Phillips	1	0	1	0	0/0	0/0	0	6
Washington	1	0	1	0	0/0	0/0	0	6
Weddle	1	0	0	0	0/0	0/0	0	6
Siler	0	0	0	0	0/0	0/0	1	2
Chargers	51	18	30	3	48/48	27/33	1	441
Opponents	39	14	18	7	36/37	16/16	2	322

### 2-Pt. Conversions: Naanee, Tolbert, Chargers 2-3, Opponents 1-2

**Sacks:** Phillips 11, Burnett 6, Garay 5.5, Barnes 4.5, Applegate 3, English 3, Castillo 2.5, Thomas 2, Cesaire 1.5, Cooper 1, T. Johnson 1, Lang 1, Martin 1, Siler 1, Strickland 1, Tucker 1, Nwagwu 0.5, Weddle 0.5, **Chargers 47**, Opponents 37

Rushing	No.	Yds.	Avg.	Long	TD
Tolbert	182	735	4.0	36	11
Mathews	158	678	4.3	31	7
Sproles	50	267	5.3	34	0
Hester	26	60	2.3	6	0
Rivers	29	52	1.8	14	0
Jackson	1	14	14.0	14	0
Brinkley	2	11	5.5	9	0
Naanee	3	-2	-0.7	5	0
Volek	6	-5	-0.8	0	0

Chargers	457	1810	4.0	36	18
Opponents	404	1500	3.7	56	14

Receiving	No.	Yds.	Avg.	Long	TD
Sproles	59	520	8.8	57	2
Gates	50	782	15.6	48	10
Floyd	37	717	19.4	55	6
Crayton	28	514	18.4	49	1
Tolbert	25	216	8.6	28	0
Naanee	23	371	16.1	59	1
Hester	22	145	6.6	21	1
Mathews	22	145	6.6	17	0
Davis	21	259	12.3	49	1
McMichael	20	221	11.1	28	2
Jackson	14	248	17.7	58	3
Ajrotutu	13	262	20.2	55	2
Washington	13	173	13.3	36	1
Kr. Wilson	6	73	12.2	37	0
Sperry	4	73	18.3	35	0
Goodman	1	25	25.0	25	0
Banks	1	2	2.0	2	0

Chargers	359	4746	13.2	59	30
Opponents	285	3135	11.0	71	18

Interceptions	No.	Yds.	Avg.	Long	TD
Cason	4	51	12.8	28	0
Weddle	2	64	32.0	41	1
Gregory	2	41	20.5	41	0
Burnett	2	31	15.5	29	1
Jammer	2	5	2.5	5	0
Phillips	1	31	31.0	31	1
Oliver	1	15	15.0	15	0
Cooper	1	2	2.0	2	0
Siler	1	0	0.0	0	0
Chargers	16	240	15.0	41	3
Opponents	13	167	12.8	47	0

Punting	No.	Yds.	Avg.	Net	TB	I-20	Lg.	B.
Scifres	52	2430	46.7	30.8	9	13	67	4
Chargers	56	2430	43.4	30.8	9	13	67	4
Opponents	81	3414	42.1	36.2	3	28	63	0

Punt Returns	Ret.	FC	Yds.	Avg.	Lg.	TD
Sproles	24	11	166	6.9	16	0
Cason	14	4	231	16.5	62	0
Crayton	2	2	23	11.5	13	0
Weddle	0	2	0	---	---	0
Chargers	40	19	420	10.5	62	0
Opponents	28	7	528	18.9	94	1

Kickoff Returns	Ret.	Yds.	Avg.	Long	TD
Sproles	51	125	24.5	45	0
Hester	3	25	8.3	13	0
Brinkley	3	29	29.0	29	0
Crayton	1	31	31.0	31	0
Chargers	56	1342	24.0	45	0
Opponents	84	1880	22.4	101	3

Field Goals	1-19	20-29	30-39	40-49	50+
Kaeding	0/0	6/6	7/8	9/10	1/4
Brown	0/0	1/1	3/3	0/0	0/1
Chargers	0/0	7/7	10/11	9/10	1/5
Opponents	0/0	6/6	4/4	4/4	2/2

Kaeding: ( ) (41G) (29G) (38N,48G,47G) (43G,34G) (41G,49B) ( ) ( ) ( ) (52N), (28G,33G, 50G,30G,20G) (39G,50N,33G) (48G) (25G,39G) (20G,28G), (42G,45G,47G,37G,53N)  
Brown: ( ) ( ) ( ) ( ) ( ) (32G,28G,50N) (34G, 36G) ( ) ( ) ( ) ( ) ( ) ( )

Defensive Tackles (solo-ast-total-pd-ff-fr-ff)	TD	%	Int.	Int.%	Sack	Lost	Rating
Defensive Tackles	10	5.5%	13	2.4%	59	38/227	39.6
Sproles	0	0.0%	0	0.0%	---	0/0	101.8
Hester	0	0.0%	0	0.0%	28	0/0	100.0
Brinkley	0	0.0%	0	0.0%	28	0/0	118.8
Crayton	0	0.0%	0	0.0%	8	0/0	100.0
Chargers	30	5.5%	13	2.4%	59	38/227	101.9
Opponents	18	3.7%	16	3.3%	71	47/229	76.2

COMMUNITY

FRONT OFFICE

VETERANS

TRADE PICKS & FREE AGENTS

2022 IN REVIEW

2010 STATISTICS

GENERAL INFORMATION

# 2009 FINAL STATISTICS

(13-3 Overall) First AFC West - Norv Turner  
Home (6-2); Away (7-1); Postseason (0-1)

Date	W/L	Score	Opponent	Att.
09/14	W	24-20	at Oakland	61,940
09/20	L	26-31	Baltimore †	66,882
09/27	W	23-13	Miami †	67,230
10/04	L	28-38	at Pittsburgh	64,045
10/19	L	23-34	Denver †	68,615
10/25	W	37- 7	at Kansas City	69,337
11/01	W	24-16	Oakland †	67,016
11/08	W	21-20	at New York Giants	78,774
11/15	W	31-23	Philadelphia †	68,879
11/22	W	32- 3	at Denver	74,707
11/29	W	43-14	Kansas City †	65,280
12/06	W	30-23	at Cleveland	67,978
12/13	W	20-17	at Dallas	90,552
12/20	W	27-24	Cincinnati †	68,889
12/25	W	42-17	at Tennessee	69,143
01/03	W	23-20	Washington †	67,554

**AFC Divisional Playoffs**

01/17	L	14-17	New York Jets †	69,498
-------	---	-------	-----------------	--------

**Team Statistics**

	Chargers	Opponent
<b>TOTAL FIRST DOWNS</b>	330	309
Rushing	80	112
Passing	222	177
Penalty	28	20
Third Down: Made/Att	83/187	82/203
Third Down Pct.	44.4%	40.4%
Fourth Down: Made/Att	5/10	10/20
Fourth th Down Pct.	50.0%	50.0%
<b>TOTAL NET YARDS</b>	5761	5232
Avg. Per Game	360.1	327.0
Total Plays	972	991
Avg. Per Play	5.9	5.3
<b>NET YARDS RUSHING</b>	1423	1884
Avg. Per Game	88.9	117.8
Total Rushes	427	422
<b>NET YARDS PASSING</b>	4338	3348
Avg. Per Game	271.1	209.3
Sacked/Yards Lost	26/168	35/221
Gross Yards	4506	3569
Attempts/Completions	519/338	534/326
Completion Pct.	65.1%	61.0%
Had Intercepted	10	14
<b>PUNTS/AVERAGE</b>	52/40.0	63/43.0
NET PUNTING AVG.	39.2	37.6
PENALTIES/YARDS	78/570	103/795
FUMBLES/BALL LOST	14/17	24/11
<b>TOUCHDOWNS</b>	51	35
Rushing	17	10
Passing	29	23
Returns	5	2
<b>TIME OF POSSESSION</b>	29:58	30:02

**Score by Quarters**

	Q1	Q2	Q3	Q4	OT	PTS.
<b>Chargers</b>	103	120	107	124	0	454
Opponents	51	98	57	114	0	320

**Scoring**

	TD	RU	PA	RT	PAT	FG	PTS.
Kaeding	0	0	0	0	50/51	32/35	146
Tomlinson	12	12	0	0	0/0	0/0	72
Jackson	9	0	9	0	0/0	0/0	54
Sproles	8	3	4	1	0/0	0/0	48
Gates	8	0	8	0	0/0	0/0	48
Tolbert	4	1	3	0	0/0	0/0	24
Hester	2	0	0	2	0/0	0/0	12
Naanee	2	0	0	2	0/0	0/0	12
Oliver	1	0	0	1	0/0	0/0	6
Chambers	1	0	1	0	0/0	0/0	6
Floyd	1	0	1	0	0/0	0/0	6
Wilson	1	0	1	0	0/0	0/0	6
Weddle	1	1	0	1	0/0	0/0	6
Rivers	1	1	0	0	0/0	0/0	6
<b>Chargers</b>	51	17	29	5	50/51	32/35	454
Opponents	35	10	23	2	33/33	25/29	320

**2-Pt. Conversions: Chargers 0-0, Opponents 1-2**

**Sacks:** Phillips 7.0, Merriman 4.0, Boone 3.0, Burnett 2.5, Siler 2.0, Gregory 2.0, Harris 2.0, Castillo 2.0, English 2.0, Weddle 1.5, Ellison 1.0, Oliver 1.0, Nwabguo 1.0, Dobbins 1.0, Scott 1.0, Cesaire 1.0. **Chargers: 34.0, Opponents: 26.0**

**Passing**

	Att.	Comp.	Yds.	Comp.%	Yds./Att.	TD	TD%	Int.	Int.%	Long	Sack/Lost	Rating
P.Rivers	486	317	4254	65.2%	8.8	28	5.8%	9	1.9%	81t	25/167	104.4
B.Volek	31	20	231	64.3%	7.5	1	3.2%	1	3.2%	50	1/1	84.2
L.Naanee	1	1	21	100.0%	21.0	0	0.0%	0	0.0%	21	0/0	118.8
L.Tomlinson	1	0	0	0.0%	0.0	0	0.0%	0	0.0%	0	0/0	39.6
<b>Chargers</b>	519	338	4506	65.1%	8.7	29	5.6%	10	1.9%	81t	26/168	103.1
Opponents	534	326	3569	61.0%	6.7	23	4.3%	14	2.6%	84	35/221	84.2

	No.	Yds.	Avg.	Long	TD
<b>Rushing</b>					
Tomlinson	223	730	3.3	36	12
Sproles	93	343	3.7	21	3
Tolbert	25	148	5.9	32	1
Hester	21	74	3.5	15	0
Bennett	23	65	2.8	14	0
Rivers	26	50	1.9	15	1
Jackson	3	11	3.7	12	0
Naanee	3	7	2.3	10	0
Davis	1	4	4.0	4	0
Volek	1	-9	-1.0	-1	0
<b>Chargers</b>	427	1423	3.3	36	17
Opponents	422	1884	4.5	36	10

	No.	Yds.	Avg.	Long	TD
<b>Receiving</b>					
Gates	79	1157	14.6	56	8
Jackson	68	1167	17.2	55	9
Floyd	45	776	17.2	53	1
Sproles	45	497	11.0	81t	4
Naanee	24	242	10.1	23	2
Tomlinson	20	154	7.7	36	0
Tolbert	17	192	11.3	66t	3
Chambers	9	122	13.6	20	1
Hester	9	24	2.7	5	0
Bennett	6	65	10.8	33	0
Davis	6	52	8.7	11	0
Manumaleuna	5	13	2.6	11	0
Wilson	4	28	7.0	21	1
Osgood	1	17	17.0	17	0
<b>Chargers</b>	338	4506	13.3	81t	29
Opponents	326	3569	10.9	84	23

	No.	Yds.	Avg.	Long	TD
<b>Interceptions</b>					
Jammer	3	25	8.3	21	0
Cromartie	3	17	5.7	16	0
Weddle	2	44	22.0	31t	1
Cason	2	22	11.0	22	0
Oliver	1	34	34.0	34	0
Dobbins	1	13	13.0	13	0
Gregory	1	13	13.0	13	0
Siler	1	5	5.0	5	0
<b>Chargers</b>	14	173	12.4	34	1
Opponents	10	88	8.8	33	0

	No.	Yds.	Avg.	Net	B	I-20	Lg.	B
<b>Punting</b>								
Scifres	52	2342	45.0	39.2	2	23	65	0
<b>Chargers</b>	52	2342	45.0	39.2	2	23	65	0
Opponents	62	2711	43.0	37.6	8	21	69	1

	Ret.	FC	Yds.	Avg.	Lg.	TD
<b>Punt Returns</b>						
Sproles	26	12	183	7.0	77t	1
Davis	1	0	0	0	0	0
<b>Chargers</b>	26	13	183	7.0	77t	1
Opponents	23	16	265	11.5	71t	1

	Ret.	Yds.	Avg.	Long	TD
<b>Kickoff Returns</b>					
Sproles	54	1300	24.1	66	0
Davis	4	79	19.8	23	0
Cromartie	3	41	13.7	22	0
Wilson	1	13	13.0	13	0
Hester	1	9	9.0	9	0
<b>Chargers</b>	63	1442	22.9	66	0
Opponents	87	1909	21.9	93t	1

	1-19	20-29	30-39	40-49	50+
<b>Field Goals</b>					
Kaeding	2/2	17/17	4/4	6/8	3/4
<b>Chargers</b>	2/2	17/17	4/4	6/8	3/4
Opponents	1/1	12/12	7/7	5/8	0/1

Kaeding: ( ) (29G,22G,23G,25G) (25G,41N,23G,26G) ( ) (20G,44G,50G,55N) (20G,43N,39G,19G) (28G) ( ) (29G) (28G,47G,28G,19G) (55G,23G) (32G,42G,22G) (29G,34G) (33G,52G) ( ) (47G,24G,45G)

**Defensive Tackles (solo-ast-total-pd-ff-fr-ft):** Cooper 78-41-119-8-3-1-2, Burnett 58-25-83-2-0-0-6, Weddle 69-13-82-4-0-0-4, Phillips 56-15-71-4-7-0-11, Siler 51-6-67-3-0-1-7, Gregory 49-14-63-6-0-2-4, Dobbins 39-18-57-0-4-0-4, Jammer 45-9-54-10-1-0-0, Ellison 42-8-50-2-0-0-2, Merriman 34-12-46-0-0-0-5, Oliver 30-8-38-2-0-1-1, Castillo 21-17-38-0-1-0-4, Cromartie 33-3-36-6-0-0-0, English 23-11-34-0-1-1-3, Cesaire 17-15-32-0-1-1-2, Cason 26-3-29-1-0-0-0, Johnson 14-13-27-0-0-2, Nwabguo 17-8-25-2-0-1-4, Boone 14-7-21-2-0-0-4, Scott 15-4-19-2-0-3, Hart 9-4-13-0-0-0-0, Harris 5-2-7-0-0-0-2, Spillman 5-2-7-0-0-0-0, Williams 3-1-4-0-0-0-1, Garay 2-2-4-0-0-0-0, Martin 2-2-4-0-0-0-0, Tucker 2-0-2-0-0-0-0, Coleman 1-0-1-0-0-0-0-1, Holt 1-0-1-0-0-0-0-1, Hughes 1-0-1-0-0-0-0-0

**Special Teams Tackles (solo-ast-total):** Tolbert 16-6-22, Osgood 13-2-15, Oliver 8-4-12, Siler 8-3-11, Cason 10-10-10, Holt 7-2-9, Hester 7-0-7, Binn 5-1-6, Wilson 3-2-5, Spillman 2-3-5, Burnett 3-1-4, Dobbins 2-2-4, Naanee 2-2-4, English 3-0-3, Gregory 3-0-3, Bennett 2-0-2, Ellison 2-0-2, Kaeding 2-0-2, Tucker 2-0-2, Harris 1-1-2, Floyd 1-0-1, Garay 1-0-1, Hart 1-0-1, Hughes 1-0-1, Jammer 1-0-1

**COMMUNITY**  
**FRONT OFFICE**  
**VETERANS**  
**DRAFT PICKS & FREE AGENTS**  
**2022 IN REVIEW**  
**2009 STATISTICS**  
**GENERAL INFORMATION**

# 2008 FINAL STATISTICS

(8-8 Overall) First AFC West - **Norv Turner**  
Home (5-3); Away (3-5); Postseason (1-1)

Date	W/L	Score	Opponent
09/07	L	24-26	Carolina †
09/14	L	38-39	at Denver
09/22	W	48-29	New York Jets †
09/28	W	28-18	at Oakland
10/05	L	10-17	at Miami
10/12	W	30-10	New England †
10/19	L	14-23	at Buffalo
10/26	L	32-37	at New Orleans
11/09	W	20-19	Kansas City †
11/16	L	10-11	at Pittsburgh
11/23	L	20-23	Indianapolis †
11/30	L	16-22	Atlanta †
12/04	W	34-7	Oakland †
12/14	W	22-21	at Kansas City
12/21	W	41-24	at Tampa Bay
12/28	W	52-21	Denver †

AFC Wild Card Playoffs  
01/03 W 23-17 OT Indianapolis †  
AFC Divisional Playoffs  
01/11 L 24-35 at Pittsburgh

Total Statistics	Chargers	Opponents
<b>TEAM FIRST DOWNS</b>	<b>301</b>	<b>339</b>
Rushing	92	98
Passing	191	213
Penalty	18	28
3rd Down: Made/Att	89/194	84/207
3rd Down Pct.	45.9%	40.6%
4th Down: Made/Att	8/11	8/11
4th Down Pct.	72.7%	54.2%
<b>TOTAL NET YARDS</b>	<b>5584</b>	<b>5599</b>
Avg. Per Game	349.0	349.9
Total Plays	924	1041
Avg. Per Play	6.0	5.4
<b>NET YARDS RUSHING</b>	<b>1726</b>	<b>1641</b>
Avg. Per Game	107.9	102.6
Total Rushes	421	408
<b>NET YARDS PASSING</b>	<b>3858</b>	<b>3958</b>
Avg. Per Game	241.1	247.4
Sacked/Yards Lost	25/151	28/132
Gross Yards	4009	4090
Attempts/Completions	478/312	605/411
Completion Pct.	65.3%	67.9%
Had Intercepted	11	15
<b>PUNTS/AVERAGE</b>	<b>51/45.7</b>	<b>60/43.9</b>
NET PUNTING AVG.	40.9	38.7
PENALTIES/YARDS	95/748	78/708
FUMBLES/BALL LOST	18/9	18/9
TOUCHDOWNS	51	39
Rushing	13	11
Passing	34	25
Returns	4	3
TIME OF POSSESSION	28:53	31:07

Score by Quarters	Q1	Q2	Q3	Q4	OT	PTS.
Chargers	77	126	84	152	0	439
Opponents	64	141	59	83	0	347

Scoring	TD	RU	PA	RT	PAT	FG	S	PTS.
Kaeding	0	0	0	0	46/46	27/32	0	127
Tomlinson	12	11	1	0	0/0	0/0	0	72
Gates	8	0	0	0	0/0	0/0	0	48
Sproles	7	1	5	1	0/0	0/0	1	44
Jackson	7	0	7	0	0/0	0/0	0	42
Chambers	5	0	5	0	0/0	0/0	0	30
Manumaleuna	4	0	4	0	0/0	0/0	0	24
Floyd	2	0	2	0	0/0	0/0	0	12
Hester	2	1	1	0	0/0	0/0	0	12
Tolbert	1	0	1	0	0/0	0/0	0	6
Cason	1	0	1	0	0/0	0/0	0	6
Cromartie	1	0	0	1	0/0	0/0	0	6
Weddle	1	0	0	1	0/0	0/0	0	6
Naanee	0	0	0	0	0/0	0/0	1	2
<b>Chargers</b>	<b>51</b>	<b>13</b>	<b>34</b>	<b>4</b>	<b>46/46</b>	<b>27/32</b>	<b>2</b>	<b>439</b>
<b>Opponents</b>	<b>39</b>	<b>11</b>	<b>25</b>	<b>3</b>	<b>31/33</b>	<b>24/31</b>	<b>2</b>	<b>347</b>

2-Pt. Conversions: **Chargers 2-5**, Opponents 2-6

Sacks: Phillips 7.5, Tucker 5.5, Harris 2.5, Cesaire 2.0, Olshansky 2.0, Cooper 1.5, Williams 1.5, Castillo 1.5, Bingham 1.5, Weddle 1.0, Applewhite 0.5 **Chargers: 28.0**, Opponents: 24.0

Rushing	No.	Yds.	Avg.	Long	TD
Tomlinson	292	1110	3.8	45	11
Sproles	61	330	5.4	37	1
Hester	19	95	5.0	28	1
Rivers	31	84	2.7	11	0
Jackson	4	69	17.3	31	0
Tolbert	13	37	2.8	11	0
Chambers	1	1	1.0	1	0
<b>Chargers</b>	<b>421</b>	<b>1726</b>	<b>4.1</b>	<b>45</b>	<b>13</b>
<b>Opponents</b>	<b>408</b>	<b>1641</b>	<b>4.0</b>	<b>49</b>	<b>11</b>

Receiving	No.	Yds.	Avg.	Long	TD
Gates	60	704	11.7	34	8
Jackson	59	1098	18.6	60	7
Tomlinson	52	426	8.2	32	1
Chambers	33	462	14.0	48t	5
Sproles	29	342	11.8	66t	5
Floyd	27	465	17.2	49t	4
Manumaleuna	15	127	8.5	17	2
Tolbert	13	171	13.2	67	1
Hester	12	91	7.6	16	0
Naanee	8	64	8.0	18	0
Davis	4	59	14.8	20	0
<b>Chargers</b>	<b>312</b>	<b>4009</b>	<b>12.8</b>	<b>67</b>	<b>34</b>
<b>Opponents</b>	<b>411</b>	<b>4090</b>	<b>10.0</b>	<b>71t</b>	<b>25</b>

Interceptions	No.	Yds.	Avg.	Long	TD
Cooper	4	11	2.8	10	0
Cason	2	69	34.5	59t	1
Cromartie	2	66	33.0	52t	1
Jammer	2	2	1.0	2	0
Wilhelm	1	8	8.0	8	0
Castillo	1	4	4.0	4	0
Dobbins	1	4	4.0	4	0
Weddle	1	3	3.0	3	0
Oliver	1	0	0.0	0	0
<b>Chargers</b>	<b>15</b>	<b>167</b>	<b>11.1</b>	<b>59t</b>	<b>2</b>
<b>Opponents</b>	<b>11</b>	<b>189</b>	<b>17.2</b>	<b>50</b>	<b>1</b>

Punting	No.	Yds.	Avg.	Net	TB	I-20	Lg.	B
M.Sciffres	51	2332	45.7	40.9	5	19	67	0
<b>Chargers</b>	<b>51</b>	<b>2332</b>	<b>45.7</b>	<b>40.9</b>	<b>5</b>	<b>19</b>	<b>67</b>	<b>0</b>
<b>Opponents</b>	<b>60</b>	<b>2633</b>	<b>43.9</b>	<b>38.7</b>	<b>2</b>	<b>25</b>	<b>70</b>	<b>0</b>

Punt Returns	Ret.	FC	Yds.	Avg.	Lg.	TD
Sproles	22	12	249	11.3	43	0
Davis	2	0	15	7.5	10	0
Cromartie	1	0	4	4.0	4	0
Weddle	1	1	1	1.0	1	0
<b>Chargers</b>	<b>26</b>	<b>13</b>	<b>269</b>	<b>10.3</b>	<b>43</b>	<b>0</b>
<b>Opponents</b>	<b>23</b>	<b>12</b>	<b>146</b>	<b>6.3</b>	<b>32</b>	<b>0</b>

Kickoff Returns	Ret.	Yds.	Avg.	Long	TD
Sproles	53	1376	26.0	103t	1
Hester	3	42	14.0	20	0
Cromartie	3	37	12.3	26	0
Manumaleuna	2	14	7.0	9	0
Gordon	1	18	18.0	-	0
Naanee	0	-2	0	-	0
<b>Chargers</b>	<b>62</b>	<b>1485</b>	<b>24.0</b>	<b>103t</b>	<b>1</b>
<b>Opponents</b>	<b>86</b>	<b>1943</b>	<b>22.6</b>	<b>94</b>	<b>1</b>

Field Goals	1-19	20-29	30-39	40-49	50+
Kaeding	0/0	13/13	10/10	3/8	1/1
<b>Chargers</b>	<b>0/0</b>	<b>13/13</b>	<b>10/10</b>	<b>3/8</b>	<b>1/1</b>
<b>Opponents</b>	<b>0/0</b>	<b>6/6</b>	<b>8/9</b>	<b>8/10</b>	<b>2/6</b>

**Defensive Tackles (solo-ast-total-pd-fl-r-ftl):** Cooper 84-52-136-6-0-0-6, Weddle 109-26-135-5-0-1-3, Jammer 74-17-91-19-3-2-4, Phillips 55-33-88-41-1-15, Hart 49-34-83-6-0-2-2, Dobbins 42-36-78-4-2-0-1, Wilhelm 45-23-68-3-0-1, Williams 41-26-67-3-0-0-10, Cromartie 57-7-64-9-0-0-1, Olshansky 26-28-54-0-0-0-3, Castillo 25-28-53-11-0-6, Cason 44-8-52-71-0-3, Tucker 30-13-43-1-0-1-9, Bingham 17-20-37-0-0-0-3, Smith 15-20-35-0-0-0-0, Harris 17-15-32-0-2-1-4, Cesaire 14-16-30-2-0-0-2, Gregory 24-5-29-4-0-0-1, Applewhite 12-7-19-0-0-0-1, Siler 8-4-12-0-0-0-3, Oliver 7-2-9-1-0-0-0, Gordon 7-1-1-0-0-0, Merriman 1-3-4-0-0-0-1, Waters 0-3-3-0-0-0-0, Scott 0-1-1-0-0-0-0

**Special Teams Tackles (solo-ast-total):** Osgood 16-1-17, Siler 11-4-15, Cason 9-6-15, Hester 9-5-14, Dobbins 11-2-13, Naanee 9-1-10, Applewhite 9-0-9, Harris 5-1-6, Binn 4-0-4, Gregory 4-0-4, Oliver 4-0-4, Gordon 2-2-4, Floyd 3-0-3, Waters 3-0-3, Jammer 2-0-2, Kaeding 2-0-2, Weddle 2-0-2, Batten 1-0-1, Hardwick 1-0-1, Sciffres 1-0-1, Wilhelm 1-0-1, Tucker 0-1-1, Wilson 0-1-1

Passing	Att.	Comp.	Yds.	Comp.%	Yds./Att.	TD	TD%	Int.	Int.%	Long	Sack/Lost	Rating
P.Rivers	478	312	4009	65.3%	8.4	34	7.1%	11	2.3%	67	25/151	105.6
<b>Chargers</b>	<b>478</b>	<b>312</b>	<b>4009</b>	<b>65.3%</b>	<b>8.4</b>	<b>34</b>	<b>7.1%</b>	<b>11</b>	<b>2.3%</b>	<b>67</b>	<b>25/151</b>	<b>105.6</b>
<b>Opponents</b>	<b>605</b>	<b>411</b>	<b>4090</b>	<b>67.9%</b>	<b>6.8</b>	<b>25</b>	<b>4.1%</b>	<b>15</b>	<b>2.5%</b>	<b>71t</b>	<b>28/132</b>	<b>90.3</b>



# 2007 FINAL STATISTICS

## (11-5 Overall) First AFC West - Norv Turner Home (7-1); Away (4-4); Postseason (2-1)

Date	W/L	Score	Opponent	Att.
09/09	W	14-3	Chicago +	67,837
09/16	L	14-38	at New England	68,756
09/23	L	24-31	at Green Bay	70,733
09/30	L	16-30	Kansas City +	65,175
10/07	W	41-3	at Denver	76,879
10/14	W	28-14	Oakland +	67,523
10/28	W	35-10	Houston +	60,439
11/04	L	17-35	at Minnesota	63,043
11/11	W	23-21	Indianapolis +	67,726
11/18	L	17-24	at Jacksonville	66,732
11/25	W	32-14	Baltimore +	63,337
12/02	W	24-10	at Kansas City	74,874
12/09	W	23-17 OT	at Tennessee	69,143
12/16	W	51-14	Detroit +	66,505
12/24	W	23-3	Denver +	65,477
12/30	W	30-17	at Oakland	61,706
<b>AFC Wild Card Playoffs</b>				
01/06	W	17-6	Tennessee +	65,640
<b>AFC Divisional Playoffs</b>				
01/13	W	28-24	at Indianapolis	56,950
<b>AFC Championship Game</b>				
01/20	L	12-21	at New England	68,756

Team Statistics		Chargers	Opponents
<b>TOTAL FIRST DOWNS</b>			
Rushing		278	297
Passing		104	89
Penalty		158	185
		16	23
3rd Down: Made/Att		84/214	83/211
3rd Down Pct.		39.3	39.3
4th Down: Made/Att		6/10	9/26
4th Down Pct.		6.0	34.6
<b>TOTAL NET YARDS</b>			
Avg. Per Game		5044	5124
Total Plays		315.3	320.3
Total Rushes		980	1013
Avg. Per Play		5.1	5.1
<b>NET YARDS RUSHING</b>			
Avg. Per Game		2039	1712
Total Rushes		127.4	107.0
Total Yards		485	416
<b>NET YARDS PASSING</b>			
Avg. Per Game		3005	3412
Sacked/Yards Lost		187.8	213.3
Gross Yards		24/170	42/272
Att./Completions		3175	3684
Completion Pct.		471/281	555/338
Had Intercepted		597	60.9
		16	30
<b>PUNTS/AVERAGE</b>			
NET PUNTING AVG.		82/45.5	69/42.9
PENALTIES/YARDS		82/39.6	69/37.4
FUMBLES/BALL LOST		94/761	86/665
		17/8	27/18
<b>TOUCHDOWNS</b>			
Rushing		49	35
Passing		19	11
Returns		22	20
		8	4
<b>TIME OF POSSESSION</b>			
		29:50	30:10

Score by Quarters		Q1	Q2	Q3	Q4	OT	PTS.
Chargers		119	116	93	78	6	412
Opponents		47	84	69	84	0	284

Scoring		TD	RU	PA	RT	PAT	FG	S	PTS.
Kaeding		0	0	0	0	46/46	24/27	0	118
Tomlinson		18	15	3	0	0/0	0/0	0	108
Gates		9	0	9	0	0/0	0/0	0	54
Chambers		4	0	4	0	0/0	0/0	0	24
Sproles		4	2	0	2	0/0	0/0	0	24
Cromartie		3	0	0	3	0/0	0/0	0	18
V. Jackson		3	0	3	0	0/0	0/0	0	18
Davis		1	0	1	0	0/0	0/0	0	6
Manumaleuna		1	0	1	0	0/0	0/0	0	6
Neal		1	0	1	0	0/0	0/0	0	6
Phillips		1	0	0	1	0/0	0/0	0	6
Rivers		1	1	0	0	0/0	0/0	0	6
Siler		1	0	0	1	0/0	0/0	0	6
Tucker		1	0	0	1	0/0	0/0	0	6
Turner		1	1	0	0	0/0	0/0	0	6
<b>Chargers</b> 49 19 22 8 46/46 24/27 0 412									
<b>Opponents</b> 35 11 20 4 33/33 13/19 0 284									

### 2-Pt. Conversions: Chargers 0-2, Opponents 1-2

**Sacks:** Merriman 12.5, Phillips 8.5, Olshansky 3.5, Tucker 3.5, Castillo 2.5, Cesaire 2.5, Cooper 2, Bingham 1.5, Harris 1.5, Hart, Polk 1, Weddle 1, Wilhelm 1, **Chargers 42**, Opponents 24

Passing	Att.	Comp.	Yds.	Comp.%	Yds./Att.	TD	TD%	Int.	Int.%	Long	Sack/Lost	Rating
Rivers	460	277	3152	60.2%	6.85	21	4.6%	15	3.3%	49t	22/163	82.4
Volek	10	3	6	30.0%	0.60	0	0.0%	1	10.0%	4	2/7	0.0
Tomlinson	1	1	17	100.0%	17.00	1	100.0%	0	0.0%	17t	0/0	158.3
<b>Chargers</b> 471 281 3175 59.7% 6.74 22 4.7% 16 3.4% 49t 24/170 81.3												
<b>Opponents</b> 555 338 3684 60.9% 6.64 20 3.6% 30 5.4% 57t 42/272 70.0												

Rushing	No.	Yds.	Avg.	Long	TD
Tomlinson	315	1474	4.7	49	15
Turner	71	316	4.5	74t	1
Sproles	37	164	4.4	34	2
Rivers	29	33	1.1	10	1
Neal	13	32	2.5	10	0
Chambers	2	17	8.5	9	0
Davis	3	9	3.0	6	0
Pinnock	4	1	0.3	5	0
Volek	11	-7	-0.6	0	0
<b>Chargers</b> 485 2039 4.2 74t 19					
<b>Opponents</b> 416 1712 4.1 64t 11					

Receiving	No.	Yds.	Avg.	Long	TD
Gates	75	984	13.1	49t	9
Tomlinson	60	475	7.9	36	3
V. Jackson	41	623	15.2	45	3
Chambers	35	555	15.9	44	4
Davis	20	188	9.4	18	1
Manumaleuna	10	86	8.6	40	1
Sproles	10	31	3.1	14	0
Naaanee	8	69	8.6	22	0
Neal	8	23	2.9	9	1
Floyd	7	97	13.9	25	0
Turner	4	16	4.0	12	0
Osgood	2	23	11.5	15	0
Pinnock	1	5	5.0	5	0
<b>Chargers</b> 281 3175 11.3 49t 22					
<b>Opponents</b> 338 3684 10.9 57t 20					

Interceptions	No.	Yds.	Avg.	Long	TD
Cromartie	10	144	14.4	70t	1
Hart	5	73	14.6	22	0
McCree	3	20	6.7	19	0
Wilhelm	3	11	3.7	7	0
Phillips	2	36	18.0	18t	1
Cooper	2	23	11.5	18	0
Florence	2	4	2.0	4	0
Jammer	1	0	0.0	0	0
Olshansky	1	0	0.0	0	0
Weddle	1	0	0.0	0	0
<b>Chargers</b> 30 311 10.4 70t 2					
<b>Opponents</b> 16 283 17.7 66t 2					

Punting	No.	Yds.	Avg.	Net	TB	I-20	Lg.	B
Schiffers	81	3735	46.1	39.6	9	36	70	1
<b>Chargers</b> 82 3735 45.5 39.6 9 36 70 1								
<b>Opponents</b> 69 2961 42.9 37.4 5 16 81 0								

Punt Returns	Ret.	FC	Yds.	Avg.	Lg.	TD
Sproles	24	2	229	9.5	45t	1
Davis	6	6	52	8.7	24	0
Osgood	2	0	0	0.0	0	0
<b>Chargers</b> 32 8 281 8.8 45t 1						
<b>Opponents</b> 29 19 311 10.7 54 0						

Kickoff Returns	Ret.	Yds.	Avg.	Long	TD
Sproles	37	1008	27.2	89t	1
Turner	6	139	23.2	28	0
Cromartie	3	67	22.3	26	0
Manumaleuna	1	6	6.0	6	0
Neal	1	4	4.0	4	0
<b>Chargers</b> 48 1224 25.5 89t 1					
<b>Opponents</b> 75 1566 20.9 62 0					

Field Goals	1-19	20-29	30-39	40-49	50+
Kaeding	0/0	11/11	5/6	7/8	1/2
<b>Chargers</b> 0/0 11/11 5/6 7/8 1/2					
<b>Opponents</b> 0/0 6/8 2/2 4/7 1/2					
Kaeding: (33B) (1) (44G) (24G,51G,39G) (26G,45G) (50N) (1) (36G) (33G) (23G) (27G,46G,41G,41G) (25G, 45N) (20G) (22G,26G,45G) (40G,23G,29G) (36G,31G, 24G)					

**Defensive Tackles (solo-ast-total-pd-ff-fr-ftf):** Cooper 89-90-179-6-2-2-3, Wilhelm 78-66-144-4-0-0-4, Hart 77-52-109-9-0-1-4, Merriman 63-35-96-5-1-2-9, Phillips 52-25-87-5-3-0-2, McCree 51-24-75-6-1-1-0, Olshansky 32-37-69-3-3-0-2, Jammer 56-10-66-10-0-1-1, Florence 54-12-66-10-0-1-3, Bingham 32-26-58-0-0-0-2, Williams 34-19-53-1-1-1-3, Cesaire 25-25-30-3-1-0-0, Weddle 41-7-48-6-0-0-3, Cromartie 33-8-41-18-0-1-0, Castillo 21-18-39-1-0-0-2, McKinney 15-20-35-1-0-0-1, Polk 14-11-25-1-0-0-0, Harris 8-11-19-0-0-1-0, Dobbins 9-7-16-1-0-0-0, Gordon 4-4-8-1-0-0-0, Tucker 5-2-7-0-2-1-0, Siler 2-4-6-0-0-0-1, Gregory 2-0-2-1-0-0-0

**Special Teams Tackles (solo-ast-total):** Siler 18-3-21, Osgood 12-2-14, Dobbins 11-1-12, Polk 11-1-12, Gregory 8-1-9, Gordon 6-2-8, Harris 6-2-8, Cromartie 6-1-7, Tucker 6-0-6, Weddle 6-0-6, Hart 3-0-3, Pinnock 2-1-3, Turner 2-1-3, McCree 2-0-2, Kaeding 1-0-1, Rayner 1-0-1, Naaanee 0-1-1

COMMUNITY  
FRONT OFFICE  
VETERANS  
DRAFT PICKS & FREE AGENTS  
2022 IN REVIEW  
2007 STATISTICS  
GENERAL INFORMATION

# 2006 FINAL STATISTICS

(14-2 Overall) First AFC West - Marty Schottenheimer  
Home (8-0); Away (6-2); Postseason (0-1)

Date	W/L	Score	Opponent	Att.
09/11	W	27-0	at Oakland	62,578
09/17	W	40-7	Tennessee †	64,244
10/01	L	13-16	at Baltimore	70,743
10/08	W	23-13	Pittsburgh †	67,837
10/15	W	48-19	at San Francisco	68,137
10/22	L	27-30	at Kansas City	77,752
10/29	W	38-24	St. Louis †	66,598
11/05	W	32-25	Cleveland †	65,558
11/12	W	49-41	at Cincinnati	65,917
11/19	W	35-27	at Denver	76,723
11/26	W	21-14	Oakland †	66,105
12/03	W	24-21	at Buffalo	63,361
12/10	W	48-20	Denver †	67,514
12/17	W	20-9	Kansas City †	66,583
12/24	W	20-17	at Seattle	68,174
12/31	W	27-20	Arizona †	66,492

AFC Divisional Playoffs  
01/14 L 21-24

New England †

68,810

## Total Statistics

Chargers	Opponents	
<b>TOTAL FIRST DOWNS</b>	321	285
Rushing	137	87
Passing	169	178
Penalty	15	20
3rd Down: Made/Att	92/213	78/213
3rd Down Pct.	.432	.366
4th Down: Made/Att	6/17	6/17
4th Down Pct.	.353	.353
<b>TOTAL NET YARDS</b>	5840	4825
Avg. Per Game	365.0	301.6
Total Plays	1016	985
Avg. Per Play	5.7	4.9
<b>NET YARDS RUSHING</b>	2578	1613
Avg. Per Game	161.1	100.8
Total Rushes	522	386
<b>NET YARDS PASSING</b>	3262	3212
Avg. Per Game	203.9	200.8
Sacked/Yards Lost	28/150	61/351
Gross Yards	3412	3563
Att./Completions	466/287	538/307
Completion Pct.	.616	.571
Had Intercepted	9	16
<b>PUNTS/AVERAGE</b>	69/41.9	88/44.6
NET PUNTING AVG.	69/38.2	88/38.6
PENALTIES/YARDS	90/791	87/751
FUMBLES/BALL LOST	19/6	28/12
<b>TOUCHDOWNS</b>	59	33
Rushing	32	13
Passing	24	19
Returns	3	1
<b>TIME OF POSSESSION</b>	31:39	28:21

## Score by Quarters

Chargers	Q1	Q2	Q3	Q4	OT	PTS.
Opponents	85	137	94	176	0	492
Opponents	66	74	81	82	0	303

Scoring	TD	RU	PA	RT	PAT	FG	S	PTS.
Tomlinson	31	28	3	0	0/0	0/0	0	186
Kaeding	0	0	0	0	58/58	26/29	0	136
Gates	9	0	9	0	0/0	0/0	0	54
Jackson	6	0	6	0	0/0	0/0	0	38
Floyd	3	0	3	0	0/0	0/0	0	18
Manumaleuna	3	0	3	0	0/0	0/0	0	18
Turner	2	2	0	0	0/0	0/0	0	12
Dobbins	1	0	1	0	0/0	0/0	0	6
Harris	1	0	1	0	0/0	0/0	0	6
McCree	1	0	1	0	0/0	0/0	0	6
Neal	1	1	0	0	0/0	0/0	0	6
Whitehurst	1	1	0	0	0/0	0/0	0	6
<b>Chargers</b>	<b>59</b>	<b>32</b>	<b>24</b>	<b>3</b>	<b>58/58</b>	<b>26/29</b>	<b>0</b>	<b>492</b>
Opponents	33	13	19	1	32/33	23/26	2	303

2-Pt. Conversions: Jackson, **Chargers 1-1**, Opponents 0-1

Sacks: Merriman 17, Phillips 11.5, Castillo 7, Cesaire 4, Godfrey 4, Harris 3, Cooper 2.5, Edwards 2.5, Polk 2, Williams 2, Bingham 1.5, Olschansky 1.5, Robinson 1.5, McCree 1, **Chargers 61**, Opponents 28

Rushing	No.	Yds.	Avg.	Long	TD
Tomlinson	348	1815	5.2	85t	28
Turner	80	502	6.3	73	2
Neal	29	140	4.8	43	1
Rivers	48	49	1.0	15	0
Pinnock	4	25	6.3	15	0
Parker	2	19	9.5	18	0
Jackson	2	16	5.3	8	0
Whitehurst	3	13	6.5	14t	1
McCardell	1	8	8.0	8	0
Manumaleuna	1	1	1.0	1	0
Volek	3	-7	-1.0	-1	0
Scifres	1	-7	-7.0	-7	0
<b>Chargers</b>	<b>522</b>	<b>2578</b>	<b>4.9</b>	<b>85t</b>	<b>32</b>
Opponents	386	1613	4.2	51	13

Receiving	No.	Yds.	Avg.	Long	TD
Gates	71	924	13.0	57t	9
Tomlinson	56	508	9.1	51t	3
Parker	48	659	13.7	38	0
McCardell	36	437	12.1	28	0
Jackson	17	85	16.8	55	6
Floyd	15	210	14.0	46t	3
Manumaleuna	14	91	6.5	19	3
Turner	3	47	15.7	30	0
<b>Chargers</b>	<b>287</b>	<b>3412</b>	<b>11.9</b>	<b>57t</b>	<b>24</b>
Opponents	307	3563	11.6	74t	19

Interceptions	No.	Yds.	Avg.	Long	TD
Jammer	4	57	14.3	35	0
Hart	3	27	12.3	22	0
Florence	3	24	8.0	23	0
Edwards	3	11	3.7	8	0
Merriman	1	10	10.0	10	0
Castillo	1	1	1.0	1	0
McCree	1	0	0.0	0	0
<b>Chargers</b>	<b>16</b>	<b>140</b>	<b>8.8</b>	<b>35</b>	<b>0</b>
Opponents	9	105	11.7	31t	1

Punting	No.	Yds.	Avg.	Net	TB	I-20	Lg.	B
Scifres	69	2893	41.9	38.2	2	35	71	0
<b>Chargers</b>	<b>69</b>	<b>2893</b>	<b>41.9</b>	<b>38.2</b>	<b>2</b>	<b>35</b>	<b>71</b>	<b>0</b>
Opponents	88	3923	44.6	38.6	7	23	72	0

Punt Returns	Ret.	FC	Yds.	Avg.	Lg.	TD
Parker	37	15	331	8.9	50	0
McCardell	5	7	39	7.8	12	0
Gordon	3	1	12	4.0	6	0
<b>Chargers</b>	<b>45</b>	<b>23</b>	<b>382</b>	<b>8.5</b>	<b>50</b>	<b>0</b>
Opponents	27	19	216	8.0	81	0

Kickoff Returns	Ret.	Yds.	Avg.	Long	TD
Turner	36	954	26.5	58	0
Cromartie	10	297	29.7	91	0
Neal	3	11	3.7	7	0
Gordon	2	55	27.5	32	0
Parker	2	19	9.5	12	0
Manumaleuna	1	14	14.0	14	0
Withrow	1	0	0.0	0	0
<b>Chargers</b>	<b>55</b>	<b>1350</b>	<b>24.5</b>	<b>91</b>	<b>0</b>
Opponents	90	1960	21.8	53	0

Field Goals	1-19	20-29	30-39	40-49	50+
Kaeding	0/0	7/7	11/12	7/9	1/1
<b>Chargers</b>	<b>0/0</b>	<b>7/7</b>	<b>11/12</b>	<b>7/9</b>	<b>1/1</b>
Opponents	0/0	5/5	10/11	6/7	2/3

Kaeding: (47G,29G) (28G,31G,35G,44G) (34G,54G,40N) (28G,33G,22G) (24G,44G) (39G,31G,47N) (31G) (29G) (0) (0) (42G,36N) (34G,35G) (30G,22G) (46G, 40G) (47G,35G)

**Defensive Tackles (solo-ast-total-pd-ff-fr-trl):** Edwards 97-73-170-8-2-1-2, Jammer 77-12-89-17-0-0-0, Williams 44-40-84-2-0-0-2, Cooper 41-41-82-2-1-0-1, McCree 51-29-80-5-0-1-2, Kiel 47-32-79-2-1-1-4, Godfrey 45-31-76-2-2-0-4, Merriman 46-20-66-8-4-1-4, Florence 51-12-63-16-0-0-1, Phillips 48-15-63-8-4-2-6, Castillo 25-27-52-1-0-1-2, Olschansky 23-27-50-1-0-1-2, Cesaire 27-20-47-1-0-2, Polk 25-7-32-0-0-0-1, Hart 21-6-27-8-1-1-1, Harris 15-10-25-3-1-2-2, Bingham 7-13-20-0-0-0-0, Robinson 7-9-16-3-0-0-0, Jue 13-2-15-5-0-0-1, Wilhelm 6-8-14-3-0-0-1, Cromartie 9-2-11-5-0-0-0, Dobbins 0-4-4-0-0-0-0, McKinney 1-1-2-1-0-0-0, Gbaja-Biamila 1-0-1-0-0-0-0, Gordon 1-0-1-0-0-0-0, Gregory 0-0-0-1-0-0-0

**Special Teams Tackles (solo-ast-total):** Hart 20-2-22, Polk 15-4-19, Dobbins 16-2-18, Wilhelm 12-3-15, Gregory 8-4-12, Cromartie 8-2-10, Osgood 7-2-9, Kaeding 5-0-5, Binn 4-1-5, Cooper 1-3-4, Camarillo 3-0-3, Turner 3-0-3, Jue 2-1-3, Florence 2-0-2, Jammer 2-0-2, Floyd 1-0-1, Harris 1-0-1, Kiel 1-0-1, Jackson 0-1-1

Passing	Att.	Comp.	Yds.	Comp. %	Yds./Att.	TD	TD %	Int.	Int. %	Long	Sack/Lost	Rating
Rivers	460	284	3388	61.7%	7.37	22	4.8%	9	2.0	57t	27/144	92.0
Tomlinson	3	2	20	66.7%	6.67	2	66.7%	0	0.0	19t	0/0	125.0
Volek	2	1	4	50.0%	2.00	0	0.0%	0	0.0	4	1/6	56.3
Scifres	1	0	0	0.0%	0.00	0	0.0%	0	0.0	0	0/0	39.6
<b>Chargers</b>	<b>466</b>	<b>287</b>	<b>3412</b>	<b>61.6%</b>	<b>7.32</b>	<b>24</b>	<b>5.2%</b>	<b>9</b>	<b>1.9</b>	<b>57t</b>	<b>28/150</b>	<b>93.0</b>
Opponents	538	307	3563	57.1%	6.62	19	3.5%	16	3.0	74t	61/351	76.6

# 2005 FINAL STATISTICS

(9-7 Overall) Third AFC West - Marty Schottenheimer  
Home (4-4); Away (5-3)

Date	W/L	Score	Opponent	Att.
09/11	L	24-28	Dallas †	67,679
09/18	L	17-20	at Denver	75,310
09/25	W	45-23	New York Giants †	65,373
10/02	W	41-17	at New England	68,756
10/10	L	22-24	Pittsburgh †	68,537
10/16	W	27-14	at Oakland	52,666
10/23	L	17-20	at Philadelphia	67,747
10/30	W	28-20	Kansas City †	65,750
11/06	W	31-26	at New York Jets	77,662
11/20	W	48-10	Buffalo †	65,602
11/27	W	23-17 OT	at Washington	84,930
12/04	W	34-10	Oakland †	66,436
12/11	L	21-23	Miami †	65,026
12/18	W	26-17	at Indianapolis	57,389
12/24	L	7-20	at Kansas City	75,956
12/31	L	7-23	Denver †	65,513

Team Statistics	Chargers	Opponents
<b>TOTAL FIRST DOWNS</b>	337	306
Rushing	116	90
Passing	191	189
Penalty	30	27
3rd Down: Made/Att	88/208	79/212
3rd Down Pct.	.423	.373
4th Down: Made/Att	11/17	10/20
4th Down Pct.	.647	.500
<b>TOTAL NET YARDS</b>	5567	4948
Avg. Per Game	347.9	309.3
Total Plays	1022	999
Avg. Per Play	5.4	5.0
<b>NET YARDS RUSHING</b>	2072	1349
Avg. Per Game	129.5	84.3
Total Rushes	465	386
<b>NET YARDS PASSING</b>	3495	3599
Avg. Per Game	218.4	224.9
Sacked/Yards Lost	31/243	46/289
Gross Yards	3738	3888
Att./Completions	526/338	567/338
Completion Pct.	.643	.596
Had Intercepted	16	10
<b>PUNTS/AVERAGE</b>	71/43.7	78/42.0
<b>NET PUNTING AVG.</b>	71/38.0	78/37.6
<b>PENALTIES/YARDS</b>	110/890	110/831
<b>FUMBLES/BALL LOST</b>	22/12	23/10
<b>TOUCHDOWNS</b>	51	36
Rushing	22	14
Passing	27	20
Returns	2	2
<b>TIME OF POSSESSION</b>	31:34	28:26

Score by Quarters	Q1	Q2	Q3	Q4	OT	PTS.
<b>Chargers</b>	93	139	74	106	6	418
<b>Opponents</b>	36	126	77	73	0	312

Scoring	TD	RU	PA	RT	PAT	FG	S	PTS.
Tomlinson	20	18	2	0	0	0/0	0	120
Kaeding	0	0	0	0	49/49	21/24	0	112
Gates	10	0	10	0	0/0	0/0	0	60
McCardell	9	0	9	0	0/0	0/0	0	54
Parker	3	0	3	0	0/0	0/0	0	18
Turner	3	3	0	0	0/0	0/0	0	18
Hart	2	0	0	2	0/0	0/0	0	12
Brees	1	1	0	0	0/0	0/0	0	6
Caldwell	1	0	1	0	0/0	0/0	0	6
Neal	1	0	1	0	0/0	0/0	0	6
Peelle	1	0	1	0	0/0	0/0	0	6
<b>Chargers</b>	51	22	27	2	49/49	21/24	0	418
<b>Opponents</b>	36	14	20	2	34/35	20/29	1	312

**2-Pt. Conversions:** Chargers 0-1, Opponents 0-1  
**Sacks:** Merriman 10.0, Phillips 7.0, Foley 4.5, Scott 4.5, Castillo 3.5, Edwards 3.0, Olschansky 3.0, Leber 2.0, Cooper 1.5, Cesaire 1.0, Davis 1.0, Fletcher 1.0, Godfrey 1.0, Harris 1.0, Kiel 1.0, Wilhelm 1.0, **Chargers 46.0**, Opponents 31.0

**Special Teams Tackles (solo-ast-total):** Milligan 14-7-21, Osgood 14-5-19, Phillips 15-0-15, Wilhelm 12-3-15, Hart 8-3-11, Cooper 9-0-9, Harris 6-2-8, Jue 4-1-5, Turner 4-0-4, Kaeding 3-0-3, Pinnock 3-0-3, Wilson 3-0-3, Merriman 2-1-3, Davis 2-0-2, Jammer 2-0-2, Peelle 2-0-2, Scifres 2-0-2, Binn 1-0-1, Caldwell 1-0-1, Fletcher 1-0-1, Jackson 1-0-1, Neal 1-0-1

Passing	Att.	Comp.	Yds.	Comp.%	Yds./Att.	TD	TD%	Int.	Int.%	Long	Sack/Lost	Rating
Brees	500	323	3576	64.6%	7.15	24	4.8%	15	3.0%	54	27/223	89.2
Rivers	22	12	115	54.5%	5.23	0	0.0%	1	4.5%	22	3/16	50.4
Tomlinson	4	3	47	75.0%	11.75	3	75.0%	0	0.0%	26	0/0	153.1
McCardell	4	0	0	—	—	0	—	0	—	—	1/4	—
<b>Chargers</b>	<b>526</b>	<b>338</b>	<b>3738</b>	<b>64.3%</b>	<b>7.11</b>	<b>27</b>	<b>5.1%</b>	<b>16</b>	<b>3.0%</b>	<b>54</b>	<b>31/243</b>	<b>89.7</b>
<b>Opponents</b>	<b>567</b>	<b>338</b>	<b>3888</b>	<b>59.6%</b>	<b>6.86</b>	<b>20</b>	<b>3.5%</b>	<b>10</b>	<b>1.8%</b>	<b>56</b>	<b>46/289</b>	<b>84.7</b>

Rushing	No.	Yds.	Avg.	Long	TD
Tomlinson	339	1462	4.3	62	18
Turner	57	335	5.9	83†	3
Neal	29	98	3.4	9	0
Parker	4	55	13.8	30	0
Sproles	8	50	6.3	21	0
Brees	21	49	2.3	9	1
Caldwell	2	10	5.0	7	0
McCardell	2	6	3.0	3	0
Osgood	1	4	4.0	4	0
Pinnock	1	4	4.0	4	0
Rivers	1	-1	-1.0	-1	0
<b>Chargers</b>	<b>465</b>	<b>2072</b>	<b>4.5</b>	<b>83†</b>	<b>22</b>
<b>Opponents</b>	<b>386</b>	<b>1349</b>	<b>3.5</b>	<b>46</b>	<b>14</b>

Receiving	No.	Yds.	Avg.	Long	TD
Gates	89	1101	12.4	38	10
McCardell	70	917	13.1	54	9
Parker	57	725	12.7	49	3
Tomlinson	51	370	7.3	41	2
Caldwell	28	352	12.6	43	1
Neal	24	145	6.0	21	1
Peelle	11	38	3.5	11	1
Jackson	3	59	19.7	21	0
Sproles	3	10	3.3	6	0
Osgood	2	21	10.5	15	0
<b>Chargers</b>	<b>338</b>	<b>3738</b>	<b>11.1</b>	<b>54</b>	<b>27</b>
<b>Opponents</b>	<b>338</b>	<b>3888</b>	<b>11.5</b>	<b>56</b>	<b>20</b>

Interceptions	No.	Yds.	Avg.	Long	TD
Jue	3	28	9.3	20	0
Edwards	2	15	7.5	14	0
Hart	1	110	110.0	70†	2
Fletcher	1	19	19.0	19	0
Jammer	1	14	14.0	14	0
Wilhelm	1	10	10.0	10	0
Florence	1	9	9.0	9	0
<b>Chargers</b>	<b>10</b>	<b>205</b>	<b>20.5</b>	<b>70†</b>	<b>2</b>
<b>Opponents</b>	<b>16</b>	<b>230</b>	<b>14.4</b>	<b>51</b>	<b>1</b>

Punting	No.	Yds.	Avg.	Net	TB	I-20	Lg.	B
Scifres	71	3104	43.7	38.0	8	25	71	0
<b>Chargers</b>	<b>71</b>	<b>3104</b>	<b>43.7</b>	<b>38.0</b>	<b>8</b>	<b>25</b>	<b>71</b>	<b>0</b>
<b>Opponents</b>	<b>78</b>	<b>3274</b>	<b>42.0</b>	<b>37.6</b>	<b>5</b>	<b>19</b>	<b>65</b>	<b>0</b>

Punt Returns	Ret.	FC	Yds.	Avg.	Lg.	TD
Parker	18	9	106	5.9	15	0
Sproles	18	5	108	6.0	23	0
McCardell	3	3	31	10.3	14	0
<b>Chargers</b>	<b>39</b>	<b>17</b>	<b>245</b>	<b>6.3</b>	<b>23</b>	<b>0</b>
<b>Opponents</b>	<b>26</b>	<b>19</b>	<b>244</b>	<b>9.4</b>	<b>52</b>	<b>0</b>

Kickoff Returns	Ret.	Yds.	Avg.	Long	TD
Scifres	63	1528	24.3	58	0
Caldwell	3	99	33.0	60	0
Parker	1	16	16.0	16	0
Pinnock	1	24	24.0	24	0
Turner	1	0	0.0	0	0
<b>Chargers</b>	<b>69</b>	<b>1667</b>	<b>24.2</b>	<b>60</b>	<b>0</b>
<b>Opponents</b>	<b>83</b>	<b>1856</b>	<b>22.4</b>	<b>54</b>	<b>0</b>

Field Goals	1-19	20-29	30-39	40-49	50+
Kaeding	1/1	3/3	9/9	8/11	0/0
<b>Chargers</b>	<b>1/1</b>	<b>3/3</b>	<b>9/9</b>	<b>8/11</b>	<b>0/0</b>
<b>Opponents</b>	<b>0/0</b>	<b>8/9</b>	<b>6/7</b>	<b>5/5</b>	<b>1/8</b>

**Defensive Tackles (solo-ast-total-pd-ft-fr-tf):** Edwards 114-40-154-11-20-2, Godfrey 56-22-78-3-1-14, Jammer 60-12-72-19-1-0-0, Kiel 49-10-59-6-1-0-0, Florence 47-7-54-11-0-1-2, Merriman 41-13-54-5-2-0-7, Williams 40-13-53-4-0-1-8, Castillo 37-12-49-3-1-0-6, Jue 30-12-42-8-0-0-0, Foley 28-10-38-3-1-0-2, Hart 26-9-35-6-1-2-0, Cooper 20-10-30-0-0-0-1, Olschansky 18-11-29-0-0-0-3, Fletcher 20-8-28-5-0-0-1, Davis 23-3-26-3-1-0-1, Cesaire 17-8-25-0-0-0-1, Leber 18-4-22-1-0-1-4, Phillips 18-2-20-2-2-1-3, Wilhelm 13-2-13-1-6-1-0-0, Wilson 12-2-14-0-0-0-0, Scott 11-2-13-2-0-0-0, Harris 2-0-2-1-0-0-0, Robinson 1-1-2-0-0-0-0, Bingham 1-0-1-0-0-0-0, McGarran 1-0-1-0-0-0-0, Ball 0-1-1-0-0-0-0

COMMUNITY  
 FRONT OFFICE  
 VETERANS  
 DRAFT PICKS & FREE AGENTS  
 2022 IN REVIEW  
 2005 STATISTICS  
 GENERAL INFORMATION

# 2004 FINAL STATISTICS

(12-4 Overall) First AFC West - Marty Schottenheimer  
Home (7-1); Away (5-3); Postseason (0-1)

Date	W/L	Score	Opponent	Att.
09/12	W	27-20	at Houston	70,255
09/19	L	28-34	New York Jets	57,310
09/26	L	13-23	at Denver	74,533
10/03	W	38-17	Tennessee	54,006
10/10	W	34-21	Jacksonville	52,101
10/17	L	20-21	at Atlanta	70,187
10/24	W	17-6	at Carolina	73,096
10/31	W	42-14	Oakland †	66,210
11/07	W	43-17	New Orleans	59,662
11/21	W	23-17	at Oakland	46,905
11/28	W	34-31	at Kansas City	77,447
12/05	W	20-17	Denver †	65,395
12/12	W	31-24	Tampa Bay †	65,858
12/19	W	21-0	at Cleveland	72,489
12/26	L	31-34 OT	at Indianapolis	57,330
01/02	W	24-17	Kansas City †	64,920

**AFC Wild Card Playoffs**  
01/08 L 17-20 OT New York Jets † 67,536

Team Statistics	Chargers	Opponents
<b>TOTAL FIRST DOWNS</b>	328	320
Rushing	131	79
Passing	160	200
Penalty	37	41
Third Down: Made/Att.	97/208	69/196
Third Down Pct.	.466	.352
Fourth Down: Made/Att.	5/8	13/24
Fourth Down Pct.	.625	.542
<b>TOTAL NET YARDS</b>	5542	5360
Avg. Per Game	346.4	335.0
Total Plays	996	991
Avg. Per Play	5.6	5.4
<b>NET YARDS RUSHING</b>	2185	1307
Avg. Per Game	136.6	81.7
Total Rushes	525	355
<b>NET YARDS PASSING</b>	3357	4053
Avg. Per Game	209.8	253.3
Sacked/Yards Lost	21/149	29/142
Gross Yards	3506	4195
Attempts/Completions	450/288	607/372
Completion Pct.	.640	.613
Had Intercepted	8	23
<b>PUNTS/AVERAGE</b>	69/43.1	64/42.4
<b>NET PUNTING AVG.</b>	69/38.4	64/37.0
<b>PENALTIES/YARDS</b>	108/875	109/940
<b>FUMBLES/BALL LOST</b>	27/10	19/10
<b>TOUCHDOWNS</b>	55	36
Rushing	24	15
Passing	29	19
Returns	2	2
<b>TIME OF POSSESSION</b>	31:30	28:30

Score by Quarters	Q1	Q2	Q3	Q4	OT	PTS.
<b>Chargers</b>	92	138	106	110	0	446
<b>Opponents</b>	37	97	52	125	3	313

Scoring	TD	RU	PA	RT	PAT	FG	S	PTS.
Kaeding	0	0	0	0	54/55	20/25	0	114
Tomlinson	18	17	1	0	0/0	0/0	0	108
Gates	13	0	13	0	0/0	0/0	0	78
Parker	4	0	4	0	0/0	0/0	0	24
Caldwell	3	0	3	0	0/0	0/0	0	18
Chatman	3	3	0	0	0/0	0/0	0	18
Brees	2	2	0	0	0/0	0/0	0	12
Dwight	2	0	1	1	0/0	0/0	0	12
Flutie	2	2	0	0	0/0	0/0	0	12
Osgood	2	0	2	0	0/0	0/0	0	12
Peelle	2	0	2	0	0/0	0/0	0	12
D. Edwards	1	0	1	0	0/0	0/0	0	6
Floyd	1	0	1	0	0/0	0/0	0	6
Krause	1	0	1	0	0/0	0/0	0	6
McCardell	1	0	1	0	0/0	0/0	0	6
<b>Chargers</b>	55	24	29	2	54/55	20/25	1	446
<b>Opponents</b>	36	15	19	2	33/34	20/27	0	313

**2-Pt. Conversions:** Chargers 0-0, Opponents 2-2

**Sacks:** Foley 10.0, Phillips 4.0, Williams 4.0, Godfrey 2.0, Leber 2.0, Scott 1.5, Dingle 1.0, D. Edwards 1.0, Fisk 1.0, Kiel 1.0, Olschansky 1.0, Cesaire 0.5, **Chargers 29.0**, Opponents 21.0

**Special Teams Tackles (solo-ast-total):** Hart 13-2-15, Milligan 13-2-15, Osgood 13-0-13, Fletcher 11-0-11, Chatman 9-1-10, Cooper 7-2-9, Phillips 7-2-9, Wilhelm 5-3-8, Peelle 4-0-4, Florence 3-1-4, Moreno 3-1-4, Pippens 3-0-3, Butler 0-3-3, Dwight 2-0-2, Kaeding 2-0-2, Layne 2-0-2, Leber 2-0-2, Turner 2-0-2, Binn 1-0-1, Kiel 1-0-1, Polk 1-0-1, Scifres 1-0-1

Passing	Att.	Comp.	Yds.	Comp. %	Yds./Att.
Brees	400	262	3159	65.5%	7.90
Flutie	38	20	276	52.6%	7.26
Rivers	8	5	33	62.5%	4.13
Tomlinson	2	1	38	50.0%	19.00
McCardell	1	0	0	0.0%	0.00
Scifres	1	0	0	0.0%	0.00
<b>Chargers</b>	450	288	3506	64.0%	7.79
<b>Opponents</b>	607	372	4195	61.3%	6.91

Rushing	No.	Yds.	Avg.	Long	TD
Tomlinson	339	1335	3.9	42	17
Chatman	65	392	6.0	52	3
Turner	20	104	5.2	30	0
Brees	53	85	1.6	22	2
Dwight	4	54	13.5	48	0
Neal	16	53	3.3	8	0
Parker	4	53	13.3	38	0
Caldwell	4	45	11.3	20	0
Flutie	5	39	7.8	20	2
Pinnock	9	26	2.9	11	0
McCardell	1	3	3.0	3	0
Shaw	1	1	1.0	1	0
Rivers	4	-5	-1.2	-1	0
<b>Chargers</b>	525	2185	4.2	52	24
<b>Opponents</b>	355	1307	3.7	26	15

Receiving	No.	Yds.	Avg.	Long	TD
Gates	81	964	11.9	72t	13
Tomlinson	53	441	8.3	74t	1
Parker	47	690	14.7	79t	4
McCardell	31	393	12.7	31	1
Caldwell	18	310	17.2	58t	3
Osgood	15	308	20.5	65	2
Neal	13	66	5.1	12	0
Peelle	10	84	8.4	17t	2
Krause	5	81	16.2	29	1
Turner	4	8	2.0	7	0
Floyd	3	49	16.3	27	1
Pinnock	3	26	8.7	14	0
Dwight	2	31	15.5	23t	1
Chatman	2	17	8.5	17	0
Brees	1	38	38.0	38	0
<b>Chargers</b>	288	3506	12.2	79t	29
<b>Opponents</b>	372	4195	11.3	50	19

Interceptions	No.	Yds.	Avg.	Long	TD
D. Edwards	5	49	9.8	30t	1
Florence	4	54	13.5	40	0
Wilson	3	12	4.0	12	0
Kiel	2	31	15.5	31	0
Foley	2	4	2.0	4	0
Hart	1	13	13.0	13	0
Jammer	1	12	12.0	12	0
Davis	1	4	4.0	4	0
Dingle	1	1	1.0	1	0
Fletcher	1	0	0.0	0	0
Phillips	1	0	0.0	0	0
Wilhelm	1	0	0.0	0	0
<b>Chargers</b>	23	180	7.8	40	1
<b>Opponents</b>	8	66	8.3	25	0

Punting	No.	Yds.	Avg.	Net	TB	I-20	Lg.	B
Scifres	69	2974	43.1	38.4	8	29	60	0
<b>Chargers</b>	69	2974	43.1	38.4	8	29	60	0
<b>Opponents</b>	64	2713	42.4	37.0	5	13	59	0

Punt Returns	Ret.	Fg.	Yds.	Avg.	Lg.	TD
Parker	27	10	237	8.8	32	0
Dwight	1	5	6	6.0	6	0
Florence	1	0	0	0.0	0	0
<b>Chargers</b>	29	15	243	8.4	32	0
<b>Opponents</b>	23	23	164	7.1	38	0

Kickoff Returns	Ret.	Yds.	Avg.	Long	TD
Dwight	50	1222	24.4	87t	1
Chatman	4	89	22.3	35	0
Welker	4	102	25.5	33	0
Butler	2	35	17.5	24	0
Neal	1	12	12.0	12	0
Turner	1	18	18.0	18	0
D. Edwards	0	0	—	—	0
<b>Chargers</b>	62	1478	23.8	87t	1
<b>Opponents</b>	83	1846	22.2	96t	2

**Field Goals** 1-19 20-29 30-39 40-49 50+  
Kaeding 1/1 9/11 2/2 5/6 3/5  
**Chargers** 1/1 9/11 2/2 5/6 3/5  
Opponents 0/0 11/11 6/9 2/6 1/1

Kaeding (48G,29G) ( ) (23G,51G) (31G) (21G,28G) (53G,28G) (29N,44G) ( ) (40G,27G) (42N,19G) (29N,52N,25G) (23G,23G) (51N,40G) ( ) (50G) (34G)

**Defensive Tackles (solo-ast-total-pp-fy-ft):** Edwards 105-46-151-14-3-0-4, Kiel 75-29-96-10-1-2, Godfrey 68-19-87-3-3-1-8, Wilson 52-23-75-4-1-0-2, Foley 48-17-65-12-5-2-4, Jammer 53-9-62-10-0-1, Leber 47-11-58-1-0-3, Olschansky 24-15-39-2-0-0-4, Davis 32-6-38-10-0-0-0, Cooper 25-8-33-2-0-1-1, Florence 28-4-32-8-0-0-2, Williams 25-7-32-4-0-0-1, Fisk 19-11-30-2-0-0-1, Fletcher 24-3-27-5-0-1-0, Cesaire 18-6-24-3-0-0-1, Scott 14-5-19-2-0-0-5, Phillips 14-4-18-3-0-2-0, Hart 5-4-9-2-0-0-1, Moreno 6-2-8-0-0-0-1, Dingle 3-3-6-1-0-0-1, Wilhelm 5-0-5-2-0-0-0, Butler 3-1-4-0-0-0-0, Milligan 3-1-4-1-0-0-0, Ball 2-1-3-2-0-0-0, Downing 1-0-1-0-0-0-0

Int.	Int. %	Long	Sack/Loss	Rating	
Turner	7	1.8%	79t	18/131	104.8
Wilson	1	2.6%	29	1/7	85.0
Phillips	1	1.5%	13	1/10	110.9
Wilhelm	1	0.0%	38	1/1	95.8
Scifres	0	0.0%	0	0/0	39.6
McCardell	0	0.0%	0	0/0	0.0
Scifres	1	100.0%	0	0/0	0.0
<b>Chargers</b>	29	6.4%	79t	21/149	102.0
<b>Opponents</b>	19	3.1%	23	29/42	76.6

2004 STATISTICS REVIEW  
 GENERAL INFORMATION  
 2022 IN REVIEW  
 DRAFT PICKS & FREE AGENTS  
 VETERANS  
 FRONT OFFICE  
 COMMUNITY

# 2003 FINAL STATISTICS

(4-12 Overall) Fourth AFC West - Marty Schottenheimer  
Home (2-6)\*; Away (2-6)

Date	W/L	Score	Opponent	Att.
09/07	L	14-27	at Kansas City	78,048
09/14	L	13-37	Denver †	65,445
09/21	L	10-24	Baltimore †	52,028
09/28	L	31-34 OT	at Oakland	54,078
10/05	L	21-27	at Jacksonville	48,954
10/19	W	26-20	at Cleveland	73,238
10/27	L	10-26	Miami †*	73,014
11/02	L	7-20	at Chicago	61,500
11/09	W	42-28	Minnesota †	64,738
11/16	L	8-37	at Denver	75,217
11/23	L	27-34	Cincinnati †	52,069
11/30	L	24-28	Kansas City †	57,671
12/07	W	14-7	at Detroit	61,544
12/14	L	21-38	Green Bay †	64,978
12/21	L	24-40	at Pittsburgh	52,527
12/28	W	21-14	Oakland †	62,222

\* Oct. 27 Game Played at Arizona's Sun Devil Stadium

Team Statistics	Chargers	Opponents
TOTAL FIRST DOWNS	290	326
Rushing	117	124
Passing	146	178
Penalty	27	24
Third Down: Made/Att.	62/197	97/231
Third Down Pct.	.315	.420
Fourth Down: Made/Att.	10/19	10/18
Fourth Down Pct.	.526	.556
TOTAL NET YARDS	5167	5593
Avg. Per Game	322.9	349.6
Total Plays	971	1072
Avg. Per Play	5.3	5.2
NET YARDS RUSHING	2146	2218
Avg. Per Game	134.1	138.6
Total Rushes	417	518
NET YARDS PASSING	3021	3375
Avg. Per Game	188.8	210.9
Sacked/Yards Lost	29/205	30/200
Gross Yards	3226	3575
Attempts/Completions	525/297	524/322
Completion Pct.	.566	.615
Had Intercepted	19	13
PUNTS/AVERAGE	83/41.6	74/42.7
NET PUNTING AVG.	83/36.0	74/36.4
PENALTIES/YARDS	126/1016	110/1006
FUMBLES/BALL LOST	20/12	22/7
TOUCHDOWNS		
Rushing	38	53
Passing	21	36
Returns	1	5
TIME OF POSSESSION	27:52	32:08

Score by Quarters	Q1	Q2	Q3	Q4	OT	PTS.
Chargers	60	86	50	117	0	313
Opponents	121	140	60	117	3	441

Scoring	TD	RU	PA	RT	PAT	FG	S	PTS.
Tomlinson	17	13	4	0	0/0	0/0	0	102
Christie	0	0	0	0	36/36	15/20	0	81
Boston	7	0	7	0	0/0	0/0	0	44
E. Parker	3	0	3	0	0/0	0/0	0	18
Flutie	2	2	0	0	0/0	0/0	0	12
Gates	2	0	2	0	0/0	0/0	0	12
Osgood	2	0	2	0	0/0	0/0	0	12
Brees	1	0	1	0	0/0	0/0	0	6
Lassiter	1	0	0	1	0/0	0/0	0	6
Neal	1	1	0	0	0/0	0/0	0	6
Norman	1	0	1	0	0/0	0/0	0	6
Peelle	1	0	1	0	0/0	0/0	0	6
Alexander	0	0	0	0	0/0	0/0	0	2
Chargers	38	16	21	1	36/36	15/20	0	313
Opponents	53	12	36	5	52/53	23/26	1	441

2-Pt. Conversions: Alexander, Boston, Chargers 2-2, Opponents 0-0

Sacks: Scott 6.5, Dingle 6.0, R. Johnson 4.0, Leber 3.0, Wiley 3.0, Moreno 2.0, Cooper 1.0, Fisk 1.0, Leverette 1.0, Williams 1.0, Wilson 1.0, Edwards 0.5, Chargers 30.0, Opponents 29.0

Special Teams Tackles (solo-aso-total): Chatman 16-0-16, Polk 14-2-16, Osgood 8-1-9, Kiel 7-2-9, Cooper 8-0-8, Binn 7-1-8, House 7-1-8, Pinnock 5-0-5, Johnson 3-2-5, Florence 4-0-4, Gates 4-0-4, Bennett 2-0-2, Mattos 2-0-2, Peelle 2-0-2, Ross 2-0-2, Wilhelm 2-0-2, Christie 1-0-1, Fox 1-0-1, Norman 1-0-1, Scifres 1-0-1, Wilson 1-0-1

Passing	Att.	Comp.	Yds.	Comp.%	Yds./Att.	TD	TD%	Int.	Int.%	Long	Sack/Lost	Rating
Brees	356	205	2108	57.6%	5.92	11	3.1%	15	4.2%	68t	21/178	67.5
Flutie	167	91	1097	54.5%	6.57	9	5.4%	4	2.4%	73t	8/27	82.8
Bennett	1	0	0	0.0%	0.00	0	0.0%	0	0.0%	0	0/0	39.6
Tomlinson	1	1	21	100.0%	21.00	1	100.0%	0	0.0%	21t	0/0	158.3
Chargers	525	297	3226	56.6%	6.14	21	4.0%	19	3.6%	73t	29/205	73.1
Opponents	524	322	3575	61.5%	6.82	36	6.9%	13	2.5%	60t	39/200	94.3

Rushing	No.	Yds.	Avg.	Long	TD
Tomlinson	313	1645	5.3	73t	13
Flutie	33	168	5.1	17	2
Dwight	9	88	9.8	20	0
Brees	21	84	4.0	18	0
Neal	18	40	2.2	7	1
Caldwell	5	39	7.8	14	0
L. Johnson	4	26	6.5	18	0
E. Parker	3	21	7.0	13	0
Boston	3	18	6.0	13	0
Chatman	8	17	2.1	6	0
Chargers	417	2146	5.1	73t	16
Opponents	518	2218	4.3	58	12

Receiving	No.	Yds.	Avg.	Long	TD
Tomlinson	100	725	7.3	73t	4
Boston	70	880	12.6	46t	7
Gates	24	389	16.2	48	2
E. Parker	18	244	13.6	33t	3
Peelle	16	133	8.3	24	1
Neal	16	125	7.8	31	0
Dwight	14	93	6.6	22	0
Osgood	13	278	21.4	57t	2
Caldwell	8	80	10.0	15	0
Gilliam	6	95	15.8	37	0
Norman	6	72	12.0	21t	1
Chatman	5	54	10.8	23	0
Brees	1	21	21.0	21t	1
Chargers	297	3226	10.9	73t	21
Opponents	322	3575	11.1	60t	36

Interceptions	No.	Yds.	Avg.	Long	TD
Jammer	4	6	1.5	6	0
Davis	2	48	24.0	41	0
Edwards	2	27	13.5	15	0
Kiel	2	15	7.5	15	0
Lassiter	1	38	38.0	38t	1
Cooper	1	25	25.0	25	0
Wilson	1	-2	-2.0	-2	0
Chargers	13	157	12.1	41	1
Opponents	19	196	10.3	32	1

Punting	No.	Yds.	Avg.	Net	TB	I-20	Lg.	B
Bennett	82	3436	41.9	36.2	3	1-28	56	0
Christie	1	20	20.0	20.0	0	1	20	0
Chargers	83	3456	41.6	36.0	3	29	56	0
Opponents	74	3162	42.7	36.4	4	16	73	0

Punt Returns	Ret.	FC	Yds.	Avg.	Lg.	TD
L. Johnson	24	5	184	7.7	21	0
E. Parker	2	2	207	9.0	49	0
Dwight	2	2	0	0.0	2	0
Chargers	49	9	391	8.0	49	0
Opponents	38	20	409	10.8	80t	2

Kickoff Returns	Ret.	Yds.	Avg.	Long	TD
L. Johnson	50	1151	23.0	60	0
Dwight	22	488	22.2	32	0
Florence	4	47	11.8	24	0
Chatman	2	31	15.5	23	0
Pinnock	2	50	25.0	41	0
Carson	1	13	13.0	13	0
Neal	1	1	1.0	1	0
Peelle	1	14	14.0	14	0
Scott	1	9	9.0	9	0
Chargers	84	1804	21.5	60	0
Opponents	67	1437	21.4	85t	1

Field Goals	1-19	20-29	30-39	40-49	50+
Christie	1/1	6/6	3/3	3/7	2/3
Chargers	1/1	6/6	3/3	3/7	2/3
Opponents	0/0	5/6	5/6	12/13	1/1
Christie ( ) (19G,25G) (24G,50N) (32G) ( ) (44G,50G,43N,42G,32G) (51G) (46N) ( ) (48G,26G) (40B,48B,21G) ( ) (20G,26G) (31G) ( )					

Defensive Tackles (solo-aso-total-pd-ff-fr): Edwards 124-38-162-9-1-0, Moreno 78-17-95-4-1-2, Wilson 63-19-82-9-3-0, Leber 64-11-75-1-1-0, Jammer 57-14-71-13-0-1, Kiel 52-75-59-4-0-0, Lassiter 51-8-59-1-0-0, Davis 45-13-38-10-0-0, Fisk 41-10-51-0-0-1, Wiley 38-13-51-4-2-1, Dingle 31-6-37-1-2-1, Williams 24-9-33-1-1-0, Leverette 17-6-23-0-0-0, Fox 18-4-22-2-0-0, Scott 14-4-18-1-0-0, Florence 16-0-16-2-0-0, Johnson 12-1-13-0-2-0, Cooper 5-3-8-1-0-0, Polk 5-1-6-0-0-0, Salave'a 2-3-5-1-0-0, House 3-0-3-4-0-0, Cody 2-1-3-0-0-0, Cesaire 1-2-3-0-0-0, Carson 2-0-2-1-0-0, Hand 2-0-2-0-0-0

COMMUNITY

FRONT OFFICE

VETERANS

DRAFT PICKS & FREE AGENTS

2022 IN REVIEW

2003 STATISTICS

GENERAL INFORMATION



# 2002 FINAL STATISTICS

(8-8 Overall) Third AFC West - Marty Schottenheimer  
Home (5-3); Away (3-5)

Date	W/L	Score	Opponent	Att.
09/08	W	34-6	at Cincinnati	53,705
09/15	W	24-3	Houston †	56,098
09/22	W	23-15	at Arizona	28,980
09/29	W	21-14	New England †	66,463
10/06	L	9-26	at Denver	75,065
10/13	W	35-34	Kansas City †	58,995
10/20	W	27-21 OT	at Oakland	60,974
11/03	L	13-44	New York Jets †	59,772
11/10	L	24-28	at St. Louis	66,093
11/17	W	20-17 OT	San Francisco †	67,161
11/24	L	3-30	at Miami	73,138
12/01	W	30-27 OT	Denver †	66,357
12/08	L	7-27	Oakland †	67,968
12/15	L	13-20	at Buffalo	61,838
12/22	L	22-24	at Kansas City	77,899
12/29	L	28-31 OT	Seattle †	52,159

Team Statistics	Chargers	Opponents
TOTAL FIRST DOWNS	313	326
Rushing	117	91
Passing	166	205
Penalty	30	30
Third Down: Made/Att.	78/210	83/218
Third Down Pct.	.371	.381
Fourth Down: Made/Att.	4/12	7/11
Fourth Down Pct.	.333	.636
TOTAL NET YARDS	5325	6034
Avg. Per Game	332.8	377.1
Total Plays	1028	1056
Avg. Per Play	5.2	5.7
NET YARDS RUSHING	2137	1739
Avg. Per Game	133.6	108.7
Total Rushes	466	410
NET YARDS PASSING	3188	4295
Avg. Per Game	199.3	268.4
Sacked/Yards Lost	24/180	39/23
Gross Yards	3368	4526
Attempts/Completions	538/324	607/375
Completion Pct.	.602	.618
Had Intercepted	16	17
PUNTS/AVERAGE	89/39.8	83/40.1
NET PUNTING AVG.	89/34.3	83/33.2
PENALTIES/YARDS	100/805	103/854
FUMBLES/BALL LOST	16/8	16/10
TOUCHDOWNS	40	43
Rushing	19	15
Passing	17	26
Returns	4	2
TIME OF POSSESSION	29:57	30:03

Score by Quarters	Q1	Q2	Q3	Q4	OT	PTS.
Chargers	61	109	63	88	12	333
Opponents	103	86	65	110	3	367

Scoring	TD	RU	PA	RT	PAT	FG	S	PTS.
Tomlinson	15	14	1	0	0/0	0/0	0	90
Christie	0	0	0	0	35/36	18/26	0	89
Conway	7	2	5	0	0/0	0/0	0	42
Caldwell	3	0	3	0	0/0	0/0	0	20
Dwight	3	1	2	0	0/0	0/0	0	18
McCrary	3	0	3	0	0/0	0/0	0	18
Edwards	2	0	0	2	0/0	0/0	0	12
Alexander	1	0	1	0	0/0	0/0	0	6
Brees	1	1	0	0	0/0	0/0	0	6
Fletcher	1	1	0	0	0/0	0/0	0	6
Johnson	1	0	1	0	0/0	0/0	0	6
McNeil	1	0	0	1	0/0	0/0	0	6
Norman	1	0	1	0	0/0	0/0	0	6
E. Parker	1	0	1	0	0/0	0/0	0	6
Chargers	40	19	17	4	25/26	18/26	1	333
Opponents	43	15	26	2	42/42	21/31	1	367

2-Pt. Conversions: Caldwell, **Chargers 1-3**, Opponents 1-1

Sacks: Johnson 6.5, Wiley 6.0, Leber 5.0, Dingle 4.0, Carson 3.5, Fisk 3.0, J. Williams 2.5, Harrison 2.0, Molden 2.0, Scott 2.0, Seau 1.5, Polk 1.0, **Chargers 39.0**, Opponents 24.0

Special Teams Tackles (solo-ast-total): Polk 13-0-13, Goodspeed 11-1-12, Moreno 8-3-11, Ruff 10-0-10, Peelle 7-0-7, Beckett 5-0-5, Chatman 4-0-4, Lyle 3-1-4, Cody 3-0-3, Leber 3-0-3, Sanchez 3-0-3, Jammer 2-1-3, Bennett 2-0-2, Caldwell 2-0-2, Christie 2-0-2, Fletcher 2-0-2, Jenkins 2-0-2, McCrary 2-0-2, Binn 1-1-2, Norman 1-1-2, Fox 1-0-1, Richey 1-0-1

Rushing	No.	Yds.	Avg.	Long	TD
Tomlinson	372	1683	4.5	76	14
Brees	38	130	3.4	15	1
Fletcher	26	128	4.9	15	1
Dwight	12	108	9.0	20	1
Conway	7	53	7.6	22	2
Chatman	6	19	3.2	11	0
Caldwell	2	9	4.5	6	0
Flutie	1	6	6.0	6	0
McCrary	2	1	0.5	2	0
<b>Chargers</b>	<b>466</b>	<b>2137</b>	<b>4.6</b>	<b>76</b>	<b>19</b>
Opponents	410	1739	4.2	61t	15

Receiving	No.	Yds.	Avg.	Long	TD
Tomlinson	79	489	6.2	30	1
Conway	57	852	14.9	52t	5
Dwight	50	623	12.5	42	2
Alexander	45	510	11.3	32	1
Caldwell	22	208	9.5	26	3
McCrary	22	96	4.4	25	3
E. Parker	17	268	15.8	31t	1
Norman	16	201	12.6	29	1
Fletcher	10	62	6.2	13	0
Chatman	3	44	14.7	25	0
Peelle	3	15	5.0	10	0
<b>Chargers</b>	<b>324</b>	<b>3368</b>	<b>10.4</b>	<b>52t</b>	<b>17</b>
Opponents	375	4526	12.1	99t	26

Interceptions	No.	Yds.	Avg.	Long	TD
Edwards	5	95	19.0	46	1
Molden	3	9	3.0	8	0
Lyle	2	26	13.0	26	0
Harrison	2	2	1.0	2	0
Wiley	1	40	40.0	40	0
Fox	1	25	25.0	25	0
Seau	1	25	25.0	25	0
McNeil	1	16	16.0	16	0
Moreno	1	8	8.0	8	0
<b>Chargers</b>	<b>17</b>	<b>246</b>	<b>14.5</b>	<b>46</b>	<b>1</b>
Opponents	16	204	12.8	45	1

Punting	No.	Yds.	Avg.	Net	TB	I-20	Lg.	B
Bennett	87	3540	40.7	34.3	6	31	63	2
<b>Chargers</b>	<b>89</b>	<b>3540</b>	<b>39.8</b>	<b>34.3</b>	<b>6</b>	<b>31</b>	<b>63</b>	<b>2</b>
Opponents	83	3332	40.1	33.2	13	16	61	1

Punt Returns	Ret.	FC	Yds.	Avg.	Lg.	TD
Dwight	19	11	231	12.2	37	0
Vanover	16	4	86	5.4	16	0
Caldwell	2	0	-2	-1.0	0	0
<b>Chargers</b>	<b>37</b>	<b>15</b>	<b>315</b>	<b>8.5</b>	<b>37</b>	<b>0</b>
Opponents	36	28	369	10.3	52t	1

Kickoff Returns	Ret.	Yds.	Av.	Long	TD
Jenkins	40	925	23.1	56	0
Vanover	14	323	23.1	39	0
Caldwell	9	220	24.4	39	0
Dwight	8	166	20.8	26	0
Carson	1	14	14.0	14	0
Fletcher	1	22	22.0	22	0
<b>Chargers</b>	<b>73</b>	<b>1670</b>	<b>22.9</b>	<b>56</b>	<b>0</b>
Opponents	53	1059	20.0	65	0

Field Goals	1-19	20-29	30-39	40-49	50+
Christie	0/0	8/8	5/6	4/9	1/3
<b>Chargers</b>	<b>0/0</b>	<b>8/8</b>	<b>5/6</b>	<b>4/9</b>	<b>1/3</b>
Opponents	0/0	9/10	6/6	3/9	3/6
Christie (28G,27G) (36G) (50N) (50B) (24G) ( ) ( ) ( ) (44B,36G,40G) (38G,42N) (42N,20G,40G,49N,38B,27G) ( ) (39G,44N,53G) (30G,49G,24G) (26G,29G)					

Defensive Tackles (solo-ast-total-pd-fr-fr): Edwards 100-29-129-11-0-1, Harrison 69-19-88-8-2-0, Seau 60-24-84-7-1-0, McNeil 72-7-79-12-0-4, Molden 68-11-79-9-2-2, Jammer 56-6-64-10-0-0, Leber 40-9-49-1-3-0, Johnson 31-9-40-1-0-1, Fisk 28-10-38-0-0-0, Wiley 31-5-36-5-1-0, Beckett 32-2-34-2-1-0, Moreno 28-4-32-1-0-0, Carson 22-9-31-3-0-1, Lyle 23-4-27-2-1-0, Dingle 24-1-25-0-0-1, Williams 20-4-24-1-0-0, Fox 17-6-23-3-0-0, Scott 8-0-8-2-1-0, Ruff 4-0-4-0-0-0, Sanchez 4-0-4-0-0-0, Cody 3-1-4-0-0-0, Polk 3-1-4-0-0-0, Wilson 3-0-3-0-0-0, Binn 0-1-1-0-0-0

Passing	Att.	Comp.	Yds.	Comp. %	Yds./Att.	TD	TD %	Int.	Int. %	Long	Sack/Lost	Rating
Brees	526	320	3284	60.8%	6.24	17	3.2%	16	3.0%	52t	24/180	76.9
Flutie	11	3	64	27.3%	5.82	0	0.0%	0	0.0%	47	0/0	51.3
Caldwell	1	1	20	100.0%	20.00	0	0.0%	0	0.0%	20	0/0	118.0
<b>Chargers</b>	<b>538</b>	<b>324</b>	<b>3368</b>	<b>60.2%</b>	<b>6.26</b>	<b>17</b>	<b>3.2%</b>	<b>16</b>	<b>3.0%</b>	<b>52t</b>	<b>24/180</b>	<b>76.5</b>
Opponents	607	375	4526	61%	7.46	26	4.3%	17	2.8%	99t	39/231	87.2

2002 IN REVIEW  
 GENERAL STATISTICS  
 DRAFT PICKS & FREE AGENTS  
 VETERANS  
 FRONT OFFICE  
 COMMUNITY

# 2001 FINAL STATISTICS

(5-11 Overall) Fifth AFC West - Mike Riley  
Home (4-4); Away (1-7)

Date	W/L	Score	Opponent	Att.
09/09	W	30-3	Washington †	60,629
09/23	W	33-21	at Dallas	63,430
09/30	W	28-14	Cincinnati †	56,048
10/07	L	16-20	at Cleveland	73,018
10/14	L	26-29 OT	at New England	60,292
10/21	W	27-10	Denver †	67,521
10/28	W	27-24	Buffalo †	63,698
11/04	L	20-25	Kansas City †	58,789
11/11	L	16-26	at Denver	74,951
11/18	L	24-34	at Oakland	61,960
11/25	L	17-20	Arizona †	49,398
12/02	L	10-13 OT	at Seattle	55,466
12/09	L	14-24	at Philadelphia	65,438
12/15	L	6-13	Oakland †	67,349
12/23	L	17-20	at Kansas City	76,131
12/30	L	22-25	Seattle †	51,412

Team Statistics	Chargers	Opponents
TOTAL FIRST DOWNS	290	290
Rushing	92	99
Passing	177	166
Penalty	21	25
Third Down: Made/Att.	79/221	84/224
Third Down Pct.	.357	.375
Fourth Down: Made/Att.	7/5	7/12
Fourth Down Pct.	.375	.583
TOTAL NET YARDS	5200	4904
Avg. Per Game	325.0	306.5
Total Plays	1010	1025
Avg. Per Play	5.1	4.8
NET YARDS RUSHING	1695	1504
Avg. Per Game	105.9	94.0
Total Rushes	435	449
NET YARDS PASSING	3505	3400
Avg. Per Game	219.1	212.5
Sacked/Yards Lost	27/180	41/218
Gross Yards	3685	3618
Attempts/Completions	548/309	535/317
Completion Pct.	.564	.593
Had Intercepted	18	19
PUNTS/AVERAGE	78/42.4	90/42.1
NET PUNTING AVG.	36.9	36.8
PENALTIES/YARDS	97/777	79/632
FUMBLES/BALL LOST	26/11	33/12
TOUCHDOWNS	35	35
Rushing	13	10
Passing	16	24
Returns	6	1
TIME OF POSSESSION	30:15	29:45

Score by Quarters	Q1	Q2	Q3	Q4	OT	PTS.
Chargers	81	51	81	109	6	332
Opponents	60	109	46	100	6	321

Scoring	TD	RU	PA	RT	PAT	FG	S	PTS.
Richey	0	0	0	0	26/26	21/32	0	89
Tomlinson	10	10	0	0	0/0	0/0	0	60
Conway	7	1	6	0	0/0	0/0	0	42
Christie	0	0	0	0	6/6	9/11	0	33
J. Graham	5	0	5	0	0/0	0/0	0	30
F. Jones	4	0	4	0	0/0	0/0	0	24
Dwight	2	1	0	1	0/0	0/0	0	12
Jenkins	2	0	0	2	0/0	0/0	0	12
Flutie	1	1	0	0	0/0	0/0	0	6
Harris	1	0	0	1	0/0	0/0	0	6
Heiden	1	0	1	0	0/0	0/0	0	6
Johnson	1	0	0	1	0/0	0/0	0	6
Perry	1	0	0	1	0/0	0/0	0	6
<b>Chargers</b>	<b>35</b>	<b>13</b>	<b>16</b>	<b>6</b>	<b>32/32</b>	<b>30/43</b>	<b>0</b>	<b>332</b>
Opponents	35	10	24	1	31/33	26/35	0	321

2-Pt. Conversions: Chargers 0-3, Opponents 1-2

Sacks: Willey 13.0, Johnson 9.5, R. Harrison 3.5, Carson 3.0, Dixon 2.0, Parrella 2.0, Dingle 1.0, Fontenot 1.0, L. Harrison 1.0, Moreno 1.0, Rogers 1.0, Ruff 1.0, Seau 1.0, Tanavusa 1.0, **Chargers 41.0**, Opponents 27.0

Special Teams Tackles (solo-ast-total): Humphrey 9-5-14, Harris 10-2-12, Carwell 10-0-10, Jenkins 10-0-10, Moreno 9-1-10, Beckett 6-0-6, Sanchez 5-0-5, McCrary 4-1-5, Rogers 4-1-5, Cody 4-0-4, Holecsek 4-0-4, Polk 4-0-4, Perry 1-3-4, Binn 3-0-3, Ruff 3-0-3, Richey 2-1-3, L. Harrison 2-0-2, Heiden 2-0-2, Fletcher 1-0-1

Passing	Att.	Comp.	Yds.	Comp.%	Yds./Att.	TD	TD%	Int.	Int.%	Long	Sack/Lost	Rating
Flutie	521	294	3464	56.4%	6.65	15	2.9%	18	3.5%	78	25/168	72.0
Brees	27	15	221	55.6%	8.19	1	3.7%	0	0.0%	40	2/12	94.8
<b>Chargers</b>	<b>548</b>	<b>309</b>	<b>3685</b>	<b>56.4%</b>	<b>6.72</b>	<b>16</b>	<b>2.9%</b>	<b>18</b>	<b>3.3%</b>	<b>78</b>	<b>27/180</b>	<b>73.1</b>
Opponents	535	317	3618	59.3%	6.76	24	4.5%	19	3.6%	80†	41/218	79.8

Rushing	No.	Yds.	Avg.	Long	TD
Tomlinson	339	1236	3.6	54	10
Flutie	53	192	3.6	16	1
Conway	7	116	16.6	67†	1
Fletcher	29	107	3.7	16	0
Dwight	2	24	12.0	16†	1
Brees	2	18	9.0	13	0
McCrary	2	3	1.5	2	0
Jenkins	1	-1	-1.0	-1	0
<b>Chargers</b>	<b>435</b>	<b>1695</b>	<b>3.9</b>	<b>67†</b>	<b>13</b>
Opponents	449	1504	3.3	26	10

Receiving	No.	Yds.	Avg.	Long	TD
Conway	71	1125	15.8	72†	6
Tomlinson	59	357	6.2	27	0
J. Graham	52	811	15.6	61†	5
F. Jones	35	388	11.1	34	4
Dwight	25	406	16.2	78	0
Fletcher	23	184	8.0	27	0
Gaylor	14	217	15.5	31	0
McCrary	13	71	5.5	12	0
Heiden	8	55	6.9	16	1
R. Jones	5	29	5.8	11	0
Batteaux	3	25	8.3	17	0
Harris	1	7	7.0	7	0
<b>Chargers</b>	<b>309</b>	<b>3685</b>	<b>11.9</b>	<b>78</b>	<b>16</b>
Opponents	317	3618	11.4	80†	24

Interceptions	No.	Yds.	Avg.	Long	TD
McNeil	8	55	6.9	33	0
R. Harrison	2	51	25.5	22	0
Perry	2	37	18.5	37†	1
Cody	2	3	1.5	3	0
Beckett	1	8	8.0	8	0
Dixon	1	6	6.0	6	0
Seau	1	2	2.0	2	0
Fontenot	1	0	0.0	0	0
Molden	1	0	0.0	0	0
<b>Chargers</b>	<b>19</b>	<b>162</b>	<b>8.5</b>	<b>37†</b>	<b>1</b>
Opponents	18	135	7.5	41	0

Punting	No.	Yds.	Avg.	Net	TB	I-20	Lg.	B
Bennett	78	3308	42.4	36.9	4	25	62	0
<b>Chargers</b>	<b>78</b>	<b>3308</b>	<b>42.4</b>	<b>36.9</b>	<b>4</b>	<b>25</b>	<b>62</b>	<b>0</b>
Opponents	90	3789	42.1	36.8	3	25	63	0

Punt Returns	Ret.	FC	Yds.	Avg.	Lg.	TD
Dwight	24	12	271	11.3	84†	1
Milburn	17	4	139	8.2	19	0
R. Jones	3	0	5	1.7	5	0
<b>Chargers</b>	<b>44</b>	<b>16</b>	<b>415</b>	<b>9.4</b>	<b>84†</b>	<b>1</b>
Opponents	32	15	346	10.8	40	0

Kickoff Returns	Ret.	Yds.	Avg.	Long	TD
Jenkins	58	1541	26.6	93†	2
R. Jones	4	126	31.5	74	0
Carson	1	10	10.0	10	0
Fletcher	1	11	11.0	11	0
Harris	1	19	19.0	19	0
Whitman	1	9	9.0	9	0
<b>Chargers</b>	<b>66</b>	<b>1716</b>	<b>26.0</b>	<b>93†</b>	<b>2</b>
Opponents	64	1671	26.1	70	0

Field Goals	1-19	20-29	30-39	40-49	50+
Richey	0/0	13/15	4/7	3/7	1/3
Christie	0/0	4/4	3/5	2/2	0/0
<b>Chargers</b>	<b>0/0</b>	<b>17/19</b>	<b>7/12</b>	<b>5/9</b>	<b>1/3</b>
Opponents	1/1	11/11	6/6	7/16	1/1

Richey (21G,48G,32G) (22G,24G,23G,41N,43G) (38N) (22G,21G,38G) (21G,36N,27G,59N) (21G,51G) (37G,25G,36N,41N) (43N,48G,35G) (29G) (26G) (25N,26G,27N) (53N) ( ) (46N) ( )  
Christie ( ) ( ) ( ) ( ) ( ) ( ) ( ) ( ) ( ) (26G) (34N,37N) (29G,31G) (27G) (32G,25G,40G,41G,36G)

Defensive Tackles (solo-ast-total-pd-ff-fr): R. Harrison 91-17-108-13-2-1, Seau 84-12-96-6-2-1, Beckett 72-21-93-5-1-1, McNeil 65-12-77-16-1-0, Ruff 59-15-74-4-0-1, Parrella 61-6-67-10-1, Dixon 48-14-62-3-0-0, Cody 53-6-59-5-0-0, Willey 39-9-47-2-5-0, Johnson 28-10-38-1-2-2, Carson 24-9-33-3-0-2, Perry 20-4-24-5-1-1, Molden 18-19-5-0-0, L. Harrison 15-2-17-1-0-0, Sanchez 14-0-14-1-0-0, Dingle 10-1-11-1-0-0, Holecsek 8-1-9-0-0-0, Mohring 5-3-8-1-0-0, Carswell 4-3-7-0-0-0, Fontenot 4-3-7-1-0-0, Moreno 5-1-6-0-1-0, Rogers 3-1-4-0-0-0, Williams 2-0-2-0-0-1, Turner 1-1-2-0-0-0, Harris 1-0-1-0-1-1, Tanavusa 1-0-1-0-0-0, Richey 0-1-1-0-0-0

# 2000 FINAL STATISTICS

(1-15 Overall) Fifth AFC West - Mike Riley  
Home (1-7); Away (0-8)

Date	W/L	Score	Opponent	Att.
09/03	L	6-9	at Oakland	56,373
09/10	L	27-28	New Orleans †	51,300
09/17	L	10-42	at Kansas City	77,604
09/24	L	12-20	Seattle †	47,233
10/01	L	31-57	at St. Louis	66,010
10/08	L	7-21	Denver †	56,079
10/15	L	24-27 OT	at Buffalo	72,351
10/29	L	13-15	Oakland †	66,659
11/05	L	15-17	at Seattle	59,884
11/12	L	7-17	Miami †	56,896
11/19	L	37-38	at Denver	75,218
11/26	W	17-16	Kansas City †	47,228
12/03	L	17-45	San Francisco †	57,255
12/10	L	3-24	at Baltimore	68,805
12/17	L	22-30	at Carolina	72,159
12/24	L	21-34	Pittsburgh †	50,809

Team Statistics		Chargers	Opponents
TOTAL FIRST DOWNS		251	312
Rushing		63	76
Passing		156	195
Penalty		32	41
Third Down: Made/Att.		72/219	91/242
Third Down Pct.		.329	.376
Fourth Down: Made/Att.		3/14	5/9
Fourth Down Pct.		.214	.556
TOTAL NET YARDS		4300	4959
Avg. Per Game		268.8	309.9
Total Plays		982	1061
Avg. Per Play		4.4	4.7
NET YARDS RUSHING		1062	1422
Avg. Per Game		66.4	88.9
Total Rushes		351	470
NET YARDS PASSING		3238	3537
Avg. Per Game		202.4	221.1
Sacked/Yards Lost		53/302	39/249
Gross Yards		3540	3786
Attempts/Completions		578/311	552/326
Completion Pct.		.539	.591
Had Intercepted		30	16
PUNTS/AVERAGE		92/46.2	91/41.5
NET PUNTING AVG.		36.2	36.4
PENALTIES/YARDS		121/1036	106/851
FUMBLES/BALL LOST		38/20	50
TOUCHDOWNS		31	50
Rushing		7	10
Passing		19	33
Returns		5	7
TIME OF POSSESSION		28:08	31:52

Score by Quarters		Q1	Q2	Q3	Q4	OT	PTS.	
Chargers		58	99	60	52	0	269	
Opponents		77	128	110	122	3	440	
Scoring	TD	RU	PA	RT	PAT	FG	S	PTS
Carney	0	0	0	0	27/27	0/0	0	81
Conway	5	0	5	0	0/0	0/0	0	30
F. Jones	5	0	5	0	0/0	0/0	0	30
Fletcher	4	3	1	0	0/0	0/0	0	24
J. Graham	4	0	4	0	0/0	0/0	0	24
Chancey	2	2	0	0	0/0	0/0	0	12
Fazande	2	2	0	0	0/0	0/0	0	12
McCrary	2	2	0	0	0/0	0/0	0	12
Dixon	1	0	0	1	0/0	0/0	0	6
Dumas	1	0	0	1	0/0	0/0	0	6
Gaylor	1	0	1	0	0/0	0/0	0	6
Harrison	1	0	0	1	0/0	0/0	0	6
Heiden	1	0	1	0	0/0	0/0	0	6
R. Jenkins	1	0	0	1	0/0	0/0	0	6
Turner	1	0	0	1	0/0	0/0	0	6
Fontenot	0	0	0	0	0/0	0/0	1	2
Chargers	31	7	19	5	27/27	18/25	1	269
Opponents	50	10	33	7	46/46	30/34	1	440

2-Pt. Conversions: Chargers 0-4, Opponents 1-4

Sacks: Parrella 7.0, Harrison 6.0, Mickell 6.0, Dixon 5.0, Fontenot 4.0, Seau 3.5, Dingle 2.5, Beckett 1.0, Dumas 1.0, Lewis 1.0, Rusk 1.0, Williams 1.0, Chargers 3-0, Opponents 53.0

Special Teams Tackles (solo-ast-total-pd-fr-ft-r): Tovar 11-1-12, McCrary 11-0-11, Beckett 10-0-10, Turner 9-0-9, Taylor 8-1-9, Rusk 8-0-8, Heiden 7-0-7, Humphrey 6-1-7, Bynum 5-0-5, Darden 5-0-5, Davis 4-0-4, Reeves 3-1-4, Binn 3-0-3, Fletcher 3-0-3, R. Jenkins 3-0-3, Ruff 3-0-3, Denton 2-1-3, Bennett 1-0-1, Brown 1-0-1, Hatcher 1-0-1, Jackson 1-0-1

Rushing	No.	Yds.	Avg.	Long	TD
Fletcher	116	384	3.3	21	3
Fazande	119	368	3.1	26	2
Chancey	42	141	3.4	14	2
Leaf	28	54	1.9	14	0
Conway	3	31	10.3	13	0
Bynum	7	26	3.7	9	0
Harbaugh	16	24	1.5	7	0
Moreno	5	20	4.0	13	0
McCrary	7	8	1.1	4	0
R. Jenkins	8	6	0.8	4	0
Chargers	351	1062	3.0	26	7
Opponents	470	1422	3.0	49	10

Receiving	No.	Yds.	Avg.	Long	TD
F. Jones	71	766	1.8	44	5
J. Graham	55	907	16.5	83t	4
Conway	53	712	13.4	68t	5
Fletcher	48	355	7.4	26	1
R. Jones	22	253	11.5	34	0
McCrary	18	141	7.8	19	2
Fazande	16	104	6.5	17	0
Gaylor	13	182	14.0	62t	1
Heiden	6	32	5.3	10	1
Ricks	3	35	11.7	23	0
Bynum	2	13	6.5	7	0
Jacquet	1	25	25.0	25	0
Davis	1	8	8.0	8	0
Chancey	1	6	6.0	6	0
R. Jenkins	1	1	1.0	1	0
Chargers	311	3540	11.4	83t	19
Opponents	326	3786	11.6	68t	33

Interceptions	No.	Yds.	Avg.	Long	TD
Harrison	6	97	16.2	63t	1
Seau	2	2	1.0	2	0
Turner	1	75	75.0	75t	1
Dumas	1	56	56.0	56t	1
Dixon	1	36	36.0	36t	1
Ruff	1	18	18.0	18	0
D. Jenkins	1	16	16.0	16	0
Beckett	1	7	7.0	7	0
Lewis	1	6	6.0	3	0
Brown	1	0	0.0	0	0
Chargers	16	313	19.6	75t	4
Opponents	30	515	17.2	69t	3

Punting	No.	Yds.	Avg.	Net	TB	I-20	Lg.	B
Bennett	92	4248	46.2	36.2	10	23	66	0
Chargers	92	4248	46.2	36.2	10	23	66	0
Opponents	91	3780	41.5	36.4	10	32	68	1

Punt Returns	Ret.	FC	Yds.	Avg.	Lg.	TD
Jacquet	30	8	211	7.0	35	0
R. Jones	9	3	53	5.9	17	0
J. Graham	3	6	7	2.3	7	0
Dumas	1	0	1	1.0	1	0
D. Jenkins	1	0	0	0.0	0	0
Chargers	44	17	272	6.2	35	0
Opponents	51	10	722	14.2	64t	1

Kickoff Returns	Ret.	Yds.	Avg.	Long	TD
R. Jenkins	67	1531	22.9	93t	1
Bynum	13	242	18.6	39	0
D. Graham	1	40	0.0	0	0
Jacox	1	8	8.0	8	0
R. Jones	1	11	11.0	11	0
Chargers	83	1792	21.6	93t	1
Opponents	61	1471	24.1	98t	1

Field Goals	1-19	20-29	30-39	40-49	50+
Carney	1/1	3/3	5/7	7/10	2/4
Chargers	1/1	3/3	5/7	7/10	2/4
Opponents	1/1	13/13	10/11	4/7	2/2

Carney ( ) (42G,49G) (54G,51N) (41G,28G,24G,45G) (37G,49N) (34N) (36G) (40B) (51N,19G,41G,28G) (43N) (41G,31G,33G) (52G) (34G) (47G) (37B) ( )

Defensive Tackles (solo-ast-total-pd-fr-ft-r): Harrison 101-26-127-17-1-0, Seau 103-19-122-11-0-0, Dumas 64-11-75-6-0-0, Ruff 54-14-65-5-0-1, Parrella 54-11-65-6-1-0, Dixon 53-9-62-6-0-1, D. Jenkins 50-5-55-5-0-0, Williams 46-7-53-1-0, Beckett 28-11-39-2-0-0, Brown 28-7-35-10-0-0, Mickell 34-1-35-1-2-0, Lewis 28-2-30-4-1-1, Fontenot 21-4-25-11-0-0, Dingle 15-1-16-2-0-0, Darden 13-2-15-0-0-0, Mohring 9-2-11-0-0-0, Jackson 9-0-9-0-0-0, Turner 8-0-8-1-0-0, Tovar 5-2-7-0-0-0, Smith 5-1-6-1-0-0, Rusk 5-0-5-0-0-0, Denton 3-0-3-1-0-0, Hatcher 3-0-3-0-0-0, Taylor 3-0-3-0-0-0, Carson 2-0-2-0-0-0, Simpson 2-0-2-0-1-1, Harvey 1-0-1-0-0-0, Humphrey 1-0-1-0-0-0

Passing	Att.	Comp.	Yds.	Comp.%	Yds./Att.	TD	TD%	Int.	Int.%	Long	Sack/Lost	Rating
Leaf	322	161	1883	50.0%	5.85	11	3.4%	18	5.6%	83t	31/155	56.2
Harbaugh	202	123	1416	60.9%	7.01	8	4.0%	10	5.0%	62t	14/96	74.6
Moreno	53	27	241	50.9%	4.55	0	0.0%	2	3.8%	26	8/51	47.8
Chancey	1	0	0	0.0%	0.00	0	0.0%	0	0.0%	0	0/0	39.6
Chargers	578	311	3540	53.8%	6.12	19	3.3%	30	5.2%	83t	53/302	61.8
Opponents	552	326	3786	59.1%	6.86	33	6.0%	16	2.9%	68t	39/249	87.7

# 1999 FINAL STATISTICS

## (8-8 Overall) Third AFC West - Mike Riley

Home (4-4); Away (4-4)

Date	W/L	Score	Opponent	Att.
09/19	W	34-7	at Cincinnati	47,660
09/26	L	19-27	Indianapolis †	56,942
10/03	W	21-14	Kansas City †	58,099
10/10	W	20-10	at Detroit	61,481
10/17	W	13-10	Seattle †	59,432
10/24	L	3-31	Green Bay †	68,274
10/31	L	0-34	at Kansas City	78,473
11/07	L	17-33	Denver †	61,204
11/14	L	9-28	at Oakland	43,353
11/21	L	20-23 OT	Chicago †	56,055
11/28	L	27-35	at Minnesota	64,232
12/05	W	23-10	Cleveland †	53,147
12/12	W	19-16	at Seattle	66,318
12/19	L	9-12	at Miami	73,765
12/26	W	23-20	Oakland †	63,846
01/02	W	12-6	at Denver	69,278

Team Statistics	Chargers	Opponents
TOTAL FIRST DOWNS	262	279
Rushing	69	77
Passing	171	181
Penalty	22	21
Third Down: Made/Att.	89/242	84/229
Third Down Pct.	.368	.367
Fourth Down: Made/Att.	6/14	6/15
Fourth Down Pct.	.429	.400
TOTAL NET YARDS	4589	4905
Avg. Per Game	286.8	306.6
Total Plays	1039	1022
Avg. Per Play	4.4	4.8
NET YARDS RUSHING	1246	1321
Avg. Per Game	77.9	82.6
Total Rushes	410	432
NET YARDS PASSING	3343	3584
Avg. Per Game	208.9	224.0
Sacked/Yards Lost	46/284	41/263
Gross Yards	3627	3847
Attempts/Completions	583/332	549/315
Completion Pct.	.569	.574
Had Intercepted	24	15
PUNTS/AVERAGE	89/43.9	85/40.5
NET PUNTING AVG.	38.7	35.2
PENALTIES/YARDS	104/6823	117/909
FUMBLES/BALL LOST	29/11	30/12
TOUCHDOWNS	25	34
Rushing	10	8
Passing	12	24
Returns	3	2
TIME OF POSSESSION	30:00	30:00

Score by Quarters	Q1	Q2	Q3	Q4	OT	PTS.
Chargers	40	112	46	71	0	269
Opponents	91	80	93	49	3	316

Scoring	TD	RU	PA	RT	PAT	FG	S	PTS.
Carney	0	0	0	0	0/0	31/36	0	115
Means	5	4	1	0	0/0	0/0	0	30
Stephens	4	3	1	0	0/0	0/0	0	24
Bynum	3	1	2	0	0/0	0/0	0	18
Fazande	2	2	0	0	0/0	0/0	0	12
J. Graham	2	0	2	0	0/0	0/0	0	12
F. Jones	2	0	2	0	0/0	0/0	0	12
Lewis	2	0	0	2	0/0	0/0	0	12
Davis	1	0	1	0	0/0	0/0	0	6
Dixon	1	0	0	1	0/0	0/0	0	6
C. Jones	1	0	1	0	0/0	0/0	0	6
McCrary	1	0	1	0	0/0	0/0	0	6
Penn	1	0	1	0	0/0	0/0	0	6
Ricks	0	0	0	0	0/0	0/0	0	2
Chargers	25	10	12	23	22/33	31/36	1	269
Opponents	34	8	24	34	34/34	26/38	0	316

2-Pt. Conversions: Ricks, Chargers 1-2, Opponents 0-0

Sacks: Johnson 10.5, Parrella 5.5, Fontenot 5.0, Dixon 4.0, Hand 4.0, Seau 3.5, Dumas 2.0, Mohring 2.0, Bush 1.0, Harrison 1.0, Simien 1.0, Williams 1.0, Harden 0.5, Chargers 4.0, Opponents 46.0

Special Teams Tackles (solo-att-total): McCrary 15-0-15, Rusk 13-0-13, Ruff 11-1-12, Hamilton 8-2-10, Turner 9-0-9, Davis 6-3-9, Bynum 7-0-7, Reeves 5-1-6, Dixon 4-0-4, Stephens 4-0-4, Shaw 3-1-4, Perry 3-0-3, Binn 2-0-2, Carney 2-0-2, Fletcher 2-0-2, Heiden 2-0-2, Reed 2-0-2, Jackson 1-1-2, Bennett 1-0-1, Brown 1-0-1, Harrison 1-0-1, Penn 1-0-1, Simien 1-0-1, Spencer 1-0-1

Passing	Att.	Comp.	Yds.	Comp. %	Yds./Att.	TD	TD%	Int.	Int. %	Long	Sack/Lost	Rating
Harbaugh	434	249	2761	57.4%	6.36	10	2.3%	14	3.2%	80t	37/208	70.6
Kramer	141	78	788	55.3%	5.59	2	1.4%	10	7.1%	41	7/62	46.6
Moreno	7	5	78	71.4%	11.14	0	0.0%	0	0.0%	45	1/3	108.0
Ricks	1	0	0	0.0%	0.00	0	0.0%	0	0.0%	0	0/0	39.6
Reed	0	0	0	0.0%	0.00	0	0.0%	0	0.0%	0	1/1	0.0
Chargers	583	332	3627	56.9%	6.22	12	2.1%	24	4.1%	80t	46/284	65.2
Opponents	549	315	3847	57.4%	7.01	24	4.4%	15	2.7%	81t	41/263	82.3

Rushing	No.	Yds.	Avg.	Long	TD
Fazande	91	365	4.0	54	2
Bynum	92	287	3.1	25	1
Means	112	277	2.5	15	4
Fletcher	48	126	2.6	16	0
Harbaugh	34	126	3.7	16	0
Stephens	24	61	2.5	9	3
Ricks	2	11	5.5	7	0
Kramer	5	1	0.2	3	0
Bennett	1	0	0.0	0	0
C. Jones	1	-8	-8.0	-8	0
Chargers	410	1246	3.0	54	10
Opponents	432	1321	3.1	26	8

Receiving	No.	Yds.	Avg.	Long	TD
J. Graham	57	968	17.0	54	2
F. Jones	56	670	12.0	36	2
Fletcher	45	360	8.0	25	0
Ricks	40	429	10.7	50	0
McCrary	37	201	5.4	38	1
Stephens	18	133	7.4	22	1
Penn	17	257	15.1	43	1
Bynum	16	209	13.1	80t	2
Davis	12	137	11.4	46	1
C. Jones	10	90	9.0	44t	1
Means	9	51	5.7	12t	1
Still	8	96	12.0	28	0
Pupunu	4	17	4.3	11	0
Seau	2	8	4.0	6	0
Reed	1	1	1.0	1	0
Chargers	332	3627	10.9	80t	12
Opponents	315	3847	12.2	81t	24

Interceptions	No.	Yds.	Avg.	Long	TD
Lewis	4	9	2.3	5	0
Spencer	4	1	0.3	1	0
Dumas	2	92	46.0	68	0
Dimry	2	1	0.5	1	0
Seau	1	16	16.0	16	0
Simien	1	4	4.0	4	0
Harrison	1	0	0.0	0	0
Chargers	15	123	8.2	68	0
Opponents	24	196	8.2	38	1

Punting	No.	Yds.	Avg.	Net	TB	I-20	Lg.	B
Bennett	89	3910	43.9	38.7	6	32	60	0
Chargers	89	3910	43.9	38.7	6	32	60	0
Opponents	85	3439	40.5	35.2	8	22	64	2

Punt Returns	Ret.	FC	Yds.	Avg.	Lg.	TD
Penn	21	19	148	7.0	18	0
C. Jones	9	6	93	10.3	33	0
Reed	3	0	49	16.3	21	0
Turner	1	0	0	0.0	0	0
Chargers	34	25	290	8.5	33	0
Opponents	41	21	343	8.4	28	0

Kickoff Returns	Ret.	Yds.	Avg.	Long	TD
Bynum	37	781	21.1	37	0
Stephens	18	335	18.6	22	0
Fletcher	7	112	16.0	22	0
Reed	5	72	14.4	21	0
McCrary	1	4	4.0	4	0
Still	1	0	0.0	0	0
Chargers	69	1312	19.0	37	0
Opponents	67	1550	23.1	49	0

Field Goals	1-19	20-29	30-39	40-49	50+
Carney	2/2	13/13	6/8	9/12	1/1
Chargers	2/2	13/13	6/8	9/12	1/1
Opponents	0/0	7/7	9/13	7/12	3/6

Carney (27G,23G,21G,42G) (50G) 0 (33G,24G,47N) (42N,28G,41G) (28G) (1) (46G) (39G) (28G,38B,28G) (40G,40G) (44G,19G,30G) (33G,42G,28G,41G) (23G,22G,31G,36N) (48G,19G,37G) (25G,26G,46N)

Defensive Tackles (solo-att-total-pd-ff-fr): Seau 75-24-99-9-1-1, Dumas 60-21-81-7-0-0, Hand 41-14-55-3-0-0, Parrella 44-9-53-0-3-0, Jackson 42-9-51-0-1, Spencer 40-8-48-16-0-0, Bush 40-4-44-2-0-0, Lewis 36-5-41-12-0-2, Johnson 33-8-41-0-5-1, Harrison 30-11-41-8-1-0, Hill 26-13-39-0-1-0, Fontenot 26-8-34-0-0-1, Dimry 32-1-33-7-0-0, Dixon 25-8-33-3-1-1, Brown 29-2-31-2-1-0, Perry 21-5-26-0-0-1, Williams 22-4-26-2-0-0, Shaw 21-3-24-3-0-0, Mohring 13-1-14-0-0-0, Simien 7-1-8-1-0-0, Turner 6-2-8-0-0-0, Hamilton 5-8-8-1-0-0, Ruff 5-2-7-1-0-0, Mims 5-1-6-0-0-0, Rusk 4-1-5-1-0-0, Harden 0-1-1-0-0-0

# 1998 FINAL STATISTICS

(5-11 Overall) Fifth AFC West - Kevin Gilbride (2-4); June Jones (3-7)  
Home (4-4); Away (1-7)

Date	W/L	Score	Opponent	Att.
09/06	W	16-14	Buffalo †	64,037
09/13	W	13-7	at Tennessee	41,089
09/20	L	7-23	at Kansas City	73,730
09/27	L	16-34	New York Giants	55,672
10/04	L	12-17	at Indianapolis	51,988
10/11	L	6-7	at Oakland	42,467
10/18	W	13-10	Philadelphia †	56,967
10/25	L	20-27	Seattle †	58,512
11/08	L	10-27	at Denver	74,925
11/15	W	14-13	Baltimore †	54,388
11/22	W	38-37	Kansas City †	59,894
11/29	L	16-31	Denver †	66,532
12/06	L	20-24	at Washington	65,713
12/13	L	17-38	at Seattle	62,690
12/20	L	10-17	Oakland †	60,716
12/27	L	13-16	at Arizona	71,670

Team Statistics	Chargers	Opponents
TOTAL FIRST DOWNS	272	256
Rushing	95	72
Passing	146	149
Penalty	31	35
Third Down: Made/Att.	78/237	68/227
Third Down Pct.	.329	.300
Fourth Down: Made/Att.	8/17	6/13
Fourth Down Pct.	.471	.462
TOTAL NET YARDS	4592	4208
Avg. Per Game	287.0	263.0
Total Plays	1063	991
Avg. Per Play	4.3	4.2
NET YARDS RUSHING	1728	1140
Avg. Per Game	108.0	71.3
Total Rushes	460	422
NET YARDS PASSING	2864	3068
Avg. Per Game	179.0	191.8
Sacked/Yards Lost	37/251	39/246
Gross Yards	3115	3314
Attempts/Completions	566/261	530/271
Completion Pct.	.461	.511
Had Intercepted	34	20
PUNTS/AVERAGE	95/43.9	103/44.1
NET PUNTING AVG.	36.8	36.0
PENALTIES/YARDS	137/1229	120/1005
FUMBLES/BALL LOST	33/17	21/8
TOUCHDOWNS	23	37
Rushing	11	12
Passing	11	21
Returns	1	5
TIME OF POSSESSION	31:17	28:44

Score by Quarters	Q1	Q2	Q3	Q4	OT	PTS.
Chargers	39	66	58	78	0	241
Opponents	94	101	71	76	0	342

Scoring	TD	RU	PA	RT	PAT	FG	S	PTS.
Carney	0	0	0	0	19/19	26/30	0	97
Fletcher	5	5	0	0	0/0	0/0	0	30
Means	5	5	0	0	0/0	0/0	0	30
F. Jones	3	0	3	0	0/0	0/0	0	20
C. Jones	3	0	3	0	0/0	0/0	0	18
Ricks	2	0	2	0	0/0	0/0	0	12
Still	2	0	2	0	0/0	0/0	0	12
Stephens	1	1	0	0	0/0	0/0	0	6
Thelwell	1	0	1	0	0/0	0/0	0	6
J. Williams	1	0	0	1	0/0	0/0	0	6
Whelihan	0	0	0	0	0/0	0/0	0	2
<b>Chargers</b>	<b>23</b>	<b>11</b>	<b>11</b>	<b>1</b>	<b>19/19</b>	<b>26/30</b>	<b>1</b>	<b>241</b>
Opponents	38	12	21	5	37/37	25/34	0	342

**2-Pt. Conversions:** F. Jones, Whelihan, **Chargers 2-4**, Opponents 1-1

**Sacks:** Hand 6.0, Johnson 5.5, Harrison 4.0, Coleman 3.5, Seau 3.5, Fuller 3.0, Dixon 2.5, Mims 2.0, Parrella 1.5, Bush 1.0, Dumas 1.0, Mohring 1.0, Tovar 1.0, Turner 1.0, Gouvela 0.5, **Chargers 39.0**, Opponents 37.0

**Special Teams Tackles (solo-ast-total):** Tovar 10-1-11, Turner 10-0-10, Dixon 7-0-7, Hamilton 7-0-7, Spencer 7-0-7, Burgess 5-2-7, Fletcher 6-0-6, Lee 5-1-6, Shaw 5-0-5, Stephens 5-0-5, Dodge 4-1-5, Bennett 4-0-4, Clark 4-0-4, G. Williams 4-0-4, Binn 3-0-3, Harrison 2-1-3, Mohring 2-1-3, Jackson 2-0-2, Rachal 2-0-2, Bynum 1-0-1, Carney 1-0-1, Davis 1-0-1, Gaiter 1-0-1, Haskins 1-0-1, Mohring 1-0-1

Rushing	No.	Yds.	Avg.	Long	TD
Means	212	883	4.2	72t	5
Fletcher	153	543	3.5	21	5
Stephens	35	122	3.5	12	1
Leaf	27	80	3.0	20	0
C. Jones	4	39	9.8	14	0
Whelihan	18	38	2.1	13	0
Bynum	11	23	2.1	14	0
<b>Chargers</b>	<b>460</b>	<b>1728</b>	<b>3.8</b>	<b>72t</b>	<b>11</b>
Opponents	422	1140	2.7	25	12

Receiving	No.	Yds.	Avg.	Long	TD
F. Jones	57	602	10.6	26	3
C. Jones	49	699	14.1	56	3
Still	43	605	14.1	67	2
Ricks	30	450	15.0	39t	2
Fletcher	30	188	6.3	22	0
Thelwell	16	268	16.8	55	1
Means	16	91	5.7	22	0
Slaughter	8	93	11.6	31	0
Bynum	4	27	6.8	12	0
W. Davis	4	23	5.8	8	0
Burke	3	32	10.7	17	0
Hartley	2	28	14.0	17	0
Stephens	2	9	4.5	5	0
<b>Chargers</b>	<b>261</b>	<b>3115</b>	<b>11.9</b>	<b>67</b>	<b>11</b>
Opponents	271	3314	12.2	81t	21

Interceptions	No.	Yds.	Avg.	Long	TD
G. Jackson	6	50	8.3	25	0
Harrison	3	42	14.0	21	0
Dimry	3	38	12.7	30	0
Hand	2	47	23.5	30	0
Shaw	2	0	0.0	0	0
J. Williams	1	14	14.0	14t	1
Harper	1	12	12.0	12	0
Spencer	1	0	0.0	0	0
Turner	1	0	0.0	0	0
<b>Chargers</b>	<b>20</b>	<b>203</b>	<b>10.2</b>	<b>30</b>	<b>1</b>
Opponents	34	512	15.1	43t	2

Punting	No.	Yds.	Avg.	Net	TB	I-20	Lg.	B
Bennett	95	4174	43.9	36.8	8	27	65	0
<b>Chargers</b>	<b>95</b>	<b>4174</b>	<b>43.9</b>	<b>36.8</b>	<b>8</b>	<b>27</b>	<b>65</b>	<b>0</b>
Opponents	103	4546	44.1	36.0	15	24	63	0

Punt Returns	Ret.	FC	Yds.	Avg.	Lg.	TD
Rachal	32	8	387	12.1	56	0
Gaiter	13	6	155	11.9	49	0
<b>Chargers</b>	<b>45</b>	<b>14</b>	<b>542</b>	<b>12.0</b>	<b>56</b>	<b>0</b>
Opponents	49	18	515	10.5	74t	1

Kickoff Returns	Ret.	Yds.	Avg.	Long	TD
Bynum	19	345	18.2	30	0
Gaiter	16	295	18.4	33	0
Stephens	16	349	21.8	36	0
Rachal	11	192	17.5	25	0
Fletcher	3	71	23.7	36	0
C. Jones	2	25	12.5	17	0
Burke	1	5	5.0	5	0
Hartley	1	11	11.0	11	0
Jacox	1	0	0.0	0	0
<b>Chargers</b>	<b>70</b>	<b>1293</b>	<b>18.5</b>	<b>36</b>	<b>0</b>
Opponents	54	1484	27.5	101t	1

Field Goals	1-19	20-29	30-39	40-49	50+
Carney	0/0	11/12	5/5	8/10	2/3
<b>Chargers</b>	<b>0/0</b>	<b>11/12</b>	<b>5/5</b>	<b>8/10</b>	<b>2/3</b>
Opponents	1/1	5/6	10/12	6/11	3/4

**Defensive Tackles (solo-ast-total-pd-ff-r):** Seau 92-23-115-7-1-2, Harrison 89-25-114-10-1-0, Dimry 59-4-63-20-0-0, Jackson 50-9-59-9-0-0, Coleman 46-5-51-0-0-2, Hand 42-7-49-8-1-0, Gouvela 32-12-44-2-0-0, Shaw 35-5-40-10-0-0, Parrella 30-7-37-3-0-1, Dixon 26-9-34-1-0-0, Spencer 29-0-29-9-0-0, Tovar 22-6-28-0-0-0, Johnson 21-6-27-1-1-0, Fuller 18-4-22-4-0-0, Bush 12-18-2-1-0, Dumas 8-3-11-1-0-0, G. Williams 7-1-8-0-0-1, Harper 5-3-8-2-0-0, Turner 7-0-1-1-0-0, Mims 3-3-6-1-0-0, J. Williams 5-1-6-1-0-0, Mohring 2-1-3-0-0-0, Burgess 1-2-1-0-0-0, Clark 1-0-1-0-0-0, Hamilton 1-1-0-1-0-0-0, Stephens 1-0-1-0-0-0

Passing	Att.	Comp.	Yds.	Comp.%	Yds./Att.	TD	TD%	Int.	Int.%	Long	Sack/Lost	Rating
Whelihan	320	149	1803	46.6%	5.63	8	2.5%	19	5.9%	55	15/11	48.0
Leaf	245	111	1289	45.3%	5.26	2	0.8%	15	6.1%	67	22/140	39.0
Fletcher	1	1	23	100.0%	23.00	1	100.0%	0	0.0%	23t	0/0	158.3
<b>Chargers</b>	<b>566</b>	<b>261</b>	<b>3115</b>	<b>46.1%</b>	<b>5.50</b>	<b>11</b>	<b>1.9%</b>	<b>34</b>	<b>6.0%</b>	<b>67</b>	<b>37/251</b>	<b>44.9</b>
Opponents	530	271	3314	51.1%	6.25	21	4.0%	20	3.8%	81t	39/246	68.2





# 1996 FINAL STATISTICS

(8-8 Overall) Third AFC West - Bobby Ross  
Home (5-3); Away (3-5)

Date	W/L	Score	Opponent	Att.
09/01	W	29-7	Seattle †	58,780
09/08	W	27-14	Cincinnati †	55,880
09/15	L	10-42	at Green Bay	60,584
09/22	W	40-34	at Oakland	49,097
09/29	W	22-19	Kansas City †	59,384
10/06	L	17-28	at Denver	75,058
10/21	L	14-23	Oakland †	62,350
10/27	L	13-32	at Seattle	38,143
11/03	W	26-19	at Indianapolis	58,484
11/11	W	27-21	Detroit †	60,425
11/17	L	17-25	Tampa Bay †	57,526
11/24	W	28-14	at Kansas City †	69,472
12/01	L	7-45	New England †	59,209
12/08	L	3-16	at Pittsburgh	56,368
12/14	L	14-27	at Chicago	49,763
12/22	W	16-10	Denver †	46,801

Team Statistics	Chargers	Opponents
TOTAL FIRST DOWNS	272	321
Rushing	80	92
Passing	168	199
Penalty	24	30
Third Down: Made/Att.	78/230	102/243
Third Down Pct.	.339	.42
Fourth Down: Made/Att.	9/16	9/19
Fourth Down Pct.	.563	.474
TOTAL NET YARDS	4670	5421
Avg. Per Game	291.9	338.8
Total Plays	1022	1100
Avg. Per Play	4.6	4.9
NET YARDS RUSHING	1312	1755
Avg. Per Game	82.0	109.7
Total Rushes	412	431
NET YARDS PASSING	3358	3666
Avg. Per Game	209.9	229.1
Sacked/Yards Lost	33/296	33/201
Gross Yards	3654	3867
Attempts/Completions	577/314	636/369
Completion Pct.	.544	.580
Had Intercepted	21	22
PUNTS/AVERAGE	87/45.6	71/44.3
NET PUNTING AVG.	37.2	34.2
PENALTIES/YARDS	110/969	115/991
FUMBLES/BALL LOST	30/11	29/14
TOUCHDOWNS	32	43
Rushing	7	10
Passing	23	28
Returns	2	5
TIME OF POSSESSION	27:35	32:25

Score by Quarters	Q1	Q2	Q3	Q4	OT	PTS.
Chargers	11	79	45	73	0	310
Opponents	71	125	71	109	0	376

Scoring	TD	RU	PA	RT	PAT	FG	S	PTS.
Carney	0	0	0	31/31	29/36	0	118	0
Martin	14	0	14	0/0	0/0	0	84	0
Russell	7	7	0	0/0	0/0	0	42	0
Jones	4	0	4	0/0	0/0	0	24	0
A. Coleman	2	0	2	0/0	0/0	0	12	0
Fletcher	2	0	2	0/0	0/0	0	12	0
Clark	1	0	1	0/0	0/0	0	6	0
Da. Gordon	1	0	1	0/0	0/0	0	6	0
Pupunu	1	0	1	0/0	0/0	0	6	0
Chargers	32	7	23	2	31/31	29/36	0	310
Opponents	43	10	28	5	40/40	26/33	0	376

2-Pt. Conversions: Chargers 0-1, Opponents 0-3

Sacks: Seu 7.0, Mims 6.0, M. Coleman 4.0, R. Davis 3.0, Johnson 3.0, Da. Gordon 2.0, Parrella 2.0, Bush 1.0, Edwards 1.0, Gouveia 1.0, Harrison 1.0, Lee 1.0, Chargers 33.0, Opponents 33.0

Special Teams Tackles (solo-ast-total): Montreuil 14-2-16, Castle 9-2-11, Fletcher 8-2-10, Hendrix 8-1-9, Clark 7-2-9, Da. Gordon 9-0-8, Sapp 7-1-8, Bush 7-0-7, Young 6-1-7, Dw. Gordon 4-2-6, Ale 4-0-4, Ross 4-0-4, Shaw 4-0-4, Carney 2-0-2, Cummings 2-0-2, Roche 1-1-2, Bennett 1-0-1, Bradley 1-0-1, Coleman 1-0-1, Edwards 1-0-1, May 1-0-1, Harrison 0-1-1

Rushing	No.	Yds.	Avg.	Long	TD
Russell	219	713	3.3	21	7
Fletcher	77	282	3.7	19	0
Hayden	55	166	3.0	13	0
Bradley	32	109	3.4	17	0
Humphries	21	28	1.3	7	0
Salisbury	6	14	2.3	11	0
A. Coleman	2	0	0.0	0	0
Chargers	412	1312	3.2	21	7
Opponents	431	1755	4.1	77	10

Receiving	No.	Yds.	Avg.	Long	TD
Martin	85	1171	13.8	55	14
Fletcher	61	476	7.8	41	2
Jones	41	524	12.8	63t	4
A. Coleman	36	486	13.5	50	2
Pupunu	24	271	11.3	41	1
May	19	188	9.9	39	0
Russell	13	180	13.8	35	0
Roche	13	111	8.5	19	0
Mitchell	10	57	5.7	25	0
Still	6	142	23.7	56	0
Ellison	3	15	5.0	6	0
Bradley	1	20	20.0	20	0
Hayden	1	10	10.0	10	0
Reeves	1	3	3.0	3	0
Chargers	314	3654	11.6	63t	23
Opponents	369	3867	10.5	60	28

Interceptions	No.	Yds.	Avg.	Long	TD
Harrison	5	56	11.2	29	0
Shaw	3	78	26.0	36	0
Gouveia	3	41	13.7	21	0
Clark	2	83	41.5	83t	1
Da. Gordon	2	55	27.5	55	0
Seau	2	18	9.0	10	0
Ross	2	7	3.5	7	0
Harper	1	0	0.0	0	0
Lee	1	-1	-1.0	-1	0
G. Young	1	-1	-1.0	-1	0
Chargers	22	336	15.3	83t	1
Opponents	21	320	15.2	90t	2

Punting	No.	Yds.	Avg.	Net	TB	I-20	Lg.	B
Bennett	87	3967	45.6	37.2	6	23	66	0
Chargers	87	3967	45.6	37.2	6	23	66	0
Opponents	71	3145	44.3	34.2	8	23	63	0

Punt Returns	Ret.	FC	Yds.	Avg.	Lg.	TD
Da. Gordon	36	13	537	14.9	81t	1
Jones	1	1	21	21.0	21	0
Still	1	0	1	1.0	1	0
Chargers	38	14	559	14.7	81t	1
Opponents	51	15	612	12.0	82	1

Kickoff Returns	Ret.	Yds.	Avg.	Long	TD
A. Coleman	55	1210	22.3	57	0
Still	4	113	28.3	37	0
Edwards	1	0	0.0	0	0
Harrison	1	10	10.0	10	0
Pupunu	1	15	15.0	15	0
Russell	1	10	10.0	10	0
Chargers	63	1358	21.6	57	0
Opponents	59	1497	25.4	66	0

Field Goals	1-19	20-29	30-39	40-49	50+
Carney	0/0	11/13	8/8	7/12	3/3
Chargers	0/0	11/13	8/8	7/12	3/3
Opponents	1/1	7/8	9/10	8/11	1/1

Carney (35G,53G,22G,50G,31G) (47G,23G) (43G,46N) (28G,39G,47G) (33G,38G, 44G,39G,33G) (27G) (44N) (41G,43G) (28G,30G,47G,22G) (29G,20G,49N) (42G) (28B) ( ) (25G) (48N,26N) (50G,21G,22G)

Defensive Tackles (solo-ast-total-pd-ff-tr): Seu 110-28-138-7-1-3, Harrison 105-20-125-14-1-1, Shaw 72-13-85-15-0-0, Gouveia 65-14-79-7-1-0, Ross 68-10-78-7-2-1, Bush 48-16-64-1-0-2, Da. Gordon 41-6-47-7-0-0, Clark 38-5-43-6-0-2, Coleman 34-9-42-0-1-0, Parrella 30-7-37-1-0-0, Davis 24-6-30-2-0-1, Mims 19-9-28-0-2-2, Harper 17-2-19-3-0-0, Johnson 16-2-18-2-0-0, Lee 12-5-17-1-0-0, Young 7-5-12-2-0-0, Castle 7-4-11-2-0-0, Montreuil 6-0-6-0-0-0, Sapp 6-0-6-0-0-0, Dw. Gordon 5-1-6-0-0-0, Edwards 5-0-5-0-1-0, Hendrix 4-1-5-0-0-0

Passing	Att.	Comp.	Yds.	Comp.%	Yds./Att.	TD	TD%	Int.	Int.%	Long	Sack/Lost	Rating
Humphries	416	232	2670	55.8%	6.42	18	4.3%	13	3.1%	63t	20/187	76.7
Salisbury	161	82	984	50.9%	6.11	5	3.1%	8	5.0%	56	15/109	59.6
Chargers	577	314	3654	54.4%	6.33	23	4.0%	21	3.6%	63t	33/296	71.9
Opponents	636	369	3867	58.0%	6.08	28	4.4%	22	3.5%	60	33/201	76.0

# 1995 FINAL STATISTICS

(9-7 Overall) Second AFC West - Bobby Ross  
Home (5-3); Away (4-4); Postseason (0-1)

Date	W/L	Score	Opponent	Att.
09/03	L	7-17	at Oakland	50,323
09/10	W	14-10	Seattle †	54,420
09/17	W	27-21	at Philadelphia	63,081
09/24	W	17-6	Denver †	58,987
10/01	L	16-31	at Pittsburgh	57,012
10/09	L	23-29 OT	at Kansas City	79,288
10/15	L	9-23	Dallas †	62,664
10/22	W	35-25	at Seattle	45,821
11/05	L	14-24	Miami †	61,996
11/12	L	7-22	Kansas City †	59,285
11/19	L	27-30	at Denver †	74,681
11/27	W	12-6	Oakland †	60,607
12/03	W	31-13	Cleveland †	56,358
12/09	W	28-25	Arizona †	55,258
12/17	W	27-24	at Indianapolis	55,318
12/23	W	27-17	at New York Giants	50,243
<b>AFC Wild Card Playoffs</b>				
12/31	L	20-35	Indianapolis	61,182

Team Statistics	Chargers	Opponents
TOTAL FIRST DOWNS	314	313
Rushing	108	112
Passing	185	178
Penalty	21	23
Third Down: Made/Att.	95/222	90/214
Third Down Pct.	42.8	42.1
Fourth Down: Made/Att.	12/21	6/11
Fourth Down Pct.	57.1	54.5
TOTAL NET YARDS	5213	5074
Avg. Per Game	325.8	317.1
Total Plays	1051	1020
Avg. Per Play	5.0	5.0
NET YARDS RUSHING	1747	1691
Avg. Per Game	109.2	105.7
Total Rushes	479	441
NET YARDS PASSING	3466	3383
Avg. Per Game	216.6	211.4
Sacked/Yards Lost	32/240	36/222
Gross Yards	3706	3605
Attempts/Completions	540/318	543/321
Completion Pct.	.589	.591
Had Intercepted	18	17
PUNTS/AVERAGE	72/44.7	73/43.4
NET PUNTING AVG.	36.0	36.0
PENALTIES/YARDS	107/953	117/951
FUMBLES/BALL LOST	30/12	24/10
TOUCHDOWNS	37	35
Rushing	14	15
Passing	17	16
Returns	6	4
TIME OF POSSESSION	29:34	30:26

Score by Quarters	Q1	Q2	Q3	Q4	OT	PTS.
Chargers	49	102	69	101	0	321
Opponents	86	107	58	66	6	323

Scoring	TD	RU	PA	RT	PAT	FG	S	PTS.
Carney	0	0	0	0	32/33	21/26	0	95
Harmon	6	1	5	0	0/0	0/0	0	36
Martin	6	0	6	0	0/0	0/0	0	36
Means	5	0	0	0/0	0/0	0	0	30
Seay	3	0	3	0	0/0	0/0	0	20
Coleman	3	0	0	3	0/0	0/0	0	18
Culver	3	3	0	0	0/0	0/0	0	18
Hayden	3	3	0	0	0/0	0/0	0	18
Gayle	2	0	0	2	0/0	0/0	0	12
Jefferson	2	0	2	0	0/0	0/0	0	12
Fletcher	1	1	0	0	0/0	0/0	0	6
Humphries	1	1	0	0	0/0	0/0	0	6
Mitchell	1	0	1	0	0/0	0/0	0	6
Seau	1	0	0	1	0/0	0/0	0	6
R. Davis	0	0	0	0	0/0	0/0	1	2
<b>Chargers</b>	<b>37</b>	<b>14</b>	<b>17</b>	<b>6</b>	<b>32/33</b>	<b>21/26</b>	<b>1</b>	<b>321</b>
Opponents	35	15	16	4	28/29	27/32	0	323

2-Pt. Conversions: Chargers 1-4, Opponents 2-5

Sacks: O'Neal 12.5, Lee 8.0, R. Davis 3.5, R. Johnson 3.0, Mims 2.0, Parrella 2.0, Seau 2.0, Brandon 1.0, Dw. Gordon 1.0, G. Young 1.0, **Chargers 36.0**, Opponents 32.0

Passing	Att.	Comp.	Yds.	Comp.%	Yds./Att.	TD	TD%	Int.	Int.%	Long	Sack/Lost	Rating
Humphries	478	282	3381	59.0%	7.07	17	3.6%	14	2.9%	51t	23/197	80.4
Gilbert	61	36	325	59.0%	5.33	0	0.0%	4	6.6%	41	9/43	46.1
Martin	1	0	0	0.0%	0.00	0	0.0%	0	0.0%	0	0/0	39.6
<b>Chargers</b>	<b>540</b>	<b>318</b>	<b>3706</b>	<b>58.9%</b>	<b>6.86</b>	<b>17</b>	<b>3.1%</b>	<b>18</b>	<b>3.3%</b>	<b>51t</b>	<b>32/240</b>	<b>76.4</b>
Opponents	543	321	3605	59.1%	6.64	16	2.9%	17	3.1%	50	36/222	75.8

Rushing	No.	Yds.	Avg.	Long	TD
Means	186	730	3.9	36	5
Hayden	128	470	3.7	20	3
Harmon	51	187	3.7	48t	1
Culver	47	155	3.3	17	3
Fletcher	26	140	5.4	46	1
Humphries	33	53	1.6	18	1
Gilbert	6	11	1.8	8	0
Jefferson	2	1	0.5	11	0
<b>Chargers</b>	<b>479</b>	<b>1747</b>	<b>3.6</b>	<b>48t</b>	<b>14</b>
Opponents	441	1691	3.8	60	15

Receiving	No.	Yds.	Avg.	Long	TD
Martin	90	1224	13.6	51t	6
Harmon	62	662	10.7	44	5
Jefferson	48	621	12.9	45	2
Seay	45	537	11.9	38t	3
Pupunu	35	315	9.0	26	0
D. Young	9	90	10.0	22	0
Means	7	46	6.6	14	0
Hayden	5	53	10.6	16	0
Culver	5	21	4.2	12	0
Coleman	3	67	22.3	41	0
Mitchell	3	31	10.3	24	1
Fletcher	3	26	8.7	15	0
Ellison	1	6	6.0	6	0
Humphries	1	-4	-4.0	-4	0
<b>Chargers</b>	<b>318</b>	<b>3706</b>	<b>11.7</b>	<b>51t</b>	<b>17</b>
Opponents	321	3605	11.2	50	16

Interceptions	No.	Yds.	Avg.	Long	TD
Harrison	5	22	4.4	17	0
Harper	4	12	3.0	15	0
Gayle	2	99	49.5	99t	1
Clark	2	14	7.0	13	0
Seau	2	5	2.5	3	0
Shaw	1	31	31.0	31	0
Bush	1	0	0.0	0	0
Orlando	0	37	37.0	37	0
<b>Chargers</b>	<b>17</b>	<b>220</b>	<b>12.9</b>	<b>99t</b>	<b>1</b>
Opponents	18	164	9.1	63t	3

Punting	No.	Yds.	Avg.	Net	TB	I-20	Lg.	B
Bennett	72	3221	44.7	36.6	8	28	66	0
<b>Chargers</b>	<b>72</b>	<b>3221</b>	<b>44.7</b>	<b>36.6</b>	<b>8</b>	<b>28</b>	<b>66</b>	<b>0</b>
Opponents	73	3168	43.4	36.0	10	24	63	0

Punt Returns	Ret.	FC	Yds.	Avg.	Lg.	TD
Coleman	28	14	326	11.6	88t	1
Fletcher	3	1	12	4.0	11	0
<b>Chargers</b>	<b>31</b>	<b>15</b>	<b>338</b>	<b>10.9</b>	<b>88t</b>	<b>1</b>
Opponents	35	13	429	12.3	86t	1

Kickoff Returns	Ret.	Yds.	Avg.	Long	TD
Coleman	62	1411	22.8	92t	2
Fletcher	4	65	16.3	30	0
Harmon	4	25	6.3	9	0
Engel	0	1	1.0	1	0
<b>Chargers</b>	<b>70</b>	<b>1502</b>	<b>21.5</b>	<b>92t</b>	<b>2</b>
Opponents	63	1496	23.7	86	0

Field Goals	1-19	20-29	30-39	40-49	50+
Carney	0/0	8/8	10/11	3/5	0/2
<b>Chargers</b>	<b>0/0</b>	<b>8/8</b>	<b>10/11</b>	<b>3/5</b>	<b>0/2</b>
Opponents	0/0	8/8	10/12	7/10	2/2

Carney (42N) ( ) (35G,21G) (45G) (28G) (28G,36G,29G) ( ) (25G) (33G,39G) (45N) (29G,32G) (39G,24G,51N,28G,38G) (31G) ( ) (51N,39N,33G,43G) (30G,45G)

**Defensive Tackles (solo-ast-total-pd-ff-fr)**: Seau 111-18-129-8-3-1, Orlando 72-15-87-6-1-0, Gayle 73-12-85-4-0-1, Harper 61-15-76-14-0-1, Gibson 55-14-69-0-0-0, Bush 46-10-56-1-2-1, Shaw 51-5-56-9-0-0, Davis 38-10-48-0-0-0, O'Neal 36-10-46-5-4-0, Lee 31-11-42-2-0-1, Mims 28-4-32-2-1-1, Clark 27-4-31-9-1-0, Young 23-3-26-0-0-0, Harrison 21-3-24-5-0-0, Gordon 18-2-20-0-0-0, Johnson 14-1-15-1-0-0, Parrella 9-3-12-1-0-0, Brandon 5-1-6-1-0-0, Barrie 2-0-2-0-0-0, Castle 2-0-2-0-0-0-0, Montreuil 0-0-0-0-0-0

**Special Teams Tackles (solo-ast-total)**: Orlando 15-1-6, Fletcher 11-0-11, Young 11-0-11, Montreuil 10-1-11, Harrison 8-1-9, Gordon 7-0-7, Castle 6-0-6, Hendrix 4-0-6, Culver 5-0-5, Gibson 4-0-4, Shaw 4-0-4, Clark 2-2-4, Brandon 3-0-3, Binn 1-1-2, Bennett 1-0-1, Bush 1-0-1, Carney 1-0-1, May 1-0-1

# 1994 FINAL STATISTICS

(11-5 Overall) First AFC West - Bobby Ross  
Home (5-3); Away (6-2); Postseason (2-1)

Date	W/L	Score	Opponent	Att.
09/04	W	37-34	at Denver	74,032
09/11	W	27-10	Cincinnati	53,217
09/18	W	24-10	at Seattle	65,536
09/25	W	26-24	at L.A. Raiders	55,385
10/09	W	20-6	Kansas City †	62,923
10/16	W	36-22	at New Orleans	50,565
10/23	L	15-20	Denver †	61,626
10/30	W	35-15	Seattle	59,001
11/06	L	9-10	at Atlanta	76,997
11/13	W	14-13	at Kansas City	59,690
11/20	L	17-23	at New England	59,579
11/27	W	31-17	L.A. Rams †	63,012
12/05	L	17-24	L.A. Raiders †	62,105
12/11	L	15-38	San Francisco †	48,213
12/18	W	21-6	at New York Jets	58,379
12/24	W	37-34	Pittsburgh †	

## AFC Divisional Playoffs

01/08	W	22-21	Miami	63,381
-------	---	-------	-------	--------

## AFC Championship Game

01/15	W	17-13	at Pittsburgh	61,545
-------	---	-------	---------------	--------

## Super Bowl XXIX (Miami, Fla.)

01/29	L	26-49	San Francisco	74,107
-------	---	-------	---------------	--------

## Team Statistics

### TOTAL FIRST DOWNS

	Chargers	Opponents
Rushing	311	308
Passing	102	89
Penalty	181	191
	28	28
Third Down: Made/Att.	88/223	77/210
Third Down Pct.	.395	.367
Fourth Down: Made/Att.	10/17	13/25
Fourth Down Pct.	.588	.520

### TOTAL NET YARDS

	Chargers	Opponents
Avg. Per Game	5220	5062
Total Plays	326.3	316.4
Total Plays	1033	1005
Avg. Per Play	5.1	5.0

### NET YARDS RUSHING

	Chargers	Opponents
Avg. Per Game	1852	1404
Total Rushes	115.8	87.8
	482	385

### NET YARDS PASSING

	Chargers	Opponents
Avg. Per Game	3368	3658
Sacked/Yards Lost	210.5	228.6
Gross Yards	29/251	43/253
Attempts/Completions	3619	3911
Completion Pct.	522/305	577/363
Had Intercepted	.584	.629
	14	17

### PUNTS/AVERAGE

	Chargers	Opponents
NET PUNTING AVG.	72/41.0	76/43.3
PENALTIES/YARDS	35.0	36.0
FUMBLES/BALL LOST	96/87.5	109/98.9
TOUCHDOWNS	19/15	29/15
	40	34
Rushing	13	11
Passing	20	20
Returns	7	3

### TIME OF POSSESSION

	Chargers	Opponents
Score by Quarters	30:19	29:41

## Score by Quarters

	Q1	Q2	Q3	Q4	OT	PTS.
Chargers	52	134	95	100	0	381
Opponents	51	104	46	105	0	306

## Scoring

	TD	RU	PA	RT	PAT	FG	S	PTS.
Carney	0	0	0	0	33/33	34/38	0	135
Means	12	12	0	0	0/0	0/0	0	72
Martin	7	0	7	0	0/0	0/0	0	42
Seay	6	0	6	0	0/0	0/0	0	36
Harmon	2	1	1	0	0/0	0/0	0	18
Jefferson	3	0	3	0	0/0	0/0	0	18
Coleman	2	0	0	2	0/0	0/0	0	12
Gordon	2	0	0	2	0/0	0/0	0	12
Pupunu	2	0	2	0	0/0	0/0	0	12
Richard	2	0	0	2	0/0	0/0	0	12
Vanhorse	1	0	0	1	0/0	0/0	0	6
D. Young	1	0	1	0	0/0	0/0	0	6
Chargers	40	13	20	7	33/33	34/38	0	381
Opponents	34	11	20	3	30/30	22/27	0	306

2-Pt. Conversions: Chargers 3-7, Opponents 3-4

Sacks: O'Neal 12.5, Mims 11.0, Lee 6.5, Seau 5.5, White 2.0, Johnson 1.5, Parrela 1.0, L. Young 1.0, R. Davis 0.5, L. Miller 0.5, **Chargers 43.0**, Opponents 29.0

## Passing

	Att.	Comp.	Yds.	Comp.%	Yds./Att.	TD	TD%	Int.	Int.%	Long	Sack/Lost	Rating
Humphries	453	264	3209	58.3%	7.08	17	3.8%	12	2.6%	99t	25/223	81.6
Gilbert	67	41	410	61.2%	6.12	3	4.5%	1	1.5%	26	4/28	87.3
Martin	1	0	0.0%	0.00	0.00	1	100.0%	0	0.0%	0	0/0	0.0
Means	1	0	0.0%	0.00	0.00	0	0.0%	0	0.0%	0	0/0	39.6
Chargers	522	305	3619	58.4%	6.93	20	3.8%	14	2.7%	99t	29/251	81.3
Opponents	577	363	3911	62.9%	6.78	20	3.5%	17	2.9%	28t	43/253	82.0

	No.	Yds.	Avg.	Long	TD
Means	343	1350	3.9	25	12
Bieniemy	73	295	4.0	36	0
Harmon	25	94	3.8	15t	1
Culver	8	63	7.9	22	0
Jefferson	3	40	13.3	22	0
Humphries	19	19	1.0	8	0
Hendrickson	1	3	3.0	3	0
Gilbert	8	-3	-4.5	5	0
Martin	2	-9	-4.5	4	0
<b>Chargers</b>	<b>482</b>	<b>1852</b>	<b>3.8</b>	<b>36</b>	<b>13</b>
Opponents	385	1404	3.6	24	11

	No.	Yds.	Avg.	Long	TD
Seay	58	645	11.1	49t	6
Harmon	58	615	10.6	35	1
Martin	50	885	17.7	99t	7
Jefferson	43	627	14.6	52t	3
Means	39	235	6.0	22	0
Pupunu	21	214	10.2	25	2
D. Young	17	217	12.8	31	1
Mitchell	11	105	9.5	36	0
Bieniemy	5	48	9.6	25	0
May	2	22	11.0	18	0
Barnes	1	6	6.0	6	0
<b>Chargers</b>	<b>305</b>	<b>3619</b>	<b>11.9</b>	<b>99t</b>	<b>20</b>
Opponents	363	3911	10.8	84t	20

	No.	Yds.	Avg.	Long	TD
Richard	4	224	56.0	99t	2
Gordon	4	32	8.0	25	0
Carrington	3	51	17.0	32	0
Harper	3	28	9.3	15	0
Vanhorse	2	56	28.0	50t	1
Griggs	1	11	11.0	11	0
<b>Chargers</b>	<b>17</b>	<b>402</b>	<b>23.6</b>	<b>99t</b>	<b>3</b>
Opponents	14	233	16.6	90t	2

	No.	Yds.	Avg.	Net	TB	I-20	Lg.	B
Wagner	65	2705	41.6	35.3	3	20	59	0
Kidd	7	246	35.1	32.3	1	1	53	0
<b>Chargers</b>	<b>72</b>	<b>2951</b>	<b>41.0</b>	<b>35.0</b>	<b>4</b>	<b>21</b>	<b>59</b>	<b>0</b>
Opponents	76	3290	43.3	36.0	4	19	62	0

	Ret.	FC	Yds.	Avg.	Lg.	TD
Gordon	36	19	475	13.2	90t	2
<b>Chargers</b>	<b>38</b>	<b>19</b>	<b>475</b>	<b>13.2</b>	<b>90t</b>	<b>2</b>
Opponents	38	14	348	9.2	44	0

	Ret.	Yds.	Avg.	Long	TD
Coleman	49	1293	26.4	90t	2
Harmon	9	157	17.4	25	0
Martin	8	167	20.9	29	0
Mitchell	1	18	18.0	18	0
Parker	1	1	1.0	1	0
<b>Chargers</b>	<b>68</b>	<b>1636</b>	<b>24.1</b>	<b>90t</b>	<b>2</b>
Opponents	79	1740	22.0	93t	1

	1-19	20-29	30-39	40-49	50+
Carney	0/0	12/12	15/15	5/9	2/2
<b>Chargers</b>	<b>0/0</b>	<b>12/12</b>	<b>15/15</b>	<b>5/9</b>	<b>2/2</b>
Opponents	1/1	10/10	7/8	5/6	1/2

Carney (27G) (37G,20G) (36G,48N) (38G,24G,27G,33G) (23G,32G) (49G,31G,29G, 29G,28G) ( ) (22G,39G,37G,26G,44G) (25G,39G) (50G,33G,49G,47N) ( ) (48N,34G) (31G,48G,37G) (24G) (50G,42N) ( ) (37G,40G,32G)

**Defensive Tackles (solo-ast-total-pd-ff-fr):** Seau 124-31-155-3-1-3, Gordon 75-14-89-8-0-2, Carrington 68-20-88-7-1-2, Richard 69-10-79-7-2-0, Griggs 58-14-72-2-0-0, Gibson 50-18-68-3-0-0, Harper 56-10-66-14-0-0, O'Neal 47-13-60-4-2-1, Mims 35-6-41-4-1-2, Lee 30-9-39-1-1-1, Davis 21-9-30-0-1-0, Vanhorse 25-5-28-3-0-0, Young 14-5-19-1-0-0, Clark 9-2-11-0-0-0, Castle 8-2-10-2-0-0, Parrella 6-2-8-1-0-0, Johnson 4-2-6-0-0-0, White 4-1-5-0-1-0, Hendrickson 2-0-2-0-0-0, Bush 2-0-2-0-0-0, Miller 1-1-2-0-0-0, Winter 1-0-1-1-0-1

**Special Teams Tackles (solo-ast-total):** Harrison 17-3-20, Richard 13-2-15, Bush 11-1-12, Castle 11-0-11, Miller 11-0-11, Coleman 8-2-10, Vanhorse 8-0-8, Binn 6-1-7, Hendrickson 5-1-6, Bieniemy 3-1-4, Young 3-0-3, Clark 1-2-3, Carney 2-0-2, Griggs 2-0-2, Carrington 1-0-1, Culver 1-0-1, May 1-0-1, O'Neal 1-0-1, Wagner 1-0-1, Mitchell 0-1-1

# 1993 FINAL STATISTICS

(8-8 Overall) Fourth AFC West – Bobby Ross  
Home (4-4); Away (4-4)

Date	W/L	Score	Opponent	Att.
09/05	W	18-12	Seattle †	58,039
09/12	L	17-34	at Denver	75,074
09/19	W	18-17	Houston	58,519
10/03	L	14-31	at Seattle	54,778
10/10	L	3-16	at Pittsburgh	55,264
10/17	L	14-17	Kansas City †	60,729
10/31	W	30-23	at L.A. Raiders	45,122
11/07	W	30-17	at Minnesota	55,527
11/14	L	13-16	Chicago †	58,459
11/21	L	7-12	L.A. Raiders †	60,615
11/29	W	31-0	at Indianapolis	54,110
12/05	W	13-10	Denver †	60,233
12/12	L	13-20	Green Bay †	57,930
12/19	L	24-28	at Kansas City	74,778
12/27	W	45-20	Miami †	60,311
01/02	W	32-17	at Tampa Bay	35,587

Team Statistics	Chargers	Opponents
TOTAL FIRST DOWNS	313	299
Rushing	120	86
Passing	171	192
Penalty	22	21
Third Down: Made/Att.	89/224	83/210
Third Down Pct.	.397	.395
Fourth Down: Made/Att.	6/15	4/8
Fourth Down Pct.	.400	.500
TOTAL NET YARDS	4967	5066
Avg. Per Game	310.4	316.6
Total Plays	1050	1002
Avg. Per Play	4.7	5.1
NET YARDS RUSHING	1824	1314
Avg. Per Game	114.0	82.1
Total Rushes	455	414
NET YARDS PASSING	3143	3752
Avg. Per Game	196.4	234.5
Sacked/Yards Lost	32/240	32/206
Gross Yards	3383	3958
Attempts/Completions	563/301	556/329
Completion Pct.	.535	.592
Had Intercepted	14	22
PUNTS/AVERAGE	74/42.3	72/42.1
NET PUNTING AVG.	36.4	35.5
PENALTIES/YARDS	87/699	94/724
FUMBLES/BALL LOST	13/5	19/12
TOUCHDOWNS	33	30
Rushing	14	10
Passing	18	17
Returns	1	3
TIME OF POSSESSION	29:52	30:08

Score by Quarters	Q1	Q2	Q3	Q4	OT	PTS.
Chargers	66	76	67	113	0	322
Opponents	50	102	83	55	0	290

Scoring	TD	RU	PA	RT	PAT	FG	S	PTS.
Carney	0	0	0	0	31/33	31/40	0	124
Means	8	8	0	0	0/0	0/0	0	48
A. Miller	7	0	7	0	0/0	0/0	0	42
Butts	4	4	0	0	0/0	0/0	0	24
Lewis	4	0	4	0	0/0	0/0	0	24
Harmon	2	0	2	0	0/0	0/0	0	12
Jefferson	2	0	2	0	0/0	0/0	0	12
Young	2	0	2	0	0/0	0/0	0	12
Bieniemy	1	1	0	0	0/0	0/0	0	6
Frank	1	0	0	1	0/0	0/0	0	6
Kidd	1	1	0	0	0/0	0/0	0	6
Walker	1	0	1	0	0/0	0/0	0	6
Chargers	33	14	18	1	31/33	31/40	0	322
Opponents	30	10	17	3	30/30	26/33	1	290

2-Pt. Conversions: Chargers 0-0, Opponents 0-0

Sacks: O'Neal 12.0, Mims 7.0, Grossman 4.5, Lee 3.0, Richard 2.0, B. Winter 2.0, Carrington 1.0, Pope 0.5, Chargers 32.0, Opponents 32.0

Special Teams Tackles (solo-ast-total): Bush 12-11-3, Hendrickson 7-3-10, Fields 7-0-7, Vanhose 7-0-7, Pope 6-1-7, Carrington 6-0-6, Fuller 6-0-6, Plummer 6-0-6, Richard 6-0-6, Gordon 5-0-5, Anno 4-1-5, Crews 3-0-3, May 3-0-3, Castle 2-1-3, Miller 2-1-3, Pupunu 2-1-3, Frank 2-0-2, Whitley 2-0-2, Brady 1-0-1, Carney 1-0-1, Dyal 1-0-1, Harmon 1-0-1, Johnson 1-0-1

Passing	Att.	Comp.	Yds.	Comp.%	Yds./Att.	TD	TD%	Int.	Int.%	Long	Sack/Lost	Rating
Humphries	324	173	1981	53.4%	6.11	12	3.7%	10	3.1%	48†	18/42	71.5
Friesz	238	128	1402	53.8%	5.89	6	2.5%	4	1.7%	66†	14/98	72.8
Means	1	0	0	0.0%	0.00	0	0.0%	0	0.0%	0	0/0	39.6
Chargers	563	301	3383	53.5%	6.01	18	3.2%	14	2.5%	66†	32/240	72.0
Opponents	556	329	3958	59.2%	7.12	17	3.1%	22	4.0%	71†	32/206	74.8

Rushing	No.	Yds.	Avg.	Long	TD
Butts	185	746	4.0	27	4
Means	160	645	4.0	65†	8
Harmon	46	216	4.7	19	0
Bieniemy	33	135	4.1	12	1
Jefferson	3	53	10.6	33	0
Humphries	8	37	4.6	27	0
Friesz	10	3	0.3	2	0
Lewis	3	2	0.7	7	0
Hendrickson	1	0	0.0	0	0
A. Miller	1	0	0.0	0	0
Kidd	3	-13	-4.3	2†	1
Chargers	455	1824	4.0	65†	14
Opponents	414	1314	3.2	19	10

Receiving	No.	Yds.	Avg.	Long	TD
A. Miller	84	1162	13.8	66†	7
Harmon	73	671	9.2	37	2
Lewis	38	463	12.2	47	4
Jefferson	30	391	13.0	39†	2
Walker	21	212	10.1	25†	1
Butts	15	105	7.0	23	0
Pupunu	13	142	10.9	28	0
Barnes	10	137	13.7	21	0
Means	10	59	5.9	11	0
Young	6	41	6.8	12†	2
Bieniemy	1	0	0.0	0	0
Chargers	301	3383	11.2	66†	18
Opponents	329	3958	12.0	71†	17

Interceptions	No.	Yds.	Avg.	Long	TD
Carrington	7	104	14.9	28	0
Frank	3	119	39.7	102†	1
Seau	2	58	29.0	42	0
Pope	2	14	7.0	12	0
Plummer	2	7	3.5	6	0
Vanhose	2	0	0.0	0	0
Hendrickson	1	16	16.0	16	0
Gordon	1	3	3.0	3	0
Davis	1	0	0.0	0	0
Richard	1	-2	-2.0	-2	0
Chargers	22	319	14.5	102†	1
Opponents	14	271	19.4	68	2

Punting	No.	Yds.	Avg.	Net	TB	I-20	Lg.	B
Kidd	57	2431	42.6	35.9	7	16	67	0
Sullivan	13	541	41.6	39.1	0	3	50	0
Carney	4	155	38.8	34.8	0	1	46	0
Chargers	74	3127	42.3	36.4	7	20	67	0
Opponents	72	3031	42.1	35.5	3	23	77	0

Punt Returns	Ret.	FC	Yds.	Avg.	Lg.	TD
Gordon	31	15	395	12.7	54	0
Lewis	3	2	17	5.7	7	0
Chargers	34	17	412	12.1	54	0
Opponents	36	21	292	8.1	30	0

Kickoff Returns	Ret.	Yds.	Avg.	Long	TD
Lewis	33	684	20.7	60	0
Bieniemy	7	110	15.7	18	0
Hendrickson	2	25	12.5	13	0
Means	2	22	11.0	14	0
A. Miller	2	42	21.0	29	0
Harmon	1	18	18.0	18	0
Chargers	47	901	19.2	60	0
Opponents	64	1063	16.6	48	0

Field Goals 1-19 20-29 30-39 40-49 50+  
Carney 1/1 7/7 14/17 7/12 2/3  
Chargers 1/1 7/7 14/17 7/12 2/3  
Opponents 0/0 10/10 11/13 1/3 4/7  
Carney (266,446,516,326,516,919) (30G) (34G,34G,27G,27G,36G,27G) (48N) (33G) (46B,31B) (45G,36G,38G) (36G,37N) (28G,30B,26G,40N) ( ) (36G) (56N,47N,27G,34G) (47G,43G) (38G) (32G,49N) (48G,38G,43G,45G)

Defensive Tackles (solo-ast-total-pd-ff-r): Seau 108-21-129-11-1, Plummer 78-15-93-1-2-0, Carrington 67-12-79-14-0-1, Richard 69-6-77-5-1-0, Frank 65-8-73-12-0-0, O'Neal 49-7-56-6-2-1, Lee 36-9-45-0-0-1, Vanhose 36-6-42-2-0-0, Gordon 40-1-41-5-0-1, Pope 32-6-38-4-0-1, Mims 28-4-32-0-2-2, Winter 25-7-32-0-0-1, Hendrickson 23-5-28-0-0-1, Grossman 16-7-23-4-0-1, Williams 14-4-18-0-0-0, Fuller 8-0-8-3-0-0, Davis 4-0-4-1-0-0, Fields 2-1-3-0-0-0, Bush 1-1-2-0-0-0, Crews 1-0-1-0-0-0, White 1-0-1-0-0-0, Castle 0-1-1-0-0-0, Johnson 0-1-1-0-0-0



# 1992 FINAL STATISTICS

## (11-5 Overall) First AFC West - Bobby Ross Home (6-2); Away (5-3); Postseason (1-1)

Date	W/L	Score	Opponent	Att.
09/06	L	10-24	Kansas City	45,024
09/13	L	13-21	at Denver	74,367
09/20	L	6-23	Pittsburgh	46,127
09/27	L	0-27	at Houston	57,491
10/04	W	17-6	Seattle	36,783
10/18	W	34-14	at Indianapolis	48,552
10/25	W	24-21	Denver	53,576
11/01	W	26-0	Indianapolis	40,324
11/08	L	14-16	at Kansas City	72,826
11/15	W	14-13	at Cleveland	58,396
11/22	W	29-14	Tampa Bay	43,197
11/29	W	27-3	L.A. Raiders †	59,894
12/06	W	27-21	at Phoenix	26,880
12/13	W	27-10	Cincinnati	50,579
12/20	W	36-14	at L.A. Raiders	40,152
12/27	W	31-14	at Seattle	49,324

### AFC Wild Card Playoffs

01/02	W	17-0	Kansas City	60,681
-------	---	------	-------------	--------

### AFC Divisional Playoffs

01/10	L	0-31	at Miami	71,224
-------	---	------	----------	--------

### Team Statistics

	Chargers	Opponents
TOTAL FIRST DOWNS	302	250
Rushing	118	80
Passing	161	157
Penalty	23	13
Third Down: Made/Att.	87/221	73/200
Third Down Pct.	.394	.365
Fourth Down: Made/Att.	6/13	3/12
Fourth Down Pct.	.462	.250
TOTAL NET YARDS	5221	4227
Avg. Per Game	326.3	264.2
Total Plays	1018	907
Avg. Per Play	5.1	4.7
NET YARDS RUSHING	1875	1395
Avg. Per Game	117.2	87.2
Total Rushes	489	365
NET YARDS PASSING	3346	2832
Avg. Per Game	209.1	177.0
Sacked/Yards Lost	33/268	51/356
Gross Yards	3614	3188
Attempts/Completions	496/282	491/271
Completion Pct.	.569	.552
Had Intercepted	21	25
PUNTS/AVERAGE	68/42.6	80/44.6
NET PUNTING AVG.	36.4	38.1
PENALTIES/YARDS	91/813	98/798
FUMBLES/BALL LOST	26/12	18/11
TOUCHDOWNS	36	29
Rushing	18	10
Passing	16	17
Returns	2	2
TIME OF POSSESSION	32:03	27:57

### Score by Quarters

Chargers	Q1	Q2	Q3	Q4	OT	PTS.
Chargers	69	92	12	102	0	335
Opponents	62	46	59	74	0	241

Scoring	TD	RU	PA	RT	PT	FG	S	PTS.
Carney	0	0	0	0	35/35	26/32	0	113
Miller	8	0	7	1	0/0	0/0	0	48
Bernstine	4	4	0	0	0/0	0/0	0	24
Butts	4	4	0	0	0/0	0/0	0	24
Harmon	4	3	1	0	0/0	0/0	0	24
Humphries	4	4	0	0	0/0	0/0	0	24
Lewis	4	0	4	0	0/0	0/0	0	24
Bieniemy	3	3	0	0	0/0	0/0	0	18
Jefferson	2	2	0	0	0/0	0/0	0	12
Walker	2	0	2	0	0/0	0/0	0	12
Carrington	1	0	0	1	0/0	0/0	0	6
Grossman	0	0	0	0	0/0	0/0	2	4
Mims	0	0	0	0	0/0	0/0	1	2
Chargers	36	18	16	2	35/35	26/32	3	335
Opponents	29	10	17	2	28/29	13/16	0	241

### 2-Pt. Conversions: Chargers 0-0, Opponents 0-0

Sacks: O'Neal 17.0, Mims 10.0, Grossman 8.0, B. Winter 6.0, Seau 4.5, Thornton 2.0, D. Hall 1.0, Rolling 1.0, White 1.0, Lee 0.5, **Chargers 51.0**, Opponents 33.0

Passing	Att.	Comp.	Yds.	Comp.%	Yds./Att.	TD	TD%	Int.	Int.%	Long	Sack/Lost	Rating
Humphries	454	263	3356	57.9%	7.39	16	3.5%	18	4.0%	67t	28/218	76.4
Gagliano	42	19	258	45.2%	6.14	0	0.0%	3	7.1%	55	5/50	35.6
Chargers	496	282	3614	56.9%	7.29	16	3.2%	21	4.2%	67t	33/268	72.9
Opponents	491	271	3188	55.2%	6.49	17	3.5%	25	5.1%	83t	51/356	65.5

Rushing	No.	Yds.	Avg.	Long	TD
Butts	218	809	3.7	22	4
Bernstine	106	499	4.7	25t	4
Bieniemy	74	264	3.6	21	3
Harmon	55	235	4.3	33	3
Humphries	28	79	2.8	25	4
Lewis	2	7	3.5	4	0
Miller	1	-1	-1.0	-1	0
Gagliano	3	-4	-1.3	0	0
Kidd	2	-13	-6.5	0	0
Chargers	489	1875	3.8	33	18
Opponents	365	1395	3.8	52	10

Receiving	No.	Yds.	Avg.	Long	TD
Harmon	79	914	11.6	55	1
Miller	72	1060	14.7	67t	7
Lewis	34	580	17.1	62	4
Walker	34	393	11.6	59	2
Jefferson	29	377	13.0	51	2
Brennan	3	22	7.3	12	0
Bernstine	12	86	7.2	16	0
Butts	9	73	8.1	22	0
Bieniemy	5	49	9.8	25	0
Young	4	45	11.3	14	0
Claiborne	1	15	15.0	15	0
Chargers	282	3614	12.8	67t	16
Opponents	271	3188	11.8	83t	17

Interceptions	No.	Yds.	Avg.	Long	TD
Carrington	6	152	25.3	69	1
Byrd	4	88	22.0	44	0
Frank	4	37	9.3	33	0
Richard	3	26	8.7	20	0
Seau	2	51	25.5	29	0
Plummer	2	40	20.0	38	0
Blaylock	2	0	0.0	0	0
Vanhorse	1	11	11.0	11	0
Fields	1	0	0.0	0	0
Chargers	25	405	16.2	69	1
Opponents	21	241	11.5	99t	1

Punting	No.	Yds.	Avg.	Net	TB	I-20	Lg.	B
Kidd	68	2899	42.6	36.4	9	22	65	0
Chargers	80	2899	42.6	36.4	9	22	65	0
Opponents	80	3565	44.6	38.1	8	18	62	0

Punt Returns	Ret.	FC	Yds.	Avg.	Lg.	TD
Bieniemy	30	3	229	7.6	21	0
Lewis	13	5	127	9.8	25	0
Brennan	1	1	3	3.0	3	0
Chargers	44	12	359	8.2	25	0
Opponents	24	19	244	10.0	46t	1

Kickoff Returns	Ret.	Yds.	Avg.	Long	TD
Lewis	19	402	21.2	62	0
Bieniemy	15	257	17.1	30	0
Harmon	7	96	13.7	30	0
Hendrickson	2	14	7.0	8	0
Brennan	1	10	10.0	10	0
Miller	1	33	33.0	33	0
Chargers	45	812	18.0	62	0
Opponents	54	962	17.8	52	0

Field Goals	1-19	20-29	30-39	40-49	50+
Carney	0/0	13/14	5/7	7/8	1/3
Chargers	0/0	13/14	5/7	7/8	1/3
Opponents	0/0	4/5	4/5	5/6	0/0
Carney (45G) (37B,20G,27G) (24G,43G,25N) ( ) (49G,34N,51N) (23G,27G) (52N,37G) (33G) ( ) (48B) (28G,31G) (27G,21G) (50G,43G) (21G,48G) (42G,23G,25G,28G,23G) (31G,38G,47G)					

**Defensive Tackles (solo-ast-total-pd-ff-r):** Seau 79-23-102-10-1-1, Richard 59-20-79-3-0-1, O'Neal 68-10-78-4-0-1, Mims 41-12-53-4-1-1, Plummer 41-12-53-2-1, Vanhorse 43-7-50-11-0-0, Byrd 45-4-49-20-2, Rolling 42-7-49-1-2-1, Carrington 42-5-47-8-2-0, Grossman 41-5-46-1-0-0, Winter 32-9-41-2-0, Blaylock 33-4-37-6-0-0, Thornton 21-8-29-0-0-1, Frank 26-3-29-8-0-0, Hall 22-4-26-5-2-0, Fields 19-6-25-3-0-0, Hendrickson 7-4-11-0-0-0, Lee 5-2-7-0-1-1, Murphy 1-1-2-0-0-0, Savage 1-0-1-0-0-0, White 1-0-1-0-0-0

**Special Teams Tackles (solo-ast-total):** Hendrickson 10-2-12, Marve 7-2-9, Frank 7-1-8, May 5-3-8, Richard 7-0-7, Carrington 6-0-6, Plummer 3-2-5, Vanhorse 3-2-5, Hall 3-1-4, Murphy 3-1-4, Jefferson 3-0-3, Pope 2-1-3, Brennan 2-0-2, Fields 2-0-2, Anno 2-0-2, Biemiemy 1-0-1, Carney 1-0-1, Harmon 1-0-1, Kidd 1-0-1

# 1991 FINAL STATISTICS

(4-12 Overall) Fifth AFC West - Dan Henning  
Home (3-5); Away (1-7)

Date	W/L	Score	Opponent	Att.
09/01	L	20-26	at Pittsburgh	55,848
09/08	L	14-34	at San Francisco	60,753
09/15	L	10-13	Atlanta	44,804
09/22	L	19-27	at Denver	73,258
09/29	L	13-14	Kansas City	44,907
10/06	W	21-13	at L.A. Raiders	42,787
10/13	L	24-30	at L.A. Rams	47,433
10/20	L	24-30 OT	Cleveland	48,440
10/27	L	9-20	at Seattle	58,025
11/04	L	17-14	Seattle	43,597
11/17	W	24-21	New Orleans	48,420
11/24	L	3-24	at New York Jets	59,025
12/01	L	7-9	L.A. Raiders †	56,780
12/08	L	17-20 OT	at Kansas City	73,330
12/15	W	38-30	Miami	47,731
12/22	L	14-17	Denver	51,449

Team Statistics	Chargers	Opponents
TOTAL FIRST DOWNS	285	292
Rushing	114	94
Passing	155	181
Penalty	16	17
Third Down: Made/Att.	76/217	68/189
Third Down Pct.	.350	.360
Fourth Down: Made/Att.	13/25	6/8
Fourth Down Pct.	.520	.750
TOTAL NET YARDS	4995	5111
Avg. Per Game	312.2	319.4
Total Plays	1010	961
Avg. Per Play	4.9	5.3
NET YARDS RUSHING	2248	1666
Avg. Per Game	140.5	104.1
Total Rushes	464	430
NET YARDS PASSING	2747	3445
Avg. Per Game	171.7	215.3
Sacked/Yards Lost	35/236	28/183
Gross Yards	2983	3628
Attempts/Completions	511/272	503/300
Completion Pct.	.532	.596
Had Intercepted	16	19
PUNTS/AVERAGE	77/39.8	76/40.3
NET PUNTING AVG.	34.8	35.2
PENALTIES/YARDS	96/799	87/718
FUMBLES/BALL LOST	24/12	22/9
TOUCHDOWNS	31	39
Rushing	16	15
Passing	13	22
Returns	2	2
TIME OF POSSESSION	30:02	29:59

Score by Quarters	Q1	Q2	Q3	Q4	OT	PTS.
Chargers	41	95	37	101	0	274
Opponents	63	97	73	100	9	342

Scoring	TD	RU	PA	RT	PAT	FG	S	PTS.
Carney	0	0	0	0	31/31	19/29	0	88
Bernstine	8	8	0	0	0/0	0/0	0	48
Butts	7	6	1	0	0/0	0/0	0	42
Lewis	4	0	3	1	0/0	0/0	0	24
McEwen	3	0	3	0	0/0	0/0	0	18
Miller	3	0	3	0	0/0	0/0	0	18
Harmon	2	1	1	0	0/0	0/0	0	12
Hendrickson	2	1	1	0	0/0	0/0	0	12
Frank	1	0	0	1	0/0	0/0	0	6
Jefferson	1	0	1	0	0/0	0/0	0	6
Chargers	31	16	13	2	31/31	19/29	0	274
Opponents	39	15	22	2	37/38	23/29	1	342

2-Pt. Conversions: Chargers 0-0, Opponents 0-0

Sacks: O'Neal 9.0, Seau 7.0, Grossman 5.5, Benson 1.0, Elder 1.0, Phillips 1.0, Plummer 1.0, Rolling 1.0, Shelton 1.0, Hinkle 0.5, Chargers 28.0, Opponents 35.0

Special Teams Tackles (solo-ast-total): Carrington 16-3-19, Clark 12-1-13, Hendrickson 9-3-12, Frank 9-0-9, Elder 8-1-9, Butts 6-0-6, Thaxton 5-1-6, Harmon 4-1-5, Bayless 3-0-3, Kirk 3-0-3, Plummer 2-0-2, Bieniemy 1-0-1, Mack 1-0-1, Rodenhauer 1-0-1, Fields 0-1-1

Passing	Att.	Comp.	Yds.	Comp.%	Yds./Att.	TD	TD%	Int.	Int.%	Long	Sack/Lost	Rating
Friesz	487	262	2896	53.8%	5.95	12	2.5%	15	3.1%	58	32/214	67.3
Gagliano	23	9	76	39.1%	3.30	0	0.0%	1	4.3%	17	3/22	30.3
Bernstine	1	1	11	100.0%	11.00	1	100.0%	0	0.0%	11t	0/0	152.1
Chargers	511	272	2983	53.2%	5.84	13	2.5%	16	3.1%	58	35/236	66.2
Opponents	503	300	3628	59.6%	7.21	22	4.4%	19	3.8%	89t	28/183	80.7

Rushing	No.	Yds.	Avg.	Long	TD
Butts	193	834	4.3	44	6
Bernstine	159	766	4.8	63t	8
Harmon	89	544	6.1	33	1
Jefferson	1	27	27.0	27	0
Gagliano	3	19	6.3	16	0
Friesz	10	18	1.8	11	0
Bieniemy	3	17	5.7	15	0
Lewis	3	10	3.3	9	0
Samuels	1	10	5.0	6	0
Hendrickson	2	3	3.0	3t	1
Chargers	464	2248	4.8	63t	16
Opponents	430	1666	3.9	63t	15

Receiving	No.	Yds.	Avg.	Long	TD
Harmon	59	555	9.4	36	1
Miller	44	649	14.8	58	3
Lewis	42	554	13.2	49t	3
McEwen	37	399	10.8	30	3
Taylor	24	218	9.1	27	0
Walker	20	134	6.7	14	0
Jefferson	12	125	10.4	29	1
Bernstine	11	124	11.3	25	0
Butts	10	91	9.1	46	1
Cox	5	53	10.6	19	0
Hendrickson	4	36	9.0	20	1
Samuels	2	33	16.5	29	0
Young	2	12	6.0	6	0
Chargers	272	2983	11.0	58	13
Opponents	300	3628	12.1	89t	22

Interceptions	No.	Yds.	Avg.	Long	TD
Byrd	6	48	8.0	22	0
Carrington	3	30	10.0	19	0
Rolling	2	54	27.0	47	0
Richard	2	5	2.5	3	0
Smith	2	0	0.0	0	0
Frank	1	71	71.0	71t	1
Shelton	1	19	19.0	19	0
Bayless	1	0	0.0	0	0
Elder	1	0	0.0	0	0
Chargers	19	227	11.9	71t	1
Opponents	16	183	11.4	49	1

Punting	No.	Yds.	Avg.	Net	TB	I-20	Lg.	B
Kidd	76	3064	40.3	34.8	6	22	60	1
Chargers	77	3064	39.8	34.8	6	22	60	1
Opponents	76	3064	40.3	35.2	3	18	60	0

Punt Returns	Ret.	FC	Yds.	Avg.	Lg.	TD
Taylor	28	18	269	9.6	48	0
Lewis	5	5	59	11.8	26	0
Byrd	0	2	0	0.0	0	0
Chargers	33	25	328	9.9	48	0
Opponents	32	25	267	8.3	32	0

Kickoff Returns	Ret.	Yds.	Avg.	Long	TD
Elder	27	535	19.8	42	0
Lewis	23	578	25.1	95t	1
Harmon	2	25	12.5	14	0
Benson	1	2	2.0	2	0
Bernstine	1	7	7.0	7	0
Butts	1	0	0.0	0	0
Carrington	0	24	24.0	24	0
Chargers	55	1171	21.3	95t	1
Opponents	52	1034	19.9	76	0

Field Goals	1-19	20-29	30-39	40-49	50+
Carney	1/1	6/6	6/8	4/10	2/4
Chargers	1/1	6/6	6/8	4/10	2/4
Opponents	2/2	6/6	11/13	1/4	3/4
Carney (36N,48G,35G) ( ) (53N,47N,39G,47N) (41G,43G,43G,36G)					
(36N,26G,37G) ( ) (27G) (27G,48N) (29G,24G,56N,36G) (54G) (19G)					
(53G,46N) (44B) (47N,27G) (35G) ( )					

Defensive Tackles (solo-ast-total-pd-ff-fr): Seau 111-18-129-2-0-0, Plummer 88-23-111-0-1, O'Neal 63-5-68-1-2-0, Rolling 52-11-63-5-0-1, Richard 50-9-59-3-1-0, Grossman 47-10-57-0-1-1, Bayless 46-11-57-6-2-1, Seale 47-5-52-8-1-0, Frank 40-1-41-6-0, Byrd 33-6-39-16-1-0, Phillips 32-4-36-2-1, Hinkle 28-4-32-0-2-1, Shelton 23-3-26-1-0-0, Smith 17-6-23-3-2-1, Elder 20-2-22-3-0-0, Thornton 16-2-18-1-0-0, Carrington 17-0-17-7-0-0, Thaxton 4-0-4-0-0-0-0, Benson 3-1-4-0-0-0, Mack 3-1-1-1-0-0, McClendon 1-0-1-0-0-0



# 1989 FINAL STATISTICS

(6-10 Overall) Fifth AFC West - Dan Henning  
Home (4-4); Away (2-6)

Date	W/L	Score	Opponent	Att.
09/10	L	14-40	at L.A. Raiders	40,237
09/17	L	27-34	Houston	42,013
09/24	W	21-6	Kansas City	40,128
10/01	W	24-13	at Phoenix	44,201
10/08	L	10-16	at Denver	75,222
10/15	L	16-17	Seattle	50,079
10/22	L	13-20	New York Giants	48,566
10/29	L	7-10	at Seattle	59,691
11/05	W	20-17	Philadelphia	47,019
11/12	W	14-12	L.A. Raiders 1	59,151
11/19	L	17-20	at Pittsburgh	44,203
11/26	L	6-10	at Indianapolis	58,822
12/03	L	17-20	New York Jets	38,954
12/10	L	21-26	at Washington	47,693
12/17	W	20-13	at Kansas City	40,623
12/24	W	19-16	Denver	50,524

Team Statistics	Chargers	Opponents
TOTAL FIRST DOWNS	267	295
Rushing	95	102
Passing	149	172
Penalty	23	21
Third Down: Made/Att.	81/223	81/227
Third Down Pct.	.363	.357
Fourth Down: Made/Att.	6/18	8/13
Fourth Down Pct.	.333	.615
TOTAL NET YARDS	4910	4764
Avg. Per Game	306.9	297.8
Total Plays	986	1040
Avg. Per Play	5.0	4.6
NET YARDS RUSHING	1873	1813
Avg. Per Game	117.1	113.3
Total Rushes	432	479
NET YARDS PASSING	3037	2951
Avg. Per Game	189.8	184.4
Sacked/Yards Lost	39/254	48/360
Gross Yards	3291	3311
Attempts/Completions	515/270	513/283
Completion Pct.	.524	.552
Had Intercepted	19	25
PUNTS/AVERAGE	84/39.5	79/38.6
NET PUNTING AVG.	32.4	32.9
PENALTIES/YARDS	122/906	93/741
FUMBLES/BALL LOST	24/17	21/13
TOUCHDOWNS	31	29
Rushing	13	13
Passing	15	15
Returns	3	1
TIME OF POSSESSION	28:55	31:05

Score by Quarters	Q1	Q2	Q3	Q4	OT	PTS.
Chargers	52	43	67	104	0	266
Opponents	42	92	67	89	0	290

Scoring	TD	RU	PA	RT	PAT	FG	S	PTS.
Bahr	0	0	0	0	29/30	17/25	0	80
A. Miller	11	0	10	1	0/0	0/0	0	66
Butts	9	9	0	0	0/0	0/0	0	54
Spencer	3	3	0	0	0/0	0/0	0	18
Bernstine	2	1	0	0	0/0	0/0	0	12
Cox	2	0	2	0	0/0	0/0	0	12
Glenn	1	0	1	0	0/0	0/0	0	6
Parker	1	0	1	0	0/0	0/0	0	6
B. Smith	1	0	0	1	0/0	0/0	0	6
Walker	1	0	1	0	0/0	0/0	0	6
<b>Chargers</b>	<b>31</b>	<b>13</b>	<b>15</b>	<b>3</b>	<b>29/30</b>	<b>17/25</b>	<b>0</b>	<b>266</b>
Opponents	29	13	15	1	27/29	29/41	1	290

2-Pt. Conversions: Chargers 0-0, Opponents 0-0

Sacks: Williams 14.0, O'Neal 12.5, Grossman 10.0, Hinkle 2.5, L. Miller 2.5, B. Smith 2.5, Bayless 1.0, Glenn 1.0, Lyles 1.0, Phillips 1.0, **Chargers 48.0**, Opponents 39.0

**Defensive Tackles (solo-ast-total-pd-ff-rt)**: Plummer 111-35-146-1-0-1, O'Neal 78-18-96-2-2-2, Smith 59-16-75-4-1-2, Williams 62-6-68-5-1-0, Glenn 55-13-68-9-0-1, Figaro 54-10-64-1-0-1, Byrd 55-8-63-10-2-0, Grossman 47-16-63-1-0-0, Bayless 49-12-61-3-0-1, Seale 49-3-52-12-0-0, Phillips 29-8-37-0-0-0, Lyles 25-8-33-0-1-1, Patterson 26-3-29-4-0-0, Collins 20-6-26-1-0-0, Bennett 21-2-2-1-0-0, Miller 15-3-18-0-0-1, Hinkle 13-3-16-0-0-0

**Special Teams Tackles (solo-ast-total)**: Woodard 12-2-14, Patterson 11-0-11, Figaro 9-1-10, Brandon 8-1-9, Bennett 6-0-6, Plummer 6-0-6, Butts 5-0-5, Lyles 5-0-5, Bayless 4-0-4, Hinkle 3-0-3, Spencer 3-0-3, Ilesic 2-1-3, Parker 2-0-2, Bahr 1-0-1, Campbell 1-0-1, Holland 1-0-1, Smith 1-0-1

Passing	Att.	Comp.	Yds.	Comp.%	Yds./Att.	TD	TD%	Int.	Int.%	Long	Sack/Lost	Rating
McMahon	318	176	2132	55.3%	6.70	10	3.1%	10	3.1%	69t	28/167	73.5
Tolliver	185	89	1097	48.1%	5.93	5	2.7%	8	4.3%	49	9/75	57.9
Archer	12	5	62	41.7%	5.17	0	0.0%	1	8.3%	17	2/12	23.6
<b>Chargers</b>	<b>515</b>	<b>270</b>	<b>3291</b>	<b>52.4%</b>	<b>6.39</b>	<b>15</b>	<b>2.9%</b>	<b>19</b>	<b>3.7%</b>	<b>69t</b>	<b>39/254</b>	<b>66.7</b>
Opponents	513	283	3311	55.2%	6.45	15	2.9%	25	4.9%	59t	48/360	64.4

Rushing	No.	Yds.	Avg.	Long	TD
Butts	170	683	4.0	50t	9
Spencer	134	521	3.9	15	3
Nelson	36	197	5.5	28	0
McMahon	29	141	4.9	15	0
Bernstine	15	137	9.1	32t	1
Brinson	17	64	3.8	9	0
Holland	6	46	7.7	24	0
A. Miller	4	21	5.3	24	0
Early	1	19	19.0	19	0
Floyd	8	15	1.9	5	0
Archer	2	14	7.0	14	0
Walker	1	9	9.0	9	0
Plummer	1	6	6.0	6	0
Caravello	1	0	0.0	0	0
Tolliver	7	0	0.0	3	0
<b>Chargers</b>	<b>432</b>	<b>1873</b>	<b>4.3</b>	<b>50t</b>	<b>13</b>
Opponents	479	1813	3.8	59t	13

Receiving	No.	Yds.	Avg.	Long	TD
A. Miller	75	1252	16.7	69t	10
Nelson	31	328	10.6	49	0
Holland	26	336	12.9	37	0
Walker	24	395	16.5	49	1
Cox	22	200	9.1	24	2
Bernstine	21	222	10.6	36	1
Spencer	18	112	6.2	23	0
Brinson	12	71	5.9	11	0
Early	11	126	11.5	21	0
Caravello	10	95	9.5	37	0
McEwen	7	99	14.1	29	0
Butts	7	21	3.0	8	0
Allen	2	19	9.5	11	0
Parker	2	5	2.5	4	1
Floyd	1	6	6.0	6	0
McMahon	1	4	4.0	4	0
<b>Chargers</b>	<b>270</b>	<b>3291</b>	<b>12.2</b>	<b>69t</b>	<b>15</b>
Opponents	283	3311	11.7	59t	15

Interceptions	No.	Yds.	Avg.	Long	TD
Byrd	7	38	5.4	22	0
Glenn	4	52	13.0	31	0
Seale	4	47	11.8	25	0
Bennett	3	4	1.3	4	0
Patterson	2	44	22.0	34	0
Lyles	2	28	14.0	28	0
B. Smith	1	9	9.0	9	0
Figaro	1	0	0.0	2	0
Bayless	1	0	0.0	0	0
<b>Chargers</b>	<b>25</b>	<b>224</b>	<b>9.0</b>	<b>34</b>	<b>0</b>
Opponents	19	179	9.4	40	0

Punting	No.	Yds.	Avg.	Net	TB	I-20	Lg.	B
Ilesic	76	3049	40.1	32.9	7	11	64	0
Colbert	8	266	33.3	27.4	0	0	46	0
<b>Chargers</b>	<b>84</b>	<b>3315</b>	<b>39.5</b>	<b>32.7</b>	<b>7</b>	<b>11</b>	<b>64</b>	<b>0</b>
Opponents	79	3050	38.6	32.9	9	21	63	1

Punt Returns	Ret.	FC	Yds.	Avg.	Lg.	TD
McConkey	14	15	111	7.9	20	0
Brinson	11	0	112	10.2	52	0
Walker	6	4	31	5.2	13	0
Usher	3	0	15	5.0	11	0
Allen	2	0	3	1.5	3	0
Figaro	1	0	0	0.0	0	0
Lyles	1	0	0	0.0	0	0
Byrd	0	1	0	-	-	0
<b>Chargers</b>	<b>38</b>	<b>20</b>	<b>272</b>	<b>7.2</b>	<b>52</b>	<b>0</b>
Opponents	43	10	451	10.5	38	0

Kickoff Returns	Ret.	Yds.	Avg.	Long	TD
Holland	29	510	17.6	34	0
A. Miller	21	533	25.4	91t	1
Usher	10	159	15.9	26	0
Floyd	3	12	4.0	12	0
Figaro	1	21	21.0	21	0
<b>Chargers</b>	<b>64</b>	<b>1235</b>	<b>19.3</b>	<b>91t</b>	<b>1</b>
Opponents	57	1249	21.9	84t	1

Field Goals	1-19	20-29	30-39	40-49	50+
Bahr	0/0	6/6	6/9	4/6	1/4
<b>Chargers</b>	<b>0/0</b>	<b>6/6</b>	<b>6/9</b>	<b>4/6</b>	<b>1/4</b>
Opponents	1/1	11/12	12/13	4/11	1/4

Bahr ( ) ( ) (37G) (39G) (29G,51B) (26G,30G,52N) ( ) (23G,33N,49G) ( ) (27G,38N) (33G,44N,39G) (39G,37N) ( ) (43G,42N,20G) (22G,41G,53G,52N,45G)

# 1988 FINAL STATISTICS

## (6-10 Overall) Fourth AFC West - At Saunders Home (3-5); Away (3-5)

Date	W/L	Score	Opponent	Att.
09/04	L	13-24	at L.A. Raiders	39,029
09/11	L	3-34	at Denver	75,359
09/18	W	17-6	Seattle	44,449
09/25	W	24-23	at Kansas City	45,498
10/02	L	0-12	Denver	55,763
10/09	L	17-23	New Orleans	42,693
10/16	L	28-31	at Miami	58,972
10/23	L	0-16	Indianapolis	37,722
10/30	L	14-17	at Seattle	59,641
11/06	L	3-13	L.A. Raiders †	55,334
11/13	W	10-7	at Atlanta	26,329
11/20	W	38-24	at L.A. Rams	45,462
11/27	L	10-48	San Francisco	51,484
12/04	L	10-27	at Cincinnati	56,866
12/11	W	20-14	Pittsburgh	33,816
12/18	W	24-13	Kansas City	26,339

Team Statistics	Chargers	Opponents
TOTAL FIRST DOWNS	255	335
Rushing	115	135
Passing	116	173
Penalty	24	27
Third Down: Made/Att.	70/204	97/221
Third Down Pct.	.343	.439
Fourth Down: Made/Att.	7/19	6/11
Fourth Down Pct.	368	545
TOTAL NET YARDS	4,429	5,418
Avg. Per Game	276.8	338.6
Total Plays	937	1072
Avg. Per Play	4.7	5.1
NET YARDS RUSHING	2041	2133
Avg. Per Game	127.6	133.3
Total Rushes	438	521
NET YARDS PASSING	2388	3285
Avg. Per Game	149.3	205.3
Sacked/Yards Lost	31/240	34/240
Gross Yards	2628	3525
Attempts/Completions	468/241	517/274
Completion Pct.	.515	.530
Had Intercepted	20	16
PUNTS/AVERAGE	86/43.5	71/39.3
NET PUNTING AVG.	34.5	32.9
PENALTIES/YARDS	118/1039	74/619
FUMBLES/BALL LOST	26/12	25/10
TOUCHDOWNS	27	38
Rushing	11	15
Passing	11	22
Returns	5	1
TIME OF POSSESSION	28:22	31:38

Score by Quarters	Q1	Q2	Q3	Q4	OT	PTS.
Chargers	72	57	37	65	0	231
Opponents	69	105	57	101	0	332

Scoring	TD	RU	PA	RT	PAT	FG	S	PTS.
Abbott	0	0	0	0	15/15	8/12	0	39
DeLine	0	0	0	0	12/12	6/8	0	30
Early	4	4	0	0	0/0	0/0	0	24
Malone	4	4	0	0	0/0	0/0	0	24
A. Miller	4	0	3	1	0/0	0/0	0	24
Anderson	3	3	0	0	0/0	0/0	0	18
Redden	3	3	0	0	0/0	0/0	0	18
Flutie	2	0	2	0	0/0	0/0	0	12
Holland	2	0	1	1	0/0	0/0	0	12
Adams	1	1	0	0	0/0	0/0	0	6
Bennett	1	0	0	1	0/0	0/0	0	6
Browner	1	0	0	1	0/0	0/0	0	6
James	1	0	1	0	0/0	0/0	0	6
Seale	1	0	0	1	0/0	0/0	0	6
Chargers	27	11	11	5	27/27	14/20	0	231
Opponents	38	15	22	1	36/37	22/36	1	332

2-Pt. Conversions: Chargers 0-0, Opponents 0-0

Sacks: Williams 11.0, O'Neal 4.0, Campbell 3.0, Hinkle 3.0, Keys 3.0, Browner 2.5, Phillips 2.0, Bayless 1.0, Glenn 1.0, P. Miller 1.0, Patterson 1.0, Smith 1.0, Wilson 0.5, Chargers 34.0, Opponents 31.0

Rushing	No.	Yds.	Avg.	Long	TD
Anderson	225	1119	5.0	36	3
Spencer	44	215	4.9	24	0
Malone	37	169	4.6	36t	4
Adams	38	149	3.9	14	1
Laufenberg	31	120	3.9	23	0
James	23	105	4.6	23	0
Early	7	43	6.0	37	0
A. Miller	7	65	9.4	20	0
Redden	19	30	1.6	5t	3
Holland	3	19	6.3	10	0
Bernstine	2	7	3.5	5	0
Vislic	2	0	0.0	0	0
Chargers	438	2041	4.7	37	11
Opponents	521	2133	4.1	37t	15

Receiving	No.	Yds.	Avg.	Long	TD
Holland	39	536	13.7	45	1
A. Miller	36	526	14.6	49	3
James	36	279	7.8	31	1
Anderson	32	182	5.7	20	0
Early	29	375	12.9	38t	4
Bernstine	29	340	11.7	59	0
Flutie	18	208	11.6	28	2
Cox	18	144	8.0	20	0
Jones	1	11	11.0	11	0
Spencer	1	14	14.0	14	0
Redden	1	11	11.0	11	0
Sievers	1	2	2.0	2	0
Chargers	241	2628	10.9	59	11
Opponents	274	3525	12.9	96t	22

Interceptions	No.	Yds.	Avg.	Long	TD
Byrd	7	82	11.7	42	0
Browner	2	65	32.5	55t	1
Coleman	2	0	0.0	0	0
Bennett	1	21	21.0	21	0
Smith	1	9	9.0	9	0
Faucette	1	2	2.0	2	0
Glenn	1	0	0.0	0	0
Patterson	1	0	0.0	0	0
Chargers	16	179	11.2	55t	1
Opponents	20	307	15.4	44	0

Punting	No.	Yds.	Avg.	Net	TB	I-20	Lg.	B
Mojisejenko	85	3745	44.1	34.5	11	22	62	1
Chargers	86	3745	43.5	34.5	11	22	62	1
Opponents	71	2792	39.3	32.9	7	16	65	1

Punt Returns	Ret.	FC	Yds.	Avg.	Lg.	TD
James	28	11	278	9.9	24	0
Flutie	7	5	36	5.1	10	0
Chargers	35	16	314	9.0	24	0
Opponents	56	5	558	10.0	36	0

Kickoff Returns	Ret.	Yds.	Avg.	Long	TD
Holland	31	810	26.1	94t	1
A. Miller	25	648	25.9	93t	1
Adams	1	13	13.0	13	0
Flutie	1	10	10.0	10	0
Jones	1	13	13.0	13	0
Spencer	1	16	16.0	16	0
Chargers	60	1510	25.2	94t	2
Opponents	47	1055	22.4	97t	1

Field Goals	1-19	20-29	30-39	40-49	50+
Abbott	0/0	3/3	2/4	3/5	0/0
DeLine	0/0	3/3	1/1	2/4	0/0
Chargers	0/0	6/6	3/5	5/9	0/0
Opponents	0/0	8/9	7/10	5/14	2/3

Abbott (23G,33G) (20G) (48G,30N) (47G) (34B) (35G) ( ) ( ) (49N) (40G) (23G,43N) ( ) ( ) ( ) ( )  
DeLine ( ) ( ) ( ) ( ) ( ) ( ) ( ) ( ) ( ) ( ) ( ) (38G) (23G) (26G,41N) (24G,42G) (45G,45N)

Defensive Tackles (solo-ast-total-pd-ff-rb): Plummer 97-21-118-4-1-0, Glenn 73-17-90-9-1-2, Byrd 55-17-72-15-1-0, Williams 61-10-71-10-2-1, Faucette 43-19-62-3-0-1, Browner 47-12-59-5-0-1, Smith 39-11-50-1-1-0, Patterson 41-3-44-9-1-1, Phillips 33-8-41-1-0-0, Charles 34-6-40-0-1-1, Bennett 35-2-37-9-0-0, Seale 31-5-36-7-1-2, Figaro 24-11-35-1-0-0, Coleman 24-8-32-2-1-1, Bayless 28-3-31-1-1-0, O'Neal 22-6-28-2-1-0, Keys 22-4-26-1-0-1, Miller 19-2-21-3-0-0, Wilson 11-6-17-1-0-0, Campbell 14-1-15-0-0-0, Hinkle 10-6-10-1-0-0, Jackson 6-4-10-0-0-0, Miller 6-2-8-0-0-0, Brandon 4-2-6-1-0-1, Kirk 1-0-1-0-0-1

Passing	Att.	Comp.	Yds.	Comp.%	Yds./Att.	TD	TD%	Int.	Int.%	Long	Sack/Lost	Rating
Malone	272	147	1580	54.0%	5.81	6	2.2%	13	4.8%	59	9/45	58.8
Laufenberg	144	69	778	47.9%	5.40	4	2.8%	5	3.5%	47t	18/155	59.3
Vislic	52	25	270	48.1%	5.19	1	1.9%	2	3.8%	57	3/32	54.2
James	0	0	0	-	0	0	0	0	-	0	1/8	-
Chargers	468	241	2628	51.5%	5.62	11	2.4%	20	4.3%	59	31/240	58.4
Opponents	517	274	3525	53.0%	6.82	22	4.3%	16	3.1%	96t	34/240	75.9





# 1986 FINAL STATISTICS

(4-12 Overall) Fifth AFC West - Don Coryell (1-7); Al Saunders (3-5)  
Home (2-6); Away (2-6)

Date	W/L	Score	Opponent	Att.
09/07	W	50-28	Miami †	57,726
09/14	L	7-20	at New York Giants	74,921
09/21	L	27-30	Washington	57,853
09/28	L	13-17	at L.A. Raiders	63,153
10/06	L	7-33	at Seattle	63,207
10/12	L	14-31	Denver †	55,662
10/19	L	41-42	at Kansas City	55,767
10/26	L	7-23	at Philadelphia	41,469
11/02	L	23-24	Kansas City	48,518
11/09	W	9-3	at Denver	75,012
11/16	L	21-24	Dallas †	55,622
11/20	L	31-37 OT	L.A. Raiders †	56,031
11/30	W	17-3	at Indianapolis	47,950
12/07	W	27-0	Houston	40,103
12/14	L	24-34	Seattle	47,096
12/21	L	17-47	at Cleveland	68,505

Team Statistics	Chargers	Opponents
TOTAL FIRST DOWNS	334	308
Rushing	98	104
Passing	212	182
Penalty	24	22
Third Down: Made/Att.	98/231	95/221
Third Down Pct.	42.4	43.0
Fourth Down: Made/Att.	6/13	1/5
Fourth Down Pct.	46.2	20.0
TOTAL NET YARDS	5356	5366
Avg. Per Game	334.8	335.4
Total Plays	1107	1046
Avg. Per Play	4.8	5.1
NET YARDS RUSHING	1576	1678
Avg. Per Game	98.5	104.9
Total Rushes	471	475
NET YARDS PASSING	3780	3688
Avg. Per Game	236.3	230.5
Sacked/Yards Lost	32/265	62/440
Good Yards	4045	4128
Attempts/Completions	604/339	509/288
Completion Pct.	.561	.566
Had Intercepted	33	15
PUNTS/AVERAGE	79/40.4	81/40.8
NET PUNTING AVG.	32.9	34.9
PENALTIES/YARDS	119/977	108/918
FUMBLES/BALL LOST	29/16	42/22
TOUCHDOWNS	41	47
Rushing	19	14
Passing	21	27
Returns	1	6
TIME OF POSSESSION	30:32	29:28

Score by Quarters	Q1	Q2	Q3	Q4	OT	PTS.
Chargers	73	125	48	89	0	335
Opponents	64	98	101	127	6	396

Scoring	TD	RU	PA	RT	PAT	FG	S	PTS.
Benschke	0	0	0	0	39/41	16/25	0	87
Anderson	9	1	8	0	0/0	0/0	0	54
McGee	7	7	0	0	0/0	0/0	0	42
Spencer	6	6	0	0	0/0	0/0	0	36
Winslow	5	0	5	0	0/0	0/0	0	30
Adams	4	4	0	0	0/0	0/0	0	24
Chandler	4	0	4	0	0/0	0/0	0	24
Joiner	2	0	2	0	0/0	0/0	0	12
Flick	1	1	0	0	0/0	0/0	0	6
Holohan	1	0	1	0	0/0	0/0	0	6
Johnson	1	0	1	0	0/0	0/0	0	6
O'Neal	1	0	0	1	0/0	0/0	0	6
Chargers	41	19	21	1	39/41	16/25	1	335
Opponents	47	14	27	6	45/46	23/31	0	396

2-Pt. Conversions: Chargers 0-0, Opponents 0-0

Sacks: Lee Williams 15.0, O'Neal 12.5, Smith 11.0, Hardison 6.5, Wilson 5.5, Benson 5.0, Ehin 2.5, Plummer 2.5, Robinson 1.0, Unrein 0.5, **Chargers 62.0**, Opponents 32.0

Rushing	No.	Yds.	Avg.	Long	TD
Anderson	127	442	3.5	17	1
Adams	118	366	3.1	22	4
Spencer	99	350	3.5	23	6
James	51	224	4.4	24	0
McGee	63	187	3.0	20	7
Herrmann	2	6	3.0	6	0
Flick	6	5	0.8	7	1
Mathison	1	-1	-1.0	-1	0
Fouts	4	-3	-0.7	0	0
<b>Chargers</b>	<b>471</b>	<b>1576</b>	<b>3.3</b>	<b>24</b>	<b>19</b>
Opponents	475	1678	3.5	28t	14

Receiving	No.	Yds.	Avg.	Long	TD
Anderson	80	871	10.9	65t	8
Winslow	64	728	11.4	28t	5
Chandler	56	874	15.6	40	4
Joiner	34	440	12.9	33	2
Johnson	30	399	13.3	30	1
Holohan	29	356	12.3	34	1
James	23	173	7.5	18	0
McGee	10	105	10.5	18	0
Spencer	6	48	8.0	15	0
Adams	4	26	6.5	10	0
Sievers	2	14	7.0	9	0
Ware	1	11	11.0	11	0
<b>Chargers</b>	<b>339</b>	<b>4045</b>	<b>11.9</b>	<b>65t</b>	<b>21</b>
Opponents	288	4128	41.3	72t	27

Interceptions	No.	Yds.	Avg.	Long	TD
Byrd	5	45	9.0	18	0
Dale	4	153	38.3	50	0
Glenn	2	31	15.5	31	0
O'Neal	2	22	11.0	17	1
Brown	1	23	23.0	23	0
Taylor	1	0	0.0	0	0
<b>Chargers</b>	<b>15</b>	<b>274</b>	<b>18.3</b>	<b>50</b>	<b>1</b>
Opponents	33	421	12.8	80	2

Punting	No.	Yds.	Avg.	Net	TB	I-20	Lg.	B
Mojisejenko	72	3026	42.0	32.9	11	15	62	2
Chandler	5	167	33.4	33.0	0	0	38	0
<b>Chargers</b>	<b>79</b>	<b>3193</b>	<b>40.4</b>	<b>32.9</b>	<b>11</b>	<b>15</b>	<b>62</b>	<b>2</b>
Opponents	81	3304	40.8	34.9	7	15	59	0

Punt Returns	Ret.	FC	Yds.	Avg.	Lg.	TD
Anderson	25	10	227	9.1	50	0
James	9	6	94	10.4	21	0
Chandler	3	0	13	4.3	10	0
<b>Chargers</b>	<b>37</b>	<b>16</b>	<b>334</b>	<b>9.0</b>	<b>30</b>	<b>0</b>
Opponents	43	5	370	8.6	48	1

Kickoff Returns	Ret.	Yds.	Avg.	Long	TD
Anderson	24	482	20.1	35	0
James	18	315	17.5	31	0
Adams	5	100	20.0	25	0
Spencer	5	81	16.2	21	0
Wyatt	5	74	14.8	23	0
Johnson	3	48	16.0	21	0
Winslow	2	11	5.5	8	0
Chandler	1	11	11.0	11	0
McGee	1	15	15.0	15	0
Plummer	1	0	0.0	0	0
<b>Chargers</b>	<b>65</b>	<b>1137</b>	<b>17.5</b>	<b>35</b>	<b>0</b>
Opponents	60	1088	18.1	46	0

Field Goals	1-19	20-29	30-39	40-49	50+
Benschke	1/1	6/9	5/8	3/5	1/2
<b>Chargers</b>	<b>1/1</b>	<b>6/9</b>	<b>5/8</b>	<b>3/5</b>	<b>1/2</b>
Opponents	1/1	11/13	8/9	1/6	2/2

Benschke (26G,36G,36G) ( ) (50G,31G) ( ) (30N) ( ) (30G,35N,21G) ( ) (31B) (25G,48G,26N,21G) (55N,44N) (47G) (19G,26B,43N) (20G,35G) (23G) (40G,23N)

Defensive Tackles (solo-est-total-pd-ff-fr): Smith 83-27-110-6-4-1, Dale 85-16-101-6-2-0, Plummer 78-20-98-3-1-1, Benson 65-35-90-5-3-1, O'Neal 61-21-82-6-3-1, Williams 57-16-73-6-0-1, Byrd 50-9-59-5-1-0, Lowe 43-12-55-0-1-2, Ehin 30-16-46-0-0-1, Brown 41-2-43-5-1-2, Taylor 33-6-39-12-0-1, Glenn 29-4-33-5-0-2, Davis 27-5-32-8-0-0, Allert 20-12-32-0-0-0, Robinson 20-9-29-3-2-1, Wyatt 19-6-25-1-0-0, Unrein 15-9-24-0-0-0, Hardison 17-6-23-0-1-1, Wilson 19-2-21-1-0-0, Hunter 17-4-21-5-0-0, Sullivan 16-5-21-1-0-0, Nelson 6-2-8-0-0-1, Winter 5-1-6-0-0-0

Passing	Att.	Comp.	Yds.	Comp.%	Yds./Att.	TD	TD%	Int.	Int.%	Long	Sack/Lost	Rating
Fouts	430	252	3031	58.6%	7.05	16	3.7%	22	5.1%	65t	21/173	71.4
Herrmann	97	51	627	52.6%	6.46	2	2.1%	3	3.1%	28	5/43	66.8
Flick	73	33	361	45.2%	4.95	2	2.7%	8	11.0%	26	6/49	29.9
Holohan	2	1	21	50.0%	10.50	0	0.0%	0	0.0%	21	0/0	87.5
Anderson	1	1	4	100.0%	4.00	1	100.0%	0	0.0%	4t	0/0	122.9
McGee	1	1	1	100.0%	1.00	0	0.0%	0	0.0%	1	0/0	79.2
<b>Chargers</b>	<b>604</b>	<b>339</b>	<b>4045</b>	<b>56.1%</b>	<b>6.70</b>	<b>21</b>	<b>3.5%</b>	<b>33</b>	<b>5.5%</b>	<b>65t</b>	<b>32/265</b>	<b>65.6</b>
Opponents	509	288	4128	56.6%	8.11	27	5.3%	15	2.9%	72t	62/440	88.4

# 1985 FINAL STATISTICS

(8-8 Overall) Fourth AFC West - Don Coryell  
Home (6-2); Away (2-6)

Date	W/L	Score	Opponent	Att.
09/08	W	14-9	at Buffalo	67,597
09/15	L	35-49	Seattle	54,420
09/22	W	44-41	at Cincinnati	52,270
09/29	L	7-21	Cleveland	52,107
10/06	L	21-26	at Seattle	61,300
10/13	W	31-20	Kansas City	50,067
10/20	L	17-21	at Minnesota	61,670
10/28	L	21-34	at L.A. Raiders	69,297
11/03	W	30-10	Denver †	57,312
11/10	W	40-34 OT	L.A. Raiders †	58,566
11/17	L	24-30 OT	at Denver	74,376
11/24	L	35-37	at Houston	34,336
12/01	W	40-7	Buffalo	45,487
12/08	W	54-44	Pittsburgh †	52,098
12/15	W	20-14	Philadelphia	45,569
12/22	L	34-38	at Kansas City	18,178

Team Statistics	Chargers	Opponents
TOTAL FIRST DOWNS	380	364
Rushing	92	122
Passing	259	218
Penalty	29	24
Third Down: Made/Att.	86/208	89/209
Third Down Pct.	.413	.426
Fourth Down: Made/Att.	6/10	8/12
Fourth Down Pct.	.600	.667
TOTAL NET YARDS	6335	6265
Avg. Per Game	408.4	391.6
Total Plays	1111	1105
Avg. Per Play	5.9	5.7
NET YARDS RUSHING	1665	1972
Avg. Per Game	104.1	123.3
Total Rushes	440	470
NET YARDS PASSING	4870	4293
Avg. Per Game	304.4	268.3
Sacked/Yards Lost	39/305	40/304
Gross Yards	5175	4597
Attempts/Completions	632/386	595/357
Completion Pct.	.611	.600
Had Intercepted	30	26
PUNTS/AVERAGE	68/42.4	70/38.8
NET PUNTING AVG.	35.7	33.5
PENALTIES/YARDS	100/937	86/703
FUMBLES/BALL LOST	44/19	37/16
TOUCHDOWNS	60	55
Rushing	20	25
Passing	37	28
Returns	3	2
TIME OF POSSESSION	29:21	30:39

Score by Quarters	Q1	Q2	Q3	Q4	OT	PTS.
Chargers	86	134	96	145	6	467
Opponents	82	124	114	109	6	435

Scoring	TD	RU	PA	RT	PAT	FG	S	PTS.
Thomas	0	0	0	0	51/55	18/28	0	105
Chandler	10	0	10	0	0/0	0/0	0	60
Spencer	10	10	0	0	0/0	0/0	0	60
James	8	2	6	0	0/0	0/0	0	48
Anderson	7	4	2	1	0/0	0/0	0	42
Joiner	7	0	7	0	0/0	0/0	0	42
Sievers	6	0	6	0	0/0	0/0	0	36
Holohan	3	0	3	0	0/0	0/0	0	18
McGee	3	3	0	0	0/0	0/0	0	18
Bendross	2	0	2	0	0/0	0/0	0	12
Adams	1	1	0	0	0/0	0/0	0	6
Dale	1	0	0	1	0/0	0/0	0	6
Hendy	1	0	0	1	0/0	0/0	0	6
Johnson	1	0	1	0	0/0	0/0	0	6
Benirschke	0	0	0	0	2/2	0/0	0	2
Chargers	60	20	37	3	53/57	18/28	0	467
Opponents	55	25	28	2	51/53	18/30	0	435

2-Pt. Conversions: Chargers 0-0, Opponents 0-0

Sacks: Williams 9.0, Robinson 7.0, L. King 6.0, Lowe 5.5, Wilson 3.0, Bradley 2.0, Garnett 1.0, B. Smith 2.0, Ehin 1.5, Davis 1.0, Ferguson 1.0, Green 1.0, Chargers 40.0, Opponents 39.0

Rushing	No.	Yds.	Avg.	Long	TD
James	105	516	4.9	56t	2
Spencer	124	478	3.9	24	10
Anderson	116	429	3.7	27	4
McGee	42	181	4.3	44	3
Adams	16	49	3.1	14	1
Steels	6	12	2.0	5	0
Chandler	1	9	9.0	9	0
Mojsiejenko	1	0	0.0	0	0
Fouts	1	-1	-0.1	7	0
Herrmann	18	-8	-0.4	11	0
Chargers	440	1665	3.8	56t	20
Opponents	470	1972	4.2	61	25

Receiving	No.	Yds.	Avg.	Long	TD
James	86	1027	11.9	67t	6
Chandler	67	1199	17.9	75t	10
Joiner	59	932	15.8	39t	7
Holohan	42	458	10.9	23	3
Sievers	41	438	10.7	30t	6
Anderson	35	422	12.1	52t	2
Winslow	25	318	12.7	26	0
Bendross	11	156	14.2	54t	2
Spencer	11	135	12.3	43	0
Johnson	4	51	12.8	20t	1
McGee	3	15	5.0	7	0
Adams	1	12	12.0	12	0
Faulkner	1	12	12.0	12	0
Chargers	386	5175	13.4	75t	37
Opponents	357	4597	12.9	84t	28

Interceptions	No.	Yds.	Avg.	Long	TD
Walters	5	71	14.2	30	0
Hendy	4	139	34.8	75t	1
Lowe	3	6	2.0	4	0
Dale	2	83	41.5	47t	1
Bradley	2	36	18.0	18	0
Davis	2	29	14.5	28	0
Green	2	17	8.5	12	0
L. King	2	8	4.0	5	0
McPherson	1	30	30.0	30	0
Byrd	1	25	25.0	25	0
Williams	1	17	17.0	17	0
B. Smith	1	0	0.0	0	0
Chargers	26	461	17.7	75t	2
Opponents	30	268	8.9	27	0

Punting	No.	Yds.	Avg.	Net	B	I-20	Lg.	B
Mojsiejenko	68	2881	42.4	35.7	9	15	67	0
Chargers	68	2881	42.4	35.7	9	15	67	0
Opponents	70	2717	38.8	33.5	8	21	61	1

Punt Returns	Ret.	FC	Yds.	Avg.	Lg.	TD
James	25	8	213	8.5	24	0
McPherson	0	2	0	-	-	0
Steels	0	1	0	-	-	0
Chargers	25	11	213	8.5	24	0
Opponents	36	1	274	7.6	20	0

Kickoff Returns	Ret.	Yds.	Avg.	Long	TD
James	36	779	21.6	46t	1
Anderson	13	302	23.2	98	0
Steels	10	223	22.3	54	0
McGee	7	135	19.3	33	0
Adams	2	50	25.0	26	0
Bendross	2	2	1.0	2	0
Holohan	1	0	0.0	0	0
Sievers	1	3	3.0	3	0
Chargers	71	1494	21.0	98t	1
Opponents	68	1363	20.0	51	0

Field Goals	1-19	20-29	30-39	40-49	50+
Thomas	1/1	8/8	6/10	3/7	0/2
Chargers	1/1	8/8	6/10	3/7	0/2
Opponents	0/0	5/6	6/10	5/9	2/5

Thomas ( ) (2IG) (20G,28G,52N,34G) (3IN) ( ) (30G) (42G) (50N) (36G,35G,18G) (34G,23G,30N,35N) (40B,47B,41N,36G) (47N) (24G,28G) ( ) (45G,46G) (24G,26G,32N)

Defensive Tackles (solo-ast-total-pd-ff-fr): Smith 99-32-131-7-2-3, Green 79-25-104-6-2, Byrd 84-16-100-4-2-1, King 68-16-84-3-6-0, Dale 67-10-77-8-1-0, Lowe 50-12-62-1-1-0, Hendy 44-13-57-4-0-1, Walters 51-55-9-0-1, Ehin 39-14-53-3-0-1, Williams 40-9-49-6-1-1, Bradley 32-3-35-7-0-2, Nelson 26-8-34-0-1-0, Wilson 23-7-30-2-1-1, Robinson 19-21-40-0-1, O'Barnd 12-8-20-2-0-0, Osby 8-3-11-1-0-0

Passing	Att.	Comp.	Yds.	Comp.%	Yds./Att.	TD	TD%	Int.	Int.%	Long	Sack/Lost	Rating
Fouts	430	254	3638	59.1%	8.46	27	6.3%	20	4.7%	75t	18/135	88.1
Herrmann	201	132	1537	65.7%	7.65	10	5.0%	10	5.0%	59	19/157	84.5
Holohan	1	0	0	0.0%	0.00	0	0.0%	0	0.0%	0	1/8	39.6
Anderson	0	0	0	-	-	0	-	0	-	0	1/5	-
Chargers	632	386	5175	61.1%	8.19	37	5.9%	30	4.7%	75t	39/305	86.8
Opponents	595	357	4597	60.0%	7.73	28	4.7%	26	4.4%	84t	40/304	81.8

# 1984 FINAL STATISTICS

(7-9 Overall) Fifth AFC West - Don Coryell  
Home (4-4); Away (3-5)

Date	W/L	Score	Opponent	Att.
09/02	W	42-13	at Minnesota	57,276
09/09	L	17-31	at Seattle	61,314
09/16	W	31-14	Houston †	52,266
09/24	L	30-33	at L.A. Raiders	76,131
09/30	W	27-24	Detroit †	53,509
10/07	W	34-28	at Green Bay	54,045
10/14	L	13-31	at Kansas City	62,233
10/21	L	37-44	L.A. Raiders †	57,442
10/29	L	9-24	Seattle †	53,974
11/04	W	38-10	at Indianapolis	60,143
11/11	L	13-16	Denver †	53,162
11/18	W	34-28 OT	Miami †	53,041
11/25	L	24-52	at Pittsburgh	55,856
12/03	W	20-7	Chicago †	45,470
12/09	L	13-16	at Denver	74,867
12/16	L	21-42	Kansas City †	40,221

Team Statistics	Chargers	Opponents
TOTAL FIRST DOWNS	374	322
Rushing	106	109
Passing	240	189
Penalty	28	24
Third Down: Made/Att.	115/244	83/197
Third Down Pct.	.471	.421
Fourth Down: Made/Att.	9/21	9/10
Fourth Down Pct.	.429	.900
TOTAL NET YARDS	4297	5936
Avg. Per Game	393.6	371.0
Total Plays	1154	1021
Avg. Per Play	5.5	5.8
NET YARDS RUSHING	1654	1851
Avg. Per Game	103.4	115.7
Total Rushes	456	457
NET YARDS PASSING	4643	4085
Avg. Per Game	290.2	255.3
Sacked/Yards Lost	36/285	33/218
Gross Yards	4928	4303
Attempts/Completions	662/401	531/323
Completion Pct.	.608	.608
Had Intercepted	21	19
PUNTS/AVERAGE	66/42.0	73/39.6
NET PUNTING YARDS	35.1	34.8
PENALTIES/YARDS	112/1023	108/905
FUMBLES/BALL LOST	35/17	34/17
TOUCHDOWNS	48	51
Rushing	18	23
Passing	25	27
Returns	5	1
TIME OF POSSESSION	31:43	28:17

Score by Quarters	Q1	Q2	Q3	Q4	OT	PTS.
Chargers	96	100	62	130	6	394
Opponents	60	127	135	91	0	413

Scoring	TD	RU	PA	RT	PAT	FG	S	PTS.
Benirschke	0	0	0	0	41/41	17/26	0	92
Jackson	9	8	1	0	0/0	0/0	0	54
Chandler	6	0	6	0	0/0	0/0	0	36
Joiner	6	0	6	0	0/0	0/0	0	36
McGee	6	4	2	0	0/0	0/0	0	36
Duckworth	4	4	0	0	0/0	0/0	0	24
P. Johnson	3	3	0	0	0/0	0/0	0	18
Sievers	3	0	3	0	0/0	0/0	0	18
Ricardo	0	0	0	0	5/6	3/3	0	14
Byrd	2	0	2	0	0/0	0/0	0	12
Thomas	2	2	0	0	0/0	0/0	0	12
Winslow	2	0	2	0	0/0	0/0	0	12
Holohan	1	0	1	0	0/0	0/0	0	6
James	1	0	0	1	0/0	0/0	0	6
Low	1	0	0	1	0/0	0/0	0	6
Morris	1	1	0	0	0/0	0/0	0	6
L. Williams	1	0	1	0	0/0	0/0	0	6
Chargers	48	18	25	5	46/47	20/29	0	394
Opponents	51	23	27	1	50/50	19/25	0	413

2-Pt. Conversions: Chargers 0-0, Opponents 0-0

Sacks: Ferguson 8.0, Robinson 4.5, King 4.0, Lowe 3.0, B. Smith 3.0, Ehin 2.0, Elko 1.5, Ackerman 1.0, Fox 1.0, Green 1.0, Greene 1.0, L. Williams 1.0, Young 1.0, **Chargers 33.0**, Opponents 36.0

Passing	Att.	Comp.	Yds.	Comp. %	Yds./Att.	TD	TD %	Int.	Int. %	Long	Sack/Lost	Rating
Fouts	507	317	3740	62.5%	7.38	19	3.7%	17	3.4%	61t	29/228	83.4
Holohan	151	83	1163	55.0%	7.70	5	3.3%	3	2.0%	77/57	7/57	82.7
Luther	2	1	25	50.0%	12.50	1	50.0%	0	0.0%	28t	0/0	135.4
James	2	0	0	0.0%	0.00	0	0.0%	1	50.0%	0	0/0	0.0
Chargers	662	401	4928	60.6%	1.44	25	3.8%	21	3.2%	88t	36/285	82.9
Opponents	531	323	4303	60.8%	8.10	27	5.1%	19	3.6%	75t	33/218	88.6

Rushing	No.	Yds.	Avg.	Long	TD
Jackson	296	1179	4.0	32t	8
McGee	67	226	3.4	30	4
James	25	115	4.6	20	0
Muncie	14	51	3.6	11	0
P. Johnson	19	46	2.4	7	3
Thomas	14	43	3.1	9	2
Morris	5	12	2.4	5	1
Luther	4	11	2.8	7	0
Fouts	12	-29	-2.4	3	0
Chargers	456	1654	3.6	32t	18
Opponents	457	1851	4.1	81	23

Receiving	No.	Yds.	Avg.	Long	TD
Joiner	61	793	13.0	41	6
Holohan	56	734	13.1	51	1
Winslow	55	663	12.1	33	2
Chandler	52	708	13.6	63t	6
Sievers	41	438	10.7	32	3
Jackson	39	222	5.7	21	1
Duckworth	25	715	28.6	88t	4
James	23	206	9.0	31	0
Bendross	16	213	13.3	29	0
Egloff	11	92	8.4	17	0
McGee	9	76	8.4	43	2
Morris	5	20	4.0	9	0
Muncie	4	38	9.5	20	0
P. Johnson	2	7	3.5	7	0
Gissingner	1	3	3.0	3	0
Fouts	1	0	0.0	0	0
Chargers	401	4928	12.3	88t	25
Opponents	323	4303	13.3	75t	27

Interceptions	No.	Yds.	Avg.	Long	TD
Byrd	4	157	39.3	99t	2
Low	3	61	20.3	32t	1
B. Smith	3	41	13.7	21	0
King	2	52	26.0	37	0
Turner	2	43	21.5	43	0
Young	2	31	15.5	31	0
L. Williams	1	66	66.0	66t	1
Fox	1	36	36.0	36	0
Gregor	1	12	12.0	12	0
Chargers	19	499	26.3	99t	4
Opponents	21	180	8.6	31	0

Punting	No.	Yds.	Avg.	Net	TB	I-20	Lg.	B
Buford	66	2773	42.0	35.1	3	11	60	0
Chargers	66	2773	42.0	35.1	3	11	60	0
Opponents	73	2890	39.6	34.8	7	25	63	0

Punt Returns	Ret.	FC	Yds.	Avg.	Lg.	TD
James	30	9	208	6.9	58t	1
Bird	1	0	4	4.0	4	0
Henderson	1	2	0	0.0	0	0
L. Smith	1	0	0	0.0	0	0
Chandler	0	1	0	-	-	0
Chargers	33	12	212	6.4	58t	1
Opponents	43	5	399	9.3	27	0

Kickoff Returns	Ret.	Yds.	Avg.	Long	TD
James	43	959	22.3	55	0
McGee	14	315	22.5	35	0
Bird	2	15	7.5	15	0
Egloff	2	20	10.0	11	0
Gofourth	1	0	0.0	0	0
Jackson	1	10	10.0	10	0
Chargers	63	1319	20.9	55	0
Opponents	72	1437	20.0	44	0

Field Goals	1-19	20-29	30-39	40-49	50+
Benirschke	1/1	4/6	3/4	8/11	1/4
Ricardo	0/0	1/1	1/1	1/1	0/0
Chargers	1/1	5/7	4/5	9/12	1/4
Opponents	0/0	2/2	5/9	8/9	4/5
Benirschke (28B) (43G) (23G) (51G,33G,48G) (86G,41G) (31G,25N,58N,39G) ( ) ( ) (23G) (49G,46N,43G) (46N) (29G,49N) (48G,27G,52N) (42G,41G,53N) (39N)					

Defensive Tackles (solo-ast-total-pd-ff-fr): Green 106-29-135-4-1-1, Smith 88-27-115-3-0-3, King 75-17-92-9-1, Byrd 47-7-54-13-0-0, Lowe 39-15-54-3-1-0, Ferguson 40-10-50-2-2-1, Fox 40-6-46-6-0-1, Greene 33-10-43-1-0-2, Elko 32-11-43-2-0-0, Ehin 29-13-42-0-0-1, Young 30-9-39-8-1-1, Turner 30-6-36-4-0-1, Thrift 28-3-31-0-0-0, Henderson 24-3-27-1-0-0, Smith 23-3-26-6-0-0, Osby 20-2-22-0-0-0, Gregor 16-5-21-0-0-0, McPherson 12-7-19-4-0-1, Walters 13-4-17-3-0-0, Robinson 12-5-17-1-0-2, Preson 11-6-17-0-1-1, Williams 11-3-14-0-0-1, Bradley 9-5-14-2-0-0, Ackerman 7-3-10-0-0-0

# 1983 FINAL STATISTICS

(6-10 Overall) Fourth AFC West - Don Coryell  
Home (4-4); Away (2-6)

Date	W/L	Score	Opponent	Att.
09/04	L	29-41	New York Jets †	51,004
09/12	W	17-14	at Kansas City	62,150
09/18	L	31-34	at Seattle	61,714
09/25	L	24-30 OT	Cleveland †	49,482
10/02	W	41-34	at New York Giants	73,892
10/09	W	28-21	Seattle †	49,132
10/16	L	21-37	at New England	59,016
10/23	L	6-14	at Denver	74,581
10/31	L	24-27	Washington †	46,114
11/06	L	3-26	at Pittsburgh	58,191
11/13	W	24-23	Dallas †	46,192
11/20	L	14-44	at St. Louis	40,644
11/27	W	31-7	Denver †	43,650
12/01	L	10-42	L.A. Raiders †	47,760
12/11	W	41-38	Kansas City †	35,510
12/18	L	14-30	at L.A. Raiders	57,325

Team Statistics	Chargers	Opponents
TOTAL FIRST DOWNS	361	347
Rushing	106	137
Passing	230	187
Penalty	25	23
Third Down: Made/Att.	93/215	109/231
Third Down Pct.	.433	.472
Fourth Down: Made/Att.	10/21	8/15
Fourth Down Pct.	.476	.533
TOTAL NET YARDS	6197	5955
Avg. Per Game	387.3	372.2
Total Plays	1086	1127
Avg. Per Play	5.7	5.3
NET YARDS RUSHING	1536	2173
Avg. Per Game	96.0	135.8
Total Rushes	423	552
NET YARDS PASSING	4661	3782
Avg. Per Game	291.3	236.4
Sacked/Yards Lost	28/230	31/269
Gross Yards	4891	4051
Attempts/Completions	635/369	544/330
Completion Pct.	.581	.607
Had Intercepted	33	16
PUNTS/AVERAGE	63/43.9	70/39.7
NET PUNTING AVG.	36.6	36.1
PENALTIES/YARDS	115/961	111/953
FUMBLES/BALL LOST	42/22	26/17
TOUCHDOWNS		
Rushing	16	26
Passing	27	28
Returns	2	3
TIME OF POSSESSION	28:04	31:56

Score by Quarters	Q1	Q2	Q3	Q4	OT	PTS.
Chargers	91	92	75	99	0	358
Opponents	83	137	95	141	6	462

Scoring	TD	RU	PA	RT	PAT	FG	S	PTS.
Benirschke	0	0	0	0	43/45	15/24	0	88
Muncie	13	12	1	0	0/0	0/0	0	78
Winslow	8	0	8	0	0/0	0/0	0	48
Chandler	5	0	5	0	0/0	0/0	0	30
Duckworth	5	0	5	0	0/0	0/0	0	30
Brooks	3	3	0	0	0/0	0/0	0	18
Joiner	3	0	3	0	0/0	0/0	0	18
Sievers	3	0	3	0	0/0	0/0	0	18
Holohan	2	0	2	0	0/0	0/0	0	12
Fouts	1	1	0	0	0/0	0/0	0	6
Nelson	1	0	0	1	0/0	0/0	0	6
Young	1	0	0	1	0/0	0/0	0	6
Chargers	45	16	27	2	43/45	15/24	0	358
Opponents	57	26	28	3	54/56	22/29	0	462

2-Pt. Conversions: Chargers 0-0, Opponents 0-0

Sacks: King 8.0, Ferguson 5.0, Lowe 4.5, Johnson 3.0, B. Smith 3.0, Ackerman 1.5, Green 1.0, Henderson 1.0, McPherson 1.0, Young 1.0, Bradley 0.5, Elko 0.5, Chargers 31.0, Opponents 28.0

Rushing	No.	Yds.	Avg.	Long	TD
Muncie	235	886	3.8	34t	12
Brooks	127	516	4.1	61	3
S. Smith	24	91	3.8	20	0
Jackson	11	39	3.5	6	0
Chandler	2	25	12.5	23	0
Cappelletti	1	5	5.0	5	0
Mathison	1	0	0.0	0	0
Fouts	12	-5	-0.4	3	1
Sievers	1	-7	-7.0	-7	0
Luther	9	-14	-1.6	8	0
Chargers	423	1536	3.6	61	16
Opponents	552	2173	3.9	49t	26

Receiving	No.	Yds.	Avg.	Long	TD
Winslow	88	1172	13.3	46	8
Joiner	65	960	14.8	33t	3
Chandler	58	845	14.6	44t	5
Muncie	42	396	9.4	27	1
Sievers	33	452	13.7	28	3
Brooks	25	215	8.6	36	0
Holohan	23	272	11.8	35	2
Duckworth	20	422	21.1	59t	5
S. Smith	6	51	8.5	21	0
Jackson	5	42	8.4	10	0
Carr	2	36	18.0	23	0
Scales	2	28	14.0	14	0
Chargers	369	4891	13.3	59t	27
Opponents	330	4051	12.3	71t	28

Interceptions	No.	Yds.	Avg.	Long	TD
Walters	7	55	7.9	33	0
Young	2	49	24.5	40t	1
Fox	2	14	7.0	14	0
King	1	19	19.0	19	0
Preston	1	13	13.0	13	0
Green	1	3	3.0	3	0
Byrd	1	0	0.0	0	0
McPherson	1	0	0.0	0	0
Chargers	16	153	9.6	40t	1
Opponents	33	377	11.4	39	2

Punting	No.	Yds.	Avg.	Net	TB	I-20	Lg.	B
Buford	63	2763	43.9	36.6	8	13	60	0
Chargers	63	2763	43.9	36.6	8	13	60	0
Opponents	70	2780	39.7	36.1	2	27	55	1

Punt Returns	Ret.	FC	Yds.	Avg.	Lg.	TD
Brooks	18	4	137	7.6	30	0
Chandler	8	6	26	3.3	11	0
Fortune	4	0	16	4.0	9	0
Scales	2	0	34	17.0	30	0
Laird	1	0	0	0.0	0	0
Chargers	33	10	213	6.5	30	0
Opponents	35	5	299	8.5	28	0

Kickoff Returns	Ret.	Yds.	Avg.	Long	TD
Brooks	32	607	19.0	34	0
Laird	15	342	22.8	41	0
Jackson	11	201	18.3	32	0
McPherson	5	77	15.4	19	0
Jodai	3	45	15.0	18	0
Young	3	41	13.7	19	0
S. Smith	2	32	16.0	21	0
Scales	1	16	16.0	16	0
Sievers	1	6	6.0	6	0
B. Smith	1	10	10.0	10	0
Chargers	74	1377	18.6	41	0
Opponents	70	1426	20.4	64	0

Field Goals	1-19	20-29	30-39	40-49	50+
Benirschke	0/0	7/7	5/7	2/7	1/3
Chargers	0/0	7/7	5/7	2/7	1/3
Opponents	0/0	5/5	11/13	6/8	0/3

Benirschke (23G,46N) (51G,46N) (26G,46N) (37G,34N,41N,49N) (40G,37G) ( ) ( ) (29G,30G,53N) (43G) (39G,52N) (37G) ( ) (34N,20G) (24G) (27G,28G) ( )

Passing	Att.	Comp.	Yds.	Comp.%	Yds./Att.	TD	TD%	Int.	Int.%	Long	Sack/Lost	Rating
Fouts	340	215	2975	63.2%	8.75	20	5.9%	15	4.4%	59t	14/107	92.5
Luther	287	151	1875	52.6%	6.53	7	2.4%	17	5.9%	46	13/120	56.6
Mathison	5	3	41	60.0%	8.20	0	0.0%	1	20.0%	25	0/0	46.7
Buford	1	0	0	0.0%	0.00	0	0.0%	0	0.0%	0	0/0	39.6
Holohan	1	0	0	0.0%	0.00	0	0.0%	0	0.0%	0	0/0	39.6
S. Smith	1	0	0	0.0%	0.00	0	0.0%	0	0.0%	0	0/0	39.6
Chandler	0	0	0	-	-	0	-	0	-	0	0/0	-
Chargers	635	369	4891	58.1%	7.70	27	4.3%	33	5.2%	59t	28/230	75.1
Opponents	544	330	4051	60.7%	7.45	28	5.1%	16	2.9%	71t	31/269	88.6



# 1982 FINAL STATISTICS

(6-3 Overall) Second AFC West - Don Coryell  
Home (3-1); Away (3-2); Postseason (1-1)

Date	W/L	Score	Opponent	Att.
09/12	W	23-3	at Denver	73,564
09/19	L	12-19	at Kansas City	60,514
11/22	L	24-28	at L.A. Raiders	42,162
11/28	W	30-20	Denver †	47,629
12/05	W	30-13	at Cleveland	54,064
12/11	W	41-37	at San Francisco	55,988
12/20	W	50-34	Cincinnati †	51,296
12/26	W	44-26	Baltimore †	49,711
01/02	L	34-41	L.A. Raiders †	51,612
<b>AFC Wild Card Playoffs</b>				
01/09	W	31-28	at Pittsburgh	53,546
<b>AFC Divisional Playoffs</b>				
01/16	L	13-34	at Miami	71,383

Team Statistics	Chargers	Opponents
<b>TOTAL FIRST DOWNS</b>	233	196
Rushing	72	65
Passing	145	119
Penalty	16	12
Third Down: Made/Att.	53/102	39/103
Third Down Pct.	.520	.379
Fourth Down: Made/Att.	0/1	7/11
Fourth Down Pct.	.000	.636
<b>TOTAL NET YARDS</b>	4048	3253
Avg. Per Game	449.8	361.4
Total Plays	617	591
Avg. Per Play	6.6	5.5
<b>NET YARDS RUSHING</b>	1121	961
Avg. Per Game	124.6	106.8
Total Rushes	267	230
<b>NET YARDS PASSING</b>	2927	2292
Avg. Per Game	325.2	254.7
Sacked/Yards Lost	12/94	19/145
Gross Yards	3021	2437
Attempts/Completions	338/208	342/233
Completion Pct.	.615	.681
Had Intercepted	12	13
<b>PUNTS/AVERAGE</b>	23/37.7	27/44.9
NET PUNTING AVG.	31.4	34.6
<b>PENALTIES/YARDS</b>	64/530	70/612
<b>FUMBLES/BALL LOST</b>	17/8	19/12
<b>TOUCHDOWNS</b>	34	25
Rushing	15	10
Passing	19	10
Returns	0	5
<b>TIME OF POSSESSION</b>	29:18	30:42

Score by Quarters	Q1	Q2	Q3	Q4	OT	PTS.
<b>Chargers</b>	51	90	83	64	0	288
<b>Opponents</b>	30	63	71	57	0	221

Scoring	TD	RU	PA	RT	PAT	FG	S	PTS.
Benirschke	0	0	0	0	32/34	16/22	0	80
Chandler	9	0	9	0	0/0	0/0	0	54
Muncie	9	8	1	0	0/0	0/0	0	54
Brooks	6	6	0	0	0/0	0/0	0	36
Winslow	6	0	6	0	0/0	0/0	0	36
Fitzkee	1	0	1	0	0/0	0/0	0	6
Fouts	1	1	0	0	0/0	0/0	0	6
Scales	1	0	1	0	0/0	0/0	0	6
Sievers	1	0	1	0	0/0	0/0	0	6
Johnson	0	0	0	0	0/0	0/0	1	2
<b>Chargers</b>	34	15	19	0	32/34	16/22	2	288
<b>Opponents</b>	25	10	10	5	23/24	16/19	0	221

2-Pt. Conversions: **Chargers 0-0**, Opponents 0-0

Sacks: Ferguson 4.5, Johnson 4.0, Ackerman 3.0, Kelcher 2.0, Lowe 2.0, Jones 1.5, King 1.0, W. Young 1.0, **Chargers 19.0**, Opponents 12.0

Rushing	No.	Yds.	Avg.	Long	TD
Muncie	138	569	4.1	27	8
Brooks	87	430	4.9	48t	6
Cappelletti	22	82	3.7	17	0
Chandler	5	32	6.4	21	0
Fouts	9	8	0.9	9	1
Jodat	3	7	2.3	3	0
R. Bell	2	6	3.0	4	0
Luther	1	-13	-13.0	-13	0
<b>Chargers</b>	267	1121	4.2	48t	15
<b>Opponents</b>	230	961	4.2	30	10

Receiving	No.	Yds.	Avg.	Long	TD
Winslow	54	721	13.4	40	6
Chandler	49	1032	21.1	66t	9
Joiner	36	545	15.1	43	0
Muncie	25	207	8.3	39	1
Brooks	13	66	5.1	12	0
Sievers	12	173	14.4	26	1
Cappelletti	7	48	6.9	22	0
Scales	6	105	17.5	29t	1
Fitzkee	3	47	15.7	18t	1
Duckworth	2	77	38.5	55	0
Jodat	1	0	0.0	0	0
<b>Chargers</b>	208	3021	14.5	66t	19
<b>Opponents</b>	233	2437	10.5	49	10

Interceptions	No.	Yds.	Avg.	Long	TD
Fox	4	103	25.8	35	0
Thrift	2	16	8.0	9	0
Williams	2	12	6.0	6	0
A. Young	2	9	4.5	9	0
Gregor	1	6	6.0	6	0
Lowe	1	2	2.0	2	0
Allen	1	0	0.0	0	0
<b>Chargers</b>	13	148	11.4	35	0
<b>Opponents</b>	12	262	21.8	62t	3

Punting	No.	Yds.	Avg.	Net	TB	I-20	Lg.	B
Buford	21	868	41.3	31.4	3	5	71	2
<b>Chargers</b>	23	868	37.7	31.4	3	5	71	2
<b>Opponents</b>	27	1213	44.9	34.6	7	3	60	0

Punt Returns	Ret.	FC	Yds.	Avg.	Lg.	TD
Brooks	12	4	138	11.5	29	0
Chandler	0	1	0	-	0	0
<b>Chargers</b>	12	5	138	11.5	29	0
<b>Opponents</b>	7	2	86	12.3	30	0

Kickoff Returns	Ret.	Yds.	Avg.	Long	TD
Brooks	33	749	22.7	47	0
A. Young	4	45	11.3	16	0
Jodat	3	45	15.0	16	0
Bauer	2	24	12.0	15	0
R. Bell	1	10	10.0	10	0
Gissingner	1	0	0.0	0	0
Sievers	1	17	17.0	17	0
<b>Chargers</b>	45	890	19.8	47	0
<b>Opponents</b>	51	991	19.4	36	0

Field Goals	1-19	20-29	30-39	40-49	50+
Benirschke	2/2	6/7	0/1	7/7	1/5
<b>Chargers</b>	2/2	6/7	0/1	7/7	1/5
<b>Opponents</b>	2/2	4/4	4/6	5/6	1/1

Benirschke (51G,24G,40G,50N,58N) (49G) (19G,33N) (41G,18G,42G) (24G) (25G, 50N,41G) (43G,26G) (45G,53N) (27G,23G,20N)

Passing	Att.	Comp.	Yds.	Comp.%	Yds./Att.	TD	TD%	Int.	Int.%	Long	Sack/Lost	Rating
Fouts	330	204	2883	61.8%	8.74	17	5.2%	11	3.3%	44t	12/94	93.3
Luther	4	2	55	50.0%	13.75	0	0.0%	1	2.5%	55	0/0	56.3
Muncie	3	2	83	66.7%	27.67	2	66.7%	0	0.0%	66t	0/0	149.3
Winslow	1	0	0	0.0%	0.00	0	0.0%	0	0.0%	0	0/0	39.6
<b>Chargers</b>	338	208	3021	61.5%	8.94	19	5.6%	12	3.6%	66t	12/94	94.6
<b>Opponents</b>	342	233	2437	68.1%	7.13	10	2.9%	13	3.8%	49	19/145	82.5

# 1981 FINAL STATISTICS

(10-6 Overall) First AFC West - Don Coryell  
Home (5-3); Away (5-3); Postseason (1-1)

Date	W/L	Score	Opponent	Att.
09/07	W	44-14	at Cleveland	78,904
09/13	W	28-23	Detroit †	51,264
09/20	W	42-31	at Kansas City	63,866
09/27	L	24-42	at Denver	74,822
10/04	W	24-10	Seattle †	51,463
10/11	L	31-33	Minnesota †	50,708
10/18	W	43-14	at Baltimore	41,921
10/25	L	17-20 OT	at Chicago	52,906
11/01	W	22-20	Kansas City †	51,307
11/08	L	17-40	Cincinnati †	51,259
11/16	L	23-44	at Seattle	58,628
11/22	W	55-21	at Oakland	50,199
11/29	W	34-17	Denver †	51,533
12/06	L	27-28	Buffalo †	51,488
12/13	W	24-23	at Tampa Bay	67,388
12/21	W	23-10	Oakland †	52,279
<b>AFC Divisional Playoffs</b>				
01/02	W	41-38 OT	at Miami	73,735
<b>AFC Championship Game</b>				
01/10	L	7-27	at Cincinnati	46,302

Team Statistics	Chargers	Opponents
TOTAL FIRST DOWNS	379	365
Rushing	127	114
Passing	224	216
Penalty	28	35
Third Down: Made/Att.	108/221	93/220
Third Down Pct.	.489	.423
Fourth Down: Made/Att.	0/0	0/0
Fourth Down Pct.	.000	.000
TOTAL NET YARDS	6744	6136
Avg. Per Game	421.5	383.5
Total Plays	1129	1109
Avg. Per Play	6.0	5.5
NET YARDS RUSHING	2005	1825
Avg. Per Game	125.3	114.1
Total Rushes	481	491
NET YARDS PASSING	4739	4311
Avg. Per Game	296.2	269.4
Sacked/Yards Lost	19/134	47/384
Gross Yards	4873	4695
Attempts/Completions	629/368	571/313
Completion Pct.	.585	.548
Had Intercepted	18	23
PUNTS/AVERAGE	63/40.3	72/40.3
NET PUNTING AVG.	35.4	33.1
PENALTIES/YARDS	128/947	108/877
FUMBLES/BALL LOST	39/22	38/18
TOUCHDOWNS	61	48
Rushing	26	25
Passing	34	22
Returns	1	1
TIME OF POSSESSION	29:17	30:43

Score by Quarters	Q1	Q2	Q3	Q4	OT	PTS.
Chargers	101	157	95	125	0	478
Opponents	83	124	100	80	3	390

Scoring	TD	RU	PA	RT	PAT	FG	S	PTS.
Muncie	19	19	0	0	0/0	0	0	114
Benirschke	0	0	0	0	55/61	19/26	0	112
Winslow	10	0	10	0	0/0	0/0	0	60
Joiner	7	0	7	0	0/0	0/0	0	42
J. Brooks	6	3	3	0	0/0	0/0	0	36
Chandler	5	0	5	0	0/0	0/0	0	30
Cappelletti	5	4	1	0	0/0	0/0	0	30
Sievers	3	0	3	0	0/0	0/0	0	18
Smith	2	0	2	0	0/0	0/0	0	12
Bauer	1	0	1	0	0/0	0/0	0	6
Johnson	1	0	0	1	0/0	0/0	0	6
Scales	1	0	1	0	0/0	0/0	0	6
C. Williams	1	0	1	0	0/0	0/0	0	6
<b>Chargers</b>	<b>61</b>	<b>26</b>	<b>34</b>	<b>1</b>	<b>55/61</b>	<b>19/26</b>	<b>0</b>	<b>478</b>
Opponents	48	25	22	1	45/48	19/26	0	390

2-Pt. Conversions: Chargers 0-0, Opponents 0-0

Sacks: Chargers 47.0, Opponents 19.0

Passing	Att.	Comp.	Yds.	Comp.%	Yds./Att.	TD	TD%	Int.	Int.%	Long	Sack/Lost	Rating
Fouts	609	360	4802	59.1%	7.89	33	5.4%	17	2.8%	67t	19/134	90.6
Luther	15	7	68	46.7%	4.53	0	0.0%	1	6.7%	25	0/0	32.1
Chandler	2	0	0	0.0%	0.00	0	0.0%	0	0.0%	0	0/0	39.6
Winslow	2	0	0	0.0%	0.00	0	0.0%	0	0.0%	0	0/0	39.6
Muncie	1	1	3	100.0%	3.00	1	100.0%	0	0.0%	3t	0/0	118.8
<b>Chargers</b>	<b>629</b>	<b>368</b>	<b>4873</b>	<b>58.5%</b>	<b>7.75</b>	<b>34</b>	<b>5.4%</b>	<b>18</b>	<b>2.9%</b>	<b>67t</b>	<b>19/134</b>	<b>89.2</b>
Opponents	571	313	4695	54.8%	8.22	22	3.9%	23	4.0%	93t	47/384	78.1

Rushing	No.	Yds.	Avg.	Long	TD
Muncie	251	1144	4.6	73t	19
J. Brooks	109	525	4.8	28t	3
Cappelletti	68	254	3.7	30	4
Fouts	22	56	2.5	13	0
C. Williams	20	26	1.3	6	0
Bauer	2	7	3.5	4	0
Roberts	1	2	2.0	2	0
Chandler	5	-1	-0.2	9	0
Luther	3	-8	-2.7	-1	0
<b>Chargers</b>	<b>481</b>	<b>2005</b>	<b>4.2</b>	<b>73t</b>	<b>26</b>
Opponents	491	1825	3.7	28	25

Receiving	No.	Yds.	Avg.	Long	TD
Winslow	88	1075	12.2	67t	10
Joiner	70	1188	17.0	57	7
Chandler	52	857	16.5	51t	5
J. Brooks	46	329	7.2	29t	3
Muncie	43	362	8.4	32	0
Sievers	22	276	12.5	32	3
Scales	19	429	22.6	60t	1
C. Williams	12	108	9.0	15	1
Cappelletti	10	126	12.6	25	1
Smith TM	3	84	28.0	39t	2
B. Brooks	1	21	21.0	21	0
Holohan	1	14	14.0	14	0
Bauer	1	4	4.0	4t	1
<b>Chargers</b>	<b>368</b>	<b>4873</b>	<b>13.2</b>	<b>67t</b>	<b>34</b>
Opponents	313	4695	15.0	93t	22

Interceptions	No.	Yds.	Avg.	Long	TD
Buchanan	5	31	6.2	18	0
P. Shaw	3	50	16.7	23	0
Lowe	3	0	0.0	0	0
M. Williams	3	0	0.0	0	0
Edwards	2	45	22.5	39	0
Gregor	2	11	5.5	11	0
Johnson	1	41	41.0	36	1
King	1	28	28.0	28	0
Horn	1	12	12.0	12	0
Jones	1	6	6.0	6	0
Duncan	1	0	0.0	0	0
<b>Chargers</b>	<b>23</b>	<b>224</b>	<b>9.7</b>	<b>39</b>	<b>1</b>
Opponents	18	377	20.9	102t	1

Punting	No.	Yds.	Avg.	TOB	I-20	Lg.	B
Roberts	62	2540	41.0	35.4	7	16	61
<b>Chargers</b>	<b>63</b>	<b>2540</b>	<b>40.3</b>	<b>35.4</b>	<b>7</b>	<b>16</b>	<b>61</b>
Opponents	72	2900	40.3	33.1	7	20	56

Punt Returns	Ret.	FC	Yds.	Avg.	Lg.	TD
J. Brooks	22	6	290	13.2	42	0
Chandler	5	3	79	15.8	30	0
Bauer	1	0	7	7.0	7	0
Edwards	1	0	1	1.0	1	0
Phillips	1	0	0	0.0	0	0
P. Shaw	1	0	1	1.0	1	0
M. Williams	0	1	0	-	-	0
<b>Chargers</b>	<b>31</b>	<b>10</b>	<b>378</b>	<b>12.2</b>	<b>42</b>	<b>0</b>
Opponents	31	7	168	5.4	21	0

Kickoff Returns	Ret.	Yds.	Avg.	Long	TD
J. Brooks	40	949	23.7	47	0
Chandler	8	125	15.6	30	0
P. Shaw	6	103	17.2	24	0
C. Williams	4	47	11.8	23	0
Gregor	3	47	15.7	20	0
Sievers	2	4	2.0	4	0
Smith	2	32	16.0	20	0
Thompson TM	2	44	22.0	25	0
Bauer	1	14	14.0	14	0
Beaudoin	1	31	31.0	31	0
Henderson	1	26	26.0	26	0
<b>Chargers</b>	<b>70</b>	<b>1422</b>	<b>20.3</b>	<b>47</b>	<b>0</b>
Opponents	88	1528	17.4	48	0

Field Goals	1-19	20-29	30-39	40-49	50+
Benirschke	2/2	7/7	5/8	3/4	2/5
<b>Chargers</b>	<b>2/2</b>	<b>7/7</b>	<b>5/8</b>	<b>3/4</b>	<b>2/5</b>
Opponents	1/2	7/7	9/9	2/5	0/3
Benirschke (50G,43G,32G)	( )	(30N,50N)	(52G)	(47G)	(31N,39G)
(52N,18G)	(29G,19G,22G)	(37N,47G)	(32G)	( )	(41N,50N)
(29G,27G,39G)					

# 1980 FINAL STATISTICS

## (11-5 Overall) First AFC West - Don Coryell Home (6-2); Away (5-3); Postseason (1-1)

Date	W/L	Score	Opponent	Att.
09/07	W	34-13	at Seattle	62,042
09/14	W	30-24 OT	Oakland †	51,943
09/21	W	30-13	at Denver	74,970
09/28	W	24-7	at Kansas City	45,161
10/05	L	24-26	Buffalo †	51,982
10/12	L	24-38	at Oakland	44,826
10/19	W	44-7	New York Giants †	50,397
10/26	L	31-42	at Dallas	60,639
11/02	W	31-14	at Cincinnati	46,406
11/09	L	13-20	Denver †	51,435
11/16	W	20-7	Kansas City †	50,248
11/20	W	27-24 OT	at Miami	63,013
11/30	W	22-21	Philadelphia †	51,567
12/07	L	17-40	at Washington	48,556
12/13	W	21-14	Seattle †	49,980
12/22	W	26-17	Pittsburgh †	51,785

### AFC Divisional Playoffs

01/03	W	20-14	Buffalo †	52,028
-------	---	-------	-----------	--------

### AFC Championship Game

01/11	L	27-34	Oakland †	52,428
-------	---	-------	-----------	--------

### Team Statistics

	Chargers	Opponents
TOTAL FIRST DOWNS	372	284
Rushing	106	101
Passing	244	156
Penalty	22	27
Third Down: Made/Att.	97/210	95/248
Third Down Pct.	46.2	38.3
Fourth Down: Made/Att.	0/0	0/0
Fourth Down Pct.	.000	.000
TOTAL NET YARDS	6410	4691
Avg. Per Game	400.6	293.2
Total Plays	1135	1057
Avg. Per Play	5.6	4.4
NET YARDS RUSHING	1879	1842
Avg. Per Game	117.4	115.1
Total Rushes	509	478
NET YARDS PASSING	4531	2849
Avg. Per Game	283.2	178.1
Sacked/Yards Lost	32/210	60/475
Gross Yards	4741	3324
Attempts/Completions	594/350	519/300
Completion Pct.	58.9	57.8
Had Intercepted	29	20
PUNTS/AVERAGE	61/38.5	86/40.4
NETS/VERTING AVG.	31.6	34.8
PENALTIES/YARDS	109/912	104/880
FUMBLES/BALL LOST	40/22	39/18
TOUCHDOWNS	50	40
Rushing	18	18
Passing	30	18
Returns	2	4
TIME OF POSSESSION	29:41	30:19

Score by Quarters	Q1	Q2	Q3	Q4	OT	PTS.
Chargers	69	190	72	78	9	418
Opponents	54	76	85	112	0	327

Scoring	TD	RU	PA	RT	PA/T	FG	S	PTS.
Benirschke	0	0	0	0	46/48	24/36	0	118
Jefferson	13	0	13	0	0/0	0/0	0	78
Winslow	9	0	9	0	0/0	0/0	0	54
Cappelletti	5	5	0	0	0/0	0/0	0	30
Muncie	4	4	0	0	0/0	0/0	0	24
Joiner	4	0	4	0	0/0	0/0	0	24
C. Williams	4	3	1	0	0/0	0/0	0	24
Thomas	3	3	0	0	0/0	0/0	0	18
Fouts	2	2	0	0	0/0	0/0	0	12
McCrary	2	0	2	0	0/0	0/0	0	12
Bauer	1	1	0	0	0/0	0/0	0	6
Edwards	1	0	0	1	0/0	0/0	0	6
Floyd	1	0	1	0	0/0	0/0	0	6
Low	1	0	0	1	0/0	0/0	0	6
Chargers	50	18	30	2	46/48	24/36	0	418
Opponents	40	18	4	39/40	16/34	0	0	327

2-Pt. Conversions: Chargers 0-0, Opponents 0-0

Sacks: Chargers 60.0, Opponents 32.0

Passing	Att.	Comp.	Yds.	Comp.%	Yds./Att.	TD	TD%	Int.	Int.%	Long	Sack/Lost	Rating
Fouts	589	348	4715	59.1%	8.01	30	5.1%	24	4.1%	65	32/210	84.7
Luther	3	2	26	66.7%	8.67	0	0.0%	1	33.3%	13	0/0	54.2
Thomas	2	0	0	0.0%	0.00	0	0.0%	1	50.0%	0	0/0	0.0
Chargers	594	350	4741	58.9%	7.98	30	5.1%	26	4.4%	65	32/210	83.0
Opponents	519	300	3324	57.8%	6.40	18	3.5%	20	3.9%	61	60/475	72.4

Rushing	No.	Yds.	Avg.	Long	TD
Muncie	135	659	4.9	53	4
Thomas	118	484	4.1	18	3
Cappelletti	101	364	3.6	46	5
C. Williams	97	258	2.7	13	3
Russell	8	41	5.1	10	0
Bauer	10	34	3.4	7	1
Jefferson	1	16	16.0	16	0
Fouts	23	15	0.7	9	2
D. Woods	4	10	2.5	5	0
Luther	3	5	1.7	9	0
Fuller	2	0	0.0	0	0
Partridge	3	0	0.0	0	0
Harrington	4	-7	-1.7	1	0
Chargers	509	1879	3.7	53	18
Opponents	478	1842	3.9	89t	18

Receiving	No.	Yds.	Avg.	Long	TD
Winslow	89	1290	14.5	65	9
Jefferson	82	1340	16.3	58t	13
Joiner	71	1132	15.9	51	4
Thomas	29	218	7.5	27	0
C. Williams	26	230	8.8	26	1
Muncie	24	234	9.8	19	0
Cappelletti	13	112	8.6	12	0
McCrary	11	106	9.6	28t	2
Smith	4	48	12.0	24	0
Floyd	1	31	31.0	31t	1
Chargers	350	4741	13.5	65	30
Opponents	300	3324	11.1	61	18

Interceptions	No.	Yds.	Avg.	Long	TD
Edwards	5	122	24.4	68t	1
P. Shaw	4	50	12.5	25	0
Low	3	72	24.0	28	1
Buchanon	2	13	6.5	7	0
Laslavic	2	11	5.5	11	0
Kelcher	1	2	2.0	2	0
Stringert	1	0	0.0	0	0
Thrift	1	0	0.0	0	0
M. Williams	1	0	0.0	0	0
Chargers	20	270	13.5	68t	2
Opponents	26	419	16.1	51t	1

Punting	No.	Yds.	Avg.	Net	TB	I-20	Lg.	B
Partridge	60	2347	39.1	31.6	3	10	55	1
Chargers	61	2447	38.5	31.6	3	10	55	1
Opponents	86	3471	40.4	34.8	7	21	62	3

Punt Returns	Ret.	FC	Yds.	Avg.	Lg.	TD
Fuller	30	12	298	9.9	31	0
P. Shaw	5	0	20	4.0	6	0
Edwards	4	1	17	4.3	8	0
Floyd	1	0	0	0.0	0	0
Horn	1	0	0	0.0	0	0
Chargers	41	13	335	8.2	31	0
Opponents	43	5	359	8.3	42	0

Kickoff Returns	Ret.	Yds.	Avg.	Long	TD
Muncie	16	344	21.5	44	0
Fuller	15	289	19.3	30	0
Smith	10	186	18.6	27	0
Jackson	9	149	16.6	32	0
Duncan	5	85	17.0	22	0
Bauer	2	37	18.5	23	0
Laslavic	2	26	13.0	21	0
Cappelletti	1	0	0.0	0	0
Jefferson	1	0	0.0	0	0
Russell	1	19	19.0	19	0
Chargers	62	1135	18.3	44	0
Opponents	75	1617	21.6	53	0

Field Goals	1-19	20-29	30-39	40-49	50+
Benirschke	0/0	7/8	8/12	6/10	3/6
Chargers	0/0	7/8	8/12	6/10	3/6
Opponents	0/0	4/5	2/5	9/14	1/0

Benirschke (41G,29G) (52N,52G) (53G,32G,42G) (37N,32G) (30N,29G) (43N,25G) (50G) (45N,45G) (40G) (52N,38N,30G,34G) (50B,35N,43N,44N) (37G,28G) (34G,45G,42G) (26G) (23N) (33G,26G,26G,35G)

COMMUNITY

FRONT OFFICE

VETERANS

2022 IN REVIEW

2022 IN REVIEW

1980 STATISTICS

GENERAL INFORMATION



# 1978 FINAL STATISTICS

(9-7 Overall) Fourth AFC West - Tommy Prothro (1-3); Don Coryell (8-4)  
Home (5-3); Away (4-4)

Date	W/L	Score	Opponent	Att.
09/03	W	24-20	at Seattle	55,778
09/10	L	20-21	Oakland †	51,653
09/17	L	14-27	at Denver	74,983
09/24	L	3-24	Green Bay	42,755
10/01	L	23-28	at New England	60,781
10/08	W	23-0	Denver †	50,077
10/15	L	21-28	Miami	50,637
10/22	L	14-31	at Detroit	54,031
10/29	W	27-23	at Oakland	52,612
11/05	W	22-13	Cincinnati	43,639
11/12	W	29-23 OT	Kansas City	41,395
11/19	W	13-7	at Minnesota	38,859
11/26	L	0-23	at Kansas City	26,248
12/04	W	40-7	Chicago †	48,492
12/10	W	37-10	Seattle	49,975
12/17	W	45-24	at Houston	49,554

Team Statistics	Chargers	Opponents
TOTAL FIRST DOWNS	315	273
Rushing	116	114
Passing	171	141
Penalty	28	18
Third Down: Made/Att.	96/233	81/218
Third Down Pct.	.412	.372
Fourth Down: Made/Att.	0/0	0/0
Fourth Down Pct.	0.00	0.00
TOTAL NET YARDS	5471	4559
Avg. Per Game	341.9	284.9
Total Plays	1099	1005
Avg. Per Play	5.0	4.5
NET YARDS RUSHING	2096	2208
Avg. Per Game	131.0	138.0
Total Rushes	590	510
NET YARDS PASSING	3375	2351
Avg. Per Game	210.9	146.9
Sacked/Yards Lost	32/191	54/474
Gross Yards	3566	2825
Attempts/Completions	477/271	441/237
Completion Pct.	.568	.537
Had Intercepted	30	22
PUNTS/AVERAGE	75/36.3	99/38.5
NET PUNTING YARDS	29.4	31.5
PENALTIES/YARDS	98/748	99/862
FUMBLES/BALL LOST	37/21	32/16
TOUCHDOWNS		
Rushing	16	12
Passing	26	23
Returns	2	5
TIME OF POSSESSION	31:38	28:22

Score by Quarters	Q1	Q2	Q3	Q4	OT	PTS.
Chargers	64	111	87	87	6	355
Opponents	58	112	47	92	0	309

Scoring	TD	RU	PA	RT	PAT	FG	S	PTS.
Benirschke	0	0	0	0	37/43	18/22	0	91
Jefferson	13	0	13	0	0/0	0/0	0	78
Bauer	9	8	1	0	0/0	0/0	0	54
Mitchell	5	3	2	0	0/0	0/0	0	30
Burton	3	3	0	0	0/0	0/0	0	18
D. Woods	3	3	0	0	0/0	0/0	0	18
Curran	2	0	2	0	0/0	0/0	0	12
Fouts	2	2	0	0	0/0	0/0	0	12
Klein	2	0	2	0	0/0	0/0	0	12
Fuller	1	0	0	1	0/0	0/0	0	6
Johnson	1	0	0	1	0/0	0/0	0	6
Joiner	1	0	1	0	0/0	0/0	0	6
McCrary	1	0	1	0	0/0	0/0	0	6
McDonald	1	0	1	0	0/0	0/0	0	6
Chargers	44	16	26	2	37/43	18/22	0	355
Opponents	40	12	23	5	36/39	11/22	0	309

2-Pt. Conversions: Chargers 0-0, Opponents 0-0

Sacks: Chargers 54.0, Opponents 32.0

Rushing	No.	Yds.	Avg.	Long	TD
Mitchell	214	820	3.8	25	3
D. Woods	151	514	3.4	27	3
Bauer	85	304	3.6	37t	8
Matthews	71	286	4.0	28	0
C. Williams	27	76	2.8	12	0
Fouts	20	43	2.2	22	2
McCrary	2	18	9.0	16	0
Anderson	3	11	3.7	6	0
Barnes	3	8	2.7	4	0
Harris	10	7	0.7	9	0
Jefferson	1	7	7.0	7	0
Rodgers	1	5	5.0	5	0
West	1	0	0.0	0	0
Olander	1	-3	-3.0	-3	0
Chargers	590	2096	3.6	37t	16
Opponents	510	2208	4.3	58	12

Receiving	No.	Yds.	Avg.	Long	TD
Mitchell	57	500	8.8	55t	2
Jefferson	56	1001	17.9	46t	13
Klein	34	413	12.4	24	2
D. Woods	34	295	8.7	29	0
Joiner	33	607	18.4	46	1
Matthews	11	78	7.1	13	0
Bauer	10	78	7.8	14t	1
Owens	9	188	20.9	41	0
Curran	9	92	10.2	20	2
Burton	5	127	25.4	55t	3
Rodgers	5	47	9.4	12	0
McDonald	3	84	28.0	37t	1
Barnes	2	13	6.5	7	0
McCrary	1	29	29.0	29t	1
C. Williams	1	17	17.0	17	0
Anderson	1	-3	-3.0	-3	0
Chargers	271	3566	13.2	55t	26
Opponents	237	2825	11.9	64t	23

Interceptions	No.	Yds.	Avg.	Long	TD
Fuller	4	44	11.0	23	1
Edwards	3	43	14.3	24	0
M. Williams	3	23	7.7	23	0
Stringert	2	4	2.0	2	0
P. Shaw	2	0	0.0	0	0
Johnson	1	52	52.0	52t	1
Low	1	16	16.0	16	0
Dove	1	4	4.0	4	0
King	1	3	3.0	3	0
Middleton	1	2	2.0	2	0
Goode	1	0	0.0	0	0
Horn	1	0	0.0	0	0
Kelcher	1	0	0.0	0	0
Chargers	22	191	8.7	52t	2
Opponents	30	470	15.7	77t	2

Punting	No.	Yds.	Avg.	Net	TB	I-20	Lg.	B
West	73	2720	37.3	29.4	8	22	59	2
Chargers	75	2720	36.3	29.4	8	22	59	2
Opponents	99	3808	38.5	31.5	5	15	69	0

Punt Returns	Ret.	FC	Yds.	Avg.	Lg.	TD
Fuller	39	10	436	11.2	34	0
Rodgers	11	5	88	8.0	15	0
P. Shaw	4	3	46	11.5	16	0
Goode	1	0	0	0.0	0	0
Owens	1	0	20	20.0	20	0
M. Williams	1	1	0	0.0	0	0
Chargers	57	19	590	10.4	34	0
Opponents	37	9	356	9.6	75t	1

Kickoff Returns	Ret.	Yds.	Avg.	Long	TD
Owens	20	524	26.2	77	0
Rodgers	11	287	26.1	36	0
Anderson	6	83	13.8	21	0
C. Williams	6	143	23.8	33	0
Fuller	5	109	21.8	32	0
Horn	2	27	13.5	16	0
D. Woods	2	37	18.5	19	0
Klein	1	13	13.0	13	0
Macek	1	6	6.0	6	0
Middleton	1	6	6.0	6	0
Preston	1	15	15.0	15	0
Slater	1	3	3.0	3	0
Stringert	1	0	0.0	0	0
Chargers	58	1252	21.6	77	0
Opponents	69	1457	21.1	48	0

Field Goals	1-19	20-29	30-39	40-49	50+
Benirschke	2/2	9/10	4/6	3/4	0/0
Chargers	2/2	9/10	4/6	3/4	0/0
Opponents	0/0	3/5	5/5	3/11	0/1

Benirschke (18G) (28B) ( ) (43G) (41G,38N) (28G,20G,24G) ( ) (31N) (27G,32G) (26G,20G,40N,37G) (28G) ( ) ( ) (32G,44G) (37G,26G,27G) (19G)

Passing	Att.	Comp.	Yds.	Comp.%	Yds./Att.	TD	TD%	Int.	Int.%	Long	Sack/Lost	Rating
Fouts	381	224	2999	58.8%	7.87	24	6.3%	20	5.2%	55t	22/130	83.0
Harris	88	42	518	47.7%	5.89	2	2.3%	9	10.2%	34t	8/43	34.4
Olander	8	5	49	62.5%	6.13	0	0.0%	1	12.5%	22	2/18	40.1
Chargers	477	271	3566	56.8%	7.48	26	5.5%	30	6.3%	55t	32/191	72.5
Opponents	441	237	2825	53.7%	6.41	23	5.2%	22	5.0%	22	54/474	70.2

COMMUNITY

FRONT OFFICE

VETERANS

DRAFT PICKS & FREE AGENTS

2022 IN REVIEW

1978 STATISTICS

GENERAL INFORMATION



# 1977 FINAL STATISTICS

(7-7 Overall) Third AFC West - Tommy Prothro  
Home (3-4); Away (4-3)

Date	W/L	Score	Opponent	Att.
09/18	L	0-24	at Oakland	51,022
09/25	W	23-7	at Kansas City	56,146
10/02	W	24-3	Cincinnati	40,352
10/09	W	14-0	at New Orleans	53,942
10/16	L	20-24	New England	50,327
10/23	L	16-21	Kansas City	33,010
10/30	W	14-13	at Miami	40,670
11/06	L	0-20	at Detroit	72,559
11/15	L	14-17	Denver	45,211
11/20	W	12-7	Oakland	50,887
11/27	W	30-28	at Seattle	58,994
12/04	W	37-14	Cleveland	37,312
12/11	L	9-17	at Denver	74,905
12/18	L	9-10	Pittsburgh	50,727

Team Statistics	Chargers	Opponents
TOTAL FIRST DOWNS	235	228
Rushing	93	102
Passing	121	105
Penalty	21	21
Third Down: Made/Att.	77/194	75/193
Third Down Pct.	.397	.389
Fourth Down: Made/Att.	0/0	0/0
Fourth Down Pct.	.000	.000
TOTAL NET YARDS	4005	3652
Avg. Per Game	286.1	260.9
Total Plays	891	882
Avg. Per Play	4.5	4.1
NET YARDS RUSHING	1761	1927
Avg. Per Game	125.8	137.6
Total Rushes	488	508
NET YARDS PASSING	2244	1725
Avg. Per Game	160.3	123.2
Sacked/Yards Lost	24/198	44/363
Gross Yards	2442	2088
Attempts/Completions	369/206	330/172
Completion Pct.	.558	.521
Had Intercepted	20	21
PUNTS/AVERAGE	73/37.1	76/40.6
NET PUNTING AVG.	31.1	32.4
PENALTIES/YARDS	97/813	87/831
FUMBLES/BALL LOST	29/11	28/10
TOUCHDOWNS	25	26
Rushing	10	11
Passing	11	14
Returns	4	1
TIME OF POSSESSION	30:13	29:47

Score by Quarters	Q1	Q2	Q3	Q4	OT	PTS.
Chargers	70	65	29	58	0	222
Opponents	37	34	52	82	0	205

Scoring	TD	RU	PA	RT	PAT	FG	S	PTS.
Benirschke	0	0	0	0	21/24	17/23	0	72
Joiner	6	0	6	0	0/0	0/0	0	36
Young	4	4	0	0	0/0	0/0	0	24
Dean	2	0	0	2	0/0	0/0	0	12
Dorsey	2	0	2	0	0/0	0/0	0	12
Fuller	2	1	0	1	0/0	0/0	0	12
Harris	2	2	0	0	0/0	0/0	0	12
C. Williams	2	2	0	0	0/0	0/0	0	12
D. Woods	2	1	1	0	0/0	0/0	0	12
Bauer	1	0	1	0	0/0	0/0	0	6
Jones	1	0	0	1	0/0	0/0	0	6
Klein	1	0	1	0	0/0	0/0	0	6
Chargers	25	10	11	4	21/24	17/23	0	222
Opponents	26	11	14	1	25/26	8/13	0	205

2-Pt. Conversions: Chargers 0-0, Opponents 0-0

Sacks: Chargers 44.0, Opponents 24.0

Rushing	No.	Yds.	Avg.	Long	TD
Young	157	543	3.5	15	4
D. Woods	118	405	3.4	29t	1
J. Washington	62	217	3.5	19	0
C. Williams	50	215	4.3	46	2
Matthews	43	193	4.5	22	0
Barnes	24	70	2.9	7	0
Rodgers	3	44	14.7	33	0
Olander	7	30	4.3	17	0
Fouts	6	13	2.2	11	0
Harris	10	13	1.3	12	2
Fuller	4	7	7.0	7t	1
Bauer	4	4	1.0	3	0
Owens	1	3	3.0	3	0
Curran	1	2	2.0	2	0
Munson	1	2	2.0	2	0
Chargers	488	1761	3.6	46	10
Opponents	508	1927	3.8	35	11

Receiving	No.	Yds.	Avg.	Long	TD
Young	48	423	8.8	28	0
Joiner	35	542	15.5	32t	6
J. Washington	31	244	7.9	29	0
Klein	20	244	12.2	41	1
D. Woods	18	218	12.1	78	1
McDonald	13	174	13.4	22	0
Rodgers	12	187	15.6	43	0
Dorsey	10	198	19.8	67t	2
Curran	10	123	12.3	20	0
Matthews	3	41	13.7	23	0
C. Williams	3	20	6.7	9	0
Bauer	1	15	15.0	15t	1
Barnes	1	10	10.0	10	0
West	1	3	3.0	3	0
Chargers	206	2442	11.9	78	11
Opponents	172	2088	12.1	74t	14

Interceptions	No.	Yds.	Avg.	Long	TD
Fuller	5	61	12.2	37	0
Stringert	4	64	16.0	29	0
Duren	4	45	11.3	25	0
M. Williams	3	36	12.0	36	0
Dove	1	32	32.0	32	0
Lowe	1	28	28.0	28	0
Dean	1	22	22.0	22t	1
Jones	1	17	17.0	17t	1
Horn	1	12	12.0	12	0
Chargers	21	317	15.1	37	2
Opponents	20	109	5.5	20	0

Punting	No.	Yds.	Avg.	Net	TB	I-20	Lg.	B
West	72	2707	37.6	31.1	3	10	59	1
Chargers	73	2707	37.1	31.1	3	10	59	1
Opponents	76	3084	40.6	32.4	5	13	65	0

Punt Returns	Ret.	FC	Yds.	Avg.	Lg.	TD
Fuller	28	2	360	12.9	88t	1
Rodgers	15	0	158	10.5	52	0
Dove	1	0	3	3.0	3	0
C. Williams	1	0	0	0.0	0	0
M. Williams	1	0	0	0.0	0	0
P. Shaw	0	1	0	-	-	0
Chargers	46	3	521	11.3	88t	1
Opponents	40	6	378	9.5	37	0

Kickoff Returns	Ret.	Yds.	Avg.	Long	TD
C. Williams	24	481	20.0	32	0
Owens	8	132	16.5	19	0
Rodgers	4	66	16.5	33	0
Joiner	1	8	8.0	8	0
Middleton	1	20	20.0	20	0
D. Woods	1	27	27.0	27	0
Chargers	39	734	18.8	33	0
Opponents	47	952	20.3	40	0

Field Goals	1-19	20-29	30-39	40-49	50+
Benirschke	0/0	5/5	6/9	6/8	0/1
Chargers	0/0	5/5	6/9	6/8	0/1
Opponents	0/0	3/3	4/5	1/4	0/1
Benirschke ( ) (31G,32B) (37N,42G) ( ) ( ) (40G,47G,24G) (46B) (47N) (31B,51N) (22G,46G) (40G,26G,39G) (35G,36G,24G) (46G,32G,27G) (38G)					

Passing	Att.	Comp.	Yds.	Comp.%	Yds./Att.	TD	TD%	Int.	Int.%	Long	Sack/Lost	Rating
Harris	211	109	1240	51.7%	5.88	5	2.4%	11	.052	78	12/106	55.8
Fouts	109	69	869	63.3%	7.97	4	3.7%	6	.055	67t	10/77	77.4
Munson	31	20	225	64.5%	7.26	1	3.2%	1	.032	28	1/11	83.4
Olander	16	7	76	43.8%	4.75	0	0.0%	2	.125	15	1/4	18.8
J. Washington	1	1	32	100.0%	32.00	1	100.0%	0	.000	32t	0/0	158.3
D. Woods	1	0	0	0.0%	0.00	0	0.0%	0	.000	0	0/0	39.6
Chargers	369	206	2442	55.8%	6.62	11	3.0%	20	.054	78	24/198	63.5
Opponents	330	172	2088	52.1%	6.33	14	4.2%	21	.064	74t	44/363	59.5

# 1976 FINAL STATISTICS

## (6-8 Overall) Third AFC West - Tommy Prothro Home (3-4); Away (3-4)

Date	W/L	Score	Opponent	Att.
09/12	W	30-16	at Kansas City	53,133
09/19	W	23-0	at Tampa Bay	39,558
09/26	W	43-24	St. Louis	40,212
10/03	L	0-26	at Denver	63,369
10/10	L	17-27	Oakland †	50,523
10/17	W	30-27	Houston	31,565
10/24	L	17-21	at Cleveland	60,018
10/31	L	0-23	at Pittsburgh	45,484
11/07	L	21-37	Baltimore	42,827
11/14	L	0-17	Denver	32,017
11/21	W	34-13	at Buffalo	36,539
11/28	L	20-23	Kansas City	29,272
12/05	W	13-7 OT	San Francisco	33,539
12/12	L	0-24	at Oakland	50,102

Team Statistics	Chargers	Opponents
TOTAL FIRST DOWNS	256	259
Rushing	111	113
Passing	127	132
Penalty	18	14
Third Down: Made/Att.	79/195	91/204
Third Down Pct.	.405	.446
Fourth Down: Made/Att.	0/0	0/0
Fourth Down Pct.	.000	.000
TOTAL NET YARDS	4456	4676
Avg. Per Game	318.3	334.0
Total Plays	907	925
Avg. Per Play	4.9	5.1
NET YARDS RUSHING	2040	2048
Avg. Per Game	145.7	146.3
Total Rushes	473	516
NET YARDS PASSING	2416	2628
Avg. Per Game	172.6	187.7
Sacked/Yards Lost	46/271	23/194
Gross Yards	2687	2822
Attempts/Completions	388/223	386/219
Completion Pct.	.575	.567
Had Intercepted	18	20
PUNTS/AVERAGE	82/38.7	66/41.2
NET PUNTING AVG.	28.5	31.4
PENALTIES/YARDS	78/579	92/823
FUMBLES/BALL LOST	28/13	24/11
TOUCHDOWNS	32	34
Rushing	13	10
Passing	17	21
Returns	2	3
TIME OF POSSESSION	30:11	29:49

Score by Quarters	Q1	Q2	Q3	Q4	OT	PTS.
Chargers	43	84	40	75	6	248
Opponents	67	71	43	104	0	285

Scoring	TD	RU	PA	RT	PAT	FG	S	PTS.
Joiner	7	0	0	0	0/0	0/0	0	42
Young	5	4	1	0	0/0	0/0	0	30
Fritsch	0	0	0	0	11/14	6/12	0	29
Wersching	0	0	0	0	14/16	4/8	0	26
Matthews	4	3	0	1	0/0	0/0	0	24
McDonald	4	0	4	0	0/0	0/0	0	24
D. Woods	4	3	1	0	0/0	0/0	0	24
Scarber	2	1	1	0	0/0	0/0	0	12
Curran	1	0	1	0	0/0	0/0	0	6
Garrison	1	0	1	0	0/0	0/0	0	6
Hayes	1	0	0	1	0/0	0/0	0	6
Owens	1	0	1	0	0/0	0/0	0	6
Fuller	0	0	0	0	0/0	0/0	0	1
<b>Chargers</b>	<b>32</b>	<b>13</b>	<b>17</b>	<b>2</b>	<b>25/30</b>	<b>10/20</b>	<b>0</b>	<b>248</b>
Opponents	34	10	21	3	30/34	17/34	0	285

2-Pt. Conversions: Chargers 0-0, Opponents 0-0

Sacks: Chargers 23.0, Opponents 46.0

Rushing	No.	Yds.	Avg.	Long	TD
Young	162	802	5.0	46t	4
D. Woods	126	450	3.6	24	3
Morris	50	256	5.1	30	2
Scarber	61	236	3.9	14	1
Matthews	46	199	4.3	42t	3
Fouts	18	65	3.6	13	0
Longley	4	22	5.5	9	0
Curran	4	12	12.0	12	0
Hoopes TM	2	10	5.0	10	0
Jeffrey	1	0	0.0	0	0
West	1	-12	-12.0	-12	0
Dorsey	1	-12	-12.0	-12	0
<b>Chargers</b>	<b>473</b>	<b>2040</b>	<b>4.3</b>	<b>46t</b>	<b>13</b>
Opponents	516	2048	4.0	46	10

Receiving	No.	Yds.	Avg.	Long	TD
Joiner	50	1056	21.1	81t	7
Young	47	441	9.4	33	1
D. Woods	34	224	6.6	34	1
Curran	33	349	10.6	29	1
Scarber	14	96	6.9	13	1
Matthews	12	81	6.8	15	0
McDonald	11	161	14.6	44t	4
Dorsey	8	108	13.5	19	0
Morris	8	52	6.5	20	0
Owens	3	54	18.0	28t	1
Garrison	2	58	29.0	36	1
Bradley	1	7	7.0	7	0
<b>Chargers</b>	<b>223</b>	<b>2687</b>	<b>12.0</b>	<b>81t</b>	<b>17</b>
Opponents	219	2822	12.9	74t	21

Interceptions	No.	Yds.	Avg.	Long	TD
Goode	6	82	13.7	27	0
Williams	4	76	19.0	35	0
Graham	3	55	18.3	25	0
Hayes	2	37	18.5	37t	1
Stringert	1	24	24.0	24	0
Jones	1	11	11.0	11	0
Lowe	1	8	8.0	8	0
Horn	1	6	6.0	6	0
Fuller	1	0	0.0	0	0
<b>Chargers</b>	<b>20</b>	<b>299</b>	<b>15.0</b>	<b>37t</b>	<b>1</b>
Opponents	18	185	10.3	46t	1

Punting	No.	Yds.	Avg.	Net	TB	I-20	Lg.	B
Hoopes	42	1628	38.8	25.2	7	8	57	2
West	38	1548	40.7	32.2	5	9	57	0
<b>Chargers</b>	<b>82</b>	<b>3176</b>	<b>38.7</b>	<b>28.5</b>	<b>12</b>	<b>17</b>	<b>57</b>	<b>2</b>
Opponents	66	2720	41.2	31.4	8	8	62	0

Punt Returns	Ret.	FC	Yds.	Avg.	Lg.	TD
Fuller	33	0	436	13.2	43	0
Bell	7	0	31	4.4	10	0
Williams	5	1	23	4.6	15	0
<b>Chargers</b>	<b>45</b>	<b>1</b>	<b>490</b>	<b>10.9</b>	<b>43</b>	<b>0</b>
Opponents	45	3	601	13.4	92t	1

Kickoff Returns	Ret.	Yds.	Avg.	Long	TD
Owens	25	551	22.0	40	0
Fuller	20	420	21.0	47	0
Perretta	2	24	12.0	20	0
Bell	1	18	18.0	18	0
Horn	1	7	7.0	7	0
Matthews	1	19	19.0	19	0
Middleton	1	21	21.0	21	0
Preston	1	16	16.0	16	0
<b>Chargers</b>	<b>52</b>	<b>1076</b>	<b>20.7</b>	<b>47</b>	<b>0</b>
Opponents	49	1072	21.9	43	0

Field Goals	1-19	20-29	30-39	40-49	50+
Fritsch	0/0	1/2	2/4	3/6	0/0
Wersching	0/0	1/1	2/3	1/3	0/0
<b>Chargers</b>	<b>0/0</b>	<b>2/3</b>	<b>4/7</b>	<b>4/9</b>	<b>0/1</b>
Opponents	0/0	6/7	6/12	5/14	0/1
Fritsch (328,376)	(48G,48G,47N,45N,24N,22G)	(39G,46N)	(38N)	(45G)	( )
	( ) ( ) ( ) ( ) ( ) ( )				
Wersching	( ) ( ) ( ) ( ) ( ) ( ) (30G)	(22G,31N)	( ) (41N)	( ) (35G,45G)	( )
	( ) (52N,43N)	( )			

Passing	Att.	Comp.	Yds.	Comp.%	Yds./Att.	TD	TD%	Int.	Int.%	Long	Sack/Lost	Rating
Fouts	359	208	2535	57.9%	7.06	14	3.9%	15	4.2%	81t	39/220	75.4
Longley	24	12	130	50.0%	5.42	2	8.3%	2	8.3%	28t	7/51	54.5
Jeffrey	2	2	11	100.0%	5.50	0	0.0%	0	0.0%	7	0/0	89.6
D. Woods	2	1	11	50.0%	5.50	1	50.0%	0	0.0%	11t	0/0	106.3
Joiner	1	0	0	0.0%	0.00	0	0.0%	0	0.0%	0	0/0	39.6
<b>Chargers</b>	<b>388</b>	<b>223</b>	<b>2687</b>	<b>45.8%</b>	<b>6.93</b>	<b>17</b>	<b>4.4%</b>	<b>18</b>	<b>4.6%</b>	<b>81t</b>	<b>46/271</b>	<b>74.1</b>
Opponents	386	219	2822	56.7%	7.31	21	5.4%	20	5.2%	74t	23/194	76.4

COMMUNITY

FRONT OFFICE

VETERANS

DRAFT PICKS & FREE AGENTS

2022 IN REVIEW

1976 STATISTICS

GENERAL INFORMATION

# 1975 FINAL STATISTICS

(2-12 Overall) Fourth AFC West - Tommy Prothro  
Home (1-6); Away (1-6)

Date	W/L	Score	Opponent	Att.
09/21	L	0-37	Pittsburgh	35,853
09/28	L	17-33	at Houston	33,765
10/05	L	0-6	Oakland	31,095
10/12	L	10-13 OT	Los Angeles	37,382
10/19	L	10-12	Kansas City	26,469
10/26	L	0-25	at Oakland	42,796
11/01	L	24-35	at New York Giants	52,032
11/09	L	19-33	New England	24,349
11/16	L	17-27	Denver	26,048
11/23	L	13-28	at Minnesota	43,737
11/30	L	10-13 OT	at Denver	44,982
12/07	W	28-20	at Kansas City	46,888
12/15	W	24-16	New York Jets	49,706
12/21	L	17-47	at Cincinnati	46,474

Team Statistics	Chargers	Opponents
TOTAL FIRST DOWNS	198	312
Rushing	98	154
Passing	89	139
Penalty	11	19
Third Down: Made/Att.	54/188	110/217
Third Down Pct.	.287	.507
Fourth Down: Made/Att.	0/1	0/1
Fourth Down Pct.	.000	.000
TOTAL NET YARDS	3411	4952
Avg. Per Game	243.6	353.7
Total Plays	821	1022
Avg. Per Play	4.2	4.8
NET YARDS RUSHING	1801	2442
Avg. Per Game	128.6	174.4
Total Rushes	434	606
NET YARDS PASSING	1610	2510
Avg. Per Game	115.0	179.3
Sacked/Yards Lost	50/388	26/209
Gross Yards	1998	2719
Attempts/Completions	337/165	390/237
Completion Pct.	.490	.608
Had Intercepted	17	20
PUNTS/AVERAGE	79/36.8	56/39.8
NET PUNTING YARDS	311	30.4
PENALTIES/YARDS	84/705	81/686
FUMBLES/BALL LOST	32/12	34/14
TOUCHDOWNS	22	40
Rushing	14	21
Passing	7	16
Returns	1	3
TIME OF POSSESSION	34:24	25:36

Score by Quarters	Q1	Q2	Q3	Q4	OT	PTS.
Chargers	37	54	55	43	0	189
Opponents	90	102	69	78	6	345

Scoring	TD	RU	PA	RT	PAT	FG	S	PTS.
Wersching	0	0	0	0	20/21	12/24	0	56
Young	6	5	1	0	0/0	0/0	0	36
Matthews	3	3	0	0	0/0	0/0	0	18
McDonald	3	0	3	0	0/0	0/0	0	18
Fouts	2	2	0	0	0/0	0/0	0	12
Garrison	2	0	2	0	0/0	0/0	0	12
Scarber	2	1	1	0	0/0	0/0	0	12
D. Woods	2	2	0	0	0/0	0/0	0	12
T. Baker	1	1	0	0	0/0	0/0	0	6
Fuller	1	0	0	1	0/0	0/0	0	6
Curran	0	0	0	0	0/0	0/0	0	1
Chargers	22	14	7	1	20/21	12/24	0	189
Opponents	40	21	16	3	35/39	22/34	2	345

2-Pt. Conversions: Chargers 0-0, Opponents 0-0

Sacks: Chargers 26.0, Opponents 50.0

Rushing	No.	Yds.	Avg.	Long	TD
Young	138	577	4.2	48t	5
D. Woods	87	317	3.6	17	2
Matthews	71	254	3.6	24	3
Fouts	23	170	7.4	32	2
T. Baker	42	131	3.1	18	1
Bonner	28	120	4.3	12	0
Douglass	10	42	4.2	9	0
Scarber	15	68	4.5	18	1
Freitas	11	56	5.1	17	0
Garrison	3	30	10.0	20	0
Curran	3	21	7.0	12	0
Carter	2	11	5.5	9	0
Atkins	1	4	4.0	4	0
Chargers	434	1801	4.1	48t	14
Opponents	606	2442	4.0	46t	21

Receiving	No.	Yds.	Avg.	Long	TD
Curran	45	619	13.8	39	0
Garrison	27	438	16.2	40	2
Young	21	166	7.9	16	1
McDonald	19	298	15.7	57	3
D. Woods	13	101	7.8	22	0
Scarber	12	68	5.7	12	1
Matthews	9	59	6.6	22	0
Sweet	8	147	18.4	52	0
T. Baker	6	27	4.5	7	0
Briscoe	2	25	12.5	14	0
Bonner	2	8	4.0	5	0
Bradley	1	42	42.0	42	0
Chargers	165	1998	12.1	57	7
Opponents	237	2719	11.5	60t	16

Interceptions	No.	Yds.	Avg.	Long	TD
Fletcher	6	100	16.7	45	0
M. Williams	4	67	16.8	40	0
Colbert	2	10	5.0	10	0
Graham	2	5	2.5	4	0
Goode	1	37	37.0	37	0
Mahalic	1	3	3.0	3	0
Fuller	1	1	1.0	1	0
Beauchamp	1	0	0.0	0	0
Rice	1	0	0.0	0	0
S. Williams	1	0	0.0	0	0
Chargers	20	223	11.2	45	0
Opponents	17	371	21.8	81	1

Punting	No.	Yds.	Avg.	Net	TB	I-20	Lg.	B
Partee	79	2910	36.8	31.1	4	0	56	1
Chargers	79	2910	36.8	31.1	4	0	56	1
Opponents	56	2227	39.8	30.4	4	0	64	0

Punt Returns	Ret.	FC	Yds.	Avg.	Lg.	TD
Fuller	36	0	410	11.4	52	1
Colbert	2	0	32	16.0	23	0
Chargers	38	0	442	11.6	52	1
Opponents	48	9	373	7.8	32	0

Kickoff Returns	Ret.	Yds.	Avg.	Long	TD
Fuller	31	725	23.4	34	0
Young	15	323	21.5	34	0
Smith	8	222	27.8	41	0
Andrews	6	93	15.5	27	0
Colbert	5	91	18.2	26	0
Curran	3	28	9.3	15	0
Markovich	1	0	0.0	0	0
Chargers	69	1482	21.5	41	0
Opponents	40	1101	27.5	64	0

Field Goals	1-19	20-29	30-39	40-49	50+
Wersching	0/0	4/4	5/9	3/9	0/2
Chargers	0/0	4/4	5/9	3/9	0/2
Opponents	2/2	12/14	6/6	2/11	0/1

Wersching ( ) (53N,29G) ( ) (38N,42N,36G) (36N,49N,36G) (34N) (26G) (41G,49N,30G,25G,37G) (22G) (47N) (34G) (30N) (46N,49N,45G) (52N,43G)

Passing	Att.	Comp.	Yds.	Comp.%	Yds./Att.	TD	TD%	Int.	Int.%	Long	Sack/Lost	Rating
Fouts	195	106	1396	54.4%	7.16	2	2.0%	10	5.1%	57	25/197	59.3
Freitas	110	49	525	44.5%	4.77	5	4.5%	5	4.5%	42	20/138	55.3
Douglass	27	7	53	25.9%	1.96	0	0.0%	1	3.7%	22	4/43	24.2
Carter	5	3	24	60.0%	4.80	0	0.0%	1	20.0%	11	1/10	32.5
Chargers	337	165	1998	49.0%	5.93	7	2.1%	17	5.0%	57	50/388	53.5
Opponents	390	237	2719	60.8%	6.97	16	4.1%	20	5.1%	60t	26/209	74.1

# 1974 FINAL STATISTICS

(5-9 Overall) Fourth AFC West - Tommy Prothro  
Home (3-4); Away (2-5)

Date	W/L	Score	Opponent	Att.
09/15	L	14-21	at Houston	25,317
09/22	W	20-17	at Cincinnati	51,178
09/29	L	21-28	Miami	44,706
10/06	L	7-13	Philadelphia	36,124
10/13	L	10-14	Oakland	40,539
10/20	L	7-27	at Denver	50,928
10/27	L	14-24	Kansas City	34,371
11/03	W	36-35	Cleveland	35,683
11/10	W	14-7	at Kansas City	48,551
11/17	L	10-17	at Oakland	50,178
11/24	L	0-34	at Green Bay	56,237
12/01	L	14-27	at New York Jets	44,888
12/08	W	28-21	Chicago	33,662
12/15	W	17-0	Denver	36,571

Team Statistics	Chargers	Opponents
TOTAL FIRST DOWNS	245	272
Rushing	113	128
Passing	117	127
Penalty	15	17
Third Down: Made/Att.	71/172	61/149
Third Down Pct.	.413	.409
Fourth Down: Made/Att.	0/0	0/3
Fourth Down Pct.	.000	.000
TOTAL NET YARDS	4415	4830
Avg. Per Game	315.4	345.0
Total Plays	880	893
Avg. Per Play	5.0	5.4
NET YARDS RUSHING	2110	2160
Avg. Per Game	150.8	154.3
Total Rushes	508	508
NET YARDS PASSING	2304	2670
Avg. Per Game	164.6	190.7
Sacked/Yards Lost	23/175	18/145
Gross Yards	2479	2815
Attempts/Completions	349/165	367/222
Completion Pct.	.473	.605
Had Intercepted	22	15
PUNTS/AVERAGE	76/40.0	66/40.6
NET PUNTING AVG.	32.9	35.0
PENALTIES/YARDS	74/609	80/751
FUMBLES/BALL LOST	24/11	19/13
TOUCHDOWNS	28	37
Rushing	15	21
Passing	12	13
Returns	1	3
TIME OF POSSESSION	30:00	30:00

Score by Quarters	Q1	Q2	Q3	Q4	OT	PTS.
Chargers	21	61	54	76	0	212
Opponents	68	76	62	79	0	285

Scoring	TD	RU	PA	RT	PAT	FG	S	PTS.
D. Woods	10	7	3	0	0/0	0/0	0	60
Garrison	5	0	5	0	0/0	0/0	0	30
ParTEE	0	0	0	0	26/28	1/5	0	29
Bonner	6	3	1	0	0/0	0/0	0	24
Matthews	4	4	0	0	0/0	0/0	0	24
Werschling	0	0	0	0	0/0	5/11	0	15
Davis	2	0	2	0	0/0	0/0	0	12
Fouts	1	1	0	0	0/0	0/0	0	6
Gay	1	0	0	1	0/0	0/0	0	6
Stewart	1	0	1	0	0/0	0/0	0	6
Chargers	28	15	12	1	26/28	6/16	0	212
Opponents	37	21	13	3	36/37	9/20	0	285

2-Pt. Conversions: Chargers 0-0, Opponents 0-0

Sacks: Chargers 18.0, Opponents 23.0

Rushing	No.	Yds.	Avg.	Long	TD
D. Woods	227	1162	5.1	56t	7
Matthews	95	328	3.5	16	4
Edwards	65	261	4.0	30	0
Bonner	66	199	3.0	12	3
Fouts	21	63	3.3	16	1
Thomas	19	56	2.7	12	0
D. Gordon	1	25	25.0	25	0
Freitas	6	16	2.7	9	0
Thompson	6	8	1.3	8	0
Davis	2	-7	-3.5	2	0
<b>Chargers</b>	<b>508</b>	<b>2111</b>	<b>4.2</b>	<b>56t</b>	<b>15</b>
Opponents	508	2160	4.3	43	21

Receiving	No.	Yds.	Avg.	Long	TD
Garrison	41	785	19.1	71t	5
D. Woods	26	349	13.4	75t	3
Stewart	19	283	14.9	29	1
Davis	18	432	24.0	70t	2
Edwards	13	102	7.8	16	0
Matthews	12	90	7.5	23	0
Bonner	11	101	9.2	22	1
LeVias	9	105	11.7	18	0
Beirne	7	121	17.3	26	0
Grannell	3	51	17.0	22	0
Parris	3	36	12.0	17	0
D. Gordon	2	15	7.5	17	0
Thomas	1	9	9.0	9	0
<b>Chargers</b>	<b>165</b>	<b>2479</b>	<b>15.0</b>	<b>75t</b>	<b>12</b>
Opponents	222	2815	12.7	84t	13

Interceptions	No.	Yds.	Avg.	Long	TD
Fletcher	4	74	18.5	31	0
Howard	3	52	17.3	23	0
Rice	3	44	14.7	15	0
Beauchamp	1	35	35.0	35	0
Williams	1	25	25.0	25	0
Anthony	1	23	23.0	23	0
Hoey	1	20	20.0	20	0
Gersbach	1	0	0.0	0	0
<b>Chargers</b>	<b>15</b>	<b>273</b>	<b>18.2</b>	<b>35</b>	<b>0</b>
Opponents	22	311	14.1	38t	1

Punting	No.	Yds.	Avg.	Net	TB	I-20	Lg.	B
ParTEE	76	3042	40.0	32.9	7	0	65	0
<b>Chargers</b>	<b>76</b>	<b>3042</b>	<b>40.0</b>	<b>32.9</b>	<b>7</b>	<b>0</b>	<b>65</b>	<b>0</b>
Opponents	66	2679	40.6	35.0	4	0	62	0

Punt Returns	Ret.	FC	Yds.	Avg.	Lg.	TD
Colbert	15	1	128	8.5	28	0
D. Gordon	8	3	39	4.9	12	0
LeVias	5	0	41	8.2	22	0
Davis	4	0	34	8.5	16	0
Hoey	4	0	38	9.5	15	0
Beirne	1	0	7	7.0	7	0
<b>Chargers</b>	<b>37</b>	<b>4</b>	<b>287</b>	<b>7.8</b>	<b>28</b>	<b>0</b>
Opponents	48	2	401	8.4	34	0

Kickoff Returns	Ret.	Yds.	Avg.	Long	TD
D. Gordon	14	354	25.3	39	0
Thompson	12	242	20.2	35	0
Colbert	10	215	21.5	26	0
LeVias	6	116	19.3	27	0
Hoey	3	73	24.3	27	0
Parris	3	29	9.7	13	0
D. Woods	3	61	20.3	29	0
Thomas	2	32	16.0	18	0
Dunlap	1	19	19.0	19	0
Stewart	1	1	1.0	1	0
<b>Chargers</b>	<b>55</b>	<b>1142</b>	<b>20.8</b>	<b>39</b>	<b>0</b>
Opponents	39	960	24.6	61	0

Field Goals	1-19	20-29	30-39	40-49	50+
Werschling	0/0	1/1	1/3	3/4	0/3
ParTEE	0/0	1/2	0/2	0/1	0/0
<b>Chargers</b>	<b>0/0</b>	<b>2/3</b>	<b>1/5</b>	<b>3/5</b>	<b>0/3</b>
Opponents	0/0	6/8	2/6	1/5	0/1

Werschling (48N) (62B,28G) ( ) ( ) (42G) ( ) ( ) (54B,40G) (36N) (39N,42G)  
 ( ) ( ) (53N,37G)  
 ParTEE (40N,38N) (22G) (33N) (22B) ( ) ( ) ( ) ( ) ( ) ( ) ( ) ( )

Passing	Att.	Comp.	Yds.	Comp.%	Yds./Att.	TD	TD%	Int.	Int.%	Long	Sack/Lost	Rating
Fouts	237	115	1732	48.5%	7.31	8	3.4%	13	5.5%	75t	12/99	61.4
Freitas	109	49	719	45.0%	6.60	3	2.8%	8	7.3%	72t	11/76	45.6
D. Woods	3	1	28	33.3%	9.33	1	33.3%	1	33.3%	28t	0/0	68.8
<b>Chargers</b>	<b>349</b>	<b>165</b>	<b>2479</b>	<b>47.3%</b>	<b>7.10</b>	<b>12</b>	<b>3.4%</b>	<b>22</b>	<b>6.3%</b>	<b>75t</b>	<b>23/175</b>	<b>56.3</b>
Opponents	367	222	2815	60.5%	7.67	13	3.5%	15	4.1%	84t	18/145	79.2

# 1973 FINAL STATISTICS

(2-11 Overall) Fourth AFC West - Harland Svare (1-6-1); Ron Waller (1-5)  
Home (2-5); Away (0-6-1)

Date	W/L	Score	Opponent	Att.
09/16	L	0-38	at Washington	53,589
09/23	W	34-7	Buffalo	47,588
09/30	L	13-20	Cincinnati	46,733
10/07	L	21-38	at Pittsburgh	48,795
10/14	L	17-27	Oakland	50,672
10/21	L	0-41	Atlanta	41,527
10/28	T	16-16	at Cleveland	68,244
11/04	L	0-30	Kansas City	50,234
11/11	L	19-19	at Denver	51,034
11/18	W	17-14	New Orleans	34,848
11/25	L	3-31	at Oakland	40,195
12/02	L	14-30	at New England	58,150
12/09	L	28-42	Denver	44,954
12/16	L	6-33	at Kansas City	43,755

Team Statistics	Chargers	Opponents
TOTAL FIRST DOWNS	198	267
Rushing	88	125
Passing	93	124
Penalty	17	18
Third Down: Made/Att.	63/184	84/184
Third Down Pct.	.342	.457
Fourth Down: Made/Att.	0/2	3/3
Fourth Down Pct.	.000	100.0
TOTAL NET YARDS	3622	4518
Avg. Per Game	258.7	322.7
Total Plays	831	926
Avg. Per Play	4.4	4.9
NET YARDS RUSHING	1814	2264
Avg. Per Game	129.6	161.7
Total Rushes	431	559
NET YARDS PASSING	1808	2254
Avg. Per Game	129.1	161.0
Sacked/Yards Lost	37/321	26/219
Gross Yards	2129	2473
Attempts/Completions	363/161	341/177
Completion Pct.	.444	.519
Had Intercepted	30	16
PUNTS/AVERAGE	72/41.1	60/43.1
NET PUNTING AVG.	35.8	35.3
PENALTIES/YARDS	74/628	68/579
FUMBLES/BALL LOST	41/21	31/18
TOUCHDOWNS	22	46
Rushing	9	23
Passing	9	18
Returns	4	5
TIME OF POSSESSION	23:34	36:26

Score by Quarters	Q1	Q2	Q3	Q4	OT	PTS.
Chargers	29	61	34	64	0	188
Opponents	95	102	93	96	0	386

Scoring	TD	RU	PA	RT	PAT	FG	S	PTS.
Wersching	0	0	0	0	13/15	11/25	0	46
Holmes	7	7	0	0	0/0	0/0	0	42
LeVias	3	0	3	0	0/0	0/0	0	18
Garrison	2	0	2	0	0/0	0/0	0	12
Smith	2	0	0	2	0/0	0/0	0	12
Thaxton	2	0	2	0	0/0	0/0	0	12
Partee	0	0	0	0	6/6	1/2	0	9
Bacon	1	0	0	1	0/0	0/0	0	6
Edwards	1	1	0	0	0/0	0/0	0	6
Garrett	1	0	1	0	0/0	0/0	0	6
C. Jones	1	1	0	0	0/0	0/0	0	6
Rice	1	0	0	1	0/0	0/0	0	6
Thomas	1	0	1	0	0/0	0/0	0	6
Holliday	0	0	0	0	0/0	0/0	0	1
Chargers	22	9	9	4	19/21	12/27	0	188
Opponents	46	23	18	5	42/45	22/38	1	386

2-Pt. Conversions: Chargers 0-0, Opponents 0-0

Sacks: Chargers 26.0, Opponents 37.0

Passing	Att.	Comp.	Yds.	Comp. %	Yds./Att.	TD	TD %	Int.	Int. %	Long	Sack/Lost	Rating
Fouts	194	87	1126	44.8%	5.80	6	3.1%	13	6.7%	69t	14/129	46.0
Clark	90	40	532	44.4%	5.91	0	0.0%	9	10.0%	54	9/96	24.2
Unitas	76	34	471	44.7%	6.20	3	3.9%	7	9.2%	51	14/96	40.0
Holliday	2	0	0	0.0%	0.00	0	0.0%	1	50.0%	0	0/0	0.0
Garrett	1	0	0	0.0%	0.00	0	0.0%	0	0.0%	0	0/0	39.6
Chargers	363	161	2129	44.4%	5.87	9	2.5%	30	8.3%	69t	37/321	37.3
Opponents	341	177	2473	51.9%	7.25	18	5.3%	16	4.7%	78t	26/219	73.6

Rushing	No.	Yds.	Avg.	Long	TD
Edwards	133	609	4.6	50	1
Garrett	114	467	4.1	68	0
Holmes	78	289	3.7	24	7
C. Jones	55	170	3.1	38	1
Clark	13	86	6.6	16	0
Holliday	6	70	11.7	22	0
Thomas	22	48	2.2	12	0
LeVias	2	33	16.5	22	0
Fouts	7	32	4.6	16	0
Norman	1	10	10.0	10	0
Chargers	431	1814	4.2	68	9
Opponents	559	2264	4.1	47	23

Receiving	No.	Yds.	Avg.	Long	TD
LeVias	30	536	17.9	69t	3
Edwards	25	164	6.6	28	0
Holmes	19	151	7.9	30	0
Garrett	15	124	8.3	30	1
Garrison	14	292	20.9	51	2
Holliday	14	182	13.0	36	0
Norman	13	200	15.4	24	0
C. Jones	7	125	17.9	37	0
Thaxton	7	119	17.0	31	2
Williams	7	118	16.9	30	0
Thomas	7	51	7.3	37	1
McGee	3	67	22.3	50	0
Chargers	161	2129	13.2	69t	9
Opponents	177	2473	14.0	78t	18

Interceptions	No.	Yds.	Avg.	Long	TD
Howard	5	25	5.0	25	0
Stratton	3	46	15.3	23	0
Bacon	1	80	80.0	80t	1
Salter	1	20	20.0	20	0
Gersbach	1	9	9.0	9	0
Rossovich	1	9	9.0	9	0
Rice	1	8	8.0	8	0
Smith	1	4	4.0	4	0
Rogers	1	3	3.0	3	0
Redman	1	1	1.0	1	0
Chargers	16	205	12.8	80t	1
Opponents	30	532	17.7	81	0

Punting	No.	Yds.	Avg.	Net	TB	I-20	Lg.	B
Partee	72	2958	41.1	35.8	6	0	62	3
Chargers	72	2958	41.1	35.8	6	0	62	3
Opponents	60	2586	43.1	35.3	3	0	63	0

Punt Returns	Ret.	Yds.	Avg.	Lg.	TD	
Smith	27	5	352	13.0	84t	2
McGee	6	4	56	9.3	28	0
Chargers	33	9	408	12.4	84t	2
Opponents	35	10	257	7.3	29	0

Kickoff Returns	Ret.	Yds.	Avg.	Long	TD
Smith	36	947	26.3	70	0
McGee	20	423	21.2	50	0
C. Jones	10	217	21.7	40	0
Douglas	1	0	0.0	0	0
East	1	8	8.0	8	0
Rogers	1	4	4.0	4	0
Wenzel	1	0	0.0	0	0
Holliday	0	-2	-	-2	0
Chargers	70	1597	22.8	70	0
Opponents	35	862	24.6	92t	1

Field Goals	1-19	20-29	30-39	40-49	50+
Wersching	4/4	5/6	2/5	0/8	0/2
Partee	1/1	0/1	0/0	0/0	0/0
Chargers	5/5	5/7	2/5	0/8	0/2
Opponents	7/7	4/6	7/10	4/15	0/0

Wersching ( ) (49N,23N) (49N,39G,13G) (45N) (50N,27G) (38B,52N) (42N,28B, 11G,8G,16G) ( ) (35N,26G,38G) (46N,35N,28G) ( ) (47B) ( ) (45N,22G,26G) Partee ( ) ( ) ( ) ( ) ( ) ( ) ( ) ( ) ( ) (23N,14G) ( ) ( )

COMMUNITY  
FRONT OFFICE  
VETERANS  
DRAFT PICKS & FREE AGENTS  
2022 IN REVIEW  
1973 STATISTICS  
GENERAL INFORMATION



# 1972 FINAL STATISTICS

(4-9-1 Overall) Fourth AFC West - Harland Svare  
Home (2-5); Away (2-4-1)

Date	W/L	Score	Opponent	Att.
09/17	L	3-34	at San Francisco	59,438
09/24	W	37-14	Denver	49,048
10/01	T	17-17	at Oakland	53,455
10/08	W	23-20	at Baltimore	55,459
10/15	L	10-24	at Miami	80,010
10/22	L	20-34	at Detroit	54,371
10/29	L	14-26	Kansas City	54,533
11/05	L	28-34	Dallas	54,476
11/13	L	17-21	Cleveland	54,205
11/19	W	27-17	at Kansas City	79,011
11/26	W	34-20	Houston	46,289
12/03	L	19-21	Oakland	54,611
12/10	L	13-38	at Denver	51,478
12/17	L	2-24	Pittsburgh	52,873

Team Statistics	Chargers	Opponents
TOTAL FIRST DOWNS	262	244
Rushing	123	99
Passing	116	124
Penalty	23	21
Third Down: Made/Att.	79/166	58/135
Third Down Pct.	.476	.430
Fourth Down: Made/Att.	2/4	2/2
Fourth Down Pct.	.500	100.0
TOTAL NET YARDS	4299	3881
Avg. Per Game	307.1	277.2
Total Plays	904	819
Avg. Per Play	4.8	4.7
NET YARDS RUSHING	1995	1673
Avg. Per Game	142.5	119.5
Total Rushes	504	435
NET YARDS PASSING	2304	2208
Avg. Per Game	164.6	157.7
Sacked/Yards Lost	23/212	26/233
Gross Yards	2516	2441
Attempts/Completions	377/192	358/201
Completion Pct.	.509	.561
Had Intercepted	28	24
PUNTS/AVERAGE	45/40.3	56/38.4
NET PUNTING AVG.	34.6	34.1
PENALTIES/YARDS	87/789	75/679
FUMBLES/BALL LOST	40/20	26/10
TOUCHDOWNS	30	41
Rushing	12	18
Passing	15	18
Returns	3	5
TIME OF POSSESSION	34:17	21:26

Score by Quarters	Q1	Q2	Q3	Q4	OT	PTS.
Chargers	51	81	33	99	0	264
Opponents	75	96	85	88	0	344

Scoring	TD	RU	PA	RT	PAT	FG	S	PTS.
Partee	0	0	0	0	26/28	15/25	0	71
Edwards	7	5	2	0	0/0	0/0	0	42
Garrett	7	6	1	0	0/0	0/0	0	42
Garrison	7	0	7	0	0/0	0/0	0	42
Williams	3	0	3	0	0/0	0/0	0	18
Dicus	2	0	2	0	0/0	0/0	0	12
McClard	0	0	0	0	2/2	3/6	0	11
Beauchamp	1	0	0	1	0/0	0/0	0	6
Hadl	1	1	0	0	0/0	0/0	0	6
Mauck	1	0	0	1	0/0	0/0	0	6
Taylor	1	0	0	1	0/0	0/0	0	6
Costa	0	0	0	0	0/0	0/0	1	2
<b>Chargers</b>	<b>30</b>	<b>12</b>	<b>15</b>	<b>3</b>	<b>28/30</b>	<b>18/31</b>	<b>1</b>	<b>264</b>
Opponents	41	18	5	41/41	19/28	0	344	

2-Pt. Conversions: Chargers 0-0, Opponents 0-0

Sacks: Chargers 26.0, Opponents 23.0

Rushing	No.	Yds.	Avg.	Long	TD
Garrett	272	1031	3.8	41t	6
Edwards	157	679	4.3	31t	5
Hadl	22	99	4.5	17	1
L. White	23	75	3.3	12	0
Taylor	13	58	4.5	17	0
Dragon	9	30	3.3	7	0
Carter	1	25	25.0	25	0
Williams	1	14	14.0	14	0
Norman	1	9	9.0	9	0
Garrison	2	-6	-3.0	0	0
Clark	2	-8	-4.0	-3	0
Dicus	1	-11	-11.0	-11	0
<b>Chargers</b>	<b>504</b>	<b>1995</b>	<b>4.0</b>	<b>41t</b>	<b>12</b>
Opponents	435	1673	3.8	63t	18

Receiving	No.	Yds.	Avg.	Long	TD
Garrison	52	744	14.3	52t	7
Edwards	40	557	13.9	61	2
Garrett	31	245	7.9	27t	1
Norman	19	262	13.8	30	0
Dicus	18	227	12.6	46t	2
Williams	14	315	22.5	62	3
Mackey	11	110	10.0	21	0
L. White	3	20	6.7	8	0
Carter	2	24	12.0	14	0
LeVias	1	8	8.0	8	0
Hadl	1	4	4.0	4	0
<b>Chargers</b>	<b>192</b>	<b>2516</b>	<b>13.1</b>	<b>62</b>	<b>15</b>
Opponents	201	2441	12.1	45t	18

Interceptions	No.	Yds.	Avg.	Long	TD
Salter	7	111	15.9	31	0
Beauchamp	6	96	16.0	47t	1
Dunlap	5	67	13.4	25	0
Babich	2	9	4.0	9	0
Redman	1	14	14.0	14	0
Barnes	1	9	9.0	9	0
Caffey	1	4	4.0	4	0
Rossovich	1	0	0.0	0	0
<b>Chargers</b>	<b>24</b>	<b>310</b>	<b>12.9</b>	<b>47t</b>	<b>1</b>
Opponents	28	229	8.2	34	0

Punting	No.	Yds.	Avg.	Net	TB	I-20	Lg.	B
Partee	45	1813	40.3	34.6	5	0	65	0
<b>Chargers</b>	<b>45</b>	<b>1813</b>	<b>40.3</b>	<b>34.6</b>	<b>5</b>	<b>0</b>	<b>65</b>	<b>0</b>
Opponents	56	2153	38.4	34.1	3	0	60	2

Punt Returns	Ret.	FC	Yds.	Avg.	Lg.	TD
Dunlap	19	11	179	9.4	21	0
Garrett	2	1	10	5.0	10	0
LeVias	1	0	-4	-4.0	-4	0
Taylor	1	0	0	0.0	0	0
Detwiler	0	5	0	-	-	0
<b>Chargers</b>	<b>23</b>	<b>17</b>	<b>185</b>	<b>8.0</b>	<b>21</b>	<b>0</b>
Opponents	17	11	157	9.2	65t	1

Kickoff Returns	Ret.	Yds.	Avg.	Long	TD
Taylor	31	676	21.8	41	0
Dunlap	12	271	22.6	35	0
Berry	7	138	19.7	26	0
Detwiler	4	94	23.5	26	0
R. Jones	3	41	13.7	17	0
Sykes	2	44	22.0	24	0
Beauchamp	1	0	0.0	0	0
Williams	0	9	---	9	0
<b>Chargers</b>	<b>60</b>	<b>1273</b>	<b>21.2</b>	<b>41</b>	<b>0</b>
Opponents	53	1225	23.1	94t	1

Field Goals	1-19	20-29	30-39	40-49	50+
Partee	5/5	3/3	2/6	4/8	1/3
McClard	0/0	1/1	0/0	2/4	0/1
<b>Chargers</b>	<b>5/5</b>	<b>4/4</b>	<b>2/6</b>	<b>6/12</b>	<b>1/4</b>
Opponents	2/2	7/8	4/8	5/9	1/1

Partee (30G) (45G,11G) (41G) (51G,40G,28G) (12G,40N) ( ) (39N,47N,39N) (50B) (26G) (40N,46G,24G) (48N,31G,11G) (38N,51N,33N,15G,18G) ( ) ( ) ( ) ( ) (47G) (50B) ( ) ( ) ( ) (45N,47N) ( ) ( ) ( ) ( ) ( ) (26G,48G) ( )

Passing	Att.	Comp.	Yds.	Comp.%	Yds./Att.	TD	TD%	Int.	Int.%	Long	Sack/Lost	Rating
Partee	370	190	2449	51.4%	6.62	15	4.1%	26	7.0%	61	19/187	56.7
Clark	6	2	67	33.3%	11.17	0	0.0%	2	33.3%	62	2/9	36.8
Garrett	1	0	0	0.0%	0.00	0	0.0%	0	0.0%	0	2/16	39.6
<b>Chargers</b>	<b>377</b>	<b>192</b>	<b>2516</b>	<b>50.9%</b>	<b>6.67</b>	<b>15</b>	<b>4.0%</b>	<b>28</b>	<b>7.4%</b>	<b>62</b>	<b>23/212</b>	<b>54.6</b>
Opponents	358	201	2441	56.1%	6.82	18	5.0%	24	6.7%	45t	26/233	66.1

2022 IN REVIEW  
 GENERAL INFORMATION  
 DRAFT PICKS & FREE AGENTS  
 VETERANS  
 FRONT OFFICE  
 COMMUNITY

# 1971 FINAL STATISTICS

(6-8 Overall) Third AFC West - Sid Gillman (4-6); Harland Svare (2-2)  
Home (6-1); Away (0-7)

Date	W/L	Score	Opponent	Att.
09/19	W	21-14	Kansas City	54,061
09/26	L	0-34	Oakland	54,084
10/03	L	17-21	at Pittsburgh	44,339
10/10	L	10-31	at Kansas City	50,514
10/17	L	16-20	at Denver	51,200
10/23	W	20-3	Buffalo	49,261
10/31	W	49-21	New York Jets	44,786
11/07	L	17-35	at New York Giants	62,905
11/15	W	20-17	St. Louis	46,486
11/21	L	33-34	at Oakland	54,681
11/28	L	0-31	at Cincinnati	59,580
12/05	W	30-14	Minnesota	54,505
12/12	W	45-17	Denver	44,347
12/19	L	33-49	at Houston	35,959

Team Statistics	Chargers	Opponents
TOTAL FIRST DOWNS	264	272
Rushing	86	143
Passing	147	114
Penalty	31	15
Third Down: Made/Att.	74/173	73/170
Third Down Pct.	.428	.429
Fourth Down: Made/Att.	1/1	1/1
Fourth Down Pct.	100.0	100.0
TOTAL NET YARDS	4738	4558
Avg. Per Game	338.4	325.6
Total Plays	859	859
Avg. Per Play	5.5	5.3
NET YARDS RUSHING	1604	2296
Avg. Per Game	114.6	164.0
Total Rushes	390	493
NET YARDS PASSING	3134	2262
Avg. Per Game	223.9	161.6
Sacked/Yards Lost	19/171	19/177
Gross Yards	3305	2439
Attempts/Completions	450/244	347/193
Completion Pct.	.542	.556
Had Intercepted	28	22
PUNTS/AVERAGE	55/43.5	67/43.7
NET PUNTING AVG.	40.6	39.0
PENALTIES/YARDS	81/895	84/887
FUMBLES/BALL LOST	30/15	27/10
TOUCHDOWNS	37	44
Rushing	11	25
Passing	23	15
Returns	3	4
TIME OF POSSESSION	30:00	25:43

Score by Quarters	Q1	Q2	Q3	Q4	OT	PTS.
Chargers	40	94	73	104	0	311
Opponents	62	95	94	90	0	341

Scoring	TD	RU	PA	RT	PAT	FG	S	PTS.
Partee	0	0	0	0	36/37	17/29	0	87
Garrett	7	4	3	0	0/0	0/0	0	42
Queen	7	4	3	0	0/0	0/0	0	42
Garrison	6	0	6	0	0/0	0/0	0	36
Parks	4	0	4	0	0/0	0/0	0	24
Montgomery	3	1	2	0	0/0	0/0	0	18
Gillette	2	0	2	0	0/0	0/0	0	12
Babich	1	0	1	0	0/0	0/0	0	6
Barnes	1	0	0	1	0/0	0/0	0	6
Burns	1	1	0	0	0/0	0/0	0	6
Dicus	1	0	1	0	0/0	0/0	0	6
Fletcher	1	0	0	1	0/0	0/0	0	6
Hadl	1	1	0	0	0/0	0/0	0	6
LeVias	1	0	1	0	0/0	0/0	0	6
Norman	1	0	1	0	0/0	0/0	0	6
White	0	0	0	0	0/0	0/0	1	2
Chargers	37	11	23	3	36/37	17/29	1	311
Opponents	44	25	15	4	43/43	11/24	0	341

2-Pt. Conversions: Chargers 0-0, Opponents 0-0

Sacks: Chargers 19.0, Opponents 19.0

Passing	Att.	Comp.	Yds.	Comp.%	Yds./Att.	TD	TD%	Int.	Int.%	Long	Sack/Lost	Rating
Hadl	431	233	3075	54.1%	7.13	21	4.9%	25	.058	77t	16/145	68.9
Domres	12	7	97	58.3%	8.08	1	8.3%	3	.250	25t	3/26	72.6
Montgomery	6	3	80	55.5%	13.33	1	16.7%	0	.000	33	0/0	135.4
Garrett	1	1	53	100.0%	53.00	0	0.0%	0	.000	53	0/0	118.8
Chargers	450	244	3305	54.2%	7.34	23	5.1%	28	.062	77t	19/171	69.0
Opponents	347	193	2439	55.6%	7.03	15	4.3%	22	.063	62t	19/177	65.7

Rushing	No.	Yds.	Avg.	Long	TD
Garrett	140	591	4.2	36	4
Queen	95	318	3.3	41	4
Montgomery	60	226	3.8	26	1
Burns	61	223	3.7	25	1
Parks	5	77	15.4	54	0
Hadl	18	75	4.2	37	1
LeVias	4	73	18.3	38	0
Ray	2	15	7.5	8	0
Partee	1	7	7.0	7	0
Norman	1	1	1.0	1	0
Domres	1	0	0.0	0	0
Garrison	1	0	0.0	0	0
Dicus	1	-2	-2.0	-2	0
Chargers	390	1604	4.1	54	11
Opponents	493	2296	4.7	57	25

Receiving	No.	Yds.	Avg.	Long	TD
Garrison	42	889	21.2	77t	6
Parks	41	609	14.9	56t	4
Garrett	41	283	6.9	40	3
Montgomery	28	361	12.9	39t	2
Norman	27	358	13.3	30	1
Queen	23	270	11.7	54	3
LeVias	21	265	12.6	37t	1
Gillette	10	147	14.7	25t	2
Dicus	6	89	14.8	29	1
Burns	3	22	7.3	10	0
Strozler	1	6	6.0	6	0
Tanner	1	6	6.0	6	0
Chargers	244	3305	13.5	77t	23
Opponents	193	2439	12.6	62t	15

Interceptions	No.	Yds.	Avg.	Long	TD
Salter	6	48	8.0	44	0
Beauchamp	4	95	23.8	52	0
Howard	4	47	11.8	29	0
Fletcher	3	63	21.0	36t	1
Barnes	2	57	28.5	36t	1
Hill	2	7	3.5	7	0
Redman	1	0	0.0	0	0
Chargers	22	317	14.4	52	2
Opponents	28	339	12.1	35t	4

Punting	No.	Yds.	Avg.	Net	TB	I-20	Lg.	B
Partee	55	2392	43.5	40.6	6	0	73	0
Chargers	55	2392	43.5	40.6	6	0	73	0
Opponents	67	2931	43.7	39.0	5	0	62	0

Punt Returns	Ret.	FC	Yds.	Avg.	Lg.	TD
LeVias	22	8	145	6.6	19	0
Fletcher	12	5	68	5.7	18	0
Garrett	3	0	2	0.7	4	0
Chargers	37	13	215	5.8	19	0
Opponents	20	17	40	2.0	12	0

Kickoff Returns	Ret.	Yds.	Avg.	Long	TD
LeVias	24	559	23.3	71	0
Fletcher	11	217	19.7	25	0
Salter	8	172	21.5	29	0
Burns	2	19	9.5	15	0
Rogers	1	20	20.0	20	0
Sweeney	1	13	13.0	13	0
Thomas	1	0	0.0	0	0
Wilkinson	1	0	0.0	0	0
Chargers	49	1000	20.4	71	0
Opponents	55	1245	22.6	63	0

Field Goals	1-19	20-29	30-39	40-49	50+
Partee	5/5	6/6	1/3	4/12	1/3
Chargers	5/5	6/6	1/3	4/12	1/3
Opponents	3/3	1/5	3/6	4/9	0/1

Partee (48N,48N) (37N,51N,48N) (21G) (43G) (43N,41G,20G,35G) (9G,10G) ( ) (28G) (42N,25G,45G) (14G) (51N) (33N,48N,12G,43G,22G) (43N,9G) (42B,50G,20G)

COMMUNITY

FRONT OFFICE

VETERANS

DRAFT PICKS & FREE AGENTS

2022 IN REVIEW

1971 STATISTICS

GENERAL INFORMATION

# 1970 FINAL STATISTICS

(5-6-3 Overall) Third AFC West - Charlie Waller  
Home (2-3-2); Away (3-3-1)

Date	W/L	Score	Opponent	Att.
09/20	L	14-16	Baltimore	47,782
09/27	T	27-27	Oakland	42,109
10/04	L	10-37	at Los Angeles	69,564
10/12	L	20-22	Green Bay	53,064
10/18	W	20-7	at Chicago	45,278
10/25	T	31-31	Houston	41,427
11/01	W	27-10	at Cleveland	80,047
11/08	W	24-21	Denver	48,327
11/15	L	16-14	at Boston	30,597
11/22	L	17-20	at Oakland	54,594
11/29	L	14-26	at Kansas City	50,315
12/06	L	14-17	Cincinnati	41,461
12/13	T	17-17	at Denver	50,959
12/20	W	31-13	Kansas City	41,379

Team Statistics	Chargers	Opponents
TOTAL FIRST DOWNS	231	245
Rushing	83	106
Passing	119	117
Penalty	29	22
Third Down: Made/Att.	67/173	69/179
Third Down Pct.	.387	.385
Fourth Down: Made/Att.	4/9	3/5
Fourth Down Pct.	.444	.600
TOTAL NET YARDS	3953	4182
Avg. Per Game	282.4	298.7
Total Plays	839	872
Avg. Per Play	4.7	4.8
NET YARDS RUSHING	1450	1967
Avg. Per Game	103.6	140.5
Total Rushes	395	480
NET YARDS PASSING	2503	2215
Avg. Per Game	178.8	158.2
Sacked/Yards Lost	57/433	27/207
Gross Yards	2936	2422
Attempts/Completions	387/192	365/207
Completion Pct.	.496	.567
Had Intercepted	19	9
PUNTS/AVERAGE	74/42.8	64/44.1
NET PUNTING AVG.	37.5	39.5
PENALTIES/YARDS	79/852	89/998
FUMBLES/BALL LOST	19/6	21/15
TOUCHDOWNS	35	30
Rushing	9	15
Passing	24	13
Returns	2	2
TIME OF POSSESSION	17:09	38:34

Score by Quarters	Q1	Q2	Q3	Q4	OT	PTS.
Chargers	30	96	65	91	0	282
Opponents	36	111	68	63	0	278

Scoring	TD	RU	PA	RT	PAT	FG	S	PTS.
Garrison	12	0	12	0	0/0	0/0	0	72
Mercer	0	0	0	0	34/35	12/19	0	70
Frazier	8	1	6	1	0/0	0/0	0	48
Alworth	4	0	4	0	0/0	0/0	0	24
R. Smith	3	3	0	0	0/0	0/0	0	18
Garrett	2	1	1	0	0/0	0/0	0	12
Queen	2	1	1	0	0/0	0/0	0	12
Detwiler	1	0	0	1	0/0	0/0	0	6
Hadl	1	1	0	0	0/0	0/0	0	6
Hubbert	1	1	0	0	0/0	0/0	0	6
Post	1	1	0	0	0/0	0/0	0	6
J. Owens	0	0	0	0	0/0	0/0	1	2
Chargers	35	9	24	2	34/35	12/19	1	282
Opponents	30	15	13	2	29/30	23/14	0	278

2-Pt. Conversions: Chargers 0-0, Opponents 3-0

Sacks: Chargers 27.0, Opponents 57.0

Rushing	No.	Yds.	Avg.	Long	TD
Queen	77	261	3.4	19	1
Post	74	225	3.0	18	1
Garrett	46	146	3.2	22	1
Hadl	28	188	6.7	34	1
Hubbert	49	175	3.6	11	1
R. Smith	52	163	3.1	21	3
Frazier	5	120	24.0	70	1
Foster	32	84	2.6	15	0
D. Smith	14	42	3.0	15	0
Domres	14	39	2.8	7	0
Garrison	4	7	1.7	10	0
Chargers	395	1450	3.7	70	9
Opponents	480	1967	4.1	42	15

Receiving	No.	Yds.	Avg.	Long	TD
Garrison	44	1006	22.9	67	12
Frazier	38	497	13.1	51	6
Alworth	35	608	17.4	80t	4
Queen	20	236	11.8	65t	1
Garrett	10	127	12.7	44t	1
Post	13	113	8.7	30	0
Foster	10	92	9.2	48	0
Hubbert	7	44	6.3	11	0
R. Smith	5	44	8.8	11	0
D. Smith	4	65	16.3	42	0
Eber	2	43	21.5	31	0
Strozier	2	40	20.0	28	0
Gillette	2	21	10.5	12	0
Chargers	192	2936	15.3	80t	24
Opponents	207	2422	11.7	61t	13

Interceptions	No.	Yds.	Avg.	Long	TD
Barnes	3	22	7.3	15	0
Howard	2	19	9.5	19	0
Tolbert	2	19	9.5	19	0
Beauchamp	1	25	25.0	25	0
DeLong	1	5	5.0	5	0
Chargers	9	90	10.0	25	0
Opponents	19	235	12.4	25	0

Punting	No.	Yds.	Avg.	Net	TB	I-20	Lg.	B
Partee	65	2852	43.9	38.7	4	0	62	1
Mercer	8	283	35.4	28.6	0	0	42	0
Hadl	1	30	30.0	30.0	0	0	30	0
Chargers	74	3165	42.8	37.5	4	0	62	1
Opponents	64	2822	44.1	39.5	6	0	61	0

Punt Returns	Ret.	FC	Yds.	Avg.	Lg.	TD
Fletcher	16	2	137	8.6	17	0
R. Smith	9	8	31	3.4	13	0
Duncan	5	4	10	2.0	8	0
Detwiler	1	1	-5	-5.0	-5	0
Chargers	31	15	173	5.6	17	0
Opponents	34	20	312	9.2	79t	1

Kickoff Returns	Ret.	Yds.	Avg.	Long	TD
Duncan	19	410	21.6	41	0
Fletcher	17	382	22.5	30	0
Beauchamp	1	0	0.0	0	0
Hill	1	0	0.0	0	0
Moss	1	0	0.0	0	0
T. Owens	1	0	0.0	0	0
Queen	1	12	12.0	12	0
R. Smith	1	9	9.0	9	0
Chargers	42	813	19.4	41	0
Opponents	52	1153	22.2	52	0

Field Goals	1-19	20-29	30-39	40-49	50+
Mercer	3/3	1/3	5/5	3/8	0/0
Chargers	3/3	1/3	5/5	3/8	0/0
Opponents	10/12	6/8	4/6	1/12	2/2

Mercer (46B) (48G,39G) (30G) (47N,16G,39G) ( ) (45G) (45N,37G,12G) (38G) (45N,23N,25N) (11G) ( ) (47N) (42G) (27G)

Passing	Att.	Comp.	Yds.	Comp.%	Yds./Att.	TD	TD%	Int.	Int.%	Long	Sack/Lost	Rating
Hadl	327	162	2388	49.5%	7.30	22	6.7%	15	4.6%	67	42/327	77.1
Domres	55	28	491	50.9%	8.93	2	3.6%	4	7.3%	80t	13/93	63.5
Foster	3	1	9	33.3%	3.00	0	0.0%	0	0.0%	9	1/8	42.4
Clark	2	1	48	50.0%	24.00	0	0.0%	0	0.0%	48	0/0	95.8
Garrett	0	0	0	—	—	0	—	0	—	—	1/5	—
Chargers	387	192	2936	49.6%	7.59	24	6.2%	19	4.9%	80t	57/433	75.3
Opponents	365	207	2422	56.7%	6.64	13	3.6%	9	2.5%	61t	27/207	78.6

COMMUNITY FRONT OFFICE VETERANS 2022 IN REVIEW STATISTICS GENERAL INFORMATION & FREE AGENTS

# 1969 FINAL STATISTICS

(8-6 Overall) Third AFL West - Sid Gillman (4-5); Charlie Waller (4-1)  
Home (5-2); Away (3-4)

Date	W/L	Score	Opponent	Att.
09/14	L	9-27	Kansas City	47,988
09/21	L	20-34	at Cincinnati	26,243
09/28	W	34-27	New York (AFL)	54,042
10/04	W	21-14	Cincinnati	52,748
10/11	W	21-14	at Miami	34,585
10/19	W	13-10	at Boston	18,346
10/26	L	12-24	Oakland	54,008
11/02	L	0-13	at Denver	45,514
11/09	L	3-27	at Kansas City	51,104
11/16	L	16-21	at Oakland	54,372
11/23	W	45-24	Denver	34,664
11/27	W	21-17	at Houston	40,065
12/07	W	28-18	Boston	33,146
12/14	W	45-6	Buffalo	47,582

Team Statistics	Chargers	Opponents
TOTAL FIRST DOWNS	275	232
Rushing	119	71
Passing	131	148
Penalty	25	13
Third Down: Made/Att.	0/0	0/0
Third Down Pct.	.000	.000
Fourth Down: Made/Att.	0/0	0/0
Fourth Down Pct.	.000	.000
TOTAL NET YARDS	4611	4237
Avg. Per Game	329.4	302.6
Total Plays	932	824
Avg. Per Play	4.9	5.1
NET YARDS RUSHING	1985	1442
Avg. Per Game	141.8	103.0
Total Rushes	455	366
NET YARDS PASSING	2626	2795
Avg. Per Game	187.6	199.6
Sacked/Yards Lost	33/301	35/280
Gross Yards	2927	3075
Attempts/Completions	444/208	423/241
Completion Pct.	.468	.570
Had Intercepted	21	31
PUNTS/AVERAGE	71/44.6	76/40.3
NET PUNTING AVG.	38.3	36.0
PENALTIES/YARDS	63/731	71/791
FUMBLES/BALL LOST	27/13	13/6
TOUCHDOWNS	35	34
Rushing	18	11
Passing	13	22
Returns	4	1
TIME OF POSSESSION	30:00	30:00

Score by Quarters	Q1	Q2	Q3	Q4	OT	PTS.
Chargers	57	92	71	68	0	288
Opponents	45	84	75	72	0	276

Scoring	TD	RU	PA	RT	PAT	FG	S	PTS.
Partee	0	0	0	0	33/33	15/28	0	78
Garrison	7	0	7	0	0/0	0/0	0	42
Post	6	6	0	0	0/0	0/0	0	36
Alworth	4	0	4	0	0/0	0/0	0	24
Domres	4	4	0	0	0/0	0/0	0	24
Hubbert	4	4	0	0	0/0	0/0	0	24
Graham	2	0	2	0	0/0	0/0	12	12
Hadl	2	2	0	0	0/0	0/0	0	12
Smith	2	2	0	0	0/0	0/0	0	12
Briggs	1	0	0	1	0/0	0/0	0	6
Duncan	1	0	0	1	0/0	0/0	0	6
Eber	1	0	1	0	0/0	0/0	0	6
Foster	1	0	1	0	0/0	0/0	0	6
Chargers	35	18	13	4	33/33	15/28	0	288
Opponents	34	11	22	1	31/33	13/25	0	276

2-Pt. Conversions: Chargers 0-0, Opponents 1-1

Sacks: Chargers 35.0, Opponents 33.0

Passing	Att.	Comp.	Yds.	Comp.%	Yds./Att.	TD	TD%	Int.	Int.%	Long	Sack/Lost	Rating
Hadl	324	158	2253	48.8%	6.95	10	3.1%	11	3.4%	76t	18/190	67.8
Domres	112	47	631	42.0%	5.63	2	1.8%	10	8.9%	55	14/101	29.3
Foster	5	2	39	40.0%	7.80	1	20.0%	0	0.0%	30t	0/0	107.5
Post	2	1	4	50.0%	2.00	0	0.0%	0	0.0%	4	0/0	56.3
Hubbert	1	0	0	0.0%	0.00	0	0.0%	0	0.0%	0	0/0	39.6
Mikolajewski	0	0	0	—	—	0	—	0	—	—	1/10	—
Chargers	444	208	2927	46.8%	6.59	13	2.9%	21	4.7%	76t	33/301	58.6
Opponents	423	241	3075	57.0%	7.27	22	5.2%	31	7.3%	80t	35/280	66.7

Rushing	No.	Yds.	Avg.	Long	TD
Post	182	873	4.8	60	6
Hubbert	94	333	3.5	24	4
Foster	64	236	3.7	24	0
Smith	51	211	4.1	16	2
Domres	19	145	7.6	22	4
Hadl	26	109	4.2	17	2
Sayers	14	53	3.8	8	0
Alworth	5	25	5.0	16	0
Chargers	455	1985	4.4	60	18
Opponents	366	1442	3.9	49	11

Receiving	No.	Yds.	Avg.	Long	TD
Alworth	64	1003	15.7	76t	4
Garrison	40	804	20.1	50	7
Post	24	235	9.8	46	0
Frazier	17	205	12.1	50	0
Foster	14	83	5.9	28	1
Hubbert	11	43	3.9	18	0
Queen	10	148	14.8	42	0
Smith	10	144	14.4	55	0
Eber	9	141	15.7	43	1
Mackinnon	7	82	11.7	23	0
Trapp	2	39	19.5	24	0
Chargers	208	2927	14.1	76t	13
Opponents	241	3075	12.8	80t	22

Interceptions	No.	Yds.	Avg.	Long	TD
Hill	7	92	13.1	27	0
Duncan	6	118	19.7	72t	1
Howard	6	50	8.3	19	0
Barnes	5	64	12.8	25	0
Graham	4	112	28.0	65t	2
Bruggers	1	5	5.0	5	0
Redman	1	3	3.0	3	0
Campbell	1	0	0.0	0	0
Chargers	31	444	14.3	72t	3
Opponents	21	265	12.6	43	0

Punting	No.	Yds.	Avg.	Net	TB	I-20	Lg.	B
Partee	71	3169	44.6	38.3	8	0	62	0
Chargers	71	3169	44.6	38.3	8	0	62	0
Opponents	76	3059	40.3	36.0	1	0	62	0

Punt Returns	Ret.	FC	Yds.	Avg.	Lg.	TD
Duncan	27	7	280	10.4	38	0
Graham	3	24	15	5.0	9	0
Smith	3	0	5	5.0	5	0
Trapp	0	1	0	—	0	0
Chargers	31	32	300	9.7	38	0
Opponents	30	7	291	9.7	45	0

Kickoff Returns	Ret.	Yds.	Avg.	Long	TD
Duncan	21	587	28.0	52	0
Smith	6	138	23.0	27	0
Post	4	74	18.5	27	0
Fetherston	3	0	0.0	0	0
Sayers	2	42	21.0	21	0
Briggs	1	0	0.0	0	0
Foster	1	1	1.0	1	0
Huey	1	0	0.0	0	0
Chargers	39	842	21.6	52	0
Opponents	53	1238	23.4	38	0

Field Goals	1-19	20-29	30-39	40-49	50+
Partee	4/4	5/8	3/9	2/6	1/1
Chargers	4/4	5/8	3/9	2/6	1/1
Opponents	2/3	3/4	5/7	3/8	0/3

Partee (50G) (49N,33N,29G,14G) (37N,42G,27G) (34N,27N,43B) (41B) (28N,12G,28G) (35N,25G,46G) ( ) (39N,25G) (30N,18G,31G,14G) (33G) (25B) ( ) (48N,33G)

COMMUNITY

FRONT OFFICE

VETERANS

DRAFT PICKS & FREE AGENTS

2022 IN REVIEW

1969 STATISTICS

GENERAL INFORMATION

# 1968 FINAL STATISTICS

(9-5 Overall) Third AFL West - Sid Gillman  
Home (4-3); Away (5-2)

Date	W/L	Score	Opponent	Att.
09/06	W	29-13	Cincinnati	33,687
09/21	W	30-14	Houston	46,217
09/29	W	31-10	at Cincinnati	28,642
10/05	L	20-23	at New York (AFL)	63,786
10/13	W	23-14	at Oakland	53,257
10/20	W	55-24	Denver	42,953
10/27	L	20-27	at Kansas City	50,344
11/03	W	34-28	Miami	37,284
11/10	W	27-17	at Boston	19,278
11/17	W	21-6	at Buffalo	27,993
11/24	L	15-37	New York (AFL)	51,175
12/01	W	47-23	at Denver	35,312
12/08	L	3-40	Kansas City	51,174
12/15	L	27-34	Oakland	40,698

Team Statistics	Chargers	Opponents
TOTAL FIRST DOWNS	270	225
Rushing	93	90
Passing	164	118
Penalty	13	17
Third Down: Made/Att.	0/0	0/0
Third Down Pct.	.000	.000
Fourth Down: Made/Att.	0/0	0/0
Fourth Down Pct.	.000	.000
TOTAL NET YARDS	5388	4333
Avg. Per Game	384.9	309.5
Total Plays	893	893
Avg. Per Play	5.9	4.9
NET YARDS RUSHING	1765	1641
Avg. Per Game	126.1	117.2
Total Rushes	428	439
NET YARDS PASSING	3623	2692
Avg. Per Game	258.8	192.3
Sacked/Yards Lost	18/190	24/204
Gross Yards	3813	2896
Attempts/Completions	472/225	430/217
Completion Pct.	.477	.505
Had Intercepted	33	20
PUNTS/AVERAGE	56/40.7	74/42.3
NET PUNTING YARD.	34.7	37.0
PENALTIES/YARDS	72/654	63/692
FUMBLES/BALL LOST	20/12	26/15
TOUCHDOWNS		
Rushing	12	13
Passing	29	20
Returns	4	3
TIME OF POSSESSION	21:26	38:34

Score by Quarters	Q1	Q2	Q3	Q4	OT	PTS.
Chargers	74	136	58	114	0	382
Opponents	59	106	78	67	0	310

Scoring	TD	RU	PA	RT	PAT	FG	S	PTS.
Partee	0	0	0	0	40/43	22/32	0	106
Alworth	10	0	10	0	0/0	0/0	0	62
Garrison	10	0	10	0	0/0	0/0	0	60
MacKinnon	6	0	6	0	0/0	0/0	0	38
Smith	4	4	0	0	0/0	0/0	0	24
Frazier	3	0	3	0	0/0	0/0	0	18
Post	3	3	0	0	0/0	0/0	0	18
Beauchamp	2	0	2	0	0/0	0/0	0	12
Hadl	2	2	0	0	0/0	0/0	0	12
Hubbert	2	2	0	0	0/0	0/0	0	12
Duncan	1	0	1	0	0/0	0/0	0	6
Dyer	1	0	1	0	0/0	0/0	0	6
Foster	1	1	0	0	0/0	0/0	0	6
Chargers	45	12	29	4	40/43	22/32	1	382
Opponents	36	13	20	3	35/35	19/31	1	310

2-Pt. Conversions: Alworth, MacKinnon, Chargers 2-2, Opponents 0-1

Sacks: Chargers 24.0, Opponents 18.0

Rushing	No.	Yds.	Avg.	Long	TD
Post	151	758	5.0	62t	3
Smith	88	426	4.8	37t	4
Foster	109	394	3.6	22	1
Hubbert	28	119	4.3	21	2
Allison	23	31	1.3	6	0
Alworth	3	18	6.0	10	0
Hadl	23	14	0.6	9	2
Lowe	1	9	9.0	9	0
Brittenuum	2	-4	-2.0	0	0
Chargers	428	1765	4.1	62t	12
Opponents	439	1641	3.7	37	13

Receiving	No.	Yds.	Avg.	Long	TD
Alworth	68	1312	19.3	80t	10
Garrison	52	1103	21.2	84t	10
MacKinnon	33	646	19.6	62t	6
Foster	23	224	9.7	48	0
Post	18	165	9.2	23	0
Frazier	16	237	14.8	48t	3
Smith	7	71	10.1	24	0
Hubbert	5	11	2.2	10	0
Allison	2	22	11.0	12	0
Dyer	1	22	22.0	22	0
Chargers	225	3813	16.9	84t	29
Opponents	217	2896	13.3	87t	20

Interceptions	No.	Yds.	Avg.	Long	TD
Beauchamp	5	114	22.8	35t	2
Graham	5	87	17.4	42	0
Tolbert	2	42	21.0	22	0
Erlandson	2	22	11.0	16	0
Staggs	2	2	1.0	2	0
Allen	1	4	4.0	4	0
Duncan	1	4	4.0	4	0
Fetherston	1	0	0.0	0	0
Howard	1	0	0.0	0	0
Chargers	20	275	13.8	42	2
Opponents	33	534	16.2	75t	2

Punting	No.	Yds.	Avg.	Net	TB	I-20	Lg.	B
Partee	56	2281	40.7	34.7	6	0	60	0
Chargers	56	2281	40.7	34.7	6	0	60	0
Opponents	74	3132	42.3	37.0	5	0	68	0

Punt Returns	Ret.	FC	Yds.	Avg.	Lg.	TD
Duncan	18	5	206	11.4	95t	1
Graham	13	10	61	4.7	22	0
Smith	8	3	25	3.1	8	0
Allison	0	1	0	—	—	0
Chargers	39	19	292	7.9	95t	1
Opponents	21	10	220	10.5	82t	1

Kickoff Returns	Ret.	Yds.	Avg.	Long	TD
Duncan	25	586	23.4	53	0
Post	10	199	19.9	38	0
Allison	7	121	17.3	23	0
Baccaglio TM	2	0	0.0	0	0
Lincoln	2	37	18.5	27	0
Whitehead	2	81	40.5	63	0
Latzke	1	0	0.0	0	0
Smith	1	20	20.0	20	0
Speights	1	21	21.0	21	0
Chargers	51	1065	20.9	63	0
Opponents	60	1251	20.9	35	0

Field Goals	1-19	20-29	30-39	40-49	50+
Partee	4/4	8/10	6/10	4/7	0/1
Chargers	4/4	8/10	6/10	4/7	0/1
Opponents	5/5	8/9	5/10	1/7	0/0

Partee (46N,39N,42G) (35G,23G,48G) (36N,28N,21G) (50N) (47N,39N,24G, 27G,27G) (37B,18G,27G) (19G,36G) (23N,33G,23G) (32G,33G) ( ) ( ) (19G) (28G) (47N,33G,34G,40G,42G)

Passing	Att.	Comp.	Yds.	Comp.%	Yds./Att.	TD	TD%	Int.	Int.%	Long	Sack/Lost	Rating
Hadl	440	208	3473	47.3%	7.89	27	6.1%	32	7.3%	84t	10/110	64.5
Brittenuum	17	9	125	52.9%	7.35	1	5.9%	1	5.9%	22	7/63	71.9
Foster	7	6	169	85.7%	24.14	0	0.0%	0	0.0%	50	0/0	118.8
Post	4	1	23	25.0%	5.75	0	0.0%	0	0.0%	23	1/17	51.0
Smith	3	0	0	0.0%	0.00	0	0.0%	0	0.0%	0	0/0	39.6
Allison	1	1	23	100.0%	23.00	1	100.0%	0	0.0%	23t	0/0	158.3
Chargers	472	225	3813	47.7%	8.08	29	6.1%	33	7.0%	84t	18/190	66.8
Opponents	430	217	2896	50.5%	6.73	20	4.7%	20	4.7%	87t	24/204	68.3



# 1967 FINAL STATISTICS

(8-5-1 Overall) Third AFL West - Sid Gillman  
Home (5-2-1); Away (3-3)

Date	W/L	Score	Opponent	Att.
09/09	W	28-14	Boston	39,337
09/24	W	13-3	Houston	36,032
10/01	W	37-17	at Buffalo	39,310
10/08	T	31-31	Boston	23,620
10/15	W	45-31	Kansas City	45,355
10/22	W	38-21	at Denver	34,465
10/29	L	10-51	at Oakland	53,474
11/12	W	24-0	Miami	34,761
11/19	W	17-16	at Kansas City	46,758
11/23	W	24-20	Denver	34,586
12/03	L	21-41	Oakland	52,661
12/10	L	24-41	at Miami	23,007
12/16	L	17-24	at Houston	19,870
12/24	L	31-42	New York (AFL)	34,580

Team Statistics	Chargers	Opponents
TOTAL FIRST DOWNS	259	251
Rushing	88	88
Passing	150	148
Penalty	21	15
Third Down: Made/Att.	0/0	0/0
Third Down Pct.	.000	.000
Fourth Down: Made/Att.	0/0	0/0
Fourth Down Pct.	.000	.000
TOTAL NET YARDS	5125	4705
Avg. Per Game	366.1	336.1
Total Plays	891	936
Avg. Per Play	5.8	5.0
NET YARDS RUSHING	1715	1553
Avg. Per Game	122.5	110.9
Total Rushes	417	441
NET YARDS PASSING	3410	3152
Avg. Per Game	243.6	225.1
Sacked/Yards Lost	11/107	31/303
Gross Yards	3517	3455
Attempts/Completions	463/230	464/230
Completion Pct.	.497	.496
Had Intercepted	24	13
PUNTS/AVERAGE	63/37.5	72/45.2
NET PUNTING AVG.	33.6	36.8
PENALTIES/YARDS	72/817	61/666
FUMBLES/BALL LOST	18/10	22/10
TOUCHDOWNS	45	44
Rushing	14	17
Passing	26	26
Returns	5	1
TIME OF POSSESSION	25:43	34:17

Score by Quarters	Q1	Q2	Q3	Q4	OT	PTS.
Chargers	76	116	58	110	0	360
Opponents	87	99	93	73	0	352

Scoring	TD	RU	PA	RT	PAT	FG	S	PTS.
Van Raaphorst	0	0	0	0	45/45	15/30	0	90
Frazier	10	0	10	0	0/0	0/0	0	60
Alworth	9	0	9	0	0/0	0/0	0	54
Post	8	7	1	0	0/0	0/0	0	48
Hubbert	4	2	2	0	0/0	0/0	0	24
Duncan	3	0	0	3	0/0	0/0	0	18
Hadl	3	3	0	0	0/0	0/0	0	18
Garrison	2	0	2	0	0/0	0/0	0	12
MacKinnon	2	0	2	0	0/0	0/0	0	12
Appleton	1	0	0	1	0/0	0/0	0	6
Graham	1	0	0	1	0/0	0/0	0	6
Lowe	1	1	0	0	0/0	0/0	0	6
Smith	1	1	0	0	0/0	0/0	0	6
Chargers	45	14	26	5	45/45	15/30	0	360
Opponents	44	17	26	1	44/44	14/27	1	352

2-Pt. Conversions: Chargers 0-0, Opponents 0-0

Sacks: Chargers 31.0, Opponents 11.0

Passing	Att.	Comp.	Yds.	Comp.%	Yds./Att.	TD	TD%	Int.	Int.%	Long	Sack/Lost	Rating
Hadl	427	217	3365	50.8%	7.88	24	5.6%	22	5.2%	72t	9/91	74.5
Stephenson	26	11	117	42.3%	4.50	2	7.7%	2	7.7%	21	1/7	49.7
Post	6	1	9	16.7%	1.50	0	0.0%	0	0.0%	9	1/9	39.6
Alworth	1	0	0	0.0%	0.00	0	0.0%	0	0.0%	0	0/0	39.6
Foster	1	0	0	0.0%	0.00	0	0.0%	0	0.0%	0	0/0	39.6
Lowe	1	1	26	100.0%	26.00	0	0.0%	0	0.0%	26	0/0	118.8
Whitehead	1	0	0	0.0%	0.00	0	0.0%	0	0.0%	0	0/0	39.6
Chargers	463	230	3517	49.7%	7.60	26	5.6%	24	5.2%	72t	11/107	72.3
Opponents	464	230	3455	49.6%	7.45	26	5.6%	13	2.8%	75t	31/303	81.4

Rushing	No.	Yds.	Avg.	Long	TD
Post	161	663	4.1	67t	6
Hubbert	116	643	5.5	80t	2
Smith	22	115	5.2	16	1
Hadl	37	107	2.9	26	3
Foster	28	78	2.1	13	0
Lowe	28	71	2.5	21	1
Allison	10	34	3.4	26	0
Stephenson	2	11	5.5	7	0
Alworth	1	5	5.0	5	0
Garrison	1	1	1.0	1	0
Redman	1	-13	-13.0	-13	0
Chargers	417	1715	4.1	80t	14
Opponents	441	1553	3.5	52	17

Receiving	No.	Yds.	Avg.	Long	TD
Frazier	57	922	16.2	72t	10
Alworth	52	1010	19.4	71t	9
Garrison	44	772	17.5	62	2
Post	32	278	8.7	66t	1
Hubbert	19	214	11.3	49	2
Foster	9	46	5.1	11	0
MacKinnon	7	176	25.1	71	2
Newell	7	68	9.7	14	0
Lowe	2	25	12.5	13	0
Smith	1	6	6.0	6	0
Chargers	230	3517	15.3	72t	26
Opponents	230	3455	15.0	75t	26

Interceptions	No.	Yds.	Avg.	Long	TD
Beauchamp	3	44	14.7	28	0
Duncan	2	100	50.0	100t	1
Graham	2	76	38.0	68t	1
Redman	2	26	13.0	23	0
Allen	2	2	1.0	2	0
Erickson	1	17	17.0	17	0
Tolbert	1	9	9.0	9	0
Chargers	13	274	21.1	100t	2
Opponents	24	329	13.7	40t	1

Punting	No.	Yds.	Avg.	Net	TB	I-20	Lg.	B
Redman	58	2147	37.0	32.9	1	0	56	0
Cordill	3	145	48.3	46.0	0	0	52	0
Hadl	2	70	35.0	35.0	0	0	46	0
Chargers	63	2362	37.5	33.6	1	0	56	0
Opponents	72	3252	45.2	36.8	6	0	72	0

Punt Returns	Ret.	FC	Yds.	Avg.	Lg.	TD
Duncan	36	6	434	12.1	50	0
Graham	3	4	46	15.3	42	0
Smith	0	2	0	-	0	0
Erickson	1	0	0	0.0	0	0
Chargers	39	12	480	12.3	50	0
Opponents	21	19	224	10.7	78	0

Kickoff Returns	Ret.	Yds.	Avg.	Long	TD
Tolbert	18	441	24.5	45	0
Post	15	371	24.7	50	0
Duncan	9	231	25.7	60	0
Lowe	8	145	18.1	29	0
Smith	3	51	17.0	19	0
Erickson	1	0	0.0	0	0
Chargers	54	1239	22.9	60	0
Opponents	63	1506	23.9	82	0

Field Goals: 1-19 20-29 30-39 40-49 50+  
Van Raaphorst 5/8 3/5 4/5 3/11 0/1  
Chargers 5/8 3/5 4/5 3/11 0/1  
Opponents 5/7 4/6 3/8 2/4 0/2  
Van Raaphorst (42N,50N,45N) (46G,42G,38N) (32G,30G,13B,25G) (32G,49N)  
(15G,43B,17B,13B) (41N,30G) (49N,29N,40G) (46N,42G) (12G) (24G,45N,22B)  
( ) (23G) (18G) (13G)

# 1966 FINAL STATISTICS

(7-6-1 Overall) Third AFL West - Sid Gillman  
Home (5-2); Away (2-4-1)

Date	W/L	Score	Opponent	Att.
09/04	W	24-7	Buffalo	27,572
09/10	W	24-0	Boston	29,539
09/25	W	29-20	at Oakland	37,183
10/02	W	44-10	Miami	26,444
10/08	L	16-17	at New York (AFL)	63,497
10/16	T	17-17	at Buffalo	45,169
10/23	L	17-35	at Boston	32,371
10/30	W	24-17	Denver	25,819
11/06	L	14-24	at Kansas City	40,986
11/13	L	19-41	Oakland	26,230
11/27	L	17-20	at Denver	24,860
12/04	W	28-22	at Houston	17,569
12/11	W	42-27	New York (AFL)	25,712
12/18	L	17-27	Kansas City	28,548

Team Statistics	Chargers	Opponents
TOTAL FIRST DOWNS	230	260
Rushing	77	127
Passing	137	116
Penalty	16	17
Third Down: Made/Att.	0/0	0/0
Third Down Pct.	.000	.000
Fourth Down: Made/Att.	0/0	0/0
Fourth Down Pct.	.000	.000
TOTAL NET YARDS	4553	4558
Avg. Per Game	325.2	325.6
Total Plays	827	905
Avg. Per Play	5.5	5.0
NET YARDS RUSHING	1537	2403
Avg. Per Game	109.8	171.6
Total Rushes	361	497
NET YARDS PASSING	3016	2155
Avg. Per Game	215.4	153.9
Sacked/Yards Lost	32/331	26/231
Gross Yards	3347	2386
Attempts/Completions	434/224	382/170
Completion Pct.	.516	.445
Had Intercepted	15	27
PUNTS/AVERAGE	66/37.0	52/43.0
NET PUNTING AVG.	34.5	35.3
PENALTIES/YARDS	68/667	60/527
FUMBLE/BALL LOST	17/7	17/8
TOUCHDOWNS	41	33
Rushing	9	19
Passing	29	13
Returns	3	1
TIME OF POSSESSION	30:00	30:00

Score by Quarters	Q1	Q2	Q3	Q4	OT	PTS.
Chargers	57	97	64	117	0	335
Opponents	60	91	50	83	0	284

Scoring	TD	RU	PA	RT	PAT	FG	S	PTS.
Van Raaphorst	0	0	0	0	39/40	16/31	0	87
Alworth	13	0	13	0	0/0	0/0	0	78
MacKinnon	6	0	6	0	0/0	0/0	0	36
Garrison	4	0	4	0	0/0	0/0	0	24
Foster	3	1	2	0	0/0	0/0	0	18
Lincoln	3	1	2	0	0/0	0/0	0	18
Low	3	3	0	0	0/0	0/0	0	18
Allison	2	2	0	0	0/0	0/0	0	12
Frazier	2	0	2	0	0/0	0/0	0	12
Hadl	2	2	0	0	0/0	0/0	0	12
Duncan	1	0	1	0	0/0	0/0	0	6
Graham	1	0	1	0	0/0	0/0	0	6
Redman	1	0	1	0	0/0	0/0	0	6
Chargers	41	9	29	3	39/40	16/31	1	335
Opponents	33	19	13	1	31/32	17/31	1	284

2-Pt. Conversions: Chargers 0-0, Opponents 1-1

Sacks: Chargers 26.0, Opponents 32.0

Passing	Att.	Comp.	Yds.	Comp.%	Yds./Att.	TD	TD%	Int.	Int.%	Long	Sack/Lost	Rating
Hadl	375	200	2846	53.3%	7.59	23	6.1%	14	3.7%	78t	0/0	83.0
Tensi	52	21	405	40.4%	7.79	5	9.6%	1	1.9%	63t	0/0	92.2
Lincoln	4	2	71	50.0%	17.75	1	25.0%	0	0.0%	36t	0/0	135.4
Low	3	1	25	33.3%	8.33	0	0.0%	0	0.0%	25	0/0	64.6
Chargers	434	224	3347	51.6%	7.71	29	6.7%	15	3.5%	78t	32/331	85.1
Opponents	382	170	2386	44.5%	6.25	13	3.4%	27	7.1%	68	26/231	47.1

Rushing	No.	Yds.	Avg.	Long	TD
Low	146	643	4.4	57	3
Foster	81	352	4.3	37	1
Lincoln	58	214	3.7	23	1
Allison	31	213	6.9	61t	2
Hadl	38	95	2.5	21	2
Redman	2	14	7.0	32	0
Alworth	3	10	3.3	4	0
Tensi	1	-1	-1.0	-1	0
Garrison	1	-3	-3.0	-3	0
Chargers	361	1537	4.3	61t	9
Opponents	497	2403	4.8	64	19

Receiving	No.	Yds.	Avg.	Long	TD
Alworth	73	1383	18.9	78t	13
Garrison	46	642	14.0	36	4
MacKinnon	26	477	18.3	46	6
Foster	26	260	10.0	63t	2
Lincoln	14	264	18.9	67t	2
Allison	12	99	8.3	20	0
Low	12	41	3.4	11	0
Frazier	9	144	16.0	30t	2
Norton	4	50	12.5	18	0
Hadl	2	-13	-6.5	4	0
Chargers	224	3347	14.9	78t	29
Opponents	170	2386	14.0	68	13

Interceptions	No.	Yds.	Avg.	Long	TD
Duncan	7	67	9.6	31	0
Graham	5	70	14.0	32t	1
Farr	3	68	22.7	35	0
Matsos	1	6	6.0	6	0
Whitehead	2	89	44.5	61	0
Beauchamp	2	24	12.0	21	0
Redman	2	7	3.5	7	0
Milks	1	13	13.0	13	0
Allen	1	8	8.0	8	0
Degen	1	7	7.0	7	0
Kindig	1	0	0.0	0	0
Tolbert	1	0	0.0	0	0
Chargers	27	359	13.3	61	1
Opponents	15	278	18.5	41	0

Punting	No.	Yds.	Avg.	Net	TB	I-20	Lg.	B
Redman	66	2442	37.0	34.5	4	0	55	0
Chargers	66	2442	37.0	34.5	4	0	55	0
Opponents	52	2235	43.0	35.3	7	0	60	0

Punt Returns	Ret.	FC	Yds.	Avg.	Lg.	TD
Duncan	18	4	238	13.2	81t	1
Graham	2	4	15	7.5	12	0
Plump	1	0	4	4.0	4	0
Chargers	21	8	257	12.2	81t	1
Opponents	16	16	84	5.3	33	0

Kickoff Returns	Ret.	Yds.	Avg.	Long	TD
Duncan	25	642	25.7	50	0
Plump	15	345	23.0	35	0
Low	7	167	23.9	54	0
Beauchamp	4	64	16.0	25	0
Farr	2	54	27.0	35	0
Gruneisen	1	0	0.0	0	0
Whitmyer	1	10	10.0	10	0
Chargers	55	1282	23.5	54	0
Opponents	66	1387	21.0	53	0

Field Goals	1-19	20-29	30-39	40-49	50+
Van Raaphorst	7/8	3/8	4/7	2/7	0/1
Chargers	7/8	3/8	4/7	2/7	0/1
Opponents	3/3	5/8	5/7	2/10	2/3
Van Raaphorst	(30G,10G) (10G,40N) (13G,20G) (9G) (14G,17G,42G,50N,40N,30N,21N) (31G,42N) (25N,43G) (31N,26G) ( ) (38G,45N,39G,19B) (21N,10G,22N) (33N) (45N) (26G,26N)				

# 1965 FINAL STATISTICS

(9-2-3 Overall) First AFL West - Sid Gillman  
Home (4-1-2); Away (5-1-1); Postseason (0-1)

Date	W/L	Score	Opponent	Att.
09/11	W	34-31	Denver	27,022
09/19	W	17-6	at Oakland	21,406
09/26	T	10-10	Kansas City	28,126
10/03	W	31-14	Houston	28,190
10/10	W	34-3	at Buffalo	45,260
10/17	T	13-13	at Boston	20,924
10/23	W	34-9	at New York (AFL)	60,679
10/31	L	6-22	Boston	33,366
11/07	W	35-21	at Denver	33,073
11/14	L	7-31	at Kansas City	21,968
11/25	T	20-20	Buffalo	27,473
12/04	W	38-7	New York (AFL)	32,169
12/12	W	37-26	at Houston	24,120
12/19	W	24-14	Oakland	26,056
<b>AFL Championship Game</b>				
12/26	L	0-23	Buffalo	30,361

Team Statistics	Chargers	Opponents
TOTAL FIRST DOWNS	268	188
Rushing	127	54
Passing	127	117
Penalty	14	17
Third Down: Made/Att.	0/0	0/0
Third Down Pct.	.000	.000
Fourth Down: Made/Att.	0/0	0/0
Fourth Down Pct.	.000	.000
TOTAL NET YARDS	5156	3268
Avg. Per Game	368.3	233.4
Total Plays	908	815
Avg. Per Play	5.7	4.0
NET YARDS RUSHING	2083	1094
Avg. Per Game	148.8	78.1
Total Rushes	482	306
NET YARDS PASSING	3103	2174
Avg. Per Game	221.6	155.3
Sacked/Yards Lost	27/276	38/312
Gross Yards	3379	2486
Attempts/Completions	401/203	471/207
Completion Pct.	.506	.439
Had Intercepted	26	28
PUNTS/AVERAGE	70/40.0	80/43.2
NET PUNTING AVG.	35.7	36.9
PENALTIES/YARDS	84/929	62/665
FUMBLES/BALL LOST	20/12	18/10
TOUCHDOWNS	41	25
Rushing	12	7
Passing	23	17
Returns	6	1
TIME OF POSSESSION	30:00	30:00

Score by Quarters	Q1	Q2	Q3	Q4	OT	PTS.
Chargers	20	136	76	108	0	340
Opponents	55	57	44	71	0	227

Scoring	TD	RU	PA	RT	PAT	FG	S	PTS.
Travenio	0	0	0	0	40/40	18/31	0	94
Alworth	14	0	14	0	0/0	0/0	0	84
Lowe	8	6	1	1	0/0	0/0	0	48
Lincoln	7	3	4	0	0/0	0/0	0	42
Duncan	2	0	0	2	0/0	0/0	0	12
Foster	2	2	0	0	0/0	0/0	0	12
Kocourek	2	0	2	0	0/0	0/0	0	12
Norton	2	0	2	0	0/0	0/0	0	12
Faison	1	0	0	1	0/0	0/0	0	6
Graham	1	0	0	1	0/0	0/0	0	6
Hadl	1	1	0	0	0/0	0/0	0	6
Whitehead	1	0	0	1	0/0	0/0	0	6
<b>Chargers</b>	<b>41</b>	<b>12</b>	<b>23</b>	<b>6</b>	<b>40/40</b>	<b>18/31</b>	<b>0</b>	<b>340</b>
Opponents	25	7	17	1	25/25	16/34	2	227

2-Pt. Conversions: Chargers 0-1, Opponents 0-0

Sacks: Chargers 38.0, Opponents 27.0

Passing	Att.	Comp.	Yds.	Comp.%	Yds./Att.	TD	TD%	Int.	Int.%	Long	Sack/Lost	Rating
Hadl	348	174	2798	50.0%	8.04	20	5.7%	21	6.0%	85t	0/0	71.3
Breaux	43	22	404	51.2%	9.40	2	4.7%	4	9.3%	66t	0/0	60.6
Lowe	4	2	81	75.0%	20.10	0	0.0%	0	0.0%	42	0/0	116.7
Foster	3	2	31	66.7%	10.33	0	0.0%	0	0.0%	21	0/0	100.7
Lincoln	3	2	65	66.7%	21.67	1	33.3%	1	33.3%	34t	0/0	109.7
<b>Chargers</b>	<b>401</b>	<b>203</b>	<b>3379</b>	<b>50.6%</b>	<b>8.43</b>	<b>23</b>	<b>5.7%</b>	<b>26</b>	<b>6.5%</b>	<b>85t</b>	<b>27/276</b>	<b>71.5</b>
Opponents	471	207	2486	43.9%	5.28	17	3.6%	28	5.9%	73t	38/312	48.0

Rushing	No.	Yds.	Avg.	Long	TD
Lowe	222	1121	5.0	59t	6
Foster	121	469	3.9	22	2
Lincoln	74	302	4.1	24	3
Allison	28	98	3.5	17	0
Hadl	28	91	3.3	23	1
MacKinnon	3	17	5.7	9	0
Sweeney	0	8	-	8	0
Breaux	1	-1	-1.0	-1	0
Norton	1	-5	-5.0	-5	0
Shea	1	-5	-5.0	-5	0
Alworth	3	-12	-4.0	-1	0
<b>Chargers</b>	<b>482</b>	<b>2083</b>	<b>4.3</b>	<b>59t</b>	<b>12</b>
Opponents	306	1094	3.6	59	7

Receiving	No.	Yds.	Avg.	Long	TD
Alworth	69	1602	23.2	85t	14
Norton	34	485	14.3	61	2
Kocourek	28	363	13.0	29	2
Lincoln	23	376	16.3	66t	4
Lowe	17	126	7.4	45t	1
Foster	17	199	11.7	23	0
Allison	8	109	13.6	44	0
MacKinnon	6	106	17.7	38	0
Taylor	1	13	13.0	13	0
<b>Chargers</b>	<b>203</b>	<b>3379</b>	<b>16.6</b>	<b>85t</b>	<b>23</b>
Opponents	207	2472	11.9	73t	17

Interceptions	No.	Yds.	Avg.	Long	TD
Whitehead	7	127	18.1	35t	1
Graham	5	108	21.6	51t	1
Warren	5	43	8.6	26	0
Duncan	4	30	7.5	26	0
Degen	2	6	3.0	6	0
Westmoreland	1	28	28.0	28	0
Faison	1	24	24.0	24t	1
Redman	1	11	11.0	11	0
Allen	1	0	0.0	0	0
D. Harris	1	0	0.0	0	0
<b>Chargers</b>	<b>28</b>	<b>377</b>	<b>13.5</b>	<b>51t</b>	<b>3</b>
Opponents	26	451	17.3	65t	1

Punting	No.	Yds.	Avg.	Net	TB	I-20	Lg.	B
Hadl	38	1544	40.6	33.9	3	0	65	0
Redman	29	1145	39.5	37.9	0	0	59	0
Allison	2	72	36.0	36.0	0	0	39	0
Whitehead	1	40	40.0	40.0	0	0	40	0
<b>Chargers</b>	<b>70</b>	<b>2801</b>	<b>40.2</b>	<b>35.7</b>	<b>3</b>	<b>0</b>	<b>65</b>	<b>0</b>
Opponents	80	3452	43.2	36.9	0	0	70	1

Punt Returns	Ret.	FC	Yds.	Avg.	Lg.	TD
Duncan	30	0	464	15.5	66t	2
Graham	5	0	36	7.2	12	0
D. Harris	3	0	8	2.7	7	0
<b>Chargers</b>	<b>38</b>	<b>0</b>	<b>508</b>	<b>13.4</b>	<b>66t</b>	<b>2</b>
Opponents	27	0	242	9.0	30	0

Kickoff Returns	Ret.	Yds.	Avg.	Long	TD
Duncan	26	612	23.5	39	0
Farr	7	123	17.6	24	0
Foster	5	108	21.6	36	0
Allison	4	80	20.0	24	0
Carson	3	44	14.7	21	0
Lincoln	2	46	23.0	27	0
D. Harris	1	15	15.0	15	0
Kirner	1	0	0.0	0	0
MacKinnon	1	0	0.0	0	0
<b>Chargers</b>	<b>60</b>	<b>1028</b>	<b>20.6</b>	<b>39</b>	<b>0</b>
Opponents	54	1418	22.2	69	0

Field Goals	1-19	20-29	30-39	40-49	50+
Travenio	10/12	4/6	3/5	1/7	0/1
<b>Chargers</b>	<b>10/12</b>	<b>4/6</b>	<b>3/5</b>	<b>1/7</b>	<b>0/1</b>
Opponents	3/7	5/6	5/10	3/4	0/7

Travenio (32G,25G,43N) (0N,29G) (41N,19G) (13G,27N) (22B,15G,19G) (40G,42N,10G,41N) (20G,41N,19G) (49N,42N) (37B) (1) (37N,9G,14G) (26G) (3) (2G,12G,32G) (50N,15G)

COMMUNITY  
FRONT OFFICE  
VETERANS  
DRAFT PICKS & FREE AGENTS  
2022 IN REVIEW  
1965 STATISTICS  
GENERAL INFORMATION



# 1963 FINAL STATISTICS

(11-3 Overall) First AFL West - Sid Gillman  
Home (6-1); Away (5-2); Postseason (1-0)

Date	W/L	Score	Opponent	Att.
09/08	W	14-10	Buffalo	22,344
09/14	W	17-13	Boston	26,097
09/29	W	24-10	Kansas City	22,654
10/06	L	34-50	at Denver	18,428
10/13	W	24-20	New York (AFL)	27,189
10/20	W	38-17	at Kansas City	30,107
10/27	L	33-34	Oakland	30,182
11/02	W	53-7	at New York (AFL)	18,336
11/10	W	7-6	at Boston	28,402
11/17	W	23-13	at Buffalo	38,592
12/01	W	27-0	Houston	31,713
12/08	L	27-41	at Oakland	20,249
12/15	W	20-14	at Houston	18,540
12/22	W	58-20	Denver	31,312
<b>AFL Championship Game</b>				
01/05	W	51-10	Boston	30,127

Team Statistics	Chargers	Opponents
TOTAL FIRST DOWNS	252	241
Rushing	112	85
Passing	124	135
Penalty	16	21
Third Down: Made/Att.	0/0	0/0
Third Down Pct.	.000	.000
Fourth Down: Made/Att.	0/0	0/0
Fourth Down Pct.	.000	.000
TOTAL NET YARDS	5153	4161
Avg. Per Game	368.1	297.2
Total Plays	773	881
Avg. Per Play	6.7	4.7
NET YARDS RUSHING	2203	1468
Avg. Per Game	157.4	104.9
Total Rushes	396	378
NET YARDS PASSING	2950	2693
Avg. Per Game	210.7	192.4
Sacked/Yards Lost	20/188	31/283
Gross Yards	3138	2976
Attempts/Completions	357/202	472/231
Completion Pct.	.566	.489
Had Intercepted	24	29
PUNTS/AVERAGE	60/38.6	50/43.7
NET PUNTING AVG.	35.2	38.5
PENALTIES/YARDS	77/773	69/771
FUMBLES/BALL LOST	16/12	22/17
TOUCHDOWNS	50	28
Rushing	20	10
Passing	28	17
Returns	2	1
TIME OF POSSESSION	30:00	30:00

Score by Quarters	Q1	Q2	Q3	Q4	OT	PTS.
Chargers	81	128	85	105	0	399
Opponents	37	68	44	106	0	255

Scoring	TD	RU	PA	RT	PAT	FG	S	PTS.
Blair	0	0	0	0	44/47	17/28	0	95
Alworth	11	0	11	0	0/0	0/0	0	66
Lowe	10	8	2	0	0/0	0/0	0	60
Lincoln	8	5	3	0	0/0	0/0	0	48
Kocourek	5	0	5	0	0/0	0/0	0	32
B. Jackson	4	4	0	0	0/0	0/0	0	24
MacKinnon	4	0	4	0	0/0	0/0	0	24
Robinson	2	0	2	0	0/0	0/0	0	12
Rote	2	2	0	0	0/0	0/0	0	12
Allen	1	0	0	1	0/0	0/0	0	6
D. Harris	1	0	0	1	0/0	0/0	0	6
McDougall	1	1	0	0	0/0	0/0	0	6
Norton	1	0	1	0	0/0	0/0	0	6
Faison	0	0	0	0	0/0	0/0	0	2
Chargers	50	20	28	2	44/47	17/28	0	399
Opponents	28	10	17	1	27/27	20/37	0	255

2-Pt. Conversions: Faison, Kocourek, Chargers 2-2, Opponents 0-1

Sacks: Chargers 31.0, Opponents 20.0

Passing	Att.	Comp.	Yds.	Comp.%	Yds./Att.	TD	TD%	Int.	Int.%	Long	Sack/Lost	Rating
Rote	286	170	2510	59.4%	8.78	20	7.0%	17	5.9%	85t	0/0	86.7
Hadl	64	28	502	43.8%	7.84	6	9.4%	6	9.4%	69t	0/0	63.4
Lowe	4	2	100	50.0%	25.00	1	25.0%	1	25.0%	71t	0/0	95.8
Lincoln	1	0	0	0.0%	0.00	0	0.0%	0	0.0%	0	0/0	39.6
McDougall	1	1	11	100.0%	11.00	1	100.0%	0	0.0%	11t	0/0	152.1
Norton	1	1	15	100.0%	15.00	0	0.0%	0	0.0%	15	0/0	118.8
Chargers	357	202	3138	56.6%	8.79	28	7.8%	24	6.7%	85t	20/188	84.0
Opponents	472	231	2976	48.9%	6.31	17	3.6%	29	6.1%	73t	31/283	55.5

Rushing	No.	Yds.	Avg.	Long	TD
Lowe	177	1010	5.7	66t	8
Lincoln	128	826	6.5	76t	5
McDougall	39	201	5.2	22	1
B. Jackson	18	64	3.6	14t	4
Rote	24	62	2.6	15	2
Hadl	8	26	3.3	33	0
Alworth	2	14	7.0	21	0
Chargers	396	2203	5.6	76t	20
Opponents	378	1468	3.9	41	10

Receiving	No.	Yds.	Avg.	Long	TD
Alworth	61	1205	19.8	85t	11
Lowe	26	191	7.3	31t	2
Lincoln	24	325	13.5	39t	3
Kocourek	23	359	15.6	35t	5
Norton	21	281	13.4	36	1
Robinson	18	315	17.5	71t	2
MacKinnon	11	262	23.8	69t	4
McDougall	10	115	11.5	26	0
B. Jackson	8	85	10.6	26	0
Chargers	202	3138	15.5	85t	28
Opponents	231	2976	12.9	73t	17

Interceptions	No.	Yds.	Avg.	Long	TD
D. Harris	8	83	10.4	22t	1
Allen	5	37	7.4	26	0
Maguire	4	47	11.8	38	0
McNeil	4	23	5.8	21	0
Mitfanger	3	26	8.7	18	0
Karas	2	30	15.0	30	0
Blair	1	40	40.0	40	0
Glick	1	13	13.0	13	0
Whitehead	1	0	0.0	0	0
Chargers	29	299	10.3	40	1
Opponents	24	357	14.9	48	1

Punting	No.	Yds.	Avg.	Net	TB	I-20	Lg.	B
Maguire	58	2241	38.6	35.6	0	0	60	0
Hadl	2	75	37.5	37.5	0	0	38	0
Chargers	60	2316	38.6	35.2	0	0	60	0
Opponents	50	2185	43.7	38.5	0	0	72	1

Punt Returns	Ret.	FC	Yds.	Avg.	Lg.	TD
Alworth	11	0	120	10.9	61	0
Lincoln	7	0	98	14.0	47	0
D. Harris	4	0	43	10.8	23	0
Chargers	22	0	261	11.9	61	0
Opponents	22	0	204	9.3	28	0

Kickoff Returns	Ret.	Yds.	Avg.	Long	TD
Lincoln	17	439	25.8	44	0
Alworth	10	216	21.6	34	0
Westmoreland	10	204	20.4	26	0
Lowe	5	132	26.4	41	0
McDougall	3	77	25.7	26	0
D. Harris	2	34	17.0	27	0
Robinson	2	27	13.5	20	0
B. Jackson	1	16	16.0	16	0
Maguire	1	5	5.0	5	0
Sweeney	1	18	18.0	18	0
Chargers	52	1168	22.5	44	0
Opponents	76	1715	22.6	71	0

Field Goals	1-19	20-29	30-39	40-49	50+
Blair	5/15	6/6	4/4	2/3	0/0
Chargers	5/15	6/6	4/4	2/3	0/0
Opponents	5/19	4/4	9/11	2/3	0/0

Blair (0N,0N) (30N,31G) (34N,38G) (-) (28G,26N) (29G,39N) (23G,36G) (8G) (12N,48N) (39G,47N,15G,41G) (42G,20G) (45N) (22G,43N,10G) (17G,28G,13G)



# 1962 FINAL STATISTICS

(4-10 Overall) Third AFL West - Sid Gillman  
Home (3-4); Away (1-6)

Date	W/L	Score	Opponent	Att.
09/07	L	21-30	at Denver	28,000
09/16	W	40-14	New York (AFL)	22,003
09/23	L	17-42	Houston	28,061
09/30	W	42-33	at Oakland	13,000
10/07	W	38-28	Dallas (AFL)	23,092
10/13	L	10-35	at Buffalo	20,074
10/19	L	20-24	at Boston	20,888
10/28	L	3-23	at New York (AFL)	21,467
11/04	L	20-25	Denver	20,827
11/11	L	20-40	Buffalo	22,204
11/25	L	27-33	at Houston	28,235
12/02	W	31-21	Oakland	17,874
12/09	L	14-20	Boston	19,887
12/16	L	17-26	at Dallas (AFL)	18,384

Team Statistics		Chargers	Opponents
TOTAL FIRST DOWNS		217	248
Rushing		82	105
Passing		113	120
Penalty		22	23
Third Down: Made/Att.		0/0	0/0
Third Down Pct.		.000	.000
Fourth Down: Made/Att.		0/0	0/0
Fourth Down Pct.		.000	.000
TOTAL NET YARDS		4106	4518
Avg. Per Game		293.3	322.7
Total Plays		853	880
Avg. Per Play		4.8	5.1
NET YARDS RUSHING		1672	1903
Avg. Per Game		119.4	135.9
Total Rushes		409	437
NET YARDS PASSING		2434	2615
Avg. Per Game		173.9	186.8
Sacked/Yards Lost		28/252	41/311
Gross Yards		2686	2926
Attempts/Completions		416/168	402/196
Completion Pct.		.404	.488
Had Intercepted		34	29
PUNTS/AVERAGE		79/41.6	68/40.7
NET PUNTING YARD.		38.7	36.6
PENALTIES/YARDS		88/768	65/709
FUMBLES/BALL LOST		24/14	30/13
TOUCHDOWNS		38	48
Rushing		13	16
Passing		23	29
Returns		2	3
TIME OF POSSESSION		30:00	30:00

Score by Quarters	Q1	Q2	Q3	Q4	OT	PTS.
Chargers	75	102	66	71	0	314
Opponents	75	128	81	108	0	392

Scoring	TD	RU	PA	RT	PAT	FG	S	PTS.
Blair	0	0	0	0	31/34	17/20	0	82
B. Jackson	7	5	2	0	0/0	0/0	0	42
Norton	7	0	7	0	0/0	0/0	0	42
Kocourek	4	0	4	0	0/0	0/0	0	26
Lincoln	4	2	1	1	0/0	0/0	0	24
Alworth	3	0	3	0	0/0	0/0	0	18
McDougall	3	0	3	0	0/0	0/0	0	18
Robinson	3	0	3	0	0/0	0/0	0	18
MacKinnon	2	0	2	0	0/0	0/0	0	12
Braxton	1	1	0	0	0/0	0/0	0	8
Carolan	1	0	1	0	0/0	0/0	0	6
Gibson	1	0	1	0	0/0	0/0	0	6
Hadl	1	1	0	0	0/0	0/0	0	6
Kemp	1	1	0	0	0/0	0/0	0	6
Chargers	38	13	23	2	31/34	17/20	0	314
Opponents	48	16	29	3	41/44	17/31	2	392

2-Pt. Conversions: Braxton, Kocourek, Chargers 2-3, Opponents 4-4

Sacks: Chargers 41.0, Opponents 28.0

Passing	Att.	Comp.	Yds.	Comp.%	Yds./Att.	TD	TD%	Int.	Int.%	Long	Sack/Lost	Rating
Hadl	260	107	1632	41.2%	6.28	15	5.8%	25	9.2%	72t	0/0	43.3
Wood	97	41	655	42.3%	6.75	4	4.1%	7	7.2%	47	0/0	49.1
Kemp	45	13	292	28.9%	6.49	2	4.4%	2	4.4%	67t	0/0	50.4
Keckin	9	5	64	55.6%	7.11	0	0.0%	1	11.1%	25	0/0	38.4
Lincoln	5	2	43	40.0%	8.60	2	40.0%	0	0.0%	23t	0/0	110.8
Chargers	416	168	1686	40.4%	6.46	23	5.5%	34	8.2%	72t	28/252	47.0
Opponents	402	196	2926	48.8%	7.28	29	7.2%	29	7.2%	98t	41/311	67.0

Rushing	No.	Yds.	Avg.	Long	TD
Lincoln	117	574	4.9	86t	2
B. Jackson	106	411	3.9	19	5
MacKinnon	55	224	4.1	24	0
McDougall	43	197	4.6	24t	3
Hadl	40	139	3.5	18	1
Braxton	17	35	2.1	15	1
Kemp	8	28	3.5	19	1
Alworth	1	17	17.0	17	0
Coan	12	10	0.8	8	0
Robinson	2	10	5.0	7	0
Gillett	2	8	4.0	5	0
Keckin	1	3	3.0	3	0
Wood	1	0	0.0	0	0
Chargers	409	1672	4.1	86t	13
Opponents	437	1903	4.4	52	16

Receiving	No.	Yds.	Avg.	Long	TD
Norton	48	771	16.1	47	7
Kocourek	39	688	17.6	45	4
Robinson	21	391	18.6	72t	3
Lincoln	16	214	13.4	29	1
B. Jackson	13	136	10.5	33	2
Alworth	10	226	22.6	67t	3
MacKinnon	9	125	13.9	32t	2
McDougall	4	27	6.8	10	0
Braxton	4	17	4.3	10	0
Carolan	3	39	13.0	18	1
Coan	1	52	52.0	52	0
Chargers	168	2686	16.0	72t	23
Opponents	196	2926	14.9	98t	29

Interceptions	No.	Yds.	Avg.	Long	TD
Gibson	8	85	10.6	37t	1
D. Harris	5	52	10.4	36	0
Buncom	4	49	12.3	26	0
Bethune	3	6	2.0	4	0
Blair	2	36	18.0	19	0
Karas	2	8	4.0	8	0
McNeil	1	36	36.0	36	0
Faison	1	30	30.0	30	0
Whitehead	1	18	18.0	18	0
Maguire	1	13	13.0	13	0
Allen	1	7	7.0	7	0
Chargers	29	340	11.7	37t	1
Opponents	34	508	14.9	91t	1

Punting	No.	Yds.	Avg.	Net	TB	I-20	Lg.	B
Maguire	79	3289	41.6	38.7	0	0	66	0
Chargers	79	3289	41.6	38.7	0	0	66	0
Opponents	68	2768	40.7	36.6	0	0	64	0

Punt Returns	Ret.	FC	Yds.	Avg.	Lg.	TD
Lincoln	11	0	94	8.5	17	0
Gibson	10	0	89	8.9	27	0
D. Harris	7	0	95	13.6	34	0
Braxton	1	0	0	0.0	0	0
Chargers	29	0	278	9.6	34	0
Opponents	26	0	229	8.8	73t	1

Kickoff Returns	Ret.	Yds.	Avg.	Long	TD
Robinson	32	748	23.4	57	0
Lincoln	14	398	28.4	103t	1
Bethune	12	251	20.9	27	0
McDougall	3	71	23.7	28	0
Coan	2	31	15.5	28	0
Gibson	2	55	27.5	39	0
B. Jackson	1	16	16.0	16	0
Klotz	1	15	15.0	15	0
Chargers	67	1585	23.7	103t	1
Opponents	56	1231	22.0	87t	1

Field Goals	1-19	20-29	30-39	40-49	50+
Blair	5/7	5/5	2/2	5/6	0/0
Chargers	5/7	5/5	2/2	5/6	0/0
Opponents	8/16	2/4	4/5	2/4	1/2
Blair	(42B) (44G,30G) (29G) ( ) (10G,27G) (27G) (43G,27G) (43N,43G) (27G,15G) ( ) (11N,17G,11G) (12G) (42G,42G) (35G)				

COMMUNITY  
 FRONT OFFICE  
 VETERANS  
 DRAFT PICKS & FREE AGENTS  
 2022 IN REVIEW  
 1962 STATISTICS  
 GENERAL INFORMATION

# 1961 FINAL STATISTICS

(12-2 Overall) First AFL West - Sid Gillman  
Home (6-1); Away (6-1); Postseason (0-1)

Date	W/L	Score	Opponent	Att.
09/10	W	26-10	at Dallas (AFL)	24,500
09/17	W	44-0	Oakland	20,216
09/24	W	34-24	Houston	29,210
09/30	W	19-11	at Buffalo	20,742
10/07	W	38-27	at Boston	17,748
10/15	W	25-10	at New York (AFL)	25,136
10/22	W	41-10	at Oakland	12,014
10/29	W	37-0	Denver	32,584
11/05	W	49-13	New York (AFL)	33,591
11/12	W	49-16	at Denver	7,859
11/19	W	24-14	Dallas (AFL)	33,788
12/03	L	13-33	at Houston	37,845
12/10	W	28-10	Buffalo	24,486
12/17	L	0-41	Boston	21,339
AFL Championship Game				
12/24	L	3-10	Houston	29,556

Team Statistics	Chargers	Opponents
TOTAL FIRST DOWNS	208	224
Rushing	81	79
Passing	110	124
Penalty	17	21
Third Down: Made/Att.	0/0	0/0
Third Down Pct.	.000	.000
Fourth Down: Made/Att.	0/0	0/0
Fourth Down Pct.	.000	.000
TOTAL NET YARDS	4328	3726
Avg. Per Game	309.1	266.1
Total Plays	841	927
Avg. Per Play	5.1	4.0
NET YARDS RUSHING	1481	1363
Avg. Per Game	105.8	97.4
Total Rushes	390	400
NET YARDS PASSING	2847	2363
Avg. Per Game	203.4	168.8
Sacked/Yards Lost	28/274	42/373
Gross Yards	3121	2736
Attempts/Completions	423/190	485/224
Completion Pct.	.449	.462
Had Intercepted	25	49
PUNTS/AVERAGE	62/42.3	70/40.1
NET PUNTING AVG.	62/39.5	34.1
PENALTIES/YARDS	88/683	54/501
FUMBLES/BALL LOST	32/19	33/17
TOUCHDOWNS	52	27
Rushing	24	7
Passing	17	16
Returns	11	4
TIME OF POSSESSION	30:00	30:00

Score by Quarters	Q1	Q2	Q3	Q4	OT	PTS.
Chargers	80	150	80	86	0	396
Opponents	64	56	51	48	0	219

Scoring	TD	RU	PA	RT	PAT	FG	S	PTS.
Blair	0	0	0	0	42/47	13/25	0	81
Lowe	9	9	0	0	0/0	0/0	0	54
Kemp	6	6	0	0	0/0	0/0	0	36
Norton	6	0	6	0	0/0	0/0	0	36
Kocourek	4	0	4	0	0/0	0/0	0	24
Laraba	3	1	0	2	1/2	0/1	0	19
Flowers	3	3	0	0	0/0	0/0	0	18
D. Harris	3	0	0	3	0/0	0/0	0	18
Hayes	3	0	3	0	0/0	0/0	0	18
Lincoln	3	0	2	1	0/0	0/0	0	18
Roberson	3	3	0	0	0/0	0/0	0	18
Enis	2	2	0	0	0/0	0/0	0	12
McNeil	2	0	0	2	0/0	0/0	0	12
Scarpitto	2	0	2	0	0/0	0/0	0	12
Allen	1	0	0	1	0/0	0/0	0	6
Hudson	1	0	0	1	0/0	0/0	0	6
Zeman	1	0	0	1	0/0	0/0	0	6
Gibson	0	0	0	0	43/50	13/26	0	396
Chargers	52	24	17	11	43/50	13/26	0	396
Opponents	27	7	16	4	23/25	10/23	1	219

2-Pt. Conversions: Gibson, Chargers 1-2, Opponents 1-1

Sacks: Chargers 42.0, Opponents 28.0

Passing	Att.	Comp.	Yds.	Comp.%	Yds./Att.	TD	TD%	Int.	Int.%	Long	Sack/Lost	Rating
Kemp	364	165	2686	45.3%	7.38	15	4.1%	22	6.0%	91t	0/0	59.2
Enis	55	23	365	41.8%	6.64	2	3.6%	3	5.5%	45	0/0	54.0
Lowe	4	2	70	50.0%	17.50	0	0.0%	0	0.0%	36	0/0	55.8
Chargers	423	190	3121	44.9%	7.38	17	4.0%	25	5.9%	91t	28/274	59.0
Opponents	485	224	2736	46.2%	5.64	16	3.3%	49	10.1%	87t	42/373	35.5

Rushing	No.	Yds.	Avg.	Long	TD
Lowe	175	767	4.4	87t	9
Roberson	58	275	4.7	59t	3
Flowers	51	177	3.5	11	3
Lincoln	41	150	3.7	17	0
Kemp	43	105	2.4	23	6
Enis	16	13	0.8	9	2
Laraba	5	5	1.0	3	1
Maguire	1	-11	-11.0	-11	0
Chargers	390	1481	3.8	87t	24
Opponents	400	1363	3.4	74t	7

Receiving	No.	Yds.	Avg.	Long	TD
Kocourek	55	1055	19.2	76t	4
Norton	47	816	17.4	52	6
Lowe	17	103	6.1	32	0
Flowers	16	175	10.9	31	0
Hayes	14	280	20.0	39	3
Lincoln	12	208	17.3	91t	2
Clark	11	182	16.5	33	0
Scarpitto	9	163	18.1	53t	2
Roberson	6	81	13.5	24	0
MacKinnon	3	58	19.3	45	0
Chargers	190	3121	16.4	91t	17
Opponents	224	2736	12.2	87t	16

Interceptions	No.	Yds.	Avg.	Long	TD
McNeil	9	349	38.8	76t	2
D. Harris	7	140	20.0	56t	3
Zeman	8	89	11.1	21	0
Laraba	5	151	30.2	60t	2
Allen	5	111	22.2	59t	1
Gibson	5	43	8.6	23	0
Karas	3	21	7.0	11	0
Faison	2	14	7.0	8	0
Blair	2	4	2.0	4	0
Hudson	1	5	5.0	5t	1
Maguire	1	2	2.0	2	0
Whitehead	1	0	0.0	0	0
Chargers	49	929	19.0	76t	9
Opponents	25	272	10.9	33	1

Punting	No.	Yds.	Avg.	Net	TB	I-20	Lg.	B
Maguire	62	2621	42.3	39.5	0	0	82	1
Chargers	62	2621	42.3	39.5	0	0	82	1
Opponents	70	2805	40.1	34.1	0	0	64	2

Punt Returns	Ret.	FC	Yds.	Avg.	Lg.	TD
Gibson	14	0	209	14.9	39	0
Lincoln	7	0	150	21.4	57t	1
Scarpitto	4	0	47	11.8	28	0
Lowe	1	0	0	0.0	0	0
Zeman	1	0	12	12.0	12	0
Chargers	27	0	418	15.5	57t	1
Opponents	22	0	172	7.8	22	0

Kickoff Returns	Ret.	Yds.	Avg.	Long	TD
Roberson	11	189	17.2	32	0
Lowe	10	240	24.0	35	0
Lincoln	4	98	24.5	31	0
Gibson	3	17	5.7	9	0
Scarpitto	3	50	16.7	22	0
Kemp	2	18	9.0	14	0
Blair	1	2	2.0	2	0
Ferrante	1	0	0.0	0	0
Karas	1	5	5.0	5	0
Mix	1	0	0.0	0	0
Schmidt	1	22	22.0	22	0
Selawski	1	1	1.0	1	0
Chargers	39	642	16.5	35	0
Opponents	65	1521	23.4	76	0

Field Goals	1-19	20-29	30-39	40-49	50+
Blair	8/20	2/2	1/1	2/2	0/0
Laraba	0/0	0/1	0/0	0/0	0/0
Chargers	8/20	2/3	1/1	2/2	0/0
Opponents	1/14	4/4	2/2	2/2	1/1
Blair (ON,18G,17G,42N) (23G,39N,18N) (0N,0N,44G,14G) (38G,11G) (10G,41N, 26N) (20G) ( ) (16G,13G,42G) (29N) (40N) (39N,10G) (20N) ( ) ( ) Laraba ( ) ( ) ( ) ( ) ( ) ( ) ( ) ( ) ( ) ( ) (27N) ( )					

# 1960 FINAL STATISTICS

(10-4 Overall) First AFL West - Sid Gillman  
Home (5-2); Away (5-2); Postseason (0-1)

Date	W/L	Score	Opponent	Att.
09/10	W	21-20	Dallas (AFL)	17,724
09/18	L	28-38	at Houston	20,156
09/25	L	0-17	at Dallas (AFL)	42,000
10/02	W	24-10	at Buffalo	15,821
10/08	L	0-35	Boston	18,226
10/16	W	23-19	at Denver	19,141
10/28	W	45-16	at Boston	13,988
11/04	W	21-7	at New York (AFL)	19,402
11/10	W	24-21	Houston	21,805
11/13	L	3-32	Buffalo	16,161
11/27	W	52-28	Oakland	15,075
12/04	W	41-17	at Oakland	12,061
12/10	W	41-33	Denver	9,928
12/18	W	50-43	New York (AFL)	11,457
<b>AFL Championship Game</b>				
01/01	L	16-24	at Houston	32,183

Team Statistics	Chargers	Opponents
TOTAL FIRST DOWNS	273	259
Rushing	106	97
Passing	141	138
Penalty	26	24
Third Down: Made/Att.	0/0	0/0
Third Down Pct.	.000	.000
Fourth Down: Made/Att.	0/0	0/0
Fourth Down Pct.	.000	.000
TOTAL NET YARDS	4713	4258
Avg. Per Game	336.6	304.1
Total Plays	878	915
Avg. Per Play	5.4	4.7
NET YARDS RUSHING	1900	1705
Avg. Per Game	135.7	121.8
Total Rushes	397	412
NET YARDS PASSING	2813	2553
Avg. Per Game	200.9	182.4
Sacked/Yards Lost	40/364	36/298
Gross Yards	3177	2851
Attempts/Completions	441/229	467/227
Completion Pct.	.519	.486
Had Intercepted	29	28
PUNTS/AVERAGE	58/39.7	62/38.6
NET PUNTING YARDS	36.3	33.8
PENALTIES/YARDS	70/648	59/569
FUMBLES/BALL LOST	30/16	39/17
TOUCHDOWNS	48	42
Rushing	23	20
Passing	21	21
Returns	4	1
TIME OF POSSESSION	30:00	30:00

Score by Quarters	Q1	Q2	Q3	Q4	OT	PTS.
Chargers	73	109	64	127	0	373
Opponents	74	109	87	66	0	336

Scoring	TD	RU	PA	RT	PAT	FG	S	PTS.
Agajanian	0	0	0	0	46/47	13/23	0	85
Lowe	10	8	2	0	0/0	0/0	0	60
Kemp	8	8	0	0	0/0	0/0	0	48
Ferguson	6	4	2	0	0/0	0/0	0	36
R. Anderson	5	0	5	0	0/0	0/0	0	30
Norton	5	0	5	0	0/0	0/0	0	30
Womble	4	0	4	0	0/0	0/0	0	24
Flowers	2	1	1	0	0/0	0/0	0	12
Ford TM	2	2	0	0	0/0	0/0	0	12
D. Harris	1	0	0	1	0/0	0/0	0	6
Kocourek	1	0	1	0	0/0	0/0	0	6
Loudd	1	0	0	1	0/0	0/0	0	6
Maguire	1	0	0	1	0/0	0/0	0	6
Martin	1	0	1	0	0/0	0/0	0	6
Nix	1	0	0	1	0/0	0/0	0	6
Chargers	48	23	21	4	46/47	13/23	0	373
Opponents	42	20	21	1	34/38	14/28	1	336

2-Pt. Conversions: Chargers 0-0, Opponents 3-4

Sacks: Chargers 36.0, Opponents 40.0

Passing	Att.	Comp.	Yds.	Comp.%	Yds./Att.	TD	TD%	Int.	Int.%	Long	Sack/Lost	Rating
Kemp	406	211	3018	52.0%	7.43	20	4.9%	25	6.2%	55t	0/0	67.1
Clatterbuck	23	15	112	65.2%	4.87	1	4.3%	1	4.3%	0	0/0	73.1
Laraba	7	2	23	28.6%	3.29	0	0.0%	2	28.6%	0	0/0	1.2
Lowe	3	1	24	33.3%	8.00	0	0.0%	0	0.0%	24	0/0	63.2
Ford	1	0	0	0.0%	0.00	0	0.0%	0	0.0%	0	0/0	39.6
Waller	1	0	0	0.0%	0.00	0	0.0%	1	100.0%	0	0/0	0.0
Chargers	441	229	3177	51.9%	7.20	21	4.8%	29	6.6%	55t	40/364	63.8
Opponents	467	227	2851	48.6%	6.10	21	4.5%	28	6.0%	21	36/298	58.0

Rushing	No.	Yds.	Avg.	Long	TD
Lowe	136	855	6.3	8	8
Ferguson	126	438	3.5	12	4
Kemp	45	238	4.4	8	8
Ford TM	20	154	7.7	0	2
Flowers	39	161	4.1	0	1
Martin TM	6	23	3.8	0	0
Laraba	3	13	4.3	0	0
Clatterbuck	3	11	3.7	0	0
Waller	1	5	0.6	3	0
Norton	1	2	2.0	0	0
Chargers	397	1900	4.8	12	23
Opponents	412	1705	4.1	20	20

Receiving	No.	Yds.	Avg.	Long	TD
R. Anderson	44	614	14.0	46t	5
Kocourek	40	662	16.6	12	1
Womble	32	316	9.9	26	2
Clark	27	431	16.0	36	0
Norton	25	414	16.6	0	5
Lowe	23	377	16.4	6	2
Ferguson	21	168	8.0	4t	2
Flowers	12	153	12.8	55t	1
Martin TM	2	18	9.0	0	1
Waller	3	24	8.0	3	0
Chargers	229	3177	13.9	55t	19
Opponents	227	2851	12.6	21	21

Interceptions	No.	Yds.	Avg.	Long	TD
D. Harris	5	56	11.2	42t	1
Nix	4	30	7.5	17t	1
McNeil	3	47	15.7	39	0
Maguire	3	37	12.3	37	0
Loudd	3	17	5.7	12	0
Sears	2	73	36.5	26	0
Zeman	2	25	12.5	25	0
Botchan	2	8	4.0	8	0
Garner	2	2	1.0	2	0
Laraba	1	17	17.0	17	0
Schleicher	1	5	5.0	5	0
Chargers	28	317	11.3	42t	2
Opponents	29	284	9.8	33	1

Punting	No.	Yds.	Avg.	Net	TB	I-20	Lg.	B
Maguire	43	1743	40.5	37.3	0	0	61	0
Laraba	15	558	37.2	33.3	0	0	0	0
Chargers	58	2301	39.7	36.3	0	0	61	0
Opponents	62	2393	38.6	33.8	0	0	66	1

Punt Returns	Ret.	FC	Yds.	Avg.	Lg.	TD
D. Harris	13	0	105	8.1	14	0
Sears	9	0	101	11.2	14	0
Garner	6	0	85	14.2	36	0
Ford	2	0	6	3.0	3	0
Lowe	1	0	0	0.0	0	0
Chargers	31	0	297	9.6	36	0
Opponents	17	0	197	11.6	51	0

Kickoff Returns	Ret.	Yds.	Avg.	Long	TD
Lowe	28	611	21.8	31	0
Ford TM	13	294	22.6	0	0
Norton	8	153	19.1	13	0
Sears	8	155	19.4	24	0
DeLuca	1	0	0.0	0	0
Chargers	58	1213	20.9	31	0
Opponents	70	1481	21.2	33	0

Field Goals 1-19 20-29 30-39 40-49 50+  
Agajanian 3/12 5/5 2/3 3/3 3/3 0/0  
Chargers 3/12 5/5 2/3 3/3 0/0  
Opponents 6/17 3/3 3/3 2/5 0/0  
Agajanian (36B) (45N) (45N,32N) (16G) 0 (11G,26G,47G) (35N,41N,18G) (33 N, 43N) (27N,22G) (31G) (28G) (46N) (23G,40G) (41G,37G,27G)



# **HISTORY**

**KHALIL MACK** ⚡ **OLB**

# ALL-TIME SERIES HISTORY

Franchise	REGULAR SEASON					POSTSEASON					PRESEASON			
	W	L	T	Pct.	PF	PA	W	L	Pct.	PF	PA	W	L	T
Arizona Cardinals <sup>1</sup>	11	4	0	.733	392	301	0	0	—			14	11	0
Atlanta Falcons	4	8	0	.333	170	247	0	0	—			4	2	0
Baltimore Ravens	5	8	0	.385	242	287	1	0	1.000	23	17	0	0	0
Buffalo Bills	24	11	2	.686	916	636	1	2	.333	27	57	0	1	0
Carolina Panthers	1	6	0	.143	109	168	0	0	—			0	0	0
Chicago Bears	6	7	0	.462	249	220	0	0	—			4	3	0
Cincinnati Bengals	22	14	0	.611	871	778	1	1	.500	34	37	0	0	0
Cleveland Browns <sup>2</sup>	19	9	1	.672	727	582	0	0	—			1	0	1
Dallas Cowboys	5	7	0	.417	278	276	0	0	—			9	8	0
Denver Broncos	55	70	1	.440	2,716	2,681	0	1	.000	17	24	5	2	0
Detroit Lions	7	5	0	.583	254	263	0	0	—			0	1	0
Green Bay Packers	2	10	0	.167	212	353	0	0	—			2	1	1
Houston Texans	6	3	0	.667	247	192	0	0	—			1	0	0
Indianapolis Colts <sup>3</sup>	18	10	0	.643	666	476	2	1	.667	71	76	2	2	0
Jacksonville Jaguars	9	4	0	.692	385	255	0	1	.000	30	31	0	0	0
Kansas City Chiefs <sup>4</sup>	67	1	1	.460	2,568	2,800	1	0	1.000	17	0	5	2	0
Las Vegas Raiders <sup>5</sup>	67	2	1	.460	2,756	2,766	0	1	.000	27	34	7	7	0
Los Angeles Rams <sup>6</sup>	6	7	0	.462	344	335	0	0	—			20	19	0
Miami Dolphins	15	17	0	.469	719	702	2	2	.500	76	124	3	1	0
Minnesota Vikings	6	8	0	.429	330	345	0	0	—			3	11	1
New England Patriots <sup>7</sup>	14	24	2	.368	771	976	1	3	.250	112	96	5	2	0
New Orleans Saints	7	6	0	.538	350	264	0	0	—			4	6	0
New York Giants	8	5	0	.615	356	302	0	0	—			5	3	0
New York Jets <sup>8</sup>	23	12	1	.657	1,030	733	0	2	.000	31	37	4	2	1
Philadelphia Eagles	8	5	0	.615	262	266	0	0	—			3	1	0
Pittsburgh Steelers	9	23	0	.281	616	834	2	1	.667	72	76	1	2	0
San Francisco 49ers	8	7	0	.533	339	396	0	1	.000	26	49	22	27	0
Seattle Seahawks	25	27	0	.481	1,090	1,103	0	0	—			5	13	0
Tampa Bay Buccaneers	8	4	0	.667	331	250	0	0	—			0	0	0
Tennessee Titans <sup>9</sup>	28	15	1	.651	1,125	958	1	3	.250	50	57	7	3	0
Washington Commanders <sup>10</sup>	5	7	0	.417	259	284	0	0	—			1	0	0
<b>ALL-TIME TOTALS</b>	<b>478</b>	<b>477</b>	<b>11</b>	<b>.501</b>	<b>21,680</b>	<b>21,029</b>	<b>12</b>	<b>19</b>	<b>.387</b>	<b>613</b>	<b>715</b>	<b>137</b>	<b>130</b>	<b>4</b>

Note: Prior to 1972, tie games were not included in winning percentage.

1—Known as St. Louis Cardinals (1960-87) and Phoenix Cardinals (1988-93)

2—Did not play from 1996-98 after relocation to Baltimore, but rejoined as an expansion franchise in 1999

3—Known as Baltimore Colts (1960-83)

4—Known as Dallas Texans (1960-62)

5—Known as Oakland Raiders (1960-81 and 1995-2019) and Los Angeles Raiders (1982-94)

6—Known as Los Angeles Rams (1960-94 and 2016-present) and St. Louis Rams (1995-2015)

7—Known as Boston Patriots (1960-70)

8—Known as Titans of New York (1960-62)

9—Known as Houston Oilers (1960-96) and Tennessee Oilers (1997-98)

10—Known as Washington Redskins (1960-2019) and Washington Football Team (2020-21)

## CHARGERS WARMEST AND COLDEST GAMES

Date	Opponent	Result	Temp.	Conditions	Date	Opponent	Result	Temp.	Conditions
Sept. 4, 1988	at L.A. Raiders	L, 24-13	108°	Hazy	Jan. 10, 1982	at Cincinnati	L, 27-7	-9°	-59° Wind Chill*
Sept. 28, 1997	vs. Baltimore	W, 21-17	105°	Sunny	Dec. 10, 1972	at Denver	L, 38-13	9°	Mostly Sunny
Sept. 24, 1978	vs. Green Bay	L, 24-3	102°	Sunny	Nov. 19, 1978	at Minnesota	W, 13-7	15°	Partly Sunny
Sept. 22, 2002	at Arizona	W, 23-15	100°	Sunny	Dec. 19, 2004	at Cleveland	W, 21-0	18°	-10° wind chill
Aug. 21, 2004	at Arizona	W, 38-13	99°	Clear	Dec. 17, 1989	at Kansas City	W, 20-13	18°	Mostly Sunny
Oct. 9, 1994	vs. Kansas City	W, 20-6	99°	Sunny	Dec. 27, 1987	at Denver	L, 24-0	20°	Blizzard
Aug. 6, 1976	vs. New England <sup>†</sup>	W, 26-17	98°	Sunny	Dec. 16, 1973	at Kansas City	L, 33-6	22°	Overcast
Sept. 16, 1979	vs. Buffalo	W, 27-19	97°	Sunny	Jan. 20, 2008	at New England <sup>†</sup>	L, 21-12	23°	9° Wind Chill
Aug. 31, 2001	at Arizona	L, 16-3	97°	Partly Cloudy	Nov. 24, 2013	at Kansas City	W, 41-38	24°	15° Wind Chill
Oct. 4, 1970	at L.A. Rams	L, 37-10	97°	Hazy	Dec. 21, 1975	at Cincinnati	L, 47-14	24°	Cloudy
					Dec. 4, 1978	vs. Chicago**	W, 40-7	48°	Clear

<sup>†</sup>Preseason game

\*Preseason game in Norman, Okla.

<sup>†</sup>Postseason game

\*NFL Record

\*\*Coldest game at home



# SERIES RESULTS

## ARIZONA CARDINALS<sup>1</sup>

Regular Season (11-4-0, .733)

Nov. 15, 1971.....	vs. St. Louis.....	W, 20-17
Sept. 26, 1976.....	vs. St. Louis.....	W, 43-24
Nov. 20, 1983.....	at St. Louis.....	L, 44-14
Sept. 20, 1987.....	vs. St. Louis.....	W, 28-24
Oct. 1, 1989.....	at Phoenix.....	W, 24-13
Dec. 6, 1992.....	at Phoenix.....	W, 27-21
Dec. 9, 1995.....	vs. Arizona.....	W, 28-25
Dec. 27, 1998.....	at Arizona.....	L, 16-13
Nov. 25, 2001.....	vs. Arizona.....	L, 20-17
Sept. 22, 2002.....	at Arizona.....	W, 23-15
Dec. 31, 2006.....	vs. Arizona.....	W, 27-20
Oct. 3, 2010.....	vs. Arizona.....	W, 41-10
Sept. 8, 2014.....	at Arizona.....	L, 18-17
Nov. 25, 2018.....	vs. Arizona.....	W, 45-10
Nov. 27, 2022.....	at Arizona.....	W, 25-24

<sup>1</sup>Known as St. Louis Cardinals (1960-87) and Phoenix Cardinals (1988-93)

## ATLANTA FALCONS

Regular Season (4-8-0, .333)

Oct. 21, 1973.....	vs. Atlanta.....	L, 41-0
Dec. 2, 1978.....	vs. Atlanta.....	L, 28-26
Nov. 13, 1989.....	at Atlanta.....	W, 10-7
Sept. 15, 1991.....	vs. Atlanta.....	L, 13-10
Nov. 6, 1994.....	at Atlanta.....	L, 10-9
Dec. 7, 1997.....	vs. Atlanta.....	L, 14-3
Oct. 17, 2004.....	at Atlanta.....	L, 21-20
Nov. 30, 2008.....	vs. Atlanta.....	L, 22-16
Sept. 23, 2012.....	vs. Atlanta.....	L, 27-3
Oct. 23, 2016.....	at Atlanta.....	W, 33-30 (OT)
Dec. 13, 2020.....	vs. Atlanta.....	W, 20-17
Nov. 6, 2022.....	at Atlanta.....	W, 20-17

## BALTIMORE RAVENS

Regular Season (5-8-0, .385)

Postseason (1-0, 1.000)

Sept. 28, 1997.....	vs. Baltimore.....	W, 21-17
Nov. 15, 1998.....	vs. Baltimore.....	W, 14-13
Dec. 10, 2000.....	at Baltimore.....	L, 24-3
Sept. 21, 2003.....	vs. Baltimore.....	L, 24-10
Oct. 1, 2006.....	at Baltimore.....	L, 16-13
Nov. 25, 2007.....	vs. Baltimore.....	W, 32-14
Sept. 20, 2009.....	vs. Baltimore.....	L, 31-26
Dec. 18, 2011.....	vs. Baltimore.....	W, 34-14
Nov. 25, 2012.....	vs. Baltimore.....	L, 16-13 (OT)
Nov. 30, 2014.....	at Baltimore.....	W, 34-33
Nov. 1, 2015.....	at Baltimore.....	L, 29-26
Dec. 22, 2018.....	vs. Baltimore.....	L, 22-10
Jan. 6, 2019.....	at Baltimore.....	W, 23-17
Oct. 17, 2021.....	at Baltimore.....	L, 34-6

<sup>1</sup>AFC Wild Card

## BUFFALO BILLS

Regular Season (24-11-2, .686)<sup>2</sup>

Postseason (1-2, .333)

Oct. 2, 1960.....	at Buffalo.....	W, 24-10
Nov. 20, 1960.....	vs. Buffalo.....	L, 32-3
Sept. 30, 1961.....	vs. Buffalo.....	W, 19-11
Dec. 10, 1961.....	vs. Buffalo.....	W, 28-10
Oct. 13, 1962.....	at Buffalo.....	L, 35-10
Nov. 11, 1962.....	vs. Buffalo.....	L, 40-20
Sept. 8, 1963.....	vs. Buffalo.....	W, 14-10
Nov. 17, 1963.....	at Buffalo.....	W, 23-13
Sept. 26, 1964.....	at Buffalo.....	L, 30-3
Nov. 26, 1964.....	vs. Buffalo.....	L, 27-24
Dec. 26, 1964.....	at Buffalo.....	L, 20-7
Oct. 10, 1965.....	at Buffalo.....	W, 34-3
Nov. 25, 1965.....	vs. Buffalo.....	T, 20-20
Dec. 26, 1965.....	vs. Buffalo.....	L, 23-0
Sept. 4, 1966.....	vs. Buffalo.....	W, 27-7
Oct. 16, 1966.....	at Buffalo.....	T, 17-17
Oct. 1, 1967.....	at Buffalo.....	W, 37-17

Nov. 17, 1968.....	at Buffalo.....	W, 21-6
Oct. 23, 1969.....	vs. Buffalo.....	W, 45-6
Dec. 14, 1971.....	vs. Buffalo.....	W, 20-3
Sept. 23, 1973.....	vs. Buffalo.....	W, 34-7
Nov. 21, 1976.....	at Buffalo.....	W, 34-13
Sept. 16, 1979.....	vs. Buffalo.....	W, 27-19
Oct. 5, 1980.....	vs. Buffalo.....	L, 26-24
Jan. 3, 1981.....	vs. Buffalo.....	W, 20-13
Dec. 6, 1981.....	vs. Buffalo.....	L, 28-27
Sept. 8, 1985.....	at Buffalo.....	W, 14-9
Dec. 1, 1985.....	vs. Buffalo.....	W, 40-7
Sept. 6, 1998.....	vs. Buffalo.....	W, 16-14
Oct. 15, 2000.....	at Buffalo.....	L, 27-24 (OT)
Oct. 28, 2001.....	vs. Buffalo.....	W, 27-24
Dec. 15, 2002.....	at Buffalo.....	L, 20-13
Nov. 20, 2005.....	vs. Buffalo.....	W, 48-10
Dec. 3, 2006.....	at Buffalo.....	W, 24-21
Oct. 19, 2008.....	at Buffalo.....	L, 23-14
Dec. 11, 2011.....	vs. Buffalo.....	W, 37-10
Sept. 21, 2014.....	at Buffalo.....	W, 22-10
Nov. 19, 2017.....	vs. Buffalo.....	W, 54-24
Nov. 16, 2018.....	at Buffalo.....	W, 31-20
Nov. 29, 2020.....	at Buffalo.....	L, 27-17

<sup>2</sup>Ties were not counted in winning percentage until the 1972 season. Ties prior to 1972 are not calculated into the series winning percentage.

<sup>1</sup>AFC Championship

<sup>2</sup>AFC Divisional

## CAROLINA PANTHERS

Regular Season (1-6-0, .143)

Sept. 14, 1997.....	vs. Carolina.....	L, 26-7
Oct. 17, 2000.....	at Carolina.....	L, 30-22
Oct. 24, 2004.....	at Carolina.....	W, 17-6
Sept. 7, 2008.....	vs. Carolina.....	L, 26-24
Dec. 16, 2012.....	vs. Carolina.....	L, 31-7
Dec. 11, 2016.....	vs. Carolina.....	L, 28-16
Sept. 27, 2020.....	vs. Carolina.....	L, 21-16

## CHICAGO BEARS

Regular Season (6-7-0, .462)

Oct. 18, 1970.....	at Chicago.....	W, 20-7
Dec. 8, 1974.....	vs. Chicago.....	W, 28-21
Dec. 4, 1978.....	vs. Chicago.....	W, 40-7
Oct. 25, 1981.....	at Chicago.....	L, 20-17 (OT)
Dec. 3, 1984.....	vs. Chicago.....	W, 20-7
Nov. 14, 1993.....	vs. Chicago.....	L, 16-13
Dec. 14, 1996.....	at Chicago.....	L, 27-14
Nov. 21, 1999.....	vs. Chicago.....	L, 23-20 (OT)
Nov. 2, 2003.....	at Chicago.....	L, 20-7
Sept. 9, 2007.....	vs. Chicago.....	W, 14-3
Nov. 20, 2011.....	at Chicago.....	L, 31-20
Nov. 9, 2015.....	vs. Chicago.....	L, 22-19
Oct. 27, 2019.....	at Chicago.....	W, 17-16

## CINCINNATI BENGALS

Regular Season (22-14-0, .611)

Postseason (1-1, .500)

Sept. 6, 1968.....	vs. Cincinnati.....	W, 29-13
Sept. 29, 1968.....	at Cincinnati.....	W, 31-10
Sept. 21, 1969.....	at Cincinnati.....	L, 34-20
Oct. 4, 1969.....	vs. Cincinnati.....	W, 21-14
Dec. 6, 1970.....	vs. Cincinnati.....	L, 17-14
Nov. 28, 1971.....	at Cincinnati.....	L, 31-0
Sept. 30, 1973.....	vs. Cincinnati.....	L, 20-13
Sept. 22, 1974.....	at Cincinnati.....	W, 20-17
Dec. 21, 1975.....	at Cincinnati.....	L, 47-17
Oct. 2, 1977.....	vs. Cincinnati.....	W, 24-3
Nov. 5, 1978.....	vs. Cincinnati.....	W, 22-13
Nov. 11, 1979.....	at Cincinnati.....	W, 26-24
Nov. 2, 2080.....	at Cincinnati.....	W, 31-14
Nov. 8, 1981.....	vs. Cincinnati.....	L, 40-17
Jan. 10, 1982.....	at Cincinnati.....	L, 27-7
Dec. 20, 1982.....	vs. Cincinnati.....	W, 50-34

Sept. 22, 1985.....	at Cincinnati.....	W, 44-41
Oct. 4, 1987.....	at Cincinnati.....	W, 10-9
Dec. 4, 1988.....	at Cincinnati.....	L, 27-10
Sept. 16, 1990.....	vs. Cincinnati.....	L, 21-16
Dec. 13, 1992.....	vs. Cincinnati.....	W, 27-10
Sept. 11, 1994.....	vs. Cincinnati.....	W, 27-10
Sept. 8, 1996.....	vs. Cincinnati.....	W, 27-14
Nov. 2, 1997.....	at Cincinnati.....	L, 38-31
Sept. 19, 1999.....	at Cincinnati.....	W, 34-7
Sept. 30, 2001.....	vs. Cincinnati.....	W, 28-14
Sept. 8, 2002.....	at Cincinnati.....	W, 34-6
Nov. 23, 2003.....	vs. Cincinnati.....	L, 34-27
Nov. 12, 2006.....	at Cincinnati.....	W, 49-41
Dec. 20, 2009.....	vs. Cincinnati.....	W, 27-24
Dec. 26, 2010.....	at Cincinnati.....	L, 34-20
Dec. 2, 2012.....	vs. Cincinnati.....	L, 20-13
Dec. 1, 2013.....	vs. Cincinnati.....	L, 17-10
Jan. 5, 2014.....	at Cincinnati.....	W, 27-10
Sept. 20, 2015.....	at Cincinnati.....	L, 24-19
Dec. 9, 2018.....	vs. Cincinnati.....	W, 26-21
Sept. 13, 2020.....	at Cincinnati.....	W, 16-13
Dec. 5, 2021.....	at Cincinnati.....	W, 41-22

<sup>1</sup>AFC Wild Card

<sup>2</sup>AFC Championship

## CLEVELAND BROWNS

Regular Season (19-9-1, .672)

Nov. 1, 1970.....	at Cleveland.....	W, 27-10
Nov. 13, 1972.....	vs. Cleveland.....	L, 21-17
Oct. 28, 1973.....	at Cleveland.....	T, 16-16
Nov. 3, 1974.....	vs. Cleveland.....	W, 36-35
Oct. 24, 1976.....	at Cleveland.....	L, 21-17
Dec. 4, 1977.....	vs. Cleveland.....	W, 37-14
Sept. 7, 1981.....	at Cleveland.....	W, 44-14
Dec. 5, 1982.....	at Cleveland.....	W, 30-13
Sept. 25, 1983.....	vs. Cleveland.....	L, 30-24 (OT)
Sept. 29, 1985.....	vs. Cleveland.....	L, 21-7
Dec. 21, 1986.....	at Cleveland.....	L, 47-17
Nov. 1, 1987.....	vs. Cleveland.....	W, 27-24 (OT)
Sept. 23, 1990.....	at Cleveland.....	W, 24-14
Oct. 20, 1991.....	vs. Cleveland.....	L, 30-24 (OT)
Nov. 15, 1992.....	at Cleveland.....	W, 14-13
Dec. 3, 1995.....	vs. Cleveland.....	W, 31-13
Dec. 5, 1999.....	vs. Cleveland.....	W, 23-10
Oct. 7, 2001.....	at Cleveland.....	L, 20-16
Oct. 19, 2003.....	at Cleveland.....	W, 26-20
Dec. 19, 2004.....	at Cleveland.....	W, 21-0
Dec. 5, 2006.....	vs. Cleveland.....	W, 32-25
Dec. 6, 2009.....	at Cleveland.....	W, 30-23
Oct. 28, 2012.....	at Cleveland.....	L, 7-6
Oct. 4, 2015.....	vs. Cleveland.....	W, 30-27
Dec. 24, 2016.....	at Cleveland.....	L, 20-17
Dec. 3, 2017.....	vs. Cleveland.....	W, 19-10
Oct. 14, 2018.....	at Cleveland.....	W, 38-14
Oct. 9, 2021.....	vs. Cleveland.....	W, 47-42
Oct. 10, 2022.....	at Cleveland.....	W, 30-28

## DALLAS COWBOYS

Regular Season (5-7-0, .417)

Nov. 5, 1972.....	vs. Dallas.....	L, 34-28
Oct. 26, 1980.....	at Dallas.....	L, 42-31
Nov. 13, 1983.....	vs. Dallas.....	W, 24-23
Nov. 16, 1986.....	vs. Dallas.....	L, 24-21
Sept. 9, 1990.....	at Dallas.....	L, 17-14
Oct. 15, 1995.....	vs. Dallas.....	L, 23-9
Sept. 23, 2001.....	at Dallas.....	W, 32-21
Sept. 11, 2005.....	vs. Dallas.....	L, 28-24
Dec. 13, 2009.....	at Dallas.....	W, 20-17
Sept. 29, 2013.....	vs. Dallas.....	W, 30-21
Nov. 23, 2017.....	at Dallas.....	W, 28-6
Sept. 19, 2021.....	vs. Dallas.....	L, 20-17

COMMUNITY

FRONT OFFICE

VETERANS

DRAFT PICKS & FREE AGENTS

2022 IN REVIEW

ALL-TIME RESULTS

GENERAL INFORMATION

**DENVER BRONCOS***Regular Season (55-70-1, .440)<sup>2</sup>**Postseason (0-1, .000)*

Oct. 16, 1960	vs. Denver	W, 23-19
Dec. 10, 1960	vs. Denver	W, 41-33
Oct. 29, 1961	vs. Denver	W, 37-0
Nov. 12, 1961	at Denver	W, 19-16
Sept. 7, 1962	at Denver	L, 30-21
Nov. 4, 1962	vs. Denver	L, 23-20
Oct. 6, 1963	at Denver	L, 50-34
Dec. 22, 1963	vs. Denver	W, 58-20
Oct. 18, 1964	vs. Denver	W, 42-14
Nov. 8, 1964	at Denver	W, 31-20
Sept. 11, 1965	vs. Denver	W, 34-31
Nov. 7, 1965	at Denver	W, 35-21
Oct. 30, 1966	vs. Denver	W, 24-17
Nov. 27, 1966	at Denver	L, 20-17
Oct. 22, 1967	at Denver	W, 38-21
Nov. 23, 1967	vs. Denver	W, 24-20
Oct. 20, 1968	vs. Denver	W, 55-24
Dec. 1, 1968	at Denver	W, 47-23
Nov. 2, 1969	at Denver	L, 13-0
Nov. 23, 1969	vs. Denver	W, 45-24
Nov. 9, 1970	vs. Denver	W, 24-21
Dec. 13, 1970	at Denver	T, 17-17
Oct. 17, 1971	at Denver	L, 20-16
Dec. 12, 1971	vs. Denver	W, 45-17
Sept. 24, 1972	vs. Denver	W, 37-14
Dec. 10, 1972	at Denver	L, 38-13
Nov. 11, 1973	at Denver	L, 30-19
Dec. 9, 1973	vs. Denver	L, 42-28
Oct. 20, 1974	at Denver	L, 27-7
Dec. 15, 1974	vs. Denver	W, 17-0
Nov. 16, 1975	vs. Denver	L, 27-17
Nov. 30, 1975	at Denver	L, 13-10 (OT)
Oct. 3, 1976	at Denver	L, 26-0
Nov. 14, 1976	vs. Denver	L, 17-0
Nov. 13, 1977	vs. Denver	L, 14-14
Dec. 11, 1977	at Denver	L, 17-19
Sept. 17, 1978	at Denver	L, 17-14
Oct. 8, 1978	vs. Denver	W, 23-0
Oct. 7, 1979	at Denver	L, 7-0
Dec. 17, 1979	vs. Denver	W, 17-7
Sept. 21, 1980	at Denver	W, 30-13
Nov. 9, 1980	vs. Denver	L, 20-13
Sept. 27, 1981	at Denver	L, 42-24
Nov. 29, 1981	vs. Denver	W, 34-17
Sept. 12, 1982	at Denver	W, 23-3
Nov. 28, 1982	vs. Denver	W, 30-20
Oct. 23, 1983	at Denver	L, 14-6
Nov. 27, 1983	vs. Denver	W, 31-7
Nov. 11, 1984	vs. Denver	L, 16-13
Dec. 9, 1984	at Denver	L, 16-13
Nov. 3, 1985	vs. Denver	W, 30-10
Nov. 17, 1985	at Denver	L, 30-24 (OT)
Oct. 12, 1986	vs. Denver	L, 31-14
Nov. 9, 1986	at Denver	W, 9-3
Nov. 29, 1987	vs. Denver	L, 31-17
Dec. 27, 1987	at Denver	L, 24-0
Sept. 11, 1988	at Denver	L, 34-3
Oct. 2, 1988	vs. Denver	L, 12-0
Oct. 8, 1989	at Denver	L, 16-10
Dec. 24, 1989	vs. Denver	W, 19-16
Nov. 11, 1990	vs. Denver	W, 19-7
Dec. 16, 1990	at Denver	L, 20-10
Sept. 22, 1991	at Denver	L, 17-19
Dec. 22, 1991	vs. Denver	L, 17-14
Sept. 13, 1992	at Denver	L, 21-13
Oct. 25, 1992	vs. Denver	W, 24-21
Sept. 12, 1993	at Denver	L, 13-17
Dec. 5, 1993	vs. Denver	W, 34-10
Sept. 4, 1994	at Denver	W, 37-34
Oct. 23, 1994	vs. Denver	L, 20-15
Sept. 24, 1995	vs. Denver	W, 17-6
Nov. 19, 1995	at Denver	L, 30-27
Oct. 6, 1996	at Denver	L, 28-17
Dec. 22, 1996	vs. Denver	W, 16-10
Nov. 30, 1997	vs. Denver	L, 38-28
Dec. 21, 1997	at Denver	L, 38-3
Nov. 8, 1998	at Denver	L, 27-10
Nov. 29, 1998	vs. Denver	L, 31-16
Nov. 7, 1999	vs. Denver	L, 33-17

Jan. 2, 2000	at Denver	W, 12-6
Oct. 8, 2000	vs. Denver	L, 21-7
Nov. 19, 2000	at Denver	L, 38-37
Oct. 21, 2001	vs. Denver	W, 27-10
Nov. 11, 2001	at Denver	L, 26-16
Oct. 6, 2002	at Denver	L, 26-9
Dec. 1, 2002	vs. Denver	W, 30-27 (OT)
Sept. 14, 2003	vs. Denver	L, 37-13
Nov. 16, 2003	at Denver	L, 37-8
Sept. 26, 2004	at Denver	L, 23-13
Dec. 5, 2004	vs. Denver	W, 20-17
Sept. 18, 2005	at Denver	L, 20-17
Dec. 31, 2005	vs. Denver	L, 23-7
Nov. 19, 2006	at Denver	W, 25-7
Oct. 10, 2006	vs. Denver	W, 48-20
Oct. 7, 2007	at Denver	W, 41-3
Dec. 24, 2007	vs. Denver	W, 23-3
Sept. 14, 2008	at Denver	L, 39-38
Dec. 28, 2008	vs. Denver	W, 52-21
Oct. 19, 2009	vs. Denver	L, 34-23
Nov. 22, 2009	at Denver	W, 32-3
Nov. 22, 2010	vs. Denver	W, 35-14
Jan. 2, 2011	at Denver	W, 53-28
Oct. 9, 2011	at Denver	W, 29-24
Nov. 27, 2011	vs. Denver	L, 16-13 (OT)
Oct. 15, 2012	vs. Denver	L, 35-24
Nov. 18, 2012	at Denver	L, 30-23
Nov. 10, 2013	vs. Denver	L, 28-20
Dec. 12, 2013	at Denver	W, 27-20
Jan. 12, 2014	at Denver*	L, 24-17
Oct. 23, 2014	at Denver	L, 35-21
Dec. 14, 2014	vs. Denver	L, 22-10
Dec. 6, 2015	vs. Denver	L, 17-3
Jan. 3, 2016	at Denver	L, 27-20
Oct. 13, 2016	vs. Denver	W, 21-13
Oct. 30, 2016	at Denver	L, 27-19
Sept. 11, 2017	at Denver	L, 24-21
Oct. 22, 2017	vs. Denver	W, 21-21
Nov. 18, 2018	vs. Denver	L, 23-22
Dec. 30, 2018	at Denver	W, 23-9
Oct. 6, 2019	vs. Denver	L, 20-13
Dec. 1, 2019	at Denver	L, 23-20
Nov. 1, 2020	at Denver	L, 31-30
Dec. 27, 2020	vs. Denver	W, 19-16
Nov. 28, 2021	at Denver	L, 28-13
Jan. 2, 2022	vs. Denver	W, 34-13
Oct. 17, 2022	vs. Denver	W, 19-16 (OT)
Jan. 8, 2023	at Denver	L, 31-28

\*Ties were not counted in winning percentage until the 1972 season. Ties prior to 1972 are not calculated into the series winning percentage.

<sup>2</sup>AFC Divisional

**DETROIT LIONS***Regular Season (7-5-0, .583)*

Oct. 22, 1972	at Detroit	L, 34-20
Nov. 6, 1977	at Detroit	L, 20-0
Oct. 22, 1978	at Detroit	L, 31-14
Sept. 13, 1981	vs. Detroit	W, 28-23
Sept. 30, 1984	vs. Detroit	W, 27-24
Nov. 11, 1986	vs. Detroit	W, 27-21
Oct. 10, 1999	at Detroit	W, 20-10
Dec. 7, 2003	at Detroit	W, 14-7
Dec. 16, 2007	vs. Detroit	W, 51-14
Dec. 24, 2011	at Detroit	L, 38-10
Sept. 13, 2015	vs. Detroit	W, 33-28
Sept. 15, 2019	at Detroit	L, 13-10

**GREEN BAY PACKERS***Regular Season (2-10-0, .167)*

Oct. 12, 1970	vs. Green Bay	L, 22-20
Nov. 24, 1974	at Green Bay	L, 34-0
Sept. 24, 1978	vs. Green Bay	L, 24-3
Oct. 7, 1984	at Green Bay	W, 34-28
Dec. 12, 1993	vs. Green Bay	L, 20-13
Sept. 15, 1996	at Green Bay	L, 42-10
Oct. 24, 1999	vs. Green Bay	L, 31-3
Dec. 14, 2003	vs. Green Bay	L, 38-21
Sept. 23, 2007	at Green Bay	L, 31-24
Nov. 6, 2011	vs. Green Bay	L, 45-38
Oct. 18, 2015	vs. Green Bay	L, 27-20
Nov. 3, 2019	vs. Green Bay	W, 26-11

**HOUSTON TEXANS***Regular Season (6-3-0, .667)*

Sept. 15, 2002	vs. Houston	W, 24-3
Sept. 12, 2004	at Houston	W, 27-20
Oct. 28, 2004	vs. Houston	W, 35-10
Nov. 7, 2010	at Houston	W, 29-23
Sept. 9, 2013	vs. Houston	L, 31-28
Nov. 27, 2016	at Houston	W, 21-23
Sept. 22, 2019	vs. Houston	L, 27-20
Dec. 26, 2021	at Houston	L, 41-29
Oct. 2, 2022	at Houston	W, 34-24

**INDIANAPOLIS COLTS<sup>1</sup>***Regular Season (18-10-0, .643)**Postseason (2-1, .667)*

Sept. 20, 1970	vs. Baltimore	L, 16-14
Oct. 8, 1972	at Baltimore	W, 23-20
Nov. 7, 1976	vs. Baltimore	L, 37-21
Oct. 18, 1981	at Baltimore	W, 43-14
Dec. 26, 1982	vs. Baltimore	W, 44-26
Nov. 4, 1984	at Indianapolis	W, 38-10
Nov. 30, 1986	at Indianapolis	W, 17-3
Nov. 8, 1987	at Indianapolis	W, 16-13
Dec. 20, 1987	vs. Indianapolis	L, 20-7
Oct. 23, 1988	vs. Indianapolis	L, 16-0
Nov. 26, 1989	at Indianapolis	L, 10-6
Oct. 18, 1992	at Indianapolis	W, 34-14
Nov. 1, 1992	vs. Indianapolis	W, 26-0
Nov. 29, 1993	at Indianapolis	W, 31-0
Dec. 17, 1995	at Indianapolis	W, 27-24
Dec. 31, 1995	vs. Indianapolis	L, 35-20
Nov. 3, 1996	at Indianapolis	W, 26-19
Oct. 26, 1997	vs. Indianapolis	W, 35-19
Oct. 4, 1998	at Indianapolis	W, 26-19
Sept. 26, 1999	vs. Indianapolis	L, 27-19
Dec. 26, 2004	at Indianapolis	L, 34-31 (OT)
Dec. 18, 2005	at Indianapolis	W, 26-21
Nov. 11, 2007	vs. Indianapolis	W, 23-17
Jan. 13, 2008	at Indianapolis*	W, 28-24
Nov. 23, 2008	vs. Indianapolis	L, 23-20
Jan. 3, 2009	vs. Indianapolis	W, 23-17 (OT)
Nov. 28, 2010	at Indianapolis	W, 36-14
Oct. 14, 2013	vs. Indianapolis	W, 19-9
Sept. 25, 2016	at Indianapolis	L, 26-22
Sept. 8, 2019	vs. Indianapolis	W, 30-24 (OT)
Dec. 26, 2022	at Indianapolis	W, 20-3

<sup>1</sup>Known as Baltimore Colts (1960-83)

<sup>2</sup>AFC Wild Card

<sup>3</sup>AFC Divisional

**JACKSONVILLE JAGUARS***Regular Season (9-4-0, .692)**Postseason (0-1, .000)*

Oct. 5, 2003	at Jacksonville	L, 27-21
Oct. 10, 2004	vs. Jacksonville	W, 34-21
Nov. 18, 2007	at Jacksonville	W, 24-17
Sept. 19, 2010	vs. Jacksonville	W, 38-13
Dec. 5, 2011	at Jacksonville	W, 38-14
Oct. 20, 2013	at Jacksonville	W, 24-6
Dec. 20, 2014	vs. Jacksonville	W, 23-16
Nov. 29, 2015	at Jacksonville	W, 31-25
Sept. 18, 2016	vs. Jacksonville	W, 38-14
Nov. 12, 2017	at Jacksonville	L, 20-17 (OT)
Dec. 8, 2019	at Jacksonville	W, 45-10
Oct. 25, 2020	vs. Jacksonville	W, 39-29
Sept. 25, 2022	vs. Jacksonville	L, 38-10
Jan. 14, 2023	at Jacksonville*	L, 31-30

<sup>1</sup>AFC Wild Card

**KANSAS CITY CHIEFS<sup>1</sup>***Regular Season (57-67-1, .460)<sup>2</sup>**Postseason (1-0, 1.000)*

Oct. 10, 1960	vs. Dallas	W, 21-20
Sept. 25, 1960	at Dallas	W, 17-0
Oct. 10, 1961	at Dallas	W, 26-10
Nov. 9, 1961	vs. Dallas	W, 24-14
Oct. 7, 1962	vs. Dallas	W, 32-28
Dec. 16, 1962	at Dallas	L, 26-17
Sept. 29, 1963	vs. Kansas City	W, 24-10
Oct. 20, 1963	at Kansas City	W, 48-16
Nov. 15, 1964	at Kansas City	W, 28-16
Dec. 13, 1964	vs. Kansas City	L, 49-4
Sept. 26, 1965	vs. Kansas City	L, 10-10
Nov. 14, 1965	at Kansas City	L, 31-7
Nov. 6, 1966	at Kansas City	L, 24-14
Dec. 18, 1966	vs. Kansas City	L, 27-17

Oct. 15, 1967	vs. Kansas City	W, 45-31
Nov. 19, 1967	at Kansas City	W, 17-16
Oct. 27, 1968	at Kansas City	L, 27-20
Dec. 8, 1968	vs. Kansas City	L, 40-3
Sept. 14, 1969	vs. Kansas City	L, 27-9
Nov. 9, 1969	at Kansas City	L, 27-3
Nov. 20, 1970	at Kansas City	L, 26-14
Dec. 20, 1970	vs. Kansas City	W, 31-13
Sept. 19, 1971	vs. Kansas City	W, 21-14
Oct. 10, 1971	at Kansas City	L, 31-10
Oct. 29, 1972	vs. Kansas City	L, 26-14
Nov. 19, 1972	at Kansas City	W, 27-17
Nov. 4, 1973	vs. Kansas City	L, 19-0
Dec. 16, 1973	at Kansas City	L, 33-6
Oct. 27, 1974	vs. Kansas City	L, 24-14
Nov. 10, 1974	at Kansas City	W, 14-7
Oct. 19, 1975	vs. Kansas City	L, 12-10
Dec. 7, 1975	at Kansas City	W, 28-20
Sept. 12, 1976	at Kansas City	W, 30-16
Nov. 28, 1976	vs. Kansas City	L, 23-20
Sept. 25, 1977	at Kansas City	W, 23-7
Oct. 23, 1977	vs. Kansas City	L, 21-16
Nov. 12, 1978	vs. Kansas City	W, 29-23 (OT)
Nov. 26, 1978	at Kansas City	L, 23-0
Nov. 4, 1979	at Kansas City	W, 20-14
Nov. 25, 1979	vs. Kansas City	W, 28-7
Sept. 28, 1980	at Kansas City	W, 24-7
Nov. 16, 1980	vs. Kansas City	W, 20-7
Nov. 30, 1981	at Kansas City	W, 42-31
Nov. 1, 1981	vs. Kansas City	W, 22-20
Sept. 19, 1982	at Kansas City	L, 19-12
Sept. 12, 1983	at Kansas City	W, 17-14
Dec. 11, 1983	vs. Kansas City	W, 41-38
Oct. 14, 1984	at Kansas City	L, 31-13
Dec. 16, 1984	vs. Kansas City	L, 42-21
Oct. 13, 1985	vs. Kansas City	W, 31-20
Dec. 22, 1985	at Kansas City	L, 38-34
Oct. 19, 1986	at Kansas City	L, 42-41
Nov. 2, 1986	vs. Kansas City	L, 24-23
Sept. 13, 1987	at Kansas City	L, 20-13
Oct. 25, 1987	vs. Kansas City	W, 42-21
Sept. 25, 1988	at Kansas City	W, 24-23
Dec. 18, 1988	vs. Kansas City	W, 24-13
Sept. 14, 1989	vs. Kansas City	W, 21-6
Dec. 17, 1989	at Kansas City	W, 20-13
Nov. 18, 1990	at Kansas City	L, 27-10
Dec. 23, 1990	vs. Kansas City	L, 24-21
Sept. 29, 1991	vs. Kansas City	L, 14-13
Dec. 8, 1991	at Kansas City	L, 20-17 (OT)
Sept. 6, 1992	vs. Kansas City	L, 24-10
Nov. 8, 1992	at Kansas City	L, 16-14
Jan. 2, 1993	vs. Kansas City*	W, 17-0
Oct. 17, 1993	vs. Kansas City	L, 17-14
Dec. 19, 1993	at Kansas City	L, 28-24
Oct. 9, 1994	vs. Kansas City	W, 20-6
Nov. 13, 1994	at Kansas City	W, 14-13
Oct. 9, 1995	at Kansas City	L, 29-23 (OT)
Nov. 12, 1995	vs. Kansas City	L, 22-7
Sept. 29, 1996	vs. Kansas City	W, 22-19
Nov. 24, 1996	at Kansas City	W, 28-14
Oct. 16, 1997	at Kansas City	L, 31-3
Dec. 14, 1997	vs. Kansas City	L, 29-7
Sept. 20, 1998	at Kansas City	L, 23-7
Nov. 22, 1998	vs. Kansas City	W, 38-37
Oct. 3, 1999	vs. Kansas City	W, 21-14
Oct. 31, 1999	at Kansas City	L, 34-0
Sept. 17, 2000	at Kansas City	L, 42-10
Nov. 26, 2000	vs. Kansas City	W, 17-16
Nov. 4, 2001	vs. Kansas City	L, 25-20
Dec. 23, 2001	at Kansas City	L, 20-17
Oct. 13, 2002	vs. Kansas City	W, 35-34
Dec. 22, 2002	at Kansas City	L, 24-22
Sept. 7, 2003	at Kansas City	L, 27-14
Nov. 30, 2003	vs. Kansas City	L, 28-24
Nov. 28, 2004	at Kansas City	W, 34-31
Jan. 2, 2005	vs. Kansas City	W, 24-17
Oct. 30, 2005	vs. Kansas City	W, 28-20
Dec. 24, 2005	at Kansas City	L, 20-7
Oct. 22, 2006	at Kansas City	L, 30-27
Dec. 17, 2006	vs. Kansas City	W, 20-9
Sept. 30, 2007	vs. Kansas City	L, 30-16
Dec. 2, 2007	at Kansas City	W, 24-10
Nov. 9, 2008	vs. Kansas City	W, 20-19
Dec. 14, 2008	at Kansas City	W, 22-21
Oct. 25, 2009	at Kansas City	W, 37-7
Nov. 29, 2009	vs. Kansas City	W, 43-14

Sept. 13, 2010	at Kansas City	L, 21-14
Dec. 12, 2010	vs. Kansas City	W, 31-0
Sept. 25, 2011	vs. Kansas City	W, 20-17
Oct. 31, 2011	at Kansas City	L, 23-20 (OT)
Sept. 30, 2012	at Kansas City	W, 37-20
Nov. 1, 2012	vs. Kansas City	W, 31-13
Nov. 24, 2013	at Kansas City	W, 41-38
Oct. 29, 2013	vs. Kansas City	W, 27-24 (OT)
Oct. 19, 2014	vs. Kansas City	L, 23-20
Dec. 28, 2014	at Kansas City	L, 19-7
Nov. 22, 2015	vs. Kansas City	L, 33-3
Dec. 13, 2015	at Kansas City	L, 10-3
Sept. 11, 2016	at Kansas City	L, 33-27 (OT)
Jan. 1, 2017	vs. Kansas City	L, 37-27
Dec. 24, 2017	vs. Kansas City	L, 24-10
Sept. 16, 2017	at Kansas City	L, 30-13
Dec. 9, 2018	vs. Kansas City	L, 38-28
Sept. 13, 2018	at Kansas City	W, 29-28
Nov. 18, 2019	vs. Kansas City*	L, 24-17
Sept. 29, 2019	at Kansas City	L, 31-21
Sept. 20, 2020	vs. Kansas City	L, 23-20 (OT)
Jan. 3, 2021	at Kansas City	W, 38-21
Sept. 26, 2021	at Kansas City	W, 30-24
Dec. 16, 2021	vs. Kansas City	L, 34-28 (OT)
Sept. 15, 2022	at Kansas City	L, 27-24
Nov. 20, 2022	vs. Kansas City	L, 30-27

*\*Known as Dallas Texans (1960-62)*  
*†Ties were not counted in winning percentage until the 1972 season. Ties prior to 1972 are not calculated into the series winning percentage.*  
*\*Played at Estadio Azteca in Mexico City, Mexico.*  
*\*AFC Wild Card*

**LAS VEGAS RAIDERS<sup>†</sup>**  
**Regular Season (57-67-2, .460)<sup>†</sup>**  
**Postseason (0-1, .000)**

Nov. 27, 1960	vs. Oakland	W, 52-28
Dec. 4, 1960	at Oakland	W, 41-17
Oct. 17, 1961	vs. Oakland	W, 44-0
Oct. 22, 1961	at Oakland	W, 41-10
Sept. 30, 1962	at Oakland	W, 42-33
Dec. 2, 1962	vs. Oakland	W, 31-21
Oct. 27, 1963	vs. Oakland	L, 34-33
Dec. 8, 1963	at Oakland	L, 41-27
Nov. 1, 1964	vs. Oakland	W, 31-17
Dec. 20, 1964	at Oakland	L, 21-20
Sept. 19, 1965	at Oakland	W, 17-6
Dec. 19, 1965	vs. Oakland	W, 24-14
Sept. 25, 1966	at Oakland	W, 29-20
Nov. 13, 1966	vs. Oakland	L, 41-19
Oct. 29, 1967	at Oakland	L, 51-10
Dec. 3, 1967	vs. Oakland	L, 41-21
Oct. 13, 1968	at Oakland	W, 23-14
Dec. 15, 1968	vs. Oakland	L, 34-27
Oct. 26, 1969	vs. Oakland	L, 24-12
Nov. 16, 1969	at Oakland	L, 21-16
Sept. 27, 1970	vs. Oakland <sup>†</sup>	T, 27-27
Dec. 22, 1970	at Oakland	L, 20-17
Sept. 26, 1971	vs. Oakland	L, 34-0
Nov. 21, 1971	at Oakland	L, 34-33
Oct. 1, 1972	at Oakland	L, 17-17
Dec. 3, 1972	vs. Oakland	L, 21-19
Oct. 14, 1973	vs. Oakland	L, 27-17
Nov. 25, 1973	at Oakland	L, 31-3
Oct. 13, 1974	vs. Oakland	L, 14-10
Nov. 17, 1974	at Oakland	L, 17-10
Oct. 5, 1975	vs. Oakland	L, 6-0
Oct. 26, 1975	at Oakland	L, 25-0
Oct. 10, 1976	vs. Oakland	L, 27-17
Dec. 12, 1976	at Oakland	L, 24-0
Sept. 18, 1977	at Oakland	L, 24-0
Nov. 20, 1977	vs. Oakland	W, 12-7
Oct. 10, 1978	vs. Oakland	L, 21-20
Oct. 29, 1978	at Oakland	W, 27-23
Oct. 9, 1979	vs. Oakland	W, 30-10
Oct. 25, 1979	at Oakland	L, 45-22
Oct. 14, 1980	vs. Oakland	W, 30-24 (OT)
Oct. 12, 1980	at Oakland	L, 38-24
Jan. 11, 1981	vs. Oakland <sup>†</sup>	L, 34-27
Nov. 22, 1981	at Oakland	W, 55-21
Dec. 21, 1981	vs. Oakland	W, 23-10
Nov. 22, 1982	at Los Angeles	L, 28-24
Jan. 2, 1983	vs. Los Angeles	L, 41-34
Dec. 1, 1983	vs. Los Angeles	L, 42-10
Dec. 18, 1983	at Los Angeles	L, 30-14
Sept. 24, 1984	at Los Angeles	L, 33-30

Oct. 21, 1984	vs. Los Angeles	L, 44-37
Oct. 28, 1985	at Los Angeles	L, 34-21
Nov. 10, 1985	vs. Los Angeles	W, 40-34 (OT)
Sept. 28, 1986	at Los Angeles	L, 17-13
Nov. 20, 1986	vs. Los Angeles	L, 37-31 (OT)
Oct. 18, 1987	at Los Angeles	W, 23-17
Nov. 15, 1987	vs. Los Angeles	W, 16-14
Sept. 4, 1988	at Los Angeles	L, 24-13
Nov. 6, 1988	vs. Los Angeles	L, 13-3
Sept. 10, 1989	at Los Angeles	L, 40-14
Oct. 12, 1989	vs. Los Angeles	W, 14-12
Oct. 21, 1990	vs. Los Angeles	L, 24-9
Dec. 30, 1990	at Los Angeles	L, 17-12
Oct. 6, 1991	at Los Angeles	W, 21-13
Dec. 1, 1991	vs. Los Angeles	L, 9-7
Nov. 29, 1992	vs. Los Angeles	W, 27-3
Dec. 20, 1992	at Los Angeles	W, 36-14
Oct. 31, 1993	at Los Angeles	W, 30-23
Nov. 21, 1993	vs. Los Angeles	L, 12-7
Sept. 25, 1994	at Los Angeles	W, 26-24
Dec. 5, 1994	vs. Los Angeles	L, 24-17
Sept. 3, 1995	at Oakland	L, 17-7
Nov. 27, 1995	vs. Oakland	W, 12-6
Sept. 22, 1996	at Oakland	W, 40-34
Oct. 21, 1996	vs. Oakland	L, 23-14
Oct. 5, 1997	at Oakland	W, 25-10
Nov. 16, 1997	vs. Oakland	L, 38-13
Oct. 11, 1998	at Oakland	L, 7-6
Dec. 20, 1998	vs. Oakland	L, 17-10
Nov. 14, 1999	at Oakland	L, 28-9
Dec. 26, 1999	vs. Oakland	W, 23-20
Sept. 3, 2000	at Oakland	L, 9-6
Oct. 29, 2000	vs. Oakland	L, 15-13
Nov. 18, 2001	at Oakland	L, 34-24
Dec. 15, 2001	vs. Oakland	L, 13-6
Oct. 20, 2002	at Oakland	W, 27-21 (OT)
Dec. 8, 2002	at Oakland	L, 27-7
Sept. 28, 2003	at Oakland	L, 34-31 (OT)
Dec. 28, 2003	vs. Oakland	W, 21-14
Oct. 31, 2004	vs. Oakland	W, 42-14
Nov. 21, 2004	at Oakland	W, 23-17
Oct. 16, 2005	at Oakland	W, 27-14
Dec. 4, 2005	vs. Oakland	W, 34-10
Sept. 11, 2006	at Oakland	W, 27-0
Nov. 26, 2006	vs. Oakland	W, 21-14
Oct. 14, 2007	vs. Oakland	W, 28-14
Dec. 30, 2007	at Oakland	W, 30-17
Sept. 28, 2008	at Oakland	W, 28-18
Dec. 4, 2008	vs. Oakland	W, 34-7
Sept. 14, 2009	at Oakland	W, 24-20
Nov. 1, 2009	vs. Oakland	W, 24-16
Oct. 10, 2010	at Oakland	L, 35-27
Dec. 5, 2010	vs. Oakland	L, 28-13
Nov. 10, 2011	vs. Oakland	L, 24-17
Jan. 1, 2012	at Oakland	W, 38-26
Sept. 10, 2012	at Oakland	W, 22-14
Dec. 30, 2012	vs. Oakland	W, 24-21
Oct. 6, 2013	at Oakland	L, 27-17
Dec. 22, 2013	vs. Oakland	W, 26-13
Oct. 12, 2014	at Oakland	W, 31-28
Nov. 16, 2014	vs. Oakland	W, 13-6
Oct. 25, 2015	vs. Oakland	L, 37-29
Dec. 24, 2015	at Oakland	L, 23-20 (OT)
Oct. 9, 2016	at Oakland	L, 34-31
Dec. 18, 2016	vs. Oakland	L, 19-16
Oct. 15, 2017	at Oakland	W, 17-16
Dec. 31, 2017	vs. Oakland	W, 30-10
Oct. 7, 2018	vs. Oakland	W, 26-10
Nov. 11, 2018	at Oakland	W, 20-6
Nov. 7, 2019	at Oakland	L, 26-24
Dec. 22, 2019	vs. Oakland	L, 24-17
Nov. 8, 2020	vs. Las Vegas	L, 31-26
Dec. 17, 2020	at Las Vegas	W, 30-27 (OT)
Oct. 4, 2021	vs. Las Vegas	W, 28-14
Jan. 9, 2022	at Las Vegas	L, 35-32 (OT)
Sept. 11, 2022	vs. Las Vegas	W, 24-19
Dec. 4, 2022	at Las Vegas	W, 27-20

*†Known as Oakland Raiders (1960-81 and 1995-2019) and Los Angeles Raiders (1982-94)*  
*†Ties were not counted in winning percentage until the 1972 season. Ties prior to 1972 are not calculated into the series winning percentage.*  
*\*AFC Championship*

COMMUNITY  
FRONT OFFICE  
VETERANS  
DRAFT PICKS & FREE AGENTS  
2022 IN REVIEW  
ALL-TIME RESULTS  
GENERAL INFORMATION

### LOS ANGELES RAMS<sup>†</sup>

*Regular Season (6-7-0, .462)*

Oct. 4, 1970	..... at Los Angeles	..... L, 37-10
Oct. 12, 1975	..... vs. Los Angeles	..... L, 13-10 (OT)
Oct. 21, 1979	..... at Los Angeles	..... W, 40-16
Nov. 20, 1988	..... at Los Angeles	..... W, 38-24
Oct. 13, 1991	..... at Los Angeles	..... L, 30-24
Nov. 27, 1994	..... vs. Los Angeles	..... W, 31-17
Oct. 1, 2000	..... at St. Louis	..... L, 57-31
Nov. 10, 2002	..... at St. Louis	..... L, 28-24
Oct. 29, 2006	..... vs. St. Louis	..... W, 38-24
Oct. 17, 2010	..... at St. Louis	..... L, 20-17
Nov. 23, 2014	..... vs. St. Louis	..... W, 27-24
Sept. 23, 2018	..... at Los Angeles	..... L, 35-23
Jan. 1, 2023	..... vs. Los Angeles	..... W, 31-10

*†Known as Los Angeles Rams (1960-94 and 2016-present) and St. Louis Rams (1995-2015)*

### MIAMI DOLPHINS

*Regular Season (15-17-0, .469)*  
*Postseason (2-2, .500)*

Oct. 2, 1966	..... vs. Miami	..... W, 44-10
Nov. 12, 1967	..... vs. Miami	..... W, 24-0
Dec. 10, 1967	..... at Miami	..... L, 41-24
Nov. 3, 1968	..... vs. Miami	..... W, 34-28
Oct. 11, 1969	..... at Miami	..... W, 21-14
Oct. 15, 1972	..... at Miami	..... L, 24-10
Sept. 29, 1974	..... vs. Miami	..... L, 28-21
Oct. 30, 1977	..... at Miami	..... W, 14-13
Oct. 15, 1978	..... vs. Miami	..... L, 28-21
Nov. 20, 1980	..... at Miami	..... W, 27-24 (OT)
Jan. 2, 1982	..... at Miami <sup>*</sup>	..... W, 41-38 (OT)
Jan. 16, 1983	..... at Miami <sup>*</sup>	..... L, 34-13
Nov. 18, 1984	..... vs. Miami	..... W, 34-28 (OT)
Sept. 7, 1986	..... vs. Miami	..... W, 50-28
Oct. 16, 1988	..... at Miami	..... L, 31-28
Dec. 15, 1991	..... vs. Miami	..... W, 38-30
Jan. 10, 1993	..... at Miami <sup>*</sup>	..... L, 31-0
Dec. 27, 1993	..... vs. Miami	..... W, 45-20
Jan. 8, 1995	..... vs. Miami <sup>*</sup>	..... W, 22-21
Nov. 5, 1995	..... vs. Miami	..... L, 24-14
Dec. 19, 1999	..... at Miami	..... L, 12-9
Nov. 12, 2000	..... vs. Miami	..... L, 17-7
Nov. 24, 2002	..... at Miami	..... L, 30-3
Oct. 27, 2003	..... vs. Miami <sup>*</sup>	..... L, 26-10
Dec. 11, 2005	..... vs. Miami	..... L, 23-21
Oct. 5, 2008	..... at Miami	..... L, 17-10
Sept. 27, 2009	..... vs. Miami	..... W, 23-13
Oct. 2, 2011	..... vs. Miami	..... W, 26-16
Nov. 17, 2013	..... at Miami	..... L, 20-16
Nov. 2, 2014	..... at Miami	..... L, 37-0
Dec. 20, 2015	..... vs. Miami	..... W, 30-14
Nov. 13, 2016	..... vs. Miami	..... L, 31-24
Sept. 17, 2017	..... vs. Miami	..... L, 19-17
Sept. 29, 2019	..... at Miami	..... W, 30-10
Nov. 15, 2020	..... at Miami	..... L, 29-21
Dec. 11, 2022	..... vs. Miami	..... W, 23-17

*†Played at Sun Devil Stadium in Tempe, Ariz., due to fires in the San Diego area.*  
*\*AFC Divisional*

### MINNESOTA VIKINGS

*Regular Season (6-8-0, .429)*

Dec. 5, 1971	..... vs. Minnesota	..... W, 30-14
Nov. 23, 1975	..... at Minnesota	..... L, 28-13
Nov. 19, 1978	..... at Minnesota	..... W, 13-7
Oct. 11, 1981	..... vs. Minnesota	..... L, 33-31
Sept. 2, 1984	..... at Minnesota	..... W, 42-13
Oct. 20, 1985	..... at Minnesota	..... L, 21-17
Nov. 7, 1993	..... at Minnesota	..... W, 30-17
Nov. 28, 1999	..... at Minnesota	..... L, 35-27
Nov. 9, 2003	..... vs. Minnesota	..... W, 42-28
Nov. 4, 2007	..... at Minnesota	..... L, 35-17
Sept. 11, 2011	..... vs. Minnesota	..... W, 24-17
Sept. 27, 2015	..... at Minnesota	..... L, 31-14
Dec. 15, 2019	..... vs. Minnesota	..... L, 39-10
Nov. 14, 2021	..... vs. Minnesota	..... L, 27-20

### NEW ENGLAND PATRIOTS<sup>†</sup>

*Regular Season (14-24-2, .368)<sup>†</sup>*  
*Postseason (1-3, .250)*

Oct. 8, 1960	..... vs. Boston	..... L, 35-0
Oct. 28, 1960	..... at Boston	..... W, 45-16
Oct. 7, 1961	..... at Boston	..... W, 38-27
Dec. 17, 1961	..... vs. Boston	..... L, 41-0
Oct. 19, 1962	..... at Boston	..... L, 24-20
Dec. 9, 1962	..... vs. Boston	..... L, 20-14
Sept. 14, 1963	..... vs. Boston	..... W, 17-13
Nov. 10, 1963	..... at Boston	..... W, 7-6
Jan. 5, 1964	..... vs. Boston <sup>*</sup>	..... W, 51-10
Sept. 20, 1964	..... vs. Boston	..... L, 33-28
Oct. 9, 1964	..... at Boston	..... W, 26-17
Oct. 17, 1965	..... at Boston <sup>†</sup>	..... T, 13-13
Oct. 31, 1965	..... vs. Boston	..... L, 22-6
Sept. 10, 1966	..... vs. Boston	..... W, 24-0
Oct. 23, 1966	..... at Boston	..... L, 35-17
Sept. 9, 1967	..... vs. Boston	..... W, 28-14
Oct. 8, 1967	..... vs. Boston <sup>*</sup>	..... T, 31-31
Nov. 10, 1968	..... at Boston	..... W, 27-17
Oct. 19, 1969	..... at Boston	..... W, 13-10
Dec. 7, 1969	..... vs. Boston	..... W, 28-18
Nov. 15, 1970	..... at Boston	..... W, 16-14
Dec. 2, 1973	..... at New England	..... L, 30-14
Nov. 9, 1975	..... vs. New England	..... L, 33-19
Oct. 16, 1977	..... vs. New England	..... L, 24-20
Oct. 1, 1978	..... at New England	..... L, 28-23
Sept. 23, 1979	..... at New England	..... L, 27-21
Oct. 16, 1983	..... at New England	..... L, 37-21
Nov. 20, 1994	..... at New England	..... L, 23-17
Dec. 1, 1996	..... vs. New England	..... L, 45-7
Aug. 31, 1997	..... at New England	..... L, 41-7
Oct. 14, 2001	..... at New England	..... L, 29-26 (OT)
Sept. 29, 2002	..... vs. New England	..... W, 21-14
Oct. 2, 2005	..... at New England	..... W, 41-17
Jan. 14, 2007	..... vs. New England <sup>**</sup>	..... L, 24-21
Sept. 16, 2007	..... at New England	..... L, 38-14
Oct. 12, 2008	..... at New England <sup>***</sup>	..... L, 21-12
Jan. 20, 2008	..... vs. New England	..... W, 30-10
Oct. 24, 2010	..... vs. New England	..... L, 23-20
Sept. 18, 2011	..... at New England	..... L, 35-21
Dec. 7, 2014	..... vs. New England	..... L, 23-14
Oct. 29, 2017	..... at New England	..... L, 21-13
Jan. 13, 2019	..... at New England <sup>**</sup>	..... L, 41-28
Dec. 6, 2020	..... vs. New England	..... L, 45-0
Oct. 3, 2021	..... vs. New England	..... L, 27-24

*†Known as Boston Patriots (1960-70)*  
*\*Ties were not counted in winning percentage until the 1972 season. Ties prior to 1972 are not calculated into the series winning percentage.*  
*\*\*AFL Championship*  
*\*\*\*AFC Divisional*  
*\*\*\*\*AFC Championship*

### NEW ORLEANS SAINTS

*Regular Season (7-6-0, .538)*

Nov. 18, 1973	..... vs. New Orleans	..... W, 17-14
Oct. 9, 1977	..... at New Orleans	..... W, 14-0
Dec. 9, 1979	..... at New Orleans	..... W, 35-0
Oct. 9, 1988	..... vs. New Orleans	..... L, 23-17
Nov. 17, 1991	..... vs. New Orleans	..... W, 24-21
Oct. 16, 1994	..... at New Orleans	..... W, 36-22
Sept. 7, 1997	..... at New Orleans	..... W, 20-6
Sept. 10, 2000	..... vs. New Orleans	..... L, 28-27
Nov. 7, 2004	..... vs. New Orleans	..... W, 43-17
Oct. 26, 2008	..... at New Orleans <sup>*</sup>	..... L, 37-32
Oct. 7, 2012	..... at New Orleans	..... L, 31-24
Oct. 2, 2016	..... vs. New Orleans	..... L, 35-34
Oct. 12, 2020	..... at New Orleans	..... L, 30-27 (OT)

*\*Played at Wembley Stadium in London, England*

### NEW YORK GIANTS

*Regular Season (8-5-0, .615)*

Nov. 7, 1971	..... at New York	..... L, 35-17
Nov. 1, 1975	..... at New York	..... L, 35-24
Oct. 19, 1980	..... vs. New York	..... W, 44-7
Oct. 2, 1983	..... at New York	..... W, 41-34
Sept. 14, 1986	..... at New York	..... L, 20-7
Oct. 22, 1989	..... vs. New York	..... L, 20-13
Dec. 23, 1995	..... at New York	..... W, 27-17
Sept. 27, 1998	..... vs. New York	..... L, 34-16
Sept. 25, 2005	..... vs. New York	..... W, 45-23
Nov. 8, 2009	..... at New York	..... W, 21-10
Dec. 8, 2013	..... vs. New York	..... W, 37-14
Oct. 8, 2017	..... at New York	..... W, 27-22
Dec. 12, 2021	..... vs. New York	..... W, 37-21

### NEW YORK JETS<sup>†</sup>

*Regular Season (23-12-1, .657)<sup>†</sup>*  
*Postseason (0-2, .000)*

Nov. 4, 1960	..... at New York	..... W, 21-7
Dec. 8, 1960	..... vs. New York	..... W, 50-43
Oct. 15, 1961	..... at New York	..... W, 25-10
Nov. 5, 1961	..... vs. New York	..... W, 48-13
Sept. 16, 1962	..... vs. New York	..... W, 40-14
Oct. 28, 1962	..... at New York	..... L, 23-3
Oct. 13, 1963	..... vs. New York	..... W, 24-20
Nov. 2, 1963	..... at New York	..... W, 53-7
Oct. 3, 1964	..... at New York <sup>†</sup>	..... T, 17-17
Dec. 6, 1964	..... vs. New York	..... W, 38-3
Oct. 23, 1965	..... at New York	..... W, 34-9
Dec. 4, 1965	..... vs. New York	..... W, 38-7
Oct. 8, 1966	..... at New York	..... L, 17-16
Dec. 11, 1966	..... vs. New York	..... W, 42-27
Dec. 24, 1967	..... vs. New York	..... L, 42-31
Oct. 5, 1968	..... at New York	..... L, 23-20
Nov. 24, 1968	..... vs. New York	..... L, 37-15
Sept. 28, 1969	..... vs. New York	..... W, 34-27
Oct. 31, 1971	..... vs. New York	..... W, 49-21
Dec. 1, 1974	..... at New York	..... L, 27-14
Dec. 15, 1975	..... vs. New York	..... W, 24-16
Sept. 4, 1983	..... vs. New York	..... L, 41-29
Dec. 3, 1989	..... vs. New York	..... W, 30-17
Oct. 14, 1990	..... at New York	..... W, 29-3
Dec. 2, 1991	..... vs. New York	..... W, 38-17
Nov. 24, 1991	..... at New York	..... L, 24-3
Dec. 18, 1994	..... at New York	..... W, 44-13
Nov. 3, 2002	..... vs. New York	..... L, 21-6
Sept. 19, 2004	..... vs. New York	..... L, 34-28
Jan. 8, 2005	..... vs. New York <sup>*</sup>	..... L, 20-17 (OT)
Nov. 6, 2005	..... at New York	..... W, 31-26
Sept. 22, 2008	..... vs. New York	..... W, 48-29
Jan. 17, 2010	..... vs. New York <sup>**</sup>	..... L, 17-14
Oct. 23, 2011	..... at New York	..... L, 27-21
Dec. 23, 2012	..... at New York	..... W, 27-17
Oct. 5, 2014	..... vs. New York	..... W, 31-0
Dec. 24, 2017	..... at New York	..... W, 14-7
Nov. 22, 2020	..... vs. New York	..... W, 34-28

*†Known as Titans of New York (1960-62)*  
*\*Ties were not counted in winning percentage until the 1972 season. Ties prior to 1972 are not calculated into the series winning percentage.*  
*\*\*AFL Wild Card*  
*\*\*\*AFC Divisional*

### PHILADELPHIA EAGLES

*Regular Season (8-5-0, .615)*

Oct. 6, 1974	..... vs. Philadelphia	..... L, 13-7
Nov. 30, 1980	..... vs. Philadelphia	..... W, 22-11
Dec. 15, 1985	..... vs. Philadelphia	..... W, 20-24
Oct. 26, 1986	..... at Philadelphia	..... L, 23-7
Nov. 5, 1989	..... vs. Philadelphia	..... W, 20-17
Sept. 17, 1995	..... at Philadelphia	..... W, 27-21
Oct. 18, 1998	..... vs. Philadelphia	..... W, 13-10
Dec. 9, 2001	..... at Philadelphia	..... L, 24-14
Oct. 23, 2005	..... at Philadelphia	..... L, 20-17
Nov. 15, 2009	..... vs. Philadelphia	..... W, 31-23
Sept. 15, 2013	..... at Philadelphia	..... W, 33-30
Oct. 1, 2017	..... vs. Philadelphia	..... L, 26-24
Nov. 7, 2021	..... at Philadelphia	..... W, 27-24

**PITTSBURGH STEELERS***Regular Season (9-23-0, .281)**Postseason (2-1, .667)*

Oct. 3, 1971	..... at Pittsburgh	L, 21-17
Dec. 17, 1971	..... vs. Pittsburgh	L, 24-2
Oct. 7, 1973	..... at Pittsburgh	L, 38-21
Sept. 21, 1975	..... vs. Pittsburgh	L, 37-0
Oct. 31, 1976	..... at Pittsburgh	L, 23-0
Dec. 18, 1977	..... vs. Pittsburgh	L, 10-9
Nov. 18, 1979	..... vs. Pittsburgh	W, 35-2
Dec. 22, 1980	..... vs. Pittsburgh	W, 26-17
Jan. 9, 1983	..... at Pittsburgh*	W, 31-28
Nov. 6, 1983	..... at Pittsburgh	L, 26-3
Nov. 25, 1984	..... at Pittsburgh	L, 52-24
Dec. 8, 1985	..... vs. Pittsburgh	W, 54-44
Dec. 13, 1987	..... vs. Pittsburgh	L, 20-16
Dec. 11, 1988	..... vs. Pittsburgh	W, 20-14
Nov. 19, 1989	..... at Pittsburgh	L, 20-17
Oct. 7, 1990	..... at Pittsburgh	L, 36-14
Sept. 1, 1991	..... at Pittsburgh	L, 26-20
Sept. 20, 1992	..... vs. Pittsburgh	L, 23-6
Oct. 10, 1993	..... at Pittsburgh	L, 16-3
Dec. 24, 1994	..... vs. Pittsburgh	W, 37-34
Jan. 15, 1995	..... at Pittsburgh**	W, 17-13
Oct. 1, 1995	..... at Pittsburgh	L, 31-16
Dec. 8, 1996	..... at Pittsburgh	L, 16-3
Dec. 24, 2000	..... vs. Pittsburgh	L, 34-21
Dec. 21, 2003	..... at Pittsburgh	L, 40-24
Oct. 10, 2005	..... vs. Pittsburgh	L, 24-22
Oct. 8, 2006	..... vs. Pittsburgh	W, 23-13
Nov. 16, 2008	..... at Pittsburgh	L, 11-10
Jan. 11, 2009	..... at Pittsburgh**	L, 35-24
Oct. 4, 2009	..... at Pittsburgh	L, 38-28
Dec. 9, 2012	..... at Pittsburgh	W, 34-24
Oct. 12, 2015	..... vs. Pittsburgh	L, 24-20
Dec. 2, 2018	..... at Pittsburgh	W, 33-30
Oct. 13, 2019	..... vs. Pittsburgh	L, 24-17
Nov. 21, 2021	..... vs. Pittsburgh	W, 41-37

\*AFC Wild Card

\*\*AFC Divisional

\*\*\*AFC Championship

**SAN FRANCISCO 49ERS***Regular Season (8-7-0, .533)**Postseason (0-1, .000)*

Sept. 17, 1972	..... at San Francisco	L, 34-3
Dec. 5, 1976	..... vs. San Francisco	W, 13-7 (OT)
Sept. 30, 1979	..... vs. San Francisco	W, 31-9
Dec. 11, 1982	..... at San Francisco	W, 41-37
Nov. 27, 1988	..... vs. San Francisco	L, 48-10
Sept. 8, 1991	..... at San Francisco	L, 34-14
Dec. 11, 1994	..... vs. San Francisco	L, 38-15
Jan. 29, 1995	..... San Francisco*	L, 49-26
Nov. 23, 1997	..... at San Francisco	L, 17-10
Dec. 3, 2000	..... vs. San Francisco	L, 45-17
Nov. 17, 2002	..... vs. San Francisco	W, 20-17 (OT)
Oct. 15, 2006	..... at San Francisco	W, 48-19
Dec. 16, 2010	..... vs. San Francisco	W, 34-7
Dec. 20, 2014	..... at San Francisco	W, 38-35 (OT)
Sept. 30, 2018	..... vs. San Francisco	W, 29-27
Nov. 13, 2022	..... at San Francisco	L, 22-16

\*Visiting team for Super Bowl XXIX, hosted in South Florida at Joe Robbie Stadium (Miami, Fla.).

**SEATTLE SEAHAWKS***Regular Season (25-27-0, .481)*

Nov. 27, 1977	..... at Seattle	W, 30-28
Sept. 3, 1978	..... at Seattle	W, 24-20
Dec. 10, 1978	..... vs. Seattle	W, 37-10
Sept. 2, 1979	..... at Seattle	W, 33-16
Oct. 14, 1979	..... vs. Seattle	W, 20-10
Sept. 7, 1980	..... at Seattle	W, 34-13
Dec. 13, 1980	..... vs. Seattle	W, 21-14
Oct. 4, 1981	..... vs. Seattle	W, 24-10
Nov. 16, 1981	..... at Seattle	L, 44-23
Sept. 18, 1983	..... at Seattle	L, 34-31
Oct. 9, 1983	..... vs. Seattle	W, 28-21
Sept. 9, 1984	..... at Seattle	L, 31-17
Oct. 29, 1984	..... vs. Seattle	L, 24-0
Sept. 15, 1985	..... vs. Seattle	L, 49-35
Oct. 6, 1985	..... at Seattle	L, 26-21
Oct. 6, 1986	..... at Seattle	L, 33-7
Dec. 14, 1986	..... vs. Seattle	L, 34-24
Nov. 22, 1987	..... at Seattle	L, 34-3
Sept. 18, 1988	..... vs. Seattle	W, 17-6
Oct. 30, 1988	..... at Seattle	L, 17-14
Oct. 15, 1989	..... vs. Seattle	L, 17-16
Oct. 29, 1989	..... at Seattle	L, 10-7
Nov. 4, 1990	..... at Seattle	W, 31-14
Nov. 25, 1990	..... vs. Seattle	L, 13-10 (OT)
Oct. 27, 1991	..... at Seattle	L, 20-9
Nov. 10, 1991	..... vs. Seattle	W, 17-14
Oct. 4, 1992	..... vs. Seattle	W, 17-6
Dec. 27, 1992	..... at Seattle	W, 31-14
Sept. 5, 1993	..... vs. Seattle	W, 18-12
Oct. 3, 1993	..... at Seattle	L, 31-14
Sept. 18, 1994	..... at Seattle	W, 24-10
Oct. 30, 1994	..... vs. Seattle	W, 35-15
Sept. 10, 1995	..... vs. Seattle	W, 14-10
Oct. 22, 1995	..... at Seattle	W, 35-25
Sept. 1, 1996	..... vs. Seattle	W, 29-7
Oct. 27, 1996	..... at Seattle	L, 32-13
Sept. 21, 1997	..... at Seattle	L, 26-22
Nov. 9, 1997	..... vs. Seattle	L, 37-31
Oct. 25, 1998	..... vs. Seattle	L, 27-20
Dec. 13, 1998	..... at Seattle	L, 38-17
Oct. 17, 1999	..... vs. Seattle	W, 13-10
Dec. 12, 1999	..... at Seattle	W, 19-16
Sept. 24, 2000	..... vs. Seattle	L, 20-12
Nov. 5, 2000	..... at Seattle	L, 17-15
Dec. 2, 2001	..... at Seattle	(L) 13-10 (OT)
Dec. 30, 2001	..... vs. Seattle	L, 25-22
Dec. 29, 2002	..... vs. Seattle	(L) 31-28 (OT)
Dec. 24, 2006	..... at Seattle	W, 20-17
Sept. 26, 2010	..... at Seattle	L, 27-20
Nov. 14, 2014	..... vs. Seattle	W, 30-21
Nov. 4, 2018	..... at Seattle	W, 25-17
Oct. 23, 2022	..... vs. Seattle	L, 37-23

**TAMPA BAY BUCCANEERS***Regular Season (8-4-0, .667)*

Sept. 19, 1976	..... at Tampa Bay	W, 23-0
Dec. 13, 1981	..... at Tampa Bay	W, 24-23
Oct. 11, 1987	..... at Tampa Bay	W, 17-13
Oct. 28, 1990	..... vs. Tampa Bay	W, 41-10
Nov. 22, 1992	..... vs. Tampa Bay	W, 29-14
Jan. 2, 1994	..... at Tampa Bay	W, 32-17
Nov. 17, 1996	..... vs. Tampa Bay	L, 25-17
Dec. 12, 2004	..... vs. Tampa Bay	W, 31-24
Dec. 21, 2008	..... at Tampa Bay	W, 41-24
Nov. 11, 2012	..... at Tampa Bay	L, 34-24
Dec. 4, 2016	..... vs. Tampa Bay	L, 28-21
Oct. 4, 2020	..... at Tampa Bay	L, 38-31

**TENNESSEE TITANS<sup>†</sup>***Regular Season (28-15-1, .651)<sup>†</sup>**Postseason (0-1, .000)*

Sept. 18, 1960	..... at Houston	L, 38-28
Nov. 13, 1960	..... vs. Houston	W, 24-21
Jan. 1, 1961	..... at Houston*	L, 24-16
Sept. 24, 1961	..... vs. Houston	W, 34-24
Dec. 3, 1961	..... at Houston	L, 33-13
Dec. 24, 1961	..... vs. Houston*	L, 10-3
Sept. 23, 1962	..... vs. Houston	L, 42-17
Nov. 25, 1962	..... at Houston	L, 33-27
Dec. 1, 1963	..... vs. Houston	W, 27-0
Dec. 15, 1963	..... at Houston	W, 20-14
Sept. 12, 1964	..... vs. Houston	W, 27-21
Oct. 25, 1964	..... at Houston	W, 20-17
Oct. 3, 1965	..... vs. Houston	W, 31-14
Dec. 12, 1965	..... at Houston	W, 37-26
Dec. 4, 1966	..... at Houston	W, 28-22
Sept. 24, 1967	..... vs. Houston	W, 13-5
Dec. 16, 1967	..... at Houston	L, 24-17
Sept. 21, 1968	..... vs. Houston	W, 30-14
Nov. 27, 1969	..... at Houston	W, 21-17
Oct. 25, 1970	..... vs. Houston†	T, 31-31
Nov. 19, 1971	..... at Houston	L, 49-33
Nov. 26, 1972	..... vs. Houston	W, 34-20
Sept. 15, 1974	..... at Houston	L, 21-14
Sept. 28, 1975	..... at Houston	L, 33-17
Oct. 17, 1976	..... vs. Houston	W, 30-27
Oct. 17, 1978	..... at Houston	W, 45-24
Dec. 29, 1979	..... vs. Houston***	L, 17-14
Sept. 16, 1984	..... vs. Houston	W, 31-14
Nov. 24, 1985	..... at Houston	L, 37-35
Dec. 7, 1986	..... vs. Houston	W, 27-0
Dec. 6, 1987	..... at Houston	L, 33-18
Sept. 17, 1989	..... vs. Houston	L, 34-27
Sept. 30, 1990	..... vs. Houston	L, 17-7
Sept. 27, 1992	..... at Houston	L, 27-0
Sept. 19, 1993	..... vs. Houston	W, 18-17
Sept. 13, 1998	..... at Tennessee	W, 13-7
Oct. 3, 2004	..... vs. Tennessee	W, 38-17
Sept. 17, 2006	..... vs. Tennessee	W, 40-7
Dec. 9, 2007	..... at Tennessee	W, 23-17 (OT)
Jan. 6, 2008	..... vs. Tennessee*	W, 17-6
Dec. 25, 2009	..... at Tennessee	W, 42-17
Oct. 31, 2010	..... at Tennessee	W, 33-25
Sept. 16, 2012	..... vs. Tennessee	W, 38-10
Sept. 22, 2013	..... at Tennessee	L, 20-17
Nov. 6, 2016	..... vs. Tennessee	W, 43-35
Oct. 21, 2018	..... vs. Tennessee*	W, 20-19
Oct. 20, 2019	..... at Tennessee	L, 23-20
Dec. 18, 2022	..... vs. Tennessee	W, 17-14

<sup>†</sup>Known as Houston Oilers (1960-96) and Tennessee Oilers (1997-98)<sup>†</sup>Ties were not counted in winning percentage until the 1972 season. Ties prior to 1972 are not calculated into the series winning percentage.

\*Played at Wembley Stadium in London, England.

\*\*AFL Championship

\*\*\*AFC Wild Card

\*\*\*\*AFC Divisional

**WASHINGTON COMMANDERS<sup>†</sup>***Regular Season (5-7-0, .417)*

Sept. 16, 1973	..... at Washington	L, 38-0
Dec. 7, 1980	..... at Washington	L, 40-17
Oct. 31, 1983	..... vs. Washington	L, 27-24
Sept. 21, 1986	..... vs. Washington	L, 30-27
Dec. 10, 1989	..... at Washington	L, 26-21
Dec. 6, 1998	..... at Washington	L, 24-20
Sept. 9, 2001	..... vs. Washington	W, 30-3
Nov. 27, 2005	..... at Washington	W, 23-17 (OT)
Jan. 3, 2010	..... vs. Washington	W, 23-20
Nov. 3, 2013	..... at Washington	L, 30-24 (OT)
Dec. 10, 2017	..... vs. Washington	W, 30-13
Sept. 12, 2021	..... at Washington	W, 20-16

<sup>†</sup>Known as Washington Redskins (1960-2019) and Washington Football Team (2020-21)



# PRIME-TIME RESULTS (SINCE 1970)

Prime-Time Record Since 1970 NFL-AFL Merger: 55-59-0 (.482)

## MONDAY NIGHT FOOTBALL

Record: 25-25-0 (.500)

Oct. 12, 1970	vs. Green Bay	L, 22-20
Nov. 15, 1971	vs. St. Louis*	W, 20-17
Nov. 13, 1972	vs. Cleveland	L, 21-17
Dec. 15, 1975	vs. N.Y. Jets	W, 24-16
Dec. 4, 1978	vs. Chicago	W, 40-7
Dec. 17, 1979	vs. Denver	W, 17-7
Dec. 22, 1980	vs. Pittsburgh	W, 26-17
Sept. 7, 1981	at Cleveland	W, 44-14
Nov. 16, 1981	at Seattle	L, 44-23
Dec. 21, 1981	vs. Oakland**	W, 23-10
Nov. 22, 1982	at L.A. Raiders**	L, 28-24
Dec. 20, 1982	vs. Cincinnati	W, 50-34
Sept. 12, 1983	at Kansas City	W, 17-14
Oct. 31, 1983	vs. Washington	L, 27-24
Sept. 24, 1984	at L.A. Raiders**	L, 33-30
Oct. 29, 1984	vs. Seattle	L, 24-0
Dec. 3, 1984	vs. Chicago	W, 20-7
Oct. 28, 1985	at L.A. Raiders**	L, 34-21
Oct. 6, 1986	at Seattle	L, 33-7
Nov. 29, 1993	at Indianapolis	W, 31-0
Dec. 27, 1993	vs. Miami	W, 45-20
Dec. 5, 1994	vs. L.A. Raiders**	L, 24-17
Oct. 9, 1995	at Kansas City	L, 29-23 (OT)
Nov. 27, 1995	vs. Oakland**	W, 12-6
Oct. 21, 1996	vs. Oakland**	L, 23-14
Nov. 11, 1996	vs. Detroit	W, 27-21
Oct. 27, 2003	vs. Miami	L, 26-10
Oct. 10, 2005	vs. Pittsburgh	L, 24-22
Sept. 11, 2006	at Oakland**	W, 27-0
Dec. 24, 2007	vs. Denver	W, 23-3
Sept. 22, 2008	vs. N.Y. Jets	W, 48-29
Sept. 14, 2009	at Oakland**	W, 24-20
Oct. 19, 2009	vs. Denver	L, 34-23
Sept. 13, 2010	at Kansas City	L, 21-14
Nov. 22, 2010	vs. Denver	W, 35-14
Oct. 31, 2011	at Kansas City	L, 23-20 (OT)
Dec. 5, 2011	at Jacksonville	W, 38-14
Sept. 10, 2012	at Oakland**	W, 22-14
Oct. 15, 2012	vs. Denver	L, 35-24
Sept. 9, 2013	vs. Houston	L, 31-28
Oct. 14, 2013	vs. Indianapolis	W, 19-9
Sept. 8, 2014	at Arizona	L, 18-17
Oct. 12, 2015	vs. Pittsburgh	L, 24-20
Nov. 9, 2015	vs. Chicago	L, 22-19
Sept. 11, 2017	at Denver	L, 24-21
Nov. 18, 2019	vs. Kansas City*	L, 24-17
Oct. 12, 2020	at New Orleans	L, 30-27 (OT)
Oct. 4, 2021	vs. Las Vegas**	W, 28-14
Oct. 17, 2022	vs. Denver	W, 19-16 (OT)
Dec. 26, 2022	at Indianapolis	W, 20-3

\*Known as St. Louis Cardinals (1960-87) and Phoenix Cardinals (1988-93)

\*\*Known as Oakland Raiders (1960-81 and 1995-2019) and Los Angeles Raiders (1982-94)

\*Played at Estadio Azteca in Mexico City, Mexico.

## SUNDAY NIGHT GAMES

Record: 19-22-0 (.463)

Oct. 26, 1980	at Dallas	L, 42-31
Dec. 8, 1985	vs. Pittsburgh	W, 54-44
Nov. 15, 1987	vs. L.A. Raiders*	W, 16-14
Nov. 6, 1988	vs. L.A. Raiders*	L, 13-3
Nov. 12, 1989	vs. L.A. Raiders*	W, 14-12
Nov. 25, 1990	vs. Seattle	L, 13-10 (OT)
Dec. 17, 1991	vs. L.A. Raiders*	L, 9-7
Nov. 29, 1992	vs. L.A. Raiders*	W, 27-3
Nov. 14, 1993	vs. Chicago	L, 16-13
Dec. 12, 1993	vs. Green Bay	L, 20-13
Sept. 4, 1997	at Denver	W, 37-34
Nov. 5, 1995	vs. Miami	L, 24-4
Dec. 1, 1996	vs. New England	L, 45-17
Dec. 22, 1996	vs. Denver	W, 16-10
Nov. 16, 1997	vs. Oakland*	L, 38-13
Nov. 30, 1997	vs. Denver	L, 38-28
Nov. 29, 1998	vs. Denver	L, 31-16
Oct. 29, 2000	vs. Oakland*	L, 15-13
Sept. 25, 2005	vs. N.Y. Giants	W, 45-23
Dec. 4, 2005	vs. Oakland*	W, 34-10
Oct. 8, 2006	vs. Pittsburgh	W, 23-13
Nov. 19, 2006	at Denver	W, 35-27
Dec. 17, 2006	vs. Kansas City	W, 20-9
Sept. 16, 2007	at New England	L, 38-14
Nov. 11, 2007	vs. Indianapolis	W, 23-21
Oct. 12, 2008	vs. New England	W, 30-10
Nov. 23, 2008	vs. Indianapolis	L, 23-20
Dec. 28, 2008	vs. Denver	W, 52-21
Oct. 4, 2009	at Pittsburgh	L, 38-28
Nov. 28, 2010	at Indianapolis	W, 36-14
Dec. 18, 2011	vs. Baltimore	W, 34-14
Oct. 6, 2012	at New Orleans	L, 31-24
Oct. 6, 2013	at Oakland*	L, 27-17
Dec. 7, 2014	vs. New England	L, 23-14
Dec. 2, 2018	at Pittsburgh	W, 33-30
Oct. 13, 2019	vs. Pittsburgh	L, 24-17
Nov. 21, 2021	vs. Pittsburgh	W, 41-37
Jan. 9, 2022	at Las Vegas*	L, 35-32 (OT)
Nov. 13, 2022	at San Francisco	L, 22-16
Nov. 20, 2022	vs. Kansas City	L, 30-27
Dec. 11, 2022	vs. Miami	W, 23-17

\*Known as Oakland Raiders (1960-81 and 1995-2019) and Los Angeles Raiders (1982-94)

## THURSDAY NIGHT GAMES

Record: 8-10-0 (.444)

Oct. 25, 1979	at Oakland*	L, 45-22
Nov. 20, 1980	at Miami	W, 27-24 (OT)
Dec. 1, 1983	vs. L.A. Raiders*	L, 42-10
Nov. 6, 1985	vs. L.A. Raiders*	L, 37-31 (OT)
Oct. 16, 1997	at Kansas City	L, 31-3
Dec. 4, 2008	vs. Oakland*	W, 34-7
Nov. 10, 2010	vs. San Francisco	W, 34-7
Dec. 16, 2011	vs. Oakland*	L, 24-17
Nov. 1, 2012	vs. Kansas City	W, 31-13
Dec. 12, 2013	at Denver	W, 37-20
Oct. 23, 2014	at Denver	W, 25-21
Oct. 14, 2015	at Oakland*	L, 23-20 (OT)
Dec. 23, 2016	vs. Denver	W, 21-13
Dec. 13, 2018	at Kansas City	W, 29-28
Nov. 7, 2019	at Oakland*	L, 26-24
Dec. 17, 2020	at Las Vegas*	W, 30-27 (OT)
Dec. 16, 2021	vs. Kansas City	L, 34-28 (OT)
Sept. 15, 2022	at Kansas City	L, 27-24

\*Known as Oakland Raiders (1960-81 and 1995-2019) and Los Angeles Raiders (1982-94)

## FRIDAY NIGHT GAMES

Record: 1-0-0 (1.000)

Dec. 25, 2009	at Tennessee	W, 42-17
---------------	--------------	----------

## SATURDAY NIGHT GAMES

Record: 2-2-0 (.500)

Oct. 23, 1971	vs. Buffalo	W, 20-3
Oct. 20, 2014	at San Francisco	W, 38-35 (OT)
Dec. 16, 2017	at Kansas City	L, 30-13
Dec. 22, 2018	vs. Baltimore	L, 22-10

# POSTSEASON RESULTS

All-Time Postseason Record: 12-19 (.387)

Jan. 1, 1961	at Houston Oilers*	L, 24-16
Dec. 24, 1961	vs. Houston Oilers*	L, 10-3
Jan. 5, 1964	vs. Boston Patriots*	W, 51-10
Dec. 27, 1964	at Buffalo Bills*	L, 20-7
Dec. 26, 1965	vs. Buffalo Bills*	L, 23-0
Dec. 29, 1979	vs. Houston Oilers**	L, 17-14
Jan. 3, 1981	vs. Buffalo Bills**	W, 20-14
Jan. 11, 1981	vs. Oakland Raiders**	L, 34-27
Jan. 2, 1982	at Miami Dolphins**	W, 41-38 (OT)
Jan. 10, 1982	at Cincinnati Bengals	L, 27-7
Jan. 9, 1983	at Pittsburgh Steelers**	W, 31-28
Jan. 16, 1983	at Miami Dolphins**	L, 34-13

Jan. 2, 1993	vs. Kansas City Chiefs*	W, 17-0
Jan. 10, 1993	at Miami Dolphins**	L, 31-0
Jan. 8, 1995	vs. Miami Dolphins**	W, 22-21
Jan. 15, 1995	at Pittsburgh Steelers**	W, 17-13
Jan. 29, 1995	vs. San Francisco 49ers**	L, 49-26
Jan. 8, 2005	vs. Indianapolis Colts*	L, 35-20
Jan. 8, 2005	vs. New York Jets*	L, 20-17 (OT)
Jan. 14, 2007	vs. New England Patriots**	L, 24-21
Jan. 6, 2008	vs. Tennessee Titans*	W, 27-6
Jan. 13, 2008	at Indianapolis Colts**	W, 18-14
Jan. 20, 2008	at New England Patriots**	L, 21-12

Jan. 3, 2009	vs. Indianapolis Colts*	W, 23-17 (OT)
Jan. 11, 2009	at Pittsburgh Steelers**	L, 35-24
Jan. 18, 2010	vs. New York Jets**	L, 17-14
Jan. 5, 2014	at Cincinnati Bengals*	W, 27-10
Jan. 12, 2014	at Denver Broncos*	L, 24-17
Jan. 6, 2019	at Baltimore Ravens*	W, 23-17
Jan. 13, 2019	at New England Patriots*	L, 41-28
Jan. 14, 2023	at Jacksonville Jaguars*	L, 31-30

\*AFL Championship

\*\*AFC First Round

\*\*AFC Second Round

\*AFC Wild Card

\*\*AFC Divisional

\*\*AFC Championship

\*\*Visiting team for Super Bowl XXIX, hosted in

South Florida at Joe Robbie Stadium (Miami, Fla.)

# PRESEASON RESULTS

## 1960 (4-0)

Aug. 6 vs. Titans of New York . . . . . W, 27-7  
 Aug. 11 vs. Houston Oilers . . . . . W, 22-13  
 Aug. 19 at Oakland Raiders . . . . . W, 24-17  
 Sept. 2 vs. Denver Broncos . . . . . W, 36-30

## 1961 (4-0)

Aug. 6 vs. Houston Oilers . . . . . W, 27-14  
 Aug. 11 vs. Houston Oilers\* . . . . . W, 46-28  
 \* — Played at Honolulu Stadium in Honolulu, Hawaii  
 Aug. 27 vs. Oakland Raiders . . . . . W, 35-7  
 Sept. 3 vs. Dallas Texans . . . . . W, 31-10

## 1962 (4-0)

Aug. 11 vs. Dallas Texans . . . . . W, 17-0  
 Aug. 18 vs. Denver Broncos . . . . . W, 31-24  
 Aug. 26 at Oakland Raiders . . . . . W, 33-27  
 Sept. 1 vs. Titans of New York . . . . . W, 14-9

## 1963 (4-1)

Aug. 3 vs. Kansas City Chiefs . . . . . W, 26-14  
 Aug. 10 vs. Boston Patriots . . . . . W, 50-17  
 Aug. 17 at Denver Broncos . . . . . L, 31-25  
 Aug. 22 at Houston Oilers . . . . . W, 21-3  
 Aug. 31 vs. Oakland Raiders . . . . . W, 13-3

## 1964 (4-1)

Aug. 8 vs. Denver Broncos . . . . . W, 34-20  
 Aug. 15 vs. Houston Oilers\* . . . . . W, 44-38  
 \* — Played at War Memorial Stadium in Little Rock, Ark.  
 Aug. 22 at Kansas City Chiefs . . . . . W, 26-14  
 Aug. 29 vs. New York Jets\* . . . . . L, 34-6  
 \* — Played at Cheney Stadium in Atlanta, Ga.  
 Sept. 5 vs. Oakland Raiders . . . . . W, 24-10

## 1965 (3-2)

Aug. 7 vs. Oakland Raiders . . . . . L, 10-3  
 Aug. 15 at Kansas City Chiefs . . . . . W, 31-10  
 Aug. 21 at Denver Broncos . . . . . W, 21-6  
 Aug. 28 vs. Oakland Raiders\* . . . . . W, 46-17  
 \* — Played at Multnomah Stadium in Portland, Ore.  
 Sept. 4 vs. Houston Oilers\* . . . . . L, 13-10  
 \* — Played at War Memorial Stadium in Little Rock, Ark.

## 1966 (2-2)

Aug. 6 vs. Miami Dolphins . . . . . W, 38-10  
 Aug. 13 vs. Oakland Raiders . . . . . L, 14-7  
 Aug. 20 vs. Kansas City Chiefs\* . . . . . L, 31-21  
 \* — Played at Anaheim Stadium in Anaheim, Calif.  
 Aug. 27 vs. Boston Patriots . . . . . W, 31-13

## 1967 (1-4)

Aug. 5 at Oakland Raiders . . . . . L, 24-23  
 Aug. 12 at Miami Dolphins . . . . . W, 20-14  
 Aug. 20 vs. Detroit Lions . . . . . L, 38-17  
 Aug. 27 vs. Los Angeles Rams . . . . . L, 50-7  
 Sept. 2 vs. Pittsburgh Steelers . . . . . L, 16-7

## 1968 (3-2)

Aug. 3 vs. San Francisco 49ers . . . . . W, 30-18  
 Aug. 10 at Oakland Raiders . . . . . L, 31-7  
 Aug. 17 vs. Pittsburgh Steelers . . . . . L, 36-33  
 Aug. 24 vs. Los Angeles Rams . . . . . W, 35-13  
 Aug. 30 at Denver Broncos\* . . . . . W, 6-3  
 \* — Played at Alamogordo Stadium in San Antonio, Texas

## 1969 (2-2-1)

Aug. 2 vs. Baltimore Colts . . . . . L, 26-6  
 Aug. 9 vs. New Orleans Saints . . . . . W, 10-7  
 Aug. 16 vs. Oakland Raiders . . . . . W, 10-7  
 Aug. 23 vs. Cleveland Browns . . . . . T, 19-19  
 Aug. 30 vs. Los Angeles Rams . . . . . L, 24-14

## 1970 (3-3)

Aug. 8 vs. Dallas Cowboys . . . . . L, 20-10  
 Aug. 15 vs. New York Giants . . . . . W, 30-27  
 Aug. 24 vs. Chicago Bears . . . . . W, 14-9  
 Aug. 29 vs. Los Angeles Rams . . . . . L, 16-14  
 Sept. 5 at St. Louis Cardinals\* . . . . . W, 38-27  
 \* — Played at Municipal Stadium in Cleveland, Ohio  
 Sept. 12 at New Orleans Saints . . . . . L, 20-14

## 1971 (4-2)

Aug. 7 vs. Washington Redskins . . . . . W, 19-10  
 Aug. 14 vs. Minnesota Vikings . . . . . L, 34-7  
 Aug. 22 at San Francisco 49ers . . . . . L, 28-17  
 Aug. 28 vs. New Orleans Saints . . . . . W, 22-7  
 Sept. 3 at Los Angeles Rams . . . . . W, 20-14  
 Sept. 11 vs. Atlanta Falcons . . . . . W, 21-14

## 1972 (4-1-1)

Aug. 5 vs. Atlanta Falcons . . . . . W, 30-7  
 Aug. 12 at Minnesota Vikings . . . . . L, 24-13  
 Aug. 19 vs. San Francisco 49ers . . . . . W, 17-16  
 Aug. 26 at New Orleans Saints . . . . . W, 16-14  
 Sept. 2 vs. Los Angeles Rams . . . . . W, 14-13  
 Sept. 6 vs. New York Jets . . . . . T, 20-20

## 1973 (1-5)

Aug. 4 vs. New York Giants . . . . . L, 28-3  
 Aug. 11 vs. St. Louis Cardinals . . . . . L, 17-13  
 Aug. 19 at San Francisco 49ers . . . . . L, 19-7  
 Aug. 25 vs. Philadelphia Eagles . . . . . W, 24-17  
 Aug. 31 at Los Angeles Rams . . . . . L, 30-17  
 Sept. 8 vs. Minnesota Vikings . . . . . L, 24-16

## 1974 (2-4)

Aug. 3 vs. San Francisco 49ers . . . . . W, 20-6  
 Aug. 10 vs. New York Jets . . . . . W, 20-14  
 Aug. 18 at St. Louis Cardinals\* . . . . . L, 48-14  
 \* — Played at Husky Stadium in Seattle, Wash.  
 Aug. 24 vs. New England Patriots . . . . . L, 23-14  
 Aug. 31 vs. Los Angeles Rams . . . . . L, 30-16  
 Sept. 7 at Minnesota Vikings . . . . . L, 42-0

## 1975 (1-4-1)

Aug. 9 vs. Chicago Bears . . . . . L, 22-0  
 Aug. 16 vs. New York Giants . . . . . L, 17-7  
 Aug. 21 vs. San Francisco 49ers . . . . . W, 20-7  
 Aug. 30 at St. Louis Cardinals . . . . . L, 14-9  
 Sept. 7 at New England Patriots . . . . . L, 31-24  
 Sept. 13 at Minnesota Vikings . . . . . T, 14-14 (OT)

## 1976 (3-3)

July 31 vs. Philadelphia Eagles . . . . . W, 20-7  
 Aug. 6 vs. New England Patriots\* . . . . . W, 26-17  
 \* — Played at Owen Field in Norman, Okla.  
 Aug. 16 vs. St. Louis Cardinals\* . . . . . L, 20-10  
 \* — Played at Korakuen Stadium in Tokyo, Japan  
 Aug. 21 at San Francisco 49ers\* . . . . . L, 17-16  
 \* — Played at Aloha Stadium in Honolulu, Hawaii  
 Aug. 29 at Seattle Seahawks . . . . . L, 17-16  
 Sept. 4 vs. New York Giants . . . . . W, 14-13

## 1977 (4-2)

Aug. 6 at Dallas Cowboys . . . . . L, 34-14  
 Aug. 13 vs. San Francisco 49ers . . . . . W, 32-13  
 Aug. 20 vs. New York Giants . . . . . W, 29-17  
 Aug. 27 at Oakland Raiders . . . . . L, 35-7  
 Sept. 1 at Los Angeles Rams . . . . . W, 26-25  
 Sept. 11 vs. Seattle Seahawks . . . . . W, 38-20

## 1978 (2-2)

Aug. 4 at Seattle Seahawks . . . . . L, 17-9  
 Aug. 12 at Los Angeles Rams . . . . . W, 17-0  
 Aug. 19 vs. New York Jets . . . . . L, 23-10  
 Aug. 26 at New York Giants . . . . . W, 17-6

## 1979 (2-2)

Aug. 4 at San Francisco 49ers . . . . . L, 13-10  
 Aug. 11 vs. Minnesota Vikings . . . . . W, 19-0  
 Aug. 18 at New York Giants . . . . . W, 7-3  
 Aug. 25 at Los Angeles Rams . . . . . L, 23-7

## 1980 (1-3-1)

Aug. 2 at Green Bay Packers\* . . . . . T, 0-0\*\*  
 \* — Hall of Fame Game played at Fawcett Stadium in Canton, Ohio  
 \*\* — Game was stopped with 5:29 left in the fourth quarter due to severe thunder and lightning  
 Aug. 9 at Minnesota Vikings . . . . . L, 27-17  
 Aug. 16 vs. San Francisco 49ers . . . . . L, 17-14  
 Aug. 23 at Atlanta Falcons . . . . . W, 17-9  
 Aug. 30 at Los Angeles Rams . . . . . L, 34-17

## 1981 (2-2)

Aug. 8 vs. St. Louis Cardinals . . . . . L, 12-10  
 Aug. 15 at San Francisco 49ers . . . . . W, 31-28  
 Aug. 21 vs. Los Angeles Rams . . . . . W, 33-29  
 Aug. 28 vs. Buffalo Bills . . . . . L, 30-24

## 1982 (2-2)

Aug. 16 vs. Chicago Bears . . . . . W, 28-27  
 Aug. 21 vs. Dallas Cowboys . . . . . L, 26-16  
 Aug. 28 vs. Philadelphia 49ers . . . . . W, 23-9  
 Sept. 4 at Los Angeles Rams . . . . . L, 20-14

## 1983 (2-2)

Aug. 6 at Los Angeles Rams . . . . . L, 34-20  
 Aug. 13 vs. Philadelphia Eagles . . . . . L, 21-20  
 Aug. 20 vs. San Francisco 49ers . . . . . W, 24-7  
 Aug. 26 vs. Los Angeles Rams . . . . . W, 27-17

## 1984 (2-2)

Aug. 4 vs. Los Angeles Rams . . . . . W, 17-10  
 Aug. 11 vs. Dallas Cowboys . . . . . L, 24-13  
 Aug. 18 vs. San Francisco 49ers . . . . . W, 35-15  
 Aug. 23 at Los Angeles Rams . . . . . L, 47-14

## 1985 (2-2)

Aug. 10 vs. Cleveland Browns . . . . . W, 12-7  
 Aug. 17 vs. Dallas Cowboys . . . . . L, 27-24  
 Aug. 24 at San Francisco 49ers . . . . . L, 25-10  
 Aug. 30 vs. New Orleans Saints . . . . . W, 21-20

## 1986 (3-1)

Aug. 9 vs. Dallas Cowboys . . . . . W, 20-0  
 Aug. 16 vs. Philadelphia Eagles . . . . . W, 45-38  
 Aug. 23 at Los Angeles Rams . . . . . L, 20-17  
 Aug. 29 vs. St. Louis Cardinals . . . . . W, 24-17

## 1987 (2-2)

Aug. 15 vs. Dallas Cowboys . . . . . W, 29-0  
 Aug. 23 vs. Los Angeles Rams . . . . . L, 23-21  
 Aug. 24 at San Francisco 49ers . . . . . L, 17-3  
 Sept. 4 vs. New York Jets . . . . . W, 30-6

## 1988 (1-3)

Aug. 6 vs. Dallas Cowboys . . . . . W, 24-21  
 Aug. 13 at Los Angeles Rams . . . . . L, 27-6  
 Aug. 20 vs. San Francisco 49ers . . . . . L, 34-27  
 Aug. 26 vs. Los Angeles Rams . . . . . L, 31-24

## 1989 (2-2)

Aug. 13 vs. Dallas Cowboys . . . . . L, 20-3  
 Aug. 19 at Chicago Bears . . . . . W, 24-7  
 Aug. 23 at San Francisco 49ers . . . . . L, 17-14  
 Sept. 1 vs. Phoenix Cardinals . . . . . W, 21-20

## 1990 (3-1)

Aug. 11 vs. Dallas Cowboys . . . . . W, 28-16  
 Aug. 18 at Los Angeles Rams . . . . . W, 30-27  
 Aug. 25 vs. San Francisco 49ers . . . . . W, 29-28  
 Sept. 1 at Los Angeles Raiders . . . . . L, 34-7

## 1991 (1-3)

Aug. 3 vs. Houston Oilers . . . . . W, 31-29  
 Aug. 12 at Los Angeles Rams . . . . . L, 24-3  
 Aug. 19 at San Francisco 49ers . . . . . L, 24-13  
 Aug. 23 vs. Los Angeles Raiders . . . . . L, 17-7

## 1992 (2-2)

Aug. 8 at Phoenix Cardinals . . . . . L, 35-14  
 Aug. 14 at New England Patriots . . . . . W, 20-10  
 Aug. 21 vs. San Francisco 49ers . . . . . L, 20-14  
 Aug. 27 vs. Los Angeles Rams . . . . . W, 30-19

## 1993 (3-1)

Aug. 7 vs. New England Patriots . . . . . W, 13-7  
 Aug. 14 at Los Angeles Rams . . . . . W, 23-17  
 Aug. 21 vs. Phoenix Cardinals . . . . . W, 10-3  
 Aug. 28 at San Francisco 49ers . . . . . L, 30-14

**1994 (1-4)**

July 30 at Atlanta Falcons\* ..... L, 21-17  
 \* — *Hall of Fame Game played at Fawcett Stadium in Canton, Ohio*  
 Aug. 6 at Houston Oilers\* ..... L, 31-3  
 \* — *Played at Alamodome in San Antonio, Texas*  
 Aug. 13 vs. New York Giants\* ..... L, 28-20  
 \* — *Played at Olympia Stadion in Berlin, Germany*  
 Aug. 18 vs. San Francisco 49ers ..... L, 30-24  
 Aug. 25 vs. Los Angeles Rams ..... W, 24-6

**1995 (1-2)**

Aug. 7 vs. Minnesota Vikings ..... L, 23-19  
 Aug. 13 vs. San Francisco 49ers ..... L, 17-6  
 Aug. 19 at Houston Oilers\* ..... —\*\*  
 \* — *Played at Alamodome in San Antonio, Texas*  
 \*\* — *Game canceled due to unsafe field conditions*  
 Aug. 25 vs. St. Louis Rams ..... W, 17-9

**1996 (2-3)**

July 27 at Pittsburgh Steelers\* ..... W, 20-10  
 \* — *Played at Tokyo Dome in Tokyo, Japan*  
 Aug. 3 at Minnesota Vikings ..... L, 23-20 (OT)  
 Aug. 10 at San Francisco 49ers ..... L, 16-13 (OT)  
 Aug. 17 vs. Arizona Cardinals ..... W, 32-10  
 Aug. 23 at St. Louis Rams ..... L, 37-34

**1997 (3-1)**

July 26 at Dallas Cowboys\* ..... L, 9-3\*\*  
 \* — *Played at Sun Bowl Stadium in El Paso, Texas*  
 \*\* — *Game was a scrimmage and did not count in preseason record*  
 Aug. 2 vs. San Francisco 49ers ..... W, 20-13  
 Aug. 9 vs. Indianapolis Colts ..... W, 23-17  
 Aug. 16 at Tennessee Oilers ..... W, 21-7  
 Aug. 22 at Minnesota Vikings ..... L, 28-22

**1998 (3-1)**

Aug. 8 vs. San Francisco 49ers ..... W, 27-21  
 Aug. 15 vs. St. Louis Rams ..... W, 41-27  
 Aug. 22 at Indianapolis Colts ..... W, 33-3  
 Aug. 28 at Minnesota Vikings ..... L, 42-28

**1999 (0-5)**

Aug. 8 vs. Denver Broncos\* ..... L, 20-17  
 \* — *Played at Stadium Australia in Sydney, Australia*  
 Aug. 12 at San Francisco 49ers ..... L, 31-24  
 Aug. 21 vs. Miami Dolphins ..... L, 13-10  
 Aug. 28 at St. Louis Rams ..... L, 24-21  
 Sept. 3 vs. Kansas City Chiefs ..... L, 34-27

**2000 (4-0)**

Aug. 5 at San Francisco 49ers ..... W, 23-20  
 Aug. 12 vs. Minnesota Vikings ..... W, 31-7  
 Aug. 18 at Atlanta Falcons ..... W, 28-14  
 Aug. 25 vs. Arizona Cardinals ..... W, 24-20

**2001 (3-1)**

Aug. 11 vs. San Francisco 49ers ..... W, 25-24  
 Aug. 18 at Miami Dolphins ..... W, 23-20 (OT)  
 Aug. 25 vs. St. Louis Rams ..... W, 13-10 (OT)  
 Aug. 31 at Arizona Cardinals ..... L, 16-3

**2002 (2-2)**

Aug. 10 vs. Arizona Cardinals ..... L, 24-14  
 Aug. 16 vs. Seattle Seahawks ..... W, 24-14  
 Aug. 22 at St. Louis Rams ..... W, 31-10  
 Aug. 28 at San Francisco 49ers ..... L, 27-3

**2003 (2-2)**

Aug. 9 at Seattle Seahawks ..... L, 20-7  
 Aug. 16 vs. Arizona Cardinals ..... L, 16-10  
 Aug. 23 at Houston Texans ..... W, 19-17  
 Aug. 29 vs. San Francisco 49ers ..... W, 24-3

**2004 (2-2)**

Aug. 14 vs. Indianapolis Colts ..... L, 21-17  
 Aug. 21 at Arizona Cardinals ..... W, 38-13  
 Aug. 27 vs. Seattle Seahawks ..... L, 26-20  
 Sept. 2 at San Francisco 49ers ..... W, 31-15

**2005 (2-2)**

Aug. 11 at Green Bay Packers ..... L, 10-7  
 Aug. 21 vs. St. Louis Rams ..... W, 36-21  
 Aug. 26 at Minnesota Vikings ..... L, 19-16  
 Sept. 1 vs. San Francisco 49ers ..... W, 28-24

**2006 (2-2)**

Aug. 12 vs. Green Bay Packers ..... W, 17-3  
 Aug. 18 at Chicago Bears ..... L, 24-3  
 Aug. 26 vs. Seattle Seahawks ..... W, 31-20  
 Sept. 1 at San Francisco 49ers ..... L, 23-14

**2007 (3-1)**

Aug. 12 vs. Seattle Seahawks ..... L, 24-16  
 Aug. 18 at St. Louis Rams ..... W, 30-13  
 Aug. 25 at Arizona Cardinals ..... W, 33-31  
 Aug. 30 vs. San Francisco 49ers ..... W, 16-13

**2008 (3-1)**

Aug. 9 vs. Dallas Cowboys ..... W, 31-17  
 Aug. 16 at St. Louis Rams ..... L, 7-6  
 Aug. 25 vs. Seattle Seahawks ..... W, 18-17  
 Aug. 29 at San Francisco 49ers ..... W, 20-17

**2009 (2-2)**

Aug. 15 vs. Seattle Seahawks ..... L, 20-14  
 Aug. 22 at Arizona Cardinals ..... W, 17-6  
 Aug. 29 at Atlanta Falcons ..... L, 27-24  
 Sept. 4 vs. San Francisco 49ers ..... W, 26-7

**2010 (1-3)**

Aug. 14 vs. Chicago Bears ..... W, 25-10  
 Aug. 21 vs. Dallas Cowboys ..... L, 16-14  
 Aug. 27 at New Orleans Saints ..... L, 36-21  
 Sept. 2 at San Francisco 49ers ..... L, 17-14

**2011 (2-2)**

Aug. 11 vs. Seattle Seahawks ..... L, 24-17  
 Aug. 21 at Dallas Cowboys ..... W, 20-7  
 Aug. 27 at Arizona Cardinals ..... W, 34-31  
 Sept. 1 vs. San Francisco 49ers ..... L, 20-17

**2012 (3-1)**

Aug. 9 vs. Green Bay Packers ..... W, 21-13  
 Aug. 18 vs. Dallas Cowboys ..... W, 28-20  
 Aug. 24 at Minnesota Vikings ..... W, 12-10  
 Aug. 30 at San Francisco 49ers ..... L, 35-3

**2013 (1-3)**

Aug. 8 vs. Seattle Seahawks ..... L, 31-10  
 Aug. 15 at Chicago Bears ..... L, 33-28  
 Aug. 24 at Arizona Cardinals ..... W, 24-7  
 Aug. 29 vs. San Francisco 49ers ..... L, 41-6

**2014 (2-2)**

Aug. 7 vs. Dallas Cowboys ..... W, 27-7  
 Aug. 15 at Seattle Seahawks ..... L, 41-14  
 Aug. 24 at San Francisco 49ers ..... L, 21-7  
 Aug. 28 vs. Arizona Cardinals ..... W, 12-9

**2015 (2-2)**

Aug. 13 vs. Dallas Cowboys ..... W, 17-7  
 Aug. 22 at Arizona Cardinals ..... W, 22-19  
 Aug. 29 vs. Seattle Seahawks ..... L, 16-15  
 Sept. 3 at San Francisco 49ers ..... L, 14-12

**2016 (1-3)**

Aug. 13 at Tennessee Titans ..... L, 27-10  
 Aug. 19 vs. Arizona Cardinals ..... W, 19-3  
 Aug. 28 at Minnesota Vikings ..... L, 23-10  
 Sept. 1 vs. San Francisco 49ers ..... L, 31-21

**2017 (1-3)**

Aug. 13 vs. Seattle Seahawks ..... L, 48-17  
 Aug. 20 vs. New Orleans Saints ..... L, 13-7  
 Aug. 26 at Los Angeles Rams ..... W, 21-19  
 Aug. 31 at San Francisco 49ers ..... L, 23-13

**2018 (2-2)**

Aug. 11 at Arizona Cardinals ..... L, 24-17  
 Aug. 18 vs. Seattle Seahawks ..... W, 24-14  
 Aug. 25 vs. New Orleans Saints ..... L, 36-7  
 Aug. 30 at San Francisco 49ers ..... W, 23-21

**2019 (1-3)**

Aug. 8 at Arizona Cardinals ..... L, 17-13  
 Aug. 18 vs. New Orleans Saints ..... L, 19-17  
 Aug. 24 vs. Seattle Seahawks ..... L, 23-15  
 Aug. 29 at San Francisco 49ers ..... W, 27-24

**2020 (0-0)<sup>†</sup>**

Aug. 16 vs. Dallas Cowboys ..... —  
 Aug. 22 vs. Los Angeles Rams ..... —  
 Aug. 27 at Seattle Seahawks ..... —  
 Sept. 3 at San Francisco 49ers ..... —  
 † — *Preseason canceled due to COVID-19 pandemic*

**2021 (1-2)**

Aug. 14 at Los Angeles Rams ..... W, 13-6  
 Aug. 22 vs. San Francisco 49ers ..... L, 15-10  
 Aug. 28 at Seattle Seahawks ..... L, 27-0

**2022 (0-3)**

Aug. 13 vs. Los Angeles Rams ..... L, 29-22  
 Aug. 20 vs. Dallas Cowboys ..... L, 32-18  
 Aug. 26 at New Orleans Saints ..... L, 27-0

# POSTSEASON HISTORY

## 1960 AFL CHAMPIONSHIP GAME HOUSTON OILERS 24, LOS ANGELES CHARGERS 16 SUNDAY, JAN. 1, 1961 - JEPPESEN STADIUM (HOUSTON, TEXAS)



The American Football League's first championship game took place Jan. 1, 1961 between Eastern Division champion Houston Oilers and Western Division champion Los Angeles Chargers in Jeppesen Stadium, home of Eastern titlists. Outcome: Houston 24, Los Angeles 16. In 50 degree weather with 70 percent humidity due to week-long rains, Chargers took on Oilers before live crowd of 32,183 and television audience of approximately 45 million viewers. Ben Agajanian kicked field goals of 38 and 22 yards to give Chargers 6-0 first quarter lead. In second quarter, Houston's George Blanda hit Dave Smith on 17-yard touchdown pass, added conversion and kicked 18-yard field goal. Agajanian kicked 27-yard field goal with five seconds left in half to make score Houston 10, Los Angeles 9 at half. In third quarter, Blanda completed seven-yard touchdown pass to Bill Groman and kicked conversion. Chargers responded when Paul Lowe slanted over from two-yard line and with Agajanian's conversion score was Houston 17, Los Angeles 16, at end of three quarters. In fourth quarter, Blanda and Billy Cannon teamed up on 88-yard pass-run touchdown play to conclude scoring. Player of game honors went to Cannon, with Blanda and Lowe deadlocked vote behind. Lowe's total yardage on day was 271 yards compared to Cannon's 259. Inability of Chargers to take ball on for touchdowns early in game, setting for three first-half field goals on each occasion, and several bad breaks late in game proved to be difference.

Score by Quarters	Q1	Q2	Q3	Q4	Total
San Diego Chargers	6	3	7	0	16
Houston Oilers	0	10	7	7	24

Tm	Qtr	Time	Play Description (PAT & Drive)	SD	HOU
SD	1	10:58	Agajanian 38 yd field goal [9-46]	3	0
SD	1	6:44	Agajanian 22 yd field goal [5-33]	6	0
HOU	2	11:09	Smith 17 yd pass from Blanda (Blanda kick) [11-83]	6	7
HOU	2	5:15	Blanda 16 yd field goal [12-40]	6	10
SD	2	:05	Agajanian 27 yd field goal [4-11]	9	10
SD	3	N/A	Groman 7 yd pass from Blanda (Blanda kick) [10-55]	9	17
HOU	3	N/A	Lowe 2 yd run (Agajanian kick) [8-63]	16	17
HOU	4	N/A	Cannon 88 yd pass from Blanda (Blanda kick) [3-89]	16	24

Team Statistics	SD	HOU	SD	HOU	
TOTAL FIRST DOWNS	21	17	INT RET. YARDS	0	35
Rushing	11	4	Interceptions	0	2
Passing	9	13	PUNTING AVERAGE	41.0	34.0
Penalty	1	0	Punts	4	5
NET YARDS RUSHING	162	100	Blocked	0	0
Attempts	33	40	PUNT RETURN YARDS	42	0
Yards Gained	208	107	Returns	2	0
Yards Lost	46	7	KICKOFF RETURN YDS	123	128
NET YARDS PASSING	171	301	Returns	5	5
Attempts	41	32	PENALTY YARDS	15	54
Completions	21	16	Penalties	3	4
Interceptions	2	0	FUMBLES/LOST	2/0	0/0
TOTAL OFFENSE	333	401			
Total Plays	74	72			

### LOS ANGELES

Rushing	No	Yds	Avg	Lg	TD	Rushing	No	Yds	Avg	Lg	TD
Lowe	21	165	7.9	30	1	Cannon	18	50	2.8	6	0
Ferguson	4	11	2.8	7	0	Smith	19	45	2.4	14	0
Ford	2	-5	-2.5	1	0	Hall	3	5	1.7	3	0
Kemp	6	-9	-1.5	14	0						

Passing	A	C	Yds	S-L	TD	Lg	INT	Rt	Passing	A	C	Yds	S-L	TD	Lg	INT	Rt
Blanda	31	16	301	0-1	3	88	0	117.8	Cannon	1	0	0	0-0	0	0	0	39.6
Kemp	41	21	171	3-28	0	33	2	41.8									

Receiving	No	Yds	Avg	Lg	TD	Receiving	No	Yds	Avg	Lg	TD
Norton	6	55	9.2	18	0	Smith	5	52	10.4	17	1
Womble	6	29	4.8	8	0	Hennigan	4	71	17.8	38	0
Kocourek	3	57	19.0	33	0	Cannon	3	128	42.7	88	1
Lowe	3	5	1.7	6	0	Groman	3	37	12.3	17	1
Ferguson	2	19	9.5	13	0	Carson	1	13	13.0	13	0
Flowers	1	6	6.0	6	0						

INT	No	Yds	Avg	Lg	TD	INT	No	Yds	Avg	Lg	TD
None						Gordon	1	27	27.0	27	0
						Dukes	1	8	8.0	8	0

Punting	No	Yds	Avg	FB	I20	Lg	Punting	No	Yds	Avg	FB	I20	Lg
Laraba	4	164	41.0	0	3	49	Milstead	5	169	33.8	0	2	43

Punt Ret	No	Yds	Avg	FC	Lg	TD	Punt Ret	No	Yds	Avg	FC	Lg	TD
Harris	1	27	27.0	0	27	0	Cannon	0	0	0.0	1	0	0
Sears	1	15	15.0	1	15	0							

KO Ret	No	Yds	Avg	Lg	TD	KO Ret	No	Yds	Avg	Lg	TD
Lowe	4	101	25.3	34	0	Hall	2	47	23.5	24	0
Ford	1	22	22.0	22	0						

## 1961 AFL CHAMPIONSHIP GAME HOUSTON OILERS 10, SAN DIEGO CHARGERS 3 SUNDAY, DEC. 24, 1961 - BALBOA STADIUM (SAN DIEGO, CALIF.)



The 1961 American Football League Championship game in San Diego's Balboa Stadium was carbon copy of previous season's title game that at Houston Oilers beat San Diego Chargers 10-3. On Jan. 1, 1961, Oilers edged Chargers, 24-16, in Houston's Jeppesen Stadium. Live audience of 29,556 fans and nationwide television audience estimated in vicinity of 40 million viewers witnessed monument to defensive football at its best. Crowd at stadium was limited because game was played on Christmas Eve and game was telecast into Los Angeles area and many San Diegans received LA's ABC affiliate, Channel 7. Oilers scored on 46-yard field goal by George Blanda mid-way through second quarter and added clincher, 35-yard touchdown pass by Blanda to Billy Cannon, late in third quarter. Chargers only scoring came on 12-yard field goal early in final period. Indication of evenness of ballgame is that both clubs had total net offense of 256 yards.

Score by Quarters	Q1	Q2	Q3	Q4	Total
Houston Oilers	0	3	7	0	10
San Diego Chargers	0	0	0	3	3

Tm	Qtr	Time	Play Description (PAT & Drive)	HOU	SD
HOU	2	8:06	Blanda 46-yard field goal (4-0)	3	0
HOU	3	11:39	Cannon 35 yd pass from Blanda (Blanda kick) (10-45)	10	0
SD	4	:39	Blair 12 yd field goal (7-33)	10	3

Attendance - 29,556

Team Statistics	HOU	SD	HOU	SD	
TOTAL FIRST DOWNS	18	15	INT RET. YARDS	60	7
Rushing	6	6	Interceptions	4	6
Passing	8	8	PUNTING AVERAGE	41.5	33.3
Penalty	4	1	Punts	4	6
NET YARDS RUSHING	96	79	Blocked	0	0
Attempts	33	20	PUNT RETURN YARDS	0	16
Yards Gained	113	100	Returns	0	1
Yards Lost	17	21	KICKOFF RETURN YDS	0	50
NET YARDS PASSING	160	177	Returns	0	2
Attempts	41	32	PENALTY YARDS	68	106
Completions	18	17	Penalties	5	10
Interceptions	6	4	FUMBLES/LOST	5/1	2/2
TOTAL OFFENSE	256	256			
Total Plays	74	58			

### HOUSTON

Rushing	No	Yds	Avg	Lg	TD	Rushing	No	Yds	Avg	Lg	TD
Cannon	15	48	3.2	22	0	Roberson	8	37	4.6	23	0
Tolar	16	52	3.3	20	0	Lowe	5	30	6.0	12	0
Blanda	2	-4	-0.2	1	0	Kemp	4	5	1.3	17	0
						Lincoln	3	7	2.3	4	0

Passing	A	C	Yds	S-L	TD	Lg	INT	Rt	Passing	A	C	Yds	S-L	TD	Lg	INT	Rt
Blanda	40	18	160	0-0	1	35	5	25.0	Lincoln	3	7	2.3	4	0	0	0	
Groman	1	0	0	0-0	0	0	1	0.0	Kemp	32	17	226	6-48	0	40	4	36.2

Receiving	No	Yds	Avg	Lg	TD	Receiving	No	Yds	Avg	Lg	TD
Cannon	5	53	10.6	35	1	Kocourek	7	123	17.6	40	0
Hennigan	5	43	8.6	14	0	Norton	3	48	16.0	28	0
Groman	3	32	16.0	19	0	Flowers	2	17	8.5	9	0
Dewveall	2	10	5.0	11	0	Roberson	1	11	11.0	11	0
McLeod	1	20	20.0	20	0	Lowe	1	10	10.0	10	0
Tolar	2	2	1.0	8	0	Scarpitto	1	9	9.0	9	0
						Hayes	1	5	5.0	5	0
						Lincoln	1	3	3.0	3	0

INT	No	Yds	Avg	Lg	TD	INT	No	Yds	Avg	Lg	TD
Cline	1	7	7.0	7	0	Lincoln	1	3	3.0	3	0
Glick	1	0	0.0	0	0						
Johnston	1	0	0.0	0	0	Whitehead	2	45	22.5	41	0
Spence	1	0	0.0	0	0	McNeil	2	15	7.5	15	0
						Zeman	2	0	0.0	0	0

Punting	No	Yds	Avg	FB	I20	Lg	Punting	No	Yds	Avg	FB	I20	Lg
Norton	4	166	41.5	0	2	53	Maguire	6	199	33.2	1	1	52

Punt Ret	No	Yds	Avg	FC	Lg	TD	Punt Ret	No	Yds	Avg	FC	Lg	TD
None							Lincoln	1	16	16.0	0	16	0
							Team	0	0	0.0	1	0	0

KO Ret	No	Yds	Avg	Lg	TD	KO Ret	No	Yds	Avg	Lg	TD
None						Lowe	1	27	27.0	27	0
						Roberson	1	23	23.0	23	0

### 1963 AFL CHAMPIONSHIP GAME

#### SAN DIEGO CHARGERS 51, BOSTON PATRIOTS 10

SUNDAY, JAN. 5, 1964 - BALBOA STADIUM (SAN DIEGO, CALIF.)



Before 30,127 in Balboa Stadium and 30 million more on national television, Keith Lincoln ran, caught and passed like no other athlete ever has in professional title match as Californians crumbled Boston Patriots, 51-10. Chargers' offense produced 610 yards. Lincoln accounted for 349 of them in virtuoso performance that included touchdown sprint of 67 yards, touchdown reception of 25 yards, 206 yards gained rushing, 123 gained pass receiving and 20 gained passing. Lincoln's heroics were mightily abated by others on San Diego team that played with brilliance. It was powerhouse show by team that had failed in two previous tries to win AFL title. But Patriots, with league's proudest defensive outfit, were no match for San Diegans. Splendidly prepared by Sid Gilman to combat Boston's almost constantly rushing linebackers, Chargers scored on their fourth scrimmage play, as well as their sixth and 10th. Patriots' ground attack suffered after fullback Larry Garron incurred head injury midway through second period. Garron later returned to game but remained in it only briefly.

Score by Quarters	Q1	Q2	Q3	Q4	Total
Boston Patriots	7	3	0	0	10
San Diego Chargers	21	10	7	13	51

TD	Qtr	Time	Play Description (PAT & Drive)	BOS	SD
SD	1	13:31	Rote 2 yd run (Blair kick) (4-72)	0	7
SD	1	10:48	Lincoln 67 yd run (Blair kick) (2-67)	0	14
BOS	1	7:01	Garron 7 yd run (Cappelletti kick) (7-66)	7	14
SD	1	4:44	Lowe 58 yd run (Blair kick) (4-73)	7	21
SD	2	7:05	Blair 11 yd field goal (7-74)	7	24
BOS	2	2:41	Cappelletti 15 yd field goal (11-69)	10	24
SD	2	-:48	Norton 14 yd pass from Rote (Blair kick) (8-57)	10	31
SD	3	9:14	Alworth 48 yd pass from Rote (Blair kick) (6-80)	10	38
SD	4	6:47	Lincoln 25 yd pass from Hadl (pass failed) (6-45)	10	44
SD	4	1:19	Hadl 1 yd run (Blair kick) [11-80]	10	51

Attendance — 30,127

Team Statistics	BOS	SD	BOS	SD	
TOTAL FIRST DOWNS	14	21	INT RET. YARDS	0	15
Rushing	6	11	Interceptions	0	2
Passing	8	9	PUNTING AVERAGE	47	44
Penalty	0	1	Punts	7	2
NET YARDS RUSHING	75	318	Blocked	0	0
Attempts	16	32	PUNT RETURN YARDS	0	0
Yards Gained	77	328	Returns	0	0
Yards Lost	2	10	KICKOFF RETURN YDS	122	70
NET YARDS PASSING	186	292	Returns	9	3
Attempts	37	26	PENALTY YARDS	18	30
Completions	17	17	Penalties	1	6
Interceptions	2	0	FUMBLES/LOST	1-0	1-1
TOTAL OFFENSE	263	610			
Total Plays	59	60			

BOSTON					SAN DIEGO						
Rushing	No	Yds	Avg	Lg	TD	Rushing	No	Yds	Avg	Lg	TD
Crump	7	18	2.6	6	0	Lincoln	13	206	15.8	67	1
Garron	3	15	5.0	7	1	Lowe	12	94	7.8	58	1
Lott	3	15	5.0	6	0	Rote	4	15	3.8	10	1
Yewcic	1	14	14.0	14	0	McDougall	1	2	2.0	2	0
Parilli	1	10	10.0	10	0	Hadl	1	1	1.0	1	1
Burton	7	3	3.0	3	0	Jackson	1	0	0.0	0	0

Passing	A	C	Yds	S-L	TD	Lg	INT	Rt	Passing	A	C	Yds	S-L	TD	Lg	INT	Rt
Parilli	29	14	189	5-36	0	45	1	55.1	Rote	15	10	173	2-13	2	48	0	145.3
Yewcic	8	3	39	0-0	0	23	1	14.1	Hadl	10	6	112	0-0	1	38	0	132.1
									Lincoln	1	1	20	0-0	0	20	0	118.8

Receiving	No	Yds	Avg	Lg	TD	Receiving	No	Yds	Avg	Lg	TD
Cappelletti	2	72	0	49	0	Lincoln	7	123	1	32	1
Garron	2	6	0	5	0	Lincoln	7	123	1	32	1
Burton	4	12	0	8	0	Alworth	4	77	1	48	1
Crump	2	28	0	28	0	Kocourek	1	5	0	5	0
Coleclough	3	26	0	10	0	Norton	2	44	1	30	1
Graham	2	68	0	45	0	MacKinnon	2	53	0	33	0
Lott	2	16	0	11	0	McDougall	1	4	0	4	0

INT	No	Yds	Avg	Lg	TD	INT	No	Yds	Avg	Lg	TD
None						Maguire	1	10	10.0	10	0
						Mittinger	1	5	5.0	5	0

### 1964 AFL CHAMPIONSHIP GAME

#### BUFFALO BILLS 20, SAN DIEGO CHARGERS 7

SUNDAY, DEC. 26, 1964 - WAR MEMORIAL STADIUM (BUFFALO, N.Y.)



Lou Saban sent his Buffalo Bills out for post-Christmas gift after three lean years and one near miss in American Football League. Bills found what they were looking for and wrapped up defending champion San Diego Chargers, 20-7, for AFL Championship before 40,242 howling hometown fans. Chargers started out as if they meant to repeat their 51-10 conquest of Boston Patriots in 1963 title game. They boomed from their own 20 in four plays with payoff 26-yard strike from retiring quarterback Tobin Rote to tight end Dave Kocourek. Keith Lincoln's PAT at 2:16 of first period was last time San Diego got on scoreboard. Disaster soon struck visitors when Lincoln was forced out of action with broken rib on "the tackle heard around world" by Buffalo linebacker Mike Stratton. Coupled with absence of Lance Alworth, injury to Lincoln left Chargers offense impotent. Buffalo forced to 13-7 half-time lead on field goals from 12 and 17 yards by rookie ace Pete Gogolak and four-yard touchdown run by halfback Wray Carlton. Bills tallied again in final quarter on sneak by quarterback Jack Kemp.

Score by Quarters	Q1	Q2	Q3	Q4	Total
San Diego Chargers	7	0	0	0	7
Buffalo Bills	3	10	0	7	20

TD	Qtr	Time	Play Description (PAT & Drive)	SD	BUF
SD	1	11:49	Kocourek 26 yd pass from Rote (Lincoln kick) (4-80)	7	0
BUF	1	4:20	Gogolak 12 yd field goal (8-61)	7	3
BUF	2	7:11	Carlton 4 yd run (Gogolak kick) (8-56)	7	10
BUF	2	2:28	Gogolak 17 yd field goal (7-51)	7	13
BUF	4	9:12	Kemp 1 yd run (Gogolak kick) (3-52)	7	20

Attendance — 40,242

Team Statistics	SD	BUF	SD	BUF	
TOTAL FIRST DOWNS	15	21	INT RET. YARDS	0	8
Rushing	7	12	Interceptions	0	3
Passing	7	8	PUNTING AVERAGE	36.4	46.8
Penalty	1	1	Punts	5	5
NET YARDS RUSHING	124	219	PUNT RETURN YARDS	58	6
NET YARDS PASSING	135	168	Returns	2	1
Attempts	36	20	KICKOFF RETURN YDS	175	71
Completions	13	10	Returns	4	2
Interceptions	3	0	PENALTY YARDS	20	45
TOTAL OFFENSE	259	387	Penalties	3	3
			FUMBLES/LOST	1/0	0/0

SAN DIEGO					BUFFALO									
Rushing	No	Yds	Avg	Lg	TD	Rushing	No	Yds	Avg	Lg	TD			
Lowe	7	34	4.9	16	0	Gilchrist	16	122	7.6	39	0			
Kinderman	4	14	3.5	7	0	Carlton	18	70	3.9	13	1			
Lincoln	3	47	15.7	38	0	Kemp	5	16	3.2	12	1			
MacKinnon	1	17	17.0	17	0	Dubention	1	9	9.0	9	0			
Hadl	1	13	13.0	13	0	Lamonica	1	2	2.0	2	0			
Rote	1	6	6.0	6	0									
Norton	1	-7	-7.0	-7	0	Passing	A	C	Yds	S-L	TD	Lg	INT	Rt

Passing	A	C	Yds	S-L	TD	Lg	INT	Rt	Receiving	No	Yds	Avg	Lg	TD
Rote	26	10	118	1-14	1	22	2	33.8	Dubention	3	56	18.7	26	0
Hadl	10	3	31	0-0	0	26	1	0.4	Bass	2	70	35.0	50	0

Receiving	No	Yds	Avg	Lg	TD	Receiving	No	Yds	Avg	Lg	TD
Kinderman	4	52	13.0	22	0	Gilchrist	2	41	20.5	26	0
MacKinnon	3	12	4.0	7	0	Ross	1	-1	-1.0	-1	0
Kocourek	2	52	26.0	26	1						
Lowe	2	9	4.5	8	0	INT	No	Yds	Avg	Lg	TD
Norton	1	13	13.0	13	0	Warner	1	8	8.0	8	0
Lincoln	1	11	11.0	11	0	Stratton	1	0	0.0	0	0
						Byrd	1	0	0.0	0	0

INT	No	Yds	Avg	Lg	TD	INT	No	Yds	Avg	Lg	TD
None						Maguire	5	234	46.8	0	3

Punting	No	Yds	Avg	TB	I20	Lg	Punting	No	Yds	Avg	TB	I20	Lg
Hadl	5	183	36.6	0	1	43	Punt Ret	No	Yds	Avg	FC	Lg	TD
							Clarke	1	5	5.0	0	0	0
							Byrd	0	0	0.0	1	0	0
							Robinson	1	30	30.0	0	0	0
							Duncan	1	28	28.0	0	28	0
							KO Ret <th>No</th> <th>Yds</th> <th>Avg</th> <th>Lg</th> <th>TD</th>	No	Yds	Avg	Lg	TD	
							Rutkowski	1	27	27.0	27	0	
							Warner	1	17	17.0	17	0	



**1985 AFL CHAMPIONSHIP GAME**  
**BUFFALO BILLS 23, SAN DIEGO CHARGERS 0**  
**SUNDAY, DEC. 29, 1985 - BALBOA STADIUM (SAN DIEGO, CALIF.)**



It was same two teams that met in 1964 Championship game with scene shifting from East to West Coast. But there obviously was no hometown advantage for San Diego Chargers. Coach Lou Saban's Buffalo Bills found 59-degree weather much to their liking in San Diego's Balboa Stadium, rolling to 23-0 victory before 30,361 downhearted fans. San Diego's offensive unit was unable to generate any type of serious attack after first quarter and Jack Kemp-led Bills broke loose in second period. Kemp teamed with end Ernie Warlick for initial score, 18-yard pass play capping 60-yard run. Just 2:20 later, Bills struck again on 74-yard punt return by Butch Byrd and at half-time, Buffalo was ahead 14-0. In second half, Chargers were able to contain Buffalo's ground game and Kemp's passing, but couldn't stop talented toe of placekicker Pete Gogolak. His soccer-style kicks connected twice in third quarter from 11 and 39 yards and once more in final period from 32 yards.

Score by Quarters	Q1	Q2	Q3	Q4	Total
Buffalo Bills	0	14	6	3	23
San Diego Chargers	0	0	0	0	0

Tm	Qtr	Time	Play Description (PAT & Drive)	BUF	SD
BUF	2	4:59	Warlick 18 yd pass from Kemp (Gogolak kick) (6-60)	7	0
BUF	2	2:29	Byrd 74 yd punt return (Gogolak kick)	14	0
BUF	3	9:21	Gogolak 11 yd field goal (7-20)	17	0
BUF	3	:45	Gogolak 39 yd field goal (4--9)	20	0
BUF	4	11:45	Gogolak 32 yd field goal (5-5)	23	0

Attendance — 30,361

Team Statistics		BUF	SD	BUF		SD
TOTAL FIRST DOWNS		14	12	INT RET. YARDS	36	0
Rushing		4	5	Interceptions	2	1
Passing		9	7	NUMBER OF PUNTS	4	7
Penalty		1	0	Punt Yards	185	285
NET YARDS RUSHING		108	104	Blocked	0	0
Total Plays		36	27	PUNT RETURN YARDS	87	12
Yards Gained		112	127	Returns	3	1
Yards Lost		4	23	KICKOFF RETURN YDS	17	97
Average / Play		3.0	3.9	Returns	1	3
NET YARDS PASSING		152	119	PENALTY YARDS	21	41
Attempts		20	25	Penalties	2	3
Completions		9	12	FUMBLES/LOST	1/0	1/0
Interceptions		1	2			
TOTAL OFFENSE		260	223			
Total Plays		58	57			
Avg. / Play		4.5	3.9			

**BUFFALO**

Rushing	No	Yds	Avg	Lg	TD	Rushing	No	Yds	Avg	Lg	TD
Carlton	16	63	3.9	8	0	Lowe	12	57	4.8	47	0
Joe	16	35	2.2	11	0	Hadl	8	24	3.0	8	0
Stone	3	5	1.7	2	0	Lincoln	4	16	4.0	10	0
Smith	1	5	5.0	5	0	Foster	2	9	4.5	10	0
						Breaux	1	-2	-2.0	-2	0

**SAN DIEGO**

Passing	A	C	Yds	S-L	Td	Lg	In	Rt	Passing	A	C	Yds	S-L	Td	Lg	In	Rt
Kemp	19	8	155	1-5	1	49	1	66.8	Hadl	23	11	140	3-30	0	35	2	31.1
Lamonica	1	1	12	0	0	12	0	116.7	Breaux	2	1	24	2-15	0	24	0	93.8

Receiving	No	Yds	Avg	Lg	TD	Receiving	No	Yds	Avg	Lg	TD
Roberson	3	88	29.3	49	0	Alworth	4	82	20.5	25	0
Warlick	3	35	11.7	18	1	Lowe	3	3	1.0	2	0
Costa	2	32	16.0	22	0	Norton	1	35	35.0	35	0
Tracy	1	12	12.0	12	0	Farr	1	24	24.0	24	0
						MacKinnon	1	10	10.0	10	0
INT	No	Yds	Avg <td>Lg <td>TD</td> <td>INT</td> <td>No</td> <td>Yds <td>Avg <td>Lg <td>TD</td> </td></td></td></td>	Lg <td>TD</td> <td>INT</td> <td>No</td> <td>Yds <td>Avg <td>Lg <td>TD</td> </td></td></td>	TD	INT	No	Yds <td>Avg <td>Lg <td>TD</td> </td></td>	Avg <td>Lg <td>TD</td> </td>	Lg <td>TD</td>	TD
Byrd	1	24	24.0	24	0	Lincoln	1	7	7.0	7	0
Jacobs	1	12	12.0	12	0	Kocourek	1	3	3.0	3	0

Punting	No	Yds	Avg	TB	I20	Lg	INT	No	Yds	Avg	Lg	TD
Maguire	4	185	46.3	0	3	59	Warren	1	0	0.0	0	0

Punt Ret	No	Yds	Avg	FC	Lg	Punting	No	Yds	Avg	TB	I20	Lg	
Byrd	3	87	29.0	0	74t	1	Hadl	5	257	51.4	1	0	64
						1	Allison	2	28	14.0	0	0	19

KO Ret	No	Yds	Avg	Lg	TD	Punt Ret	No	Yds	Avg	FC	Lg	TD
Warner	1	17	17.0	17	0	Duncan	1	12	12.0	0	12	0
						Graham	0	0	0.0	1	0	0

KO Ret	No	Yds	Avg	Lg	TD
Duncan	2	62	31.0	49	0
Farr	1	35	35.0	35	0

**1979 AFC DIVISIONAL PLAYOFFS**  
**HOUSTON OILERS 17, SAN DIEGO CHARGERS 14**  
**SATURDAY, DEC. 29, 1979 - SAN DIEGO STADIUM (SAN DIEGO, CALIF.)**



The Chargers 1979 season, featuring one of best teams in franchise history, ended in disappointment as Bolts fell to Houston Oilers, 17-14, in Divisional Playoff game at San Diego Stadium. Chargers were rolling early and took 7-0 lead on Clarence Williams' one-yard touchdown on Bolts first offensive possession of game. But Houston scored 10 unanswered points in second quarter and led at half, 10-7. On opening drive of third quarter, San Diego reclaimed lead when Lydell Mitchell scored on eight-yard run for 14-10 lead. Houston came back later in quarter as Mike Renfro caught 47-yard touchdown pass from Gifford Nielsen and Oilers jumped back out to 17-14 lead. Chargers tried to fight back in fourth quarter, but two Dan Fouts interceptions proved costly and Houston upset Chargers and eliminated them from playoffs.

Score by Quarters	Q1	Q2	Q3	Q4	Total
Houston Oilers	0	10	7	0	17
San Diego Chargers	7	0	7	0	14

Tm	Qtr	Time	Play Description (PAT & Drive)	HOU	SD
SD	1	10:11	Williams 1 yd run (Wood kick) (11-81, 4:08)	0	7
HOU	2	10:58	Fritsch 26 yd field goal (5-20, 2:08)	3	7
HOU	2	14:41	Clark 1 yd run (Fritsch kick) (8-38, 2:40)	10	7
SD	3	1:52	Mitchell 8 yd run (Wood kick) (6-65, 1:44)	10	14
HOU	3	12:55	Renfro 47 yd pass from Nielsen (Fritsch kick) (3-46, 0:57)	17	14

Attendance — 51,192

Team Statistics		HOU	SD	HOU		SD
TOTAL FIRST DOWNS		15	25	PUNTS No. and Avg.	6-40.7	2-32.0
Rushing		9	6	Blocked	0	0
Passing		5	17	TOTAL RETURN YARDS	89	113
Penalty		1	2	Punt Returns	1-25	3-29
3RD DOWN EFF		816-50%	7-13-54%	Kickoff Returns	5-33	4-84
TOTAL NET YARDS		259	380	Interception Returns	3-51	1-0
Total Plays		59	68	PENALTIES No. and Yds	5-45	6-30
Average / Play		4.4	5.6	FUMBLES No. and Lost	0-0	0-0
NET YARDS RUSHING		148	63	TOUCHDOWNS	2	2
Total Plays		40	19	Rushing	1	2
Average / Play		3.7	3.3	Passing	1	0
NET YARDS PASSING		111	317	Returns	0	0
Sacked - Yards Lost		0-0	2-16	EXTRA POINTS	2-2	2-2
Gross Yards		111	333	FIELD GOALS	1-1	0-1
ATT-COMP-INT		19-10-1	47-25-5	FINAL SCORE	17	14
Avg. / Play		5.8	6.5	TIME OF POSS	30:06	29:54

**HOUSTON**

Rushing	No	Yds	Avg	Lg	TD	Rushing	No	Yds	Avg	Lg	TD			
Carpenter	18	67	3.7	11	0	Mitchell	8	33	4.1	8t	1			
Wilson	11	39	3.5	14	0	C. Williams	11	30	2.7	8	1			
Clark	9	30	3.3	11	1									
Nielsen	2	12	6.0	14	0	Passing	A	C	Yds	S-L	Td	Lg	In	Rt

**SAN DIEGO**

Passing	A	C	Yds	S-L	Td	Lg	In	Rt	Receiving	No	Yds	Avg	Lg	TD
Nielsen	19	10	111	0-0	1	47t	1	65.9	Joiner	4	81	20.3	30	0

Receiving	No	Yds	Avg	Lg	TD	Receiving	No	Yds	Avg	Lg	TD
Carpenter	4	23	5.8	7	0	Klein	5	41	8.2	16	0
T. Wilson	3	16	5.3	10	0	C. Williams	4	30	7.5	12	0
Renfro	1	47	47.0	47t	1	Mitchell	4	26	6.5	9	0
Coleman	1	13	13.0	13	0	Floyd	3	51	17.0	23	0
Barber	1	12	12.0	12	0	McCrary	1	34	34.0	34	0

INT	No	Yds	Avg	Lg	TD	INT	No	Yds	Avg	Lg	TD	
Perry	4	0	0.0	0	0	M. Williams	1	0	0.0	0	0	
Reinfeldt	0	8	--	8	0							
J.C. Wilson	1	3	3.0	3	0	Punting	No	Yds	Avg	TB	I20	Lg

Punting	No	Yds	Avg	TB	I20	Lg	Punt Ret	No	Yds	Avg	FC	Lg	TD
Parsley	6	248	40.7	0	2	50	Fuller	3	29	9.7	1	15	0

Punt Ret	No	Yds	Avg	FC	Lg	TD	KO Ret	No	Yds	Avg	Lg	TD
Ellender	1	25	25.0	1	25	0	Owens	3	60	20.0	27	0
							Bauer	1	24	24.0	24	0

KO Ret	No	Yds	Avg	Lg	TD
Hartwig	2	37	18.5	24	0
Ellender	1	16	16.0	16	0

COMMUNITY

FRONT OFFICE

VETERANS

DRAFT PICKS & FREE AGENTS

2022 IN REVIEW

POSTSEASON HISTORY

GENERAL INFORMATION

### 1980 AFC DIVISIONAL PLAYOFFS

#### SAN DIEGO CHARGERS 20, BUFFALO BILLS 14

SATURDAY, JAN. 3, 1981 - SAN DIEGO STADIUM (SAN DIEGO, CALIF.)



Quarterback Dan Fouts connected with Ron Smith on 50-yard touchdown pass with 2:08 remaining in fourth quarter for game-winning score. Fouts completed pass on 3rd-and-10 with Chargers trailing 14-13. With win Chargers advanced to American Football Conference Championship Game against Oakland. Fouts completed 22 of 37 passes for 314 yards and two touchdowns, 20th 300-yard game of his career. San Diego's defense held Buffalo to 97 yards rushing, 50-yard, game-winning touchdown catch was longest of Smith's career. Down 14-3 at half, momentum changed in third quarter with Chargers going 70 yards in four plays for touchdown on first series. Chuck Muncie ran for 18 yards, then Charlie Joiner caught 45-yard pass and two plays later, Joiner capped off drive with nine-yard scoring reception, making score 14-10. Down 14-13 after field goal, Chargers started their final drive at Buffalo 31-yard line with 3:59 to play. Passes to Mike Thomas and John Jefferson put ball at midfield, setting stage for Fouts' game-winner to Smith.

Score by Quarters	Q1	Q2	Q3	Q4	Total
Buffalo Bills	0	14	0	0	14
San Diego Chargers	3	0	7	10	20

Tm	Qtr	Time	Play Description (PAT & Drive)	BUF	SD
SD	1	11:16	Benirschke 22 yd field goal (12-69, 6:45)	0	3
BUF	2	:44	Leaks 1 yd run (Mike-Mayer kick) (12-72, 4:20)	7	3
BUF	2	14:44	Lewis 9 yd pass from Ferguson (Mike-Mayer kick) (4-33, 1:32)	14	3
SD	3	1:34	Joiner 9 yd pass from Fouts (Benirschke kick) (4-70, 1:25)	14	10
SD	4	:51	Benirschke 22 yd field goal (8-45, 4:13)	14	13
SD	4	12:52	Smith 50 yd pass from Fouts (Benirschke kick) (5-69, 1:51)	14	20

Attendance - 52,028

Team Statistics		BUF	SD	PUNTS No. and Avg.	BUF	SD
TOTAL FIRST DOWNS		17	21		6-44.5	4-27.8
Rushing		6	6	Blocked	0	1
Passing		9	14	TOTAL RETURN YARDS	97	126
Penalty		2	1	Punt Returns	2-13	3-29
3RD DOWN EFF	5-14-36%	2-11-18%		Kickoff Returns	5-84	3-50
TOTAL NET YARDS	244	397		Interception Returns	1-0	3-47
Total Plays	96	64		PENALTIES No. and Yds	5-40	6-66
Average / Play	3.7	6.2		FUMBLES No. and Lost	0-0	3-2
NET YARDS RUSHING	97	96		TOUCHDOWNS	2	2
Total Plays	33	25		Rushing	1	0
Average / Play	2.9	3.8		Passing	1	2
NET YARDS PASSING	147	301		Returns	0	0
Sacked - Yards Lost	3-33	2-13		EXTRA POINTS	2-2	2-2
Gross Yards	180	314		FIELD GOALS	0-2	2-3
ATT-COMP-INT	30-15-3	37-22-1		FINAL SCORE	14	20
Avg. / Play	4.5	7.7		TIME OF POSS	33:14	26:46

BUFFALO							SAN DIEGO						
Rushing	No	Yds	Avg	Lg	TD		Rushing	No	Yds	Avg	Lg	TD	
Cribbs	18	53	2.9	9	0		Muncie	18	80	4.4	18	0	
Manucci	2	21	10.5	15	0		Thomas	5	22	4.4	8	0	
Brown	9	17	1.9	5	0		Fouts	2	-6	-3.0	-3	0	
Leaks	4	6	1.5	2	1								

Passing							Receiving							
Ferguson	A	C	Yds	S-L	TD	Lg	Int	Rt	Jefferson	No	Yds	Avg	Lg	TD
Ferguson	24	15	180	3-33	1	19	3	59.7	Jefferson	7	102	14.6	24	0
Manucci	1	0	0-0	0	0	0	0	39.6	Muncie	6	53	8.8	16	0
									Joiner	4	83	20.8	45	1
									McCrary	2	19	9.5	11	0
									Smith	1	50	50.0	50	1
									Winslow	1	5	5.0	5	0
									Thomas	1	2	2.0	2	0

Punting							INT						
Cater	No	Yds	Avg	TB	I20	Lg	Edwards	No	Yds	Avg	Lg	TD	
Cater	6	267	44.5	2	0	55	Edwards	2	27	13.5	15	0	
							Fuller	1	20	20.0	20	0	

Punt Ret							KO Ret						
Hooks	No	Yds	Avg	FC	Lg	TD	Fuller	No	Yds	Avg	FC	Lg	TD
Hooks	2	13	6.5	0	7	0	Fuller	3	29	9.7	1	11	0

KO Ret							Punting						
Solomon	No	Yds	Avg	Lg	TD		Guy	No	Yds	Avg	TB	I20	Lg
Solomon	5	84	16.8	26	0		Guy	4	224	56.0	1	0	71
							Partridge	2	81	40.5	0	0	41

### 1980 AFC CHAMPIONSHIP GAME

#### OAKLAND RAIDERS 34, SAN DIEGO CHARGERS 27

SUNDAY, JAN. 11, 1981 - JACK MURPHY STADIUM (SAN DIEGO, CALIF.)



Oakland took 28-7 lead in first half and then held off late San Diego bid to beat Chargers for American Football Conference championship. On third play from scrimmage, Raiders quarterback Jim Plunkett had pass bounce off hands of his intended receiver Kenny King and into grasp of Raymond Chester, who took pass in for 65-yard score. San Diego's initial drive was halted when John Jefferson slipped on wet turf and Dan Fouts' pass zipped into hands of defender Lester Hayes. Chargers tied score minutes later on 48-yard pass from Fouts to Charlie Joiner but Oakland retaliated with 76-yard scoring drive, aided by Plunkett pass to Cliff Branch for 48 yards and pass interference penalty. By end of first quarter, Oakland led 21-7, and two quarterbacks had combined for 314 yards passing. Oakland later scored on three-yard run by Mark Van Eeghen, making score 28-7. San Diego scored near end of first half on eight-yard pass from Fouts to Joiner. In third quarter, Rolf Benirschke kicked field goal and Chuck Muncie scored from six yards to narrow Raiders' lead to 28-24. Oakland then marched 68 and 37 yards to set up two Chris Bahr field goals while running 10-38 off clock. Trailing 34-24 Chargers drove for field goal from Benirschke that left them one touchdown behind with 6:52 to play, but Oakland controlled ball for final 6:52 and held on for victory.

Score by Quarters	Q1	Q2	Q3	Q4	Total
Oakland Raiders	21	7	3	3	34
San Diego Chargers	7	7	10	3	27

Tm	Qtr	Time	Play Description (PAT & Drive)	OAK	SD
OAK	1	1:35	Chester 65 yd pass from Plunkett (Bahr kick) (3-71, 0:26)	0	7
SD	1	7:04	Joiner 48 yd pass from Fouts (Benirschke kick) (3-52, 1:21)	7	7
OAK	1	11:14	Plunkett 5 yd run (Bahr kick) (7-76, 4:02)	14	7
OAK	1	13:25	King 21 yd pass from Plunkett (Bahr kick) (4-49, 1:33)	21	7
OAK	2	8:34	Van Eeghen 3 yd run (Bahr kick) (7-29, 3:31)	28	7
SD	2	13:55	Joiner 8 yd pass from Fouts (Benirschke kick) (13-64, 5:00)	28	14
SD	3	4:54	Benirschke 26 yd field goal (12-68, 4:26)	28	17
SD	3	8:47	Muncie 6 yd run (Benirschke kick) (6-41, 2:29)	28	24
OAK	3	14:11	Bahr 27 yd field goal (9-68, 5:15)	31	24
OAK	4	5:14	Bahr 33 yd field goal (10-37, 5:14)	34	24
SD	4	8:08	Benirschke 27 yd field goal (12-72, 2:48)	34	27

Attendance - 52,428

Team Statistics		OAK	SD	PUNTS No. and Avg.	OAK	SD
TOTAL FIRST DOWNS		21	26		4-56.0	2-40.5
Rushing		8	6	Blocked	0	0
Passing		12	17	TOTAL RETURN YARDS	164	140
Penalty		1	3	Punt Returns	2-20	2-21
3RD DOWN EFF	9-16-56%	8-13-62%		Kickoff Returns	6-103	6-99
TOTAL NET YARDS	362	434		Interception Returns	2-41	0-0
Total Plays	66	71		PENALTIES No. and Yds	7-54	6-45
Average / Play	5.5	6.1		FUMBLES No. and Lost	0-0	5-1
NET YARDS RUSHING	138	83		TOUCHDOWNS	4	3
Total Plays	42	23		Rushing	2	1
Average / Play	3.3	3.6		Passing	2	2
NET YARDS PASSING	224	351		Returns	0	0
Sacked - Yards Lost	6-37	2-13		EXTRA POINTS	4-4	3-3
Gross Yards	261	364		FIELD GOALS	2-2	2-2
ATT-COMP-INT	18-14-0	46-23-2		FINAL SCORE	34	27
Avg. / Play	9.3	7.3		TIME OF POSS	35:03	24:57

OAKLAND							SAN DIEGO						
Rushing	No	Yds	Avg	Lg	TD		Rushing	No	Yds	Avg	Lg	TD	
Van Eeghen	20	85	4.3	10	0		Thomas	12	46	4.0	9	0	
King	11	35	3.2	8	0		Muncie	9	34	3.8	16	1	
Jensen	2	7	3.5	4	0		Fouts	1	2	2.0	2	0	
Plunkett	4	6	1.5	5	1		Smith	1	-1	-1.0	-1	0	
Whittington	5	5	1.0	2	0								

Passing							Receiving							
Plunkett	A	C	Yds	S-L	TD	Lg	Int	Rt	Joiner	No	Yds	Avg	Lg	TD
Plunkett	18	14	261	6-37	2	65	0	155.8	Joiner	6	130	21.7	48	2
									Thomas	5	40	8.0	24	0
									Thomas	1	71	71.8	28	0
									Smith	3	76	25.3	55	0
									Winslow	3	42	14.0	21	0
									Muncie	2	5	2.5	3	0

Punting							INT						
Guy	No	Yds	Avg	TB	I20	Lg	Owens	No	Yds	Avg	Lg	TD	
Guy	4	224	56.0	1	0	71	Owens	1	25	25.0	25	0	
							Hayes	1	16	16.0	16	0	

Punt Ret							KO Ret						
Matthews	No	Yds	Avg	FC	Lg	TD	Moody	No	Yds	Avg	Lg	TD	
Matthews	2	20	10.0	0	14	0	Moody	2	36	18.0	21	0	

**1981 AFC DIVISIONAL PLAYOFFS**  
**SAN DIEGO CHARGERS 41, MIAMI DOLPHINS 38 (OT)**  
**SATURDAY, JAN. 2, 1982 - ORANGE BOWL (MIAMI, FLA.)**



The Chargers traveled to Miami's Orange Bowl to face AFC East Division champion Miami and won epic struggle, 41-38, on 29-yard Rolf Benirschke field goal at 13:52 mark of first overtime period. San Diego jumped out to early 24-0 lead, only to have Dolphins close gap under direction of substitute quarterback Don Strock. Score was 24-17 at halftime and in second half Dolphins knotted score at 24 and again at 31 before assuming their first lead, 38-31, on 12-yard run by Tony Nathan. But late in fourth quarter after Dolphin turnover, Dan Fouts threw eight-yard TD pass to James Brooks with 58 seconds left in regulation to tie game, 38-38. With four seconds left Dolphins had chance to win but Miami's 43-yard field goal try was blocked by Kellen Winslow, sending game into overtime. In OT Benirschke missed 27-yard attempt and Uwe Von Schamann had another attempt blocked, this time by Leroy Jones. Ultimately, Chargers' game-winning drive was highlighted by receptions of 20 and 29 yards by Wes Chandler and Charlie Joiner, respectively. Fouts set division playoff passing records for completions, attempts and yards, as did Winslow with 13 catches. Chandler had 56-yard punt return for touchdown for Chargers, first-ever punt return for touchdown in AFC divisional playoff game. Chargers broke total 15 divisional playoff team records and tied two others.

Score by Quarters	Q1	Q2	Q3	Q4	OT	Total
San Diego Chargers	24	0	7	7	3	41
Miami Dolphins	0	17	14	7	0	38

Tm	Qtr	Time	Play Description (PAT & Drive)	SD	MIA
SD	1	5:11	Benirschke 32 yd field goal (9-64, 5:11)	3	0
SD	1	7:36	Chandler 56 yd punt return (Benirschke kick) 10	0	0
SD	1	11:02	Muncie 1 yd run (Benirschke kick) (7-29, 3:16)	17	0
SD	1	13:29	Brooks 8 yd pass from Fouts (Benirschke kick) (3:11, 0:48)	24	0
MIA	2	6:29	Von Schamann 34 yd field goal (10-63, 3:34)	24	3
MIA	2	12:15	Rose 1 yd pass from Strock (Von Schamann kick) (7-39, 3:59)	24	10
MIA	2	15:00	Nathan 25 yd run off lateral from Harris after 15 yd pass from Strock (Von Schamann kick) (4-63, 0:30)	24	17
MIA	3	4:10	Rose 15 yd pass from Strock (Von Schamann kick) (8-74, 4:10)	24	24
SD	3	10:45	Winslow 25 yd pass from Fouts (Benirschke kick) (6-60, 2:24)	31	24
MIA	3	13:32	Hardy 50 yd pass from Strock (Von Schamann kick) (6-83, 2:47)	31	31
MIA	4	:07	Nathan 12 yd run (Von Schamann kick) (2-15, 0:54)	31	38
SD	4	14:02	Brooks 9 yd pass from Fouts (Benirschke kick) (10-82, 3:41)	38	38
SD	OT	13:52	Benirschke 29 yd field goal (6-74, 2:25)	41	38

Attendance - 73,735

Team Statistics	SD	MIA	SD	MIA	
TOTAL FIRST DOWNS	33	25	PUNTS No. and Avg.	4-40.3	5-42.0
Rushing	10	3	Blocked	0	0
Passing	21	21	TOTAL RETURN YARDS	189	140
Penalty	2	1	Punt Returns	2-64	1-12
3RD DOWN EFF	815-53%	816-50%	Kickoff Returns	6-90	6-98
TOTAL NET YARDS	564	466	Interception Returns	2-35	1-30
Total Plays	65	78	PENALTIES No. and Yds	9-45	7-44
Average / Play	6.6	6.0	FUMBLES No. and Lost	3-3	2-1
NET YARDS RUSHING	149	78	TOUCHDOWNS	5	5
Total Plays	29	28	Rushing	1	1
Average / Play	5.1	2.8	Passing	3	4
NET YARDS PASSING	415	388	Returns	1	0
Sacked - Yards Lost	2-18	3-29	EXTRA POINTS	5-5	1-3
Gross Yards	433	417	FIELD GOALS	2-4	5-5
ATT-COMP-INT	54-33-1	41-30-2	FINAL SCORE	41	38
Avg. / Play	7.4	7.8	TIME OF POSSE	37:44	36:08

SAN DIEGO						MIAMI							
Rushing	No	Yds	Avg	Lg	TD	Rushing	No	Yds	Avg	Lg	TD		
Muncie	24	120	5.0	18	1	Nathan	14	48	3.4	12t	1		
Brooks	3	19	6.3	14	0	Franklin	9	6	0.7	3	0		
Fouts	2	10	5.0	8	0	Woodley	1	10	10.0	10	0		
						Hill	3	8	2.7	4	0		
Passing	A	C	Yds	S-L	TD	Lg	INT	Vigorito	1	6	6.0	6	
Fouts	53	33	433	2-18	3	47	1	99.0					
Muncie	1	0	0-0	0	0	0	0	0.39%					
Receiving	No	Yds	Avg	Lg	TD	Receiving	No	Yds	Avg	Lg	TD		
Winslow	13	166	12.8	31	1	Nathan	8	108	13.5	27	1		
Joiner	7	108	15.4	39	0	Harris	6	106	17.7	30	0		
Chandler	6	106	17.7	47	0	Hardy	5	89	17.8	50t	1		
Brooks	4	31	7.8	9t	2	Rose	4	37	9.3	15t	2		
Muncie	2	5	2.5	8	0	Cefalo	3	62	20.7	23	0		
Scales	1	17	17.0	17	0	Vigorito	2	12	6.0	8	0		
INT	No	Yds	Avg	Lg	TD	Hill	2	3	1.5	2	0		
Edwards	1	35	35.0	35	0	Blackwood	1	8	8.0	8	0		
Buchanan	1	0	0.0	0	0	Small	0	22	--	22	0		
Punting	No	Yds	Avg	TB	I20	Lg	Punting	No	Yds	Avg	TB	I20	Lg
Roberts	4	161	40.3	3	0	47	Orosz	5	210	42.0	1	0	45
Punt Ret	No	Yds	Avg	FC	Lg	TD	Punt Ret	No	Yds	Avg	FC	Lg	TD
Chandler	1	56	56.0	0	56t	1	Vigorito	1	12	12.0	0	12	0
KO Ret	No	Yds	Avg	Lg	TD	Punt Ret	No	Yds	Avg	FC	Lg	TD	
Brooks	5	75	15.0	33	0	Vigorito	1	12	12.0	0	12	0	
Beaudoin	1	15	15.0	15	0	KO Ret	No	Yds	Avg	Lg	TD		
						Vigorito	4	67	16.8	21	0		
						Walker	1	18	18.0	18	0		
						Hill	1	13	13.0	13	0		

**1981 AFC CHAMPIONSHIP GAME**  
**CINCINNATI BENGALS 27, SAN DIEGO CHARGERS 7**  
**SUNDAY, JAN. 10, 1982 - RIVERFRONT STADIUM (CINCINNATI, OHIO)**



The Chargers lost to Cincinnati in AFC Championship game on coldest day in NFL history. Temperature in Cincinnati dipped to nine-degrees-below-zero with wind chill factor measuring 59-below zero. Cincinnati won coin toss and elected to kick off, forcing San Diego to go into wind in first quarter. Bengals moved ahead 10-0 before teams switched directions in second period and Chargers scored on their first possession on 33-yard screen pass from Dan Fouts to Kellen Winslow and Cincinnati led 17-7 at halftime. Chargers were statistical leaders in San Diego, but three turnovers inside Bengals' 33-yard line proved costly. San Diego turned ball over to start third quarter leading to another Cincinnati score, and three-yard touchdown pass from Ken Anderson to Don Bass culminated 8:08 drive in final period to clinch Bengals victory. Wes Chandler led all receivers with six catches for 79 yards and Chuck Muncie led all rushers with 23 carries and 94 yards.

Score by Quarters	Q1	Q2	Q3	Q4	Total
San Diego Chargers	0	7	0	0	7
Cincinnati Bengals	10	7	3	7	27

Tm	Qtr	Time	Play Description (PAT & Drive)	SD	CIN
CIN	1	6:55	Breech 31 yd field goal (10-51, 6:12)	0	3
CIN	1	7:54	Harris 8 yd pass from Anderson (Breech kick) (2-12, 0:55)	0	10
SD	2	1:26	Winslow 33 yd pass from Fouts (Benirschke kick) (6-55, 2:58)	7	10
CIN	2	5:03	Johnson 1 yd run (Breech kick) (7-55, 3:21)	7	17
CIN	3	7:13	Breech 38 yd field goal (8-39, 4:52)	7	20
CIN	4	8:08	Bass 3 yd pass from Anderson (Breech kick) (14-68, 7:04)	7	27

Attendance - 46,302

Team Statistics	SD	CIN	SD	CIN	
TOTAL FIRST DOWNS	18	19	PUNTS No. and Avg.	2-29.5	3-30.6
Rushing	11	8	Blocked	0	0
Passing	7	11	TOTAL RETURN YARDS	139	64
Penalty	0	0	Punt Returns	1-7	0-0
3RD DOWN EFF	5-12-42%	5-11-46%	Kickoff Returns	7-132	1-40
TOTAL NET YARDS	301	318	Interception Returns	0-0	2-24
Total Plays	61	59	PENALTIES No. and Yds	2-15	3-25
Average / Play	4.9	5.4	FUMBLES No. and Lost	4-2	3-1
NET YARDS RUSHING	128	143	TOUCHDOWNS	1	3
Total Plays	31	36	Rushing	0	1
Average / Play	4.1	3.9	Passing	1	2
NET YARDS PASSING	173	175	Returns	0	0
Sacked - Yards Lost	2-12	0-0	EXTRA POINTS	1-1	3-3
Gross Yards	185	175	FIELD GOALS	0-2	2-2
ATT-COMP-INT	28-15-2	23-15-0	FINAL SCORE	7	27
Avg. / Play	5.8	7.6	TIME OF POSSE	29:42	30:18

SAN DIEGO						CINCINNATI									
Rushing	No	Yds	Avg	Lg	TD	Rushing	No	Yds	Avg	Lg	TD				
Muncie	23	94	4.1	11	0	Johnson	21	80	3.8	11	1				
Brooks	6	23	3.8	9	0	Anderson	5	29	7.8	13	0				
Fouts	1	6	6.0	6	0	Alexander	9	22	2.4	4	0				
Cappelletti	1	5	5.0	5	0	Collinsworth	1	2	2.0	2	0				
Passing	A	C	Yds	S-L	TD	Lg	INT	Passing	A	C	Yds	S-L	TD	Lg	INT
Fouts	28	15	185	2-12	13	47	2	56.4	Anderson	22	14	161	0-2	19	0
									Thompson	1	14	0-0	0	14	0
Receiving	No	Yds	Avg	Lg	TD	Receiving	No	Yds	Avg	Lg	TD				
Chandler	6	79	13.2	25	0	Ross	5	69	13.8	19	0				
Winslow	3	47	15.7	33t	1	McNally	3	25	8.3	16	0				
Joiner	3	41	13.7	21	0	Alexander	3	25	8.3	16	0				
Brooks	2	5	2.5	4	0	Collinsworth	2	28	14.0	16	0				
Sievers	1	13	13.0	13	0	Curtis	2	28	14.0	15	0				
						Johnson	1	14	14.0	14	0				
INT	No	Yds	Avg	Lg	TD	Harris	1	8	8.0	8t	1				
None						Bass	1	3	3.0	3t	1				
Punting	No	Yds	Avg	TB	I20	Lg	INT	Punting	No	Yds	Avg	TB	I20	Lg	
Roberts	2	59	29.5	0	0	32	0	Kemp	1	24	24.0	24	0		
								Breedon	1	0	0.0	0	0		
Punt Ret	No	Yds	Avg	FC	Lg	TD	Punt Ret	No	Yds	Avg	FC	Lg	TD		
Chandler	1	7	7.0	0	7	0	McNally	3	92	30.6	0	0	35		
KO Ret	No	Yds	Avg	Lg	TD	Punt Ret	No	Yds	Avg	FC	Lg	TD			
Brooks	4	87	21.8	36	0	None									
Beaudoin	2	38	19.0	19	0	KO Ret	No	Yds	Avg	Lg	TD				
Shaw	1	7	7.0	7	0	Verser	1	40	40.0	40	0				

COMMUNITY  
FRONT OFFICE  
VETERANS  
DRAFT PICKS & FREE AGENTS  
2022 IN REVIEW  
POSTSEASON HISTORY  
GENERAL INFORMATION

### 1982 AFC FIRST ROUND PLAYOFFS

#### SAN DIEGO CHARGERS 31, PITTSBURGH STEELERS 28

SUNDAY, JAN. 9, 1983 - THREE RIVERS STADIUM (PITTSBURGH, PA.)



The Chargers, fifth-seeded AFC team in Super Bowl Tournament, played opening round of playoffs on road for first time, facing AFC's fourth-seeded team, Pittsburgh. After falling behind 14-3 in first quarter, Chargers took 17-14 lead at halftime on 18-yard James Brooks touchdown run and 10-yard scoring pass from Dan Fouts to Eric Sievers. With 14:10 remaining in game, Fouts threw eight-yard touchdown strike on fourth down to Kellen Winslow to move San Diego within four points at 28-24. And with 3:59 left to play, San Diego mounted its game-winning drive and Fouts hit Winslow on screen pass that he carried 12 yards for touchdown and victory. Workhorse of Chargers' offense was Chuck Muncie, who gained 126 yards on 25 attempts. It was Muncie's third-straight 100 yard performance and second-straight against league's number one rated run defense. Fouts threw for 333 yards against Steelers, his fifth career 300-yard effort in playoffs.

Score by Quarters	Q1	Q2	Q3	Q4	Total
San Diego Chargers	3	14	0	14	31
Pittsburgh Steelers	14	0	7	7	28

Tm	Qtr	Time	Play Description (PAT & Drive)	SD	PIT
PIT	1	:12	Ruff receivers Brooks fumble of kickoff in end zone (Anderson kick)	0	7
SD	1	4:50	Berenschke 25 yd field goal (11-91, 4:21)	3	7
PIT	1	10:06	Bradshaw 1 yd run (Anderson kick) (9-71, 5:06)	3	14
SD	2	:06	Brooks 18 yd run (Benirschke kick) (11-80, 4:53)	10	14
SD	2	14:32	Sievers 10 yd pass from Fouts (Benirschke kick) (7-64, 1:18)	17	14
PIT	3	4:48	Cunningham 2 yd pass from Bradshaw (Anderson kick) (8-74, 4:40)	17	21
PIT	4	:50	Stallworth 3 yd pass from Bradshaw (Anderson kick) (10-86, 6:37)	17	28
SD	4	6:18	Winslow 8 yd pass from Fouts (Benirschke kick) (5-29, 2:19)	24	28
SD	4	14:00	Winslow 2 yd pass from Fouts (Benirschke kick) (8-64, 2:59)	31	28
Attendance -- 53,546					

Team Statistics		SD	PIT	PUNTS No. and Avg.		SD	PIT
TOTAL FIRST DOWNS		29	26	1-48.0	2-32.5		
Rushing		6	6	Blocked	0	0	0
Passing		19	19	TOTAL RETURN YARDS	79	102	
Penalty		4	1	Punt Returns	0-0	1-12	
3RD DOWN EFF		9-14-64%	6-12-50%	Kickoff Returns	3-36	5-90	
TOTAL NET YARDS		479	422	Interception Returns	2-43	0-0	
Total Plays		71	62	PENALTIES No. and Yds	6-51	6-54	
Average / Play		6.7	6.8	FUMBLES No. and Lost	3-2	1-0	
NET YARDS RUSHING		146	97	TOUCHDOWNS	4	4	
Total Plays		29	23	Rushing	1	1	
Average / Play		5.0	4.2	Passing	3	2	
NET YARDS PASSING		333	325	Returns	0	1	
Sacked - Yards Lost		0-0	0-0	EXTRA POINTS	4-4	4-4	
Gross Yards		333	325	FIELD GOALS	1-1	0-0	
ATT-COMP-INT		42-21-0	39-28-2	FINAL SCORE	31	28	
Avg. / Play		7.9	8.3	TIME OF POSS	30:23	29:37	

SAN DIEGO								PITTSBURGH											
Rushing	No	Yds	Avg	Lg	TD	Rushing	No	Yds	Avg	Lg	TD	Rushing	No	Yds	Avg	Lg	TD		
Muncie	25	126	5.0	17	0	Harris	10	35	3.5	7	0								
Brooks	5	20	6.7	18t	1	Pollard	9	47	5.2	18	0								
Cappelletti	1	0	0.0	0	0	Hawthorne	2	3	1.5	2	0								
		Bradshaw						2		12		6		11		1		1	

Passing										Receiving												
A	C	Yds	S-L	TD	Lg	INT	A	C	Yds	S-L	TD	Lg	INT	Rt	A	C	Yds	S-L	TD	Lg	INT	
Fouts	42	27	333	0-0	3	33	0	25	126	5.0	17	0	0	0	39	28	325	0-0	2	40	2	92.4

Punting												Kicking											
No	Yds	Avg	TB	I20	Lg	INT	No	Yds	Avg	FC	Lg	TD	No	Yds	Avg	FC	Lg	TD	INT				
Buford	1	48	48.0	0	0	48	4	65	32.5	0	1	45	1	12	12.0	0	0	0	12	0			

KO Ret										Punt Ret													
No	Yds	Avg	Lg	TD	No	Yds	Avg	FC	Lg	TD	No	Yds	Avg	FC	Lg	TD	No	Yds	Avg	FC	Lg	TD	
Brooks	3	36	12.0	36	0	Woods	1	72	18.0	18	0	0	0	0	0	0	0	0	0	0	0	0	0

### 1982 AFC SECOND ROUND PLAYOFFS

#### MIAMI DOLPHINS 34, SAN DIEGO CHARGERS 13

SUNDAY, JAN. 16, 1983 - ORANGE BOWL (MIAMI, FLA.)



San Diego and Miami met for second-straight year in playoffs with Dolphins turning out come around, winning 34-13. Game matched San Diego, with league's top offense averaging 450.4 yards game, versus Miami and NFL's top defense, allowing 256.9 yards game. Miami took 24-0 lead in second quarter as San Diego did year before in first quarter. San Diego tightened score on 28-yard touchdown pass from Dan Fouts to Charlie Joiner and one-yard touchdown run by Chuck Muncie, but it wasn't enough as Dolphins marched on to victory.

Score by Quarters	Q1	Q2	Q3	Q4	Total
San Diego Chargers	0	13	0	0	13
Miami Dolphins	7	20	0	7	34

Tm	Qtr	Time	Play Description (PAT & Drive)	SD	MIA
MIA	1	6:52	Moore 3 yd pass from Woodley (Von Schamann kick) (5-26, 2:53)	0	7
MIA	2	1:28	Franklin's 3 yd run (Von Schamann kick) (13-89, 5:56)	0	14
MIA	2	4:31	Lee 6 yd pass from Woodley (Von Schamann kick) (7-28, 2:53)	0	21
MIA	2	7:15	Von Schamann 24 yd field goal (7-30, 2:32)	0	24
SD	2	11:14	Joiner 28 yd pass from Fouts (kick failed) (3-28, 0:21)	6	24
MIA	2	13:55	Von Schamann 23 yd field goal (7-70, 2:44)	6	27
SD	2	14:38	Muncie 1 yd run (Benirschke kick) (5-76, 0:43)	13	27
MIA	4	:42	Woodley 7 yd run (Von Schamann kick) (8-62, 0:42)	13	34
Attendance -- 71,383					

Team Statistics		SD	MIA	PUNTS No. and Avg.		SD	MIA
TOTAL FIRST DOWNS		17	29	4-41.3	3-40.3		
Rushing		5	15	Blocked	0	0	0
Passing		9	11	TOTAL RETURN YARDS	127	98	
Penalty		3	3	Punt Returns	3-16	2-4	
3RD DOWN EFF		4-11-37%	7-14-50%	Kickoff Returns	7-93	3-40	
TOTAL NET YARDS		241	413	Interception Returns	1-18	5-54	
Total Plays		54	80	PENALTIES No. and Yds	7-62	6-70	
Average / Play		4.5	5.2	FUMBLES No. and Lost	3-2	2-1	
NET YARDS RUSHING		73	214	TOUCHDOWNS	2	4	
Total Plays		17	36	Rushing	1	2	
Average / Play		4.3	5.9	Passing	1	2	
NET YARDS PASSING		168	199	Returns	0	0	
Sacked - Yards Lost		3-23	1-16	EXTRA POINTS	1-2	4-4	
Gross Yards		191	215	FIELD GOALS	0-0	2-2	
ATT-COMP-INT		34-15-5	23-18-1	FINAL SCORE	13	34	
Avg. / Play		4.5	8.3	TIME OF POSS	19:14	40:46	

SAN DIEGO												MIAMI											
Rushing	No	Yds	Avg	Lg	TD	Rushing	No	Yds	Avg	Lg	TD	Rushing	No	Yds	Avg	Lg	TD	Rushing	No	Yds	Avg	Lg	TD
Muncie	12	56	4.7	16	1	Franklin	23	96	4.2	11	1												
Brooks	3	9	3.0	5	0	Nathan	19	83	4.7	13	0												
Cappelletti	1	5	5.0	5	0	Bennett	7	14	2.0	12	0												
Fouts	1	3	3.0	3	0	Woodley	3	14	4.7	7	1												
		Orosz						1		11		11		0		0							
		Vigorito						1		2		2		0		0							
		Jensen						2		-6		-3.0		-3		0							

Passing												Receiving											
A	C	Yds	S-L	TD	Lg	INT	A	C	Yds	S-L	TD	Lg	INT	Rt	A	C	Yds	S-L	TD	Lg	INT		
Fouts	34	15	191	3-23	1	28	5	32.5	0	0	0	0	0	0	21	20	114.8	0-0	0	20	0	114.8	

KO Ret										Punt Ret													
No	Yds	Avg	Lg	TD	No	Yds	Avg	FC	Lg	TD	No	Yds	Avg	FC	Lg	TD	No	Yds	Avg	FC	Lg	TD	
Brooks	3	16	5.3	0	10	0	0	0	0	0	0	0	0	0	0	0	0	0	0	0	0	0	0

KO Ret												Punt Ret											
No	Yds	Avg	Lg	TD	No	Yds	Avg	FC	Lg	TD	No	Yds	Avg	FC	Lg	TD	No	Yds	Avg	FC	Lg	TD	
Walker	2	28	14.0	17	0	Hill	1	12	12.0	12	0	0	0	0	0	0	0	0	0	0	0	0	0

**1992 AFC WILD CARD PLAYOFFS**  
**SAN DIEGO CHARGERS 17, KANSAS CITY CHIEFS 0**  
**SATURDAY, JAN. 2, 1993 - JACK MURPHY STADIUM (SAN DIEGO, CALIF.)**



San Diego defeated Kansas City Chiefs, 17-0, in AFC Wild Card playoffs in San Diego's Jack Murphy Stadium. It marked first shutout in history of Wild Card games. It was also first shutout by Chargers over Kansas City and first time Chiefs were shut out in non-strike game since 1985. Two defensive powerhouses battled to scoreless first half. Chargers gained 130 total yards to Chiefs' 122 yards in half, but were sacked four times for 47 yards in losses. San Diego scored first when Marion Butts dashed up middle career-long 54 yards for touchdown. On Chiefs first play of their next possession, tipped pass by Blaise Winter was intercepted by Leslie O'Neal to set up drive goal. Up 10-0 in fourth quarter, Chargers put together 11-play, 91-yard drive and culminated series with five-yard scoring plunge by Steve Hendrickson. Chargers gained 192 yards on ground, their second-most productive effort of season. Defense harassed Chiefs passing game causing two interceptions and sacking Dave Krieg seven times to tie season high. But Grossman had two-and-a-half sacks and O'Neal and Shawn Lee each had two.

Score by Quarters	Q1	Q2	Q3	Q4	Total
Kansas City Chiefs	0	0	0	0	0
San Diego Chargers	0	0	10	7	17

Tm	Qtr	Time	Play Description (PAT & Drive)	KC	SD
SD	3	5:53	Butts 54 yd run (Carney kick) (4-74, 1:57)	0	7
SD	3	3:33	Carney 34 yd field goal (4-9, 2:03)	0	10
SD	4	4:57	Hendrickson 5 yd run (Carney kick) (11-91, 5:32)	0	17

Team Statistics	KC	SD	KC	SD
TOTAL FIRST DOWNS	17	18	PUNTS No. and Avg.	8-45.0 6-44.2
Rushing	5	8	Blocked	0 0
Passing	10	7	TOTAL RETURN YARDS	72 78
Penalty	2	3	Punt Returns	2-5 4-35
3RD DOWN EFF	4-14-29%	5-13-39%	Kickoff Returns	1-5 0-0
TOTAL NET YARDS	251	342	Interception Returns	0-0 2-43
Total Plays	60	63	PENALTIES No. and Yds	5-44 5-44
Average / Play	4.2	5.4	FUMBLES No. and Lost	2-1 2-1
NET YARDS RUSHING	61	192	TOUCHDOWNS	0 2
Total Plays	19	35	Rushing	0 2
Average / Play	3.2	5.5	Passing	0 0
NET YARDS PASSING	190	150	Returns	0 0
Sacked - Yards Lost	7-43	5-49	EXTRA POINTS	0-0 2-2
Gross Yards	233	199	FIELD GOALS	0-0 1-2
ATT-COMP-INT	34-16-2	23-14-0	FINAL SCORE	0 17
Avg. / Play	4.6	5.4	TIME OF POSS	30:14 29:46

**KANSAS CITY**

Rushing	No	Yds	Avg	Lg	TD	Rushing	No	Yds	Avg	Lg	TD
Williams	12	35	2.9	8	0	Butts	15	119	7.9	54t	1
McNair	3	18	6.0	6	0	Bieniemy	13	38	2.9	6	0
Krieg	2	4	2.0	3	0	Harmon	4	27	6.8	10	0
Word	2	4	2.0	3	0	Hendrickson	1	5	5.0	5t	1
						Bernsteine	1	3	3.0	3	0
						Humphries	1	0	0.0	0	0

Passing	A	C	Yds	S-L	TD	Lg	Int	Rt	Passing	A	C	Yds	S-L	TD	Lg	Int	Rt
Krieg	34	16	2337	-43	0	28	2		Humphries	23	14	199	5-49	0	44	0	

Receiving	No	Yds	Avg	Lg	TD	Receiving	No	Yds	Avg	Lg	TD
Birden	4	78	19.5	24	0	Walker	4	21	5.3	9	0
McNair	4	35	8.8	13	0	Harmon	4	21	5.3	9	0
Davis	3	30	10.0	13	0	Walker	3	60	20.0	33	0
Hargain	2	46	23.0	24	0	Miller	2	58	29.0	44	0
M. Smith	1	28	28.0	28	0	Butts	2	17	8.5	9	0
Williams	1	11	11.0	11	0	Lewis	1	39	39.0	39	0
Cash	1	5	5.0	5	0	Brennan	1	8	8.0	8	0
						Bieniemy	1	-4	-4.0	-4	0

Punting	No	Yds	Avg	FC	TD	INT	No	Yds	Avg	FC	TD	
Barker	8	360	45.0	0	4	54	O'Neal	1	3	3.0	3	0

Punt Ret	No	Yds	Avg	FC	Lg	TD	Punt Ret	No	Yds	Avg	FC	Lg	TD
Carter	1	4	4.0	1	0	0	Kidd	6	265	44.2	0	5	53
Mincy	1	4	4.0	1	0	0							

KO Ret	No	Yds	Avg	Lg	TD	Punt Ret	No	Yds	Avg	FC	Lg	TD
Carter	1	5	5.0	5	0	Byrd	0	0	0.0	3	0	0

KO Ret	No	Yds	Avg	Lg	TD
None					

**1992 AFC DIVISIONAL PLAYOFFS**  
**MIAMI DOLPHINS 31, SAN DIEGO CHARGERS 0**  
**SUNDAY, JAN. 10, 1993 - JOE ROBBIE STADIUM (MIAMI, FLA.)**



The Chargers history-making season ended with 31-0 loss to Miami Dolphins in Joe Robbie Stadium. Intermittent downpours and soggy field slowed both teams early as each squad was forced to punt on their first four series. Second quarter proved disastrous for San Diego. Stan Humphries was intercepted three times with each leading to Dolphins touchdown and 21-0 halftime lead for Miami. San Diego also suffered fumble snap on punt attempt in period. Chargers could not get on track in second half either, as Miami charged up 10 more points and forced two more San Diego turnovers. Chargers' defense was on field most of game (37:08). Junior Seau recorded personal-best 19 tackles. Dolphins special teams put Chargers in poor field position on several occasions, including punts, which pinned San Diego's offense back on its own five, six, four and 15-yard lines.

Score by Quarters	Q1	Q2	Q3	Q4	Total
San Diego Chargers	0	0	0	0	0
Miami Dolphins	0	21	0	10	31

Tm	Qtr	Time	Play Description (PAT & Drive)	SD	MIA
MIA	2	6:30	Paige 1 yd pass from Marino (Stoyanovich kick) (9-48, 5:00)	0	7
MIA	2	1:46	Jackson 9 yd pass from Marino (Stoyanovich kick) (2-37, 0:13)	0	14
MIA	2	1:27	Jackson 30 yd pass from Marino (Stoyanovich kick) (4-42, 0:27)	0	21
MIA	4	14:03	Stoyanovich 22 yd field goal (12-60, 7:00)	0	24
MIA	4	8:19	Craver 25 yd run (Stoyanovich kick) (6-53, 4:12)	0	31

Team Statistics	SD	MIA	SD	MIA
TOTAL FIRST DOWNS	10	18	PUNTS No. and Avg.	7-46.3 8-41.0
Rushing	3	9	Blocked	0 0
Passing	7	9	TOTAL RETURN YARDS	143 93
Penalty	0	0	Punt Returns	1-7 5-45
3RD DOWN EFF	3-15-20%	7-17-41%	Kickoff Returns	6-136 1-18
TOTAL NET YARDS	202	324	Interception Returns	0-0 4-30
Total Plays	62	69	PENALTIES No. and Yds	4-39 0-0
Average / Play	3.3	4.7	FUMBLES No. and Lost	3-1 3-1
NET YARDS RUSHING	70	157	TOUCHDOWNS	0 4
Total Plays	16	40	Rushing	0 1
Average / Play	4.4	3.9	Passing	0 3
NET YARDS PASSING	132	167	Returns	0 0
Sacked - Yards Lost	1-8	0-0	EXTRA POINTS	0-0 4-4
Gross Yards	140	167	FIELD GOALS	0-0 1-1
ATT-COMP-INT	45-14-0	29-17-0	FINAL SCORE	0 31
Avg. / Play	2.9	5.8	TIME OF POSS	22:52 37:08

**SAN DIEGO**

Rushing	No	Yds	Avg	Lg	TD	Rushing	No	Yds	Avg	Lg	TD
Bieniemy	4	26	6.5	14	0	Craver	8	72	9.0	25	1
Butts	7	25	3.6	10	0	Humphrey	23	71	3.1	15	0
Humphries	1	10	10.0	10	0	Parmalee	5	18	3.6	6	0
Harmon	4	9	2.3	4	0	Clayton	1	0	0.0	0	0
						Mitchell	1	-1	-1.0	-1	0
						Saxon	2	-3	-1.5	0	0

Passing	A	C	Yds	S-L	TD	Lg	Int	Rt	Passing	A	C	Yds	S-L	TD	Lg	Int	Rt
Humphries	44	18	140	1-8	0	18	4	11.6	Marino	29	17	167	0-3	30	0	109.4	
Kidd	1	0	0	0-0	0	0	39.6										

Receiving	No	Yds	Avg	Lg	TD	Receiving	No	Yds	Avg	Lg	TD
Harmon	9	73	8.1	18	0	Paige	5	14	2.8	4	1
Walker	3	33	11.0	14	0	Jackson	4	53	13.3	30	2
Lewis	2	12	6.0	6	0	A. Miller	4	30	7.5	20	0
A. Miller	2	12	6.0	6	0	Humphrey	4	30	7.5	20	0
Jefferson	1	10	10.0	10	0	Duper	3	57	19.0	28	0
Butts	1	0	0.0	0	0	Craver	1	13	13.0	13	0

INT	No	Yds	Avg	Lg	TD	INT	No	Yds	Avg	Lg	TD
None						Vincent	2	2	1.0	2	0
						Oliver	1	21	21.0	21	0
						Cox	1	7	7.0	7	0

Punting	No	Yds	Avg	FC	TD	Punting	No	Yds	Avg	FC	TD
Kidd	7	324	46.3	2	0	55					

Punt Ret	No	Yds	Avg	FC	Lg	TD	Punt Ret	No	Yds	Avg	FC	Lg	TD
Lewis	1	7	7.0	2	0	0	Roby	8	328	41.0	1	4	51

KO Ret	No	Yds	Avg	Lg	TD	Punt Ret	No	Yds	Avg	FC	Lg	TD
Lewis	4	11	27.8	38	0	Miller	5	45	9.0	0	12	0
Bieniemy	1	14	14.0	14	0	KO Ret	No <th>Yds</th> <th>Avg</th> <th>FC</th> <th>Lg</th> <th>TD</th>	Yds	Avg	FC	Lg	TD
Pupunu	1	11	11.0	11	0	Craver	1	18	18.0	18	0	

COMMUNITY

FRONT OFFICE

VETERANS

DRAFT PICKS & FREE AGENTS

2022 IN REVIEW

POSTSEASON HISTORY

GENERAL INFORMATION



## 1994 AFC DIVISIONAL PLAYOFFS

### SAN DIEGO CHARGERS 22, MIAMI DOLPHINS 21

SUNDAY, JAN. 8, 1995 - JACK MURPHY STADIUM (SAN DIEGO, CALIF.)



The Chargers advanced to AFC Championship Game with 22-21 victory over Miami Dolphins in front of San Diego-record home crowd of 63,381 fans. Win moved Chargers to AFC title round for only third time in team history and first time since 1982. Dan Marino threw three first-half touchdowns and Dolphins led 21-6 at half. San Diego's offense came alive and dominated third quarter. Chargers took opening drive of second half and marched 15 plays to Dolphins' one-yard line before losing ball on downs. But on Miami's first play from scrimmage, Reuben Davis stopped Bernie Parmalee in end zone for safety to make score 21-8. San Diego took ensuing kick and Natrone Means finished 54-yard drive with 24-yard scoring run, breaking several tackles along way and Dolphin lead was trimmed to 21-5. Teams traded possessions through fourth quarter before Stan Humphries hit Mark Seay for what would prove to be game-winning touchdown. But before that could happen, Marino moved Dolphins to San Diego's 30-yard line with 35 seconds left and positioned Pete Stoyanovich for 48-yard field goal attempt, but kick sailed wide right. San Diego dominated game's time of possession, controlling ball 39:20 compared to Miami's 20:40. Another factor was San Diego's running game, which rolled up 202 of team's 466 total yards. Means rushed for personal best 139 yards and Humphries completed 20 of 26 attempts in second half.

Score by Quarters	Q1	Q2	Q3	Q4	Total
Miami Dolphins	7	14	0	0	21
San Diego Chargers	0	6	9	7	22

TM	Qtr	Time	Play Description (PAT & Drive)	MIA	SD
MIA	1	2:24	Jackson 8 yd pass from Marino (Stoyanovich kick) (9-79, 3:55)	7	0
SD	2	10:36	Carney 20 yd field goal (15-72, 6:48)	7	3
MIA	2	7:21	Jackson 3 yd pass from Marino (Stoyanovich kick) (6-52, 3:15)	14	3
SD	2	2:47	Carney 21 yd field goal (9-70, 4:34)	14	6
MIA	2	:27	Williams 6 yd pass from Marino (Stoyanovich kick) (9-70, 2:20)	21	6
SD	3	6:54	Parmalee tackled by R. Davis for Safety	21	8
SD	3	2:42	Means 24 yd run (Carney kick) (8-54, 4:12)	21	15
SD	4	:35	Seay 8 yd pass from Humphries (Carney kick) (10-61, 2:41)	21	22
Attendance - 63,381					

Team Statistics		MIA	SD	MIA		SD	
TOTAL FIRST DOWNS		17	28	PUNTS No. and Avg.		5-45.2	2-43.5
Rushing		2	12	Blocked		0	0
Passing		12	15	TOTAL RETURN YARDS		140	102
Penalty		3	1	Punt Returns		1-14	2-14
3RD DOWN EFF		51.0-50%	91.7-53%	Kickoff Returns		5-12	5-88
TOTAL NET YARDS		282	466	Interception Returns		2-14	0-0
Total Plays		47	85	PENALTIES No. and Yds		7-47	5-67
Average / Play		6.0	5.5	FUMBLES No. and Lost		1-0	2-1
NET YARDS RUSHING		26	202	TOUCHDOWNS		3	2
Total Plays		8	40	Rushing		0	1
Average / Play		3.3	5.1	Passing		3	1
NET YARDS PASSING		256	264	EXTRA POINTS		3-3	2-2
Sacked - Yards Lost		1-6	2-12	FIELD GOALS		0-1	2-2
Gross Yards		262	276	FINAL SCORE		21	22
ATT-COMP-INT		38-24-0	43-28-2	TIME OF POSS		20:40	39:20
Avg. / Play		6.6	5.9				

MIAMI					SAN DIEGO												
Rushing	No	Yds	Avg	Lg	TD	Rushing	No	Yds	Avg	Lg	TD						
Parmalee	7	16	2.3	13	0	Means	24	139	5.8	24	1						
Craver	1	10	10.0	10	0	Bieniemy	4	33	8.3	17	0						
Passing					A	C	Yds	S-L	Lg	INT	Rt						
Marino	38	24	262	1-6	3	31	0	109.8	Harmon	3	12	4	6	0			
Receiving					No	Yds	Avg	Lg	TD	Receiving	No	Yds	Avg	Lg	TD		
Jackson	8	109	13.6	31	2	Passing	A	C	Yds	S-L	Lg	INT	Rt				
Fryar	5	70	14.0	24	0	Humphries	43	28	2-12	1	18	2	71.5				
McDuffie	5	46	9.2	13	0	Humphries					2	1	0.5	2	0		
Craver	2	8	4.0	5	0	Receiving					No	Yds	Avg	Lg	TD		
Parmalee	2	8	4.0	5	0	Harmon	7	57	8.1	15	0						
Williams	1	16	16.0	16	1	Seay	6	61	10.2	15	1						
Saxon	1	5	5.0	5	0	Marlin	5	62	12.4	15	0						
INT					No	Yds	Avg	Lg	TD	Means	3	16	5.3	6	0		
Smith	1	14	14.0	14	0	Culver	2	23	11.5	6	0						
Stewart	1	0	0.0	0	0	Pupunu	2	13	6.5	13	0						
Punting					No	Yds	Avg	TB	I20	Lg	TD						
Kidd	5	226	45.2	2	2	59	None										
Punt Ret					No	Yds	Avg	FC	Lg	TD	Punting	No	Yds	Avg	TB	I20	Lg
McDuffie	1	14	14.0	1	14	0	Wagner	2	87	43.5	0	1	51				

KO Ret	No	Yds	Avg	Lg	TD	Punt Ret	No	Yds	Avg	FC	Lg	TD
McDuffie	3	87	29.0	42	0	Coleman	1	14	14.0	0	14	0
Spikes	1	18	18.0	18	0	Gordon	1	0	0.0	1	0	0
Williams	1	7	7.0	7	0							

KO Ret	No	Yds	Avg	Lg	TD
Coleman	3	57	19.0	21	0
Harmon	1	18	18.0	18	0
Bieniemy	1	13	13.0	13	0

## 1994 AFC CHAMPIONSHIP GAME

### SAN DIEGO CHARGERS 17, PITTSBURGH STEELERS 13

SUNDAY, JAN. 15, 1995 - THREE RIVERS STADIUM (PITTSBURGH, PA.)



The Chargers advanced to Super Bowl for first time in franchise history with stunning 17-13 upset victory over heavily-favored Pittsburgh Steelers in Three Rivers Stadium. San Diego started game slowly and Pittsburgh led 10-3 at end of first half, while outgaining San Diego in total yardage, 229 to 46. Steelers opened second half with field goal to extend lead to 13-3. Later in quarter, Stan Humphries connected with Al Pupunu on 43-yard touchdown strike to close gap to 13-10. Score remained as such until late in fourth quarter when Humphries threw another 43-yard touchdown pass, this one to Tony Martin, and Colts claimed their first lead of game at 17-13. Pittsburgh took ensuing kickoff and drove to Chargers' nine-yard line with two minutes left in game, but San Diego's defense stopped Steelers on downs, including dramatic pass defense on fourth down by linebacker Dennis Gibson that sealed victory and silenced Three Rivers crowd.

Score by Quarters	Q1	Q2	Q3	Q4	Total
San Diego Chargers	0	3	7	7	17
Pittsburgh Steelers	7	3	3	0	13

TM	Qtr	Time	Play Description (PAT & Drive)	SD	PIT
PIT	1	7:28	Williams 16 yd pass from O'Donnell (Anderson kick) (13-67, 7:32)	0	7
SD	2	3:41	Carney 20 yd field goal (6-77, 3:11)	3	7
PIT	2	:09	Anderson 39 yd field goal (12-51, 3:32)	3	10
PIT	3	10:37	Anderson 23 yd field goal (9-50, 3:22)	3	13
SD	3	8:03	Pupunu 43 yd pass from Humphries (Carney kick) (5-64, 2:34)	10	13
SD	4	5:13	Martin 43 yd pass from Humphries (Carney kick) (8-80, 4:44)	17	13
Attendance - 61,545					

Team Statistics		SD	PIT	SD		PIT	
TOTAL FIRST DOWNS		13	22	PUNTS No. and Avg.		5-38.4	5-44.4
Rushing		4	4	Blocked		0	0
Passing		8	17	TOTAL RETURN YARDS		74	89
Penalty		1	1	Punt Returns		2-2	2-10
3RD DOWN EFF		3-11-27%	11-20-55%	Kickoff Returns		3-72	4-73
TOTAL NET YARDS		226	415	Interception Returns		0-0	1-6
Total Plays		47	80	PENALTIES No. and Yds		3-15	8-111
Average / Play		4.8	5.2	FUMBLES No. and Lost		0-0	3-1
NET YARDS RUSHING		66	66	TOUCHDOWNS		2	1
Total Plays		24	26	Rushing		0	0
Average / Play		2.8	2.5	Passing		2	1
NET YARDS PASSING		160	349	Returns		0	0
Sacked - Yards Lost		1-5	0-0	EXTRA POINTS		2-2	1-1
Gross Yards		165	349	FIELD GOALS		1-1	2-2
ATT-COMP-INT		22-11-1	54-32-0	FINAL SCORE		17	13
Avg. / Play		7.0	6.5	TIME OF POSS		22:47	37:13

SAN DIEGO					PITTSBURGH												
Rushing	No	Yds	Avg	Lg	TD	Rushing	No	Yds	Avg	Lg	TD						
Means	20	69	3.5	17	0	Foster	20	47	2.4	11	0						
Humphries	4	-3	-0.8	0	0	Williams	3	16	5.3	11	0						
Passing					A	C	Yds	S-L	TD	Lg	INT						
Humphries	22	11	165	1-5	2	43	1	1	1.0	1	0						
Receiving					No <td>Yds <td>Avg <td>Lg <td>TD</td> <td>Passing</td> <td>A</td> <td>C</td> <td>Yds</td> <td>S-L</td> <td>TD</td> <td>Lg</td> <td>INT</td> </td></td></td>	Yds <td>Avg <td>Lg <td>TD</td> <td>Passing</td> <td>A</td> <td>C</td> <td>Yds</td> <td>S-L</td> <td>TD</td> <td>Lg</td> <td>INT</td> </td></td>	Avg <td>Lg <td>TD</td> <td>Passing</td> <td>A</td> <td>C</td> <td>Yds</td> <td>S-L</td> <td>TD</td> <td>Lg</td> <td>INT</td> </td>	Lg <td>TD</td> <td>Passing</td> <td>A</td> <td>C</td> <td>Yds</td> <td>S-L</td> <td>TD</td> <td>Lg</td> <td>INT</td>	TD	Passing	A	C	Yds	S-L	TD	Lg	INT
Pupunu	4	76	19.0	43	1	O'Donnell	54	32	349	0-0	1	33	0				
Means	2	19	9.5	15	0	Receiving					No <td>Yds <td>Avg <td>Lg <td>TD</td> </td></td></td>	Yds <td>Avg <td>Lg <td>TD</td> </td></td>	Avg <td>Lg <td>TD</td> </td>	Lg <td>TD</td>	TD		
Jefferson	2	16	8.0	11	0	Mills	8	106	13.3	19	0						
Martin	1	43	43.0	43	1	Williams	7	45	6.4	16	1						
Mitchell	1	19	19.0	19	0	Hastings	5	55	11.0	18	0						
Harmon	1	-8	-8.0	-8	0	Green	4	80	20.0	33	0						
INT					No <td>Yds <td>Avg <td>Lg <td>TD</td> <td>Thigpen</td> <td>3</td> <td>35</td> <td>11.7</td> <td>31</td> <td>0</td> </td></td></td>	Yds <td>Avg <td>Lg <td>TD</td> <td>Thigpen</td> <td>3</td> <td>35</td> <td>11.7</td> <td>31</td> <td>0</td> </td></td>	Avg <td>Lg <td>TD</td> <td>Thigpen</td> <td>3</td> <td>35</td> <td>11.7</td> <td>31</td> <td>0</td> </td>	Lg <td>TD</td> <td>Thigpen</td> <td>3</td> <td>35</td> <td>11.7</td> <td>31</td> <td>0</td>	TD	Thigpen	3	35	11.7	31	0		
None					Foster	3	12	4.0	6	0							
Punting					No <td>Yds <td>Avg <td>TB</td> <td>I20</td> <td>Lg</td> <td>TD</td> </td></td>	Yds <td>Avg <td>TB</td> <td>I20</td> <td>Lg</td> <td>TD</td> </td>	Avg <td>TB</td> <td>I20</td> <td>Lg</td> <td>TD</td>	TB	I20	Lg	TD						
Wagner	5	192	38.4	0	1	45	Woodson	1	6	6.0	6	0					
Punt Ret					No <td>Yds <td>Avg <td>FC <td>Lg <td>TD</td> <td>Punting</td> <td>No <td>Yds <td>Avg <td>TB</td> <td>I20</td> <td>Lg</td> </td></td></td></td></td></td></td>	Yds <td>Avg <td>FC <td>Lg <td>TD</td> <td>Punting</td> <td>No <td>Yds <td>Avg <td>TB</td> <td>I20</td> <td>Lg</td> </td></td></td></td></td></td>	Avg <td>FC <td>Lg <td>TD</td> <td>Punting</td> <td>No <td>Yds <td>Avg <td>TB</td> <td>I20</td> <td>Lg</td> </td></td></td></td></td>	FC <td>Lg <td>TD</td> <td>Punting</td> <td>No <td>Yds <td>Avg <td>TB</td> <td>I20</td> <td>Lg</td> </td></td></td></td>	Lg <td>TD</td> <td>Punting</td> <td>No <td>Yds <td>Avg <td>TB</td> <td>I20</td> <td>Lg</td> </td></td></td>	TD	Punting	No <td>Yds <td>Avg <td>TB</td> <td>I20</td> <td>Lg</td> </td></td>	Yds <td>Avg <td>TB</td> <td>I20</td> <td>Lg</td> </td>	Avg <td>TB</td> <td>I20</td> <td>Lg</td>	TB	I20	Lg
Gordon	2	2	1.0	0	6	0	Royals	5	222	44.4	3	1	55				
KO Ret					No <td>Yds <td>Avg <td>Lg <td>TD</td> <td>Punt Ret</td> <td>No <td>Yds <td>Avg <td>FC <td>Lg <td>TD</td> </td></td></td></td></td></td></td></td>	Yds <td>Avg <td>Lg <td>TD</td> <td>Punt Ret</td> <td>No <td>Yds <td>Avg <td>FC <td>Lg <td>TD</td> </td></td></td></td></td></td></td>	Avg <td>Lg <td>TD</td> <td>Punt Ret</td> <td>No <td>Yds <td>Avg <td>FC <td>Lg <td>TD</td> </td></td></td></td></td></td>	Lg <td>TD</td> <td>Punt Ret</td> <td>No <td>Yds <td>Avg <td>FC <td>Lg <td>TD</td> </td></td></td></td></td>	TD	Punt Ret	No <td>Yds <td>Avg <td>FC <td>Lg <td>TD</td> </td></td></td></td>	Yds <td>Avg <td>FC <td>Lg <td>TD</td> </td></td></td>	Avg <td>FC <td>Lg <td>TD</td> </td></td>	FC <td>Lg <td>TD</td> </td>	Lg <td>TD</td>	TD	
Coleman	2	49	24.5	32	0	Woodson	2	10	5.0	1	10	0					
Harmon	1	23	23.0	23	0	Johnson	0	0.0	1	0	0						
KO Ret					No <td>Yds <td>Avg <td>Lg <td>TD</td> <td>Johnson</td> <td>4</td> <td>73</td> <td>18.3</td> <td>24</td> <td>0</td> </td></td></td>	Yds <td>Avg <td>Lg <td>TD</td> <td>Johnson</td> <td>4</td> <td>73</td> <td>18.3</td> <td>24</td> <td>0</td> </td></td>	Avg <td>Lg <td>TD</td> <td>Johnson</td> <td>4</td> <td>73</td> <td>18.3</td> <td>24</td> <td>0</td> </td>	Lg <td>TD</td> <td>Johnson</td> <td>4</td> <td>73</td> <td>18.3</td> <td>24</td> <td>0</td>	TD	Johnson	4	73	18.3	24	0		



**2004 AFC WILD CARD PLAYOFFS**  
**NEW YORK JETS 20, SAN DIEGO CHARGERS 17 (OT)**  
**SATURDAY, JAN. 8, 2005 - QUALCOMM STADIUM (SAN DIEGO, CALIF.)**



The Chargers' 2004 postseason came to early end as in 20-17 overtime loss to New York Jets in Wild Card Playoff Game at Qualcomm Stadium. Sellout crowd of 67,536 braved elements as Drew Brees led furious fourth quarter comeback during which Chargers outscored New York 10-0 to send game into overtime. Given new life by roughing-the-passer penalty on what appeared to be San Diego's last play of game, Brees found Antonio Gates in end zone for one-yard touchdown pass with 11 seconds left to send game to extra period. It was only second overtime playoff game in team history. Both teams traded possessions in extra period before Nate Kaeding's game-winning attempt from 40 yards sailed wide right, opening door for New York to drive down and kick game winner with five seconds left in overtime. Keenan McCardell scored game's first touchdown on 26-yard catch. He was initially ruled out of bounds, but San Diego challenged call and ruling was reversed. It was McCardell's sixth-career touchdown catch in postseason. Brees opened game by completing his first eight passes and on McCardell touchdown drive, he was 5 of 5 for 61 yards and touchdown. He finished night 31 of 42 (73%), setting team playoff record for completion percentage.

Score by Quarters	Q1	Q2	Q3	Q4	OT	Total
New York Jets	0	7	10	0	3	20
San Diego Chargers	0	7	0	10	0	17

Tm	Qtr	Time	Play Description (PAT & Drive)	NYJ	SD
SD	2	9:26	McCardell 26 yd pass from Brees (Kaeding kick) (13-88, 8:25)	0	7
NYJ	2	2:54	Becht 13 yd pass from Pennington (Brien kick) (5-37, 2:19)	7	7
NYJ	3	10:29	Moss 47 yd pass from Pennington (Brien kick) (5-37, 2:31)	14	7
NYJ	3	1:23	Brien 42 yd field goal (9-42, 5:31)	17	7
SD	4	10:43	Kaeding 35 yd field goal (12-54, 5:40)	17	10
SD	4	0:11	Gates 1 yd pass from Brees (Kaeding kick) (10-90, 4:35)	17	17
NYJ	5	0:05	Brien 28 yd field goal (8-60, 4:14)	20	17

Team Statistics	NYJ	SD	NYJ	SD	
TOTAL FIRST DOWNS	20	24	PUNTS - No.-Avg	5-39.8	5-36.4
Rushing	3	11	Blocked	0	0
Passing	14	11	Net Punting Avg.	33.6	36.4
Penalty	3	2	TOTAL RETURN YARDS	88	96
3RD DOWN EFF	5-13-38%	6-15-40%	Punt Returns	0-0	2-11
4TH DOWN EFF	0-0-0%	0-0-0%	Kickoff Returns	3-66	5-85
TOTAL NET YARDS	396	408	Interception Returns	1-22	0-0
Total Plays	63	77	PENALTIES No. and Yds	8-49	9-75
Average / Play	6.3	5.3	FUMBLES No. and Lost	0-0	1-0
NET YARDS RUSHING	126	100	TOUCHDOWNS	2	2
Attempts	28	33	Rushing	0	2
Average / Play	4.5	3.0	Passing	2	2
TFLs - Yards Lost	0-0	3-5	EXTRA POINTS	2-2	2-2
NET YARDS PASSING	270	308	FIELD GOALS	2-3	1-2
Sacked - Yards Lost	2-9	2-11	RED ZONE EFF	1-3-33%	1-2-50%
Gross Yards	279	319	GOAL TO GO EFF	0-0-0%	1-1-100%
ATT-COMP-INT	33-23-0	42-31-0	SAFETIES	20	17
Avg. / Play	7.7	7.0	FINAL SCORE	20	17
KICKOFFS-IN EZ-TB	5-0-0	4-1-1	TIME OF POSS	35:39	39:16

NEW YORK JETS					SAN DIEGO						
Rushing	No	Yds	Avg	Lg	TD	Rushing	No	Yds	Avg	Lg	TD
Martin	18	66	3.7	12	0	Tomlinson	26	80	3.1	12	0
Jordan	7	50	7.1	19	0	Brees	5	17	3.4	7	0
Pennington	3	10	3.3	6	0	Neal	1	3	3.0	3	0
						Parker	1	0	0.0	0	0

PASSING A C Yds S-L TD Lg IN Rt										
New York Jets						San Diego				
Pennington	33	23	279	2-9	2	47	0	115.6		
Brees	42	31	319	2-11	2	44	1	101.2		

RECEIVING					RETURNING						
McCairens	8	87	10.9	21	0	Receiving	No	Yds	Avg	Lg	TD
Moss	4	100	25.0	47	1	Parker	9	93	10.3	16	0
Martin	4	47	11.8	23	0	Tomlinson	9	53	5.9	10	0
Jordan	3	18	6.0	13	0	Gates	6	89	14.8	44	1
Baker	2	7	3.5	4	0	McCardell	4	50	12.5	26	1
Becht	1	13	13.0	13	1	Peele	3	34	11.3	20	0
Carter	1	7	7.0	7	0						

PUNTING										
Gowin	5	199	39.8	33.6	1	2	47			
Moss	0	0	0.0	3	0	0				

**2006 AFC DIVISIONAL PLAYOFFS**  
**NEW ENGLAND PATRIOTS 24, SAN DIEGO CHARGERS 21**  
**SUNDAY, JAN. 14, 2007 - QUALCOMM STADIUM (SAN DIEGO, CALIF.)**



The Chargers' record-breaking season came to end in heart-breaking fashion when New England Patriots overcame eight point deficit in fourth quarter to defeat Chargers, 24-21, in AFC Divisional Playoff game before record crowd of 68,810 in San Diego. After sluggish start by both teams, San Diego took 14-3 lead in second quarter on touchdown runs by LaDainian Tomlinson and Michael Turner, but Bolts defense gave up late score and Patriots trailed only 14-10 at half. New England added field goal in third quarter to climb within point, but Chargers drove 83 yards in nine plays early in fourth and took 21-13 lead when Tomlinson scored on three yards out. Game appeared to be all but over when Marlon McCree intercepted Tom Brady on following drive, but Patriots' Troy Brown stripped McCree during runback and Patriots recovered. Five plays later, Reche Caldwell caught four-yard touchdown pass and Pats tied it up on successful two-point conversion. Chargers got ball back with chance to reclaim lead but instead went three-and-out and New England took 24-21 lead on 31-yard field goal with 1:10 left in quarter. Chargers rallied one last time, but Nate Kaeding's 54-yard field goal attempt with just few seconds left came up short and Patriots escaped with win.

Score by Quarters	Q1	Q2	Q3	Q4	Total
New England Patriots	3	7	3	11	24
San Diego Chargers	0	14	0	7	21

Tm	Qtr	Time	Play Description (PAT & Drive)	NE	SD
NE	1	0:40	Gostkowski 50 yd Field Goal (9-33, 4:35)	3	0
SD	2	1:19	Tomlinson 2 yd run (Kaeding kick) (9-48, 4:31)	3	7
SD	2	2:04	Turner 6 yd run (Kaeding kick) (4-77, 2:23)	3	14
NE	3	03:08	Gaffey 6 yd pass from Brady (Gostkowski kick) (1-72, 1:56)	10	14
SD	3	2:11	Gostkowski 34 yd Field Goal (7-15, 3:09)	13	14
NE	4	8:35	Tomlinson 3 yd run (Kaeding kick) (9-83, 4:44)	13	21
NE	4	1:36	Caldwell 4 yd pass from Brady (Faulk run) (5-32, 1:40)	21	21
NE	4	4:10	Gostkowski 31 yd Field Goal (8-72, 2:20)	24	21

Team Statistics	NE	SD	FGs - PATs Blocked	NE	SD	
TOTAL FIRST DOWNS	18	21	12	Net Punting Avg.	39.3	36.6
Rushing	3	12	3	TOTAL RETURN YARDS	70	152
Passing	12	9	0	Punt Returns	1-0	5-34
Penalty	3	3	0	Kickoff Returns	4-70	5-91
3RD DOWN EFF	4-17-24%	5-14-36%	Kickoff Returns	1-0	3-27	
4TH DOWN EFF	0-0-0%	1-2-50%	Interception Returns	0-0	6-64	
TOTAL NET YARDS	327	352	PENALTIES No. and Yds	4-45	6-64	
Total Plays	74	68	FUMBLES No. and Lost	2-0	3-3	
Average / Play	4.4	5.2	TOUCHDOWNS	2	3	
NET YARDS RUSHING	51	148	Rushing	0	3	
Total Plays	21	33	Passing	2	0	
Average / Play	2.4	4.5	EXTRA POINTS	2-2	3-3	
TFLs - Yards Lost	3-7	1-7	Kicking	1-1	3-3	
NET YARDS PASSING	276	204	SAFETIES	1-1	0-0	
Sacked - Yards Lost	2-4	3-26	FIELD GOALS	3-3	0-1	
Gross Yards	280	230	RED ZONE EFF	2-4-50%	3-3-100%	
ATT-COMP-INT	51-27-3	32-14-1	GOAL TO GO EFF	1-1-100%	2-2-100%	
Avg. / Play	5.2	5.8	SAFETIES	24	21	
KICKOFFS-IN EZ-TB	6-0-0	4-0-0	FINAL SCORE	24	21	
PUNTS No. and Avg	7-44.1	7-36.6	TIME OF POSS	29:06	30:54	
Blocked	0	0				

NEW ENGLAND											SAN DIEGO				
Faulk	6	25	4.2	7	0	Tomlinson	23	123	5.3	15	2				
Dillon	8	18	2.3	5	0	Turner	3	24	8.0	17	1				
Maroney	5	5	1.0	5	0	Neal	3	5	1.7	3	0				
Brady	2	3	1.5	4	0	Rivers	3	3	1.0	2	0				
						Parker	1	-7	-7.0	-7	0				

PASSING A C Yds S-L TD Lg IN Rt										
New England						San Diego				
Brady	51	27	280	2-4	2	49	3	57.6		
Gaffey	10	103	10.3	17	1					
Caldwell	7	80	11.4	49	1					
Brown	5	39	7.8	12	0					
Graham	2	38	19.0	19	0					
Faulk	2	11	5.5	6	0					
Watson	1	9	9.0	9	0					

PUNTING										
Sauerbrun	7	309	44.1	39.3	0	1	56			
Faulk	0	0	0.0	0	0	0				
Brown	0	0	0.0	2	0	0				

KO Ret											
Maroney	2	37	18.5	25	0	KO Ret	No	Yds	Avg	Lg	TD
Hobbs	2	33	16.5	18	0	Turner	3	75	25.0	32	0
						Cromartie	1	15	15.0	15	0
						McKinney	1	1	1.0	1	0

**2007 AFC WILD CARD PLAYOFFS**  
**SAN DIEGO CHARGERS 17, TENNESSEE TITANS 6**  
**SUNDAY, JAN. 6, 2008 - QUALCOMM STADIUM (SAN DIEGO, CALIF.)**



The Chargers won their first playoff game since 1995 on cool day with intermittent rain showers before capacity crowd at Qualcomm Stadium. Bolts overcame slow start and 6-0 deficit at half to rally and outscore Titans 17-10 in third and fourth quarters to win game. 17-6. Chris Chambers and Vincent Jackson became first pair of Chargers to each record more than 100 yards receiving in playoff game since 1983 as Chambers went for 121, while Jackson tallied career-high 114, including touchdown catch that proved to be eventual game winner. Nate Kaeding field goal to open third quarter made score 6-3 and after defensive stop, Philip Rivers tossed 25-yard TD pass to Jackson for 10-6 lead. Tennessee drove deep into San Diego territory on their next drive, but Rob Bironas pushed 38-yard field goal wide to left and Chargers made them pay. Rivers engineered 12-play, 72-yard drive and LaDainian Tomlinson scored from one yard out on fourth-and-one play to put game away. Chambers 39-yard catch on 3rd-and-10 play set up score. Late in game Tennessee was stymied in its comeback effort by three-and-out and Dayton Florence interception. Titans finished their year 10-7, while Chargers advanced to face Indianapolis in AFC Divisional Playoff round.

Score by Quarters	Q1	Q2	Q3	Q4	Total
Tennessee Titans	3	3	0	0	6
San Diego Chargers	0	0	10	7	17

TM	Qtr	Time	Play Description (PAT & Drive)	TEN	SD
TEN	1	9:37	Bironas 30 yd Field Goal (13-61, 5:23)	3	0
TEN	2	0:00	Bironas 44 yd Field Goal (11-39, 3:06)	6	0
SD	3	9:41	Kaeding 20 yd Field Goal (12-96, 5:19)	6	3
SD	3	2:35	Jackson 25 yd pass from Rivers (Kaeding kick) (7-78, 3:54)	6	10
SD	4	8:45	Tomlinson 1 yd run (Kaeding kick) (12-72, 5:18)	6	17

Attendance - 65,640

Team Statistics	TEN	SD	TEN	SD
TOTAL FIRST DOWNS	15	17	Blocked	0
Rushing	6	5	FGs - PATs Blocked	0-0
Passing	9	11	Net Punting Avg.	37.2
Penalty	0	1	TOTAL RETURN YARDAGE	86
3RD DOWN EFF	9-16-56%	8-15-53%	Punt Returns	2-15
4TH DOWN EFF	0-0-0%	1-1-100%	Kickoff Returns	4-71
TOTAL NET YARDS	248	350	Interception Returns	1-0
Total Plays	62	63	PENALTIES No. and Yds	6-38
Average / Play	4.0	5.6	FUMBLES No. and Lost	1-1
NET YARDS RUSHING	119	68	TOUCHDOWNS	0
Total Plays	30	32	Rushing	0
Average / Play	4.0	2.1	Passing	0
TFLS - Yards Lost	1-3	5-9	EXTRA POINTS	0-0
NET YARDS PASSING	129	282	Kicking	0-0
Sacked - Yards Lost	3-9	1-10	FIELD GOALS	2-3
Gross Yards	138	292	RED ZONE EFF	0-3-0%
ATT-COMP-INT	29-16-1	30-19-1	GOAL TO GO EFF	0-0-0%
Avg. / Play	4.0	9.1	SAFETIES	0-0
KICKOFFS-IN EZ-TB	2-0-0	4-0-0	FINAL SCORE	6
PUNTS No. and Avg	5-39.6	4-40.8	TIME OF POSS	27:41

TENNESSEE												SAN DIEGO											
Rushing	No	Yds	Avg	Lg	TD	Rushing	No	Yds	Avg	Lg	TD												
White	19	69	3.6	13	0	Tomlinson	21	42	2.0	12	1												
Hall	3	14	4.7	11	0	Turner	9	28	3.1	11	0												
Brown	4	13	3.3	5	0	Rivers	2	-2	-1.0	-1	0												
Young	2	12	6.0	9	0																		
Davis	1	11	11.0	11	0	Passing	A	C	Yds	S-L	Lg	Int											
Henry	1	0	0.0	0	0	Rivers	30	19	292	1-10	1	39	1										
Passing	A	C	Yds	S-L	Lg	Int	Receiving	No	Yds	Avg	Lg	TD											
Young	29	16	138	3-9	0	26	1	53.5	Chambers	6	121	20.2	39	0									
									Jackson	5	114	22.8	34	1									
Receiving	No	Yds	Avg	Lg	TD	Tomlinson	3	19	6.3	9	0												
Troupe	3	44	14.7	26	0	Manumaleuna	2	18	9.0	9	0												
Moulds	3	18	6.0	10	0	Gates	2	15	7.5	16	2												
Hartsock	3	16	5.3	6	0	Davis	1	5	5.0	5	0												
Ealy	2	17	8.5	9	0	INT	No	Yds	Avg	Lg	TD												
Davis	1	11	11.0	7	0	Florence	1	10	10.0	10	0												
Gage	1	19	19.0	19	0	Punting	No	Yds	Avg	FC	Lg	TD											
Hall	1	16	16.0	16	0	Scifres	4	163	40.8	37.0	0	2											
White	1	-3	-3.0	-3	0	Sproles	2	12	6.0	2	10												
INT	No	Yds	Avg	Lg	TD	KO Ret	No	Yds	Avg	FC	Lg	TD											
Finnegan	1	0	0.0	0	0	Sproles	2	40	20.0	22	0												
Punting	No	Yds	Avg	FC	Lg	TD	No	Yds	Avg	FC	Lg	TD											
Hentrich	5	198	39.6	37.2	0	0	43	0	43	0	0												
Punt Ret	No	Yds	Avg	FC	Lg	TD																	
Davis	2	15	7.5	1	8	0																	
KO Ret	No	Yds	Avg	Lg	TD																		
Henry	4	71	17.8	21	0																		

**2007 AFC DIVISIONAL PLAYOFFS**  
**SAN DIEGO CHARGERS 28, INDIANAPOLIS COLTS 24**  
**SUNDAY, JAN. 13, 2008 - RCA DOME (INDIANAPOLIS, IND.)**



The Chargers advanced to AFC Championship game in New England with 28-24 win in final-ever game at RCA Dome. Contest included multiple lead changes that were sparked by handful of reserves who were forced into action after key starters were sidelined with injuries. Down 7-0, Philip Rivers threw interception and Colts drove to Chargers' 17-yard line, but Antonio Cromartie forced fumble by Marvin Harrison to end threat. Chargers capitalized, tying game on touchdown pass from Rivers to Vincent Jackson. Late in second quarter, Cromartie snagged his second takeaway when slightly overthrown Peyton Manning pass went off Reggie Wayne's fingertips. Cromartie returned interception 89 yards for what appeared to be go-ahead score, but holding call during return brought play back to midfield and teams went to locker room with Indy up 10-7. Chargers scored on their opening possession of second half and took their first lead at 14-10. Indianapolis then drove to Chargers' four, but rookie safety Eric Weddle intercepted pass intended for Kenton Keith. On last play of third quarter, Rivers tossed his third touchdown pass of day, short screen that Darren Sproles took 56 yards to house, but euphoria of 21-17 lead was temporarily dampened as Rivers left game with sprained right knee suffered on play. With Rivers out, LaDainian Tomlinson also battling sore knee and Colts retaking lead 24-21, backups Billy Volek and Michael Turner were called on to carry load. And they delivered with Volek giving Chargers lead one final time on one-yard quarterback sneak with 4:54 remaining. Colts had two late tries to reclaim lead, but Bolts defense buckled down with two stops on downs, including one at Chargers' seven yard line and another that started far down field thanks to 66-yard punt by Mike Scifres as Chargers held on for victory.

Score by Quarters	Q1	Q2	Q3	Q4	Total
San Diego Chargers	0	7	14	7	28
Indianapolis Colts	7	3	7	7	24

TM	Qtr	Time	Play Description (PAT & Drive)	SD	IND
IND	1	9:13	Clark 25 yd pass from Manning (Vinatieri kick) (9-76, 5:47)	0	7
SD	2	8:38	Jackson 14 yd pass from Rivers (Kaeding kick) (10-78, 7:16)	7	7
IND	2	5:10	Vinatieri 46 yd Field Goal (8-44, 3:28)	7	10
SD	3	11:33	Chambers 30 yd pass from Rivers (Kaeding kick) (6-83, 3:27)	14	10
IND	3	2:53	Wayne 9 yd pass from Manning (Vinatieri kick) (5-50, 3:02)	14	17
SD	3	0:00	Sproles 56 yd pass from Rivers (Kaeding kick) (5-74, 2:53)	21	17
IND	4	10:07	Gonzalez 55 yd pass from Manning (Vinatieri kick) (5-56, 0:43)	21	24
SD	4	4:50	Volek 1 yd (Kaeding kick) (8-78, 5:17)	28	24

Attendance - 56,950

Team Statistics	SD	IND	SD	IND
TOTAL FIRST DOWNS	29	20	Blocked	0
Rushing	4	4	FGs - PATs Blocked	0-0
Passing	21	14	Net Punting Avg.	49.0
Penalty	4	2	TOTAL RETURN YARDS	47
3RD DOWN EFF	3-11-27%	6-10-60%	Punt Returns	3-46
4TH DOWN EFF	2-4-50%	0-0-0%	Kickoff Returns	5-29
TOTAL NET YARDS	446	311	Interception Returns	1-1
Total Plays	66	53	PENALTIES No. and Yds	5-54
Average / Play	6.8	7.8	FUMBLES No. and Lost	1-1
NET YARDS RUSHING	44	99	TOUCHDOWNS	3
Total Plays	18	30	Rushing	0
Average / Play	2.4	3.3	Passing	3
TFLS - Yards Lost	3-9	0-0	EXTRA POINTS	3-3
NET YARDS PASSING	402	312	Kicking	3-3
Sacked - Yards Lost	0-0	0-0	FIELD GOALS	1-1
Gross yards passing	402	312	RED ZONE EFF	1-3-33%
ATT-COMP-INT	48-35-2	23-17-1	GOAL TO GO EFF	1-2-50%
Avg. / Play	8.4	13.6	SAFETIES	0
KICKOFFS-IN EZ-TB	5-5-1	5-2-0	FINAL SCORE	24
PUNTS No. and Avg	1-49.0	3-59.0	TIME OF POSS	30:21

SAN DIEGO												INDIANAPOLIS											
Rushing	No	Yds	Avg	Lg	TD	Rushing	No	Yds	Avg	Lg	TD												
Turner	17	71	4.2	19	0	Addai	13	43	3.3	10	0												
Tomlinson	7	28	4.0	8	0	Keith	4	7	1.8	5	0												
Sproles	1	1	1.0	1	0	Manning	1	-6	-6.0	-6	0												
Rivers	2	0	0.0	1	0																		
Volek	3	-1	-0.3	1	1	Passing	A	C	Yds	S-L	Lg	Int											
Passing	A	C	Yds	S-L	Lg	Int	Manning	48	33	402	0-0	3											
Rivers	19	14	264	0-0	3	56t	1	113.2	Receiving	No	Yds	Avg	Lg	TD									
Volek	4	3	48	0-0	2	7	0	0	Addai	9	67	7.4	22	0									
									Wayne	7	76	10.9	21	1									
Receiving	No	Yds	Avg	Lg	TD	Clark	6	95	15.8	25	1												
Jackson	7	93	13.3	21	1	Gonzalez	4	79	19.8	55	1												
Chambers	3	67	22.3	30t	1	Harrison	2	27	13.5	17	0												
Gates	2	28	14.0	23	0	Keith	2	25	11.5	18	0												
Sproles	1	56	56.0	56t	1	Utchc	1	20	20.0	20	0												
Naane	1	27	27.0	27	0	Aromashodu	1	15	13.0	15	0												
Tomlinson	1	20	20.0	20	0	Fletcher	1	2	2.0	2	0												
Davis	1	18	18.0	18	0	INT	No	Yds	Avg	Lg	TD												
Manumaleuna	1	3	3.0	3	0	Hayden	1	1	1.0	1	0												
INT	No	Yds	Avg	Lg	TD	Punting	No	Yds	Avg	FC	Lg	TD											
Cromartie	1	30	30.0	30	0	Scifres	3	177	59.0	43.7	0	66											
Weddle	1	0	0.0	0	0	Rushing	3	46	15.3	0	22												
Punting	No	Yds	Avg	FC	Lg	TD	Punt Ret	No	Yds	Avg	FC	Lg	TD										
Scifres	3	177	59.0	43.7	0	0	66	0	66	0	0												
KO Ret	No	Yds	Avg	Lg	TD																		
Sproles	4	99	24.8	30	0	Rushing	5	129	25.8	37	0												
Cromartie	0	4	0.0	4	0																		

**COMMUNITY**  
**FRONT OFFICE**  
**VETERANS**  
**DRAFT PICKS & FREE AGENTS**  
**2022 IN REVIEW**  
**POSTSEASON HISTORY**  
**GENERAL INFORMATION**

**2007 AFC CHAMPIONSHIP GAME**

**NEW ENGLAND PATRIOTS 21, SAN DIEGO CHARGERS 12**  
**SUNDAY, JAN. 20, 2008 - GILLETTE STADIUM (FOXBOROUGH, MASS.)**



Despite playing with torn ACL in his right knee, Philip Rivers started and played entire game. Contest was played in subfreezing weather with kickoff temperature of 23 degrees and wind-chill factor of nine degrees. Chargers were doomed by their inability to score touchdowns inside red zone, instead settling for four Nate Kaeding field goals. NFL rushing champion LaDainian Tomlinson, who was suffering from strained MCL in his left knee, tried to go, but was unable to complete game. Chargers struck first following Tom Brady interception. Chargers were also hurt by turnovers as second-quarter interception thrown by Rivers resulted in TD and 14-6 lead for Pats. Chargers made another run at Patriots in third quarter, intercepting Brady on opening drive. It would lead to one of game's most critical plays. After turnover, Chargers drove to New England's four, but on 3rd-and-1, Michael Turner was tackled for two-yard loss by former Bolt Junior Seau and Chargers had to settle for another field goal. New England made Chargers pay three series later as Wes Welker caught six-yard pass from Brady and Patriots extended their lead to 21-12. After San Diego punt, New England took ball with 9:13 to play in fourth quarter and killed entire clock, overcoming 2nd-and-18 early in drive. With win, Patriots advanced to Super Bowl XLII to face New York Giants.



The San Diego Chargers' miracle season of 2008 stayed alive as Bolts rallied from 17-14 fourth quarter deficit behind outstanding defensive effort and legs of Darren Sproles to defeat Indianapolis Colts, 23-17, in overtime in Saturday night home playoff game at Qualcomm Stadium. After trailing 7-0 and 10-7, Chargers rallied and led 14-10 at half. In third quarter, Colts caught Chargers off-guard while substituting defenders and made them pay with 72-yard TD pass from Peyton Manning to Reggie Wayne. San Diego's defense settled down though and did not allow Colts any more points. Key defensive stand late in fourth quarter, fueled by Tim Dobbins' sack of Manning at Colts' one-yard line, allowed offense time for one final drive in regulation. Philip Rivers drove Bolts to Colts' eight-yard line and Nate Kaeding's field goal from 26 yards out tied game with 31 seconds left. San Diego won coin toss in overtime and Rivers led offense on 11-play, 75-yard march that ended with 22-yard touchdown run by Sproles to win game in overtime. Sproles finished night with 328 all-purpose yards, third-most ever by player in NFL playoff game. Dobbins' sack that enabled Bolts to begin comeback was first of his career.

**Score by Quarters**

	Q1	Q2	Q3	Q4	Total
San Diego Chargers	3	6	3	0	12
New England Patriots	0	14	0	7	21

SD	Qtr	Time	Play Description (PAT & Drive)	SAN	NE
SD	1	2:55	Kaeding 26 yd Field Goal (7-32, 2:12)	3	0
NE	2	13:48	Maroney 1 yd run (Gostkowski kick) (10-65, 4:07)	3	7
SD	2	9:14	Kaeding 23 yd Field Goal (9-65, 4:34)	6	7
NE	2	3:51	Gaffney 12 pass from Brady (Gostkowski kick) (2-24, 0:45)	6	14
SD	2	0:08	Kaeding 40 yd Field Goal (8-43, 1:38)	9	14
SD	3	8:36	Kaeding 24 yd Field Goal (6-43, 3:56)	12	14
NE	4	12:15	Welker 6 yd pass from Brady (Gostkowski kick) [8-67, 4:17]	12	21

Attendance — 68,756

**Team Statistics**

	SD	NE	SD	NE
<b>TOTAL FIRST DOWNS</b>	17	25	Blocked	0
Rushing	4	13	Fgs - PATs Blocked	0-0
Passing	12	11	Net Punting Avg.	34.0
Penalty	1	1	<b>TOTAL RETURN YARDS</b>	114
3RD DOWN EFF	3-12-25%	7-13-54%	Punt Returns	3-16
4TH DOWN EFF	0-0-0%	0-0-0%	Kickoff Returns	4-84
<b>TOTAL NET YARDS</b>	31	347	Interception Returns	3-14
Total Plays	60	66	PENALTIES No. and Yds	1-5
Average / Play	5.2	5.3	FUMBLES No. and Lost	1-0
<b>NET YARDS RUSHING</b>	104	149	<b>TOUCHDOWNS</b>	0
Total Plays	22	31	Rushing	0
Average / Play	4.7	4.8	Passing	0
TFLS - Yards Lost	1-2	1-1	EXTRA POINTS	0-0
<b>NET YARDS PASSING</b>	207	198	Kicking	0-0
Sacked-Yards Lost	1-4	2-11	FIELD GOALS	4-4
Goals-Yards	211	209	RED ZONE EFF	3-3
<b>ATT-COMP-INT</b>	37-29	33-22	GOAL TO GO EFF	0-2
Avg / Play	5.4	5.7	SAFETIES	0
<b>KICKOFFS-IN EZ-TB</b>	5-0	4-1	<b>FINAL SCORE</b>	12
PUNTS No. and Avg	5-38.0	4-40.0	TIME OF POSSE	26:40

**SAN DIEGO**

Rushing	No	Yds	Avg	Lg	TD			
Turner	17	65	3.8	12	0			
Sproles	3	34	11.3	26	0			
Tomlinson	2	5	2.5	3	0			
<b>Passing</b>	<b>A</b>	<b>C</b>	<b>Yds</b>	<b>S-L</b>	<b>TD</b>	<b>Lg</b>	<b>INT</b>	<b>Rt</b>
Rivers	37	19	211	1-4	0	21	2	46.1


**NEW ENGLAND**

Rushing	No	Yds	Avg	Lg	TD			
Maroney	25	122	4.9	20	1			
Moss	1	14	14.0	14	0			
Faulk	1	8	8.0	8	0			
Evans	2	7	3.5	4	0			
Brady	2	-2	-1.0	-1	0			
<b>Passing</b>	<b>A</b>	<b>C</b>	<b>Yds</b>	<b>S-L</b>	<b>TD</b>	<b>Lg</b>	<b>INT</b>	<b>Rt</b>
Brady	33	22	209	2-11	2	18	3	66.4

INT	No	Yds	Avg	Lg	TD		
Florence	1	7	7.0	7	0		
Cromarty	1	7	7.0	7	0		
Jammer	1	0	0.0	0	0		
<b>Punting</b>	<b>No</b>	<b>Yds</b>	<b>Avg</b>	<b>Net</b>	<b>TB</b>	<b>I20</b>	<b>Lg</b>
Scifres	5	190	38.0	34.0	1	2	49
<b>Punt Ret</b>	<b>No</b>	<b>Yds</b>	<b>Avg</b>	<b>FC</b>	<b>Lg</b>	<b>TD</b>	
Sproles	3	16	5.3	0	13	0	
<b>CO Ret</b>	<b>No</b>	<b>Yds</b>	<b>Avg</b>	<b>Lg</b>	<b>TD</b>		
Sproles	4	84	21.0	23	0		
<b>Punt Ret</b>	<b>No</b>	<b>Yds</b>	<b>Avg</b>	<b>FC</b>	<b>Lg</b>	<b>TD</b>	
Welker	0	0	0.0	1	0	0	
Faulk	0	0	0.0	2	0	0	
<b>CO Ret</b>	<b>No</b>	<b>Yds</b>	<b>Avg</b>	<b>Lg</b>	<b>TD</b>		
Maroney	2	43	21.5	22	0		
Hobbs	2	39	19.5	24	0		

**2008 AFC WILD CARD PLAYOFFS**

**SAN DIEGO CHARGERS 23, INDIANAPOLIS COLTS 17 (OT)**  
**SATURDAY, JAN. 3, 2009 - QUALCOMM STADIUM (SAN DIEGO, CALIF.)**



The San Diego Chargers' miracle season of 2008 stayed alive as Bolts rallied from 17-14 fourth quarter deficit behind outstanding defensive effort and legs of Darren Sproles to defeat Indianapolis Colts, 23-17, in overtime in Saturday night home playoff game at Qualcomm Stadium. After trailing 7-0 and 10-7, Chargers rallied and led 14-10 at half. In third quarter, Colts caught Chargers off-guard while substituting defenders and made them pay with 72-yard TD pass from Peyton Manning to Reggie Wayne. San Diego's defense settled down though and did not allow Colts any more points. Key defensive stand late in fourth quarter, fueled by Tim Dobbins' sack of Manning at Colts' one-yard line, allowed offense time for one final drive in regulation. Philip Rivers drove Bolts to Colts' eight-yard line and Nate Kaeding's field goal from 26 yards out tied game with 31 seconds left. San Diego won coin toss in overtime and Rivers led offense on 11-play, 75-yard march that ended with 22-yard touchdown run by Sproles to win game in overtime. Sproles finished night with 328 all-purpose yards, third-most ever by player in NFL playoff game. Dobbins' sack that enabled Bolts to begin comeback was first of his career.

**Score by Quarters**

	Q1	Q2	Q3	Q4	OT	Total
Indianapolis Colts	7	3	7	0	0	17
San Diego Chargers	0	14	0	3	6	23

TM	Qtr	Time	Play Description (PAT & Drive)	IND	SD
IND	1	2:59	Addai 1 yd run (Vinatieri kick) (9-81, 5:02)	7	0
SD	2	10:15	Tomlinson 3 yd run (Kaeding kick) (4-44, 2:18)	7	7
IND	2	6:46	Vinatieri 43 yd Field Goal (8-42, 3:29)	10	7
SD	2	0:42	Sproles 9 yd run (Kaeding kick) (6-45, 2:19)	10	14
IND	3	8:10	Wayne 72 yd pass from Manning (Vinatieri kick) (5-91, 1:32)	17	14
SD	4	0:31	Kaeding 26 yd Field Goal (7-30, 1:17)	17	17
SD	5	8:40	Sproles 22 yd run (10-75, 6:20) (10-75, 6:20)	17	23

Attendance — 68,082

**Team Statistics**

	IND	SD	Blocked	IND	SD
<b>TOTAL FIRST DOWNS</b>	17	26		0	0
Rushing	5	11	Fgs - PATs Blocked	0-0	0-0
Passing	11	12	Net Punting Avg.	31.5	51.7
Penalty	1	3	<b>TOTAL RETURN YARDS</b>	105	178
3RD DOWN EFF	6-15-40%	6-14-43%	Punt Returns	2-6	3-7
4TH DOWN EFF	0-1-0%	1-1-100%	Kickoff Returns	4-63	4-102
<b>TOTAL NET YARDS</b>	366	357	Interception Returns	1-36	0-0
Total Plays	65	73	PENALTIES No. and Yds	9-74	3-40
Average / Play	5.6	4.9	FUMBLES No. and Lost	0-0	1-1
<b>NET YARDS RUSHING</b>	64	167	<b>TOUCHDOWNS</b>	2	3
Total Plays	22	33	Rushing	1	3
Average / Play	2.9	5.1	Passing	1	0
TFLS - Yards Lost	1-1	3-5	EXTRA POINTS	2-2	2-2
<b>NET YARDS PASSING</b>	302	190	Kicking	2-2	2-2
Sacked - Yards Lost	1-8	4-27	<b>FIELD GOALS</b>	1-1	1-1
Gross Yards	310	217	RED ZONE EFF	1-100%	2-4-50%
<b>ATT-COMP-INT</b>	42-25-0	36-20-1	GOAL TO GO EFF	1-100%	2-3-67%
Avg / Play	7.0	4.8	SAFETIES	0	0
<b>KICKOFFS-IN EZ-TB</b>	5-3	4-0	<b>FINAL SCORE</b>	17	23
PUNTS No. and Avg	6-46.8	6-52.7	TIME OF POSSE	29:11	37:09

**INDIANAPOLIS**

Rushing	No	Yds	Avg	Lg	TD			
Addai	16	44	2.8	11	1			
Rhodes	4	12	3.0	5	0			
Clark	1	9	9.0	9	0			
Manning	1	-1	-1.0	-1	0			
<b>Passing</b>	<b>A</b>	<b>C</b>	<b>Yds</b>	<b>S-L</b>	<b>TD</b>	<b>Lg</b>	<b>INT</b>	<b>Rt</b>
Manning	42	25	310	1-8	1	72t	0	90.4

**SAN DIEGO**

Rushing	No	Yds	Avg	Lg	TD			
Sproles	22	105	4.8	22t	2			
Tomlinson	5	25	5.0	13	1			
Bennett	4	24	6.0	14	0			
Rivers	2	13	6.5	12	0			
<b>Passing</b>	<b>A</b>	<b>C</b>	<b>Yds</b>	<b>S-L</b>	<b>TD</b>	<b>Lg</b>	<b>INT</b>	<b>Rt</b>
Rivers	36	20	217	4-27	0	30	1	61.9

INT	No	Yds	Avg	Lg	TD		
Betha	1	36	36.0	36	0		
<b>Punting</b>	<b>No</b>	<b>Yds</b>	<b>Avg</b>	<b>Net</b>	<b>TB</b>	<b>I20</b>	<b>Lg</b>
Scifres	6	281	46.8	31.5	1	0	63
<b>Punt Ret</b>	<b>No</b>	<b>Yds</b>	<b>Avg</b>	<b>FC</b>	<b>Lg</b>	<b>TD</b>	
Sproles	3	72	24.0	0	28	0	
<b>CO Ret</b>	<b>No</b>	<b>Yds</b>	<b>Avg</b>	<b>Lg</b>	<b>TD</b>		
Simpson	3	50	16.7	24	0		
Reid	1	13	13.0	13	0		



**2008 AFC DIVISIONAL PLAYOFFS**  
**PITTSBURGH STEELERS 35, SAN DIEGO CHARGERS 24**  
**SUNDAY, JAN. 11, 2009 - HEINZ FIELD (PITTSBURGH, PA.)**



The Chargers' run through AFC playoffs came to abrupt end in Pittsburgh as Steelers dealt Chargers 35-24 setback on cold and snowy day in Steel City. Chargers staked out to early lead on long touchdown catch by Vincent Jackson and led or were tied for most of first half, but game's momentum changed right before and right after halftime. Down 10-7, Pittsburgh drove 66 yards for touchdown just before halftime, giving them their first lead of night at 14-10. Steelers got ball first coming out of locker room and drove 77 yards for another score that extended lead to 21-10. Darren Sproles' 63-yard kickoff return gave ball to Chargers at Pittsburgh's 23-yard line, but Philip Rivers' first-down pass was tipped and intercepted by Steelers. Though replays showed ball appeared to hit ground, play withstood instant replay challenge and Pittsburgh maintained possession. Chargers' defense held and forced punt, but punt inadvertently hit unknowing Eric Weddle and Steelers recovered and took over at Chargers' 23. Again Chargers defense would hold, stopping Pittsburgh on downs at one point, but with Bolts offense unable to get out of shadow of its own goal line, Steelers got ball again in San Diego territory and 49 yards later, Steelers scored to take 28-10 lead. San Diego managed par of late touchdowns, including 62-yarder by Sproles, who finished game with 274 all-purpose yards, but Pittsburgh held Bolts at bay and held on for win.

Score by Quarters	Q1	Q2	Q3	Q4	Total
San Diego Chargers	7	3	0	14	24
Pittsburgh Steelers	7	7	7	14	35

Tm	Qtr	Time	Play Description (PAT & Drive)	SD	PIT
SD	1	12:59	Jackson 41 yd pass from Rivers (Kaeding Kick) (4-75, 2:01)	7	0
PIT	1	7:41	Holmes 67 yd punt return (Reed Kick)	7	7
SD	2	1:56	Kaeding 42 yd Field Goal (7-20, 3:09)	10	7
PIT	2	0:40	Parker 3 yd run (Reed Kick) (7-66, 1:16)	10	14
PIT	3	7:04	Miller 8 yd pass from Roethlisberger (Reed Kick) (13-77, 7:56)	10	21
PIT	4	12:52	Russell 1 yd run (Reed Kick) (2-49, 0:40)	10	28
SD	4	9:09	Naaanee 4 yd pass from Rivers (Kaeding Kick) (10-73, 3:43)	17	28
PIT	4	4:11	Parker 16 yd run (Reed Kick) (9-73, 4:58)	17	35
SD	4	1:53	Sproles 62 yd pass from Rivers (Kaeding Kick) (4-79, 0:50)	24	35

Attendance - 63,899

Team Statistics	SD	PIT	SD	PIT
TOTAL FIRST DOWNS	15	22	Blocked	0
Rushing	1	12	FGs - PATs Blocked	0-0
Passing	13	8	Net Punting Avg.	35.0 38.6
Penalty	1	2	TOTAL RETURN YARDS	175 136
3RD DOWN EFF	5-12-42%	6-14-43%	Punt Returns	3-4 2-73
4TH DOWN EFF	0-0-0%	0-2-0%	Kickoff Returns	6-171 4-653
TOTAL NET YARDS	290	342	Interception Returns	0-0 1-10
Total Plays	50	70	PENALTIES No. and Yds	8-104 7-44
Average / Play	5.8	4.9	FUMBLES No. and Lost	1-1 0-0
NET YARDS RUSHING	15	165	TOUCHDOWNS	3 5
Total Plays	11	42	Rushing	0 3
Average / Play	1.4	3.9	Passing	3 1
TFLs - Yards Lost	2-6	3-6	Punt Returns	0 1
NET YARDS PASSING	275	177	EXTRA POINTS	3-3 5-5
Sacked - Yards Lost	4-33	1-4	Kicking	3-3 5-5
Gross yards	308	181	FIELD GOALS	1-1 0-0
ATT-COMP-INT	35-21-7	27-10-3	RED ZONE EFF	11-100% 4-5-80%
Avg / Play	7.1	6.3	GOAL TO GO EFF	11-100% 2-3-67%
KICKOFFS-in EZ-TB	5-0-0	6-1-0	FINAL SCORE	24 35
PUNTS No. and Avg.	6-47.2	5-43.4	TIME OF POSS	23:50 36:30

SAN DIEGO					PITTSBURGH						
Rushing	No	Yds	Avg	Lg	TD	Rushing	No	Yds	Avg	Lg	TD
Sproles	11	15	1.4	8	0	Parker	27	146	5.4	27	2
						Moore	3	13	4.3	5	0
<b>Passing</b>	<b>A</b>	<b>C</b>	<b>Yds</b>	<b>S-L</b>	<b>TD</b>	<b>Lg</b>	<b>INT</b>	<b>Rt</b>			
Rivers	35	21	308	4-33	3	62t	1	105t	4	4	0

Receiving	No	Yds	Avg	Lg	TD	Receiving	No	Yds	Avg	Lg	TD
Sproles	5	91	18.2	62t	4	Leftwich	4	-2	-0.5	2	0
Gates	5	59	11.8	21	0	Clark	1	-4	-4.0	-4	0
Chambers	4	72	18.0	25	0	<b>Passing</b>	<b>A</b>	<b>C</b>	<b>Yds</b>	<b>S-L</b>	<b>TD</b>
Jackson	2	49	24.5	41t	1	Roethlisberger	26	17	181	1-4	1
Hester	2	13	6.5	11	0	Leftwich	1	0	0-0	0	0
Manumaleuna	1	14	14.0	14	0						
Bennett	1	6	6.0	6	0	<b>Receiving</b>	<b>No</b>	<b>Yds</b>	<b>Avg</b>	<b>Lg</b>	<b>TD</b>
Naaanee	1	4	4.0	4t	1	Ward	4	70	17.5	41	0
						Miller	3	37	12.3	18	1

INT	No	Yds	Avg	Lg	TD	INT	No	Yds	Avg	Lg	TD
None	0	0	0.0	0	0	Washington	3	30	10.0	18	0
						Davis	3	7	2.3	6	0

**2009 AFC DIVISIONAL PLAYOFFS**  
**NEW YORK JETS 17, SAN DIEGO CHARGERS 14**  
**SUNDAY, JAN. 17, 2010 - QUALCOMM STADIUM (SAN DIEGO, CALIF.)**



The No. 5 seed New York Jets upset No. 2 seed Chargers. San Diego's defense opened game with four straight three-and-outs, not allowing Jets first down until 8:11 remained in second quarter. Stephen Cooper set up Chargers' first touchdown of game, forcing three-and-out with four-yard tackle for loss on 3rd-and-4. On ensuing drive, Kris Wilson caught 13-yard touchdown pass for 7-0 lead. Antonio Gates held up TD with brilliant one-handed 23-yard reception to 16. Quentin Jammer had solid afternoon, breaking up third-down pass in second quarter to force punt and intercepting another in third quarter. Paul Oliver provided pressure and hit on Jets' quarterback Mark Sanchez on interception and Steve Gregory, in coverage, tipped pass that Jammer picked off. Jason Hester got his hand on late fourth-quarter punt by Jets, contributing to just 26-yard punt. On ensuing possession, Philip Rivers scored TD on one-yard sneak with 2:20 left. Vincent Jackson, who had game-high 113 yards receiving, set up Rivers TD with 12-yard catch to one on 3rd-and-7.

Score by Quarters	Q1	Q2	Q3	Q4	Total
New York Jets	0	0	3	14	17
San Diego Chargers	0	7	0	7	14

Tm	Qtr	Time	Play Description (PAT & Drive)	NYJ	SD
SD	2	12:17	Wilson 13 yd pass from Rivers (Kaeding Kick) (4-69,1:56)	0	7
NYJ	3	10:45	Feely 46 yd Field Goal (8-32, 4:15)	3	7
NYJ	4	13:35	Keller 2 yd pass from Sanchez (Feely Kick) (4-16, 1:27)	10	7
NYJ	4	7:17	Greene 53 yd run (Feely Kick) (4-66, 2:10)	17	7
SD	4	2:14	Rivers 1 yd run (Kaeding Kick) (7-63, 1:22)	17	14

Attendance - 69,498

Team Statistics	NYJ	SD	NYJ	SD
TOTAL FIRST DOWNS	14	18	Blocked	0
Rushing	6	2	FGs - PATs Blocked	0-0 0-0
Passing	6	15	Net Punting Avg.	35.9 43.8
Penalty	2	1	TOTAL RETURN YARDS	96 99
3RD DOWN EFF	6-16-38%	4-13-31%	Punt Returns	3-34 3-3
4TH DOWN EFF	1-1-100%	0-0-0%	Kickoff Returns	2-45 4-72
TOTAL NET YARDS	262	344	Interception Returns	2-17 1-24
Total Plays	63	60	PENALTIES No. and Yds	5-37 10-87
Average / Play	4.2	5.7	FUMBLES No. and Lost	0-0 3-0
NET YARDS RUSHING	169	61	TOUCHDOWNS	2 2
Total Plays	39	18	Rushing	1 1
Average / Play	4.3	3.4	Passing	1 1
TFLs - Yards Lost	3-9	1-1	EXTRA POINTS	2-2 2-2
NET YARDS PASSING	93	283	Kicking	2-2 2-2
Sacked - Yards Lost	1-7	2-15	FIELD GOALS	1-1 0-3
Gross Yards	100	298	RED ZONE EFF	11-100% 2-3-67%
ATT-COMP-INT	23-12-1	40-27-2	GOAL TO GO EFF	11-100% 1-100%
Avg / Play	3.9	6.7	SAFETIES	0 0
KICKOFFS-in EZ-TB	4-0-0	3-0-0	FINAL SCORE	17 14
PUNTS No. and Avg	8-38.8	6-49.5	TIME OF POSS	31:31 28:29

NEW YORK JETS					SAN DIEGO						
Rushing	No	Yds	Avg	Lg	TD	Rushing	No	Yds	Avg	Lg	TD
Greene	23	128	5.6	53t	1	Sproles	3	33	11.0	22	0
Jones	14	41	2.9	8	0	Tomlinson	12	24	2.0	5	0
Cotchery	1	1	1.0	1	0	Rivers	3	4	1.3	3	1
Sanchez	1	-1	-1.0	-1	0						

Passing	A	C	Yds	S-L	TD	Lg	INT	Rt	Passing	A	C	Yds	S-L	TD	Lg	INT	Rt
Sanchez	23	12	100	1-7	1	21	1	60t	Rivers	40	27	298	2-15	1	37	2	76.9

Receiving	No	Yds	Avg	Lg	TD	Receiving	No	Yds	Avg	Lg	TD
Cotchery	3	25	8.3	15	0	Gates	8	93	11.6	23	0
Keller	3	19	6.3	13	1	Sproles	3	30	10.0	19	0
Edwards	2	41	20.5	21	0	Floyd	3	30	10.0	19	0
Richardson	2	12	6.0	8	0	Tomlinson	3	0	0.0	3	0
Greene	1	4	4.0	4	0	Hester	1	15	15.0	15	0
Woodhead	1	-1	-1.0	-1	0	Wilson	1	13	13.0	13t	1
						Tolbert	1	6	6.0	6	0

INT	No	Yds	Avg	Lg	TD	INT	No	Yds	Avg	Lg	TD
Leonhard	1	11	11.0	11	0	INT	No <th>Yds</th> <th>Avg</th> <th>Lg</th> <th>TD</th>	Yds	Avg	Lg	TD
Revis	1	6	6.0	6	0	Jammer	1	24	24.0	24	0

Punting	No	Yds	Avg	Net	TB	I20	Lg	Punting	No	Yds	Avg	Net	TB	I20	Lg
Weatherford	8	310	38.8	35.9	1	2	51	Scifres	6	297	49.5	43.8	0	3	60

Punt Ret	No	Yds	Avg	FC	Lg	TD	Punt Ret	No	Yds	Avg	FC	Lg	TD
Cotchery	3	34	11.3	2	25	0	Sproles	2	44	22.0	17	3	0
							Cromartie	1	0	0.0	0	0	0

KO Ret	No	Yds	Avg	Lg	TD	KO Ret	No	Yds	Avg	Lg	TD
Smith	2	45	22.5	36	0	Sproles	2	44	22.0	27	0
						Manumaleuna	1	17	17.0	17	0
						Cromartie	1	11	11.0	11	0

COMMUNITY  
 FRONT OFFICE  
 VETERANS  
 DRAFT PICKS & FREE AGENTS  
 2022 IN REVIEW  
 POSTSEASON HISTORY  
 GENERAL INFORMATION

2013 AFC WILD CARD PLAYOFFS
SAN DIEGO CHARGERS 27, CINCINNATI BENGALS 10
SUNDAY, JAN. 5, 2014 - PAUL BROWN STADIUM (CINCINNATI, OHIO)



The Chargers defeated the Cincinnati Bengals, 27-10, in the AFC Wild Card Playoffs at Paul Brown Stadium for their first postseason victory since Jan. 2009.

Score by Quarters table with columns: Score by Quarters, Q1, Q2, Q3, Q4, Total

Team Statistics table with columns: Team Statistics, SD, CIN, SD, CIN

Player Statistics table with columns: Player, SD, CIN, SD, CIN

2013 AFC DIVISIONAL PLAYOFFS
DENVER BRONCOS 24, SAN DIEGO CHARGERS 17
SUNDAY, JAN. 12, 2014 - SPORTS AUTHORITY FIELD (DENVER, COLO.)



The Chargers' storybook season came to an end on Jan. 12 in the AFC Divisional Playoffs at Denver's Sports Authority Field as the Broncos defeated the Bolts, 24-17, to eliminate San Diego from the AFC Playoffs.

Score by Quarters table with columns: Score by Quarters, Q1, Q2, Q3, Q4, Total

Team Statistics table with columns: Team Statistics, SD, DEN, SD, DEN

Player Statistics table with columns: Player, SD, DEN, SD, DEN

San Diego and Denver player statistics tables with columns: Player, No, Yds, Avg, Lg, TD

**2018 AFC WILD CARD PLAYOFFS**  
**LOS ANGELES CHARGERS 23, BALTIMORE RAVENS 17**  
**SUNDAY, JAN. 6, 2019 - MGT BANK STADIUM (BALTIMORE, MD.)**



The Threes and D. That's what the Los Angeles Chargers used to defeat the Baltimore Ravens 23 in Sunday's AFC Wild Card Round from M&T Bank Stadium. Rookie kicker Michael Badgley converted on five field goals, while Los Angeles' defense forced two turnovers, sacked quarterback Lamar Jackson seven times and held Baltimore to 229 yards of total offense — the fewest allowed in postseason team history. Badgley set a single-game postseason team record for made field goals and points. Chargers Defensive Coordinator Gus Bradley featured seven defensive backs on the field for much of the game. Later in the quarter, the rookie kicker converted from 53 yards out to increase the Chargers' lead to 6-0. Badgley added his third field goal in the second quarter, a 40-yarder off a Phillips interception of Jackson. His fourth was a 34-yarder as time expired in the second quarter to put Los Angeles up 12-0 at halftime.

**Score by Quarters**

	Q1	Q2	Q3	Q4	Total
Los Angeles Chargers	6	6	0	11	23
Baltimore Ravens	0	0	3	14	17

**Tm Qtr Time Play Description (PAT & Drive) LAC BAL**

LAC	1	6:59	Badgley 21 yd. Field Goal (5-12, 2:36)	3	0
LAC	1	1:08	Badgley 53 yd. Field Goal (4-7, 2:13)	6	0
LAC	2	3:22	Badgley 40 yd. Field Goal (12-37, 5:29)	9	0
LAC	2	0:00	Badgley 34 yd. Field Goal (12-58, 1:48)	12	0
BAL	3	8:30	Tucker 33 yd. Field Goal (4-6, 1:56)	12	3
LAC	4	14:44	Gordon 1 yd. run (Rivers-M Williams pass) (10-60, 4:38)	20	3
LAC	4	9:09	Badgley 47 yd. Field Goal (7-16, 4:00)	23	3
BAL	4	6:33	Crabtree 31 yd. pass from Jackson (Tucker kick) (8-75, 2:36)	23	10
BAL	4	1:59	Crabtree 7 yd. pass from Jackson (Tucker kick) (12-80, 2:48)	23	17

Attendance — 70,432

**Team Statistics**

	LAC	BAL	LAC	BAL
TOTAL FIRST DOWNS	14	11	Blocked	0
Rushing	3	4	FGs - PATs Blocked	1-0
Passing	8	7	Net Punting Avg.	31.4
Penalty	3	0	TOTAL RETURN YARDS	124
3RD DOWN EFF	6-17-35%	5-15-33%	Punt Returns	4-46
4TH DOWN EFF	1-1-100%	2-2-100%	Kickoff Returns	2-78
TOTAL NET YARDS	243	229	Interception Returns	1-0
Total Plays	66	59	PENALTIES No. and Yds.	5-35
Average / play	3.7	3.9	FUMBLES No. and Lost	1-1
NET YARDS RUSHING	89	90	TOUCHDOWNS	1
Total Plays	33	23	Rushing	1
Average / play	2.7	3.9	Passing	0
TFLs - Yards Lost	4-9	2-2	EXTRA POINTS	1-1
NET YARDS PASSING	154	139	Kicking	0-0
Sacked - Yards Lost	1-6	7-55	FIELD GOALS	5-6
Gross yards	160	194	RED ZONE EFF	1-3-33%
ATT-COMP-INT	32-22-0	49-14-1	GOAL TO GO EFF	2-3-67%
Avg / Play	4.7	3.1	SAFETIES	0
KICKOFFS-IN EZ-TB	6-0-0	4-1-1	FINAL SCORE	23
PUNTS No. and Avg.	5-35.4	6-44.7	TIME OF POSS	33:40

**LOS ANGELES CHARGERS** **BALTIMORE**

**Rushing**

No	Yds	Avg	Lg	TD	Rushing	No	Yds	Avg	Lg	TD
Gordon	17	40	2.4	14	1	Jackson	9	54	6.0	17
Ekeler	11	29	2.6	7	0	Edwards	8	23	2.9	5
Rivers	3	15	5.0	9	0	Dixon	6	13	2.2	4
Jackson	2	5	2.5	4	0					

**Passing**

A	C	Yds	S-L	TD	Lg	INT	Rt	Jackson	29	14	194	7-11	23	1	78.8
Rivers	32	22	160	1-6	0	28	0								

**Receiving**

No	Yds	Avg	Lg	TD	Dixon	3	53	17.7	39		
Allen	4	37	9.3	17	0	Snead IV	3	50	16.7	29	
Gates	4	35	8.8	12	0	Andrews	3	31	10.3	13	
Ekeler	4	14	3.5	6	0	Crabtree	2	38	19.0	31	
Benjamin	3	11	3.7	8	0	J. Brown	2	14	7.0	9	
M. Williams	2	42	21.0	28	0	M. Williams	1	8	8.0	9	
Ty. Williams	2	9	4.5	5	0						
Green	1	8	8.0	8	0	INT	No	Yds	Avg	Lg	TD
Gordon	1	3	3.0	3	0	None					
Watt	1	1	1.0	1	0						

**INT**

No	Yds	Avg	Lg	TD	Punting	No	Yds	Avg	Net	TB	I20	Lg
Phillips	1	0	0.0	0	Koch	6	268	44.7	37.0	0	1	59

**Punting**

No	Yds	Avg	FC	Lg	TD	None	
Jones	5	177	35.4	31.4	1	0	45

**Punt Ret**

No	Yds	Avg	FC	Lg	TD	KO Ret	No	Yds	Avg	Lg	TD	
King	4	46	11.5	1	33	0	Montgomery	6	106	17.7	24	0

**KO Ret**

No	Yds	Avg	Lg	TD	
King	1	72	72.0	72	0
Benjamin	1	6	6.0	6	0

**2018 AFC DIVISIONAL PLAYOFFS**  
**NEW ENGLAND PATRIOTS 41, LOS ANGELES CHARGERS 28**  
**SUNDAY, JAN. 13, 2019 - GILLETTE STADIUM (FOXBOROUGH, MASS.)**



The Los Angeles Chargers lost to the New England Patriots 41-28 in Sunday's AFC Divisional Round game from Gillette Stadium. The Patriots' offense scored five touchdowns on their first six possessions of the first half and controlled the clock for 38:20 of the game. Quarterback Tom Brady threw for 343 yards, wide receiver Julian Edelman had 151 yards receiving and running back Julian Sonyel added 129 yards on the ground and scored three rushing touchdowns. The Chargers finished with 335 yards of total offense. Philip Rivers went 25-of-51 for 333 yards, three touchdowns and an interception. Keenan Allen caught two passes for 75 yards and a touchdown. He also added a two-point conversion. Mike Williams and Tyrell Williams combined for 162 receiving yards.

**Score by Quarters**

	Q1	Q2	Q3	Q4	Total
Los Angeles Chargers	7	0	7	14	28
New England Patriots	14	21	3	3	41

**Tm Qtr Time Play Description (PAT & Drive) LAC NE**

NE	1	7:49	Michel 1 yd. run (Gostkowski kick) (14-83, 7:11)	0	7
LAC	1	4:56	Allen 43 yd. pass from Rivers (Badgley kick) (6-67, 2:53)	7	7
NE	1	1:35	Michel 14 yd. run (Gostkowski kick) (7-67, 3:21)	7	14
NE	2	12:17	Dorsett 15 yd. pass from Brady (Gostkowski kick) (8-88, 3:07)	7	21
NE	2	6:04	Burkhead 6 yd. run (Gostkowski kick) (6-87, 3:08)	7	28
NE	2	1:43	Michel 5 yd. run (Gostkowski kick) (4-35, 1:40)	7	35
NE	3	6:31	Gostkowski 28 yd. Field Goal (14-57, 7:22)	7	38
LAC	3	1:16	Gordon 1 yd. run (Badgley kick) (10-72, 5:15)	14	38
NE	4	12:23	Gostkowski 30 yd. Field Goal (8-63, 3:53)	14	41
LAC	4	7:58	Green 1 yd. pass from Rivers (Rivers-Allen pass) (6-80, 2:01)	22	41
LAC	4	0:59	Gates 8 yd. pass from Rivers (pass failed) (12-80, 2:00)	28	41

Attendance — 65,878

**Team Statistics**

	LAC	NE	LAC	NE
TOTAL FIRST DOWNS	22	30	Blocked	0
Rushing	2	10	FGs - PATs Blocked	0-0
Passing	16	18	Net Punting Avg.	33.3
Penalty	4	2	TOTAL RETURN YARDS	124
3RD DOWN EFF	5-13-38%	7-14-50%	Punt Returns	1-0
4TH DOWN EFF	1-1-100%	1-1-100%	Kickoff Returns	6-124
TOTAL NET YARDS	335	498	Interception Returns	0-1
Total Plays	63	78	PENALTIES No. and Yds.	5-33
Average / play	5.3	6.4	FUMBLES No. and Lost	1-1
NET YARDS RUSHING	19	155	TOUCHDOWNS	4
Total Plays	10	34	Rushing	1
Average / play	1.9	4.6	Passing	3
TFLs - Yards Lost	1-3	3-3	EXTRA POINTS	3-4
NET YARDS PASSING	316	343	Kicking	2-2
Sacked - Yards Lost	2-15	0-0	FIELD GOALS	0-0
Gross yards	331	343	RED ZONE EFF	3-3-100%
ATT-COMP-INT	51-25-1	44-34-0	GOAL TO GO EFF	3-3-100%
Avg / Play	6.0	7.8	SAFETIES	0
KICKOFFS-IN EZ-TB	5-1-1	8-2-2	FINAL SCORE	28
PUNTS No. and Avg.	6-39.5	4-43.3	TIME OF POSS	21:40

**LOS ANGELES CHARGERS** **NEW ENGLAND**

**Rushing**

No	Yds	Avg	Lg	TD	Rushing	No	Yds	Avg	Lg	TD
Gordon	9	15	1.7	8	1	Michel	24	129	5.4	40
Jackson	1	4	4.0	4	0	Burkhead	4	12	3.0	6
						Edelman	1	7	7.0	7
						Develin	2	5	2.5	3
						Patterson	1	3	3.0	3
						Brady	2	-1	-0.5	0

**Passing**

A	C	Yds	S-L	TD	Lg	INT	Rt	Jackson	29	14	194	7-11	23	1	78.8
Rivers	51	25	331	2-15	3	43	1	81.4							

**Receiving**

No	Yds	Avg	Lg	TD	Dixon	3	53	17.7	39		
Ty. Williams	5	68	13.6	20	0	Snead IV	3	50	16.7	29	
Gates	5	41	8.2	14	1	Andrews	3	31	10.3	13	
Jackson	3	22	7.3	20	0	Crabtree	2	38	19.0	31	
Ekeler	3	19	6.3	9	0	J. Brown	2	14	7.0	9	
Allen	2	75	37.5	43	1	M. Williams	1	8	8.0	9	
Gordon	1	11	11.0	11	0	INT	No	Yds	Avg	Lg	TD
Green	1	1	1.0	1	0	None					

**INT**

No	Yds	Avg	Lg	TD	Punting	No	Yds	Avg	Net	TB	I20	Lg
None					Koch	6	268	44.7	37.0	0	1	59

**Punting**

No	Yds	Avg	FC	Lg	TD	None	
Jones	6	237	39.5	33.3	0	1	43

**Punt Ret**

No	Yds	Avg	FC	Lg	TD	KO Ret	No	Yds	Avg	FC	Lg	TD	
King	1	0	0.0	0	0	0	Allen	4	173	43.3	33.3	2	1

**KO Ret**

No	Yds	Avg	Lg	TD	
King	5	107	21.4	28	0
Jackson	1	17	17.0	17	0

**KO Ret**

No	Yds	Avg	Lg	TD	
Patterson	1	23	23.0	23	0
Develin	1	0	0.0	0	0

## 2022 AFC WILD CARD PLAYOFFS

### JACKSONVILLE JAGUARS 31, LOS ANGELES CHARGERS 30

#### SATURDAY, JAN. 14, 2023 - TIAA BANK FIELD (JACKSONVILLE, FLA.)



The Los Angeles Chargers lost to the Jacksonville Jaguars, 31-30, in Saturday's AFC Wild Card Round game from TIAA Bank Field. The Bolts forced five first-half turnovers, including four interceptions – three of which were picked by Asante Samuel Jr. With the defensive start, Los Angeles got out to a 20-point lead entering halftime. Jacksonville returned in the second half as quarterback Trevor Lawrence threw four touchdowns and ran for a two-point conversion before leading the Jaguars on a game-winning drive capped by kicker Riley Patterson's 36-yard field goal as time expired. The Chargers finished with 360 yards of total offense. Quarterback Justin Herbert went 25-of-43 for 273 yards and a touchdown and an interception. Running back Austin Ekeler ran in a pair of scores in the first quarter, while tight end Gerald Everett caught a touchdown and totaled 109 receiving yards on six catches.

Score by Quarters	Q1	Q2	Q3	Q4	Total
Los Angeles Chargers	17	10	3	0	30
Jacksonville Jaguars	0	7	13	11	31

Tm	Qtr	Time	Play Description (PAT & Drive)	LAC	JAX
LAC	1	13:33	Ekeler 13 yd. run (Dicke kick) (2-18, 0:40)	7	0
LAC	1	5:30	Dicker 22 yd. Field Goal (12-57, 4:32)	10	0
LAC	1	0:44	Ekeler 6 yd. run (Dicke kick) (3-16 1:18)	17	0
LAC	2	7:12	Everett 9 yd. pass from Herbert (Dicke kick) (11-62, 6:24)	24	0
LAC	2	4:25	Dicker 23 yd. Field Goal (4-1, 0:49)	27	0
JAX	2	0:24	Engram 9 yd. pass from Lawrence (Patterson kick) (7-47, 1:25)	27	7
JAX	3	5:11	M.Jones 6 yd. pass from Lawrence (Patterson kick) (14-89, 7:17)	27	14
LAC	3	2:58	Dicker 50 yd. Field Goal (7-45, 2:15)	30	14
JAX	3	0:44	Z.Jones 39 yd. pass from Lawrence (pass failed) (5-68, 2:14)	30	20
JAX	4	5:25	Kirk 9 yd. pass from Lawrence (Lawrence run) (9-70, 3:22)	30	28
JAX	4	0:00	Patterson 36 yd. Field Goal (10-61, 3:09)	30	31

Attendance — 70,250

Team Statistics		LAC	JAX	LAC	JAX
TOTAL FIRST DOWNS		18	24	Fgs - PATs Blocked	0-0
Rushing		4	5	Net Punting Avg.	39.8
Passing		13	18	TOTAL RETURN YARDS	86
Penalty		1	1	Punt Returns	0-0
3RD DOWN EFF	8-14-47%	2-10-20%	Kickoff Returns	3-51	5-140
4TH DOWN EFF	0-0-0%	2-3-67%	Interception Returns	4-35	0-0
TOTAL NET YARDS	320	390	PENALTIES No. and Yds.	7-42	3-30
Total Plays	69	70	FUMBLES No. and Lost	1-0	1-1
Average / play	4.6	5.6	TOUCHDOWNS	3	4
NET YARDS RUSHING	67	117	Rushing	2	0
Total Plays	23	21	Passing	1	4
Average / play	2.9	5.6	EXTRA POINTS	3-3	3-4
TFLs - Yards Lost	3-6	1-2	Kicking	3-3	2-2
NET YARDS PASSING	253	273	Passing	0-0	0-1
Sacked - Yards Lost	3-20	2-15	Rushing	0-0	1-1
Gross yards	273	288	FIELD GOALS	3-4	1-1
ATT-COMP-INT	43-25-0	47-28-4	RED ZONE EFF	3-5-60%	3-4-75%
Avg / Play	5.5	5.6	GOAL TO GO EFF	2-4-50%	2-2-100%
KICKOFFS-in EZ-TB	7-5-2	5-3-2	SAFETIES	0	0
PUNTS No. and Avg.	5-40.6	3-41.3	FINAL SCORE	30	31
Blocked	0	0	TIME OF POSS	32:39	27:21

## LOS ANGELES CHARGERS

## JACKSONVILLE

Rushing	No	Yds	Avg	Lg	TD	Rushing	No	Yds	Avg	Lg	TD
Ekeler	13	35	2.7	13t	2	Etienne	20	109	5.5	25	0
Kelley	7	20	2.9	5	0	Lawrence	1	8	8.0	8	0
Herbert	3	12	4.0	13	0						

Passing	A	C	Yds	S-L	TD	Lg	INT	Rt	Passing	A	C	Yds	S-L	TD	Lg	INT	Rt
Herbert	43	25	273	3-30	1	25	0	84.7	Lawrence	47	28	288	2-15	4	39t	4	70.2

Receiving	No	Yds	Avg	Lg	TD	Receiving	No	Yds	Avg	Lg	TD
Everett	6	109	18.2	25	1	Kirk	8	78	9.8	17	1
Allen	6	61	10.2	23	0	Z.Jones	8	74	9.3	39t	1
Parham	4	23	5.8	12	0	Engram	7	93	13.3	24	1
Palmer	2	31	15.5	18	0	M.Jones	3	29	9.7	12	1
Carter	2	17	8.5	14	0	Etienne	1	12	12.0	12	0
McKitty	2	16	8.0	11	0	Agnew	1	2	2.0	2	0
Ekeler	2	8	4.0	4	0	INT	No	Yds	Avg <th>Lg</th> <th>TD</th>	Lg	TD
Kelley	1	8	8.0	8	0	None					

INT	No	Yds	Avg	Lg	TD	Punting	No	Yds	Avg	Net	TB	I20	Lg
Samuel	3	20	6.7	16	0	Cooke	3	124	41.3	41.3	0	1	46
Tranquill	1	15	15.0	15	0								

Punting	No	Yds	Avg	Net	TB	I20	Lg	Punt Ret	No	Yds	Avg	FC	Lg	TD
Scott	5	203	40.6	39.8	0	3	54	TeCampbell	1	4	4.0	0	4	0
								Claybrooks	1	0	0.0	0	0	0
								Agnew	0	0	-	1	0	0

Punt Ret	No	Yds	Avg	FC	Lg	TD	KO Ret	No	Yds	Avg	Lg	TD
Callahan	0	0	-	1	0	0	Agnew	4	134	33.5	52	0
							Manhertz	1	6	6.0	6	0

KO Ret	No	Yds	Avg	Lg	TD
Bandy	3	51	17.0	20	0

# CHARGERS RETIRED NUMBERS

DAN FOUTS

14

*JERSEY RETIRED: 1988  
CHARGERS HOF: 1993  
HALL OF FAME: 1993*



LANCE ALWORTH

19

*JERSEY RETIRED: 2005  
CHARGERS HOF: 1977  
HALL OF FAME: 1978*



JUNIOR SEAU

55

*JERSEY RETIRED: 2012  
CHARGERS HOF: 2011  
HALL OF FAME: 2015*



LADAINIAN TOMLINSON

21

*JERSEY RETIRED: 2015  
CHARGERS HOF: 2015  
HALL OF FAME: 2017*



COMMUNITY

FRONT OFFICE

VETERANS

DRAFT PICKS  
& FREE AGENTS

2022 IN  
REVIEW

RETIRED  
NUMBERS

GENERAL  
INFORMATION





# CHARGERS IN THE HALL OF FAME



**LANCE  
ALWORTH**

**WIDE RECEIVER: (Chargers) 1962-70, (Cowboys) 1971-72  
YEAR INDUCTED: 1978**

In 11 pro seasons, he caught 542 passes for 10,266 yards, an 18.94-yard average and 85 touchdowns ... During his nine seasons with the Chargers, averaged more than 50 catches and 1,000 yards per season ... Was named All-AFL seven straight years from 1963 to 1969 and played in the league's last seven All-Star games ... Caught a pass in 105 straight games.



**RON  
MIX**

**TACKLE: (Chargers) 1960-69, (Raiders) 1971  
YEAR INDUCTED: 1979**

During his 10 years with the Chargers he was assessed for only two holding penalties ... Was an All-AFL selection eight times as a tackle and once as a guard, and played in eight AFL All-Star games and five of the first six AFL title games ... Unanimously chosen for the AFL's all-time team in 1969.



**SID  
GILLMAN**

**COACH: (Rams) 1955-59, (Chargers) 1960-69, '71, (Oilers) 1973-74  
YEAR INDUCTED: 1983**


Coached for 18 seasons with a career record of 123-104-7 ... Chargers won divisional crowns five of the league's first six seasons and the AFL title in 1963 ... Became the foremost authority on forward passing offense ... Was the first coach to produce divisional champions in both the National and American Football Leagues.



**DAN  
FOUTS**

**QUARTERBACK: (Chargers) 1973-87  
YEAR INDUCTED: 1993**


In 15 seasons, completed 3,297 passes for 43,040 yards and 254 touchdowns and an 80.2-point rating ... At retirement, was one of only three quarterbacks to pass for more than 40,000 yards ... Led the NFL in passing yardage four straight years from 1979 to 1982, and became the first player in history to throw for 4,000 yards in three consecutive seasons ... 1982 NFL MVP ... Six-time Pro Bowler ... All-Pro 1979, 1982 and 1985.



**KELLEN  
WINSLOW**

**TIGHT END: (Chargers) 1979-87  
YEAR INDUCTED: 1995**

Amassed 541 receptions for 6,741 yards and 45 touchdowns in just nine National Football League seasons ... In 1984, set a personal record with 15 receptions in a game against the Green Bay Packers ... At time of his retirement, Winslow ranked fifth among active receivers and 14th among all NFL pass-catchers ... A consensus All-Pro in 1980-82.





# CHARGERS IN THE HALL OF FAME



COMMUNITY

FRONT OFFICE

VETERANS

DRAFT PICKS  
& FREE AGENTS

2022 IN  
REVIEW

BOLTS IN  
THE HALL

GENERAL  
INFORMATION



**CHARLIE JOINER**

**WIDE RECEIVER: (Oilers) 1969-72, (Bengals) 1972-75, (Chargers) 1976-86**  
**YEAR INDUCTED: 1996**

Averaged 16.2 yards per catch and accounted for 12,146 yards and 65 touchdowns on his receptions in 18 seasons ... Ranked sixth in career reception yardage ... During his 11 years in San Diego, caught 50-plus passes seven times and had 70-plus receptions three seasons ... An All-NFL pick in 1980 and a Pro Bowl choice three times.



**FRED DEAN**

**DEFENSIVE END: (Chargers) 1975-81, (49ers) 1981-85**  
**YEAR INDUCTED: 2008**

Was named to four Pro Bowls (1980-1982, 1984) and selected All-Pro twice (1980-1981) ... The sack did not become an official NFL statistic until 1982, had it been an official stat for his entire career, his sack total would stand near 100 ... Set a then NFL record six sacks in one game ... Played on five division winners ... Played in three NFC championship games and in two of San Francisco's Super Bowl victories ... Earned all-conference honors four times – twice with the Chargers and twice with the 49ers.



**JUNIOR SEAU**

**LINEBACKER: (Chargers) 1990-02, (Dolphins) 2003-05, (Patriots) 2007-09**  
**YEAR INDUCTED: 2015**

Played 268 career games ... Recorded 10 or more tackles in a regular season game 64 times amassed 56.5 career sacks and intercepted 18 passes ... Also recovered a fumble for a touchdown and had two pass interceptions during his career ... NFL Defensive Player of the Year in 1992 by UPI and Football Digest ... Also named to the NFL's All-Decade Team of the 1990s.



**LADAINIAN TOMLINSON**

**RUNNING BACK: (Chargers) 2001-09, (Jets) 2010-11**  
**YEAR INDUCTED: 2017**

All-Pro 4 straight seasons (2004-07) ... Voted to 5 Pro Bowls over 6-season span ... Rushed for 13,684 career yards on 3,174 carries and scored 145 rushing touchdowns ... Added 4,772 yards on 624 catches and 17 TD receptions ... Named to NFL's All-Decade Team of 2000 ... Captured back-to-back rushing titles, 2006-07 ... Named NFL's 2006 Most Valuable Player.



**BOBBY BEATHARD**

**EXECUTIVE: (Chiefs) 1966-67, (Falcons) 1968-71, (Dolphins) 1972-77, (Redskins) 1978-88, (Chargers) 1990-99**  
**YEAR INDUCTED: 2018**

His teams won 10 division titles, seven league/conference championships and four Super Bowls - Super Bowls VII and VIII with Miami and Super Bowls XVII and XXII with Washington ... Was hired as general manager of the Chargers in 1990 ... In just his third season in San Diego, the organization won its first AFC Western Division championship in more than a decade and by 1994, the team made its first Super Bowl appearance.



# NFL HONORS

## KEY:

**HOF** — Pro Football Hall of Fame  
**AFL** — Official All-AFL Team  
**AP** — The Associated Press  
**PFWA** — Professional Football Writers of America  
**CPFN** — College and Pro Football Newsweekly  
**ESPN** — ESPN/ESPN.com/ESPN Awards  
**FD** — Football Digest  
**FN** — Football News  
**KC** — Kansas City Committee of 101  
**MFC** — Maxwell Football Club  
**NEA** — Newspaper Enterprise Association  
**NFLPA** — NFL Player's Association  
**PFF** — Pro Football Focus  
**PFFJ** — Pro Football Journal  
**PFT** — ProFootballTalk.com  
**PFW** — Pro Football Weekly  
**SI** — Sports Illustrated/SI.com  
**SN** — Sporting News  
**UPI** — United Press International  
**USA** — USA Today/USA Today Sports Weekly  
*\*Awards from 1992-2012 were in conjunction between the organizations*

## PRO FOOTBALL HALL OF FAME

**1978** — FL Lance Alworth, 1962-70  
**1979** — T Ron Mix, 1960-69  
**1983** — Head Coach Sid Gillman, 1960-69, '71  
**1993** — QB Dan Fouts, 1973-1987  
**1995** — TE Kellen Winslow, 1979-1987  
**1996** — WR Charlie Joiner, 1976-1986  
**2008** — DE Fred Dean, 1975-81  
**2015** — LB Junior Seau, 1990-2002  
**2017** — RB LaDainian Tomlinson, 2001-09  
**2018** — GM Bobby Beathard, 1990-2000

## AFL MOST VALUABLE PLAYER

**1963** — FL Lance Alworth (UPI)  
 QB Tobin Rote (AP)  
**1965** — FL Lance Alworth (PFWA)  
 RB Paul Lowe (SN)

## AFL COMEBACK PLAYER OF THE YEAR

**1963** — RB Paul Lowe (AP)  
**1965** — RB Paul Lowe (AP)

## AFL ROOKIE OF THE YEAR

**1961** — DE Earl Faison (AP, SN, UPI)

## AFL OFFENSIVE ROOKIE OF THE YEAR

**1967** — RB Dickie Post (AP)

## NFL EXECUTIVE OF THE YEAR

**1979** — General Manager John Sanders (SN)  
**2004** — General Manager A.J. Smith (PFWA)

## NFL COACH OF THE YEAR

**1992** — Head Coach Bobby Ross (PFWA, MFC, FD, FN)  
**1994** — Head Coach Bobby Ross (SI)  
**2004** — Head Coach Marty Schottenheimer (AP, PFWA, MFC)  
**2009** — Head Coach Norv Turner (USA)

## NFL ASSISTANT COACH OF THE YEAR

**2013** — Offensive Coordinator Ken Whisenhunt (PFWA)

## NFL MOST VALUABLE PLAYER

**1982** — QB Dan Fouts (PFWA, CPFN, NEA)  
**2006** — RB LaDainian Tomlinson (AP, PFWA, NEA)  
**2009** — QB Philip Rivers (PFF)

## NFL PLAYER OF THE YEAR

**1979** — QB Dan Fouts (FD)  
**2006** — RB LaDainian Tomlinson (MFC, SI, SN)

## NFL OFFENSIVE PLAYER OF THE YEAR

**1982** — QB Dan Fouts (AP, PFW)  
**2006** — RB LaDainian Tomlinson (AP, PFWA)

## NFL DEFENSIVE PLAYER OF THE YEAR

**1992** — LB Junior Seau (FD, FN, NEA)  
**1998** — LB Junior Seau (FD)

## NFL COMEBACK PLAYER OF THE YEAR

**2004** — QB Drew Brees (AP, FD)  
**2013** — QB Philip Rivers (AP, PFWA, SI)  
**2017** — WR Keenan Allen (AP, PFWA, PFT, SN)

## NFL MOST UNDERRATED PLAYER OF THE YEAR

**2003** — RB LaDainian Tomlinson (FD)

## NFL MOST IMPROVED PLAYER

**2004** — QB Drew Brees (PFWA, FD)

## NFL ROOKIE OF THE YEAR

**1974** — RB Don Woods (AP, FN, NEA, PFW)  
**2005** — LB Shawne Merriman (SN)  
**2013** — WR Keenan Allen (SN)  
**2020** — QB Justin Herbert (PFWA)

## NFL OFFENSIVE ROOKIE OF THE YEAR

**1974** — RB Don Woods (AP, FD, FN, PFW)  
**2013** — WR Keenan Allen (PFWA, ESPN, SI)  
**2020** — QB Justin Herbert (AP, PFWA, PFT, PFI, SI)

## NFL DEFENSIVE ROOKIE OF THE YEAR

**1986** — DE Leslie O'Neal (AP, FD, PFW)  
**2005** — LB Shawne Merriman (AP, PFWA, USA)  
**2016** — DE Joey Bosa (AP, PFWA, ESPN, PFT, PFI, SI)  
**2018** — S Derwin James (PFF, SI)

## NFL SPECIAL TEAMS ROOKIE OF THE YEAR

**2018** — K Michael Badgley (PFT)

## WALTER PAYTON NFL MAN OF THE YEAR

*Known as "NFL Man of the Year" prior to 1999*  
**1971** — QB John Hadl  
**1983** — P/K Rolf Benirschke  
**1994** — LB Junior Seau  
**2006** — RB LaDainian Tomlinson

## SALUTE TO SERVICE AWARD

**2019** — Former LB Donnie Edwards

## GEORGE HALAS AWARD FOR COURAGE

**1980** — P/K Rolf Benirschke (PFWA)

## BART STARR AWARD

*For Athletes in Action — Year is year presented*  
**1993** — CB Gill Byrd  
**2008** — RB LaDainian Tomlinson

## GOOD GUY AWARD

*Awarded by PFWA — Year is year presented*  
**2007** — RB LaDainian Tomlinson

## AFC COACH OF THE YEAR

**1979** — Don Coryell (PFWA, KC)  
**1992** — Head Coach Bobby Ross (FN, KC, UPI)  
**2004** — Head Coach Marty Schottenheimer (KC)

## AFC PLAYER OF THE YEAR

**1979** — QB Dan Fouts (SN, UPI)  
**1982** — QB Dan Fouts (UPI)

## AFC OFFENSIVE PLAYER OF THE YEAR

**1979** — QB Dan Fouts (KC)  
**2006** — RB LaDainian Tomlinson (KC)

## AFC DEFENSIVE PLAYER OF THE YEAR

**1992** — LB Junior Seau (UPI)  
**1998** — LB Junior Seau (KC)

## AFC ROOKIE OF THE YEAR

**1974** — RB Don Woods (SN, UPI)  
**1986** — DE Leslie O'Neal (UPI)

## ALL-AFL SELECTIONS

*\*second-team selection*

**1960** — DT Dick Chorovich (UPI\*)  
 TE Howard Clark (AFL\*)  
 CB Dick Harris (AFL, AP)  
 QB Jack Kemp (AFL, AP, UPI)  
 RB Paul Lowe (AFL, AP, UPI)  
 LB Paul Maguire (AFL\*, UPI)  
 T Ron Mix (AFL, AP, UPI)  
 DE Ron Nery (UPI\*)  
 T Ernie Wright (AFL\*, UPI\*)  
 DT Volney Peters (AFL)  
**1961** — LB Chuck Allen (AFL)  
 DE Earl Faison (AFL, AP, SN, UPI)  
 CB Claude Gibson (UPI\*)  
 CB Dick Harris (AFL, AP, SN, UPI)  
 DT Bill Hudson (UPI\*)  
 QB Jack Kemp (AFL\*, UPI\*)  
 TE Dave Kocourek (AFL\*, UPI\*)  
 DT Ernie Ladd (AFL\*, AP, SN, UPI)  
 RB Paul Lowe (AFL\*, UPI\*)  
 S Charlie McNeil (AFL, AP, SN, UPI)  
 T Ron Mix (AFL, AP, UPI)  
 DE Ron Nery (AP, SN, UPI\*)  
 C Don Rogers (UPI\*)  
**1962** — LB Chuck Allen (AP\*)  
 DE Earl Faison (UPI\*)  
 CB Dick Harris (AP\*, UPI\*)  
 TE Dave Kocourek (AFL, AP\*, UPI)  
 T Ron Mix\* (AFL, AP, UPI)  
*\*Selected as guard for all teams*  
**1963** — FL Lance Alworth (AFL, AP, NEA\*, UPI)  
*\*Unanimous selection*  
 S George Blair (AP\*, UPI\*)  
 DE Earl Faison (AFL, AP, NEA\*, UPI)  
 CB Dick Harris (AP\*)  
 LB Emil Karas (NEA\*\*)  
*\*Selected as outside linebacker*  
 TE Dave Kocourek (AP\*, NEA, UPI\*)  
 DT Ernie Ladd (NEA\*)  
 RB Keith Lincoln (AFL\*, AP\*, NEA, UPI)  
*\*Selected as fullback*  
 RB Paul Lowe (AP\*, NEA\*, UPI\*)  
 T Ron Mix (AFL, AP, NEA\*, UPI)  
*\*Unanimous selection*  
 C Don Rogers (AP\*, NEA\*)  
 QB Tobin Rote (AFL, AP, NEA, UPI)  
 CB Dick Westmoreland (AP\*, NEA, UPI\*)  
**1964** — LB Chuck Allen (UPI\*)  
 LB Frank Buncom (AP\*\*, NEA\*\*, UPI\*\*)  
*\*Selected as outside linebacker*  
 FL Lance Alworth (AFL, AP, NEA, UPI)  
 DE Earl Faison (AFL, AP, NEA, UPI)  
 TE Dave Kocourek (AP\*, NEA\*, UPI\*)  
 DT Ernie Ladd (AP, NEA, UPI)  
 RB Keith Lincoln (AFL, AP, NEA, UPI)  
 T Ron Mix (AFL, AP, NEA, UPI)  
 CB Dick Westmoreland (AP\*, NEA, UPI\*)  
**1965** — FL Lance Alworth (AFL, AP, NEA\*, UPI\*)  
*\*Unanimous selection*  
 LB Frank Buncom (AP\*\*, NEA\*\*)  
*\*Selected as outside linebacker*  
 CB Leslie "Speedy" Duncan (AP\*, NEA)  
 DE Earl Faison (AFL, AP, NEA, UPI)  
 S Kenny Graham (AP\*, NEA\*, UPI\*)  
 QB John Hadl (AP\*, UPI\*)  
 TE Dave Kocourek (AP\*)  
 DT Ernie Ladd (AFL, AP, NEA, UPI)  
 RB Paul Lowe (AFL, AP, NEA, UPI)  
 T Ron Mix (AP, NEA, UPI)  
 G Walt Sweeney (AP\*)  
**1966** — FL Lance Alworth (AFL, AP, NEA, UPI)  
 CB Leslie "Speedy" Duncan (AP\*, UPI\*)  
 S Kenny Graham (AP, NEA, UPI)  
 QB John Hadl (UPI\*)  
 T Ron Mix (AP, NEA, UPI)

COMMUNITY

FRONT OFFICE

VETERANS

DRAFT PICKS & FREE AGENTS

2022 IN REVIEW

NFL HONORS

GENERAL INFORMATION

**1967** — FL Lance Alworth (AP, FN, NEA, SN, UPI)  
 LB Frank Buncom (UPI)\*\*  
*\*Selected as outside linebacker*  
 CB Leslie "Speedy" Duncan (AP\*, NEA\*, SN\*)  
 TE Willie Frazier (FN, NEA\*, SN)  
 S Kenny Graham (NEA\*, SN, UPI\*)  
 T Ron Mix (AP, NEA, SN\*, UPI)  
 RB Dickie Post (NEA\*)  
 G Walt Sweeney (AP, NEA, SN\*, UPI)

**1968** — FL Lance Alworth (AP, FN, NEA, PF, SN, UPI)  
 WR Gary Garrison (FN\*, SN\*)  
 S Kenny Graham (AP\*, FN, NEA\*, SN, UPI\*)  
 QB John Hadl (SN\*)  
 TE Jacques MacKinnon (FN\*, NEA\*, SN\*)  
 T Ron Mix (AP, FN, NEA, PF, SN, UPI)  
 RB Dickie Post (AP\*, NEA\*, SN\*, UPI\*)  
 G Walt Sweeney (AP, FN, NEA, PF, SN, UPI)

**1969** — FL Lance Alworth\* (AP\*, NEA, PF, SN, UPI)  
*\*Selected as wide receiver for all teams*  
 LB Pete Barnes (AP\*\*)  
*\*Selected as outside linebacker*  
 DE Steve DeLong (NEA\*)  
 S Kenny Graham (AP\*, PF, SN\*, UPI\*)  
 K Dennis Partee (SN\*)  
*\*Selected as punter*  
 RB Dickie Post (AP\*, PF, SN\*, UPI\*)  
 G Walt Sweeney (AP\*, NEA, PF, UPI)

**ALL-PRO SELECTIONS (1967-69)**

*Selected from NFL and AFL teams*  
*\*second-team selection*  
**1967** — FL Lance Alworth (NEA)  
 T Ron Mix (NEA)  
**1968** — FL Lance Alworth (PFWA, PF)  
 T Ron Mix (PFWA\*, PF)  
 G Walt Sweeney (PF)  
**1969** — FL Lance Alworth\* (HOF, PFWA, NEA, PF)  
*\*Selected as wide receiver for all teams*  
 G Walt Sweeney (NEA, PF)

**ALL-NFL FIRST-TEAM SELECTIONS**

**1970** — G Walt Sweeney (FN, NEA)  
**1977** — DT Louie Kelcher (NEA)  
**1978** — DT Louie Kelcher (AP, PFWA, CFPN, NEA, PF)  
 T Russ Washington (NEA)  
**1979** — QB Dan Fouts (AP, PFWA, CFPN, NEA, PF)  
 WR John Jefferson (AP, PFWA, CFPN, FD, NEA, PF)  
 DT Wilbur Young (SI)  
**1980** — DE Fred Dean (AP, CFPN, FD, PF)  
 WR John Jefferson (AP, PFWA, CFPN, FD, PF, NEA, SI, SN\*)  
*\*Unanimous selection*  
 DT Gary Johnson (AP, PFWA, FD, NEA, PF, SN)  
 WR Charlie Joiner (AP)  
 DT Louie Kelcher (SI)  
 TE Kellen Winslow (AP, PFWA, CFPN, FD, PF, NEA, SI, SN)  
**1981** — DT Gary Johnson (AP, PFWA, CFPN)  
 G Doug Wilkerson (SI)  
 TE Kellen Winslow (AP, PFWA, CFPN, NEA, PF, SI, SN)  
*\*Unanimous selection*  
**1982** — WR Wes Chandler (AP, PFWA, CFPN, FD, NEA, PF, SI)  
 QB Dan Fouts (AP, PFWA, CFPN, NEA, PF, SI)  
 S Tim Fox (SI\*)  
*\*Selected as free safety*  
 G Doug Wilkerson (AP, PFWA, FD, NEA, PF, SI)  
 TE Kellen Winslow (AP, PFWA, CFPN, FD, NEA, PF, SI)  
**1983** — G Ed White (SI)  
**1985** — QB Dan Fouts (NEA, SI, USA)  
 RB Lionel James (CFPN\*)  
*\*Selected as returner*

**1986** — RB Gary Anderson (SI\*)  
*\*Selected as running back/wide receiver*  
**1989** — CB Gill Byrd (SI, SN)  
 DE Leslie O'Neal (SI\*)  
*\*Selected as receiver back*  
 DE Lee Williams (SN)  
**1990** — RB Marion Butts (FD)  
 CB Gill Byrd (FD)  
**1991** — LB Junior Seau (NEA, USA)  
**1992** — RB Ronnie Harmon (SI\*, USA\*\*)  
*\*Selected as receiver back*  
*\*\*Selected as third-down specialist*  
 LB Junior Seau (AP, PFWA, CFPN, FD, NEA, SN, USA)  
**1993** — DE Leslie O'Neal (SI)  
 LB Junior Seau (AP, PFWA, FD, SI\*, SN)  
*\*Selected as combination ILB/OLB*  
**1994** — K John Carney (AP, CFPN, SN, USA)  
 DE Leslie O'Neal (FD)  
 TE Alfred Pupunu (SI\*)  
*\*Selected as fullback/u-back*  
 LB Junior Seau (AP, PFWA, CFPN, FD, SN)  
**1995** — P Darren Bennett (AP, PFWA, CFPN, FD, SN)  
 CB Dwayne Harper (SI)  
 LB Junior Seau (PFWA, FD, SN, USA)  
**1996** — LB Junior Seau (AP, SN)  
**1997** — WR/KR Eric Metcalf (AP\*, CFPN\*\*, FD\*)  
*\*Selected as returner*  
*\*\*Selected as punt returner*  
**1998** — S Rodney Harrison (AP, PFWA, FD, SI\*, SN)  
*\*Selected as strong safety*  
**1999** — LB Junior Seau (AP, PFWA, FD, SN)  
 P Darren Bennett (SI)  
**2000** — P Darren Bennett (PFWA, FD, SI)  
 LB Junior Seau (AP, PFWA, FD, SI, SN)  
**2001** — S Rodney Harrison (SN)  
 RB/KR Ronney Jenkins (CFPN\*)  
*\*Selected as kick returner*  
**2002** — LB Donnie Edwards (FD, SI)  
**2003** — RB LaDainian Tomlinson (SI)  
**2004** — LB Donnie Edwards (CFPN, FD, SI)  
 G Toniu Fonoti (SI)  
 TE Antonio Gates (AP, PFWA, ESPN, FD, SI, SN)  
 P Mike Scifres (SI)  
 RB LaDainian Tomlinson (AP, CFPN)  
 DT Jamal Williams (ESPN)  
**2005** — TE Antonio Gates (AP\*, PFWA, ESPN, SI, SN)  
*\*Unanimous selection*  
 G Mike Goff (SI)  
 LB Shawne Merriman (SI\*, SN)  
*\*Selected as outside linebacker*  
 RB LaDainian Tomlinson (SN)  
 DT Jamal Williams (AP, ESPN, SI, SN)  
 G Kris Dielman (ESPN)  
**2006** — TE Antonio Gates (AP, PFWA, ESPN, SI, SN, USA)  
 G Mike Goff (SI)  
 LB Shawne Merriman (AP, PFWA, ESPN, SI, SN, USA)  
 FB Lorenzo Neal (AP, ESPN, USA)  
 RB LaDainian Tomlinson (AP\*, PFWA, ESPN, SI, SN, USA)  
*\*Unanimous selection*  
 DT Jamal Williams (AP, PFWA, SN, USA\*)  
*\*Selected as nose tackle*  
**2007** — CB Antonio Cromartie (AP, PFWA, USA)  
 LB Shawne Merriman (USA)  
 FB Lorenzo Neal (AP)  
 WR Kassim Osgood (PFWA\*)  
*\*Selected as special teamer*  
 RB LaDainian Tomlinson (AP\*, PFWA, SN, USA)  
*\*Unanimous selection*  
**2009** — TE Antonio Gates (SI)  
 WR Vincent Jackson (PFF, SI)  
 K Nate Kaeding (AP, PFWA)  
 WR Kassim Osgood (PFWA\*)  
*\*Selected as special teamer*  
 QB Philip Rivers (PFF)

**2011** — S Eric Weddle (AP, PFWA, PFF\*, PFJ\*, SI\*, SN)  
*\*Selected as free safety*  
**2012** — S Eric Weddle (PFWA, ESPN, PFF\*)  
*\*Selected as strong safety*  
**2013** — S Eric Weddle (SI)  
 RB Danny Woodhead (PFJ\*)  
*\*Selected as third-down back*  
**2014** — S Eric Weddle (AP, PFWA, ESPN, PFF, SN)  
 OLB Tourek Williams (PFF\*)  
*\*Selected as special teamer*  
**2015** — RB Danny Woodhead (PFJ\*)  
*\*Selected as third-down back*  
**2017** — CB Casey Hayward (PFF, PFJ)  
**2018** — S Derwin James (AP, PFWA, PFJ)  
 CB Desmond King II (AP\*, PFF\*\*)  
*\*Selected as defensive back*  
*\*\*Selected as flex defensive player*  
 S Adrian Phillips (AP\*, PFWA\*)  
*\*Selected as special teamer*  
**2019** — DE Joey Bosa (SN)  
**2020** — DE Joey Bosa (SN)  
**2021** — S Derwin James Jr. (SN)  
**2022** — S Derwin James Jr. (NFLPA, SN)

**ALL-NFL SECOND-TEAM SELECTIONS**

**1971** — G Walt Sweeney (NEA)  
**1972** — DE Deacon Jones (NEA)  
 G Walt Sweeney (FN)  
**1974** — G Walt Sweeney (NEA)  
**1976** — WR Charlie Joiner (NEA)  
**1977** — DT Louie Kelcher (AP)  
**1978** — WR John Jefferson (AP, NEA)  
**1979** — T Russ Washington (AP, NEA)  
 G Ed White (AP)  
 G Doug Wilkerson (NEA)  
**1980** — P/K Rolf Benirschke (AP\*)  
*\*Selected as kicker only*  
 QB Dan Fouts (AP)  
 DT Louie Kelcher (AP)  
 G Doug Wilkerson (NEA)  
**1981** — DT Louie Kelcher (AP)  
**1982** — P/K Rolf Benirschke (FD\*)  
*\*Selected as kicker only*  
 QB Dan Fouts (FD)  
 S Tim Fox (AP\*)  
*\*Selected as free safety*  
 DT Gary Johnson (AP)  
 T Russ Washington (AP)  
**1983** — TE Kellen Winslow (CFPN)  
**1985** — WR Wes Chandler (CFPN)  
 QB Dan Fouts (AP, CFPN, FD)  
**1987** — T Jim Lachey (AP, FD)  
 P/K Rafi Mousiejenko (AP\*, FD\*, NEA\*)  
*\*Selected as punter only*  
 TE Kellen Winslow (AP, FD)  
**1989** — WR Anthony Miller (CFPN\*)  
*\*Selected as kick returner*  
 DE Leslie O'Neal (CFPN)  
 LB Billy Ray Smith (NEA)  
 DE Lee Williams (AP, CFPN)  
**1990** — RB Marion Butts (AP, CFPN, NEA)  
 CB Gill Byrd (NEA)  
 K John Carney (NEA)  
 DE Leslie O'Neal (NEA\*)  
*\*Selected as outside linebacker*  
**1991** — LB Junior Seau (CFPN)  
**1992** — CB Gill Byrd (AP, CFPN)  
 WR Anthony Miller (CFPN)  
 DE Leslie O'Neal (CFPN, NEA)  
 G David Richards (NEA)  
**1993** — LB Junior Seau (CFPN)  
**1994** — K John Carney (FD)  
 DE Leslie O'Neal (AP, CFPN)  
**1995** — CB Dwayne Harper (FD)  
 LB Junior Seau (AP, CFPN)  
**1996** — P Darren Bennett (AP)  
 WR Tony Martin (AP, FD)  
 LB Junior Seau (FD)  
**1997** — LB Junior Seau (AP)  
**1999** — LB Junior Seau (AP, CFPN)  
**2001** — RB/KR Ronney Jenkins (FD\*)  
*\*Selected as kick returner*  
 DE Marcellus Wiley (AP, CFPN)  
**2002** — LB Donnie Edwards (AP)  
 RB LaDainian Tomlinson (AP, FD)



- 2003** — RB LaDainian Tomlinson (AP, FD)  
**2004** — QB Drew Brees (CPFN, FD, PFW)  
 LB Donnie Edwards (AP)  
 TE Antonio Gates (CPFN)  
 G Mike Goff (FD)  
 DT Jamal Williams (AP, FD)  
**2005** — FB Lorenzo Neal (AP)  
 RB LaDainian Tomlinson (AP)  
**2006** — K Nate Kaeding (AP)  
**2007** — LB Shawne Merriman (AP)  
**2008** — G Kris Dielman (AP)  
**2009** — G Kris Dielman (AP)  
 TE Antonio Gates (AP)  
 K Nate Kaeding (SN)  
**2010** — DT Antonio Garay (PFF)  
 TE Antonio Gates (AP)  
 S Eric Weddle (AP, PFF)  
**2012** — S Eric Weddle (AP)  
**2013** — QB Philip Rivers (PFF)  
 S Eric Weddle (AP, PFJ\*\*)  
*Selected as free safety*
- 2016** — CB Casey Hayward (AP, PFF, PFJ)  
**2017** — WR Keenan Allen (PFF, PFJ)  
 TE Hunter Henry (PFF)  
 CB Casey Hayward (AP)  
 CB Desmond King (PFJ\*)  
*Selected as fifth defensive back*
- 2018** — WR Keenan Allen (PFF)  
 S Derwin James (AP, PFF, PFJ)  
*Selected as defensive back*  
 CB Desmond King II (AP, PFJ\*\*)  
*Selected as punt returner*  
*Selected as fifth defensive back*
- 2019** — DE Joey Bosa (PFF, PFJ\*)  
*Selected as edge*  
*Selected as 40 edge*  
 RB Austin Ekeler (PFF)  
*Selected as flex offensive player*  
 CB Casey Hayward Jr. (PFF)  
**2021** — RB Austin Ekeler (PFJ)  
 C Corey Linsley (AP, PFF)  
 WR Andre Roberts (AP, PFJ)  
*Selected as kick returner*  
 T Rashawn Slater (AP)  
 LB Kyzir White (PFJ)  
**2022** — S Derwin James Jr. (AP, PFJ)
- ALL-AFC SELECTIONS**  
*second-team selection*
- 1970** — WR Gary Garrison (UPI\*)  
 G Walt Sweeney (AP, PFW, UPI\*)
- 1971** — WR Gary Garrison (UPI\*)  
 G Walt Sweeney (AP, UPI)
- 1972** — DE Deacon Jones (UPI\*)
- 1973** — G Walt Sweeney (SN, UPI\*)
- 1974** — T Russ Washington (AP, SN, UPI\*)
- 1976** — WR Charlie Joiner (UPI\*)
- 1977** — DT Louie Kelcher (PFW, SN, UPI)  
 T Russ Washington (UPI\*)
- 1978** — WR John Jefferson (UPI\*)  
 DT Louie Kelcher (PFW, SN, UPI)  
**1979** — DE Fred Dean (AP, PFW, SN, UPI)  
 QB Dan Fouts (AP, PFW, SN, UPI)  
 WR John Jefferson (AP, PFW, SN, UPI)  
 T Russ Washington (UPI\*)  
 G Ed White (UPI\*)  
 DT Wilbur Young (UPI)
- 1980** — Fred Dean (PFW, UPI\*)  
 QB Dan Fouts (UPI\*)  
 WR John Jefferson (PFW, UPI\*)  
*Unanimous selection*  
 DT Gary Johnson (PFW, UPI)  
 WR Charlie Joiner (UPI\*)  
 DT Louie Kelcher (PFW, UPI\*)  
 LB Woodrow Lowe (UPI\*)  
 G Doug Wilkerson (UPI\*)  
 TE Kellen Winslow (PFW, UPI)
- 1981** — RB James Brooks (CPFN, FD\*\*)  
*Selected as returner*  
 QB Dan Fouts (CPFN, UPI\*)  
 DT Gary Johnson (PFW, UPI\*)  
 DT Louie Kelcher (UPI\*)  
 RB Chuck Muncie (CPFN, PFW, UPI)  
 G Doug Wilkerson (PFW, UPI)  
 TE Kellen Winslow (CPFN, PFW, UPI)
- 1982** — P/K Rolf Benirschke (UPI)  
 WR Wes Chandler (UPI)  
 QB Dan Fouts (UPI)  
 RB Chuck Muncie (UPI)  
 G Doug Wilkerson (UPI)  
 TE Kellen Winslow (UPI)
- 1983** — QB Dan Fouts (UPI\*)
- 1984** — RB Earnest Jackson (PFW, UPI\*)
- 1985** — QB Dan Fouts (UPI\*)  
 RB Lionel James (FN\*, UPI\*)  
*Selected as kick returner*  
 T Jim Lachey (UPI\*)
- 1986** — LB Billy Ray Smith (UPI\*\*)  
*Selected as outside linebacker*  
 DE Lee Williams (UPI\*)
- 1987** — OLB Chip Banks (UPI\*)  
 RB Lionel James (PFW\*)  
*Selected as punt returner*  
 T Jim Lachey (UPI)  
 P/K Ralf Mojsiejenko (FN\*, UPI\*)  
*Selected as punter only*  
 LB Billy Ray Smith (UPI\*\*)  
*Selected as outside linebacker*  
 TE Kellen Winslow (FN, UPI)  
**1988** — P/K Ralf Mojsiejenko (UPI\*\*)  
*Selected as punter only*  
 DE Lee Williams (UPI\*)
- 1989** — WR Anthony Miller (PFW, UPI\*)  
 DE Leslie O'Neal (FN, PFW, UPI)  
 DE Lee Williams (PFW, UPI)
- 1990** — RB Marion Butts (FN, PFW, UPI)  
 CB Gill Byrd (FN)  
 WR Anthony Miller (UPI\*)  
 DE Leslie O'Neal (UPI\*\*)  
*Selected as outside linebacker*  
 DE Lee Williams (UPI\*)
- 1991** — CB Gill Byrd (FN, PFW)  
 WR Nate Lewis (PFW\*)  
*Selected as returner*  
 LB Junior Seau (FN)
- 1992** — CB Gill Byrd (PFWA, FN, UPI)  
 WR Anthony Miller (PFWA, FN, UPI)  
 DE Leslie O'Neal (PFWA, FN, UPI)  
 LB Junior Seau (PFWA, FN, UPI)
- 1993** — WR Anthony Miller (PFWA, FN, UPI)  
 LB Junior Seau (PFWA, FN, UPI)  
**1994** — K John Carney (PFWA, FN, UPI)  
 WR/KR Andre Coleman (PFWA\*, FN\*)  
*Selected as kick returner*  
 CB Darrien Gordon (PFWA\*, FN\*)  
*Selected as punt returner*  
 C Courtney Hall (UPI\*)  
 RB Natrone Means (UPI\*)  
 DE Leslie O'Neal (PFWA, FN, UPI)  
 FS Stanley Richard (UPI\*)
- 1995** — LB Junior Seau (PFWA, FN, UPI)  
 P Darren Bennett (PFWA, FN, UPI)  
 WR/KR Andre Coleman (PFWA\*)  
*Selected as punt returner*  
 WR Tony Martin (UPI\*)  
 DE Leslie O'Neal (UPI\*)  
 LB Junior Seau (PFWA, FN, UPI)
- 1996** — CB Darrien Gordon (PFWA\*, FN\*, UPI\*\*)  
*Selected as punt returner*  
*Selected as returner*  
 WR Tony Martin (PFWA, FN, UPI\*)  
 LB Junior Seau (FN, UPI)
- 1998** — S Rodney Harrison (PFWA, FN)  
 LB Junior Seau (PFWA, FN)
- 1999** — P Darren Bennett (FN)
- 2000** — P Darren Bennett (PFWA)  
 LB Junior Seau (PFWA, FN)
- 2001** — S Rodney Harrison (PFWA, FN)  
 RB/KR Ronney Jenkins (FN\*)  
*Selected as kick returner*  
 DE Marcellus Wiley (PFWA, FN)
- 2004** — TE Antonio Gates (PFWA)
- 2005** — TE Antonio Gates (PFWA)  
 S Hanik Milligan (PFWA\*)  
*Selected as special teamer*  
 DT Jamal Williams (PFWA)
- 2006** — TE Antonio Gates (PFWA)  
 K Nate Kaeding (PFWA)  
 LB Shawne Merriman (PFWA)  
 WR Kassim Osgood (PFWA\*)  
*Selected as special teamer*  
 RB LaDainian Tomlinson (PFWA)  
 DT Jamal Williams (PFWA)
- 2007** — CB Antonio Cromartie (PFWA)  
 TE Antonio Gates (PFWA)  
 WR Kassim Osgood (PFWA\*)  
*Selected as special teamer*  
 RB LaDainian Tomlinson (PFWA)
- 2008** — G Kris Dielman (PFWA)
- 2009** — K Nate Kaeding (PFWA)  
 WR Kassim Osgood (PFWA\*)  
*Selected as special teamer*  
 RB LaDainian Tomlinson (PFWA)
- 2010** — G Kris Dielman (PFWA)  
 TE Antonio Gates (PFWA)
- 2011** — TE Antonio Gates (PFJ\*)  
 WR Richard Goodman (PFJ\*\*)  
*Selected as kick returner*  
 WR Vincent Jackson (PFJ\*)  
 S Eric Weddle (PFJ\*)  
*Selected as free safety*
- 2012** — RB Ronnie Brown (PFJ\*\*)  
*Selected as third-down back*  
 LB Shaun Phillips (PFJ\*\*)  
*Selected as outside linebacker*  
 S Eric Weddle (PFWA, PFJ\*\*)  
*Selected as free safety*
- 2013** — RB Ryan Mathews (PFWA, PFJ)  
 QB Philip Rivers (PFJ\*)  
 P Mike Scifres (PFJ\*)  
 S Eric Weddle (PFWA, PFJ\*)  
*Selected as free safety*  
 RB Danny Woodhead (PFJ\*)  
*Selected as third-down back*
- 2014** — S Eric Weddle (PFWA, PFJ\*\*)  
*Selected as free safety*
- 2015** — CB Jason Verrett (PFJ\*\*)  
*Selected as fifth defensive back*  
 RB Danny Woodhead (PFJ\*)  
*Selected as third-down back*
- 2016** — DE Joey Bosa (PFJ\*)  
 CB Casey Hayward (PFJ\*)  
 WR Keenan Allen (PFJ\*)
- 2017** — DE Joey Bosa (PFWA, PFJ\*)  
 LB Nick Dzubnar (PFJ\*\*)  
*Selected as special teamer*  
 CB Casey Hayward (PFJ)  
 CB Desmond King (PFJ\*)  
*Selected as fifth defensive back*
- 2018** — RB Austin Ekeler (PFJ\*\*)  
*Selected as third-down back*  
 RB Melvin Gordon III (PFJ\*\*)  
*Selected as flex running back*  
 S Derwin James (PFWA, PFJ)  
 CB Desmond King II (PFJ\*\*)  
*Selected as fifth defensive back*  
 S Adrian Phillips (PFWA\*)  
*Selected as special teamer*  
 WR Mike Williams (PFJ\*)  
*Selected as third wide receiver*
- 2019** — WR Keenan Allen (PFWA, PFJ)  
 DE Joey Bosa (PFWA, PFJ)  
 RB Austin Ekeler (PFJ\*\*)  
*Selected as third-down back*  
 FB Derek Watt (PFJ)  
 WR Keenan Allen (PFJ\*)  
 DE Joey Bosa (PFWA, PFJ\*)
- 2020** — RB Austin Ekeler (PFJ\*)  
 QB Justin Herbert (PFJ\*)  
 S Derwin James Jr. (PFJ\*)  
 WR Andre Roberts (PFJ\*\*)  
*Selected as kick returner*  
 T Rashawn Slater (PFWA, PFJ)  
 LB Kyzir White (PFJ\*)  
 WR Mike Williams (PFJ\*)
- 2022** — S Derwin James Jr. (PFWA, PFJ\*)



**ALL-ROOKIE SELECTIONS**

- \*second-team selection*
- 1971 — WR Billy Parks (PFW, UPI)
  - 1972 — LB Pete Lazetich (FD)
  - 1974 — RB Don Woods (PFWA, FD, NEA, UPI)
  - 1975 — DT Gary Johnson (PFWA, FD, UPI)  
Louie Kelcher (PFWA)
  - 1976 — G Don Macek (PFWA, FD, UPI)
  - 1977 — C Bob Rush (PFWA, FD, UPI)
  - 1978 — WR John Jefferson (PFWA, FD, UPI)
  - 1981 — RB James Brooks (PFWA)  
*\*Selected as punt returner*
  - TE Eric Sievers (PFW, UPI)
  - 1980 — WR Wes Chandler (UPI)
  - TE Kellen Winslow (UPI)
  - 1982 — S Andre Young (PFWA)
  - 1983 — LB Mike Green  
(PFWA, FD, NEA, PFW, UPI)
  - CB Danny Walters (PFWA, FD, UPI)
  - 1985 — RB Gary Anderson (PFWA, FD, UPI)  
S Jeff Dale (UPI)
  - CB John Hendy (PFWA)
  - T Jim Lachey (PFWA, FD, UPI)
  - DE Leslie O'Neal (PFWA, FD, UPI)
  - 1988 — WR Anthony Miller (FD)
  - T David Richards (FD, UPI)
  - 1989 — DE But Grossman (PFWA, FD, SI, UPI)  
C Courtney Hall (PFWA, SI, UPI)  
P Hank Ilesic (FD)
  - 1990 — C Frank Cornish (FD, FN)  
T Leo Goegas (PFWA, FD, FN, PFW\*, UPI)  
*\*Unanimous selection*
  - LB Junior Seau (FN, PFW, UPI)
  - G Eric Moten (PFWA, FD)
  - 1991 — FS Stanley Richard (PFWA, FD)
  - 1992 — DE Chris Mims (PFWA)
  - 1993 — CB Darrien Gordon (PFWA)
  - 1994 — WR/KR Andre Coleman  
(PFWA), CPFN, FN)  
*\*Selected as kick returner*
  - TE Reggie Davis (FN)
  - S Jason Perry (PFWA)
  - 2001 — RB LaDainian Tomlinson  
(PFWA, FD, FN)
  - 2002 — C Jason Ball (PFWA, FD)  
G Toniu Fonoti (FD)  
LB Ben Leber (PFWA, FD)  
CB Quentin Jammer (PFWA)
  - 2004 — K Nate Kaeding (PFWA, FD)  
C Nick Hardwick (FD)  
DE Igor Olshansky (FD)
  - T Shane Olivea (PFWA, FD)
  - 2005 — DE Luis Castillo (PFWA)  
*\*Selected as defensive lineman*
  - LB Shawne Merriman (PFWA)
  - 2006 — T Marcus McNeill (PFWA)
  - 2007 — LB Brandon Siler (PFWA)  
*\*Selected as special teamer*
  - G Louis Vasquez (PFWA, SN)
  - 2009 — DE Kendall Reyes (ESPN)
  - 2012 — WR Keenan Allen (PFWA, ESPN, PFF)  
T D.J. Fluker (PFWA, PFF)
  - 2014 — RB Brandon Oliver (PFJ\*)
  - 2015 — K Josh Lambo (PFWA, ESPN, PFJ)
  - 2016 — DE Joey Bosa (PFWA\*, ESPN, PFJ)  
*\*Selected as defensive lineman*
  - LB Jatavis Brown (PFWA, ESPN\*, PFJ)  
*\*Selected as outside linebacker*
  - TE Hunter Henry (PFWA, ESPN, PFJ)  
P Drew Kaser (ESPN, PFJ\*)  
FB Derek Watt (PFJ\*)
  - 2017 — G Dan Feeney (PFWA, PFJ)
  - CB Desmond King (PFJ\*)
  - 2018 — S Derwin James (PFWA, PFF, PFJ)
  - 2019 — LB Drue Tranquill  
(PFWA\*, PFF\*, PFJ\*)  
*\*Selected as special teamer*
  - 2020 — QB Justin Herbert (PFWA, PFF, PFJ)  
LB Kenneth Murray Jr. (PFWA, PFJ)  
FB Gabe Nabers (PFJ)
  - 2021 — LB Nick Nemann (PFWA\*, PFJ\*)  
*\*Selected as special teamer*
  - CB Asante Samuel Jr. (PFJ)
  - T Rashawn Slater (PFWA, PFF, PFJ)
  - 2022 — K Cameron Dicker (PFWA, PFJ)  
FB Zander Horvath (PFJ\*)  
*\*Selected as fullback/halfback*
  - G Zion Johnson (PFWA, PFF, PFJ)  
OL Jamaree Salyer (PFJ\*)  
*\*Selected as tackle*

**AFL ALL-STAR GAME**

- Year is the year the game was played*  
*\*player was initially selected as a starter*
- 1962 — S George Blair, DE Earl Faison, CB Dick Harris, DT Bill Hudson\*, LB Emil Karas\*, QB Jack Kemp\*, TE Dave Kocourek\*, S Charlie McNeil\*, T Ron Mix\*, E Don Norton\*, T Ernie Wright\*
  - 1963 — TE Reggie Carolan\*, DE Earl Faison, LB Emil Karas\*, TE Dave Kocourek\*, DT Ernie Ladd\*, RB Keith Lincoln, LB Paul Maguire, T Ron Mix\*, E Don Norton, S Bob Zeman
  - 1964 — LB Chuck Allen, FL Lance Alworth\*, DE Earl Faison, LB Emil Karas\*, DT Ernie Ladd\*, RB Keith Lincoln\*, RB Paul Lowe, T Ron Mix\*, QB Tobin Rote\*, T Ernie Wright
  - 1965 — LB Chuck Allen\*, FL Lance Alworth\*, LB Frank Buncom\*, DE Earl Faison, QB John Hadl, TE Dave Kocourek\*, DT Ernie Ladd\*, RB Keith Lincoln\*, T Ron Mix\*, G Walt Sweeney\*
  - 1966 — FL Lance Alworth, LB Frank Buncom, CB Leslie "Speedy" Duncan, DE Earl Faison, TE Willie Frazier, S Kenny Graham\*, QB John Hadl\*, DT Ernie Ladd\*, RB Keith Lincoln, RB Paul Lowe\*, T Ron Mix, G Walt Sweeney, T Ernie Wright
  - 1967 — FL Lance Alworth\*, CB Leslie "Speedy" Duncan, TE Willie Frazier, TE Jacques MacKinnon, T Ron Mix\*, G Walt Sweeney, K Dick Van Raaphorst
  - 1968 — FL Lance Alworth\*, LB Frank Buncom\*, CB Leslie "Speedy" Duncan\*, TE Willie Frazier, S Kenny Graham, Brad Hubbard, T Ron Mix\*, RB Dickie Post, LB Rick Redman, G Walt Sweeney\*
  - 1969 — FL Lance Alworth\*, WR Gary Garrison, S Kenny Graham\*, QB John Hadl\*, TE Jacques MacKinnon\*, T Ron Mix\*, G Walt Sweeney\*
  - 1970 — FL Lance Alworth\*, DE Steve DeLong\*, S Kenny Graham\*, QB John Hadl, RB Dickie Post\*, G Walt Sweeney\*

**AFL ALL-STAR OFFENSIVE MOST VALUABLE PLAYER**

- 1963 — RB Keith Lincoln
- 1964 — RB Keith Lincoln
- 1969 — QB John Hadl

**AFL ALL-STAR DEFENSIVE MOST VALUABLE PLAYER**

- 1962 — DE Earl Faison
- 1965 — LB Frank Buncom
- 1967 — CB Leslie "Speedy" Duncan

**PRO BOWL**

- Year is the year the game was played*  
*\*player was initially selected as a starter*  
*\*player was selected as ST, KR, PR or RS*  
*\*player was initially selected, but did not play*
- 1971 — WR Gary Garrison\*, G Walt Sweeney\*
  - 1972 — WR Gary Garrison, G Walt Sweeney\*
  - 1973 — WR Gary Garrison, QB John Hadl, DE Deacon Jones\*, G Walt Sweeney
  - 1975 — T Russ Washington\*
  - 1976 — T Russ Washington
  - 1977 — WR Charlie Joiner
  - 1978 — DT Louie Kelcher, T Russ Washington\*
  - 1979 — WR John Jefferson, DT Louie Kelcher\*, T Russ Washington\*
  - 1980 — DE Fred Dean\*, QB Dan Fouts\*, WR John Jefferson\*, WR Charlie Joiner, DT Gary Johnson, T Russ Washington\*, G Ed White
  - 1981 — DE Fred Dean\*, QB Dan Fouts, WR John Jefferson\*, DT Gary Johnson\*, WR Charlie Joiner, DT Louie Kelcher\*, G Doug Wilkerson, TE Kellen Winslow\*
  - 1982 — QB Dan Fouts, DT Gary Johnson\*, RB Chuck Muncie, G Doug Wilkerson\*, T Kellen Winslow\*
  - 1983 — K Rolf Benirschke\*, WR Wes Chandler\*, QB Dan Fouts\*, DT Gary Johnson\*, RB Chuck Muncie, G Doug Wilkerson\*, T Kellen Winslow\*

- 1984 — WR Wes Chandler, QB Dan Fouts, TE Kellen Winslow
- 1985 — RB Earnest Jackson
- 1986 — QB Dan Fouts, WR Wes Chandler
- 1987 — RB Gary Anderson\*\*
- 1988 — T Jim Lachey, P Ralf Mojsiejenko\*, TE Kellen Winslow\*
- 1989 — DE Lee Williams\*
- 1990 — WR Anthony Miller, DE Leslie O'Neal, DE Lee Williams\*
- 1991 — RB Marion Butts\*\*\*, WR Anthony Miller\*, DE Leslie O'Neal\*
- 1992 — RB Marion Butts, CB Gill Byrd\*, LB Junior Seau\*
- 1993 — CB Gill Byrd\*\*, RB Ronnie Harmon, WR Anthony Miller\*, DE Leslie O'Neal\*, LB Junior Seau\*
- 1994 — WR Anthony Miller, DE Leslie O'Neal, LB Junior Seau\*
- 1995 — K John Carney\*, RB Natrone Means\*\*, DE Leslie O'Neal\*, LB Junior Seau\*
- 1996 — P Darren Bennett\*, DE Leslie O'Neal, LB Junior Seau\*
- 1997 — WR Tony Martin\*, LB Junior Seau\*
- 1998 — WR/KR Eric Metcalf\*, LB Junior Seau
- 1999 — S Rodney Harrison\*, LB Junior Seau\*
- 2000 — LB Junior Seau\*
- 2001 — P Darren Bennett\*, LB Junior Seau\*
- 2002 — S Rodney Harrison\*, CB Ryan McNeil, LB Junior Seau, DE Marcellus Wiley\*
- 2003 — LB Donnie Edwards, LB Junior Seau\*\*, RB LaDainian Tomlinson
- 2005 — QB Drew Brees, TE Antonio Gates\*, RB LaDainian Tomlinson
- 2006 — TE Antonio Gates\*, LB Shawne Merriman\*, S Hanik Milligan\*\*, FB Lorenzo Neal\*, RB LaDainian Tomlinson, DT Jamal Williams\*
- 2007 — LS David Binn\*, TE Antonio Gates\*, C Nick Hardwick, K Nate Kaeding\*, T Marcus McNeill, LB Shawne Merriman\*, FB Lorenzo Neal\*, WR Kassin Osgood\*\*, QB Philip Rivers\*, RB LaDainian Tomlinson\*, DT Jamal Williams\*
- 2008 — CB Antonio Cromartie, G Kris Dielman, TE Antonio Gates\*\*, T Marcus McNeill, LB Shawne Merriman, FB Lorenzo Neal\*, WR Kassin Osgood\*\*, RB LaDainian Tomlinson\*\*, DT Jamal Williams\*
- 2009 — G Kris Dielman\*, TE Antonio Gates\*
- 2010 — TE Antonio Gates, G Kris Dielman, WR Vincent Jackson, K Nate Kaeding\*, WR Kassin Osgood\*\*, QB Philip Rivers\*
- 2011 — G Kris Dielman, TE Antonio Gates\*, QB Philip Rivers, LB Shaun Phillips
- 2012 — TE Antonio Gates, WR Vincent Jackson, RB Ryan Mathews, QB Philip Rivers, S Eric Weddle
- 2014 — QB Philip Rivers, S Eric Weddle\*
- 2015 — S Darrell Stuckey\*, S Eric Weddle\*
- 2016 — CB Jason Verrett
- 2017 — RB Melvin Gordon, CB Casey Hayward, QB Philip Rivers
- 2018 — WR Keenan Allen, DE Joey Bosa\*\*, CB Casey Hayward Jr., DE Melvin Ingram III, T Russell Okung, QB Philip Rivers\*
- 2019 — WR Keenan Allen, RB Melvin Gordon III, DE Melvin Ingram III, S Derwin James Jr., S Adrian Phillips\*\*, C Mike Pouncey, QB Philip Rivers\*
- 2020 — WR Keenan Allen\*, DE Joey Bosa\*\*, DE Melvin Ingram III
- 2021\*\* — WR Keenan Allen, DE Joey Bosa\*
- \*\*Game canceled due to COVID-19 pandemic
- 2022 — WR Keenan Allen, OLB Joey Bosa\*, QB Justin Herbert\*, S Derwin James Jr., C Corey Linsley\*, T Rashawn Slater\*
- 2023 — S Derwin James Jr.\*, OLB Khalil Mack\*\*

**PRO BOWL PLAYER OF GAME**

- Year is the year the game was played*
- 1982 — TE Kellen Winslow
  - 1983 — QB Dan Fouts

**PRO BOWL OFFENSIVE MVP**

- Year is the year the game was played*
- 2022 — QB Justin Herbert

**MOST PRO BOWL SELECTIONS***Year is the year the game was played**\*No. of Pro Bowls selected as ST, KR, PR, RS*

<b>12</b>	—	LB Junior Seau (1992-2003)
<b>8</b>	—	TE Antonio Gates (2005-12) QB Phillip Rivers (2007, '10-12, '14, '17-19)
<b>6</b>	—	QB Dan Fouts (1980-84, '86) DE Leslie O'Neal (1990-91, '93-96)
<b>5</b>	—	WR Keenan Allen (2018-22) RB LaDainian Tomlinson (2003, '05-08) T Russ Washington (1975-76, '78-80) TE Kellen Winslow (1981-84, '88)
<b>4</b>	—	DE/OLB Joey Bosa (2018, '20-22) G Kris Dielman (2008-11) DT Gary Johnson (1980-83) WR Anthony Miller (1990-91, '93-94) WR Wes Chandler (1983-84, '86) WR Gary Garrison (1971-73) S Derwin James Jr. (2019, '22-23) WR John Jefferson (1979-81) WR Charlie Joiner (1977, '80-81) DT Louie Kelcher (1978-79, '81) DE Melvin Ingram III (2018-20) LB Shawne Merriman (2006-08) FB Lorenzo Neal (2006-08) WR Kassim Osgood (2007-08, '10)*
<b>3</b>	—	WR Wes Chandler (1983-84, '86) WR Gary Garrison (1971-73) S Derwin James Jr. (2019, '22-23) WR John Jefferson (1979-81) WR Charlie Joiner (1977, '80-81) DT Louie Kelcher (1978-79, '81) DE Melvin Ingram III (2018-20) LB Shawne Merriman (2006-08) FB Lorenzo Neal (2006-08) WR Kassim Osgood (2007-08, '10)*
<b>2</b>	—	G Walt Sweeney (1971-73) S Eric Weddle (2012, '14-15) G Doug Wilkerson (1981-83) DT Jamal Williams (2006-08) P Darren Bennett (1996, 2001) RB Marion Butts (1991-92) CB Gill Byrd (1992-93) DE Fred Dean (1980-81) RB Melvin Gordon III (2017, '19) S Rodney Harrison (1999, 2002) CB Casey Hayward Jr. (2017-18) WR Vincent Jackson (2010, '12) K Nate Kaeding (2007, '10) T Marcus McNeill (2007-08) RB Chuck Muncie (1982-83) DE Lee Williams (1989-90) RB Gary Anderson (1987)* K Rolf Benirschke (1983) LS David Binn (2007) QB Drew Brees (2005) K John Carney (1995) CB Antonio Cromartie (2008) LB Donnie Edwards (2003) QB John Hadl (1973) C Nick Hardwick (2007) RB Ronnie Harmon (1993) QB Justin Herbert (2022) RB Earnest Jackson (1985) DE Deacon Jones (1973) T Jim Lachey (1988) C Corey Linsley (2022) OLB Khalil Mack (2023) WR Tony Martin (1997) RB Ryan Mathews (2012) CB Ryan McNeil (2002) RB Natrone Means (1995) WR/KR Eric Metcalf (1998)* S Hanik Milligan (2006)* P/K Ralf Mojsiejenko (1988) T Russell Okung (2018) S Adrian Phillips (2019)* LB Shaun Phillips (2011) C Mike Pouncey (2019) T Rashawn Slater (2022) S Darrell Stuckey (2015)* CB Jason Verrett (2016) G Ed White (1980) DE Marcellus Wiley (2002)
<b>1</b>	—	RB Gary Anderson (1987)* K Rolf Benirschke (1983) LS David Binn (2007) QB Drew Brees (2005) K John Carney (1995) CB Antonio Cromartie (2008) LB Donnie Edwards (2003) QB John Hadl (1973) C Nick Hardwick (2007) RB Ronnie Harmon (1993) QB Justin Herbert (2022) RB Earnest Jackson (1985) DE Deacon Jones (1973) T Jim Lachey (1988) C Corey Linsley (2022) OLB Khalil Mack (2023) WR Tony Martin (1997) RB Ryan Mathews (2012) CB Ryan McNeil (2002) RB Natrone Means (1995) WR/KR Eric Metcalf (1998)* S Hanik Milligan (2006)* P/K Ralf Mojsiejenko (1988) T Russell Okung (2018) S Adrian Phillips (2019)* LB Shaun Phillips (2011) C Mike Pouncey (2019) T Rashawn Slater (2022) S Darrell Stuckey (2015)* CB Jason Verrett (2016) G Ed White (1980) DE Marcellus Wiley (2002)

**MOST PRO BOWLS PLAYED**

<b>11</b>	—	LB Junior Seau
<b>6</b>	—	QB Dan Fouts DE Leslie O'Neal
<b>5</b>	—	TE Antonio Gates T Russ Washington TE Kellen Winslow
<b>4</b>	—	G Kris Dielman DT Gary Johnson WR Anthony Miller QB Phillip Rivers RB LaDainian Tomlinson
<b>3</b>	—	WR Keenan Allen WR Wes Chandler DE Melvin Ingram III S Derwin James Jr. WR John Jefferson WR Charlie Joiner DT Louie Kelcher LB Shawne Merriman FB Lorenzo Neal WR Kassim Osgood G Walt Sweeney S Eric Weddle G Doug Wilkerson P Darren Bennett DE Fred Dean WR Gary Garrison S Rodney Harrison CB Casey Hayward Jr. WR Vincent Jackson T Marcus McNeill RB Chuck Muncie DT Jamal Williams DE Lee Williams RB Gary Anderson K Rolf Benirschke LS David Binn QB Drew Brees RB Marion Butts CB Gill Byrd K John Carney CB Antonio Cromartie LB Donnie Edwards RB Melvin Gordon III QB John Hadl C Nick Hardwick RB Ronnie Harmon QB Justin Herbert RB Earnest Jackson DE Deacon Jones K Nate Kaeding T Jim Lachey C Corey Linsley WR Tony Martin RB Ryan Mathews CB Ryan McNeil RB Natrone Means WR/KR Eric Metcalf S Hanik Milligan P/K Ralf Mojsiejenko T Russell Okung S Adrian Phillips LB Shaun Phillips C Mike Pouncey T Rashawn Slater S Darrell Stuckey CB Jason Verrett G Ed White DE Marcellus Wiley DE/OLB Joey Bosa OLB Khalil Mack
<b>2</b>	—	P Darren Bennett DE Fred Dean WR Gary Garrison S Rodney Harrison CB Casey Hayward Jr. WR Vincent Jackson T Marcus McNeill RB Chuck Muncie DT Jamal Williams DE Lee Williams RB Gary Anderson K Rolf Benirschke LS David Binn QB Drew Brees RB Marion Butts CB Gill Byrd K John Carney CB Antonio Cromartie LB Donnie Edwards RB Melvin Gordon III QB John Hadl C Nick Hardwick RB Ronnie Harmon QB Justin Herbert RB Earnest Jackson DE Deacon Jones K Nate Kaeding T Jim Lachey C Corey Linsley WR Tony Martin RB Ryan Mathews CB Ryan McNeil RB Natrone Means WR/KR Eric Metcalf S Hanik Milligan P/K Ralf Mojsiejenko T Russell Okung S Adrian Phillips LB Shaun Phillips C Mike Pouncey T Rashawn Slater S Darrell Stuckey CB Jason Verrett G Ed White DE Marcellus Wiley DE/OLB Joey Bosa OLB Khalil Mack
<b>1</b>	—	RB Gary Anderson K Rolf Benirschke LS David Binn QB Drew Brees RB Marion Butts CB Gill Byrd K John Carney CB Antonio Cromartie LB Donnie Edwards RB Melvin Gordon III QB John Hadl C Nick Hardwick RB Ronnie Harmon QB Justin Herbert RB Earnest Jackson DE Deacon Jones K Nate Kaeding T Jim Lachey C Corey Linsley WR Tony Martin RB Ryan Mathews CB Ryan McNeil RB Natrone Means WR/KR Eric Metcalf S Hanik Milligan P/K Ralf Mojsiejenko T Russell Okung S Adrian Phillips LB Shaun Phillips C Mike Pouncey T Rashawn Slater S Darrell Stuckey CB Jason Verrett G Ed White DE Marcellus Wiley DE/OLB Joey Bosa OLB Khalil Mack

*\*Selected to at least one Pro Bowl, but has not participated in any***AFC OFFENSIVE PLAYER OF WEEK**

<b>1984</b>	—	QB Dan Fouts (Week 6)
<b>1985</b>	—	RB/KR Lionel James (Week 3) QB Dan Fouts (Week 9) RB/KR Lionel James (Week 10)
<b>1986</b>	—	WR Charlie Joiner (Week 5)
<b>1987</b>	—	QB Dan Fouts (Week 8)
<b>1988</b>	—	RB Gary Anderson (Week 11)
<b>1990</b>	—	RB Marion Butts (Week 13)
<b>1991</b>	—	RB/TE Rod Bernstein (Week 16)
<b>1992</b>	—	RB/TE Rod Bernstein (Week 7) QB Stan Humphries (Week 8) RB Natrone Means (Week 6) QB Stan Humphries (Week 16)
<b>1994</b>	—	QB Tony Martin (Week 6) WR Stan Humphries (Week 4)
<b>1995</b>	—	QB Tony Martin (Week 16)
<b>1996</b>	—	QB Stan Humphries (Week 4)
<b>1997</b>	—	WR Tony Martin (Week 5) RB Gary Brown (Week 6) RB LaDainian Tomlinson (Week 4) RB LaDainian Tomlinson (Week 13) RB LaDainian Tomlinson (Week 7)
<b>2002</b>	—	QB Doug Flutie (Week 10) QB Drew Brees (Week 8) QB Drew Brees (Week 4)
<b>2003</b>	—	RB LaDainian Tomlinson (Week 3) RB LaDainian Tomlinson (Week 6) RB LaDainian Tomlinson (Week 12)
<b>2004</b>	—	QB Phillip Rivers (Week 6)
<b>2006</b>	—	RB LaDainian Tomlinson (Week 9) RB LaDainian Tomlinson (Week 11) RB LaDainian Tomlinson (Week 14) RB LaDainian Tomlinson (Week 15)
<b>2007</b>	—	QB Phillip Rivers (Week 5)
<b>2008</b>	—	QB Phillip Rivers (Week 15)
<b>2013</b>	—	QB Phillip Rivers (Week 2) QB Phillip Rivers (Week 4)
<b>2014</b>	—	TE Antonio Gates (Week 2) QB Phillip Rivers (Week 16) QB Phillip Rivers (Week 4)
<b>2015</b>	—	QB Phillip Rivers (Week 2)
<b>2016</b>	—	RB Melvin Gordon (Week 9)
<b>2017</b>	—	RB Melvin Gordon (Week 5) QB Phillip Rivers (Week 12) QB Phillip Rivers (Week 17) WR Mike Williams (Week 15)
<b>2018</b>	—	QB Phillip Rivers (Week 12)
<b>2021</b>	—	QB Justin Herbert (Week 9) QB Justin Herbert (Week 13) QB Justin Herbert (Week 14)
<b>2022</b>	—	RB Austin Ekeler (Week 17)

**AFC DEFENSIVE PLAYER OF WEEK**

<b>1986</b>	—	LB Billy Ray Smith (Week 1) S Jeff Dale (Week 10)
<b>1988</b>	—	CB Gill Byrd (Week 15)
<b>1989</b>	—	CB Gill Byrd (Week 3) DE Leslie O'Neal (Week 9) DE Leslie O'Neal (Week 16)
<b>1990</b>	—	CB Gill Byrd (Week 8)
<b>1991</b>	—	LB Billy Ray Smith (Week 12)
<b>1993</b>	—	LB Junior Seau (Week 3) CB Donald Frank (Week 9)
<b>1994</b>	—	LB Junior Seau (Week 1)
<b>1995</b>	—	S Rodney Harrison (Week 2) DE Leslie O'Neal (Week 8)
<b>1996</b>	—	LB Junior Seau (Week 5) LB Junior Seau (Week 10)
<b>1998</b>	—	DT Norman Hand (Week 7)
<b>1999</b>	—	S Rodney Harrison (Week 5)
<b>2002</b>	—	DE Marcellus Wiley (Week 3)
<b>2004</b>	—	CB Drayton Florence (Week 13) LB Donnie Edwards (Week 14)
<b>2005</b>	—	LB Shawne Merriman (Week 15) 2005 — DT Jamal Williams (Week 4) LB Shawne Merriman (Week 16) CB Antonio Cromartie (Week 10) LB Shawne Merriman (Week 13) LB Jyles Tucker (Week 17)
<b>2008</b>	—	CB Antonio Cromartie (Week 3)
<b>2010</b>	—	LB Shaun Phillips (Week 4)
<b>2011</b>	—	OLB Antwan Barnes (Week 15)
<b>2012</b>	—	ILB Donald Butler (Week 4)
<b>2014</b>	—	DT Corey Liuget (Week 3)
<b>2016</b>	—	LB Denzel Perryman (Week 7)
<b>2018</b>	—	DB Desmond King II (Week 9)
<b>2019</b>	—	DE Joey Bosa (Week 8)
<b>2020</b>	—	CB Casey Hayward Jr. (Week 1)

**AFC SPECIAL TEAMS PLAYER OF WEEK**

**1993** — K John Carney (Weeks 1, 3)  
**1994** — K John Carney (Week 4)  
 CB Darrien Gordon (Week 13)  
 WR/KR Andre Coleman (Week 17)  
**1995** — WR/KR Andre Coleman (Week 3)  
**1996** — K John Carney (Week 1)  
 K John Carney (Week 5)  
**1997** — WR/KR Eric Metcalf (Week 10)  
**1998** — K John Carney (Week 1)  
**1999** — K John Carney (Week 14)  
**2000** — RB/KR Ronney Jenkins (Week 2)  
 K John Carney (Week 13)  
**2001** — WR Tim Dwight (Week 1)  
 K Wade Richey (Week 2)  
**2007** — P Mike Scifres (Week 8)  
 CB Antonio Cromartie (Week 9)  
 RB/KR Darren Sproles (Week 10)  
**2009** — K Nate Kaeding (Week 17)  
**2011** — WR Richard Goodman (Week 17)  
**2012** — WR/KR Micheal Spurlock (Week 16)  
**2013** — K Nick Novak (Week 6)  
 K Nick Novak (Week 16)  
**2014** — K Nick Novak (Week 4)  
 P Mike Scifres (Week 11)  
**2016** — P Drew Kaser (Week 6)  
**2017** — WR/PR Travis Benjamin (Week 7)  
**2018** — CB Desmond King II (Week 13)  
 K Michael Badgley (Week 14)  
**2019** — P Ty Long (Week 1)  
**2022** — K Dustin Hopkins (Week 6)  
 K Cameron Dicker (Week 9)  
 P JK Scott (Week 12)

**AFC OFFENSIVE PLAYER OF MONTH**

**1989** — WR Anthony Miller (November)  
**1992** — QB Stan Humphries (October)  
**1994** — QB Stan Humphries (September)  
 RB Natrone Means (October)  
**1995** — WR Tony Martin (December)  
**2006** — RB LaDainian Tomlinson (November)  
**2008** — QB Philip Rivers (December)  
**2009** — QB Philip Rivers (December)  
**2010** — QB Philip Rivers (October)  
**2014** — QB Philip Rivers (September)

**AFC DEFENSIVE PLAYER OF MONTH**

**1992** — DE Chris Mims (November)  
 DE Leslie O'Neal (December)  
**2001** — CB Ryan McNeil (September)  
**2002** — LB Junior Seau (September)  
**2007** — CB Antonio Cromartie (December)  
**2017** — DE Melvin Ingram (September)  
 CB Casey Hayward (November)  
**2022** — S Derwin James Jr. (November)

**AFC SPECIAL TEAMS PLAYER OF MONTH**

**1993** — K John Carney (September)  
**1994** — K John Carney (October)  
 WR/KR Andre Coleman (December)  
**1995** — WR/KR Andre Coleman (September)  
**1996** — K John Carney (September)  
**1997** — K Greg Davis (October)  
 WR/KR Eric Metcalf (November)  
**2001** — RB/KR Ronney Jenkins (October)  
**2008** — RB/KR Darren Sproles (September)  
**2022** — K Cameron Dicker (December/January)

**NFL OFFENSIVE ROOKIE OF MONTH**

**2001** — RB LaDainian Tomlinson (September)  
**2006** — T Marcus McNeill (September)  
**2020** — QB Justin Herbert (October)  
 QB Asante Samuel Jr. (November)

**NFL DEFENSIVE ROOKIE OF MONTH**

**1997** — Paul Bradford (November)  
**2016** — DE Joey Bosa (October)  
 DE Joey Bosa (December)  
**2021** — CB Asante Samuel Jr. (September)

**FEDEX GROUND NFL PLAYER OF YEAR**

**2006** — RB LaDainian Tomlinson

**FEDEX AIR NFL PLAYER OF WEEK**

**2003** — QB Doug Flutie (Week 10)  
**2004** — QB Drew Brees (Week 8)  
 QB Drew Brees (Week 9)  
**2005** — QB Drew Brees (Week 11)  
**2006** — QB Philip Rivers (Week 6)  
**2007** — QB Philip Rivers (Week 5)  
**2008** — QB Philip Rivers (Week 3)  
 QB Philip Rivers (Week 6)  
**2013** — QB Philip Rivers (Week 12)  
**2014** — QB Philip Rivers (Week 2)  
 QB Philip Rivers (Week 4)  
 QB Philip Rivers (Week 16)  
**2015** — QB Philip Rivers (Week 1)  
 QB Philip Rivers (Week 4)  
 QB Philip Rivers (Week 6)  
**2016** — QB Philip Rivers (Week 2)  
**2017** — QB Philip Rivers (Week 12)  
 QB Philip Rivers (Week 17)  
**2018** — QB Philip Rivers (Week 13)  
 QB Philip Rivers (Week 15)  
**2020** — QB Justin Herbert (Week 11)  
**2021** — QB Justin Herbert (Week 3)  
 QB Justin Herbert (Week 5)  
 QB Justin Herbert (Week 9)  
 QB Justin Herbert (Week 11)  
 QB Justin Herbert (Week 13)  
 QB Justin Herbert (Week 14)

**FEDEX GROUND NFL PLAYER OF WEEK**

**2003** — RB LaDainian Tomlinson (Week 10)  
**2004** — RB LaDainian Tomlinson (Week 14)  
**2005** — RB LaDainian Tomlinson (Week 3)  
 RB LaDainian Tomlinson (Week 4)  
 RB LaDainian Tomlinson (Week 6)  
 RB LaDainian Tomlinson (Week 9)  
 RB LaDainian Tomlinson (Week 12)  
**2006** — RB LaDainian Tomlinson (Week 1)  
 RB LaDainian Tomlinson (Week 6)  
 RB LaDainian Tomlinson (Week 9)  
 RB LaDainian Tomlinson (Week 10)  
 RB LaDainian Tomlinson (Week 11)  
 RB LaDainian Tomlinson (Week 13)  
 RB LaDainian Tomlinson (Week 14)  
 RB LaDainian Tomlinson (Week 15)  
**2007** — RB Michael Turner (Week 5)  
 RB LaDainian Tomlinson (Week 13)  
**2008** — RB LaDainian Tomlinson (Week 16)

**PEPSI NEXT NFL ROOKIE OF YEAR**

**2013** — WR Keenan Allen

**PEPSI ZERO SUGAR NFL ROOKIE OF YEAR**

**2020** — QB Justin Herbert

**DIET PEPSI NFL ROOKIE OF WEEK**

**2005** — LB Shawne Merriman (Week 11)

**PEPSI NEXT NFL ROOKIE OF WEEK**

**2013** — WR Keenan Allen (Week 6)  
 T D.J. Fluker (Week 7)  
 WR Keenan Allen (Week 1)  
 WR Keenan Allen (Week 15)  
 WR Keenan Allen (Week 17)

**PEPSI NFL ROOKIE OF WEEK**

**2014** — RB Branden Oliver (Week 5)  
 RB Branden Oliver (Week 6)  
**2016** — LB Jatavis Brown (Week 6)  
 DE Joey Bosa (Week 7)

**PEPSI ZERO SUGAR NFL ROOKIE OF WEEK**

**2020** — QB Justin Herbert (Week 2)  
 QB Justin Herbert (Week 4)  
 QB Justin Herbert (Week 5)  
 QB Justin Herbert (Week 7)  
 QB Justin Herbert (Week 8)  
 QB Justin Herbert (Week 9)  
 QB Justin Herbert (Week 11)  
 QB Justin Herbert (Week 15)  
 QB Justin Herbert (Week 17)  
**2021** — CB Asante Samuel Jr. (Week 2)  
 CB Asante Samuel Jr. (Week 3)

**NICKELODEON VALUABLE PLAYER**

**2021** — QB Justin Herbert (Week 13)  
**2022** — RB Austin Ekeler (Week 4)

**NFLPA COMMUNITY MVP**

**2018** — RB Melvin Gordon III (Week 1)

**CASTROL EDGE CLUTCH PERFORMER OF WEEK**

**2016** — RB Melvin Gordon (Week 9)  
 LB Denzel Perryman (Week 7)

**GMC DEFENSIVE PLAYER OF WEEK**

**2007** — CB Antonio Cromartie (Week 10)

# CHARGERS HONORS

## CHARGERS RETIRED NUMBERS

### By Uniform Number

- 14 – QB Dan Fouts (retired in 1988)
- 19 – FL Lance Alworth (retired in 2005)
- 21 – RB LaDainian Tomlinson (retired in 2015)
- 55 – LB Junior Seau (retired in 2012)

### By Year Retired

- 1988 – QB Dan Fouts (No. 14)
- 2005 – FL Lance Alworth (No. 19)
- 2012 – LB Junior Seau (No. 55)
- 2015 – RB LaDainian Tomlinson (No. 21)

## CHARGERS HALL OF FAME

### Year is the year of induction

#### \*Honorary Members (Inducted Posthumously)

- 1976 – LB Frank Buncom\* (1962-67)  
LB Emil Karas\* (1960-64, '66)  
QB/LB Bob Laraba,\* (1960-61)  
TE Jacque MacKinnon\* (1961-69)
- 1977 – FL Lance Alworth (1962-70)
- 1978 – T Ron Mix (1960-69)
- 1979 – RB Paul Lowe (1960-68)
- 1980 – Majority Owner Barron Hilton (1960-66)  
RB Keith Lincoln (1961-66, '68)  
DT Ernie Ladd (1961-65)  
G Walt Sweatney (1963-73)
- 1983 – QB John Hadl (1962-72)
- 1984 – LB Chuck Allen (1961-69)
- 1985 – WR Gary Garrison (1966-76)  
Head Coach Sid Gillman (1960-69, '71)
- 1986 – DE Earl Faison (1961-66)
- 1993 – QB Dan Fouts (1973-87)  
WR Charlie Joiner (1976-86)
- 1994 – Head Coach Don Coryell (1978-86)
- 1995 – CB Leslie "Speedy" Duncan (1964-70)  
T Russ Washington (1968-82)  
TE Kellen Winslow (1979-87)
- 1996 – Minority Owner George Pericano (1961-2016)
- 1997 – K Rolf Benirschke (1977-86)
- 1998 – CB Gill Byrd (1983-92)
- 1999 – DL Gary "Big Hands" Johnson (1975-84)
- 2000 – G Doug Wilkerson (1971-84)
- 2001 – WR Wes Chandler (1981-87)
- 2002 – QB Stan Humphries (1992-97)  
Head Coach Bobby Ross (1992-96)
- 2003 – DT Louie Kelcher (1975-83)
- 2004 – C/G Don Macek (1976-89)  
G Ed White (1978-85)
- 2008 – DE Fred Dean (1975-81)
- 2011 – LB Junior Seau (1990-2002)
- 2012 – P Darren Bennett (1995-03)
- 2014 – DE Leslie O'Neal (1986, '88-95)
- 2015 – RB LaDainian Tomlinson (2001-09)
- 2018 – GM Bobby Beathard (1990-2000)
- 2022 – DT Jamal Williams (1998-2009)

## CAPTAINS

- 1961 – DT Bill Hudson, QB Jack Kemp.
- 1962 – LB Chuck Allen, TE Dave Kocourek.
- 1963 – LB Emil Karas, T Ron Mix.
- 1964 – DE Earl Faison, QB Tobin Rote.
- 1965 – LB Chuck Allen, QB John Hadl
- 1966 – LB Chuck Allen, QB John Hadl
- 1967 – LB Chuck Allen, LB Frank Buncom, C Sam Gruneisen, QB John Hadl.
- 1968 – LB Chuck Allen, LB Frank Buncom, C Sam Gruneisen, QB John Hadl.
- 1969 – LB Chuck Allen, QB John Hadl, T Ron Mix, LB Rick Redman.

- 1970 – C Sam Gruneisen, QB John Hadl, LB Rick Redman.
- 1971 – LB Pete Barnes, QB John Hadl, TE Pettis Norman, LB Rick Redman.
- 1972 – C Sam Gruneisen, QB John Hadl, DE Deacon Jones.
- 1973 – DE Deacon Jones, QB Johnny Unitas.
- 1974 – T Russ Washington, DE Coy Bacon, DT Dave Rowe.
- 1975 – S Chris Fletcher, T Russ Washington.
- 1976 – S Chris Fletcher, T Russ Washington.
- 1977 – QB James Harris, DT Louie Kelcher, LB Ray Preston.
- 1978 – DT Louie Kelcher, T Russ Washington.
- 1979 – DT Louie Kelcher, T Russ Washington.
- 1980 – LB Woodrow Lowe, DT Louie Kelcher, G Doug Wilkerson, G Ed White.
- 1981 – LB Woodrow Lowe, DT Louie Kelcher, G Doug Wilkerson, G Ed White.
- 1982 – RB Hank Bauer, LB Woodrow Lowe, G Doug Wilkerson, G Ed White.
- 1983 – LB Woodrow Lowe, LB Ray Preston, G Doug Wilkerson, G Ed White.
- 1984 – WR Charlie Joiner, LB Woodrow Lowe, LB Ray Preston, G Doug Wilkerson.
- 1985 – WR Charlie Joiner, LB Woodrow Lowe, LB Billy Ray Smith, G Ed White.
- 1986 – WR Charlie Joiner, LB Woodrow Lowe.
- 1987 – QB Dan Fouts, C Don Macek, LB Billy Ray Smith, DE Lee Williams.
- 1988 – LB Billy Ray Smith, C Don Macek, C/G Dennis McKnight, DE Lee Williams.
- 1989 – WR Anthony Miller, DE Leslie O'Neal, LB Billy Ray Smith, DE Lee Williams.
- 1990 – S Martin Bayless, LB Richard Brown, T Broderick Thompson.
- 1991 – Alternated each game.
- 1992 – Alternated each game.
- 1993 – Alternated each game.
- 1994 – T Stan Brock, C Courtney Hall, DE Leslie O'Neal, LB Junior Seau.
- 1995 – T Stan Brock, C Courtney Hall, DE Leslie O'Neal, LB Junior Seau.
- 1996 – WR Tony Martin, G/T Eric Moten, S Kevin Ross, LB Junior Seau.
- 1997 – Alternated each game.
- 1998 – Alternated each game.
- 1999 – Alternated each game.
- 2000 – Alternated each game.
- 2001 – Alternated each game.
- 2002 – Alternated each game.
- 2003 – QB Drew Brees, LB Donnie Edwards, LB Carlos Polk, RB LaDainian Tomlinson.
- 2004 – LB Donnie Edwards, LB Carlos Polk, RB LaDainian Tomlinson, DT Jamal Williams.
- 2005 – QB Drew Brees, LB Steve Foley, S Hanik Milligan, WR Kassim Osgood, RB LaDainian Tomlinson, DT Jamal Williams.
- 2006 – LB Randall Godfrey, WR Kassim Osgood, QB Philip Rivers, RB LaDainian Tomlinson.
- 2007 – LB Shawne Merriman, WR Kassim Osgood, QB Philip Rivers, RB LaDainian Tomlinson, DT Jamal Williams.
- 2008 – S Clinton Hart, WR Kassim Osgood, QB Philip Rivers, RB LaDainian Tomlinson, DT Jamal Williams.
- 2009 – LB Stephen Cooper, WR Kassim Osgood, QB Philip Rivers, RB LaDainian Tomlinson, DT Jamal Williams.
- 2010 – LS David Binn, LB Stephen Cooper, TE Antonio Gates, C Nick Hardwick, Quentin Jammer, QB Philip Rivers, RB/KR Darren Sproles.
- 2011 – C Nick Hardwick, FB Jacob Hester, QB Philip Rivers, LB Takeo Spikes, S Eric Weddle.
- 2012 – TE Antonio Gates, C Nick Hardwick, QB Philip Rivers, LB Takeo Spikes, QB Phillp Rivers, S Eric Weddle.
- 2013 – LB Donald Butler, C Nick Hardwick, QB Philip Rivers, S Darrell Stuckey, S Eric Weddle.
- 2014 – TE Antonio Gates, C Nick Hardwick, LB Jarrett Johnson, QB Philip Rivers, S Darrell Stuckey, S Eric Weddle. One additional team captain was named on select weeks by the coaching staff.
- 2015 – TE Antonio Gates, DT Corey Liuget, QB Philip Rivers, S Darrell Stuckey, S Eric Weddle. One additional team captain was named on select weeks by the coaching staff.
- 2016 – TE Antonio Gates, NT Brandon Mebane, QB Philip Rivers, S Darrell Stuckey, LB Manti Te'o. DE Melvin Ingram and DT Corey Liuget were selected as injury replacements for Te'o and Mebane. One additional team captain was named on select weeks by the coaching staff.
- 2017 – TE Antonio Gates, DE Melvin Ingram, NT Brandon Mebane, T Russell Okung, QB Philip Rivers. One additional team captain was named on select weeks by the coaching staff.
- 2018 – TE Antonio Gates, DE Melvin Ingram III, NT Brandon Mebane, T Russell Okung, QB Philip Rivers. One additional team captain was named on select weeks by the coaching staff.
- 2019 – LB Thomas Davis Sr., DE Melvin Ingram II, NT Brandon Mebane, C Mike Pouncey, QB Philip Rivers. One additional team captain was named on select weeks by the coaching staff.
- 2020 – CB Casey Hayward Jr., TE Hunter Henry, DE Melvin Ingram III, C Mike Pouncey, QB Tyrod Taylor. P Ty Long was selected as an injury replacement for Pouncey. One additional team captain was named on select weeks by the coaching staff.
- 2021 – WR Keenan Allen, OLB Joey Bosa, RB Austin Ekeler, QB Justin Herbert, S Derwin James Jr., DL Linval Joseph, C Corey Linsley, P Ty Long.
- 2022 – WR Keenan Allen, OLB Joey Bosa, RB Austin Ekeler, QB Justin Herbert, S Derwin James Jr., DL Sebastian Joseph-Day, C Corey Linsley and OLB Khalil Mack.

COMMUNITY

FRONT OFFICE

VETERANS

DRAFT PICKS & FREE AGENTS

2022 IN REVIEW

CHARGERS HONORS

GENERAL INFORMATION

# CHRONOLOGY

## 1959

Aug. 14 — The first meeting about the new proposed football league is held in Chicago with representatives of six teams, including Los Angeles entry headed by Barron Hilton.

Aug. 22 — Second meeting of proposed football league is held in Dallas with the announcement that the league will be known as the "American Football League" (AFL).

Oct. 14 — Frank Leahy, former Notre Dame football coach, is named general manager of the Los Angeles team.

Oct. 28 — General Courtney of Hollywood wins a trip to Mexico City and Acapulco for his efforts in submitting the name "Chargers" into the name-the-team contest. The organization likes the name, Chargers, because "Charge" is what fans yell at USC games in the Coliseum.

## 1960

Jan. 7 — Sid Gillman signs three-year contract to serve as the team's first head coach.

March 20 — Chargers Owner Barron Hilton unveils the Chargers first uniforms at a cocktail party at his residence in Santa Monica, Calif. The uniforms are blue and gold with a lightning bolt on the side of the helmets and trousers. Hilton chose the lightning bolts because he associates a "Charge" of lightning with a lightning bolt. He also likes the bolts that are on the helmets of the Air Force Academy football team but wants something slightly different. He has the "Charger Bolt" designed to be different and places them on the uniforms. QB Jack Kemp and T Ron Mix model the uniforms.

April 9-12 — A total of 207 tryout candidates are reduced to three. The three candidates receive invites to training camp after a four-day tryout in Burbank, Calif.

July 1 — General Manager Frank Leahy resigns due to health issues.

July 8 — Chargers open their first training camp at Chapman College in Orange, Calif.

July 9 — Sid Gillman assumes the role of general manager in addition to his head coach duties.

Aug. 6 — RB Paul Lowe returns opening kickoff 105-yards for a touchdown as Chargers defeat the Titans of New York, 27-7 at the L.A. Coliseum in their first preseason game (crowd attendance: 27,778).

Sept. 10 — The Chargers overcome a 20-7 deficit in the fourth quarter to defeat Dallas, 21-20 at the Coliseum in the first-ever AFL regular-season game (crowd attendance: 17,724).

Dec. 10 — Chargers top Denver in a 41-33 victory at the Coliseum to clinch their first AFL Western Division title.

Dec. 23 — Hilton accepts the invitation to visit San Diego for possible relocation from Los Angeles.

## 1961

Jan. 1 — At Houston's Jeppesen Stadium, the Houston Oilers defeated the Chargers, 24-16, for the AFL Championship (crowd attendance: 32,183).

Jan. 6 — Civic leaders from the Greater San Diego Sports Association attract major-league sports following Hilton's visit to San Diego.

Feb. 10 — The AFL gives Hilton formal approval to relocate the Chargers to San Diego.

May 1 — Workers begin enlarging the Chargers future home, Balboa Stadium. The addition of an upper deck increase capacity from 23,000 to 34,000.

July 22 — Chargers open training camp at the University of San Diego.

Aug. 6 — Chargers defeat Houston, 27-14, in the first preseason game at Balboa Stadium (crowd attendance: 12,304).

Nov. 19 — Chargers defeat Dallas, 24-14, and clinch their second AFL West Division Title. CB Charlie McNeil records the club's 43rd pass interception of the season, a professional record.

Dec. 17 — Against Boston at Balboa Stadium, CB Dick Harris intercepts Babe Parilli's pass to record the team's 49th interception of the season, setting a new professional record.

Dec. 24 — Houston defeats the Chargers, 10-3, at Balboa Stadium in the second-straight home matchup in the AFL Championship (crowd attendance: 29,556).

## 1962

Jan. 7 — West defeats East, 47-27, at Balboa Stadium in the first AFL All-Star Game which features 11 Chargers players and coaches.

Sept. 16 — RB Keith Lincoln returns a 103-yard kickoff return vs. the Titans of New York. It is the first regular-season kickoff return touchdown in team history.

## 1963

Jan. 13 — DE Earle Faison is named Outstanding Defensive Player as the West defeats East, 21-14, in the AFL All-Star Game at Balboa Stadium (crowd attendance: 27,641).

April 30 — Owner Barron Hilton and his father, Conrad, sell one-third of their interest in the Chargers to San Diego businessmen John Mabee, George Pernicano, Kenneth Swanson, James Copley, and Los Angeles businessman M.L. Bengston.

July 10 — Chargers open training camp at Rough Acres Ranch, 60 miles East of San Diego.

Oct. 20 — FL Lance Alworth posts a career-high of 232 receiving yards and two touchdowns in the 38-17 victory over Kansas City.

Nov. 23 & 24 — The AFL postpones all games following the Nov. 22 assassination of President John F. Kennedy.

Dec. 22 — RB Paul Lowe rushes for 183 yards and two touchdowns as Chargers clinch the third AFL West title with a 58-20 victory over Denver. Eight Chargers score during the game.

## 1964

Jan. 5 — RB Keith Lincoln totals 349 offensive yards as the Chargers win the AFL Championship by defeating Boston 51-10 at Balboa Stadium (crowd attendance: 30,127).

Jan. 19 — Lincoln is named MVP after gaining 121 yards as West defeats East, 27-14, in the AFL All-Star Game at Balboa Stadium (crowd attendance: 20,016).

Jan. 29 — The AFL signs a five-year deal with NBC to start in 1965, for \$36 million.

July 15 — Chargers open training camp at Travelodge in Escondido, Calif.

Oct. 3 — The Chargers and New York Jets tie, 17-17, at New York's Shea Stadium before an AFL-record crowd of 50,222.

Nov. 26 — Balboa Stadium record crowd (34,865) watches as Buffalo defeat the Chargers, 27-24, on Thanksgiving Day.

Dec. 6 — Chargers clinch their fourth AFL West title in five years by defeating the New York Jets, 38-3, at Balboa Stadium (crowd attendance: 25,753).

Dec. 26 — With FL Lance Alworth out with a knee injury and RB Keith Lincoln sidelined with a rib fracture, Buffalo beats the Chargers, 20-7, to clinch the AFL Championship.

## 1965

Jan. 16 — RB Keith Lincoln runs for an 80-yard touchdown as West defeats East, 38-14, in the AFL All-Star Game at Houston's Jeppesen Stadium. The game is originally moved from San Diego to New Orleans but moves to Houston at a day's notice after racial mistreatment in New Orleans.

April 27 — San Diego City Council (SDCC) endorses the construction of a multipurpose stadium in Mission Valley, this terminates the idea of a floating stadium in Mission Bay.

May 17 — SDCC approves expenditure of \$750,000 for architectural and engineering drawings of a 50,000-seat stadium at the southwest corner of Friars Road and Murphy Canyon Road in Mission Valley.



Nov. 2 — Construction of the \$27 million stadium is approved by a 73 percent “yes” vote by San Diego citizens.

Dec. 12 — The Chargers win their fifth AFL West title in six years by defeating the Texans, 37-26 at Rice Stadium in Houston.

Dec. 23 — RB Paul Lowe and FL Lance Alworth finish first and second in the player voting for AFL Player of the Year honors.

Dec. 24 — Groundbreaking ceremonies are conducted for the team’s future home, San Diego Stadium.

Dec. 26 — Buffalo defeats the Chargers, 23-0, at Balboa Stadium for the AFL Championship. At halftime, Chrysler introduces their new line of cars named “Chargers” (crowd attendance: 30,361).

### 1966

Jan. 15 — AFL All-Stars beat Buffalo, 30-19, in Houston’s Rice Stadium. FL Lance Alworth catches two touchdowns and LB Frank Buncom is named Defensive Player of the Game.

June 8 — The AFL and NFL announce plans to merge in 1970. The Chargers and Los Angeles Rams plan to play three preseason games at San Diego Stadium beginning in 1967.

Aug. 25 — Eugene V. Klein of Beverly Hills heads a group of 21 executives to purchase the Chargers for \$10 million, a record price in professional football.

### 1967

Aug. 20 — San Diego Stadium is dedicated before 45,988 fans. Detroit beats the Chargers, 38-17, in the team’s first preseason meeting with an NFL team.

Oct. 15 — CB Leslie “Speedy” Duncan sets AFL-record of 100-yard pick-six and a 35-yard fumble recovery for another touchdown as Chargers defeat Kansas City, 45-31. The game features 897 yards of total offense and 622 yards in returns.

Dec. 3 — The Chargers face Oakland in the first sellout game at San Diego Stadium while 2,018 watch the game on closed-circuit television at the San Diego Sports Arena (crowd attendance: 52,661).

### 1968

Aug. 3 — Chargers capture their first victory over an NFL team by defeating San Francisco, 30-18, in a preseason game at San Diego Stadium.

Nov. 24 — CB Leslie “Speedy” Duncan sets an AFL-record with a 95-yard punt return for a touchdown against the New York Jets at San Diego Stadium.

### 1969

Sept. 28 — The Chargers defeat the defending Super Bowl Champions, the New York Jets, before a record crowd of 54,042 at San Diego Stadium.

Nov. 14 — Offensive backfield coach, Charlie Waller, is named Chargers head coach following the resignation of Sid Gillman, who suffers from a stomach ulcer and chest hernia. Gillman remains as the team’s general manager.

Dec. 14 — FL Lance Alworth sets a professional record as he records a catch in his 96th consecutive game. The Chargers defeat Buffalo, 45-6.

### 1970

Jan. 17 — QB John Hadl leads the West to a 26-3 victory in the final AFL All-Star Game at the Houston Astrodome.

Sept. 18 — The first AFL-NFL merger game is played with the two divisions in the NFL being the NFC and AFC.

Sept. 27 — Smoke and ash from huge fires in San Diego’s east county darken the skies over San Diego Stadium. Hadl hurls a 65-yard touchdown pass to RB Jeff Queen and another 35-yard touchdown pass to FL Lance Alworth late in the fourth quarter as the Chargers salvage a 27-27 tie with Oakland.

Dec. 30 — Sid Gillman returns as Chargers head coach and Charlie Waller becomes an offensive coach in the staff reorganization announced by President Gene Klein.

### 1971

Feb. 13 — Harland Svare is named Chargers General Manager.

May 19 — The Chargers trade FL Lance Alworth to Dallas for TE Pettis Norman, T Tony Liscio and DT Ron East.

Nov. 15 — K Dennis Partree nails a 45-yard field goal as time expires and the Chargers beat St. Louis 20-17 on *Monday Night Football*.

Nov. 22 — After a 34-33 loss at Oakland, San Diego holds a 4-6 record. Sid Gillman resigns as head coach and Harland Svare replaces him on an interim basis.

Dec. 19 — Harland Svare is named Chargers head coach during a press conference in Houston.

### 1972

Jan. 18 — QB John Hadl is named NFL Man of the Year as the top citizen-athlete of 1971. A \$25,000 scholarship fund in Hadl’s name benefits San Diego students.

March 28 — FL Lance Alworth is inducted into the Breitbard Hall of Fame at the San Diego Hall of Champions.

Sept. 5 — The Chargers trade DT George Wright to Cleveland. In a 221-day period, General Manager/Head Coach Harland Svare consummates 21 trades.

### 1973

Jan. 22 — The Chargers acquire QB Johnny Unitas from Baltimore.

Jan. 30 — In the third round of the 1973 NFL Draft, the Chargers select future Hall of Fame QB Dan Fouts at No. 64 overall from the University of Oregon.

Sept. 30 — QB Johnny Unitas completes a 30-yard pass to RB Mike Garrett vs. Cincinnati and becomes the first quarterback in history to pass for more than 40,000 yards.

Nov. 5 — Harland Svare resigns as head coach but remains general manager. Ron Waller is named interim head coach.

### 1974

Jan. 8 — President Gene Klein names Tommy Prothro Chargers head coach.

Jan. 29 — The Chargers trade former All-Pro G Walt Sweeney, who played in 154 consecutive games for the Chargers, to Washington.

Dec. 15 — RB Don Woods sets a team and NFL rookie record with 1,162 rushing yards. Chargers beat Denver, 17-0, in their first shutout in 105 games.

### 1975

Jan. 2 — RB Don Woods is named Rookie of the Year for the 1974 season.

Jan. 28 — In the second round of the 1975 NFL Draft, the Chargers select future Hall of Fame DE Fred Dean at No. 33 overall from Louisiana Tech.

March 10 — T Ron Mix is inducted into the Breitbard Hall of Fame at the San Diego Hall of Champions.

Dec. 7 — The Chargers defeat Kansas City, 28-20, ending 11-game losing streak.

### 1976

Jan. 20 — Harland Svare resigns as general manager.

Feb. 16 — John Sanders is named Chargers general manager.

April 2 — The Chargers trade DE Coy Bacon to Cincinnati to acquire future Hall of Fame WR Charlie Joiner.

July 5 — UC San Diego becomes the sixth training site in club history.

Aug. 15 — St. Louis defeats the Chargers, 20-10, in a preseason game overseas at Tokyo’s Korakuen Stadium.

Aug. 21 — The Chargers complete their preseason international trip with a 17-16 loss to San Francisco in Honolulu, Hawaii.

Sept. 28 — The Bolts score 27 points in the second quarter to defeat St. Louis, 43-24, for a 3-0 start, the team’s best since 1968.

Oct. 17 — The Chargers celebrate alumni weekend in San Diego with a 30-27 win over Houston. The late Frank Buncom (1962-67), Bob Laraba (1960-61), Emil Karas (1960-64, 66) and Jacque MacKinnon (1961-69) are named honorary members of the newly formed Chargers Hall of Fame.

## 1977

Oct. 30 — K Rolf Benirschke hits an extra point following QB James Harris' five-yard touchdown run on fourth down as time expires to give the Chargers a 14-13 victory at Miami.

Nov. 13 — FL Lance Alworth becomes the first member of the Chargers Hall of Fame at the induction ceremony during halftime of the Chargers vs. Denver game.

Nov. 20 — With QBs James Harris and Bill Munson injured, rookie QB Cliff Olander leads the Chargers to a 12-7 victory over defending-Super Bowl Champion Oakland in San Diego (crowd attendance: 50,887).

## 1978

Jan. 23 — Lance Alworth is named the first AFL player and Charger to be named to the Pro Football Hall of Fame at halftime of AFC-NFC Pro Bowl Game in Tampa.

Sept. 25 — Don Coryell is named the sixth head coach in Chargers history by President Gene Klein after Tommy Prothro resigns.

Oct. 8 — The Chargers defeat Denver, 23-0, for Don Coryell's first win as head coach.

Nov. 5 — T Ron Mix is inducted into the Chargers Hall of Fame.

Nov. 12 — QB Dan Fouts throws a 14-yard touchdown pass to WR John Jefferson as time expires to give Chargers a 29-23 overtime victory against Kansas City.

## 1979

Jan. 29 — T Ron Mix becomes the second AFL player and Charger named to the Pro Football Hall of Fame at halftime of the Pro Bowl.

May 3 — The Chargers trade the 20th and 47th picks in the 1979 NFL Draft to Cleveland for the No. 13 selection, using that to select future Hall of Fame TE Kellen Winslow out of the University of Missouri.

Oct. 21 — QB Dan Fouts passes for 326 yards in the 40-16 victory at Los Angeles. This is his third-consecutive 300-yard passing game, setting an NFL record.

Oct. 25 — QB Dan Fouts extends his NFL record for consecutive 300-yard games to four-straight after totaling 303 passing yards at Oakland.

Nov. 18 — RB Paul Lowe is inducted into the Chargers Hall of Fame.

Dec. 11 — The Bolts clinch their first playoff berth in 14 years. They score all of their points in the first half of the 35-0 victory over New Orleans.

Dec. 17 — The Chargers defeat Denver to clinch their first division title since 1965 and sixth all-time AFC West title in the game at San Diego Stadium and in front of a national television audience on ABC's *Monday Night Football* (crowd attendance: 51,910).

## 1980

Jan. 14 — General Manager John Sanders is named NFL Executive of the Year in a ballot vote of NFL executives conducted by *Sporting News*.

Jan. 27 — Head Coach Don Coryell and his staff, along with T Russ Washington, QB Dan Fouts, DT Gary Johnson, DE Fred Dean, WR Charlie Joiner and G Ed White represent the Chargers on the AFC squad in the Pro Bowl at Honolulu's Aloha Stadium.

Sept. 14 — QB Dan Fouts has a 24-yard touchdown pass to WR John Jefferson in overtime to give the Chargers a 30-24 victory over Oakland at San Diego Stadium (crowd attendance: 51,943).

Sept. 28 — The Bolts defeat Kansas City, 24-7, at Arrowhead Stadium to improve to 4-0 in AFC West play, their best division start since 1966.

Oct. 19 — QB Dan Fouts passes for a then-team-record 444 yards in a 44-7 victory over the New York Giants.

Nov. 30 — RB Keith Lincoln and first Chargers owner Barron Hilton are inducted into the Chargers Hall of Fame.

Dec. 22 — On *Monday Night Football* at San Diego Stadium, TE Kellen Winslow catches 10 passes for 171 yards as the Chargers clinch their second-straight, seventh all-time AFC West title by defeating Pittsburgh, 26-17. San Diego's Mayor Pete Wilson announces San Diego Stadium to be renamed San Diego Jack Murphy Stadium in honor of the late Jack Murphy, editor at the *San Diego Union-Tribune*.

## 1981

Feb. 1 — The Chargers become the first team in Pro Bowl history to feature three all-star defensive linemen from the same team — Gary Johnson, Louie Kelcher and Fred Dean are all starters.

Sept. 7 — QB Dan Fouts (330 yards and three touchdowns), RB Chuck Muncie (161 rushing yards) and WR Charlie Joiner (six catches and 191 receiving yards) lead the Chargers to a 44-14 victory in *Monday Night Football's* season-opener in Cleveland (crowd attendance: 78,904).

Nov. 22 — QB Dan Fouts passes for six touchdowns, including four to TE Kellen Winslow, who also catches a fifth passing score from RB Chuck Muncie in a 55-21 win at Oakland.

Nov. 29 — DT Ernie Ladd and G Walt Sweeney are inducted into the Chargers Hall of Fame.

Dec. 21 — The Chargers clinch their third-straight, eighth all-time AFC West title on the final Monday night of the season by defeating Oakland, 23-10.

## 1982

Jan. 2 — K Rolf Benirschke makes a 27-yard field goal after 13:52 of overtime to give the Chargers a dramatic 41-38 victory over Miami at the Orange Bowl in one of the most epic playoff games in NFL history, making the game known as The Epic In Miami.

Jan. 10 — The Chargers lose to Cincinnati for the AFC Championship, 27-7, in what is the coldest game in NFL history at this time. The temperature at kickoff is -9 °F with a wind chill of -59 °F.

Sept. 12 — San Diego's defense doesn't allow a touchdown for the first time since Dec. 9, 1979. The Chargers go on to win their season opener, 23-3, in Denver.

Sept. 21 — The NFL Players Association (NFLPA) walk out on strike.

Nov. 16 — The Management Council and NFLPA come to an agreement to end the eight-week strike.

Dec. 11 — QB Dan Fouts ties a club record with 444 passing yards and 33 completions as the Bolts defeat the defending-Super Bowl Champion San Francisco 49ers, 41-37.

Dec. 20 — The Chargers set four team records, including 661 total yards, as they defeat defending-AFC Champion Cincinnati, 50-34.

## 1983

Jan. 9 — RB Chuck Muncie runs for 126 rushing yards and QB Dan Fouts throws for 333 passing yards as the Chargers clinch a Wild Card playoff spot by defeating Pittsburgh, 31-28.

April 11 — The Chargers sign a 20-year lease with San Diego, which allows them to continue to play in Jack Murphy Stadium with additional plans to expand stadium capacity to 60,100.

July 30 — Former Chargers head coach Sid Gillman is inducted into the Pro Football Hall of Fame as the third Charger to be inducted in team history.

Oct. 10 — Expansion construction begins on Jack Murphy Stadium.

Nov. 27 — QB John Hadl is inducted into the Chargers Hall of Fame.

## 1984

- Jan. 16 — K Rolf Benirschke is named NFL/Miller Man of the Year.
- May 1 — Expansion construction is completed at Jack Murphy Stadium.
- May 24 — The NFL announces that San Diego will host Super Bowl XXII on Jan. 31, 1988.
- Aug. 1 — Alex G. Spanos, one of the nation's leading apartment complex builders, purchases majority interest in Chargers from Eugene V. Klein.
- Aug. 28 — Spanos is officially approved as majority owner of the Chargers by a vote of NFL owners. "I'm on cloud nine," said Spanos. "This is the culmination of a dream, a lifelong dream. I'm a very happy man today."
- Oct. 7 — TE Kellen Winslow catches a then-team-record 15 passes at Green Bay.
- Oct. 29 — LB Chuck Allen is inducted into the Chargers Hall of Fame.
- Nov. 25 — WR Charlie Joiner records a then-NFL-record 650th career catch at Pittsburgh.
- Dec. 11 — San Diego Mayor Roger Hedgecock declares Dec. 11 "Charlie Joiner Day" in San Diego.

## 1985

- Nov. 3 — WR Gary Garrison and first Chargers head coach Sid Gillman are inducted into the Chargers Hall of Fame.
- Nov. 10 — RB/KR Lionel James gains 345 all-purpose yards, including the game-winning, 17-yard touchdown run in overtime for a 40-34 victory over the Los Angeles Raiders. It is the second-most all-purpose yards in a game in NFL history.
- Dec. 22 — G Ed White plays in his 241st career game, a then-NFL-record, the most among offensive linemen. QB Mark Herrmann sets a club-record for completions (37) and attempts (58) as a starter for injured QB Dan Fouts.

## 1986

- Sept. 7 — San Diego opens the season with 500 yards of total offense — 224 rushing and 276 passing — in a 50-28 victory over Miami.
- Oct. 29 — Assistant Head Coach Al Saunders is named head coach following Don Coryell's resignation. At 39, Saunders is the youngest head coach in NFL history.
- Nov. 9 — The Chargers beat Denver, 9-3, for Saunders' first NFL win.
- Dec. 29 — DE Leslie O'Neal is named Defensive Rookie of the Year by *The Associated Press*.

## 1987

- Jan. 6 — Al Saunders signs a five-year contract to remain as the team's head coach.
- Jan. 12 — WR Charlie Joiner retires with 750 career receptions, the most in NFL history at the time, and is immediately named Chargers wide receivers coach.
- Jan. 27 — Steve Ortmyer is named Director of Football Operations for the Chargers.
- Sept. 22 — NFLPA begins a strike that lasted 24 days. Week 3 games are cancelled due to the strike before replacement teams are fielded.
- Oct. 15 — NFLPA strike ends.
- Oct. 18 — The Chargers finish the season as one of two undefeated (3-0) strike teams by winning all three games in the fourth quarter.
- Nov. 15 — The Chargers beat the Los Angeles Raiders for their eighth-straight win. The Bolts end the season with the best record in the League (8-1) and earn the first season sweep of the Raiders since 1981.

## 1988

- Jan. 31 — Washington defeats Denver, 42-10, in Super Bowl XXII at Jack Murphy Stadium.
- March 24 — QB Dan Fouts announces his retirement as the NFL's second all-time leading passer with 43,045 yards while holding seven NFL records and 42 club records.
- Sept. 18 — The Chargers end their eight-game regular-season losing streak against Seattle with a 17-6 win. It is their first win against the Seahawks since 1983.
- Nov. 27 — QB Dan Fouts' jersey, No. 14, is retired at halftime of "Dan Fouts Day" in San Diego.
- Dec. 18 — RB Gary Anderson sets club records with 34 carries and 217 rushing yards in a 24-13 victory over Kansas City.
- Dec. 19 — Head coach Al Saunders is relieved of his duties.

## 1989

- Feb. 9 — Former Chargers quarterback, Redskins assistant and Falcons head coach, Dan Henning, is named Chargers head coach.
- Dec. 17 — RB Marion Butts sets a club record with 39 carries and a team rookie record with 176 yards in a 20-13 win vs. Kansas City.
- Dec. 18 — Director of Football Operations Steve Ortmyer is terminated.
- Dec. 24 — Chargers beat defending-AFC Champion Broncos, 19-16, marking the 14th consecutive game as the Chargers hold an opponent to 20 points or less and the Chargers' 13th game of the season to be decided by seven points or less.

## 1990

- Jan. 3 — Bobby Beathard is named Chargers general manager.
- March 11 — Former team president Eugene V. Klein dies.
- April 17 — The Chargers announce the formation of their cheerleading dance team, "The Charger Girls."
- April 23 — The Chargers select future Hall of Fame LB Junior Seau from Southern California at No. 5 overall in the 1990 NFL Draft.
- Oct. 28 — CB Gill Byrd intercepts two passes vs. Tampa Bay, marking a team-record 29th and 30th of his career to surpass former CB Dick Harris.
- Dec. 16 — RB Marion Butts sets a single-season team record with 1,225 rushing yards.

## 1991

- Feb. 19 — G Ed White is inducted into the Breitbard Hall of Fame.
- April 5 — Alex G. Spanos serves as the National Chairman of USO's Golden Anniversary Salute Luncheon in Los Angeles and produces USO's most successful fundraising event in history, raising more than \$4.5 million.
- Oct. 6 — The 0-5 Chargers defeat the 3-2 Raiders, 21-13, at the team's first non-strike win at the Coliseum since the Raiders move to Los Angeles.
- Dec. 23 — Dan Henning and his coaching staff are terminated.

## 1992

- Jan. 2 — Former Georgia Tech head coach, Bobby Ross, is named Chargers head coach.
- Aug. 13 — The Chargers acquire QB Stan Humphries in a trade with Washington.
- Nov. 1 — The Bolts defeat Indianapolis, 26-0, to become the first team in NFL history to win four-straight games after starting the season 0-4.
- Dec. 20 — The Chargers clinch their first playoff berth since 1983 with a 36-14 win against the Los Angeles Raiders. They become the only team in history to start a season 0-4 to finish with a winning record and make the playoffs.
- Dec. 27 — The Chargers win their ninth AFC West title with a 31-14 win in Seattle.

## 1993

- Jan. 2 — RB Marion Butts rushes for 119 yards and a touchdown on a rain-soaked field at Jack Murphy Stadium as the Chargers shut out Kansas City, 17-0, in the AFC Wild Card playoff game. The defense records seven sacks and two interceptions.
- July 31 — QB Dan Fouts is the fourth Charger to be inducted into the Pro Football Hall of Fame.
- Sept. 19 — QB Dan Fouts and WR Charlie Joiner are inducted into the Chargers Hall of Fame. The team recognizes former players and the 1963 AFL Championship team. At the game, K John Carney kicks six field goals as the Chargers are victorious over Houston, 18-17.
- Oct. 27 — Thanks to efforts of Alex G. Spanos, NFL owners award Super Bowl XXXII to San Diego (January 25, 1998).
- Nov. 9 — In recognition of his efforts that secured Super Bowl XXXII, San Diego Mayor Susan Golding proclaim Nov. 9, 1993, as "Alex G. Spanos Day" in San Diego.
- Dec. 12 — Former owner Barron Hilton is honored with tribute and a bronze sculpture at Jack Murphy Stadium. As one of the AFL's founding members in 1959, Hilton brought the Chargers to San Diego in 1961 as the city's first major league sports franchise.

## 1994

- July 30 — The Chargers face Atlanta in the Hall of Fame Game in Canton, Ohio.
- Aug. 13 — The Bolts make first appearance in the American Bowl, falling short to the New York Giants, 28-20, at Olympic Stadium in Berlin, Germany.
- Sept. 4 — FS Stanley Richard returns a 99-yard interception for a touchdown that helped lead the way to a 37-34 come-from-behind win in Denver to open the season.
- Sept. 18 — QB Stan Humphries and WR Tony Martin tie an NFL record with a 99-yard touchdown pass in a 27-10 win against Seattle at Husky Stadium.
- Sept. 25 — The Chargers defeat the Raiders, 26-24, on a 33-yard field goal by K John Carney with two seconds remaining. The Bolts improve to 4-0, the team's best start since 1980.
- Oct. 16 — San Diego becomes the NFL's last unbeaten team (6-0) of the season after a win in New Orleans.
- Dec. 18 — The Chargers clinch their tenth AFC West title with a 21-6 road victory over the New York Jets.

## 1995

- Jan. 8 — The Chargers overcome a 21-6 third-quarter deficit to advance to the AFC Championship game with a 22-21 victory over Miami.
- Jan. 15 — The Chargers advance to their first Super Bowl in franchise history after a 17-13 win over the heavily-favored Steelers at Three Rivers Stadium. LB Dennis Gibson knocks down Neil O'Donnell's pass to stop the Steelers on fourth down at the Chargers three-yard line with 1:04 left in the game. Upon the team's return to San Diego, an estimated crowd of 70,000 fans are packed inside Jack Murphy Stadium to welcome them home.
- Jan. 29 — The Chargers suffer a 49-26 loss to the San Francisco 49ers in Super Bowl XXIX in Miami, Florida. WR/KR Andre Coleman ties Super Bowl record with a 98-yard kickoff return touchdown in the third quarter.
- Jan. 30 — Upon the team's return to San Diego following the Super Bowl, more than 100,000 fill the streets of downtown San Diego for a post-Super Bowl parade.
- Feb. 1 — Defensive Coordinator Bill Arnsparger retires.
- March 6 — Chargers President Dean Spanos announces agreement with the City of San Diego that extended their lease through 2020. The agreement plan includes an expansion of the stadium capacity to more than 70,000 and modernization.
- May 2 — Dean Spanos signs General Manager Bobby Beathard and Head Coach Bobby Ross to contract extensions that will last through 1999.

May 18 — Owner Alex Spanos announce plans to create the Alex G. Spanos San Diego Foundation, a non-profit organization designated to "help San Diego build on its strengths by supporting individuals, activities and organizations that work to make the city a better place to live." He also announces a \$1.5 million donation to the San Diego Hall of Champions.

June 19 — LB David Griggs is killed in a one-car accident in Davie, Fla. He is the first player in team history to die while on the active roster.

July 29 — TE Kellen Winslow is inducted into the Pro Football Hall of Fame, becoming the fifth Hall of Famer in Chargers history.

Aug. 19 — The Chargers preseason game in Houston is canceled due to unsafe field conditions at the Astrodome. It is the first-ever canceled NFL game.

Sept. 3 — The Chargers face the Raiders in their first regular-season game at the Oakland Coliseum since 1981.

Dec. 17 — K John Carney passes Rolf Benirschke as the team's all-time leader for career made field goals in a 27-24 victory in Indianapolis.

Dec. 23 — SS Shaun Gayle has a 99-yard interception return through a barrage of snowballs that seals a 27-17 road win over the New York Giants, clinching San Diego's third playoff berth in four seasons.

## 1996

- April 3 — President Dean Spanos announces that minority owner George Pernicano is selected as the 19th member of the Chargers Hall of Fame.
- May 11 — RB Rodney Culver and his wife, Karen, are killed in a plane crash (ValJet Flight 592) in the Florida Everglades.
- July 27 — The Chargers defeat Pittsburgh, 20-10, in the American Bowl in Tokyo, Japan. WR Charlie Joiner is inducted into the Pro Football Hall of Fame in Canton, Ohio, the sixth in Chargers history.
- Sept. 8 — Minority owner George Pernicano is inducted into the Chargers Hall of Fame.
- Nov. 2 — Owner Alex Spanos receives the Gloria Swanson Humanitarian Award at the American Cinema Awards 11th Annual All-Star Gala in Beverly Hills, Calif. The award is presented to an individual who contributes beyond all others to those who are less fortunate in the United States and around the world.

## 1997

- Jan. 3 — Head Coach Bobby Ross resigns and his coaching staff is released.
- Jan. 10 — Alex Spanos donates \$1 million to the American Red Cross to assist flood victims in Northern California.
- Jan. 19 — Bobby Beathard names Kevin Gilbride Chargers head coach.
- Feb. 13 — The Alex G. Spanos Sports Fields are dedicated at Kate Sessions Elementary School in Pacific Beach, Calif., with a culmination of \$102,000 donation from the Spanos family. The field is for students from Kate Sessions and Bishops School as well as for the community of Pacific Beach.
- April 7 — Qualcomm is awarded naming rights to Jack Murphy Stadium, changing the home of the Bolts to Qualcomm Stadium.
- May 23 — Dean Spanos introduces K Rolf Benirschke as the 20th inductee to the Chargers Hall of Fame. The induction ceremonies are set for Sept. 28.
- Aug. 2 — The Chargers defeat the San Francisco 49ers, 20-13, in the first game at the newly-renovated and expanded Qualcomm Stadium (crowd attendance: 62,542).
- Sept. 14 — K John Carney surpasses Rolf Benirschke as the Chargers' all-time leading scorer with his 767th career point against Carolina.

## 1998

Feb. 27 — QB Stan Humphries announces his retirement. Alex Spanos donates \$100,000 to create the Brooke Humphries Heart Fund at the Children's Hospital.

March 12 — The Chargers acquire the No. 2 overall selection in the 1998 NFL Draft from Arizona for WR Eric Metcalf, LB Patrick Sapp, the team's first (third overall) and second (32nd overall) selections in 1998, and their first-round selection of the 1999 NFL Draft.

April 18 — The Chargers use their newly-acquired No. 2 overall pick to select Washington State QB Ryan Leaf.

Sept. 6 — The Chargers defeat Buffalo, 16-14, in front of the largest home opener crowd in team history (crowd attendance: 64,037).

Oct. 13 — Head Coach Kevin Gilbride is fired after his sixth game of the season. Quarterbacks Coach June Jones takes over as the interim head coach.

Nov. 29 — A home-record crowd of 66,532 see the Bolts play defending-Super Bowl Champion Denver Broncos. At halftime of the game, former CB/S Gil Byrd is inducted into the Chargers Hall of Fame.

## 1999

Jan. 20 — Mike Riley is named Chargers head coach after June Jones accepts the job as head coach at the University of Hawaii.

Sept. 19 — The Chargers beat Cincinnati, 34-7. Riley is the first Chargers head coach to win a debut game since Sid Gillman in 1960.

Oct. 24 — The Chargers set a new home attendance record of 68,274 against the Green Bay Packers.

Nov. 21 — DT Gary "Big Hands" Johnson is inducted into the Chargers Hall of Fame.

Nov. 28 — QB Jim Harbaugh passes for a career-high 404 passing yards at Minnesota. He becomes the second quarterback in Chargers history to top 400-yards in a game.

## 2000

March 22 — The Spanos family and Chargers contribute more than \$3 million towards a new Chargers Champion community outreach initiative. It will benefit students, schools and educators who are "making a difference" for San Diego's future. Chargers Champions also encompasses the team's ongoing support of youth and high school football as well as its long-standing community service programs such as the blood drive.

April 25 — General Manager Bobby Beathard retires after 37 years in the NFL. Dean Spanos names Ed McGuire as Vice President of Football Operations.

June 6 — The Spanos family contributes \$250,000 through Chargers Champions to create and fund freshman football and volleyball in San Diego Schools, beginning in the Fall of 2000.

Sept. 24 — G Doug Wilkerson is inducted into the Chargers Hall of Fame.

## 2001

Jan. 5 — Dean Spanos names John Butler as Executive Vice President and General Manager of the Chargers.

Jan. 9 — Norv Turner is named offensive coordinator. Prior to his time with the Chargers, Turner was Dallas' Offensive Coordinator during back-to-back Super Bowl titles in 1992 and 1993.

April 20 — Chargers trade the No. 1 pick in the 2001 NFL Draft to Atlanta for Falcons first pick (No. 5) and third-round pick. The Chargers receive WR/KR Tim Dwight and Falcons' second-round pick in the 2002 NFL Draft.

April 22 — The Chargers use their top selections in the Draft to select Heisman Trophy finalists, and future Hall of Fame RB LaDainian Tomlinson of TCU and QB Drew Brees of Purdue.

Nov. 25 — WR Wes Chandler is inducted into the Chargers Hall of Fame.

Dec. 31 — Mike Riley's tenure as a head coach ends as team announces his contract will not be renewed for the 2002 season.

## 2002

Jan. 29 — Marty Schottenheimer is named the team's 13th head coach.

May 9 — The Chargers sign a five-year agreement to move training camp to the Home Depot Center at Cal State Dominguez Hills in Carson, Calif.

May 14 — Dean Spanos announces Mark Fabiani as Special Counsel to the President. Fabiani's primary function is to work with the San Diego community to secure a new state-of-the-art stadium in the San Diego region.

Sept. 8 — Head Coach Marty Schottenheimer leads the Chargers to a 34-6 victory over Cincinnati in his debut with a 4-0 start. He becomes the only coach in team history to win his first four games.

Nov. 3 — Former head coach Bobby Ross and QB Stan Humphries are inducted into the Chargers Hall of Fame.

Dec. 1 — RB LaDainian Tomlinson rushes for a then-team-record 220 yards vs. Denver.

Dec. 8 — RB LaDainian Tomlinson breaks RB Natrone Means' team-record of 1,350-yards (1994). Tomlinson ends the season with 1,683-rushing yards and is selected to the Pro Bowl.

Dec. 22 — LB Junior Seau plays in his franchise-record-tying 200th career game. He finishes the game with five tackles.

## 2003

Jan. 26 — Super Bowl XXXVII is played at Qualcomm Stadium. Tampa Bay defeats Oakland, 48-21, for their first Super Bowl Championship.

March 4 — The Chargers begin to negotiate with the City of San Diego to replace the then 36-year-old Qualcomm Stadium.

April 11 — General Manager John Butler succumbs to his nine-month battle with cancer.

April 16 — The Chargers trade LB Junior Seau to Miami.

April 22 — AJ Smith is promoted to Executive Vice President and General Manager of the team.

July 22 — The Chargers open training camp at the Home Depot Center in Carson, Calif.

Oct. 27 — The Chargers' *Monday Night Football* game vs. Miami is relocated to Sun Devil Stadium in Tempe, Ariz., as Qualcomm Stadium is being used as an evacuation site during wildfires that rage through San Diego County. Admission to Sun Devil Stadium for the game is free and volunteers collect more than \$225,000 in donations for the fire relief.

Oct. 31 — Alex Spanos donates \$1 million to San Diego Fire Relief Fund.

Nov. 9 — DT Louie Kelcher is inducted into the Chargers Hall of Fame.

Dec. 14 — RB LaDainian Tomlinson amasses 195 total yards against Green Bay, raising his season total to 2,011. He becomes the first player in team history and only the eighth player in NFL history to record consecutive seasons with 2,000 all-purpose yards.

Dec. 28 — RB LaDainian Tomlinson breaks his own team record with 243 rushing yards in the 21-14 victory over the Raiders. During the game, he becomes the first player in NFL history to rush for 1,000 yards and catch 100 passes in the same season.



## 2004

April 24 — The Bolts select QB Eli Manning No. 1 overall in the NFL Draft. An hour later, Manning is traded to the New York Giants for QB Philip Rivers, who was selected by New York with the fourth overall choice. The Chargers also acquire the Giants third-round choice in 2004 and their first and fifth-round selections in the 2005 NFL Draft.

July 2 — The Chargers and the City of San Diego sign a new lease agreement. The new lease is scheduled to run through 2008 and helped pave the way for a referendum that will give San Diegans the opportunity to vote for a new football-only stadium in 2006.

July 26 — G Ed White and C/G Don Macek are named to the Chargers Hall of Fame.

Aug. 14 — The Chargers preseason game against Indianapolis is blacked out locally. It is the first local television blacked out since Sept. 27, 1998. As part of the team's previous lease, all blackout dates had been lifted since Oct. 18, 1998.

Oct. 31 — QB Drew Brees completes 22-of-25 passes for 281 yards with five touchdowns and no interceptions. The Chargers beat Oakland 42-14. Brees finishes the game with a career-high passer rating of 153.1 and is named AFC Offensive Player of the Week.

Nov. 15 — Jim Steeg, who helped the Super Bowl become one of the world's premier sporting events, is named Executive Vice President and Chief Operating Officer of the Chargers.

Dec. 16 — The team announces that training camp will be held at Chargers Park beginning in 2005.

Dec. 19 — The Chargers clinch their first AFC West title since 1994 with a 21-0 win in Cleveland on a snowy day. The game-time temperature is 18 degrees with a wind-chill factor of -10. It is the Chargers' first shutout since Nov. 29, 1993.

## 2005

Jan. 7 — Alex Spanos donates \$150,000 providing aid to victims of the devastating tsunami that rocked Southeast Asia on Dec. 26, 2004.

Jan. 8 — Chargers fall to the New York Jets in overtime, 20-17, in the AFC Wild Card Playoffs in what was the team's first postseason appearance since 1995.

Jan. 14 — Head Coach Marty Schottenheimer agrees to a two-year contract extension through 2007.

March 7 — Dean Spanos extends General Manager AJ Smith's contract through the 2009 season.

July 29 — Chargers open training camp at Chargers Park.

Sept. 18 — RB LaDainian Tomlinson rushes for a touchdown in an NFL-record 14th-straight game.

Oct. 2 — A 41-17 victory over the Patriots ends New England's NFL-record 21 home game win streak.

Oct. 10 — A new stadium record of 68,537 turn out to see the Chargers play Pittsburgh on *Monday Night Football*.

Oct. 16 — RB LaDainian Tomlinson scores on a 35-yard catch-and-run to tie Lenny Moore's NFL record with his 18th consecutive game with a touchdown.

Nov. 20 — FL Lance Alworth's No. 19 jersey is retired at halftime of the Chargers vs. Buffalo game.

Dec. 18 — A 26-17 win in Indianapolis ends the Colts 13-0 start to the season. They are only the fourth team with a 13-0 start in NFL history.

Dec. 24 — The Chargers 28-game streak, including playoffs, of not losing by more than four points ends in a 20-7 loss at Kansas City. It is the NFL's third-longest streak since 1950.

Dec. 31 — RB LaDainian Tomlinson passes FL Lance Alworth to become the team's all-time leader in career yards from scrimmage. He also scores his 20th touchdown of the season to break RB Chuck Muncie's team record of 19. San Diego leads the NFL in run defense with 84.3 yards-per-game. The Chargers go on to hold three teams to less than 40 rushing yards for the first time since 1965.

## 2006

Jan. 4 — LB Shawne Merriman is named Defensive Rookie of the Year by *The Associated Press*.

Feb. 12 — Six Chargers play in the Pro Bowl in Honolulu, Hawaii. It's the most Chargers selected in over 20 seasons (1983).

May 1 — The San Diego City Council amends the Chargers lease and allows the team to explore options for a new stadium within San Diego County.

May 9 — Dean Spanos is presented with the 44th Annual Golden Achievement Award by the Boys & Girls Club of San Diego.

Sept. 11 — The Chargers clinch a season-opening, 27-0, victory in Oakland on ESPN's *Monday Night Football*. It is San Diego's first shutout win over the Raiders since 1961.

Oct. 8 — The Chargers beat defending the Super Bowl Champion Pittsburgh Steelers, 23-13, on NBC's *Sunday Night Football*.

Oct. 15 — RB LaDainian Tomlinson ties a team record with four touchdowns at San Francisco. He passes FL Lance Alworth as the team's all-time touchdown leader.

Nov. 12 — The Chargers overcome a 21-point first-half deficit for a 49-41 win in front of a stunned crowd at Cincinnati's Paul Brown Stadium. The Bolts trail 28-7 at half, but outscore the Bengals 42-13 in the second half to improve to 7-2 on the season.

Nov. 19 — RB LaDainian Tomlinson scores four touchdowns in the 35-27 win at Denver. The Bolts overcome a 24-7 third-quarter deficit to become the first team in NFL history to overcome a 17-point deficit in consecutive weeks. Tomlinson becomes the first NFL player to score four-plus touchdowns three times in a season and is the fastest player in NFL history to have 100 touchdowns, doing so in just 89 career regular-season games.

Nov. 26 — RB LaDainian Tomlinson sets a new team record for single-season rushing touchdowns with 21 on the year.

Dec. 10 — RB LaDainian Tomlinson scores three touchdowns against Denver and sets an NFL record for single-season touchdowns with 29 on the year. The Chargers win, 48-20, and claim their second AFC West title in three seasons.

Dec. 17 — In a 20-9 win against Kansas City, RB LaDainian Tomlinson becomes the fastest player in NFL history to score 100 rushing touchdowns. With his first touchdown of the game, he breaks Paul Hornung's NFL record for most points in a season. His second touchdown of the game is a career-long 85 yards and the team's longest since 1962. These touchdowns are his 27th and 28th rushing touchdowns for a new NFL single-season record. It is also his NFL-record eighth-consecutive multi-touchdown game.

Dec. 24 — The Bolts beat Seattle, 20-17, on a 37-yard touchdown pass from QB Philip Rivers to WR Vincent Jackson only seconds left in the game. It is the team-record 13th win of the season.

Dec. 31 — The Chargers clinch the No. 1 seed and home-field advantage in the playoffs with a 27-20 victory over Arizona. It is the third No. 1 seed ranking in team history (previously in 1979 & 1980) and is a team-record 14th win of the season. Head Coach Marty Schottenheimer wins his 200th regular-season game, RB LaDainian Tomlinson claims his first NFL-rushing title with 1,815 yards and LB Shawne Merriman claims his first NFL sack title with 17.0 on the year.

## 2007

Jan. 4 — RB LaDainian Tomlinson is named NFL Most Valuable Player and Offensive Player of the Year by *The Associated Press*. He is the team's first-ever AP MVP.

Jan. 14 — A stadium-record 68, 810 fans fill Qualcomm Stadium for the AFC Divisional Playoffs vs. New England.

Feb. 2 — RB LaDainian Tomlinson shares the 2006 Walter Payton NFL Man of the Year Award with former Chargers QB Drew Brees, which recognizes them for their community service and playing excellence.

Feb. 10 — A team-record 10 Chargers play in the Pro Bowl. An 11th, QB Philip Rivers, is selected but did not play due to a foot injury.

Feb. 12 — Head Coach Marty Schottenheimer is relieved of his duties.

Feb. 19 — Offensive Coordinator Norv Turner, is named the 14th head coach in franchise history.

March 14 — The Chargers unveil new uniforms at the US Grant Hotel in San Diego. The most notable change is the metallic-white helmets that feature a gold bolt and outlined in both powder blue and navy.

Sept. 9 — A record-crowd of 67,837 watches as the Chargers defeat the defending-NFC Champion Chicago Bears, 14-3 in the home-opener.

Oct. 7 — The Bolts hand Denver their worst-ever home loss in 41 years, 41-3. It is the Chargers' largest-ever margin of victory against Denver.

Oct. 14 — RB LaDainian Tomlinson scores all four touchdowns in a 28-14 win over the Raiders.

Oct. 23 — Wildfires rage through San Diego and fill the air with smoke. The Chargers practice for three days at the Arizona Cardinals training facility in Tempe, Ariz.

Oct. 27 — Alex and Dean Spanos pledge \$1 million to aid victims of the wildfires and support the firefighting efforts. It is the largest personal financial commitment to relief efforts. The Spanos family made a similar donation following the fires of 2003.

Oct. 28 — Qualcomm Stadium is cleared as an evacuation site and the Chargers beat Houston, 35-10, under a smoky hazy sky. CB Antonio Cromartie and TE Antonio Gates each score two touchdowns in the win.

Nov. 4 — CB Antonio Cromartie has a 109-yard touchdown return off a missed field goal at the end of the first half in Minnesota, setting the record for the longest touchdown in NFL history.

Nov. 11 — In a 23-21 victory over defending Super Bowl Champion Colts on NBC's *Sunday Night Football*, RB/KR Darren Sproles has a kickoff return and a punt return while CB Antonio Cromartie intercepts Super Bowl MVP Peyton Manning three times in the first half. Manning throws a career-high six interceptions.

Dec. 9 — The Chargers overcome a 14-point fourth-quarter deficit at Tennessee to win, 23-14. The Bolts tie the game with nine seconds remaining on the clock and clinch the win on a 16-yard run by RB LaDainian Tomlinson in overtime.

Dec. 16 — The Chargers clinch their second-straight AFC West title and third in four years with a 51-14 victory over Detroit. Head Coach Norv Turner becomes the second Chargers coach to win an AFC West title in his first season. He is presented the game ball in the locker room by Dean Spanos following the game.

## 2008

Jan. 1 — General Manager AJ Smith receives a five-year contract extension through 2014.

Jan. 6 — Down 6-0 at halftime, the Bolts score 17 unanswered points and beat Tennessee in the AFC Wild Card playoffs at Qualcomm Stadium. This is the team's first playoff win since 1995. RB LaDainian Tomlinson scores twice, including a leap at the one-yard line to score and put away the game in the fourth quarter.

Jan. 13 — The Chargers knock the reigning-Super Bowl Champion Indianapolis Colts out of playoffs in the divisional round, 28-24, at the RCA Dome. QB Philip Rivers is out with a knee injury. Backup QB Billy Volek scores the game-winning touchdown on a one-yard quarterback sneak with just under five minutes remaining. The Chargers defense makes two late stands, including one inside the 10-yard line as the clock hits the 2-minute warning.

Jan. 20 — Chargers fall to New England in AFC Championship Game, 21-12, on a frigid day in Foxborough, Mass. Philip Rivers plays with a torn ACL in his right knee.

Oct. 12 — DE Fred Dean is inducted into the Chargers Hall of Fame.

Oct. 26 — The Chargers play their first-ever regular-season game overseas against New Orleans at London's Wembley Stadium (attendance: 83,226).

Dec. 14 — Down 21-10 at the start of the fourth quarter, Rivers rallies the Chargers to a 22-21 victory at Kansas City. He has two touchdown passes in the final 1:13 of the game. After the first touchdown, LB Antwan Applewhite forces a fumble and WR Kassim Osgood's recovers an onside kick set up the game-winning drive.

Dec. 21 — Following a 41-24 victory at Tampa Bay, on the plane home, the Chargers learn that Buffalo upset the Broncos in Denver, setting the stage for the Dec. 28 AFC West title game vs. the Broncos.

Dec. 28 — The Chargers rush for a team-record 289 yards as they defeat Denver, 52-21, for the AFC West title. The Bolts become the first team in NFL history to make playoffs after they start 4-8 and are the first NFL team since the division was aligned in 1967 to win the division having trailed by three games with three to play.

## 2009

Jan. 3 — Down 17-14 as they enter the fourth quarter, the Chargers rally for a game-tying field goal and beat Indianapolis, 23-17, in overtime in the AFC Wild Card playoffs at Qualcomm Stadium. RB/KR Darren Sproles racks up 328 all-purpose yards and wins the game with a 22-yard touchdown run in overtime.

Aug. 24 — QB Philip Rivers signs a six-year contract extension that would last through the 2015 season.

Sept. 14 — RB/KR Darren Sproles racks up 246 total yards and posts a five-yard touchdown run with 18 seconds remaining. This gives the Chargers a 24-20 season-opening victory in Oakland on ESPN's *Monday Night Football*.

Nov. 8 — QB Philip Rivers throws an 18-yard touchdown pass to WR Vincent Jackson with 21 seconds left, capping a 21-20 comeback victory over the New York Giants.

Nov. 22 — The Chargers erase a 3.5-game deficit and take first place in the AFC West following the 32-3 victory at Denver.

Nov. 27 — The 53 greatest Charges of all-time, voted by fans and media, are honored at a Block Party in Downtown San Diego as the team's 50th Anniversary Team.

Nov. 29 — Chargers honor the 50th Anniversary Team with a 43-14 victory over Kansas City.

Dec. 20 — K Nate Kaeding hits a 52-yard field goal with three seconds remaining for a 27-24 victory over Cincinnati. The team learns that Oakland has upset Denver at Invesco Field at Mile High, clinching the Chargers their fourth-straight AFC West title.

Dec. 25 — The Chargers win their first-ever Christmas Day game over Tennessee, 42-17, bringing their record to 12-3 to clinch the No. 2 seed.

## 2010

- Jan. 18 — Dean Spanos signs Head Coach Norv Turner to a three-year contract extension.
- Feb. 22 — After nine seasons in San Diego, including his MVP season in 2006, two rushing titles and five Pro Bowls, RB LaDainian Tomlinson is released. He left holding 28 team records which include career rushing yards and touchdowns.
- Oct. 3 — LB Shaun Phillips has a career-high four sacks, tying for the second-most in a single game in team history. The Chargers defeat Arizona 41-10.
- Oct. 10 — WR Malcom Floyd racks up 213 receiving yards at Oakland, the most yards by a Chargers receiver since 1985 and ties for fourth-most all-time by a Charger.
- Oct. 31 — QB Philip Rivers throws a touchdown pass in his then-team-record 21st straight game.
- Nov. 7 — TE Antonio Gates misses his first-ever game due to injury. His back up, TE Randy McMichael, and rookie WR Seyi Ajirotutu each catch two touchdown passes as the Chargers rally past Houston 29-23 in a come-from-behind win.
- Nov. 22 — QB Philip Rivers throws four touchdown passes vs. Denver. He becomes the third quarterback in team history with consecutive four-touchdown games.
- Nov. 28 — The Chargers defense intercepts Peyton Manning four times and returns two of them for touchdowns as the Bolts hand the Colts a 36-14 loss on NBC's *Sunday Night Football* at Lucas Oil Stadium. QB Philip Rivers' team-record streak of 23-straight games with a touchdown pass ends.
- Dec. 12 — QB Philip Rivers throws his 25th touchdown of the season and becomes the first quarterback in franchise annals with three-straight seasons of at least 25 passing scores.

## 2011

- March 12 — NFL enters a lockout with the expiration of the previous collective bargaining agreement.
- July 25 — NFL owners and players agree to a new 10-year collective bargaining agreement. The agreement ends the 136-day NFL Lockout, the longest-ever work stoppage in NFL history.
- Sept. 11 — Head Coach Norv Turner wins his 100th career game at the Chargers season-opener with a 24-17 victory over Minnesota. P Mike Scifres fills in at placekicker for injured K Nate Kaeding. Scifres hits a game-tying 40-yard field goal with 10 minutes remaining. QB Philip Rivers throws a game-winning 19-yard touchdown pass to FB Mike Tolbert with five minutes left in the game.
- Sept. 18 — QB Philip Rivers passes for 378 yards at New England and goes over 20,000 career yards on his first completion of the game.
- Oct. 9 — K Nick Novak hits a career-high five field goals, including a 35-yarder that leads the Bolts to a 29-24 road win over Denver.
- Nov. 6 — QB Philip Rivers has four touchdown passes but throws three interceptions in a 45-38 loss to defending Super Bowl Champion Green Bay. It is the first three-interception game of his career (90 games) and ends his NFL-record streak for the start of a career. Hall of Fame QB Joe Montana had the previous mark of 57 games.
- Nov. 27 — LB Junior Seau is formally inducted as the 35th member of the Chargers Hall of Fame.
- Dec. 11 — TE Antonio Gates catches his 75th career touchdown pass in a 37-10 win over Buffalo. LB Takeo Spikes plays his 200th career game.
- Dec. 24 — TE Antonio Gates logs the 587th catch of his career in his hometown of Detroit. He passes WR Charlie Joiner and becomes the Chargers all-time leading receiver.

## 2012

- Jan. 1 — QB Philip Rivers passes for 310 yards in a season-ending win at Oakland. He becomes the fifth quarterback in NFL history with back-to-back 4,500-yard passing seasons.
- May 2 — 12-time Pro Bowl LB Junior Seau dies of a self-inflicted gunshot wound in his Oceanside, Calif., home. Hundreds of fans flock to his home to pay tribute to the fallen Chargers great.
- May 11 — 20,000 fans attend the Celebration of Life memorial service at Qualcomm Stadium for the late Junior Seau. Guest speakers include former Head Coach Bobby Ross, QB Dan Fouts, RB LaDainian Tomlinson, LB Billy Ray Smith and former Buccaneers and Broncos S John Lynch. The ceremony concludes with Chargers President Dean Spanos' announcement that Seau's No. 55 will be retired during a ceremony that is scheduled to take place at the 2012 home opener on Sept. 16 against the Titans.
- June 18 — RB LaDainian Tomlinson, the Chargers first-round pick in the 2001 NFL Draft and the NFL's fifth all-time leading rusher, signs a one-day contract and retires as a Charger after 11 seasons in the NFL. A press conference is held to announce his retirement at Chargers Park. Nearly 200 friends, family, former teammates and media are in attendance.
- Sept. 16 — The late, future Pro Football Hall of Fame LB, Junior Seau's No. 55 jersey number is retired as the Chargers beat Tennessee 38-10 at Qualcomm Stadium.
- Dec. 9 — The Chargers shock the heavily-favored Pittsburgh Steelers, 34-24, at Heinz Field for the Bolts first-ever regular-season win in the Steel City. After the game, President Dean Spanos presents a game ball to Head Coach Norv Turner.
- Dec. 31 — Dean Spanos announces that General Manager AJ Smith and Head Coach Norv Turner will not return for the 2013 season.

## 2013

- Jan. 9 — President Dean Spanos names former Indianapolis Colts Vice President of Football Operations, Tom Telesco, Chargers General Manager. At age 40, Telesco becomes the youngest general manager in Chargers history.
- Jan. 15 — Dean Spanos introduces Mike McCoy as the 15th head coach in Chargers history. At age 40, McCoy becomes the second-youngest active head coach in the NFL and the second-youngest in team history.
- Sept. 15 — K Nick Novak kicks a game-winning, 46-yard field goal with seven seconds remaining to give the Chargers a 33-30 win over Philadelphia at Lincoln Financial Field. It is Mike McCoy's first win as a head coach. In the locker room following the game, President Dean Spanos presents both Head Coach Mike McCoy and General Manager Tom Telesco with a game ball.
- Nov. 24 — The 4-6 Chargers stun the 9-1 Kansas City Chiefs at Arrowhead Stadium, 41-38, as QB Philip Rivers throws a game-winning, 26-yard touchdown pass to WR Seyi Ajirotutu with just 26 seconds left. In the game, there are a total of nine lead changes throughout. During the game, TE Antonio Gates becomes the fourth tight end in NFL history to surpass 700 career catches and 9,000 career yards. His biggest catch of the day is a 12-yarder for a first down on a third-and-ten play during the Bolts' game-winning touchdown drive.
- Dec. 29 — In improbable fashion, the Chargers clinch the final spot in the AFC Playoffs with a 27-24 win against the Chiefs in overtime. The Chargers overcome a 10-point deficit as they enter the fourth quarter and survive a missed 41-yard field goal attempt by Kansas City in the last seconds. QB Philip Rivers drives the Chargers 62 yards on the opening drive of overtime, in 9:30. K Nick Novak hits a 36-yard field goal for the win.

## 2014

Jan. 5 — The Chargers win their first playoff game since Jan. 2009 by defeating the Cincinnati Bengals, 27-10, in a Wild Card Playoff game at Paul Brown Stadium. The Bengals lead 10-7 at halftime but the Chargers outscore them 20-0 in the second half.

Jan. 12 — The Chargers' miracle season ends in a 24-17 loss against Denver in the Divisional Playoffs at Sports Authority Field at Mile High. The Chargers trail 17-0 as they head into the fourth quarter. The Bolts rally within seven points on a pair of 16-yard touchdown catches by WR Keenan Allen but come up short and Denver advances to the AFC Championship Game.

Feb. 1 — QB Philip Rivers is named NFL Comeback Player of the Year from *The Associated Press* and WR Keenan Allen is named Pepsi Next Rookie of the Year at the 2013 NFL Honors Award Show at Radio City Music Hall in New York.

Sept. 14 — QB Philip Rivers throws three touchdown passes to TE Antonio Gates as the Chargers defeats defending-Super Bowl Champion Seattle, 30-21, at Qualcomm Stadium.

Oct. 19 — K Nick Novak hits his 30th and 31st consecutive field goals which sets a new team record.

Oct. 23 — TE Antonio Gates surpasses FL Lance Alworth as the franchise's all-time leading receiver.

Nov. 2 — The Chargers' 240-game streak without being shutout ends. The streak dates to Oct. 31, 1999 and was the NFL's third-longest streak.

Nov. 30 — Trailing by 10 entering the fourth quarter, QB Philip Rivers leads the team to 21 fourth-quarter points to defeat Baltimore, 34-33. Rivers throws a game-winning touchdown pass to WR Eddie Royal with 38 seconds left and eclipses 250 career touchdown passes during the game.

Dec. 20 — Down 21 points twice in the game, even at the start of the third quarter, QB Philip Rivers leads the Chargers to 28 second-half points and the Bolts rally to stun the San Francisco 49ers in overtime, 38-35. Rivers overcomes three interceptions and throws four touchdown passes, including the game-tying touchdown pass to WR Malcom Floyd.

Dec. 28 — TE Antonio Gates reaches 10,000 career receiving yards. He is the 43rd player in NFL history and the fourth tight end to reach that mark.

## 2015

Jan. 31 — The late LB Junior Seau is elected for induction into the Pro Football Hall of Fame in his first year of eligibility. Seau became the eighth former Chargers player or coach elected to the Hall of Fame.

May 18 — Chairman of the Board Dean Spanos names his sons A.G. Spanos President-Business Operations and John Spanos President-Football Operations.

Oct. 18 — QB Philip Rivers records the first 500-yard passing game in franchise history as he sets multiple team records for completions (43), attempts (65) and yards (503) in a 27-20 loss to Green Bay at Lambeau Field.

Nov. 22 — RB LaDainian Tomlinson's No. 21 jersey number is retired, and he is inducted into the Chargers Hall of Fame. At half, a banner bearing his No. 21, is unveiled in the stadium's rafters and his name is added to the team's Ring of Honor.

## 2016

Oct. 6 — Minority Owner, George Pernicano, dies at the age of 98.

Oct. 13 — QB Philip Rivers passes for 178 yards against Denver and raises his career yardage total to 43,094. He passes QB Dan Fouts (43,040) for the all-time franchise passing mark. Rivers also passes Fouts for 13th in NFL history.

Oct. 23 — RB Melvin Gordon scores a career-high three touchdowns, two on the ground and one through the air, to help the Chargers defeat the eventual NFC Champion Atlanta, 33-30, in overtime.

Nov. 6 — RB Melvin Gordon amasses a career-best 261 yards from scrimmage, including 196 on the ground. It marks the third-most yards from the scrimmage in franchise history.

Nov. 8 — The Chargers final attempt to secure long-time plan in San Diego via city ballot measure fails.

## 2017

Jan. 1 — Mike McCoy is relieved of his duties as Chargers head coach.

Jan. 12 — Owner Dean Spanos announces Chargers relocation from San Diego to Los Angeles. The Chargers announce agreement to share future stadium in Inglewood, Calif., with the newly relocated Los Angeles Rams.

Jan. 13 — Anthony Lynn is hired as the team's 16th head coach.

Feb. 4 — DE Joey Bosa wins Defensive Rookie of the Year for 2016 season at NFL Honors, becoming the third Charger in history to win the award.

May 8 — Los Angeles Stadium and Entertainment District opening is postponed to 2020 due to unexpected flooding.

May 21 — The Chargers sign a ten-year agreement to move training camp to the Jack Hammett Sports Complex in Costa Mesa, Calif.

July 23 — The Chargers host first training camp at Jack Hammett Sports Complex.

Aug. 5 — RB LaDainian Tomlinson is inducted into the Pro Football Hall of Fame in Canton, Ohio, as the ninth Charger inducted in history.

Aug. 13 — The Chargers host the Seattle Seahawks in the first preseason game at StubHub Center in Carson, Calif.

Aug. 24 — The Chargers open and host first practice at Hoag Performance Center in Costa Mesa, Calif.

Sept. 17 — The Chargers host the Miami Dolphins in the first regular-season game played at StubHub Center. During the game, TE Antonio Gates hauls in the 112th touchdown catch of his career for sole possession of the most TD catches by a tight end in NFL history.

Oct. 22 — With a 21-0 victory over Denver, QB Philip Rivers earns his 100th regular-season victory of his career to become the fifth active QB with 100 wins.

Dec. 24 — RB Melvin Gordon eclipses 1,000 rushing yards on the season for the first such season of his career. It is the 20th 1,000-yard season in team history and the first since RB Ryan Mathews ran for 1,255 in 2013.

Dec. 31 — QB Philip Rivers starts his 192nd-straight game, the longest active starting streak in the league. Rivers posts 387 passing yards to eclipse 50,000 regular-season yards for his career as he becomes the ninth player in history with 50,000 passing yards. He finishes the season with 4,515 passing yards for his ninth 4,000-yard season, becoming the fourth player in NFL History to do so.

## 2018

Feb. 3 — WR Keenan Allen wins Comeback Player of the Year for the 2017 season at NFL Honors after missing the 2016 due to a torn ACL. In 2017, Allen rebounded by catching a team-record 102 passes for 1,393 yards and six touchdowns.

Aug. 7 — Faye Spanos, the matriarch of the Spanos family, passes away at the age of 92.

Oct. 6 — Chargers owner, Alex G. Spanos, passes away at the age of 95. According to family and friends, he was heart-broken by the passing of his wife, Faye, two months earlier.

Nov. 25 — QB Philip Rivers records the most efficient passing game in NFL history, setting the all-time record for consecutive completions in a single game (25), while also setting a then-record completion percentage with at least 20 pass attempts (96.6).

Dec. 2 — During a primetime game at Heinz Field, the Bolts come back by a 16-point deficit to defeat the Steelers. Rookie K Michael Badgley nails a 29-yard field goal as time expires for the 33-30 victory.

Dec. 9 — K Michael Badgley blasts a 59-yard field goal through the uprights to close out the first half, setting a mark for the longest field goal in franchise history.

Dec. 13 — The Bolts clinch their 19th playoff berth — and first since 2013 — in a dramatic, 29-28, comeback victory over the Kansas City Chiefs at Arrowhead Stadium. QB Philip Rivers connects with WR Travis Benjamin twice on the game-winning drive, including one on fourth-and-seven, to put the Chargers in the red zone. With four seconds remaining, Rivers finds WR Mike Williams in the end zone to pull within one point. Head Coach Anthony Lynn opts to attempt a two-point conversion, where Rivers hits Williams again wide open in the corner of the end zone to beat the Chiefs.

Dec. 18 — The NFL announces the 2019 Pro Bowl roster, with the Los Angeles Chargers having a league-high seven players named to the All-Star game: WR Keenan Allen, RB Melvin Gordon III, DE Melvin Ingram III, S Derwin James, C Mike Pouncey, QB Philip Rivers and S Adrian Phillips as the special teamer.

## 2019

Jan. 6 — After finishing tied for the best record in the AFC at 12-4, the Chargers travel to Baltimore and defeat the Ravens 23-17 in an AFC Wild Card round matchup.

Sept. 15 — SoFi acquires naming rights to the Chargers new stadium at Hollywood Park in a reported 20-year deal.

Nov. 3 — DE Joey Bosa records his third-straight game with multiple sacks, becoming the first Charger to do so since 2010.

Dec. 8 — RB Austin Ekeler recorded the 35th 100-yard rushing / 100-yard receiving game in history, doing so on just 12 offensive touches — the fewest in a 100/100 performance in NFL history.

## 2020

Jan. 14 — TE Antonio Gates, the NFL's all-time receiving touchdown leader among tight ends, retires as a Charger. He finished his career atop the team record books in receptions, yards and scores. Gates remains with the organization following his retirement as a Legends Ambassador.

Feb. 10 — The Chargers and QB Philip Rivers mutually agree that Rivers will enter free agency and not return to the team for the 2020 season.

March 16 — The Los Angeles Regional Food Bank announces a \$250,000 gift from The Los Angeles Chargers to ensure hunger relief services continue uninterrupted for Los Angeles County children, seniors, individuals and families amid the Coronavirus crisis one of the first high-profile donations to a local food bank of the COVID-19 pandemic.

March 24 — For the 2020 season, the team's first in its new home SoFi Stadium, the Chargers introduce an update to the team's iconic "Bolt" mark and a new logotype. The new, sleeker Bolt is accompanied by a bolt emoji built into the logotype.

April 2 — The Chargers, along with team partners KCBS and iHeartRadio, host a telethon to raise money, supplies and awareness for Los Angeles Unified School District students and their families that are struggling due to the COVID-19 pandemic. The fundraiser raised more than \$1.6 million and included donations from Owner and Chairman of the Board Dean Spanos and Head Coach Anthony Lynn.

April 21 — On NFL Network's *Good Morning Football*, the Chargers unveil much-anticipated new uniforms to nearly universal acclaim; taking the best uniform in sports and making them better. The popular uniform set spans six different combinations and brings back numbers on the side of the Chargers helmet and an updated yellow pant that can be worn home or away. Additionally, the set includes two updated alternate uniforms — one in royal blue and one in navy blue.

April 23 — Los Angeles selects QB Justin Herbert at No. 6 overall, the first quarterback drafted by the Bolts in the first round since 2004. Later in the night, the Chargers trade back into the first round to pick LB Kenneth Murray Jr., at No. 23. It marks the first time the team pulled off a draft-day trade to get back into the first round since 1983.

June 2 — Chargers Head Coach Anthony Lynn speaks out on social justice and the state of racial equity in America in a Los Angeles Times column. The Chargers subsequently publish a video of current and former players reciting Langston Hughes iconic poem "I, Too." The video, which recognizes recent victims of police brutality by name, is one of the strongest public statements on social justice taken by an American professional sports franchise to date.

June 14 — Minority Owner, Bill Fox, dies at the age of 94.

July 14 — The Chargers joined the other 10 sports teams in the Los Angeles area to form THE ALLIANCE: Los Angeles. It's a comprehensive five-year commitment to drive investment and impact for social justice through sport.

July 27 — The National Football League announces the 2020 preseason has been canceled as the NFL and NFLPA continue to set guidelines and protocols for the regular season amid COVID-19 pandemic.

Aug. 1 — The Bolts sign Pro Bowl DE Joey Bosa to a multi-year extension.

Sept. 20 — The Chargers host their first regular-season game at SoFi Stadium against the Kansas City Chiefs, falling 23-20 in overtime. Rookie QB Justin Herbert made the first start of his career, becoming the third player in NFL history to throw for 300-plus yards and run for a score in a debut. Herbert ran in the four-yard touchdown on his first career drive and threw his first career score later in the first half, making him the first player since 1954 to run and pass for a touchdown in the first half of an NFL debut.

Oct. 11 — The National Football League announces changes to the Chargers schedule due to COVID-19 schedule changes for other teams. The bye week moves from Week 10 to Week 6, giving the Bolts a Week 6 bye for the first time since 2009.

Oct. 25 — The Los Angeles Chargers defeat the Jacksonville Jaguars, 39-29, for the team's first victory at SoFi Stadium. QB Justin Herbert finished the game with 347 passing yards, three touchdown passes and a rushing score — making him the first rookie quarterback in pro football history to record a victory while posting 300 yards, three passing scores and run for a touchdown while throwing no interceptions.

Nov. 15 — WR Keenan Allen becomes the franchise's all-time receptions leader among wide receivers, passing Hall of Famer Charlie Joiner.

Nov. 22 — WR Keenan Allen sets a Chargers single-game record with 16 receptions, giving him six career games with 13-plus catches to set an NFL record. The game also gave Allen two games with at least 15 receptions, tying for the most in NFL history.

Dec. 13 — In his 100th career game, WR Keenan Allen hauls in nine passes in a home victory over Atlanta, giving him an NFL-record 624 career catches over the first 100 games of a career. Allen eclipses 95 receptions for the season for his fourth-straight year topping 95 catches, tying for the second-longest streak in NFL history.

Dec. 17 — In the team's first-ever game played in Sin City, the Chargers defeat the Las Vegas Raiders, 30-27, in overtime. QB Justin Herbert continues his historic rookie campaign by throwing for 314 yards and two touchdowns while also running for a score. The rookie signal-caller runs in the one-yard touchdown in overtime to record his second game-winning drive in as many outings.

Dec. 27 — QB Justin Herbert leads the team on a game-winning drive in the fourth quarter or overtime for the third game in a row. He becomes the third rookie quarterback to do so since the 1970 NFL-AFL merger. Herbert throws his lone touchdown of the day to RB Austin Ekeler, who becomes the third-youngest running back in the common draft era (since 1967) to reach 15 career receiving scores.



## 2021

Jan. 3 — QB Justin Herbert caps a record-setting rookie season by leading the Chargers to four-straight victories to close out the year, winning the season finale in Kansas City, 38-21. In the game, Herbert becomes the youngest player in history to throw 30 touchdowns in a single season, doing so at 22 years, 299 days old. He ends the year as the all-time rookie record holder in total touchdowns (36) passing touchdowns (31) and completions (396).

Jan. 4 — Anthony Lynn is relieved of his duties as Chargers head coach.

Jan. 17 — The Chargers agree to terms with Brandon Staley as the 17th head coach in franchise history.

Jan. 20 — QB Philip Rivers announces his retirement from professional football after 17 NFL seasons, including his first 16 as a member of the Chargers. He ends his career having started 240 consecutive games at quarterback, the second-longest streak in NFL history.

Feb. 6 — The National Football League hosts NFL Honors at SoFi Stadium. At the event, QB Justin Herbert is named Offensive Rookie of the Year from *The Associated Press*, becoming the second Charger in history to win the award. Herbert was also presented the Pepsi Zero Sugar Rookie of the Year Award, which he won in a fan vote after winning the weekly vote a record-tying nine times during the season.

Sept. 12 — In his first game as Chargers head coach, Brandon Staley leads the team to a 20-16 win at Washington, becoming the first Bolts head coach to win their first game since Norv Turner in 2007.

Oct. 4 — The Chargers host their first prime-time game at SoFi Stadium, defeating the Las Vegas Raiders, 28-14, on *Monday Night Football*. The defense allows zero net yards in the first quarter, the first time a Bolts defense allowed zero or fewer net yards in an opening quarter since 2001. OLB Joey Bosa reaches 50.0 career sacks in his 67th career regular-season game, faster than any Charger in history. S Derwin James Jr., seals the game with the clinching interception in the waning minutes.

Oct. 10 — The Bolts score 26 points in the fourth quarter to overcome a fourth-quarter deficit and defeat the Cleveland Browns at SoFi Stadium, 47-42. QB Justin Herbert leads the team to his third fourth quarter come-from-behind win of the season. RB Austin Ekeler becomes the first NFL player score three touchdowns in a single fourth quarter in over a decade.

Nov. 11 — The Los Angeles Chargers unveil plans to construct new team headquarters and training facility in El Segundo, Calif. The 14-acre site sits less than three miles from Los Angeles International Airport and seven miles from SoFi Stadium. The Chargers join the Los Angeles Lakers and Los Angeles Kings as the third pro sports team to be headquartered in El Segundo.

Nov. 21 — Los Angeles comes back from three-point deficit late in the fourth quarter for QB Justin Herbert's sixth career come-from-behind win in the fourth quarter or overtime, firing the game-winning 53-yard touchdown to WR Mike Williams with just over two minutes remaining in the game. The score marks Williams' fifth go-ahead touchdown in the fourth quarter or overtime of the season, setting an NFL record. The offense is powered by RB Austin Ekeler's four scrimmage touchdowns (two rushing, two receiving). Ekeler is the first back in over a decade to have multiple touchdowns receiving and multiple touchdowns rushing in a single game (Maurice Jones-Drew, 2011).

Nov. 28 — WR Keenan Allen reaches 700 career regular-season receptions in his 11th game, tying former Steelers WR Antonio Brown as the fastest to do so in NFL history.

Dec. 22 — The Chargers have six players selected to the Pro Bowl — WR Keenan Allen, OLB Joey Bosa, QB Justin Herbert, S Derwin James Jr., C Corey Linsley and rookie T Rashawn Slater — with the last five being selected as starters, tying for a league high. Herbert becomes the first Chargers quarterback slated to start a Pro Bowl since Hall of Famer Dan Fouts in the 1984 Pro Bowl, while Slater becomes the first rookie tackle in the NFL to be named an all-star since the 2013 Pro Bowl.

Dec. 26 — WR Keenan Allen eclipses 95 receptions for the fifth-straight year, giving him sole possession of the second-longest streak of 95-catch seasons in NFL history (Antonio Brown, six seasons).

## 2022

Jan. 2 — With two touchdown passes, QB Justin Herbert reaches 35 passing scores on the year to set the single-season franchise record. In his 31st career game, Herbert eclipses 800 completions to become the fastest player in NFL history to reach that mark. Following the game, the NFL announces Los Angeles' Week 18 game at Las Vegas is flexed to NBC's *Sunday Night Football*.

Jan. 9 — On *Sunday Night Football*, the Chargers face off with the Raiders in NFL Network's best game of the 2021 regular season. The Bolts convert six fourth-down attempts, the most in an NFL game in at least 40 seasons. QB Justin Herbert completes the best season by a quarterback in franchise history setting single-season team records for completions (443), passing yards (5,014), passing touchdowns (38) and 300-yard performances (nine). RB Austin Ekeler scores twice to total six scrimmage touchdowns on *SNF* during the season, tying a single-season *SNF* record. Ekeler ends the season ranked No. 1 in the NFL with 20 scrimmage touchdowns, including nine in primetime, ranking second in a single season NFL history. Meanwhile, WR Keenan Allen breaks his previous team record for catches in a season, totaling 106 on the year.

Feb. 6 — QB Justin Herbert becomes the first Chargers quarterback to start a Pro Bowl since Hall of Famer Dan Fouts in the 1984 Pro Bowl. Herbert is named the game's Offensive MVP, becoming the first Charger named Pro Bowl MVP since Fouts in the 1983 Pro Bowl.

March 8 — The Bolts sign WR Mike Williams to a multi-year extension.

March 16 — The Chargers acquire six-time Pro Bowl OLB Khalil Mack in a trade with the Chicago Bears. The 2016 NFL Defensive Player of the Year and three-time first-team All-Pro from *The Associated Press* is reunited with Chargers Head Coach Brandon Staley, who was his position coach with the Bears in 2018.

April 28 — The Bolts move their draft war room to the team's locker room at SoFi Stadium for Day 1 of the 2022 NFL Draft. The team also hosts DraftFest for fans at the stadium, with a program that is hosted by OLB Chris Rumph II and features appearances from QB Justin Herbert, WR Keenan Allen, S Derwin James Jr., TE Gerald Everett, EDM DJ/violinist/singer Esther Anaya and legendary rap icon Snoop Dogg.

May 18 — The Chargers break ground to begin construction of the team's permanent training facility and corporate headquarters in El Segundo, Calif. The ceremonies are hosted by Matt "Money" Smith and feature remarks from Owner and Chairman of the Board Dean A. Spanos, City of El Segundo Mayor Pro Tem Chris Pimentel and President of Continental Development Corporation Richard Lundquist. Other attendees include Owner and Vice Chairman Michael Spanos, Owner and Special Advisor to the Impact Fund Alexis Spanos Ruhl, Los Angeles Kings President, Alternate Governor Luc Robitaille, Los Angeles Lakers Controlling Owner & President Jeanie Buss, General Manager Tom Telesco, Head Coach Brandon Staley, QB Justin Herbert, S Derwin James Jr., and Chargers front office staff.

Aug. 17 — The Bolts sign All-Pro S Derwin James Jr., to multi-year extension.

Sept. 15 — Los Angeles plays in the first *Thursday Night Football* game of the 2022 season, facing off with the Chiefs in Kansas City. It is the first NFL game exclusively broadcast on Amazon Prime. With a 15-yard receiving touchdown in the third quarter, WR Mike Williams registers his seventh career touchdown (six receiving, one rushing) at GEHA Field at Arrowhead Stadium, giving him the most touchdowns ever by any visiting player at the venue.

Oct. 17 — In an overtime victory over Denver on *Monday Night Football*, QB Justin Herbert eclipses 1,000 career completions. He does so in his 38th career game, faster than any player in NFL history.

Oct. 23 — NT Jamal Williams is inducted as the 40th member of the Chargers Hall of Fame.

Dec. 18 — QB Justin Herbert surpasses 4,000 passing yards on the season, becoming the first player ever to begin a career with three consecutive seasons of 4,000-plus passing yards.

Dec. 19 — Los Angeles hosts its Inaugural Celebrity Flag Football Game — The Battle of the G.O.A.T.s — at SoFi Stadium, featuring numerous celebrities and athletes, including Hall of Fame WR Terrell Owens and Los Angeles Dodgers OF Mookie Betts, with the proceeds of the event benefiting the Los Angeles Chargers Impact Fund.

Dec. 21 — A pair of Chargers — S Derwin James Jr., and OLB Khalil Mack — are selected to represent the Bolts at the 2023 Pro Bowl Games.

Dec. 26 — The Bolts clinch a playoff spot for the first time since 2018 following a 20-3 victory at Indianapolis on *Monday Night Football*. The defense allows zero conversions on third down and totals seven sacks, the eighth time that has happened in the NFL in 30 seasons. RB Austin Ekeler reaches 16 scrimmage touchdowns on the year, becoming the fourth NFL player in 15 years to have back-to-back seasons with at least 15 touchdowns.

## 2023

- Jan. 1 — QB Justin Herbert throws two touchdowns in a New Year's Day victory over the Rams to tie Hall of Fame QB Dan Marino for the most combined touchdowns through the first three seasons of a career (100). RB Austin Ekeler eclipses 100 receptions on the season, becoming the sixth running back ever to do so.
- Jan. 8 — With another two touchdown passes, QB Justin Herbert passes Hall of Fame QB Dan Marino for the most combined touchdowns in the first three seasons of a career, finishing the game with 102 career combined scores. Herbert also reaches 25 touchdown passes on the season, joining Hall of Fame QB Peyton Manning as the only players to begin a career with three consecutive seasons with 25-plus passing touchdowns. RB Austin Ekeler reaches 107 receptions on the season, setting a single-season team record and tying for the second-most by a running back in a single season in NFL history. WR Keenan Allen records 102 receiving yards to reach 9,287 for his career and pass Hall of Fame WR Charlie Joiner for the third-most in franchise history.
- Jan. 14 — CB Asante Samuel Jr., picks off three passes in the first half of the AFC Wild Card matchup, becoming the only player in NFL history to pick off three passes in a postseason debut. His three interceptions were the most in a single postseason game in 20 years, while his six passes defended on the day were the most in a single postseason game in over 15 years.
- Feb. 9 — Former Head Coach Don Coryell is elected into Pro Football Hall of Fame as part of the Class of 2023.
- March 14 — Los Angeles signs former Butkus Award-winning UCLA LB Eric Kendricks.
- April 27 — The Bolts take the draft war room on location for the second consecutive year, making selections from the renowned Westfield Century City. The team also hosts a draft party at the venue, with a program including former Chargers and Hall of Famers Dan Fouts, Charlie Joiner and Kellen Winslow to celebrate the induction of late Head Coach Don Coryell to the Pro Football Hall of Fame as part of the Class of 2023 in August. Other appearances include Hall of Fame RB LaDarian Tomlinson, QB Justin Herbert, WR Keenan Allen, CB Michael Davis, S Derwin James Jr., G Zion Johnson, LB Eric Kendricks and CB Asante Samuel Jr.
- July 26 — The Bolts sign Pro Bowl QB Justin Herbert to multi-year extension.

# DRAFT HISTORY

\*Compensatory Selection

## 1960

### First selections to stock franchises — Nov. 22, 1959

Round	Overall	Player	Position	College
6**		Monty Stickles	E	Notre Dame
				**Territorial Selection
		Ted Acreman	E	Indiana
		Bob Bercich	HB	Michigan State
		James Cameron	E	Pennsylvania
		Charles Boone	C	Richmond
		Bobby Boyd	QB	Oklahoma
		Byron Bradford	T	Southern Mississippi
		Rodney Breedlove	G	Maryland
		Tom Budrewicz	T	Brown
		James Cameron	C	East Texas State
		Jack Crouthamel	HB	Dartmouth
		Pete Davidson	T-G	The Citadel
		Floyd Faucette	HB	Georgia Tech
		Charles Flowers	FB	Mississippi
		Bobby Franklin	QB	Mississippi
		Bob Jeter	HB	Iowa
		Bill Linder	T	Pittsburgh
		Billy Locklin	T	New Mexico State
		William Lopasky	G	West Virginia
		Paul Maguire	E	The Citadel
		Ed McDaniel	QB	Oklahoma
		Charles Milstead	QB	Texas A&M
		Ed Pitts	T	South Carolina
		Bob Schlotz	C	Notre Dame
		Ed Serieka	FB	Xavier
		Russ Sloan	E	Missouri
		John Stolte	T	Kansas State
		Ron Stehouwer	T	Colorado
		Wayne Stewart	G	The Citadel
		Leonard Wilson	HB	Purdue
		Bob Zeman	DB	Wisconsin

### Second selections to stock franchises

Round	Overall	Player	Position	College
		Gary Beabout	T/G	Purdue
		George Blair	DB	Mississippi
		Fran Brixius	T/G	Minnesota
		Joe Davis	T/G	The Citadel
		Robert DeMarco	T/G	Dayton
		Bob Hain	T/G	Iowa
		Chuck Janssen	T/G	Tulsa
		Gordon Kelley	E	Georgia
		Larry Lancaster	G/T	Georgia
		Marv Lasater	HB	TCU
		Warren Lashua	E	Whitworth (Wash.)
		Perry McGriff	E	Florida
		Kirk Phares	T/G	South Carolina
		Lamar Rawson	HB	Auburn
		Ronald Ray	T-G	Howard Payne
		Ken Talkington	QB	Texas Tech
		John Talley	QB	Northwestern
		Bob Waters	HB	Presbyterian (S.C.)
		Bob Wehking	C	Florida
		Larry Womack	HB	Colorado State

## 1961

### Drafted alternately 7-8 — Nov. 23, 1960 (Rounds 1-6); Dec. 5, 1960 (7-30)

Round	Overall	Player	Position	College
1	7	Earle Faison	DE	Indiana
2	16	Keith Lincoln	HB	Washington State
3	23	Marlin McKeever	E	Southern California
4	32	Jimmy Johnson	HB	UCLA
5	39	Bill Kilmer	QB	UCLA
6a	46	Calvin Bird	HB	Kentucky
6b	48	Cliff Roberts	T	Illinois
7	55	Claude Gibson	DB	North Carolina State
8	64	Charley Johnson	QB	New Mexico State
9	71	Bob Scarpitto	QB	Notre Dame
10	80	Willie Hector	G	Pacific
11	87	Greg Larson	C	Minnesota
12	96	Hezekiah Braxton	FB	Virginia Union
13	103	Dale Messer	FB	Fresno State
15	119	Ernie Ladd	T	Grambling
16	128	Bud Whitehead	DB	Florida State
18	144	Ed Dyas	FB	Auburn
19	151	Jack Espenship	HB	Florida
21	167	Gene Gaines	HB	UCLA
23	183	Glenn Bass	HB	East Carolina
24	192	Ben Balme	G	Yale
26	208	Bill Kinnune	E	Washington
27	215	Luther Hayes	E	Southern California
28	224	Chuck Allen	G	Washington
29	231	Dan Ficca	T	Southern California
30	240	Mike McKeever	G	Southern California

### Future Selections

Round	Overall	Player	Position	College
14	112	Billy Wilson	T	Auburn
17	135	Reg Carolan	E	Idaho
20	160	Mike Lucci	C	Tennessee
22	176	John Brown	T	Syracuse
25	199	Don Coffee	E	Memphis State

## 1962

### Drafted 8 — Dec. 2, 1961 (Rounds 1-25); Dec. 16, 1961 (26-34)

Round	Overall	Player	Position	College
1	8	Bob Ferguson	FB	Ohio State
2	16	Dick Hudson	T	Memphis State
3	24	John Hadl	QB	Kansas
4a	31	Bob Hill	T	Notre Dame
4b	32	Mack Burton	HB	San Jose State
5a	34	Bob Mitinger	DE	Penn State
5b	40	John Cornett	T	Rice
6a	42	Roy Winston	G	Louisiana State
6b	48	Frank Buncom	LB	Southern California
7a	51	Wendell Harris	HB	Louisiana State
7b	56	Bob Jackson	FB	New Mexico State
8	64	Jerry Robinson	HB	Grambling
9	72	Tommy Minter	T	Baylor
10	80	Dan Sullivan	T	Boston College
11	88	Irv Bishop	G	Fresno State
12a	93	Ralph Smith	E	Mississippi
12b	96	George Andrie	E	Marquette
13	104	Charles Bryant	E	Ohio State
17	136	Frank Gardner	T	North Carolina College
20	160	Ron Hermann	QB	Bradley
24	192**	Homer Jones	HB	Texas Southern
25	200	Sam Gruneisen	E	Villanova

### Future Selections

Round	Overall	Player	Position	College
13	105	Bert Coan	HB	Kansas
14	112	James Bates	HB	Southern California
15	120	Fred Moore	T	Memphis State
16	128	George Gross	T	Auburn
18	144	Denny Biodrowski	E	Memphis State
19	152	Mike Lind	FB	Notre Dame
21	168	Jesse Williams	E	Fresno State
22	176	Jim Thibert	E	Toledo
23	184	Dick Farris	G	North Texas State
26	208	Mike Wouffe	G	Colorado
27	216	Mel Rideout	QB	Richmond
28	224	Ben Wilson	FB	Southern California

## 1963

## Drafted 2 — Dec. 1, 1962

Round	Overall	Player	Position	College
1	2	Walt Sweeney	E	Syracuse
2	10	Rufus Guthrie	G	Georgia Tech
3a	17	Dave Robinson	E	Penn State
3b	18	Keith Kinderman	HB	Florida State
4	26	Roy Williams	T	Pacific
5	34	Larry Glueck	HB	Villanova
6	42	Pat Emerick	LB	Western Michigan
8	58	Gene Heeter	E	West Virginia
9	66	Steve Barnett	T	Oregon
10	74	Don Scott	T	Tampa
11	82	Bob Petrich	T	West Texas State
12	90	Terry Baker	QB	Oregon State
13	98	Dick Walton	G	Iowa State
19	146	Ernest Park	T	McMurray (Texas)
24	186	Bill Frank	T	Colorado
25	194	Jerry Jazzanti	T	Arkansas

## Future Selections

Round	Overall	Player	Position	College
14a	106	Frank Lasky	T	Florida
14b	107	Harrison Rosdahl	G	Penn State
14c	109	Jack Cverko	G	Northwestern
15	114	Mike Fracchia	HB	Alabama
16	122	Gene Breen	LB	Virginia Tech
17	130	Dick Drummond	HB	George Washington
20	154	Buddy Soefker	LB	Louisiana State
21	162	Dan Points	T	Cincinnati
22	170	Roger Gill	HB	Texas Tech
23	178	Paul Watters	T	Miami (Ohio)
26	202	Ken Dill	C	Mississippi
27	210	Harry Butsko	G	Maryland
28	218	Steve Berzansky	FB	West Virginia
29	226	Herman Hamp	HB	Fresno State

## 1964

## Drafted 8 — Nov. 30, 1963

Round	Overall	Player	Position	College
1	8	Ted Davis	E	Georgia Tech
2	16	John Kirby	LB	Nebraska
3	24	Perry Lee Dunn	DB	Mississippi
4	32	Dave Parks	E	Texas Tech
5a	36	Pete Goimarc	C	West Virginia
5b	40	Gary Kirner	T	Southern California
6	48	Willie Brown	S	Southern California
7a	51	Roger Anderson	T	Virginia Union
7b	56	Pat Batten	FB	Hardin-Simmons
8	64	George Seals	T	Missouri
10a	74	Bob Long	E	Wichita State
10b	80	Dick Bowman	E	Syracuse
11	88	Bob Horton	FB	Boston University
12	96	Ron Carpenter	E	Texas A&M
13	104	Kenny Graham	S	Washington State

## Future Selections

Round	Overall	Player	Position	College
1	8	Howard Kindig	C	Los Angeles State
2	16	Ed Mitchell	T	Southern (La.)
3	24	Bob Daugherty	HB	Tulsa
4	32	John Farris	T	San Diego State
5	40	Bobby Robinson	G/LB	Mississippi
6	48	Paul Cercel	C/LB	Pittsburgh
7	56	Dick Klein	T	Wichita State
8	64	Allen Robinson	HB	Brigham Young
9	72	Charles Hinton	C	Mississippi
10	80	Ron Smith	QB	Richmond
11	88	Bill Ban Burkelo	HB	Tulsa
12	96	Tom Lucas	G	Mississippi
13	104	Frank Kinard	FB	Mississippi

## 1965

## Drafted 6 — Nov. 28, 1964

Round	Overall	Player	Position	College
1	6	Steve DeLong	G	Tennessee
2	14	Roy Jefferson	E	Utah
3	22	Allen Brown	E	Mississippi
4	30	Steve Tensi	QB	Florida State
5	38	Rick Redman	LB	Washington
6	46	Will Beasley	FB	North Carolina A&T
7	54	Jack Snow	E	Notre Dame
8	62	Clancy Williams	HB	Washington State
9	70	Jerry Wheelchel	QB	Massachusetts
10	78	Gene Foster	HB	Arizona State
11	86	Veran Smith	G	Utah State
12	94	Jim Allison	FB	San Diego State
13	102	Bill Quigley	LB	Villanova
14	110	Don Floyd	E	Florida State
15	118	Mike Howell	DB	Grambling
16	126	John Gooden	LB	San Diego State
17	134	Leon Hardy	T	Texas Southern
18	142	Bobby Evans	T	Texas A&M
19	150	Braden Beck	K	Stanford
20	158	Jack Edwards	C	Florida State

## Future Selections

Round	Overall	Player	Position	College
1	6	Gary Garrison	E	San Diego State
2	14	Larry Martin	T	San Diego State
3	22	Stan Dzur	T/DE	California
4	30	Doug Woodlief	LB	Memphis State
5	38	Jim Weatherwax	T	Cal State LA
6	46	Tom Good	LB	Marshall
7	54	Wayne Waff	E	East Tennessee State
8	62	Roy Shivers	HB	Utah State
9	70	Tony Carey	HB	Notre Dame
10	78	Dave Plump	HB	Fresno State
11	86	Jeff White	E	Texas Tech
12	94	Mike Cicollella	LB	Dayton

## 1966

## Drafted 8 — Nov. 28, 1965

Round	Overall	Player	Position	College
1	7	Don Davis	T	Cal State LA
2	17	Nick Rassas	HB	Notre Dame
3	26	Milt Morin	E	Massachusetts
4	35	Charles Brown	HB	Syracuse
5	44	Russ Smith	HB	Miami
6	54	Gary Pettigrew	DE	Stanford
7	63	Jim Tolbert	E	Lincoln (Mo.)
8	72	Doug Buffone	LB	Louisville
9	81	Taft Reed	E/DB	Jackson State
10	90	Danny Pride	LB	Tennessee A&I State
11	99	Terry Owens	E	Jacksonville State (Ala.)
12	108	Ray Jones	HB	Cal State LA
13	117	Houston Ridge	DE	San Diego State
14	126	Mike London	E	Wisconsin
15	135	Shelly Novack	E	Long Beach State
16	144	Bill Scott	DB	Idaho
17	153	Ron Ogle	DT	Long Beach State
18	162	John Travis	HB	San Jose State
19	171	Jerome Bell	C	Oklahoma
20	180	Bill McDowell	LB	Florida State

## Future Selections

Round	Overall	Player	Position	College
1	8	Bob Windsor	E	Kentucky
2	17	Diron Talbert	T	Texas
3	26	Jeff Staggs	LB	San Diego State
4	35	LaVerle Pratt	LB	Idaho
5	44	Rhome Nixon	E	Southern (La.)
6	53	Joe Beauchamp	S	Iowa State
7	62	Brad Hubbard	HB	Arizona
8	71	Samuel "St." Saffold	E	San Jose State
9	80	Wayne Page	DB	Clemson
10	89	Wayne Becker	T	Montana
11	98	Hugh Wright	FB	Adams State (Colo.)

## 1967

## Drafted 14 — March 14-16

Round	Overall	Player	Position	College
1	14	Ron Billingsley	DT	Wyoming
2a	40	Ron McCall	LB	Weber State
2b	48	Bob Howard	CB	San Diego State
3	67	Harold Akin	T	Oklahoma State
4	94	Dickie Post	HB	Houston
5	121	Bernard Erickson	LB	Abilene Christian
6	173	Nate Johns	FL	San Diego State
7	173	David Conway	K	Texas
8	199	John Mills	E	Tennessee
9	225	Steve Newell	E	Long Beach State
10	251	Torre Ossmo	T	Western Michigan
11	277	Carroll Jarvis	HB	Virginia
13	329	Leon Carr	DB	Prairie View A&M
14	355	Martin Baccaglio	DT	San Jose State
15	381	Craig Scoggins	T	San Diego State
16	407	Paul Phillips	T	South Carolina
17	433	John Gibbs	HB	South Carolina State

## 1968

## Drafted alternately 18-17 — January 21-23

Round	Overall	Player	Position	College
1a	4	Russ Washington	T	Missouri
1b	18	Jim Hill	S	Texas A&I
2	43	Bill Lenkaitis	C	Penn State
4	100	Ken Dyer	FL	Arizona State
5	129	William Perry	TE	Kent State
7	183	Lane Fenner	FL	Florida State
8	209	Elliott Gammage	TE	Tennessee
9	237	Grundy Harris	RB	Southern (La.)
11	291	Dennis Partee	K	Southern Methodist
12	317	Jeff Queen	LB	Morgan State (Md.)
13	345	Fred Combs	DB	North Carolina State
14	371	Jim Campbell	LB	West Texas State
15a	399	Dan Kramarczyk	T	Dayton
15b	403	Robert Wells	T	Johnson C. Smith (N.C.)
16	425	Dick Farley	DB	Boston University
17	453	Dan Andrews	TE	West Texas State

## 1969

## Drafted 18 — January 28-30

Round	Overall	Player	Position	College
1a	9	Marty Domres	QB	Columbia
1b	15	Bob Babich	LB	Miami (Ohio)
2	44	Ron Sayers	RB	Nebraska-Omaha
3	70	Eugene Ferguson	T	Norfolk State
5	122	Harry "Skip" Orszulak	FL	Pittsburgh
6	147	Terry Swam	FL	Colorado State
8	200	Craig Cotton	WR	Youngstown State
9	226	Joe Williams	DB	Southern (La.)
10	251	David Arnold	G	Northwestern State (La.)
11	278	Willie Norwood	TE	Alcorn A&M
12	304	Jim White	RB	Arkansas AM&N
13	330	Mike Simpson	DB	Houston
14	356	Bill Ackman	DT	New Mexico State
15	382	Charlie Jarvis	RB	Army
16	408	Willie Davenport	FL	Southern (La.)
17	434	Larry Rentz	DB	Florida

## 1970

## Drafted alternately 15-16 — January 27-28

Round	Overall	Player	Position	College
1	15	Walker Gillette	WR	Richmond
2	42	Tom Williams	DT	UC Davis
4	94	Bill Maddox	TE	Syracuse
5	119	Pettus Farrar	RB	Norfolk State
6	146	Billy Parks	WR	Long Beach State
7	171	Jim Fabish	DB	UTEP
8	198	Wayne Clark	QB	U.S. International (Calif.)
9	223	Chris Fletcher	S	Temple
10	250	Mac Steen	G	Florida
11	275	Jack Protz	LB	Syracuse
12	302	Howard Gravelle	TE	UC Davis
13	327	Bernard Bradley	DB	Utah State
14	354	Tyronne Caldwell	DT	South Carolina State
15	379	Eugene Childs	RB	UTEP
16	406	Mike Green	RB	Nebraska
17	431	David Sanks	G	Louisville

## 1971

## Drafted 13 — January 28-29

Round	Overall	Player	Position	College
1	13	Leon Burns	RB	Long Beach State
3	65	Mike Montgomery	RB	Kansas State
5a	115	Bryant Salter	S	Pittsburgh
5b	117	Ray White	LB	Syracuse
5c	119	Phil Aschke	DE	Duke
6	143	Jacob Mayes	RB	Tennessee State
7	169	Chuck Dicus	WR	Arkansas
8	195	Leon Van Gorkum	DE	San Diego State
9	221	John Tanner	TE	Tennessee Tech
10	247	Gary Nowak	TE	Michigan State
11	273	Don Pinson	DB	Tennessee State
12	299	Wesley Garner	WR	Utah State
13	325	Sammy Millett	WR	Mississippi State
14	351	Ed O'Daniel	DE	Texas Southern
15	377	Eric Humston	LB	Muskingum (Ohio)
16	403	Ed Foote	C	Hawaii
17	429	Chip Kelly	C	Tennessee

## 1972

## Drafted alternately 11-10-9-13-12 — February 1-2

Round	Overall	Player	Position	College
2	36	Pete Lazetich	DE	Stanford
3	61	Bill McClard	K	Arkansas
5a	116	Jim Bishop	TE	Tennessee Tech
5b	130	Harry Gooden	DE	Alcorn A&M
6	141	Bruce Ward	G	San Diego State
9	221	Fran Schmitz	DT	St. Norbert (Wis.)
10	246	Lon Kolstad	LB	Wisconsin-Whitewater
11	270	John Turner	TE	Long Beach State
12	295	Sam Key	LB	Elon (N.C.)
13	321	Andy Selfridge	LB	Virginia
14	351	John Van Reenen	DE	Washington State
15	376	Charles Neumert	DB	Tuskegee (Ala.)
16	401	James Shaw	DB	Tulsa
17a	423	Oscar Dragon	RB	Arizona State
17b	426	Bob Tackett	T	UTEP

## 1973

## Drafted alternately 6-5-8-7 — January 30-31

Round	Overall	Player	Position	College
1	25	Jonny Rodgers	WR	Nebraska
3	64	Dan Fouts	QB	Oregon
4	84	James Thaxton	TE	Tennessee State
5a	123	Willie McKeel	WR/KR	Alcorn A&M
5b	125	Jon Knobie	LB	Weber State
6	135	Marvin Roberts	C	Michigan State
9	214	Tab Bennett	LB	Illinois
10	239	Cliff Burnett	DE	Montana
11	268	Jay Douglas	C	Memphis State
12	293	Lynn Ahrens	DT	Eastern Montana
13	318	Alfred Reese	RB	Tennessee State
14	343	Tony Adams	QB	Utah State
15	372	Gary Parris	TE	Florida State
16	397	Joe Petty	DB	Arizona State
17	422	Barry Darrow	T	Montana

## 1974

## Drafted alternately 2-3 — January 29-30

Round	Overall	Player	Position	College
1a	2	Bo Matthews	RB	Colorado
1b	15	Don Goode	LB	Kansas
2	43	Mark Markovich	C	Penn State
4	81	Harrison Davis	WR	Virginia
5	105	John Teerlink	DT	Western Illinois
6	113	Jesse Freitas	QB	San Diego State
8a	185	Tom Forrest	G	Cincinnati
8b	206	Bon Boatwright	T	Oklahoma State
9	210	Danny Colbert	S	Tulsa
10	237	John Ketchoyian	LB	Santa Clara
11	262	Dave Grannell	TE	Arizona State
12	289	Sam Williams	DB	California
13	314	Brian Vertefeuille	T	Idaho State
14	341	Greg Bailey	LB	Long Beach State
15a	366	Charles Anthony	DB	Southern California
15b	386	Greg Meczka	TE	Bowling Green State
16	393	Neal Skarin	DE	Arizona State
17	418	Charles DeJurnett	DT	San Jose State



## 1975

## Drafted alternately 8-7-6 — January 28-29

Round	Overall	Player	Position	College
1a	8	Gary Johnson	DT	Grambling State
1b	22	Mike Williams	CB	Louisiana State
2a	30	Louie Kelcher	DT	Southern Methodist
2b	33	Fred Dean	LB	Louisiana Tech
3	73	Mike Fuller	DB	Auburn
4	101	Ken Bernich	DB	Auburn
5a	111	Kevin Nosbusch	LT	Notre Dame
5b	125	Charles Waddell	TE	North Carolina
6a	134	John Carroll	WR	Oklahoma
6b	136	Billy Shields	T	Georgia Tech
7	164	Rickey Young	RB	Jackson State
8a	203	Barry Collier	T	Georgia
8b	206	Ralph Perretta	G	Purdue
9	214	Larry Keller	LB	Houston
10	242	Otha Bradley	DT	Southern California
11a	267	Vince Phason	DB	Arizona
11b	284	Ike McBee	WR	San Jose State
12	292	Jerry Dahl	LB	North Dakota State
13a	320	Pete Demmerle	WR	Notre Dame
13b	335	Glen Printers	RB	Southern California
14	345	Reggie Barnett	DB	Notre Dame
15	370	John Rousch	G	Oklahoma
16	398	Chip Salvestrini	G	Yankton (S.D.)
17	423	Neal Jeffrey	QB	Baylor

## 1976

## Drafted alternately 4-3 — April 8-9

Round	Overall	Player	Position	College
1	4	Joe Washington	RB	Oklahoma
2	31	Don Macek	G	Boston College
3	64	Larry Dorsey	WR	Tennessee State
4a	94	Bob Horn	MLB	Oregon State
4b	113	Ron Singleton	TE	Grambling State
4c	115	Artie Owens	WR	West Virginia
5	131	Woodrow Lowe	LB	Alabama
8	212	Tom DiRienzo	K	Oklahoma
9	251	Glynn Harrison	RB	Georgia
10	268	Jeff Perlinger	DE	Michigan
11	295	Ray Preston	LB	Syracuse
12	322	Ron Lee	S	Oregon
13	351	John Lee	DT	Nebraska
14	378	Ed Jones	G	Cincinnati
15	407	Jack Hoffman	DL	Indiana
16	434	Jack Harrison	G	California
17	463	Clarence Sanders	LB	Cincinnati

## 1977

## Drafted alternately 14-13-12 — May 3-4

Round	Overall	Player	Position	College
1	24	Bob Rush	C	Memphis State
3	77	Keith King	S	Colorado State
5a	124	Clarence Williams	RB	South Carolina
5b	128	Cliff Olander	QB/P	New Mexico State
6a	146	Dave Lindstrom	DE	Boston University
6b	151	Lawrence Barnes	RB	Tennessee State
6c	152	Pete Shaw	S	Northwestern
7	181	Ron Bush	CB	Southern California
9	234	Gene Washington	WR	Georgia
10	265	Curtis Townsend	LB	Arkansas
12	319	Jim Stansk	TE	Eastern Michigan

## 1978

## Drafted alternately 14-13-15 — May 2-3

Round	Overall	Player	Position	College
1	14	John Jefferson	WR	Arizona State
2	41	Milton Hardaway	T	Oklahoma State
3	71	Rickey Anderson	RB	South Carolina State
5	135	John Choma	G	Virginia
7	180	Cliff Featherstone	CB	Colorado State
8	200	Gavin Hedrick	P	Washington State
9a	237	Henry Bradley	DT	Alcorn State
9b	248	Blake Whitlatch	LB	Louisiana State
10	264	Charles Price	TE	Cincinnati
12	321	Kevin Bell	WR	Lamar (Texas)

## 1979

## Drafted alternately 20-19-18-17-21 — May 3-4

Round	Overall	Player	Position	College
1	13	Kellen Winslow	TE	Missouri
3	73	Cliff Thrift	MLB	East Central Okla. St.
4	104	John Floyd	WR	Northeast Louisiana
8	210	Wilburt Haslip	RB	Hawai'i
9	237	Alvin Garrett	WR	Angelo State (Texas)
10a	265	Tony Petruccio	DT	Penn State
10b	269	Al Green	S	Louisiana State
11	295	Dave Rader	QB	Tulsa
12	321	Frank Duncan	S	San Francisco State

## 1980

## Drafted 24 — April 29-30

Round	Overall	Player	Position	College
4a	101	Ed Luther	QB	San Jose State
4b	108	Bob Gregor	S	Washington State
6a	151	LaRue Harrington	RB	Norfolk State
6b	163	Wayne Hamilton	LB	Alabama
7a	175	Chuck Loewen	P	South Dakota State
7b	191	Stuart Dodds	P	Montana State
8	219	Curis Sirmones	RB	North Alabama
9	247	Steve Whitman	RB	Alabama
11	303	John Singleton	DE	UTEP
12	331	Harry Price	WR	McNeese State (La.)

## Supplemental Draft — July 17

Round	Overall	Player	Position	College
9	243	Billy Mullins	WR	Southern California

## 1981

## Drafted 24 — April 28-29

Round	Overall	Player	Position	College
1	24	James Brooks	RB/KR	Auburn
3	77	Irvin Phillips	CB	Arkansas Tech
4a	103	Amos Lawrence	RB	North Carolina
4b	107	Eric Sievers	TE	Maryland
5	131	Keith Ferguson	LB	Ohio State
6a	141	Andrew Gissing	T	Syracuse
6b	162	Bobby Duckworth	WR	Arkansas
7	189	Pete Holohan	TE	Notre Dame
10	268	Robert Parham	FB	Grambling State
11a	280	Matt Petrzalka	T	Iowa
11b	300	Carlos Bradley	LB	Wake Forest
12	327	Stacy Charles	WR	Bethune-Cookman

## 1982

## Drafted alternately 23-22-21-20-23 — April 27-28

Round	Overall	Player	Position	College
7	188	Hollis Hall	CB	Clemson
8	215	Maury Buford	P	Texas Tech
9	246	Warren Lyles	DT	Alabama
10	273	Andre Young	S	Louisiana Tech
11	299	Anthony Watson	S	New Mexico

## 1983

## Drafted alternately 22-21-24-23-22 — May 2

Round	Overall	Player	Position	College
1a	5	Billy Ray Smith	LB	Arkansas
1b	20	Gary Anderson	RB	Arkansas
1c	22	Gill Byrd	CB	San Jose State
4	95	Danny Walters	CB	Arkansas
6	141	Trumaine Johnson	WR	Grambling State
7	192	Bill Elko	DT	Louisiana State
8	202	Earnest Jackson	RB	Texas A&M
9	245	Mike Green	LB	Oklahoma State
10	272	Bruce Mathison	QB	Nebraska
11a	303	Tim Kearse	WR	San Jose State
11b	308	Tim Spencer	RB	Ohio State
12a	314	Billy Blalock	S	Tennessee Tech
12b	330	Chuck Ehin	DE	Brigham Young

## 1984

## Drafted alternately 6-5 — May 1

Round	Overall	Player	Position	College
1	6	Mossy Cade	CB	Texas
2	33	Mike Guendling	LB	Northwestern
5	118	Lionel James	RB/KR	Auburn
6	144	Keith Guthrie	NT	Texas A&M
7	173	Jesse Bendross	WR	Alabama
8a	199	Ray Woodard	DE	Texas
8b	219	Bob Craighead	RB	Northeast Louisiana
9	230	Zachary Barnes	DE	Alabama State
11	286	Buford McGehee	RB	Mississippi
12	331	Paine Harper	WR	LaVerne (Calif.)

## Supplemental Draft — Drafted alternately 6-5-6 — June 5

Round	Overall	Player	Position	College
1	6	Lee Williams	DE	Bethune-Cookman
		Previously of USFL's Los Angeles Express		
2	33	Steve Smith	QB	Michigan
		Previously of CFL's Montreal Alouettes		
3	62	Clarence Collins	WR	Southern Illinois
		Previously of USFL's New Jersey Generals		

## 1985

## Drafted alternately 12-11-10 — April 30

Round	Overall	Player	Position	College
1	12	Jim Lachey	T	Ohio State
2a	39	Wayne Davis	CB	Indiana State
2b	55	Jeff Dale	S	Louisiana State
3	69	John Hendy	CB	Long Beach State
4	96	Ralf Mojsiejenko	P/K	Michigan State
5	196	Terry Lewis	CB	Michigan State
6	196	Mark Fellows	OLB	Montana State
7	207	Curtis Adams	RB	Central Michigan
8a	234	Paul Berner	QB	Pacific
9b	252	Dan Remsberg	T	Abilene Christian
10	264	David King	CB	Auburn
11	291	Jeff Smith	NT	Kentucky
12a	318	Tony Simmons	DE	Tennessee
12b	329	Bret Pearson	TE	Wisconsin

## 1986

## Drafted alternately 14-17-16 — April 29

Round	Overall	Player	Position	College
1a	8	Leslie O'Neal	DE	Oklahoma State
1b	13	James FitzPatrick	DE	Southern California
3a	67	Terry Unrein	DE	Colorado State
3b	71	Jeff Walker	T	Memphis State
4a	95	Ty Allert	OLB	Texas
4b	97	Tommy Taylor	ILB	UCLA
5a	118	Doug Landry	OLB	Louisiana Tech
5b	129	Donald Brown	CB	Maryland
5c	133	Matt Johnson	S	Southern California
6	155	Curtis Pardridge	WR	Northern Illinois
7	182	Fred Smalls	OLB	West Virginia
8	209	Mike Perrino	T	Notre Dame
9	235	Mike Zordich	S	Penn State
11a	293	Charles Sanders	RB	Slippery Rock (Pa.)
11b	298	Drew Smetana	T	Oregon
12a	320	Jeff Sprowls	S	Brigham Young
12b	330	Mike Travis	S	Georgia Tech

## 1987

## Drafted alternately 5-4-3 — April 28

Round	Overall	Player	Position	College
1	24	Rod Bernstine	TE	Texas A&M
2	53	Louis Brock	CB	Southern California
3	59	Karl Wilson	DE	Louisiana State
4	88	Mark Vlasic	QB	Iowa
5	115	Nelson Jones	CB	North Carolina State
7	173	Jamie Holland	WR	Ohio State
8a	199	Joe Mac Esker	T	UTEP
8b	204	Ron Brown	OLB	Southern California
9	226	Tom Wilcher	RB	Michigan
10	256	Anthony Anderson	DB	Grambling State
11	284	Joe Goebel	C	UCLA
12	310	Marcus Greenwood	RB	UCLA

## 1988

## Drafted alternately 15-19-18-17-16 — April 24-25

Round	Overall	Player	Position	College
1	15	Anthony Miller	WR	Tennessee
3	60	Quinn Early	WR	Iowa
4a	91	Joe Campbell	DE	New Mexico State
4b	93	Stacy Searels	C/G	Auburn
4c	98	David Richards	T	UCLA
6	152	Cedric Figaro	LB	Notre Dame
9	238	Joey Howard	T	Tennessee
11a	285	Ed Miller	C	Pittsburgh
11b	292	George Hinkle	DE	Arizona
12	324	Wendell Phillips	S	North Alabama

## 1989

## Drafted alternately 8-9 — April 23-24

Round	Overall	Player	Position	College
1	8	Burt Grossman	DE	Pittsburgh
2a	37	Courtney Hall	C	Rice
2b	51	Billy Joe Tolliver	QB	Texas Tech
5	120	Elliot Smith	CB	Alcorn State
7a	183	Marion Butts	FB	Florida State
7b	195	Terrence Jones	QB	Tulane
8	204	Dana Brinson	WR/KR	Nebraska
9	231	Pat Davis	TE	Syracuse
10	260	Ricky Andrews	ILB	Washington
11	287	Victor Floyd	RB	Florida State

## 1990

## Drafted alternately 7-8 — April 23-24

Round	Overall	Player	Position	College
1	5	Junior Seau	LB	Southern California
3a	57	Jeff Mills	OLB	Nebraska
3b	60	Leo Goegas	T	Hawaii
3c	67	Walter Wilson	WR	East Carolina
6a	138	John Friesz	QB	Idaho
6b	143	Frank Cornish	C/G	UCLA
6c	145	David Pool	C/B	Carson-Newman (Tenn.)
6d	163	Derrick Walker	TE	Michigan
7a	172	Jeff Novak	G	Southwest Texas State
7b	185	Joe Staysniak	T	Ohio State
7c	187	Nate Lewis	WR	Oregon Tech
7d	193	Keith Collins	CB	Appalachian State
8	201	J.J. Flannigan	RB	Colorado
9	227	Chris Goetzdel	G	Pittsburgh
10	256	Ken Berry	CB	Miami
11	283	Tommie Stowers	HB	Missouri
12	326	Elliot Searcy	WR	Southern (La.)

## 1991

## Drafted alternately 10-9-8-7-12-11 — April 21-22

Round	Overall	Player	Position	College
1	9	Stanley Richard	S	Texas
2a	36	George Thornton	DT	Alabama
2b	39	Erie Bieniemy	RB	Colorado
2c	47	Eric Moten	G	Michigan State
4	90	Yancey Thigpen	WR	Winston-Salem State
5a	123	Duane Young	TE	Michigan State
5b	127	Floyd Fields	S	Arizona State
6	150	Jimmy Laister	T	Oregon Tech
7a	177	David Jones	WR	Delaware State
7b	192	Terry Beauford	OL	Florida A&M
9a	230	Andy Katoo	LB	Oregon State
10a	254	Roland Poles	FB	Tennessee
10b	257	Mike Heldt	C	Notre Dame
11	290	Joe Weinberg	WR	Johnson C. Smith (N.C.)
12	317	Chris Samuels	RB	Texas

## 1992

## Drafted alternately 5-6-7 — April 26-27

Round	Overall	Player	Position	College
1	23	Chris Mims	DE	Tennessee
2	33	Marquez Pope	CB	Fresno State
3	63	Ray Ethridge	WR	Pasadena C.C.
5a	117	Curtis Whitley	C	Clemson
5b	131	Kevin Little	LB	North Carolina A&T
5c	140	Eric Jonassen	T	Bloomsburg (Pa.)
6	149	Reggie White	DT	North Carolina A&T
7	174	Deems May	TE	North Carolina
8	201	James Fuller	S	Portland State
9	231	Johnnie Barnes	WR	Hampton (Va.)
10	258	Arthur Paul	DT	Arizona State
11	285	Keith McAfee	RB	Texas A&M
12	315	Carlos Huerta	K	Miami

## 1993

## Drafted alternately 20-24 — April 25-26

Round	Overall	Player	Position	College
1	22	Darrien Gordon	CB	Stanford
2	41	Natrone Means	RB	North Carolina
3	64	Joe Cocozzo	G	Michigan
4a	95	Raylee Johnson	DE	Arkansas
4b	99	Lew Bush	OLB	Washington State
5	134	Walter Dunson	WR	Middle Tennessee State
6	161	Eric Castle	FS	Oregon
7	188	Doug Miller	OLB	South Dakota State
8	222	Trent Green	QB	Indiana

## 1994

## Drafted alternately 12-17 — April 24-25

Round	Overall	Player	Position	College
2a	43	Isaac Davis	G	Arkansas
2b	63*	Vaughn Parker	G	UCLA
3a	70	Andre Coleman	WR	Kansas State
3b	82*	Willie Clark	CB	Notre Dame
5a	137	Aaron Laing	TE	New Mexico State
5b	145	Rodney Harrison	S	Western Illinois
5c	150	Darren Krein	DE	Miami
5d	160*	Tony Vinson	RB	Towson State
7	207	Zane Beehn	LB	Kentucky

## 1995

## Drafted 29 — April 22-23

Round	Overall	Player	Position	College
2a	34	Terrance Shaw	CB	Stephen F. Austin
2b	51	Terrell Fletcher	RB	Wisconsin
2c	61	Jimmy Oliver	WR	TCU
3a	93	Don Sasa	DT	Washington
3b	98	Preston Harrison	LB	Ohio State
4a	100	Chris Cowart	LB	Florida State
4b	104	Aaron Hayden	RB	Tennessee
5	162	Omar Ellison	WR	Florida State
6a	177	Troy Sienkiewicz	G	New Mexico State
6b	183	Brandon Harrison	WR	Howard Payne
6c	197	Craig Whelihan	QB	Pacific
6d	200	Tony Berti	T	Colorado
7	237	Mark Montreuil	CB	Concordia (Canada)

## 1996

## Drafted alternately 21-20-19-23-22 — April 20-21

Round	Overall	Player	Position	College
2a	41	Bryan Still	WR	Virginia Tech
2b	50	Patrick Sapp	OLB	Clemson
3	81	Brian Roche	TE	San Jose State
4	114	Charlie Jones	WR	Fresno State
5	155	Junior Soli	DT	Arkansas
6a	190	Jim Mills	T	Idaho
6b	192	Bryan Stoltenberg	C	Colorado
7	231	Freddie Bradley	RB	Sonoma State (Calif.)

## 1997

## Drafted alternately 16-15-14-13 — April 19-20

Round	Overall	Player	Position	College
2	45	Freddie Jones	TE	North Carolina
3	74	Michael Hamilton	OLB	North Carolina A&T
4	109	Raleigh Roundtree	T	South Carolina State
5a	138	Kenny Bynum	RB	South Carolina State
5b	146	Paul Bradford	CB	Portland State
6	178	Daniel Palmer	T	Air Force
7a	218	Toran James	LB	North Carolina A&T
7b	237*	Tony Corbin	QB	Sacramento State

## 1998

## Drafted alternately 3-2-5-4 — April 18-19

Round	Overall	Player	Position	College
1	2	Ryan Leaf	QB	Washington State
2	59	Mikhael Ricks	WR	Stephen F. Austin
5	126	Cedric Harden	DE	Florida A&M
6	155	Clifford Ivory	CB	Troy State
7a	194	Jon Haskins	LB	Stanford
7b	234*	Kio Sanford	WR	Kentucky

## Supplemental Draft — Drafted 4 — July 9

Round	Overall	Player	Position	College
2	1	Jamal Williams	DT	Oklahoma State

## 1999

## Drafted alternately 8-9 — April 19-20

Round	Overall	Player	Position	College
2	—	Pick used in 1998 Supplemental Draft	—	—
2	60	Jermaine Fazande	FB	Oklahoma
3	69	Steve Heiden	TE	South Dakota State
4	104	Jason Perry	DB	North Carolina State
5a	139	Adrian Dingle	DE	Clemson
5b	141	Reginald Nelson	G	McNeese State (La.)
6	178	Tyrone Bell	DB	North Alabama

## 2000

## Drafted alternately 13-12-21-19-18-16 — April 15-16

Round	Overall	Player	Position	College
2	43	Rogers Beckett	S	Marshall
3	83	Damion McIntosh	T	Kansas State
4a	111	Trevor Gaylor	WR	Miami (Ohio)
4b	113	Leonardo Carson	DT	Auburn
6a	184	Shannon Taylor	LB	Virginia
6b	203*	Damen Wheeler	CB	Colorado
6c	205*	JaJuan Seider	QB	Florida A&M
7	222	Jason Thomas	G	Hampton (Va.)

## 2001

## Drafted 1 — April 21-22

Round	Overall	Player	Position	College
1	5	LaDainian Tomlinson	RB	TCU
2	32	Drew Brees	QB	Purdue
3	67	Tay Cody	CB	Florida State
4	112	Carlos Polk	LB	Nebraska
5a	132	Elliot Silvers	T	Washington
5b	139	Zeke Moreno	LB	Southern California
7a	201	Brandon Gorin	T	Purdue
7b	244*	Robert Carswell	FS	Clemson

## 2002

## Drafted 5 — April 20-21

Round	Overall	Player	Position	College
1	5	Quentin Jammer	CB	Texas
2a	39	Toniou Fonoti	RB	Nebraska
2b	48	Reche Caldwell	WR	Florida
3	71	Ben Lester	LB	Kansas State
4	103	Justin Peele	TE	Oregon
5	142	Terry Charles	WR	Portland State
6	178	Matt Anderle	T	Minnesota
7	216	Seth Burford	QB	Cal Poly

## 2003

## Drafted 15 — April 26-27

Round	Overall	Player	Position	College
1	30	Sammy Davis	CB	Texas A&M
2a	46	Drayton Florence	CB	Tuskegee (Ala.)
2b	62	Terrence Kiel	S	Texas A&M
3	80	Courtney VanBuren	T	Arkansas-Pine Bluff
4	112	Matt Wilhelm	LB	Ohio State
5	149	Mike Scifres	P	Western Illinois
6	188	Hanik Milligan	FS	Houston
7	229	Andrew Pinnock	FB	South Carolina

## 2004

## Drafted 1 — April 24-25

Round	Overall	Player	Position	College
1	1	Eli Manning	QB	Mississippi
2	35	Igor Olshansky	DT	Oregon
3a	65	Nate Kaeding	K	Iowa
3b	66	Nick Hardwick	C	Purdue
4	98	Shaun Phillips	LB	Purdue
5a	133	Dave Ball	DE	UCLA
5b	154	Michael Turner	RB	Northern Illinois
6	169	Ryan Krause	TE	Nebraska-Omaha
7a	204	Ryan Bingham	DT	Nebraska
7b	209	Shave Olivea	G/T	Ohio State
7c	254*	Carlos Joseph	T	Miami

## 2005

## Drafted 28 — April 23-24

Round	Overall	Player	Position	College
1a	12	Shawne Merriman	OLB	Maryland
1b	28	Luis Castillo	DE	Northwestern
2	61	Vincent Jackson	WR	Northern Colorado
4	130	Darren Sproles	RB	Kansas State
5	164	Wesley Britt	T	Alabama
6	177	Wes Mims	G	Oklahoma
7	242	Scott Mrczkowski	C	Bowling Green State

## 2006

## Drafted alternately 19-18-17-16 — April 29-30

Round	Overall	Player	Position	College
1	19	Antonio Cromartie	CB	Florida State
2	50	Marcus McNeill	T	Auburn
3	81	Charlie Whitehurst	QB	Clemson
5	151	Tim Dobbins	LB	Iowa State
6a	187	Jeromey Clary	T	Kansas State
6b	188	Kurt Smith	K	Virginia
7a	225	Chase Page	DT	North Carolina
7b	227	Jimmy Martin	T	Virginia Tech

## 2007

## Drafted 30 — April 28-29

Round	Overall	Player	Position	College
1	30	Buster Davis	WR	Louisiana State
2	37	Eli Weddle	S	Utah
3	96*	Anthony Waters	LB	Clemson
4	129	Scott Chandler	TE	Iowa
5	172*	Legedu Naanee	WR	Boise State
7	240	Brandon Siler	LB	Florida

## Supplemental Draft — Drafted 28 — July 12

Round	Overall	Player	Position	College
4	28	Paul Oliver	CB	Georgia

## 2008

## Drafted 27 — April 26-27

Round	Overall	Player	Position	College
1	27	Antoine Cason	CB	Arizona
3	69	Jacob Hester	FB	Louisiana State
4	—	Pick used in 2007 Supplemental Draft	—	—
5	166*	Marcus Thomas	RB	UTEP
6	192	DeJuan Tribble	CB	Boston College
7	234	Corey Clark	T	Texas A&M

## 2009

## Drafted 16 – April 25-26

Round	Overall	Player	Position	College
1	16	Larry English	LB	Northern Illinois
3	78	Louis Vasquez	G	Texas Tech
4a	113	Vaughn Martin	DE	Western Ontario (Canada)
4b	133*	Tyronne Green	G	Auburn
4c	134*	Gartrell Johnson	RB	Colorado State
5	148	Brandon Hughes	CB	Oregon State
6	189	Kevin Ellison	S	Southern California
7	224	Demetrius Byrd	WR	Louisiana State

## 2010

## Drafted 28 – April 22-24

Round	Overall	Player	Position	College
1	12	Ryan Mathews	RB	Fresno State
3	79	Donald Butler	LB	Washington
4	110	Darrell Stuckey	SS	Kansas
5a	146	Cam Thomas	DT	North Carolina
5b	168*	Jonathan Crompton	QB	Tennessee
7	235	Dedrick Epps	TE	Miami

## 2011

## Drafted 18 – April 28-30

Round	Overall	Player	Position	College
1	18	Corey Lluget	DE	Illinois
2a	50	Marcus Gilchrist	CB	Clemson
2b	61	Jonas Mouton	LB	Michigan
3a	82	Vincent Brown	WR	San Diego State
3b	89	Sharece Wright	CB	Southern California
6a	183	Jordan Todman	RB	Connecticut
6b	201*	Stephen Schilling	T	Michigan
7	234*	Andrew Gachkar	LB	Missouri

## 2012

## Drafted 18 – April 26-28

Round	Overall	Player	Position	College
1	18	Melvin Ingram	OLB	South Carolina
2	49	Kendall Reyes	DE	Connecticut
3	73	Brandon Taylor	SS	Louisiana State
4	110	Ladarius Green	TE	Louisiana-Lafayette
5	149	Johnnie Troutman	G	Penn State
7a	226	David Molk	C	Michigan
7b	250*	Edwin Baker	RB	Michigan State

## 2013

## Drafted 11 – April 25-27

Round	Overall	Player	Position	College
1	11	D.J. Fluker	T	Alabama
2	38	Manti Te'o	LB	Notre Dame
3	76	Keenan Allen	WR	California
5	145	Steve Williams	CB	California
6	179	Tourek Williams	OLB	Florida International
7	221	Brad Sorenson	QB	Southern Utah

## 2014

## Drafted 25 – May 8-10

Round	Overall	Player	Position	College
1	25	Jason Verrett	CB	TCU
2	50	Jeremiah Attaochu	OLB	Georgia Tech
3	89	Chris Watt	G	Notre Dame
5	165	Ryan Carrethers	DT	Arkansas State
6	201	Marion Grice	RB	Arizona State
7	240	Tevin Reese	WR	Baylor

## 2015

## Drafted 17 – April 30-May 2

Round	Overall	Player	Position	College
1	15	Melvin Gordon	RB	Wisconsin
2	48	Denzel Perryman	ILB	Miami
3	83	Craig Mager	CB	Texas State
5	153	Kyle Emanuel	OLB	North Dakota State
6	192	Darius Philon	DE	Arkansas

## 2016

## Drafted alternately 3-4 – April 28-30

Round	Overall	Player	Position	College
1	3	Joey Bosa	DE	Ohio State
2	35	Hunter Henry	TE	Arkansas
3	66	Max Tuerk	C	Southern California
4	102	Joshua Perry	ILB	Ohio State
5	175*	Jatavis Brown	OLB	Akron
6a	179	Drew Kaser	P	Texas A&M
6b	198	Derek Watt	FB	Wisconsin
7	224	Donavon Clark	G	Michigan State

## 2017

## Drafted 7 – April 27-29

Round	Overall	Player	Position	College
1	7	Mike Williams	WR	Clemson
2	38	Forrest Lamp	G	Western Kentucky
3	71	Dan Feeney	G	Indiana
4	113	Rayshawn Jenkins	S	Miami
5	151	Desmond King II	DB	Iowa
6	190	Sam Tevi	T	Utah
7	225	Isaac Rochell	DT	Notre Dame

## 2018

## Drafted 17 – April 26-28

Round	Overall	Player	Position	College
1	17	Derwin James Jr.	S	Florida State
2	48	Uchenna Nwosu	LB	Southern California
3	84	Justin Jones	DT	North Carolina State
4	119	Kyzir White	LB	West Virginia
5	155	Scott Quessenberry	C/G	UCLA
6	191	Dylan Cantrell	WR	Texas Tech
7	251*	Justin Jackson	RB	Northwestern

## 2019

## Drafted 28 – April 25-27

Round	Overall	Player	Position	College
1	28	Jerry Tillery	DT	Notre Dame
2	60	Nasir Adderley	S	Delaware
3	91	Trey Pipkins III	T	Sioux Falls
4	130	Drue Tranquill	LB	Notre Dame
5	166	Easton Stick	QB	North Dakota State
6	200	Emeke Egbule	LB	Houston
7	242	Cortez Broughton	DT	Cincinnati

## 2020

## Drafted alternately 6-5-7 – April 23-25

Round	Overall	Player	Position	College
1a	6	Justin Herbert	QB	Oregon
1b	23	Kenneth Murray Jr.	LB	Oklahoma
4	112	Joshua Kelley	RB	UCLA
5	151	Joe Reed	WR	Virginia
6	186	Alohi Gilman	S	Notre Dame
7	220	KJ Hill Jr.	WR	Ohio State

## 2021

## Drafted alternately 13-15-14 – April 29-May 1

Round	Overall	Player	Position	College
1	13	Rashawn Slater	T	Northwestern
2	47	Asante Samuel Jr.	CB	Florida State
3a	77	Joshua Palmer	WR	Tennessee
3b	97*	Tre' McKitty	TE	Georgia
4	118	Chris Rumph II	OLB	Duke
5	159	Brenden James	G/T	Nebraska
6a	185	Nick Niemann	LB	Iowa
6b	198	Larry Rountree III	RB	Missouri
7	241	Mark Webb Jr.	DB	Georgia

## 2022

## Drafted alternately 17-16-15-18 – April 28-30

Round	Overall	Player	Position	College
1	17	Zion Johnson	G	Boston College
3	79	JT Woods	S	Baylor
4	123	Isaiah Spiller	RB	Texas A&M
5	160	Otito Ogbonnia	DL	UCLA
6a	195	Jamaree Salyer	OL	Georgia
6b	214	Ja'Sir Taylor	DB	Wake Forest
7a	236	Deane Leonard	DB	Mississippi
7b	260	Zander Horvath	FB	Purdue

## 2023

## Drafted alternately 22-23 – April 27-29

Round	Overall	Player	Position	College
1	21**	Quentin Johnston	WR	TCU
**Miami forfeited No. 21 overall selection				
2	54	Tuli Tuipulotu	OLB	Southern California
3	85	Daivan Henley	LB	Washington State
4	125	Darius Davis	WR	TCU
5	156	Jordan McPadden	OL	Clemson
6	200	Scott Matlock	DL	Boise State
7	239	Max Duggan	QB	TCU

# ALL-TIME DRAFT PICKS BY SCHOOL

Abilene Christian	2	Kent State	1	Southern California	25
Adams State (Colo.)	1	Kentucky	5	Southern Illinois	1
Air Force	1	Lamar (Texas)	1	Southern Methodist	2
Akron	1	LaVerne (Calif.)	1	Southern Mississippi	1
Alabama	9	Lincoln (Mo.)	1	Southern Utah	1
Alabama State	1	Long Beach State	8	Southwest Texas State	1
Alcorn State <sup>1</sup>	5	Louisiana State	13	St. Norbert (Wis.)	1
Angelo State (Texas)	1	Louisiana Tech	3	Stanford	5
Appalachian State	1	Louisiana-Lafayette	1	Stephen F. Austin	2
Arizona	4	Louisiana-Monroe <sup>5</sup>	2	Syracuse	10
Arizona State	10	Louisville	2	Tampa	1
Arkansas	13	Marquette	1	TCU	7
Arkansas-Pine Bluff <sup>2</sup>	2	Marshall	2	Temple	1
Arkansas State	1	Maryland	5	Tennessee	13
Arkansas Tech	1	Massachusetts	2	Tennessee State <sup>9</sup>	7
Army	1	McMurray (Texas)	1	Tennessee Tech	3
Auburn	13	McNeese State (La.)	2	Texas	8
Baylor	4	Memphis <sup>6</sup>	8	Texas A&M	12
Bethune-Cookman	2	Miami	8	Texas A&M-Kingsville <sup>10</sup>	3
Bloomsburg (Pa.)	1	Miami (Ohio)	3	UTEP	6
Boise State	2	Michigan	8	Texas Southern	3
Boston College	4	Michigan State	9	Texas State	2
Boston University	3	Middle Tennessee State	1	Texas Tech	8
Bowling Green State	2	Minnesota	3	The Citadel	4
Bradley	1	Mississippi	14	Toledo	1
Brigham Young	3	Mississippi State	1	Towson <sup>11</sup>	1
Brown	1	Missouri	7	Troy <sup>12</sup>	1
Cal Poly	1	Montana	3	Tulane	1
Cal State LA <sup>3</sup>	4	Montana State	2	Tulsa	6
California	5	Morgan State (Md.)	1	Tuskegee (Ala.)	2
Carson-Newman (Tenn.)	1	Muskingum (Ohio)	1	U.S. International (Calif.)	1
Central Michigan	1	Nebraska	11	UCLA	13
Cincinnati	6	Nebraska-Omaha	2	UC Davis	2
Clemson	11	New Mexico	1	Utah	3
Colorado	9	New Mexico State	8	Utah State	5
Colorado State	6	Norfolk State	3	Villanova	3
Columbia	1	North Alabama	3	Virginia	7
Concordia (Canada)	1	North Carolina	7	Virginia Tech	3
Connecticut	2	North Carolina A&T	5	Virginia Union	2
Dartmouth	1	North Carolina Central <sup>7</sup>	1	Wake Forest	2
Dayton	3	North Carolina State	5	Washington	6
Delaware	1	North Dakota State	3	Washington State	10
Delaware State	1	North Texas <sup>8</sup>	1	Weber State	2
Duke	2	Northern Colorado	1	West Texas State	3
East Carolina	2	Northern Illinois	3	West Virginia	7
East Central Oklahoma State	1	Northwestern	7	Western Illinois	3
East Tennessee State	1	Northwestern State (La.)	1	Western Kentucky	1
East Texas State	1	Notre Dame	22	Western Michigan	2
Eastern Michigan	1	Ohio State	13	Western Ontario (Canada)	1
Eastern Montana	1	Oklahoma	10	Whitworth (Wash.)	1
Elon (N.C.)	1	Oklahoma State	6	Wichita State	2
Florida	8	Oregon	8	Winston-Salem State	1
Florida A&M	3	Oregon State	4	Wisconsin	6
Florida International	1	Oregon Tech	2	Wisconsin-Whitewater	1
Florida State	16	Pacific	4	Wyoming	1
Fresno State	8	San Diego State	1	Xavier	1
George Washington	1	Pasadena Community College	1	Yale	1
Georgia	9	Penn State	8	Yankton (S.D.)	1
Georgia Tech	6	Pennsylvania	1	Youngstown State	1
Grambling State <sup>4</sup>	8	Pittsburgh	7		
Hampton (Va.)	2	Portland State	3		
Hardin-Simmons	1	Prairie View A&M	1		
Hawaii	1	Presbyterian (S.C.)	1		
Houston	5	Purdue	8		
Howard Payne	2	Rice	2		
Idaho	5	Richmond	4		
Idaho State	1	Sacramento State	1		
Illinois	3	San Diego State	14		
Indiana	5	San Francisco State	1		
Indiana State	1	San Jose State	10		
Iowa	9	Santa Clara	1		
Iowa State	3	Soix Falls	1		
Jackson State	2	Slippery Rock (Pa.)	1		
Jacksonville State (Ala.)	1	Sonoma State (Calif.)	1		
Johnson C. Smith (N.C.)	2	South Carolina	6		
Kansas	4	South Carolina State	5		
Kansas State	7	South Dakota State	3		
		Southern (La.)	6		

<sup>1</sup>—Known as Alcorn A&M from 1878-1973  
<sup>2</sup>—Known as Arkansas AM&N from 1927-72  
<sup>3</sup>—Known as Los Angeles State from 1947-64  
<sup>4</sup>—Known as Grambling College from 1946-73  
<sup>5</sup>—Known as Northeast Louisiana from 1969-98  
<sup>6</sup>—Known as Memphis State from 1967-94  
<sup>7</sup>—Known as North Carolina College from 1947-69  
<sup>8</sup>—Known as North Texas State from 1961-88  
<sup>9</sup>—Known as Tennessee A&I State from 1925-68  
<sup>10</sup>—Known as Texas A&I from 1929-92  
<sup>11</sup>—Known as Towson State from 1976-97  
<sup>12</sup>—Known as Troy State from 1967-2005

COMMUNITY

FRONT OFFICE

VETERANS

DRAFT PICKS & FREE AGENTS

2022 IN REVIEW

DRAFT PICKS BY SCHOOL

GENERAL INFORMATION



# TRADE HISTORY (SINCE 1970)

## 1970

April 28	TE Jacque MacKinnon to Green Bay for 1971 5th (115, S Bryan Salter)
May 5	DE Joe Owens from New Orleans for 1971 4th
Aug. 4	SS Kenny Graham to Cincinnati for 1971 5th (119, DE Phil Asack)
Oct. 15	RB Mike Garrett from Kansas City for 1971 2nd (39)

## 1971

May 19	WR Lance Alworth to Dallas for TE Pettis Norman, T Tony Liscio and DT Ron East
May 26	CB Leslie Duncan to Washington for 1973 5th (123, WR/KR Willie McGee)
June 24	DT Kevin Hardy from Green Bay for 1972 1st (11)
Sept. 8	C Carl Mauck from Miami for 1972 4th (91)
Sept. 8	RB Eddie Ray from New England for 1972 7th (165)
Nov. 19	T Tony Liscio to Dallas for 1972 5th (130, DE Harry Gooden)

## 1972

Jan. 29	DE Deacon Jones, DT Greg Wojcik and RB Lee White from Los Angeles Rams for LB Jeff Staggis, 1972 2nd and 1973 2nd (31) and 3rd (60)
Jan. 31	DT George Wright from Baltimore for 1972 4th (91) and 8th (191), and 1973 4th (85)
Jan. 31	RB Leon Burns and WR Walker Gillette to St. Louis for RB Cid Edwards and WR Dave Williams
Feb. 2	C Cal Winthrow to Green Bay for 1972 17th (423, RB Oscar Dragon)
March 27	LB Ed Philpott from New England for 1973 7th
April 19	S Jim Hill to Green Bay for DE Lionel Aldridge and 1974 3rd
May 5	DT Andy Rice to Kansas City for 1973 7th
May 9	LB Bob Bruggers to Cincinnati for T Ernie Wright
June 19	DE Cal Snowden from Buffalo for 1973 5th
July 11	DT John Richardson from Miami for 1973 6th
July 22	T Gary Nowak to Kansas City for 1973 9th
July 22	TE Jim Bishop to Kansas City for 1973 6th
July 26	DE Steve DeLong to Chicago for 1973 4th (84, TE James Thaxton)
July 31	Cash to Rams for TE Luther Palmer
July 31	RB Jesse Taylor and 1974 8th (206, T Bon Boatwright) from Los Angeles Rams for 1974 7th (158)
July 31	RB Jeff Queen to Oakland for 1973 3rd (64, QB Dan Fouts)
July 31	WR Billy Parks and RB Mike Montgomery to Dallas for RB Duane Thomas
July 31	LB Tim Rossovich from Philadelphia for 1973 1st (6)
Aug. 1	RB Eddie Ray and San Francisco's 1972 3rd (via Washington) to Denver for DT Dave Costa
Aug. 8	QB Marty Domres to Baltimore for Washington's 1973 1st (25, WR Johnny Rodgers) and TE John Andrews
Sept. 4	CB Leonard Dunlap from Baltimore for 1973 4th (85)
Sept. 6	DT George Wright to Cleveland for 1973 5th (125, LB Jon Knoble)

## 1973

Jan. 22	QB Johnny Unitas from Baltimore for cash
Jan. 25	RB Tom Matte from Baltimore for 1973 8th
Jan. 26	QB John Hadl to Los Angeles Rams for DE Coy Bacon and RB Bob Thomas
April 10	S Chuck Detwiler, DE Lee Thomas and player to be named later to Buffalo for 1974 2nd (43, C Mark Markovich)
May 22	S Ron Smith from Chicago for 1974 3rd
July 20	RB Duane Thomas to Washington for 1975 1st (22, CB Mike Williams) and 1976 2nd
Aug. 1	CB Ray Jones to Denver for cash
Aug. 7	K Bill McClard to Los Angeles Rams for 1974 5th
Aug. 27	WR Bill Malinchak to Washington for 1975 8th (203, T Barry Collier) and 1974 15th (386, TE Greg Meczka)
Aug. 31	DE Louis Ross from Atlanta for 1974 8th
Sept. 5	LB Mike Strattan from Buffalo for 1974 5th
Sept. 5	LB Bob Babich and 1975 4th (86) to Cleveland for 1974 1st (15, LB Don Goode) and 1975 2nd (30, DT Louie Kelcher)
Sept. 5	LB Carl Gersbach and RB Clint Jones from Minnesota for 1974 2nd (29) and 3rd

## 1974

Jan. 9	QB Wayne Clark to Cincinnati for QB Virgil Carter
Jan. 29	G Walt Sweeney to Washington for 1974 5th (105, DT John Teerlink), 1975 6th and 1976 4th (115, WR Artie Owens, from Oakland)
Feb. 25	DE Dennis Wirgowski from Philadelphia for 1975 8th (Choice was rescinded because he did not make squad)
March 1	RB Reece Morrison from Cincinnati for \$1.00 and clear title rights to QB Wayne Clark
April 10	S Bryant Salter and 1975 8th to Washington for 1976 3rd and 1977 2nd and 3rd (77, S Keith King)
Aug. 2	LB Fred Forsberg from Buffalo for \$100
Aug. 6	LB Jon Knoble from Rams for \$100
Aug. 6	G Tom Forrest to Chicago for \$100
Aug. 12	DE Deacon Jones and 1975 8th (189) to Washington for 1977 3rd (77, S Keith King)
Aug. 15	S Ron Smith to Oakland for 1975 4th (101, LB Ken Bernich) and 8th (206, G Ralph Perretta)
Aug. 23	DT Dave Rowe from New England (via Washington) for 1975 6th
Aug. 29	RB Bill Rudder to New York Giants for 1975 7th
Sept. 5	DT Bob Brown from Green Bay for 1975 3rd (58)
Sept. 5	DT Dave Costa to Buffalo for 1975 5th (125, TE Charles Waddell)
Sept. 6	CB Willie McGehee to Los Angeles Rams for 1975 6th
Sept. 24	TE James Thaxton to Cleveland for 1975 6th (134, WR John Carroll)

## 1975

Jan. 28	RB Cid Edwards to Chicago for 1975 3rd (73, DB Mike Fuller)
Jan. 28	RB Jim Harrison from Chicago for 1975 6th
Jan. 29	DT Ray Carr, DT Blenda Gay and T Harold Paul to Oakland for 1975 11th (284, WR Ike McBee) and 13th (335, RB Glen Printers)
Feb. 7	WR Joe Sweet from New England for past considerations
May 29	C Ed Flanagan from Detroit for 1976 2nd
May 29	C Carl Mauck to Houston for rights to T Booker Brown and compensation rights to CB Benny Johnson
June 13	S Reggie Berry to Denver for S Maurice Tyler
June 17	WR Jerry Levias to Houston for 1976 12th
July 3	CB Bob Howard to New England for 1976 5th (131, LB Woodrow Lowe)
July 16	DT Ron East to Cleveland for 1977 5th (128, QB/P Cliff Olander)
July 22	CB Leonard Dunlap to New York Giants for 1976 5th
July 22	LB Pete Lazetich to Miami for LB Bruce Bannon
July 28	WR John Carroll to Chicago for 1977 7th
July 29	TE Ron Mayo from Baltimore for 1976 6th
Aug. 7	DT Greg Wojcik to Chicago for 1977 8th
Aug. 13	TE Pat Curran and RB Howard Strickland from Los Angeles Rams for 1977 3rd (68)
Aug. 13	LB Bruce Bannon to New York Giants for 1976 9th (251, RB Lynn Harrison)
Aug. 22	1976 6th (159) to St. Louis for WR Marlin Briscoe
Sept. 9	LB Ken Hutcherson from Dallas for 1976 7th (186)
Sept. 15	RB Tony Baker from Los Angeles Rams for 1976 5th (128)
Sept. 23	DT Dave Rowe to Oakland for 1976 4th (113, TE Ron Singleton)

## 1976

April 2	QB Bobby Douglass and 1976 3rd to New Orleans for LB Rick Middleton
April 2	DE Coy Bacon to Cincinnati for WR Charlie Joiner
April 2	LB Franklin Tate to Oakland for LB Mike Dennerly
April 8	S Sam Williams to Atlanta for CB Tom Hayes and 1977 6th (146, DE Dave Lindstrom)
April 8	1976 4th and 8th to Oakland for 1976 4th and 6th
April 9	T Halvor Hagen from Buffalo for 1976 9th (241)
July 17	LB Floyd Rice to Oakland for cash
July 20	LB Drew Mahalic to Philadelphia for \$100 cash
July 20	DT Kevin Nosbusch to San Francisco for 1977 8th
July 22	C Mark Markovich to Detroit for G Guy Dennis and 1977 6th (152, S Pete Shaw)
Aug. 3	P Mitch Hoopes from Dallas for 1977 10th
Aug. 10	T Halvor Hagen to New Orleans for 1977 9th (241)
Aug. 25	RB Mercury Morris from Miami for 1977 4th (98)
Aug. 30	QB Clint Longley and 1977 1st (24, C Bob Rush) from Dallas for 1977 1st (14) and 2nd (41)
Sept. 6	K Toni Fritsch and 1977 10th from Dallas for 1977 8th (208)
Sept. 6	DE Leroy Jones from Washington for 1977 2nd and \$12,500

## 1977

March 1	WR Chip Myers from Cincinnati for 1977 11th (292)
April 27	DE Art Riley to Philadelphia for \$20,000 (\$7,500 up front and \$12,500 if he's on the Eagles' payroll for 7-or-more games)
June 7	QB James Harris from Los Angeles Rams for 1979 4th (99)
June 24	S Clarence Duren from St. Louis for 1978 4th (98)
July 14	C Ed Flanagan to Los Angeles Rams for 1978 5th (135, G John Choma)
July 14	Rights to TE Jim Stanski to Miami for 1978 10th (if Stanski makes roster during 1977 season)
Aug. 5	QB Neal Jeffrey to Houston for 1979 4th (104, WR John Floyd)
Aug. 11	DB Gregg Butler from Los Angeles Rams for 1978 11th
Aug. 16	TE Robert Klein from Los Angeles Rams for 1980 2nd (55)

## 1978

March 28	RB Lydell Mitchell from Baltimore for 1979 5th (131)
April 26	LB Tom Graham to Philadelphia for 1979 10th (265, DT Tony Petruccio)
May 2	LB Jim Laslavic from Detroit for 1978 5th (125) and 6th (155)
May 3	WR Larry Dorsey to Kansas City for DE Wilbur Young
May 3	1978 8th (222) and 11th (293) to Oakland for 1978 8th (200, P Gavin Hedrick) and 9th (248, LB Blake Whitlatch)
July 27	Considerations to Philadelphia for T Harvey Goodman
July 28	RB Rickey Young to Minnesota for past considerations
July 28	G Ed White from Minnesota for past considerations
Aug. 4	T Booker Brown to Tampa Bay for 1980 4th (101, QB Ed Luther)
Aug. 6	C Richard Keys to Buffalo for past considerations
Aug. 18	QB Bill Munson to Buffalo for 1980 7th (175, G Chuck Loewen)
Aug. 22	FS Glen Edwards from Pittsburgh for 1979 6th (157)
Aug. 28	RB Joe Washington and 1979 5th for RB Lydell Mitchell
Sept. 25	1980 3rd (83) to St. Louis for right to hire HC Don Coryell

## 1979

April 26	CB Willie Buchanan from Green Bay for 1979 7th (184) and 1980 1st (26)
May 3	1979 1st (20) and 2nd (47) to Cleveland for 1979 1st (13, TE Kellen Winslow)
May 29	RB Mike Thomas from Washington for 1980 5th (139)
May 31	RB Charlie White from Tampa Bay for 1980 10th (279)
Aug. 10	RB Rickey Anderson to Cleveland for 1980 6th (151, RB LaRue Harrington)

## 1980

March 21	RB John Cappaletti from Los Angeles Rams for 1982 3rd (49)
Aug. 15	RB Bo Matthews to New York Giants for 1981 6th (141, T Andrew Gissinger)
Aug. 27	LB Don Goode to Cleveland for 1981 4th (107, TE Eric Sievers) and 1983 4th (95, CB Danny Walters)
Sept. 1	QB Cliff Olander to New York Giants for 1981 11th (280, T Matt Petrezelka)
Sept. 1	P Rick Partridge from New Orleans for 1981 8th (215)
Sept. 8	WR Ron Smith from Los Angeles Rams for 1983 5th (134)
Sept. 29	RB Chuck Muncie from New Orleans for 1981 2nd (51)

## 1981

May 15	DT Wilbur Young to Washington for T Jeff Williams
Aug. 10	WR Billy Mullins to Chicago for 1982 12th (if Mullins is active during 1981 season)
Aug. 17	WR Stacy Charles to Chicago for considerations
Aug. 18	G Dan Audick to San Francisco for 1982 3rd (83)
Aug. 25	TE Gregg McCrary to Washington for 1983 11th (308, RB Tim Spencer)
Aug. 31	K Mike Wood to Baltimore for 1983 6th (141, WR Trumaine Johnson)
Aug. 31	P George Roberts from Miami for 1982 6th (161)
Sept. 10	RB Amos Lawrence to San Francisco for 1984 4th (107)
Sept. 15	DE John Woodcock from Detroit for 1982 12th (326)
Sept. 17	WR John Jefferson to Green Bay for 1982 1st (22) and 2nd, 1983 1st (20, RB Gary Anderson), 2nd in '82, '83 or '84, and WR Aundra Thompson
Sept. 30	WR Wes Chandler from New Orleans for WR Aundra Thompson, 1982 1st (22) (from Green Bay) and 1982 3rd (76)
Oct. 2	DE Fred Dean to San Francisco for 1983 1st (5, LB Billy Ray Smith) and 2nd
Oct. 8	CB Allan Ellis from Chicago for 1982 5th (134)

## 1982

Jan. 27	LB David Lewis from Tampa Bay for 1982 3rd (83) (from San Francisco) and 1984 4th (107)
March 4	RB Ricky Bell from Tampa Bay for 1982 4th (103)
March 29	LB Dewey Selmon from Tampa Bay for 1984 4th (89) (from San Francisco)
April 27	S Tim Fox from New England for 1982 2nd (40) (from Green Bay) and 1983 3rd (80)
May 26	S Bruce Laird from Baltimore for 1983 6th (161)
May 28	LB Jeff Siemon from Minnesota for 1983 6th
June 8	LB Bob Horn to San Francisco for 1983 8th (202, RB Earnest Jackson) and 1985 7th (196, OLB Mark Fellows)
July 13	S Pete Shaw to New York Giants for 1984 8th (199, DE Ray Woodard)
Aug. 31	T Jeff Williams to Chicago for 1983 12th (314, S Billy Blalock)

## 1983

April 20	CB Reuben Henderson from Chicago for 1983 4th (107) and 8th (219)
April 22	1983 2nd (49) and 1983 2nd (from San Francisco) to San Francisco for 1983 1st (22, CB Gill Byrd) (from San Diego)
May 3	S Ken Greene from St. Louis for 1984 3rd (62) and 8th (201)
July 11	C Bob Rush to Kansas City for 1985 3rd (69, CB John Hendy) and 1986 5th (118, OLB Doug Landry)
July 18	CB Jeff Allen to San Francisco for 1984 12th
July 27	G Derrrel Goufouth from Green Bay for 1984 12th (313)
Aug. 13	CB Mike Williams to Buffalo for WR Lou Piccone
Aug. 24	WR Roger Carr from Seattle for 1984 5th (125) (from Chicago) and 1985 5th (123)

## 1984

Feb. 13	DE Kenny Neil and DT Abdul Salaam from New York Jets for 1984 2nd (from Green Bay)
March 28	DT Louie Kelcher to San Francisco for 1984 8th (219, RB Bob Craighead), 12th (331, WR Paine Harper) and 1985 9th (252, T Dan Remsberg)
March 29	LB Brian Kelley from New York Giants for 1984 10th (257)
April 30	RB Jewel Thomas from Kansas City for 1985 7th (180)
May 3	G Walt Downing from San Francisco for 1986 12th
May 29	RB James Brooks to Cincinnati for RB Pete Johnson
July 24	RB Robert Alexander from Los Angeles Rams for 1985 11th
Aug. 10	T Billy Shields and 1985 3rd (66) to Minnesota for S John Turner
Aug. 15	P Dave Finzer to Chicago for 1985 12th (329, TE Bret Pearson)
Aug. 20	DE Ken Neil to San Francisco for 1985 5th
Sept. 10	RB Chuck Muncie to Miami for 1985 2nd (nullified-DNP physical)
Sept. 22	RB Pete Johnson to Miami for 1985 2nd (55, S Jeff Dale) and rights to DL Dewey Forte
Sept. 29	DT Gary Johnson to San Francisco for 1986 5th (129, CB Donald Brown) and 11th (298, T Drew Smetana)

## 1985

March 27	QB Mark Herrmann from Indianapolis for 1986 10th (266)
May 20	RB Mark Schellen from San Francisco for 1986 12th
July 20	RB Chuck Muncie to Minnesota for 1986 6th
Aug. 1	LB Vernon Maxwell from Indianapolis for 1986 5th (126)
Aug. 20	P Maury Buford to Chicago for 1986 12th (333, S Mike Travis)
Aug. 30	CB Mossy Cade to Green Bay for 1986 1st (41) and 1987 5th (115, CB Nelson Jones)
Sept. 2	WR Bobby Duckworth to Los Angeles Rams for 1986 5th (133, S Matt Johnson) and T Gary Kowalski
Sept. 2	RB Earnest Jackson to Philadelphia for 1986 4th (95, OLB Ty Allert) and 1987 8th (204, OLB Ron Brown)

## 1986

April 29	1986 1st (14) and 2nd (44) (from Green Bay) to Minnesota for 1986 1st (8, DE Leslie O'Neal) and 3rd (67, DE Terry Unrein)
May 13	WR Jesse Bendoross to Tampa Bay for 1987 12th
May 21	RB Mark Schellen to Houston for 1987 12th
July 25	LB Thomas Benson from Atlanta for 1987 6th
Aug. 14	QB Ed Luther to Atlanta for LB Ronnie Washington and 1987 6th
Aug. 20	LB Andy Hawkins from Tampa Bay for 1987 6th (143)
Sept. 29	FS Vencie Glenn from New England for 1987 5th (116)

**1987**

- April 27 WR Tim Smith from Houston for 1988 12th  
 April 28 LB Chip Banks and 1987 1st (24, TE Rod Bernstine) and 2nd (53, CB Louis Brock) from Cleveland for 1987 1st (5) and 2nd (32)  
 June 12 RB Buford Mcgee, 1988 2nd (45) and 1989 6th (148) to Los Angeles Rams for RB Barry Redden  
 July 22 LB Tim Lucas from St. Louis for 1988 11th  
 Aug. 21 WR Bobby Johnson from New York Giants for 1988 10th (256)  
 Aug. 27 CB Wayne Davis to Buffalo for SS Martin Bayless  
 Sept. 1 WR Trumaine Johnson and 1988 7th (184) to Buffalo for LB David Brandon and 1988 4th (93, C/G Stacy Searels)  
 Sept. 2 K Rolf Benirschke to Dallas for 1989 12th  
 Sept. 9 G-T Jeff Walker to Los Angeles Rams for 1988 11th (285, C Ed Miller)  
 Oct. 13 LB James Johnson from San Francisco for past considerations

**1988**

- March 25 T Emil Slovacek to Denver for past considerations  
 April 13 QB Mark Malone from Pittsburgh for 1988 8th (211)  
 April 24 TE Pete Holohan to Los Angeles Rams for 1988 4th (91, DE Joe Campbell)  
 April 24 1988 3rd (72) and 5th (125) to Houston for 1988 3rd (60, WR Quinn Early)  
 April 26 QB Mark Herrmann to Indianapolis for 1989 11th  
 April 28 DT Blaise Winter to Green Bay for past considerations  
 June 2 WR Wes Chandler to San Francisco for C Fred Quillan — Chargers received 1989 7th (195, QB Terence Jones) and 1990 7th (193, CB Keith Collins) when Quillan did not report Selection rights to WR Brian Bedford from Dallas for 1989 9th S Leonard Coleman from Indianapolis for 1990 12th (311)  
 June 29 July 8 T Jim Lachey to Los Angeles Raiders for T John Clay, 1989 3rd and 1990 4th  
 Aug. 4 G-T Curtis Rouse to Atlanta for past considerations  
 Aug. 22 LB Thomas Benson to New England for 1989 7th (183, RB Marion Butts)  
 Oct. 11 RB Napoleon McCallum from Los Angeles Raiders for 1990 4th (89)

**1989**

- April 11 1989 3rd and 1990 4th to Los Angeles Raiders (past considerations)  
 April 23 1989 3rd (64), 4th (93) and 7th (175) to New York Giants for 1989 2nd (51, QB Billy Joe Tolliver)  
 April 24 1989 12th (316) to Washington for 1990 12th (326, WR Elliot Searcy)  
 Aug. 18 QB Jim McMahon from Chicago for 1990 2nd (33)  
 Aug. 30 P/K Ralf Mojsiejenko to Washington for 1990 7th (187, WR Nate Lewis)  
 Sept. 4 RB Barry Redden to Cleveland for 1990 7th (185, T Joe Staysniak)  
 Oct. 17 LB Chip Banks to Indianapolis for 1990 3rd (67, WR Walter Wilson)  
 Oct. 17 RB Darrin Nelson from Dallas for 1990 5th (116)

**1990**

- April 21 RB Gary Anderson to Tampa Bay for 1990 3rd (57, OLB Jeff Mills) and 1991 2nd (39, RB Eric Blenienmy)  
 April 22 1991 3rd to Dallas for 1990 6th (138, QB John Friesz), New England's 1990 6th (163, TE Derrick Walker) and New York Giants' 1990 6th (143, C/G Frank Cornish)  
 April 27 RB Napoleon McCallum to Los Angeles Raiders for 1991 11th  
 May 4 WR Jamie Holland to Los Angeles Raiders for 1991 7th (192, OL Terry Beauford)  
 Aug. 28 P Keith English to Los Angeles Rams for 1991 10th (254, FB Roland Poles)  
 Aug. 29 G Mike Zandofsky from Phoenix for 1991 9th

**1991**

- April 21 1992 1st (5) to Washington for 1991 2nd (47, G Eric Moten) and 1992 5th (140, T Eric Jonassen)  
 April 22 1991 11th (from Los Angeles Raiders) and 1992 4th (90) to New England for 1991 5th (127, S Floyd Fields)  
 Aug. 23 DE Lee Williams to Houston for 1992 1st (23, DE Chris Mims) and WR Shawn Jefferson  
 Aug. 28 QB Billy Joe Tolliver to Atlanta for 1992 5th (131, LB Kevin Little)

**1992**

- Aug. 13 QB Stan Humphries from Washington for 1993 4th  
 Aug. 26 LB Kevin Murphy from Tampa Bay for 1993 8th

**1993**

- April 15 T Leo Goetas to Los Angeles Rams for 1993 4th (95, DE Raylee Johnson)  
 April 25 1993 2nd (48) and 1994 1st (15) to San Francisco for 1993 2nd (41, RB Natrone Means), 3rd (82), 4th (110) and 5th (138)  
 April 25 T Broderick Thompson to Philadelphia for 1993 4th (104)  
 April 25 1993 3rd (82) (from San Francisco) and 1993 4th (104) (from Philadelphia) to Tampa Bay for 1993 3rd (64, G Joe Cocozzo)  
 April 25 1993 4th (110) (from San Francisco) and 5th (138) (from San Francisco) to New England for 1993 4th (99, OLB Lew Bush)  
 April 26 1994 6th (175) to San Francisco for 1993 8th (222, QB Trent Green)

**1994**

- March 4 CB Donald Frank to Cleveland for 1995 6th (197, QB Craig Whelihan)  
 March 18 WR Nate Lewis to Los Angeles Rams for 1995 6th (177, G Troy Sienkiewicz)  
 March 24 1994 4th (107) to Arizona via Miami for WR Tony Martin  
 April 7 DE Burt Grossman to Philadelphia for 1995 6th (183, WR Brandon Harrison)  
 April 11 CB Marquez Pope to Los Angeles Rams for 1995 4th (104, RB Aaron Hayden)  
 April 25 RB Marion Butts and 1994 3rd (78) to New England for 1994 3rd (70, WR Andre Coleman) and 5th (137, TE Aaron Laing)  
 April 25 1995 4th (126) to Seattle for 1994 5th (150, DE Darren Krein)

**1995**

- April 22 1995 1st (29) to Carolina for 1995 2nd (34, CB Terrance Shaw), 3rd (98, LB Preston Harrison) and 4th (100, LB Chris Cowart)  
 April 22 1996 1st (21) to Detroit for 1995 2nd (57, RB Terrell Fletcher)

**1991**

- April 20 1997 1st (16) to Tampa Bay for 1996 2nd (41, WR Bryan Still)  
 April 21 1997 5th (146) to Pittsburgh for 1996 6th (192, C Bryan Stoltenberg)

**1997**

- April 20 1997 7th (215) and 1998 4th (95) to St. Louis for 1997 5th (138, RB Kenny Bynum)  
 April 20 1998 3rd (65) to Pittsburgh for 1997 5th (146, CB Paul Bradford) and 7th (218, LB Toran James)  
 July 2 1999 7th (214) to Pittsburgh for RB Erric Pegram

**1998**

- March 12 1998 1st (3) and 2nd (32), 1999 1st (8), WR Eric Metcalf and LB Patrick Sapp to Arizona for 1998 1st (2, QB Ryan Leaf)  
 April 18 2000 1st (13) to Tampa Bay for 1998 2nd (59, WR Mikhael Ricks)  
 June 3 WR Tony Martin to Atlanta for 1999 2nd (60, FB Jermaine Fozandé)  
 June 8 DT Shawn Lee to Chicago for 1999 5th (141, G Reginald Nelson)

**1999**

- March 22 QB Jim Harbaugh from Baltimore for 2000 5th (148)  
 Aug. 9 TE John Burke from New York Jets for 2001 conditional 7th

**2000**

- April 16 2001 3rd (63) to Philadelphia for 2000 4th (111, WR Trevor Gaylor)  
 Aug. 22 WR/PR Nate Jacquet from Miami for 2001 6th (164)

**2001**

- April 20 2001 1st (1) to Atlanta for 2001 1st (5, RB LaDainian Tomlinson) and 3rd (67, CB Tay Cody), 2002 2nd (48, WR Reche Caldwell) and WR Tim Dwight  
 April 22 2001 4th (96) to New England for 2001 4th (112, LB Carlos Polk) and 5th (139, LB Zeke Moreno)

**2002**

- Aug. 31 TE Steve Heiden to Cleveland for 2003 7th  
 Sept. 1 WR Trevor Gaylor to Atlanta for 2004 7th (209, T Shane Olivea)  
 Oct. 12 G Kelvin Garmon from Dallas for 2003 7th (from Cleveland)

**2003**

- April 16 LB Junior Seau to Miami for 2004 5th (154, RB Michael Turner)  
 April 26 2003 1st (15) to Philadelphia for 2003 1st (30, CB Sammy Davis) and 2nd (62, S Terrence Kiel)

**2004**

March 15	CB Jamar Fletcher and 2005 6th (177, G Wes Sims) from Miami for WR David Boston
April 24	QB Philip Rivers, 2004 3rd (65, K Nate Kaeding), 2005 1st (12, LB Shawne Merriman) and 5th (144, traded to Tampa Bay) from New York Giants for QB Eli Manning
June 9	T Roman Oben from Tampa Bay for 2005 5th (144)
Oct. 19	WR Keenan McCardell from Tampa Bay for 2005 3rd (91) and 6th (203)

**2005**

Oct. 18	QB Cleo Lemon to Miami for 2006 6th (188, K Kurt Smith) and QB A.J. Feeley
Oct. 18	G Toniu Fonoti to Minnesota for 2006 7th (227, T Jimmy Martin)

**2006**

April 13	CB Sammy Davis to San Francisco for WR Rashaun Woods
April 30	2006 4th (113) to St. Louis for TE Brandon Manumaleuna
SEPT. 19	2007 6th (204) to Tennessee for QB Billy Volek

**2007**

April 28	2007 2nd (62), 3rd (93), 5th (167) and 2008 3rd to Chicago for 2007 2nd (37, S Eric Weddle)
Oct. 16	WR Chris Chambers from Miami for 2008 2nd (57)

**2008**

April 27	2008 5th (160) and 2009 2nd (47) to New England for 2008 3rd (69, FB Jacob Hester)
----------	--

**2009**

Aug. 31	2010 6th (197) to Houston for DT Travis Johnson
---------	---

**2010**

March 5	CB Antonio Cromartie to New York Jets for 2011 2nd (61, LB Jonas Mouton)
March 18	QB Charlie Whitehurst and 2010 2nd (60) to Seattle for 2010 2nd (40) and 2011 3rd (89, CB Shareece Wright)
April 22	2010 1st (28), 2nd (40) (from Seattle), 4th (126) and LB Tim Dobbins to Miami for 2010 1st (12, RB Ryan Mathews), 4th (110, S Darrell Stuckey) and 6th (173)
April 23	2010 3rd (91), 6th (173) (from Miami) and 2011 4th (115) to San Francisco for 2010 3rd (79, ILB Donald Butler)
April 24	2010 5th (159) and 2011 5th (149) to Philadelphia for 2010 5th (146, DT Cam Thomas)
Sept. 3	WR Patrick Crayton from Dallas for 2011 7th (220)

**2011**

No trades were made

**2012**

April 27	2012 3rd (78) and 6th (183) to Miami for 2012 3rd (73, S Brandon Taylor)
----------	--

**2013**

April 25	2013 2nd (45) and 4th (110) to Arizona for 2013 2nd (38, LB Manti Te'o)
Sept. 1	2015 Conditional 7th (TBD) to Dallas for DT Sean Lissemore

**2014**

May 9	2014 2nd (50, OLB Jeremiah Attaochu) from Miami for 2014 2nd (57) and 4th (125)
-------	---

**2015**

April 30	2015 1st (17) and 4th (117), and 2016 5th (142) to San Francisco for 2015 1st (15, RB Melvin Gordon)
Sept. 5	G-T Jeremiah Sirles to Minnesota for 2016 6th (198, FB Derek Watt)

**2016**

No trades were made

**2017**

July 26	QB Cardale Jones from Buffalo for 2018 Conditional 7th (234)
Oct. 25	2018 Conditional Pick (conditions not met) from Chicago for WR Dontrelle Inman

**2018**

No trades were made

**2019**

No trades were made

**2020**

March 18	G Trai Turner from Carolina for T Russell Okung
April 27	2020 1st (23, LB Kenneth Murray Jr.) from New England for 2020 2nd (37) and 3rd (71)

**2021**

Nov. 2	2021 6th (185, LB Nick Niemann) from Tennessee for DB Desmond King II
--------	---

**2022**

March 16	OLB Khalil Mack from Chicago for 2022 2nd (48) and 2023 6th (200)
April 30	2023 6th (200, DL Scott Matlock) from Chicago for 2022 7th (254) and 7th (255)

# CHARGERS *UNIFORM* HISTORY

COMMUNITY

FRONT OFFICE

VETERANS

DRAFT PICKS  
& FREE AGENTS

2022 IN  
REVIEW

UNIFORM  
HISTORY

GENERAL  
INFORMATION





1992



2000



2007



2009



2012



2013



2016



2019




# CURRENT UNIFORMS

2020-Present



Pants can be interchangeable with jerseys

# HEAD COACHES



**Sid Gillman**  
1960-69, '71  
Reg. 86-53-6 (.614)  
Post. 1-4-0 (.200)



**Charlie Waller**  
1969-1970  
Reg. 9-7-3 (.553)



**Harland Svare**  
1971-73  
Reg. 7-17-2 (.308)



**Ron Waller**  
1973  
Reg. 1-5-0 (.167)



**Tommy Prothro**  
1974-78  
Reg. 21-39-0 (.350)



**Don Coryell**  
1978-1986  
Reg. 69-56-0 (.552)  
Post. 3-4-0 (.429)



**Al Saunders**  
1986-88  
Reg. 17-22-0 (.436)



**Dan Henning**  
1989-1991  
Reg. 16-32-0 (.333)



**Bobby Ross**  
1992-96  
Reg. 47-33-0 (.588)  
Post. 3-3-0 (.500)



**Kevin Gilbride**  
1997-98  
Reg. 6-16-0 (.273)



**June Jones**  
1998  
Reg. 3-7-0 (.300)



**Mike Riley**  
1999-2001  
Reg. 14-34-0 (.292)



**Marty Schottenheimer**  
2002-06  
Reg. 47-33 (.588)  
Post. 0-2-0 (.000)



**Norv Turner**  
2007-12  
Reg. 56-40 (.583)  
Post. 3-3 (.500)



**Mike McCoy**  
2013-16  
Reg. 27-37 (.422)  
Post. 1-1 (.500)



**Anthony Lynn**  
2017-2020  
Reg. 33-31 (.516)  
Post. 1-1 (.500)



**Brandon Staley**  
2021-22  
Reg. 19-15 (.559)  
Post. 0-1 (.000)

# ASSISTANT COACHES

Adolph, Dave	1985, '95-96	Hamilton, Pep	2020	Polk, Carlos	2010-12
Alexander, DelVaughn	1999-2000	Hanifan, Jim	1979	Priefer, Chuck	1992-96
Ansley, Derrick	2021-current	Harris, Chris	2016-19	Ramsdell, John	2006-12
Arnsperger, Bill	1992-94, 2002	Harris, Will	2023-current	Read, Bruce	1999-2001
Arth, Tom	2022-current	Hastings, John	1997-2001	Redding, Dave	2002-06
Aukerman, Craig	2013-16	Henderson, Eric	2017-18	Redman, Rick	1972-73
Babich, Bob	2016	Henry, John "Jack"	1996, 2006-08	Rees, Tommy	2016
Baker, Brian	1996	Herring, Hal	1970	Reich, Frank	2013-15
Banker, Mark	1999-2001	Hiestand, Mike	2022-current	Reilly, Jack	1990-92
Barone, Clancy	2007-08	Hill, Renaldo	2021-22	Rhyme, Jerry	1988
Barry, Joe	2012-14	Hodgson, Pat	1978	Ridgley, Mark	2014-20
Bass, Tom	1964-67, '82-85	Holmes, Jerry	2002-03	Rivera, Ron	2007-10
Bauer, Hank	1983-86	Houck, Hudson	2002-04	Roberts, Alfredo	2017-20
Beatty, Chris	2021-current	Howard, Jeff	2023-current	Rodgers, Jay	2021-current
Beightol, Larry	1989	Hunter, Hal	2006-12	Ross, Kevin	2007-08
Beingson, Phil	1971	Hurd, Jeff	2007-12	Ryan, Seth	2018-20
Bisaccia, Rich	2011-12	Jackson, Bobby	1987-91	Sanford, Mike	1999-2001
Braden, Marv	1981-85	Johnson, Don	2009-15	Sarrett, Shaun	2021-current
Bradley, Bill	2007-08	Johnson, Mike	2000-01	Saunders, Al	1983-86
Bradley, Gus	2017-20	Johnston, Harry	1966-67	Scherer, Rip	2018-20
Brewster, Tim	2002-04	Johnston, Kent	2013-16	Schlotz, Matt	2002-06
Brown, Greg	1995-96	Joiner, Charlie	1987-91, 2008-12	Schneiker, Bob	1972-73
Bugel, Joe	1998-2001	Jones, June	1998	Schottenheimer, Brian	2002-05
Burns, Keith	2018-20	King, Bobby	2014-16	Serchia, Phil	2023-current
Cameron, Cam	2002-06	Koger, Kevin	2021-current	Sevier, Wayne	1979-80, '87-88, '98
Caminiti, Chris	2019-20	Lempa, Kevin	1997-99	Shamash, Dan	2017-21
Campan, James	2020	Levy, Dave	1980-88	Shaw, Willie	1994
Carmichael, Pete	2002-05	Lindsey, Dale	1992-96, 2002-03	Shelmon, Clarence	2002-11
Cavanaugh, Mike	1997-98	Lofton, James	2002-07	Sheppard, Mike	1997-98
Chaudhari, Mayur	2021	Lombardi, Joe	2021-22	Shewmaker, Isaac	2021-2022
Chryst, Geop	1999-2000	Lundy, Lamar	1971	Shively, Doug	1984
Chryst, Paul	1999-2001	Lyle, Rick	2013-16	Shula, Chris	2015-16
Chudzinski, Rob	2005-06, '09-10	Lynch, Addison	2018-20	Simon, Matt	2007
Clausen, Chuck	1991	Lynn, D'Anton	2017	Simpson, Jackie	1967-71, '74-80
Clegg, James	2017	Lynn, Ron	1986-91	Sirianni, Nick	2013-17
Cochran, Red	1970	Macdermott, Bill	1997-98	Slater, Birt	1981-83
Coley, Max	1977	Madden, Joe	1989	Smith, Frank	2021
Cottrell, Ted	2007-08	Madro, Joe	1960-71	Smith, Giff	2016-current
Coury, Dick	1975	Manusky, Greg	2002-06, '11	Smith, Jerry	1977-83
Croom, Sylvester	1992-96	Mauck, Carl	1992-95, 2005	Smith, Richard	2017-20
Crosby, Steve	2002-10	McClave, Andrew	2000-01	Spencer, Kevin	2013-15
Crow, John	1974-75	McDaniel, LeCharis	1990-91	Steichen, Shane	2014-20
Cunningham, Gunther	1985-90	McDonald, Tevin	2020	Stephens, Vernon	2007-12
D'Alessandris, Joe	2013-15	McGeoghan, Phil	2018-20	Stewart, Brian	2004-06
Davidson, Jeff	2016	McKittrick, Bobb	1974-78	Stewart, George	2017-20
Davis, Al	1960-62	McNulty, John	2016-17	Storer, Byron	2012-13
Day, Shane	2021-22	Meeks, Ron	2012	Sullivan, Jerry	1992-96
Dees, Andrew	2013-15	Metzelaars, Pete	2014-15	Sullivan, Mike	2009-12
DeGuglielmo, Dave	2016	Meyer, Pat	2017-19	Swinton II, Derius	2021
DeLeone, George	1997	Michael, Jason	2011-13	Taylor, Bones	1963
Diaz-Infante, Davida	2020	Milus, Ron	2013-20	Theder, Roger	1987
Dickenson, Craig	2000-01	Milus, Ryan	2019-20	Thomas, Johnny	1998-99
Dickson, George	1972-75	Miscigna, John	1992-96	Timu, John	2021-current
Dishman, Cris	2009-12	Moore, Kellen	2023-current	Tollner, Ted	1989-91
Dixon, Tyrone	1997	Mora, (Jr.) Jim	1986-91	Turner, Norv	2001
Donatell, Tom	2021-current	Mudd, Howard	1974-76	Tyne, Phil	1978-88
Dunn, John	1990-96	Murphy, Dennis	1994-96	Vechiarella, Jim	1997-2001
Durden, Earnel	1974-86	Muschamp, Robert	2023-current	Wagstaff, Jim	1981-85
Fairchild, Steve	2012	Nicolau, Nick	1997-98	Walsh, Bill	1976
Falks, Frank	1994-96	Nolan, Mike	2015	Wampfler, Jerry	1988
Faulkner, Jack	1961-62	Noil, Chuck	1960-65	Weaver, Larrye	1977-82
Feldman, Rudy	1974-77	Novak, Frank	1997-98	Weber, Chuck	1968-69, '82-85
Ficken, Ryan	2022-current	Nugent, Brendan	2022-current	Whisenhunt, Ken	2013, '16-2019
Foster, Derrick	2021-current	Nunnely, Wayne	1997-2008	White, Ed	1986-87, '89-91
Fox, John	1992-93	Nussmeier, Doug	2023-current	White, Pat	2022-current
Friedgen, Ralph	1992-96	O'Leary, George	1992-93	Whitmer, Chandler	2021-current
Gera, Steve	2010-12	Pagano, John	2002-16	Wilhoite, Michael	2021-22
Gibbs, Alex	1990-91	Painter, Dwain	1994-96	Wilks, Steven	2009-11
Gibbs, Joe	1979-80	Pardee, Jack	1981	Williams, Greg	2009-15
Glover, La'Roi	2019-20	Pascale, Joe	1997-2002	Williams, Marquice	2016-19
Gould, Chris	2022-current	Pasquale, Larry	1990-91	Wilson, Ollie	1997-2001, '08-16
Graves, Fred	2013-15	Perkins, Ray	1978	Wood, Willie	1972-74
Gregg, Forrest	1972-73	Perry, Rod	1997-2001	Wuehrmann, John	2003-06
Grimm, Chad	2013-14	Phillips, Bum	1967-71	Yowarsky, Walt	1972-73
Hackett, Walt	1962-66	Phillips, Jim	1968-71	Zampese, Ernie	1976, '79-86
Haluchak, Mike	1986-91	Phillips, Wade	2004-06		

# ALL-TIME ALPHABETICAL ROSTER

## A

Player	Pos.	Years	Nos.	College
Abbott, Vince	K	1987-88	10	Cal State Fullerton
Aboushi, Oday	G	2021	76	Virginia
Ackerman, Richard	DE	1982-84	91	Memphis State
Adams, Curtis	RB	1985-88	42	Central Michigan
Addae, Jahlhel	S	2013-18, '20	37, 36	Central Michigan
Adderley, Nasir	S	2019-22	32, 24	Delaware
Agajanian, Ben	K	1960, '64	3	New Mexico
Aiu, Charles	G	1976-78	64	Hawaii
Ajrotutu, Seyi	WR	2010, '12-14	89, 13, 16	Fresno State
Akin, Harold	T	1967-68	71	Oklahoma State
Albright, Ethan	LS	2010	64	North Carolina
Aldridge, Lionel	DE	1972-73	87	Utah State
Ale, Arnold	LB	1996	57	UCLA
Alexander, Danario	WR	2012	84	Missouri
Alexander, Stephen	TE	2002-03	81, 80	Oklahoma
Allen, Anthony	WR	1989	89	Washington
Allen, Chuck	LB	1961-69	50	Washington
Allen, Jeff	CB	1982	27	UC Davis
Allen, Keenan	WR	2013-22	13	California
Allert, Ty	ILB	1986-87	56	Texas
Allison, Jim	RB	1965-68	32	San Diego State
Allworth, Lance	FL	1962-70	24, 19	Arkansas
Anderson, Anthony	S	1987	24	Grambling
Anderson, Gary	RB	1985-88	40	Arkansas
Anderson, Ralph	TE	1960	82	Los Angeles State
Anderson, Rickey	RB	1978	43	South Carolina State
Anderson, Stephen	TE	2019-21	82	California
Andrews, Billy	LB	1975	51	Southeastern Louisiana
Andrews, John	TE	1972	81	Indiana
Anno, Sam	LB	1992-93	52	Southern California
Anthony, Charles	LB	1974	59	Southern California
Appleton, Scott	DT	1967-68	70	Texas
Applewhite, Antwan	LB	2008-10	90	San Diego State
Archer, David	QB	1989	15	Iowa State
Atkins, Dave	RB	1975	26	UTEP
Attachu, Jeremiah	OLB	2014-17, '22	97, 45	Georgia Tech
Audick, Dan	T	1978-80	60	Hawaii

## B

Player	Pos.	Years	Nos.	College
Babich, Bob	LB	1970-72	60	Miami (Ohio)
Baccaglio, Martin	DE	1968	84	San Jose State College
Bacon, Coy	DE	1973-75	79	Jackson State
Badgley, Michael	K	2018-20	4	Miami
Bahr, Chris	K	1989	3	Penn State
Bailey, Zack	T	2022	78	South Carolina
Baker, John	LB	1967	84	Mississippi State
Baker, Melvin	WR	1975	81	Texas Southern
Baker, Tony	RB	1975	35	Iowa State
Baldwin, Keith	DE	1987-88	96	Texas A&M
Ball, Dave	DE	2004-05	96	UCLA
Ball, Jason	C	2002-04	60	New Hampshire
Ballage, Kalen	RB	2020	31	Arizona State
Bandy, Michael	WR	2021-22	83	San Diego
Banks, Chip	OLB	1987	56	Southern California
Banks, Eric	OLB	2021	90	Texas San-Antonio
Banks, Gary	WR	2010	16	Troy
Bansavage, Al	LB	1960	57	Southern California
Barksdale, Joe	T	2015-18	72	Louisiana State
Barnes, Ernie	G	1961-62	61	North Carolina College
Barnes, Johnnie	WR	1992-94	19, 85	Hampton (Va.)
Barnes, Antwan	OLB	2010-12	98	Florida International
Barnes, Lawrence	RB	1977-78	35	Tennessee State
Barnes, Pete	LB	1969-72	59	Southern (La.)
Barrie, Sebastian	DT	1995	90	Liberty
Barry, Al	G	1960	69	Southern California
Bassey, Essang	CB	2021	39	Wake Forest
Batteaux, Patrick	WR	2001	86	TCU
Battle, Jackie	RB	2012	44	Houston
Battle, Tra	S	2008	36	Georgia
Bauer, Hank	RB	1977-82	37	Cal Lutheran
Baxter, Colin	C	2011-12	64	Arizona
Bayless, Martin	S	1987-91	44	Bowling Green State
Baylor, Raymond	DE	1974	75	Texas Southern
Beauchamp, Joe	CB	1966-75	40	Iowa State
Beaudoin, Doug	S	1981	45	Minnesota
Beckett, Rogers	S	2000-02	42	Marshall
Beckwith, Darry	LB	2010	46	Louisiana State
Becton, Nick	T	2013	67	Virginia Tech
Beirne, Jim	WR	1973-74	85	Purdue
Bell, Eddie	WR	1976	7	Idaho State
Bell, Ricky	RB	1982	42	Southern California
Bello, B.J.	LB	2020	58	Illinois State
Belotti, George	G	1961	57	Southern California
Benross, Jesse	WR	1984-85	86	Alabama
Benirschke, Rolf	K	1977-86	6	UC Davis
Benjamin, Travis	WR	2016-19	12	Miami

Player	Pos.	Years	Nos.	College
Bennett, Darren	P	1995-2003	2	—
Bennett, Fred	CB	2010	29	South Carolina
Bennett, Michael	RB	2009	29	Wisconsin
Bennett, Monte	DE	1987	69	Kansas State
Bennett, Roy	CB	1988-89	23	Jackson State
Benson, Mitchell	DT	1991	95	TCU
Benson, Thomas	ILB	1986-87	57	Oklahoma
Bernstine, Rod	RB/TE	1987-92	82	Texas A&M
Berry, Ed	CB	1987	38	Utah State
Berry, Reggie	S	1972-74	45	Long Beach State
Berti, Tony	T	1995-97	61, 75	Colorado
Bertoletto, Taylor	K	2022	12	Texas A&M
Bethune, Bob	S	1962	43	Mississippi State
Biemiemy, Eric	RB	1991-94	32	Colorado
Bigby, Atari	S	2012	26	Central Florida
Bilal, Asmar	LB	2020	57	Notre Dame
Billingsley, Ron	DT	1967-70	86	Wyoming
Bingham, Craig	OLB	1985	59	Syracuse
Bingham, Ryan	DT	2005-08	97	Nebraska
Binn, David	LS	1994-2010	50	California
Bird, Brent	LB	2011-13	97	Texas Tech
Bird, Steve	WR	1984	81	Eastern Kentucky
Blair, George	K	1961-64	39	Mississippi
Blaylock, Tony	CB	1991-92	37	Winston-Salem State
Boatwright, Bon	DT	1974	73	Oklahoma State
Bobo, Hubert	LB	1960	57	Ohio State
Bogle, Phil	G	2003	64	New Haven
Bonner, Glen	RB	1974-75	21	Washington
Boone, Alfonso	DE	2009-10	70	Mt. San Antonio
Bordelon, Ben	T	1997	69	Louisiana State
Bosa, Joey	DE/OLB	2016-22	99, 97	Ohio State
Brost, David	WR	2003	89	Ohio State
Boston, Tre	S	2017	33	North Carolina
Botchan, Ron	LB	1960	54	Occidental
Bouie, Kevin	RB	1996	33	Mississippi State
Boyko, Brett	G	2017	67	UNLV
Bradford, Paul	CB	1997	25	Portland State
Bradley, Carlos	LB	1981-85	50	Wake Forest
Bradley, Chuck	TE	1975-77	88	Oregon
Bradley, Freddie	RB	1996	35	Sonoma State (Calif.)
Bradwell, Darius	RB	2020-21	34	Tulane
Brady, Jeff	LB	1993	95	Kentucky
Brandon, David	OLB	1987-89, '95	58, 51	Memphis
Brandt, David	C	2004	65	Michigan
Brannon III, John	CB	2020	38	Western Carolina
Braxton, Hezekiah	FB	1962	35	Virginia Union
Brazley, Carl	DB	1987	48	Western Kentucky
Breaux, Don	QB	1965	15	McNeese State (La.)
Breedlove, Kevin	G	2003	67	Georgia
Brees, Drew	QB	2001-05	9	Purdue
Brennan, Brian	WR	1992	13	Boston College
Brew, Dorian	CB	1997	22	Kansas
Briggs, Bob	DE/DT	1968-70	68	Heidelberg
Briz, Darrick	G	1988	73	Oregon State
Brinkley, Curtis	RB	2010-12	44, 36	Syracuse
Brown, Dana	RB	1989	33	Nebraska
Briscoe, Marlin	WR	1975	86	Omaha
Brittenum, Jon	QB	1968	15	Arkansas
Brock, Lou	CB	1987	38	Southern California
Brock, Stan	T	1993-95	67	Colorado
Brooks, Billy	WR	1981	82	Oklahoma
Brooks, James	RB	1981-83	21	Auburn
Brooks, Michael	FS	1989-90	32	North Carolina State
Broughton, Cortez	DT	2019-20	91	Cincinnati
Brown, Andrew	DL	2021	90	Virginia
Brown, Bob	DT	1974	78	Arkansas AM&N
Brown, Booker	T	1975, '77	65	Southern California
Brown, Don	T	1983	61	Santa Clara
Brown, Donald	CB	1986	32	Maryland
Brown, Donald	RB	2014-15	34	Connecticut
Brown, Everett	OLB	2011	91	Florida State
Brown, Fakhir	CB	1999-2000	24	Grambling
Brown, Gary	RB	1997	33	Penn State
Brown, Jatavis	LB	2016-19	57	Akron
Brown, Kris	K	2010	3	Nebraska
Brown, Richard	LB	1990	90	San Diego State
Brown, Ronnie	RB	2012-14	30, 23	Auburn
Brown, Vincent	WR	2011, '13, '15	86	San Diego State
Brown, Wilbert	G	1999	60	Houston
Browner, Keith	OLB	1988	57	Southern California
Brueckman, Charlie	LB	1960	53	Pittsburgh
Bruggers, Bob	LB	1968-71	56	Minnesota
Buchanan, Willie	CB	1979-82	28	San Diego State
Buford, Maury	P	1982-84	7	Texas Tech
Bulaga, Bryan	T	2020-21	75	Iowa
Buncom, Frank	LB	1962-67	55	Southern California
Burgess, James	LB	1997-98	52	Miami
Burke, John	TE	1998	83	Virginia Tech

COMMUNITY

FRONT OFFICE

VETERANS

DRAFT PICKS & FREE AGENTS

2022 IN REVIEW

ALL-TIME CHARGERS

GENERAL INFORMATION

Player	Pos.	Years	Nos.	College
Burnett, Kevin	LB	2009-10	99	Tennessee
Burns, Leon	RB	1971	38	Long Beach State
Burse, Isaiah	WR/KR	2016	89	Fresno State
Burton, Larry	WR	1978-79	87	Purdue
Burwell, Tyreek	T	2015-16	78	Cincinnati
Bush, Lewis	LB	1993-99	58	Washington State
Busick, Steve	LB	1987	55	Southern California
Butler, Crezdon	CB	2013	20	Clemson
Butler, Donald	ILB	2011-15	56	Washington
Butler, Jeremy	WR	2016	88	UT Martin
Butler, Robb	S	2004	45	Robert Morris
Butts, Marion	RB	1989-93	35	Florida State
Byers, Scott	S	1984	30	Long Beach State
Bynum, Kenny	RB	1997-2000	43	South Carolina State
Byrd, Gill	CB	1983-92	22	San Jose State
Byrne, Jake	TE	2013	81	Wisconsin

## C

Player	Pos.	Years	Nos.	College
Caffey, Lee Roy	LB	1972	50	Texas A&M
Caldwell, Reche	WR	2002-05	82	Florida
Callahan, Bryce	CB	2022	23	Rice
Camariello, Greg	WR	2006	82	Stanford
Campbell, Jim	LB	1969	53	West Texas State
Campbell, Joe	OLB	1988-89	95	New Mexico State
Campbell, Tevaughn	CB	2020-21	37, 20	Regina (Canada)
Cappelletti, John	RB	1980-83	25	Penn State
Caravello, Joe	HB	1989-90	46	Tulane
Carney, John	K	1990-2000	3	Notre Dame
Carolan, Reggie	TE	1962-63	89	Idaho
Carpenter, Ron	LB	1964-65	89	Texas A&M
Carr, Chris	CB/KR	2012	22	Boise State
Carr, Levert	T	1969	71	North Central (Ill.)
Carr, Roger	WR	1983	81	Louisiana Tech
Carrethers, Ryan	NT	2014-16	92, 90	Arkansas State
Carrethers, Darren	S	1991-94	29	Northern Arizona
Carson, Kern	HB	1965	26	San Diego State
Carson, Leonardo	DT	2000-03	96	Auburn
Carswell, Robert	S	2001-02	30	Clemson
Carter, DeAndre	WR	2022	1	Sacramento State
Carter, Mike	WR	1972	83	Sacramento State
Carter, Tyrone	S	2010	31	Minnesota
Carter, Virgil	QB	1975	7	Brigham Young
Cason, Antoine	CB	2008-12	20	Arizona
Castille, Simon	CB	2009	26	Alabama
Castillo, Luis	DE	2005-11	93	Northwestern
Castle, Eric	FS	1993-96	44	Oregon
Cattouse, Sean	S	2012	40	California
Cesaire, Jacques	DE	2003-11	74	Southern Conn. State
Chambers, Chris	WR	2007-09	89	Wisconsin
Chancy, Robert	RB	1997, 2000	32	—
Chandler, Scott	TE	2007	87	Iowa
Chandler, Wes	WR	1981-87	89	Florida
Charles, Mike	NT	1987-89	71	Syracuse
Chatman, Jesse	RB	2002-04	24	Eastern Washington
Chickillo, Tony	NT	1984-85	91	Miami
Chorovich, Dick	DT	1960	71	Miami (Ohio)
Christiansen, Cole	LB	2020-21	50	Amity
Christie, Steve	K	2001-03	8	William & Mary
Claiborne, Robert	WR	1992	84	San Diego State
Clapham, Sam	T	1981-87	77	Oklahoma
Clapp, Will	C/G	2022	76	Louisiana State
Clark, Corey	T	2009	75	Texas A&M
Clark, Greg	LB	1991	59	Arizona State
Clark, Howard	TE	1960-61	87	Tennessee-Chattanooga
Clark, Wayne	QB	1970-73	13	U.S. International (Calif.)
Clark, Willie	CB	1994-96, '98	31	Notre Dame
Clary, Jeromey	T	2007-13	66	Kansas State
Clatterback, Bobby	QB	1960	19	Houston
Clay, John	T	1988	77	Missouri
Clayton, Carey	C	2001	66	UTEP
Clemens, Kellen	QB	2014-17	10	Oregon
Cleveland, Asante	TE	2016	45	Miami
Cline, Doug	LB	1966	58	Clemson
Coan, Bert	HB	1962	26	Kansas
Cocozzo, Joe	G	1993-97	68	Michigan
Cody, Tay	CB	2001-03	27	Florida State
Colbert, Lewis	P	1989	5	Auburn
Colbert, Danny	CB	1974-76	46	Tulsa
Cole, Fred	G	1960	66	Maryland
Coleman, Andre	DE	2009	78	Albany
Coleman, Andre	WR/KR	1994-96	83	Kansas State
Coleman, Ben	T	2000	62	Wake Forest
Coleman, Leonard	S	1988-89	31	Vanderbilt
Coleman, Marco	DE	1996-90	62	Georgia Tech
Collins, Jim	ILB	1989	55	Syracuse
Conner, Kavell	ILB	2014-15	53	Clemson
Conway, Curtis	WR	2000-02	80	Southern California
Cook, Jared	TE	2021	87	South Carolina
Coons, Travis	K	2017	5	Washington
Cooper, Stephen	LB	2003-11	54	Maine
Cordill, Ollie	WR	1967	44	Memphis

Player	Pos.	Years	Nos.	College
Corley, Anthony	RB	1985	31	Nevada
Cornish, Frank	C	1990-91	63	UCLA
Costa, Dave	DT	1972-73	64	Utah
Cotton, Craig	TE	1975	88	Youngstown State
Cox, Arthur	TE	1988-91	88	Texas Southern
Cox, Derek	CB	2013	22	William & Mary
Covington, Christian	DL	2021-22	95	Rice
Craver, Aaron	RB	1997	34	Fresno State
Crayton, Patrick	WR	2010-11	12	NW Oklahoma St.
Crews, Terry	LB	1993	51	Western Michigan
Crittenden, Ray	WR	1997	84	Virginia Tech
Cromatie, Antonio	CB	2006-09	25, 31	Florida State
Croudip, David	CB	1985	28	San Diego State
Culkin, Sean	TE	2017-19	80	Missouri
Culver, Rodney	RB	1994-95	35, 22	Notre Dame
Cumberland, Jeff	TE	2017	87	Illinois
Cummings, Joe	LB	1996	51	Wyoming
Curran, Pat	TE	1975-78	82	Lakeland
Curry, Markus	CB	2006	36	Michigan

## D

Player	Pos.	Years	Nos.	College
Dale, Jeff	S	1985-86, '88	37	Louisiana State
Dallafor, Ken	G	1985-88	61	Minnesota
Daniel, Chase	QB	2021-22	4	Missouri
Daniels, Matt	S	2015	30	Duke
Darden, Tony	CB	2000	27	Texas Tech
Davis, Brian	CB	1993	31	Nebraska
Davis, Bruce	WR	1987	83	Baylor
Davis, Buster	WR	2007-10	84	Louisiana State
Davis, Chris	CB	2014	20	Auburn
Davis, Gernemy	WR	2016-19	81, 11	Connecticut
Davis, Greg	K	1997	7	The Citadel
Davis, Harrison	WR	1974	87	Virginia
Davis, Isaac	G	1994-97	73, 77	Arkansas
Davis, Michael	CB	2017-22	43	Brigham Young
Davis, Mike	SS	1987	36	Colorado
Davis, Reggie	TE	1999-2000	84	Washington
Davis, Reuben	DT	1994-96	93	North Carolina
Davis, Sammy	CB	2003-05	22	Texas A&M
Davis Sr., Thomas	LB	2019	58	Georgia
Davis, Wayne	CB	1985-86	20	Indiana State
Davis, Wendell	TE	1998	81	Temple
Davidson, Tyeler	DL	2022	90	Fresno State
Day, Tom	DE	1967	88	A&T College of North Carolina
Dean, Fred	DE	1975-81	71	Louisiana Tech
Degen, Dick	LB	1965-66	51	Long Beach State
DeJurnett, Charles	DT	1976-80	73	San Jose State
DeLine, Steve	K	1988	6	Colorado State
DeLong, Steve	DE/DT	1965-71	56, 82	Tennessee
DeLuca, Ben	DB	2021	46	Charlotte
DeLuca, Sam	G/T	1960-61, '63	72, 60	South Carolina
Demaree, Chris	DE	2002	93	Kentucky
Dennis, Al	G	1973	61	Grambling
Dennis, Mike	CB	1984	45	Wyoming
Denton, Tim	CB	2000	22	Sam Houston State
Desir, Pierre	CB	2016	40	Lindenwood
Detweiler, Chuck	S	1970-72	35	Utah State
Diaz-Infante, David	G	1987	63	San Jose State
Dicker, Cameron	K	2022	15	Texas
Dicus, Chuck	WR	1971-72	28	Arkansas
Dielman, Kris	G	2003-11	68	Indiana
Diggs, Na'il	LB	2011	58	Ohio State
DiGiacomo, Curt	G	1986	75	Arizona
Dimry, Charles	CB	1998-99	27	UNLV
Dingle, Adrian	DE	1998-2004	90	Clemson
Dixon, Gerald	LB	1998-2001	51	South Carolina
Dobbins, Tim	LB	2006-09	51	Iowa State
Dodge, Dedrick	S	1998	33	Florida State
Doerger, Jerry	T	1985	65	Wisconsin
Dombrowski, Brandyn	G/T	2009-11	62	San Diego State
Domres, Marty	QB	1969-71	14	Columbia
Donnell, Ben	DE	1960	50	Vanderbilt
Dorsey, Larry	WR	1976-77	87	Tennessee State
Douglas, Jay	T	1973-74	52	Memphis
Douglass, Bobby	QB	1975	10	Kansas
Douglass, Mike	OLB	1986	53	San Diego State
Dove, Jerome	CB	1977-80	48	Colorado State
Downing, Eric	DT	2004	93	Syracuse
Dragon, Oscar	RB	1972	34	Arizona State
Draughn, Shaun	RB	2014	28	North Carolina
Duckworth, Bob	WR	1982-84	82	Arkansas
Ducre, Greg	CB	2015	33	Washington
Dumas, Mike	S	1997-2000	20, 38	Indiana
Duncan, Frank	S	1979-81	47	San Francisco State
Duncan, Leslie "Speedy"	CB	1964-70	45	Jackson State
Dunlap, King	T	2013-16	77	Auburn
Dunlap, Leonard	CB	1972-74	39	North Texas State
Duren, Clarence	S	1977	21	California
Dwight, Tim	WR	2001-04	85, 87	Iowa
Dyal, Mike	TE	1993	82	Texas A&I
Dyer, Ken	WR	1968	49	Arizona State



Player	Pos.	Years	Nos.	College
Dykes, Donald	CB	1982	26	Southeastern Louisiana
Dzubnar, Nick	LB	2015-19	48	Cal Poly

## E

Player	Pos.	Years	Nos.	College
Early, Quinn	WR	1988-90	87	Iowa
East, Ron	DT	1971-73	77	Montana State
Eber, Rick	WR	1969-70	49	Tulsa
Edwards, Cid	RB	1972-74	37	Tennessee A&I State
Edwards, Donnie	LB	2002-06	59	UCLA
Edwards, Glen	FS	1978-81	27	Florida A&M
Edwards, Vernon	DE	1996	95	Southern Methodist
Egbule, Emeke	OLB	2019-21	51	Houston
Egloff, Ron	TE	1984	84	Wisconsin
Ehin, Chuck	DE/NT	1983-87	78	Brigham Young
Ekelor, Austin	RB	2017-22	30	Western State Colorado
Elko, Donnie	CB	1990-91	28	Memphis State
Elor, Bill	NT	1983-84	90, 68	Louisiana State
Ellerbee, Emmanuel	LB	2018	56	Rice
Ellis, Allan	CB	1981	48	UCLA
Ellis, Ed	T	2001-03	69	Buffalo
Ellison, Kevin	SS	2009	25	Southern California
Elison, Omar	WR	1995-96	84	Florida State
Emanuel, Kyle	OLB	2015-18	51	North Dakota State
Engel, Greg	C	2009-97	60	Illinois
English, Larry	OLB	2009-13	62, 51	Northern Illinois
Enis, Hunter	QB	1961	17	TCU
Erickson, Bernard	LB	1967-68	62	Abilene Christian
Erlanson, Tom	LB	1968	58	Washington State
Estes, Don	G	1966	68	Louisiana State
Evans, Larry	LB	1983	56	Mississippi
Everett, Gerald	TE	2022	7	South Alabama
Everett, Jim	QB	1997	11	Purdue

## F

Player	Pos.	Years	Nos.	College
Fackrell, Kyler	OLB	2021	52	Utah State
Facyson, Brandon	CB	2018-20	36, 28	Virginia Tech
Faison, Earl	DE	1961-66	86	Indiana
Farley, Dick	S	1968-69	36	Boston University
Farr, Miller	CB	1965-66	20	Wichita State
Farris, John	G	1965-66	62	San Diego State
Farrow, Kenneth	RB	2016	27	Houston
Faucette, Chuck	ILB	1987-88	57	Maryland
Faulkner, Chris	TE	1985	84	Florida
Fazande, Jermaine	RB	1999-2000	35	Oklahoma
Feasel, Greg	T	1987	67	Abilene Christian
Feeny, Dan	C/G	2017-20	66	Indiana
Fehoko, Breiden	DL	2020-22	96	Louisiana State
Feller, Mark	G	2021-22	71	Bloomsburg (Pa.)
Fellows, Matt	OLB	1985-86	52	Montana State
Fenner, Lane	WR	1968	42	Florida State
Ferguson, Gene	T	1969-70	75	Norfolk State
Ferguson, Howie	FB	1960	37	—
Ferguson, Keith	DE	1981-85	76	Ohio State
Ferguson, Kevin	TE	1987	87	Virginia
Ferrante, Orlando	G	1960-61	68	Southern California
Fetherston, Jim	LB	1968-69	61	California
Ffrench, Maurice	WR	2021	80	Pittsburgh
Fields, Carlos	LB	2016	59	Winston-Salem State
Fields, Floyd	S	1991-93	26	Arizona State
Figaro, Cedric	ILB	1988-90	51	Notre Dame
Fimeran, Gary	DT	1960	76	Southern California
Fisk, Jason	DT	2002-04	92	Stanford
Fitzkee, Scott	WR	1981-82	81	Penn State
FitzPatrick, James	G/T	1986-89	70	Southern California
Flanagan, Ed	C	1975-76	54	Purdue
Fletcher, Chris	S	1970-76	44	Temple
Fletcher, Jamar	CB	2004-05	25	Wisconsin
Fletcher, Terrell	RB	1995-2002	41	Wisconsin
Flick, Tom	QB	1986	12	Washington
Florence, Drayton	CB	2003-07	29	Tuskegee
Flowers, Brandon	CB	2014-16	26, 24	Virginia Tech
Flowers, Charlie	RB	1960-61	41	Mississippi
Floyd, Eric	G/T	1990-91	61	Auburn
Floyd, John	WR	1979-80	86	Northeast Louisiana
Floyd, Malcolm	WR	2004, '06-15	13, 80	Wyoming
Floyd, Victor	RB	1989	27	Florida State
Fluker, D.J.	T	2013-16	76	Alabama
Flutie, Darren	WR	1988	89	Boston College
Flutie, Doug	QB	2001-04	7	Boston College
Foley, Steve	LB	2004-05	5	Northeast Louisiana
Fonoti, Toniui	G	2002, '04-05	71, 77	Nebraska
Fontenot, Al	DE	1999-2001	95	Baylor
Ford, Fred	RB	1960	20	Cal Poly-Pomona
Forsberg, Fred	LB	1974	56	Washington
Fortin, Roman	C	1998-2000	67	San Diego State
Fortune, Hosea	WR	1983	84	Rice
Foster, Gene	RB	1965-70	37	Arizona State
Fouts, Dan	QB	1973-87	14	Oregon
Fox, Morgan	DL	2022	56	Colorado State-Pueblo
Fox, Tim	S	1982-84	48	Ohio State

Player	Pos.	Years	Nos.	College
Fox, Vernon	SS	2002-03	36	Fresno State
Frank, Donald	CB	1990-93	27	Winston-Salem State
Franklin, Aubrayo	DT	2012	90	Tennessee
Franklin, Orlando	G	2015-16	74	Miami
Frazier, Wayne	C	1962	51	Auburn
Frazier, Willie	TE	1966-70	83	Arkansas AM&N
Freeny, Dwight	OLB	2013-14	93	Syracuse
Freitas, Jesse	QB	1974-75	17	San Diego State
Friesz, John	QB	1990-91, '93	17	Idaho
Fritsch, Toni	K	1976	15	—
Fuller, James	S	1992-93	40	Portland State
Fuller, Joe	CB	1990	29	Northern Iowa
Fuller, Mike	S	1975-80	42	Auburn
Fuller, William	DE	1997-98	95	North Carolina

## G

Player	Pos.	Years	Nos.	College
Gachkar, Andrew	LB	2011-14	59	Missouri
Gaffney, Jeff	K	1987	4	Virginia
Gagliano, Bob	QB	1991-92	16	Utah State
Gaiter, Tony	WR/KR	1998	85	Miami
Gaither, Jared	T	2011-12	78	Maryland
Gamble, Darryl	LB	2011	53	Georgia
Gambol, Chris	T	1988	74	Iowa
Gannon, Chris	TE	1989	84	Southwestern Louisiana
Garay, Antonio	DT	2009-12	71	Boston College
Gardner, Carwell	FB	1997	35	Louisville
Garmon, Kelvin	G	2002-03	63	Baylor
Garner, Bob	CB	1960	35	Fresno State
Garrett, Scott	NT	1985	92	Washington
Garrett, Mike	RB	1970-73	25, 20	Southern California
Garrison, Gary	WR	1966-76	27	San Diego State
Gates, Antonio	TE	2003-18	85	Kent State
Gascon, Greg	CB	2012	31	Arkansas
Gay, Blenda	DE	1974	61	Fayetteville State
Gayle, Shaun	SS	1995	23	Ohio State
Gaylor, Trevor	WR	2000-01	82	Miami (Ohio)
Gaziano, Joe	DL	2020-22	92	Northwestern
Gbaja-Biamila, Akbar	LB	2006	94	San Diego State
Geathers, Kwame	DT	2013	95	Georgia
Gerela, Roy	K	1979	9	New Mexico State
Gersbach, Carl	LB	1973-74	54	West Chester State
Gibson, Claude	CB	1961-62	25	North Carolina State
Gibson, Dennis	LB	1994-95	57	Iowa State
Gilbert, Gale	QB	1994-95	13	California
Gilchrist, Marcus	DB	2011-14	38	Clemson
Gillett, Fred	HB	1962	33	Los Angeles State
Gillette, William	WR	1970-71	84	Richmond
Gilman, Dondre	WR	2002-03	86, 10	Millersville (Pa.)
Gilman, Alohi	S	2020-22	32	Notre Dame
Gissingner, Andrew	T	1982-84	75	Syracuse
Glenn, Vencie	FS	1986-90	25	Indiana State
Glick, Gary	S	1963	43	Colorado State
Gob, Art	LB	1960	89	Pittsburgh
Godfrey, Randall	LB	2004-06	58	Georgia
Goebes, Leo	T	1990-92	67	Hawaii
Goebel, Joe	C	1987	68	UCLA
Goff, Mike	G	2004-08	79	Iowa
Goff, Willard	DT	1987	76	Illinois
Gofurth, Derrel	G	1983-84	69	Oklahoma State
Gogan, Kevin	G	2000	66	Washington
Good, Tom	LB	1966	54	Marshall
Goode, Don	LB	1974-79	50	Kansas
Goodman, Richard	WR	2010-12	15	Florida State
Goodspeed, Joey	FB	2002	45	Notre Dame
Gordon, Cletis	CB	2006-08	24	Jackson State
Gordon, Darren	CB	1993-94, '96	21	Stanford
Gordon, Dick	WR	1974	88	Michigan State
Gordon, Dwayne	LB	1995-96	52	New Hampshire
Gordon, Ira	T	1970-75	69	Kansas State
Gordon III, Melvin	RB	2015-19	28, 25	Wisconsin
Gouveia, Kurt	LB	1996-98	54	Brigham Young
Graham, DeMingo	G	1999-2001	71	Hofstra
Graham, Jeff	WR	1999-2001	81	Ohio State
Graham, Kenny	S	1964-69	33	Washington State
Graham, Tom	LB	1975-77	58	Oregon
Grannell, Dave	TE	1974	82	Arizona State
Grant, Wes	DE	1971	86	UCLA
Grayson, David	LB	1991	58	Fresno State
Green, Ladarius	TE	2012-15	89	Louisiana-Lafayette
Green, Mike	LB	1983-85	58	Oklahoma State
Green, Tyrone	G	2009-12	69	Auburn
Green, Virgil	TE	2018-20	88	Nevada
Greene, Ken	S	1983-84	28	Washington State
Gregor, Bob	S	1981-84	43	Washington State
Gregory, Steve	DB	2006-11	28	Syracuse
Grennan, Keith	DE	2008	96	Eastern Washington
Griffin, Jim	DT	1966-67	77	Grambling
Griggs, David	OLB	1994	92	Virginia
Gross, George	DT	1963-67	79	Auburn
Grossman, Burt	DE	1989-93	92	Pittsburgh

Player	Pos.	Years	Nos.	College
Groy, Ryan	C/G	2019-20	72	Wisconsin
Gruneisen, Sam	C/G	1962-72	65	Villanova
Guendling, Mike	OLB	1985	53	Northwestern
Guthrie, Keith	NT	1984	73	Texas A&M
Guy, Lawrence	DE	2013-14	71	Arizona State
Guyton, Gary	LB	2012	53	Georgia Tech
Guyton, Jalen	WR	2019-22	15	North Texas

H

Player	Pos.	Years	Nos.	College
Hadi, John	QB	1962-72	21	Kansas
Hadnot, Rex	G	2012	67	Houston
Hagood, Rickey	NT	1984	72	South Carolina
Hairston, Chris	G/T	2015-17	75	Clemson
Hall, Courtney	C/G	1989-96	53	Rice
Hall, Deltton	S	1992	36	Clemson
Hall, Kemon	CB	2021-22	37	North Texas
Hallen, Bob	G	2002-05	62	Kent State
Hamilton, Michael	LB	1997-99	53	North Carolina A&T
Hall, Norman	DT	1997-99	96	Mississippi
Hand, Omari	DE	2003	91	Tennessee
Harbaugh, Jim	QB	1999-2000	4	Michigan
Hardaway, Milton	T	1978	77	Oklahoma State
Harden, Cedric	DE	1999	92	Florida A&M
Hardison, Dee	DE	1986-87	92	North Carolina
Hardwick, Nick	C	2004-14	61	Purdue
Hardy, Kevin	DT	1971-72	80	Notre Dame
Harmon, Ronnie	RB	1990-95	33	Iowa
Harper, Dwayne	CB	1994-98	28	South Carolina State
Harrington, LaRue	RB	1980	34	Norfolk State
Harris, Davontae	CB	2021	28	Illinois State
Harris, Derrick	FB	2001	40	Miami
Harris, Dick	CB	1960-65	36	McNeese State (La.)
Harris, James	QB	1977-79	12	Grambling
Harris, Josh	LS	2022	47	Auburn
Harris, Marques	LB	2005-09	92, 58	Southern Utah
Harris, Mike	T	2012-13	79	UCLA
Harris, Nigel	LB	2017	58	South Florida
Harris, Tommie	DE	2011	90	Oklahoma
Harris, Walter	S	1987	46	Stanford
Harris Jr., Chris	CB	2020-21	25	Kansas
Harrison, Loyd	CB	2001	22	North Carolina State
Harrison, Rodney	S	1994-2002	37	Western Illinois
Hart, Clinton	S	2004-09	42	Central Florida C.C.
Hartley, Frank	TE	1997-98	89	Illinois
Harvey, Richard	LB	2000	58	Tulane
Haskins, Jon	LB	1998	57	Stanford
Haslam, Kevin	T	2012	70	Rutgers
Hatcher, Armon	S	2000	29	Oregon State
Hawkins, Andy	LB	1986-87	59	Texas A&I
Hawkins, Lavelle	WR	2013	10	California
Hayden, Aaron	RB	1995-96	24	Tennessee
Hayes, Luther	E	1961	24	Southern California
Hayes, Tom	CB	1976	22	San Diego State
Hayward Jr., Casey	CB	2016-20	26	Vanderbilt
Heiden, Steve	TE	1999-2001	83	San Diego State
Henderson, Reuben	CB	1983-84	20	San Diego State
Henderson, Wyatt	CB	1981	32	Fresno State
Hendrickson, Steve	HB/LB	1990-94	34	California
Hendrix, David	S	1995-97	38	Georgia Tech
Hendy, John	CB	1985	29	Long Beach State
Henning, Dan	QB	1966	15	William & Mary
Henry, Hunter	TE	2016-20	86	Arkansas
Herbert, Justin	QB	2020-22	10	Oregon
Herrmann, Mark	QB	1985-87	9	Purdue
Heron, Javontee	WR	2015	81	Arkansas
Herron, David	LB	2010	97	Michigan State
Hester, Jacob	FB	2008-11	22	Louisiana State
Hill, Eric	LB	1999	54	Louisiana State
Hill, Jim	S	1969-71	39	Texas A&I
Hill Jr., KJ	WR	2020-21	84	Ohio State
Hillman, Ronnie	RB	2016	36	San Diego State
Hinkle, George	DT	1988-91	97	Arizona
Hinton, Christopher	DL	2022	91	Michigan
Hoeq, George	S	1974	23	Michigan
Holecek, John	LB	2001	52	Illinois
Holland, Jamie	WR	1987-89	86	Ohio State
Holliday, Ron	WR	1973	81	Pittsburgh
Holmes, Robert	RB	1973	38	Southern (La.)
Holohan, Pete	TE	1981-87	88	Notre Dame
Holt, Harry	TE	1987	85	Arizona
Holt, James	LB	2009-10	53	Kansas
Hopkins, Mitch	P	1976	10	Arizona
Hopkins, Dustin	K	2021-22	6	Florida State
Hopper, Darrel	CB	1987	47	Southern California
Horn, Don	QB	1974	13	San Diego State
Horn, Bob	MLB	1976-81	55	Oregon State
Horton, Bob	LB	1964-65	30	Boston University
Horvath, Zander	FB	2022	40	Purdue
House, Kevin	CB	2002-03	32	South Carolina

Player	Pos.	Years	Nos.	College
Houston, Bobby	LB	1997	57	North Carolina State
Howard, Bob	CB	1967-74	24	San Diego State
Howard, Joey	T	1989	79	Tennessee
Hubbert, Brad	RB	1967-70	26	Arizona
Hudson, Bill	DT	1961-62	79	Clemson
Hudson, Mike	S	1967	28	Oklahoma State
Hudson, Richard	T	1962	78	Memphis
Huey, Gene	DB	1969	38	Wyoming
Hughes, Dante	CB	2009-11	24, 33	California
Humiston, Mike	ILB	1987	50	Weber State
Humphrey, Deon	LB	2000-01	53	Florida State
Humphries, Stan	QB	1992-97	12	NE Louisiana
Hunter, Daniel	CB	1986-87	27	Henderson State
Hutcherson, Ken	LB	1975	55	Livingston (Ala.)

I

Player	Pos.	Years	Nos.	College
Ilesic, Hank	P	1989	8	—
Ingram, Brian	LB	1987	52	Tennessee
Ingram III, Melvin	DE	2012-20	54	South Carolina
Inman, Dontrelle	WR	2014-17, 19	15	Virginia

J

Player	Pos.	Years	Nos.	College
Jackson, Bernard	S	1980	26	Washington State
Jackson, Bob	FB	1962-63	40	New Mexico State
Jackson, Earnest	RB	1983-84	41	Texas A&M
Jackson, Greg	S	1997-2000	42, 47	Louisiana State
Jackson, J.C.	CB	2022	27	Maryland
Jackson, Jeff	LB	1987-88	52	Auburn
Jackson, John	T	1998-99	65	Eastern Kentucky
Jackson, Justin	RB	2018-21	32, 22	Northwestern
Jackson, Vincent	WR	2005-11	83	Northern Colorado
Jacobson, Jack	DB	1965	24	Oklahoma State
Jacox, Kendyl	C/G	1998-2001	64	Kansas State
Jacquet, Nate	WR/PR	2000	89	San Diego State
Jaimes, Brenden	G/T	2021-22	61	Nebraska
James Jr., Derwin	S	2018-19, 21-22	33, 3	Florida State
James, Lionel	RB/KR	1984-88	26	Auburn
James, Toran	LB	1997	59	North Carolina A&T
Jammer, Quentin	CB	2002-12	23	Texas
Jefferson, John	WR	1976-80	83	Arizona State
Jefferson, Malik	LB	2020	46	Texas
Jefferson, Shawn	WR	1991-95	80	Central Florida
Jeffrey, Neal	QB	1976	19	Baylor
Jenkins, DeRon	CB	2000	23	Tennessee
Jenkins, Keyvan	RB	1987	59	UNLV
Jenkins, Rayshawn	S	2017-20	25, 23	Miami
Jenkins, Ronney	RB/KR	2000-02	28	Northern Arizona
Jodat, Jim	RB	1982-83	40	Carthage (Wis.)
Johnson, A.J.	CB	1995	47	Southwest Texas State
Johnson, Austin	DL	2022	98	Penn State
Johnson, David	TE	2014-15	88	Arkansas State
Johnson, Dontae	CB	2019	29	North Carolina State
Johnson, Gary	DT	1975-84	79	Grambling
Johnson, James	LB	1987	57	San Diego State
Johnson, Jarret	OLB	2012-14	96	Alabama
Johnson, Leon	RB	2003	35	North Carolina
Johnson, Pete	FB	1984	42	Ohio State
Johnson, Raylee	DE	1993-99, 2001-03	99	Arkansas
Johnson, Stevie	WR	2015	11	Kentucky
Johnson, Travis	DT	2009-10	96	Florida State
Johnson, Tre Von	LB	2018	58	Weber State
Johnson, Trumaine	WR	1985-86	83	Grambling
Johnson, Tyron	WR	2020	83	Oklahoma State
Johnson, Zion	G	2022	77	Boston College
Joiner, Charlie	WR	1976-86	18	Grambling
Jonassen, Eric	T	1993-94	84	Bloomsburg (Pa.)
Jones, Anthony	TE	1988	81	Wichita State
Jones, Charlie	WR	1996-99	17, 82	Fresno State
Jones, Clint	RB	1973	26	Michigan State
Jones, Curtis	LB	1968	69	Missouri
Jones, Deacon	DE	1972-73	75	Mississippi Valley State
Jones, Donnie	P	2018	5	Louisiana State
Jones, Freddie	TE	1997-2001	88	North Carolina
Jones, Harris	G	1971	58	Johnston C. Smith (N.C.)
Jones, Jacoby	WR/KR	2015	12	Lane (Tenn.)
Jones, JJ	WR	2018	89	West Georgia
Jones, Justin	DT	2018-21	91, 93	North Carolina State
Jones, Leroy	DE	1976-83	68	Norfolk State
Jones, Ray	CB	1972	23	Southern (La.)
Jones, Reggie	WR	2000-01	87	Louisiana State
Jordan, Leander	T	2004-05	75	Indiana (Pa.)
Joseph, Linval	DL	2020-21	95, 98	East Carolina
Joseph-Day, Sebastian	DL	2022	69	Rutgers
Jue, Bhawoh	FS	2005-06	27	Penn State

## K

Player	Pos.	Years	Nos.	College
Kaeding, Nate	K	2004-12	10	Iowa
Kampmoyer, Hunter	TE	2021	47	Oregon
Karas, Emil	LB	1960-64, '66	56	Dayton
Kaser, Drew	P	2016-18	8	Texas A&M
Kay, Bill	CB	1984	31	Purdue
Keathley, Michael	G	2001-03	61	TCU
Keckin, Val	QB	1962	16	Mississippi Southern College
Keiser, Thomas	OLB	2013	90	Stanford
Kelcher, Louie	DT	1975-83	74	Southern Methodist
Kelemete, Senio	G	2021	68	Washington
Kelley, Joshua	RB	2020-22	27, 25	UCLA
Kelley, Mike	QB	1987	10	Georgia Tech
Kemp, Jack	QB	1960-62	15	Occidental
Kempinska, Charlie	G	1960	67	Mississippi
Kendricks, Lance	TE	1919	87	Wisconsin
Keys, Josh	LB	2017	53	Boston College
Keys, Tyrone	DE	1988	93	Mississippi State
Kidd, John	P	1990-94	10	Northwestern
Kiel, Terrence	S	2003-06	48	Texas A&M
Kinderman, Keith	FB	1963-64	24	Florida State
Kindig, Howard	DE	1965-67	87	Los Angeles State
King, David	CB	1985	30	Auburn
King, Deon	OLB	2016	59	Norfolk State
King, Linden	LB	1978-85	31, 57	Colorado State
King, J. Desmond	DB	2017-20	20	Iowa
Kirk, Randy	LB	1987-88, '91	94	San Diego State
Kirner, Gary	G/T	1964-69	72	Southern California
Klein, Bob	TE	1977-79	84	Southern California
Klotz, Jack	DT	1962	60	Penn Military College
Kocourek, Dave	TE	1960-65	83	Wisconsin
Kompara, John	DT	1960	60	South Carolina
Koo, Younghoe	K	2017	9	Georgia Southern
Kowalski, Gary	T	1985-88	68	Boston College
Kramer, Erik	QB	1999	12	North Carolina State
Krause, Ryan	TE	2004-05	89	Nebraska-Omaha

## L

Player	Pos.	Years	Nos.	College
LaBoy, Travis	LB	2011	99	Hawai'i
Lachey, Jim	T	1985-87	74	Ohio State
Ladd, Earnie	DT	1961-65	77	Grambling
Laing, Arlon	TE	1994	84	New Mexico State
Laird, Bruce	S	1982-83	3	American International (Mass.)
Lambo, Josh	K	2015-16	2	Texas A&M
Lamp, Forrest	G	2018-20	77, 76	Western Kentucky
Landrum, Chris	OLB	2016, '18	46	Jacksonville State (Ala.)
Lane, Bob	LB	1963-64	57	Baylor
Lang, Brandon	LB	2010	57	Troy
Laraba, Bob	QB/LB	1960-61	17	Texas Western College
Laslavik, Jim	LB	1978, '80-81	54	Penn State
Lassiter, Kwamie	S	2003	42	Kansas
Latsko, Billy	FB	2010	34	Florida
Latzke, Paul	C	1966-68	52, 54	Pacific
Laufenberg, Babe	QB	1988	12	Indiana
Law, Cordaro	OLB	2014-15	99	Southern Mississippi
Layne, George	FB	2004	38	TCU
Layne, Raheem	S	2022	41	Indiana
Lazetich, Peter	DE/LB	1974-74	51, 71	Stanford
Leaf, Ryan	QB	1998-2000	16	Washington State
Leber, Ben	LB	2002-05	51	Kansas State
Lee, John	DE	1976-80	69	Nebraska
Lee, Lloyd	S	1998	36	Dartmouth
Lee, Mike	LB	1974	58	UNLV
Lee, Shawn	DT	1992-97	98	North Alabama
Legursky, Doug	C	2014	57	Marshall
Lekkerkerker, Cory	T	2006	71	UC Davis
Lemonier, Jessie	DE	2020	90	Liberty
Lenkaitis, Bill	G	1968-70	51	Penn State
Leonard, Deane	DB	2022	33	Mississippi
Leonard, Jim	LB	1985-86	63	Santa Clara
Leverette, Otis	DE	2003	93	Alabama-Birmingham
LeVias, Jerry	WR	1971-74	25	Southern Methodist
Lewis, Darryll	CB	1999-2000	26	Arizona
Lewis, Dave	LB	1982	53	Southern California
Lewis, Nate	WR	1990-93	81	Oregon Tech
Lewis, Terry	CB	1985	32	Michigan State
Lilly, Sam	CB	1990	26	Georgia Tech
Lincoln, Keith	RB	1961-66, '68	22, 31	Washington State
Linkenbach, Jeff	T	2015	70	Cincinnati
Linsley, Corey	C	2021-22	63	Ohio State
Lissemore, Sean	DT	2013-15	98	William & Mary
Little, Larry	G	1967-68	73	Bethune-Cookman
Liuget, Corey	DT	2011-18	94	Illinois
Loewen, Chuck	G/T	1980-82, '84	64	South Dakota State
London, Mike	LB	1966	57	Wisconsin
Long, Ty	P	2019-21	1	Alabama-Birmingham
Longley, Clint	QB	1976	16	Abilene Christian
Lott, Andre	S	2006	30	Tennessee
Loudd, Rommie	LB	1960	51	UCLA
Lowe, Paul	RB	1960-68	23	Oregon State
Lowe, Woodrow	LB	1976-86	51	Alabama

Player	Pos.	Years	Nos.	College
Lowery, Dwight	FS	2016	20	San Jose State
Luan, Shalom	S	2019	24	Washington State
Luther, Ed	QB	1980-84	11	San Jose State
Lyle, Keith	FS	2002	35	Virginia
Lyles, Lester	SS	1989-90	24	Virginia
Lynch, Corey	S	2012	41	Appalachian State

## M

Player	Pos.	Years	Nos.	College
Macek, Don	C/G	1976-89	62	Boston College
Mack, Cedric	CB	1991	47	Baylor
Mack, Khalil	OLB	2022	52	Buffalo
Mackey, John	TE	1972	89	Syracuse
MacKinnon, Jacques	TE	1961-70	38	Colgate
Mager, Craig	DB	2015-18	29	Texas State
Maguire, Paul	LB	1960-63	84	The Citadel
Mahalic, Drew	LB	1975	53	Notre Dame
Malone, Mark	QB	1988	16	Arizona State
Manning, Terrell	ILB	2013	53	North Carolina State
Manumaleua, Brandon	TE	2006-09	86	Arizona
Markovich, Mark	C	1974-75	65, 56	Penn State
Marsh, Frank	CB	1967	36	Oregon State
Marshall, Richard	CB	2013-14	31	Fresno State
Marshall, Trey	DB	2021	36	Florida State
Martin, Blanche	FB	1960	33	Michigan State
Martin, David	CB	1986	33	Villanova
Martin, Larry	DT	1966	73	San Diego State
Martin, Tony	WR	1994-97	81	Mesa State
Martin, Vaughn	DE	2009-12	92	Western Ontario (Canada)
Marve, Eugene	LB	1992	99	Saginaw Valley State College
Mathews, Ricardo	DT	2014-15	90	Cincinnati
Mathews, Ryan	RB	2010-14	24	Fresno State
Mathison, Bruce	QB	1983-84, '86	12, 7	Nebraska
Matsos, Archie	LB	1966	67	Michigan State
Mathews, Bo	RB	1974-79	41	Colorado
Mattos, Grant	WR	2003	86	Southern California
Mauck, Carl	C	1971-74	55	Southern Illinois
May, Deems	TE	1992-96	88	North Carolina
May, Mark	G/T	1991	73	Pittsburgh
Mays, Jerry	RB	1990	47	Georgia Tech
Mays, Joe	ILB	2015	57	North Dakota State
Mazza, Cole	LS	1919-20	45	Alabama
McBriar, Mat	P	2014	1	Hawai'i
McCain, Chris	DE	2017	40	California
McCall, Ron	LB	1967-68	89	Weber State
McCardell, Keenan	WR	2004-06	86, 87	UNLV
McClain, Le'Ron	FB	2012-13	33	Alabama
McClain, Robert	CB	2016	35	Connecticut
McClard, Bill	K	1972	10	Arkansas
McClendon, Kyle	DE	1991	98	Arizona State
McCluster, Dexter	RB/KR	2016	23	Mississippi
McCoil, Dexter	S	2016-17	33	Tulsa
McConkey, Phil	WR/PR	1989	21	Navy
McCoy, Lloyd	G	1964	68	San Diego State
McCrary, Fred	FB	1999-2002	44	Mississippi State
McCrary, Greg	TE	1978-80	88	Clark (Ga.)
McCree, Marlon	S	2006-07	20	Kentucky
McDonald, Dwight	WR	1975-78	80, 89	San Diego State
McDougall, Gerry	FB	1962-64	20	UCLA
McEwen, Craig	TE	1989-91	31	Utah
McGarrahan, Scott	S	2005	44	New Mexico
McGee, Buford	RB	1984-86	21	Mississippi
McGee, Carl	LB	1980	58	Duke
McGee, Willie	WR/KR	1973	28	Alcorn A&M
McGill Jr., T.Y.	DT	2018-19	95	North Carolina State
McGrath, Sean	TE	2016-17	84	Henderson State
McIntosh, Damien	T	2000-03	77	Kansas State
McKenzie, Raleigh	OL	1997-98	63	Tennessee
McKinney, Brandon	DT	2006-07	91	Michigan State
McKitty, Tre'	TE	2021-22	88	Georgia
McKnight, Dennis	C/G	1982-88	60	Drake
McLaughlin, Chase	K	2019	3	Illinois
McMahon, Jim	QB	1989	9	Brigham Young
McMichael, Jerry	TE	2010-12	81	Georgia
McNeil, Charlie	S	1960-64	27	Compton JC
McNeil, Marcus	T	2006-11	73	Auburn
McNeil, Ryan	CB	2001-02	47	Miami
McPherson, Miles	S	1982-85	24	New Haven
Meachem, Robert	WR	2012	12	Tennessee
Means, Natrone	RB	1993-95, '98-99	20	North Carolina
Mebane, Brandon	NT	2016-19	92	California
Meeks, Quenton	DB	2020	29	Stanford
Mendez, Mario	HB	1964	28	San Diego State
Mercer, Mike	K	1970	15	Arizona State
Merrill, Forest	DL	2021	91	Arkansas State
Merriman, Shawne	LB	2005-10	56	Maryland
Metcalf, Eric	WR/KR	1997	21	Texas
Mialik, Larry	TE	1976	83	Wisconsin
Michel, Sony	RB	2022	20	Georgia
Micho, Bob	TE	1984	83	Texas
Mickell, Darren	DE	2000	92	Florida
Mickles, Joe	RB	1990	36	Mississippi

Player	Pos.	Years	Nos.	College
Middleton, Frank	RB	1987	30	Florida A&M
Middleton, Rick	LB	1976-78	57	Ohio State
Middleton, Ron	TE	1995	47	Auburn
Mikolajewski, Pete	QB	1969	15	Kent State
Milburn, Glyn	RB	2001	24	Stanford
Milnichik, Joe	G	1993-94	71	North Carolina State
Milks, John	LB	1966	61	San Diego State
Miller, Anthony	WR	1988-93	83	Tennessee
Miller, Brett	DT	1989	74	Iowa
Miller, Doug	LB	1993-94	54	South Dakota State
Miller, Kyle	TE	2015	86	Mount Union
Miller, Les	DE	1987-90, '94	75, 69, 95	Fort Hays State
Miller, Pat	LB/S	1987-88	52, 48	Florida
Miller, Paul	DT	1962	85	Louisiana State
Milligan, Hanik	S	2004-05	31	Houston
Mills, Jeff	LB	1990	52	Nebraska
Mills, Jim	G/T	1996-97	66	Idaho
Mims, Chris	DE	1992-96, '98-99	94	Tennessee
Mitchell, Ed	G	1965-67	60	Southern (La.)
Mitchell, Lydell	RB	1978-79	26	Penn State
Mitchell, Shannon	TE	1994-97	89, 86	Georgia
Mittinger, Bob	LB	1962-66, '68	82, 67	Penn State
Mix, Ron	T	1960-69	74	Southern California
Moa, David	DL	2002	50	Boise State
Moffett, Tim	WR	1987	86	Mississippi
Mohring, Michael	DT	1997-2001	94, 98	Pittsburgh
Mosiejenko, Ralf	P/K	1985-88	2	Michigan State
Molden, Alex	CB	2001-02	25	Oregon
Molk, David	C	2012	60	Michigan
Moll, Tony	G/T	2011	75	Nevada
Montgomery, Mike	RB	1971	23	Kansas State
Montreuil, Mark	CB	1995-97	40	Concordia (Canada)
Mooney, Mike	T	1993	73	Georgia Tech
Moore, Brandon	LB	2010	49	Oklahoma
Moore, Fred	DT	1964-66	71	Memphis
Moore, Mack	DE	1986	90	Texas A&M
Moore Jr., Jason	WR	2019-22	89, 11	Findlay
Moreno, Moses	QB	1999-2000	13	Colorado State
Moreno, Zeke	LB	2001-04	57	Southern California
Morris, Mercury	RB	1976	23	West Texas State
Morris, Wayne	RB	1984	25	Southern Methodist
Moss, Roland	TE	1970	38	Toledo
Moten, Eric	G	1991-93, '95-96	77	Michigan State
Mouton, Jonas	LB	2012	57	Michigan
Mruczkowski, Scott	C	2005-11	63	Bowling Green State
Muhammad, Calvin	WR	1987	81	Texas Southern
Muncie, Chuck	RB	1980-84	46	California
Munson, Bill	QB	1977	19	Utah State
Murphy, Kevin	LB	1992	58	Oklahoma
Murray Jr., Kenneth	LB	2020-22	56, 9	Oklahoma
Myrtle, Chip	LB	1974	53	Maryland

N

Player	Pos.	Years	Nos.	College
Naanee, Legedu	WR/TE	2007-10	40, 11	Boise State
Nabers, Gabe	FB	2020-21	40	Florida State
Ndukwe, Ikechuku	G/T	2011	60	Northwestern
Neal, Lorenzo	FB	2003-07	41	Fresno State
Neill, Ryan	LS	2010	58	Rutgers
Nelson, Darrin	RB	1989-90	20	Stanford
Nelson, Derrie	LB	1983-86	55	Nebraska
Nelson, Kyle	LS	2012	42	New Mexico State
Nelson, Reggie	G/T	1999	66	McNeese State (La.)
Nery, Ron	DE	1960-62	80	Kansas State
Neuheisel, Rick	QB	1987	7	UCLA
Newberry, Jeremy	C	2008	62	California
Newell, Steve	WR	1967	25	Long Beach State
Newsome, Detrez	RB	2018	38	Western Carolina
Niemann, Nick	LB	2021-22	31	Iowa
Nix, Doyle	CB	1960	29	Southern Methodist
Norman, Dennis	C	2009	64	Princeton
Norman, Josh	TE	2002-03	83	Oklahoma
Norman, Pettis	TE	1971-73	88	Johnson C. Smith (N.C.)
Norris, Trusse	E	1960	44	UCLA
Norton, Don	WR	1960-66	88	Iowa
Norton, Storm	T	2020-22	74	Toledo
Novak, Nick	K	2011-14, '17	9	Maryland
Nowak, Gary	T	1971	75	Michigan State
Nwagbuo, Ogemdi	DT	2009-11	91	Michigan State
Nwosu, Uchenna	OLB	2018-21	42	Southern California

O

Player	Pos.	Years	Nos.	College
O'Bard, Ronnie	CB	1985	27	Brigham Young
Oben, Roman	T	2004-07	72	Louisville
Obiozor, Cyril	LB	2010	58	Texas A&M
Ogbongbemiga, Amen	LB	2021-22	57	Oklahoma State
Ogbonnia, Otlo	DL	2022	93	UCLA
Ohrberger, Rich	C/G	2013-14	74	Penn State
Okanlawon, Tony	CB	2003	34	Maryland

Player	Pos.	Years	Nos.	College
Okung, Russell	T	2017-19	76	Oklahoma State
Ola, Michael	T	2015, '17	70, 74	Hampton (Va.)
Olander, Cliff	QB	1977-79	10	New Mexico State
Oliver, Shane	T	2004-07	70	Ohio State
Oliver, Brandon	RB	2014-15, '17	43, 32	Buffalo
Oliver, Paul	S	2008-11	27	Georgia
Olschansky, Igor	DE	2004-08	99	Oregon
O'Neal, Leslie	DE	1986, '88-95	91	Oklahoma State
Onwuali, James	LB	2017	49	Notre Dame
Orlando, Bo	FS	1995	26	West Virginia
Orr, Terry	HB	1990	37	Texas
Osby, Vince	LB	1984-85	56	Illinois
Osgood, Kassim	WR	2003-09	81	San Diego State
Overton, Matt	LS	2021	54	Western Washington
Owens, Artie	RB/WR	1976-79	85, 24	West Virginia
Owens, Joe	DE	1970	72	Alcorn A&M
Owens, Terry	T	1966-75	76	Jacksonville State (Ala.)

P

Player	Pos.	Years	Nos.	College
Page, Solomon	T	2003	79	West Virginia
Palepoi, Tenny	DT	2014, '16-17	72, 95	Utah
Palmer, Joshua	WR	2021-22	5	Tennessee
Parham Jr., Donald	TE	2020-22	89	Stetson
Park, Ernie	G	1963-65	61	McMurray (Texas)
Parker, Andy	TE	1989	85	Utah
Parker, Eric	WR	2002-06	88	Tennessee
Parker, Vaughn	T	1994-2003	70	UCLA
Parks, Billy	WR	1971	32	Long Beach State
Parrella, John	DT	1994-2001	97	Nebraska
Parris, Gary	TE	1973-74	80	Florida State
Partee, Dennis	K	1968-75	29	Southern Methodist
Partridge, Rick	P	1980	17	Utah
Patrick, Johnny	CB	2013	26	Louisville
Patten, Joel	T	1989-90	78	Duke
Patterson, Elvis	CB	1987-89	34	Kansas
Pattillo, Darrell	CB/S	1983	31	Long Beach State
Patton, Andre	WR	2019	16	Rutgers
Paul, Harold	T	1974	62	Oklahoma
Peace, Chris	DE	2019	40	Virginia
Peelle, Justin	TE	2002-05	84	Oregon
Pegram, Erric	RB	1997	44	North Texas
Penn, Chris	WR	1999	87	Tulsa
Perretta, Ralph	G	1975-80	61, 53	Purdue
Perry, Jason	S	1999-2001	31	North Carolina State
Perry, Joshua	LB	2016	53	Ohio State
Perry, Scott	CB	1980	32	Williams (Mass.)
Perryman, Denzel	LB	2015-20	52	Miami
Peters, Volney	DT	1960	70	Southern California
Petrich, Bob	DE	1963-66	85	West Texas State
Pettitt, Duane	DE	1987	93	San Diego State
Philcox, Todd	QB	1997	15	Syracuse
Phillips, Adrian	S	2014-19	27, 31	Texas
Phillips, Irvin	CB	1981	23	Arkansas Tech
Phillips, Joe	DE	1987-91	75	Southern Methodist
Phillips, John	TE	2013-15	83	Virginia
Phillips, Shaun	LB	2004-12	95	Purdue
Philon, Darius	DE/DT	2015-18	93	Arkansas
Pinnock, Andrew	FB	2003-07	30, 34	South Carolina
Pipkins III, Trey	T	2019-22	79	Sioux Falls
Pippens, Jerrell	S	2004-05	27, 28	Nebraska
Plummer, Gary	ILB	1986-93	50	California
Plump, Dave	DB	1966	81	Fresno State
Plunkett, Sherman	T	1961-62	70	Maryland State
Polk, Carlos	OLB	2001-04, '06-07	93, 52	Nebraska
Pollard, Robert	DE	2004	94	TCU
Pope, Marquez	DB	1992-93	30	Fresno State
Pope, Troymaine	RB	2019-20	35	Jacksonville State (Ala.)
Porter, Jack	C	1971	57	Oklahoma
Post, Dickie	RB	1967-70	22	Houston
Pouncey, Mike	C	2018-19	53	Florida
Powell, Jeff	RB	1987	31	Tennessee
Preston, Ray	LB	1976-84	52	Syracuse
Price, Marcus	T	1997-98	79	Louisiana State
Price, Shawn	DT	2002	91	Pacific
Price, Stacy	LB	1987	53	Arkansas State
Pringley, Mike	DE	2000	72	North Carolina
Print, Bob	LB	1967-68	57	Dayton
Prokop, Joe	P	1987	8	Cal Poly-Pomona
Protz, Jack	LB	1970	50	Syracuse
Pullard III, Hayes	LB	2017-18	50	Southern California
Pulley, Spencer	C/G	2016-17	73	Vanderbilt
Pupunu, Alfred	TE	1992-97, '99	86, 89	Weber State

Q

Player	Pos.	Years	Nos.	College
Queen, Jeff	RB	1969-71	47	Morgan State
Quessenberry, Scott	C/G	2018-21	61	UCLA

R

Player	Pos.	Years	Nos.	College
Raab, Marc	LS	1998	57	Southern California
Rachal, Latario	WR	1997-98	85	Fresno State
Ray, Eddie	RB	1971	36	Louisiana State
Raymer, Cory	C	2002-03	66	Wisconsin
Rayner, Dave	K	2007	16	Michigan State
Reddick, Barry	RB	1987-88	20	Richmond
Reddick, Kevin	ILB	2014	51	North Carolina
Redman, Rick	LB	1965-73	66	Washington
Reed, Joe	WR	2020	12	Virginia
Reed, Robert	WR	1999	85	Lambuth (Tenn.)
Reed, Trovon	CB	2016	39	Auburn
Reeder, Troy	LB	2022	42	Delaware
Reese, Don	DE	1981	91	Jackson State
Reeves, John	LB	1999-2000	52	Purdue
Reeves, Walter	TE	1996	46	Auburn
Reid, Caraan	DT	2016	91	Pricenton
Remmers, Mike	T	2013	60	Oregon State
Rentz, Larry	CB	1969	48	Florida
Reveiz, Fuad	K	1990	7	Tennessee
Reyes, Kendall	DE	2012-15	91	Connecticut
Ricardo, Benny	K	1984	1	San Diego State
Rice, Andy	DT	1970-71	79	Texas Southern
Rice, Floyd	LB	1973-75	57	Alcorn A&M
Richard, Stanley	FS	1991-94	24	Texas
Richards, David	G/T	1988-92	65	UCLA
Richards, Jeff	CB	2018	29	Emporia State
Richey, Wade	K	2001-02	5	Louisiana State
Ricks, Mikhael	TE	1998-2000	86	Stephen F. Austin
Ridge, Houston	DT	1966-69	80	San Diego State
Rinhart, Chad	G	2013-14	78	Northern Iowa
Rivers, Philip	QB	2004-19	17	North Carolina State
Roberson, Bo	FL	1961	26	Cornell
Roberts, Andre	WR	2021	7	The Citadel
Roberts, George	P	1981	4	Virginia Tech
Robinson, Adrian	OLB	2013	99	Temple
Robinson, Derreck	DE	2005-06	98	Iowa
Robinson, Fred	DE	1984-86	90	Miami
Robinson, Gerald	DE	1989-90	98	Auburn
Robinson, Jerry	WR	1962-64	29	Grambling
Robinson, Patrick	CB	2015	26	Florida State
Robinson, Trevor	C	2014-15	60	Notre Dame
Roche, Brian	TE	1996-97	87	San Jose State
Rochell, Isaac	DE	1971-70	98	Notre Dame
Rockford, Jim	CB	1985	28	Oklahoma
Rodenhauser, Mark	C	1990-91	64	Illinois State
Rodgers, Johnny	WR	1977-78	20	Nebraska
Rodgers, Richard	TE	2022	82	California
Rogers, Don	C	1960-64	52	South Carolina
Rogers, Mel	LB	1971, 73-74	53	Florida A&M
Rogers, Sam	LB	2001	59	Colorado
Rolling, Henry	LB	1990-92	57	Nevada
Rome, Tag	WR	1987	82	Northeast Louisiana
Romes, Charles	CB	1987	29	North Carolina Central
Rosado, Dan	C/G	1987-88	66	Northern Illinois
Rosario, Dante	TE	2012	88	Oregon
Rose, Nick	K	2017	6	Texas
Ross, Brandian	S	2015	27	Youngstown State
Ross, Kevin	S	1996	36	Temple
Ross, Micah	WR	2003-04	11, 80	Jacksonville
Rossovich, Tim	LB	1972-73	82	Southern California
Rote, Tobin	QB	1963-64	18	Rice
Roundtree, Raleigh	G/T	1998-2001	74	South Carolina State
Roundtree III, Larry	RB	2021-22	35, 34	Missouri
Rouse, Curtis	G	1987	77, 79	Tennessee-Chattanooga
Rowe, Dave	DT	1974-75	74	Penn State
Royal, Eddie	WR	2012-14	11	Virginia Tech
Ruff, Orlando	LB	1999-2002	56	Furman
Rumph II, Chris	OLB	2021-22	94	Duke
Runyan, Jon	T	2009	79	Michigan
Rush, Bob	C	1977, 79-82	56	Memphis
Rusk, Reggie	S	1999-2000	25	Kentucky
Russell, Booker	RB	1980	41	Southwest Texas State
Russell, Leonard	RB	1996	42	Arizona State

S

Player	Pos.	Years	Nos.	College
Salave'a, Joe	DT	2003	95	Arizona
Salisbury, Sean	QB	1996	8	Southern California
Salter, Bryant	S	1971-73	30	Pittsburgh
Salyer, Jamaree	OL	2022	68	Georgia
Samuel Jr., Asante	CB	2021-22	26	Florida State
Samuels, Chris	RB	1991	20	Texas
Sanchez, Davis	CB	2001-02	33	Oregon
Sanders, Bob	S	2011	31	Iowa
Sapp, Patrick	LB	1996-97	56	Clemson
Sarell, Foster	T	2022	73	Stanford
Sartin, Martin	RB	1987	35	Long Beach State
Sartin, Dan	DT	1969	52	Mississippi
Sasa, Don	DT	1995-96	96	Washington State
Savage, Tony	NT	1990, '92	79	Washington State
Sayers, Ron	RB	1969	31	Omaha

Player	Pos.	Years	Nos.	College
Scafe, Damik	DE	2012	75	Boston College
Scales, Dwight	WR	1981-83	87	Grambling
Scarber, Sam	RB	1975-76	30	New Mexico
Scarpitto, Bob	WR	1961	46	Notre Dame
Schilling, Stephen	T	2011-13	70, 72	Michigan
Schleicher, Maury	DE	1960-62	81	Penn State
Schmedding, Jim	G	1968-70	64	Weber State
Schmidt, Henry	DT	1961-64	76	Trinity (Texas)
Schofield III, Michael	G/T	2017-19, '21	78, 75, 72	Michigan
Schwedes, Scott	WR	1990	85	Syracuse
Scifres, Mike	P	2003-15	5	Western Illinois
Scott, DeQuincy	DT	2002-05	78	Southern Mississippi
Scott, JK	P	2022	16	Alabama
Scott, Kevin	RB	1988	24	Stanford
Scott, Ian	DT	2008-09	98	Florida
Scott, Trent	T	2018-19	68, 78	Grambling State
Seale, Sam	CB	1988-91	30	Western State (Colo.)
Searcey, Bill	G	1985	64	Alabama
Sears, Jimmy	S	1960	26	Southern California
Seau, Junior	LB	1990-2002	55	Southern California
Selay, Mark	WR	1993-95	84, 82	Long Beach State
Selawski, Gene	T	1961	78	Purdue
Selmon, Dewey	MLB	1982	58	Oklahoma
Shaw, Bobby	WR	2004	83	California
Shaw, Pete	S	1977-81	44	Northwestern
Shaw, Terrance	CB	1995-99	29	Stephen F. Austin
Shea, Pat	G	1962-65	64	Southern California
Shelton, Anthony	CB	1990-91	23	Tennessee State
Shelton, L.J.	T	2008	70	Eastern Michigan
Shields, Billy	T	1975-83	66	Georgia Tech
Sienkiewicz, Troy	G	1995-98	65, 72	New Mexico State
Sievers, Eric	TE	1981-88	85	Maryland
Siler, Brandon	LB	2007-10	59	Florida
Simien, Tracy	LB	1999	57	TCU
Simmons, King	S	1987	41	Texas Tech
Simmons, Tony	DE	1985, '87	97	Tennessee
Simpson, Antoine	DT	2000	93	Houston
Sims, Wes	G	2005	60	Oklahoma
Singleton, Ron	T	1976	72	Grambling
Sirles, Jeremiah	G/T	2014	75	Nebraska
Skow, Jim	DE	1992	98	Nebraska
Slater, Mark	C	1978	58	Minnesota
Slater, Rashawn	T	2021-22	70	Northwestern
Slaughter, Webster	WR	1998	84	San Diego State
Slauson, Matt	C/G	2016-17	68	Nebraska
Slavacek, Emil	T	1987	72	Stephen F. Austin
Smart, Stone	TE	2022	48	Old Dominion
Smith, Billy Ray	LB	1983-92	54	Arkansas
Smith, Charlie	RB	1975	23	Utah
Smith, Dave	RB	1970	42	Utah
Smith, Derek	LB	2008	58	Arizona State
Smith, Dreamius	RB	2015	36	West Virginia
Smith, Elliot	CB	1989	28	Alcorn State
Smith, Geno	QB	2018	3	West Virginia
Smith, Johnny Ray	CB	1984	45	Lamar (Texas)
Smith, Lucious	CB	1984-85	33	Cal State Fullerton
Smith, Neil	DE	2000	91	Nebraska
Smith, Ron	S	1973	48	Wisconsin
Smith, Ron	WR	1980-81	84	San Diego State
Smith, Russ	RB	1967-70	20	Miami
Smith, Ryan	CB	2021	23	North Carolina Central
Smith, Sherman	RB	1983	47	Miami (Ohio)
Smith, Willie	T	2013-14	69	East Carolina
Smoot, Raymond	G	1993	63	Louisiana State
Snipes, Angelo	OLB	1986-87	52	West Georgia
Snowden, Cal	DE	1972-73	57, 71	Indiana
Sokol, Matt	TE	2020	48	Michigan State
Speights, Dick	DB	1968	25	Wyoming
Spencer, Jimmy	CB	1998-99	22	Florida
Spencer, Tim	RB	1985-90	43	Ohio State
Spencer, Todd	RB	1987	32	Southern California
Sperry, Kory	TE	2010-11	82	Colorado State
Spikes, Takeo	LB	2011-12	51	Auburn
Spiller, Isaiah	RB	2022	28	Texas A&M
Spillman, C.J.	FS	2009-10	41	Marshall
Sproles, Darren	RB/KR	2005, '07-10	43	Kansas State
Spurlock, Michael	WR/KR	2012	87	Mississippi
Square, Damion	NT	2015-20	71	Alabama
St. Louis, Tyree	G/T	2020	73	Miami
Stadnik, John	C	1987	65	Western Illinois
Staggs, Jeff	LB	1966-71, '74	81	San Diego State
Stanley, Walter	WR	1992	85	Mesa
Steels, Anthony	RB	1985, '87	44, 45	Nebraska
Stein, Bob	LB	1975	52	Minnesota
Stephens, Tremayne	RB	1998-99	34	North Carolina State
Stephenson, Kay	QB	1967	18	Florida
Stewart, Wayne	TE	1974	89	California
Stick, Easton	QB	2020	2	North Dakota State
Still, Bryan	WR	1996-99	80	Virginia Tech
Stoltenberg, Bryan	C	1996	64	Colorado
Stratton, Mike	LB	1973	58	Tennessee
Strickland, Donald	CB	2010	30	Colorado
Stringert, Hal	CB	1975-80	45	Hawai'i



Player	Pos.	Years	Nos.	College
Strozier, Art	TE	1970-71	89	Kansas State
Strozier, Wilbur	TE	1988	81	Georgia
Stuckey, Darrell	S	2010-16	25	Kansas
Sturgis, Caleb	K	2018	6	Florida
Sullivan, John	SS	1986	33	California
Sullivan, Kent	P	1993	1	Cal Lutheran
Swayne, Harry	T	1991-96	72	Rutgers
Sweeney, Walt	G	1963-73	78	Syracuse
Sweet, Joe	WR	1975	83	Tennessee State
Swift, Michael	CB	1997	27	Austin Peay State
Sykes, John	RB	1972	46	Morgan State

**T**

Player	Pos.	Years	Nos.	College
Tanner, John	LB	1971	85	Tennessee Tech
Tanuvasa, Maa	DT	2001	94	Hawaii
Tate, Frank	LB	1975	59	North Carolina Central
Taylor, Aaron	G	1998-99	73	Notre Dame
Taylor, Brandon	S	2012	28	Louisiana State
Taylor, Ja'Sir	DB	2022	36	Wake Forest
Taylor, Jesse	RB	1972	42	Cincinnati
Taylor, Johnny	LB	1987	55	Hawaii
Taylor, Ken	CB	1986	24	Oregon State
Taylor, Kitrick	WR	1990-91	85	Washington State
Taylor, Sammie	WR	1965	81	Grambling
Taylor, Shannon	OLB	2000	94	Virginia
Tyrod, Taylor	QB	2019-20	5	Virginia Tech
Teal, Quinton	S	2010	36	Coastal Carolina
Teamer, Roderic	S	2019	36	Tulane
Teerlincik, John	DT	1974-75	77	Western Illinois
Tensi, Steve	QB	1965-66	13	Florida State
Te'o, Manti	ILB	2013-16	50	Notre Dame
Terry, Adam	T	2010	78	Syracuse
Tevi, Sam	T	2017-20	69	Utah
Thaxton, James	TE	1973-74	86	Tennessee State
Thaxton, Galand	LB	1991	56	Wyoming
Thelwell, Ryan	WR	1998	87	Minnesota
Thigpen, Yancey	WR	1991	84	Winston-Salem State
Thomas, Bob	K	1985	16	Notre Dame
Thomas, Bob	RB	1973-74	35	Arizona State
Thomas, Cam	DT	2010-13	76, 93, 92	North Carolina
Thomas, Jesse	S	1960	20	Michigan State
Thomas, Jewell	RB	1984	32	San Jose State
Thomas, Johnny	CB	1989	47	Baylor
Thomas, Kiondre	CB	2021	38	Kansas State
Thomas, Lee	DE	1971-72	73	Jackson State
Thomas, Mike	RB	1979-80	22	UNLV
Thompson, Aundra	WR	1981	81	East Texas State
Thompson, Broderick	G/T	1987-92	76	Kansas
Thompson, Tommy	RB	1974	38	Southern Illinois
Thornton, George	DT	1991-92	93	Alabama
Thrift, Cliff	LB	1979-84	59	East Central Oklahoma State
Tillery, Jerry	DL	2019-22	99	Notre Dame
Tipton, Dave	DE	1974-75	75	Stanford
Tolbert, Jim	S	1966-71, '76	43	Lincoln (Mo.)
Tolbert, Mike	FB	2008-11	35	Coastal Carolina
Tolliver, Billy Joe	QB	1989-90	11	Texas Tech
Tomlinson, LaDainian	RB	2001-09	21	TCU
Toomer, Korey	ILB	2016-17	56	Idaho
Toner, Cole	C/G	2018, '20	64	Harvard
Toth, Tom	T	1990	73	Western Michigan
Tovar, Steve	LB	1998, 2000	56, 59	Ohio State
Tranquill, Dru	LB	2019-22	49	Notre Dame
Trapp, Richard	WR	1969	44	Florida
Travenio, Herb	K	1964-65	35	Texas College
Travis, John	FB	1966	44	San Jose State College
Troutman, Johnnie	G	2013-14	63	Penn State
Trocket, Jyles	LB	2007-10	94	Wake Forest
Tucket, Phil	WR	1968	41	Weber State
Tuinei, Van	DE	1997	91	Arizona
Tuipulotu, Peter	RB	1992	43	Brigham Young
Turner, John	S	1984	27	Miami
Turner, Michael	RB	2004-07	33	Northern Illinois
Turner, Nate	WR	2001	6	UNLV
Turner, Scott	CB	1998-2001	21, 29	Illinois
Turner, Trai	G	2020	70	Louisiana State
Tuszka, Derrek	OLB	2022	59	North Dakota State
Tuohill, James	K	2002	17	Cal Poly
Tyler, Maurice	S	1975	25	Morgan State

**U**

Player	Pos.	Years	Nos.	College
Umpfrey, Rich	G	1985	66	Colorado
Unitas, Johnny	QB	1973	19	Louisville
Unrein, Mitch	DT	2015	96	Wyoming
Unrein, Terry	NT	1986-87	98	Colorado State
Usher, Darryl	WR/KR	1989	26	Illinois

Player	Pos.	Years	Nos.	College
Van Raaphorst, Dick	K	1966-67	39	Ohio State
Van Buren, Courtney	T	2003-04	72, 71	Arkansas-Pine Bluff
Van Noy, Kyle	OLB	2002	8	Brigham Young
Vanhorse, Sean	CB	1992-94	25	Howard
Vanover, Tamarick	WR	2002	87	Florida State
Vasquez, Louis	G	2009-12	65	Texas Tech
Vaughn, Cassius	CB	2015	20	Mississippi
Verrett, Jason	CB	2014-17	22	TCU
Vertefeuille, Brian	G	1974	68	Idaho
Vigil, Nick	LB	2020	59	Utah State
Vizcaino, Tristan	K	2021	16	Washington
Vlasic, Mark	QB	1987-88, '90	13	Iowa
Volek, Billy	QB	2006-07, '09-11	7	Fresno State

**W**

Player	Pos.	Years	Nos.	College
Wagner, Bryan	P	1994	9	Cal State-Northridge
Walczak, Mark	TE	1989, '91	81, 88	Arizona
Walker, Derrick	TE	1990-93	89	Michigan
Walker, Jeff	G	1986	72	Memphis
Walker, Reggie	ILB	2013-14	52	Kansas State
Walker, Wayne	WR	1989	80	Texas Tech
Wallace, C.J.	S	2011	26	Washington
Wallace, Henry	CB	1960	45	Pacific
Waller, Ron	RB	1960	27	Maryland
Walters, Bryan	WR	2011	13	Cornell
Walters, Danny	CB	1983-87	23	Arkansas
Walton, J.D.	C	2015	66	Baylor
Ware, Tim	WR	1986-87	81	Southern California
Warren, Jim	CB	1964-65	49	Illinois
Washington, Joe	RB	1977	24	Oklahoma
Washington, Kelley	WR	2010	87	Tennessee
Washington, Russ	L/D/T	1968-82	85, 70	Missouri
Waters, Anthony	LB	2008	53	Clemson
Watkins, Jaylen	S	2019-20	27, 20	Florida
Watkins, Pat	S	2010	26	Florida State
Watt, Chris	G	2014-15	65	Notre Dame
Watt, Derek	FB	2016-19	34	Wisconsin
Watts, Ted	S	1987	28	Texas Tech
Webb, Jimmy	DT	1981	61	Mississippi State
Webb Jr., Mark	DB	2021	29	Georgia
Weddle, Eric	S	2007-15	32	Utah
Welker, Wes	WR	2004	83	Texas Tech
Wells, Reggie	T	2012	74	Clarion
Wells, Robert	T	1968-70	77	Johnson C. Smith (N.C.)
Wenzel, Ralph	G	1972-73	54, 62	San Diego State
Wersching, Ray	K	1973-76	15, 6	California
West, Jeff	P	1976-79	80, 8	Cincinnati
Westmoreland, Dick	CB	1963-65	25	A&T College of North Carolina
Whalen, Griff	WR	2016	83	Stanford
Wheeler, Dwight	G	1987	71	Tennessee State
Whelihan, Craig	QB	1997-98	5	Pacific
White, Andre	TE	1968	87	Florida A&M
White, Ed	G	1978-85	67	California
White, Kyzir	LB	2018-21	44	West Virginia
White, Lee	RB	1972	38	Weber State
White, Ray	LB	1971-72	52, 56	Syracuse
White, Reggie	DT	1992-94	90	North Carolina A&T
Whitehead, Bud	S	1961-68	47	Florida State
Whitehurst, Charlie	QB	2006, '13	6	Clemson
Whitley, Curtis	C	1992-94	64	Clemson
Whitman, Josh	TE	2001	84	Illinois
Whitmyer, Nat	CB	1966	41	Washington
Whittaker, Fozzy	RB	2013	34	Texas
Wiggins, Kenny	G/T	2014-17	79	Fresno State
Wilcher, Mike	LB	1991	90	North Carolina
Wiley, Marcellus	DE	2001-03	75	Columbia
Wilhelm, Matt	LB	2003-08	56, 57	Ohio State
Wilkerson, Doug	G	1971-84	63	North Carolina College
Williams, Al	WR	1987	84	Nevada
Williams, Andre	RB	2016-17	44	Boston College
Williams, Clarence	RB	1977-81	40	South Carolina
Williams, Dave	WR	1972-73	84	Washington
Williams, Demorris	LB	2012	58	Nebraska
Williams, Eric	LB	1984	92	Southern California
Williams, Gerome	S	1997-98	23	Houston
Williams, Henry	CB	1983	45	San Diego State
Williams, Jamal	DT	1998-2009	76	Oklahoma State
Williams, Jeff	T	1981	72	Rhode Island
Williams, Jerrol	OLB	1993	57	Purdue
Williams, Lee	DE	1984-90	99	Bethune-Cookman
Williams, Lester	NT	1986	96	Miami
Williams, Mike	WR	2017-22	81	Clemson
Williams, Mike	CB	1975-82	20, 29	Louisiana State
Williams, Sam	DB	1974-75	47	California
Williams, Sammy	T	2002	79	Oklahoma
Williams, Steve	CB	2014-16	23, 41	California

Player	Pos.	Years	Nos.	College
Williams, Sylvester	DT	2019	96	North Carolina
Williams, Tom	DT	1970-71	87	UC Davis
Williams, Tourek	OLB	2013-14, '16	58	Florida International
Williams, Trevor	CB	2016-18	42, 24	Penn State
Williams, Tyrell	WR	2015-18	16	Western Oregon
Wilson, Earl	DE	1985-87	93	Kentucky
Wilson, Jerry	S	2002-05	20, 24	Southern (La.)
Wilson, Jimmy	S	2015	27	Montana
Wilson, Karl	DE	1987-88	72	Louisiana State
Wilson, Kion	LB	2010	42	South Florida
Wilson, Kris	TE	2008-10	88	Pittsburgh
Wilson, Kyle	LB	2018	56	Arkansas State
Wilson, Walter	WR	1990	84	East Carolina
Windt, Mike	LS	2010-18	47	Cincinnati
Winslow, Kellen	TE	1979-87	80	Missouri
Winter, Blaise	DE	1986-87, '92-94	96	Syracuse
Withrow, Cal	C	1970	57	Kentucky
Withrow, Cory	C	2006-07	65	Washington State
Wojcik, Greg	DT	1972-73, '75	68	Southern California
Womble, Royce	FL	1960	28	North Texas State College
Wood, Dick	QB	1962	17	Auburn
Wood, Mike	K	1979-80	16	Southeast Missouri State
Woods, JT	S	2022	22	Baylor
Woodard, Ken	LB	1988-89	59	Tuskegee Institute
Woodcock, John	DE	1981-82	90	Hawai'i
Woodhead, Danny	RB	2013-16	39	Chadron State
Woods, Don	RB	1974-80	33	New Mexico
Wright, Ernie	T	1960-67, '72	75, 79	Ohio State
Wright, Shareece	CB	2011-14	29	Southern California
Wyatt, Kevin	CB	1986	30	Arkansas
Wynn, Jarius	DE	2013	99	Georgia

## Y

Player	Pos.	Years	Nos.	College
Young, Andre	S	1982-84	49	Louisiana Tech
Young, Duane	TE	1991-95	87	Michigan State
Young, Glen	LB	1995-96	59	Syracuse
Young, Lonnie	S	1984	43	Michigan State
Young, Rickey	RB	1975-77	34	Jackson State
Young, Wilbur	DE/DT	1978-82	99	William Penn

## Z

Player	Pos.	Years	Nos.	College
Zachary, Ken	RB	1987	33	Oklahoma State
Zandofsky, Mike	G	1990-93	70	Washington
Zeman, Bob	S	1960-61, '65-66	34	Wisconsin

# ALL-TIME COLLEGES

Abilene Christian	3	Heidelberg	1	Occidental	2	Wake Forest	5
Akron	1	Henderson State	2	Ohio State	21	Washington	18
Alabama	11	Hofstra	1	Oklahoma	17	Washington State	13
Alabama-Birmingham	2	Houston	10	Oklahoma State	13	Weber State	7
Albany	1	Howard	1	Old Dominion	1	West Alabama <sup>26</sup>	1
Alcorn State <sup>1</sup>	4	Idaho	5	Oregon	12	West Chester <sup>27</sup>	1
American International (Mass.)	1	Idaho State	1	Oregon State	7	West Georgia	2
Appalachian State	1	Illinois	12	Oregon Tech	1	West Texas A&M <sup>28</sup>	3
Arizona	12	Illinois State	3	Pacific	3	West Virginia	6
Arizona State	15	Indiana	8	Penn State	16	Western Carolina	2
Arkansas	15	Indiana (Pa.)	1	Pittsburgh	9	Western Illinois	4
Arkansas-Pine Bluff <sup>2</sup>	3	Indiana State	2	Portland State	2	Western Kentucky	2
Arkansas State	5	Iowa	15	Princeton	2	Western Michigan	2
Arkansas Tech	1	Iowa State	5	Purdue	13	Western Ontario (Canada)	1
Army	1	Jackson State	7	Regina (Canada)	1	Western Oregon	1
Auburn	22	Jacksonville	1	Rhode Island	1	Western Colorado <sup>29</sup>	2
Austin Peay State	1	Jacksonville State (Ala.)	3	Rice	6	Western Washington	2
Baylor	9	Johnson C. Smith (N.C.)	3	Richmond	2	Wichita State	2
Bethune-Cookman	2	Kansas	11	Robert Morris	1	Widener <sup>30</sup>	1
Bloomsburg (Pa.)	2	Kansas State	13	Rutgers	5	William & Mary	4
Boise State	3	Kent State	3	Sacramento State	1	William Penn	1
Boston College	10	Kentucky	7	Saginaw Valley State <sup>17</sup>	1	Williams (Mass.)	1
Boston University	2	Lakeland	1	Sam Houston State	1	Winston-Salem State	4
Bowling Green State	2	Lamar (Texas)	1	San Diego	1	Wisconsin	17
Brigham Young	8	Lambuth (Tenn.)	1	San Diego State	38	Wyoming	8
Buffalo	3	Lane (Tenn.)	1	San Francisco State	1	Youngstown State	2
Cal Lutheran	2	Liberty	2	San Jose State <sup>18</sup>	9		
Cal Poly	2	Lincoln (Mo.)	1	Santa Clara	2	<sup>1</sup> —Known as Alcorn A&M from 1878-1973	
Cal Poly-Pomona	2	Lindenwood	1	Sioux Falls	1	<sup>2</sup> —Known as Arkansas AM&N from 1927-72	
Cal State-Northridge	1	Long Beach State	10	Sonoma State (Calif.)	1	<sup>3</sup> —Known as Los Angeles State from 1947-64	
Cal State-Sacramento	1	Louisiana-Lafayette <sup>9</sup>	2	South Alabama	1	<sup>4</sup> —Known as Clark College from 1869-1987	
Cal State Fullerton	2	Louisiana-Monroe <sup>10</sup>	3	South Carolina	11	<sup>5</sup> —Known as Central Florida Community College from 1971-2010	
Cal State LA <sup>3</sup>	3	Louisiana State	23	South Carolina State	4	<sup>6</sup> —Known as Mesa College from 1937-87 and Mesa State College from 1988-2011	
California	23	Louisiana Tech	3	South Dakota State	2	<sup>7</sup> —Known as East Central Oklahoma State from 1974-85	
Carthage (Wis.)	1	Louisville	4	South Florida	2	<sup>8</sup> —Known as Grambling College from 1946-73	
Central Florida	2	Maine	1	Southeast Missouri State	1	<sup>9</sup> —Known as Southwestern Louisiana from 1960-98	
Central Michigan	2	Marshall	4	Southeastern Louisiana	2	<sup>10</sup> —Known as Northeast Louisiana from 1969-98	
Chadron State	1	Maryland	10	Southern (La.)	5	<sup>11</sup> —Known as Maryland State College from 1948-69	
Cincinnati	7	Maryland-Eastern Shore <sup>11</sup>	1	Southern California	40	<sup>12</sup> —Known as Memphis State from 1967-94	
Clarion	1	McMurry (Texas)	1	Southern Connecticut State	1	<sup>13</sup> —Known as Omaha from 1908-68	
Clark Atlanta <sup>4</sup>	2	McNeese State (La.)	3	Southern Illinois	2	<sup>14</sup> —Known as A&T College of North Carolina from 1957-67	
Clemson	14	Memphis <sup>12</sup>	9	Southern Methodist	7	<sup>15</sup> —Known as North Carolina College from 1947-69	
Coastal Carolina	2	Miami	16	Southern Mississippi <sup>19</sup>	3	<sup>16</sup> —Known as North Texas State from 1961-88	
Colgate	1	Miami (Ohio)	4	Southern Utah	1	and North Texas State College from 1949-61	
College of Central Florida <sup>5</sup>	1	Michigan	12	Stanford	14	<sup>17</sup> —Known as Saginaw Valley State College from 1974-87	
Colorado	9	Michigan State	16	Stephen F. Austin	3	<sup>18</sup> —Known as San Jose State College from 1935-72	
Colorado Mesa <sup>6</sup>	2	Millersville (Pa.)	1	Stetson	3	<sup>19</sup> —Known as Mississippi Southern College from 1940-62	
Colorado State	7	Minnesota	7	Syracuse	18	<sup>20</sup> —Known as Tennessee A&I State from 1925-68	
Colorado State-Pueblo	1	Mississippi	12	TCU	9	<sup>21</sup> —Known as East Texas State from 1965-96	
Columbia	2	Mississippi State	6	Temple	4	<sup>22</sup> —Known as Texas A&I from 1929-92	
Compton College	1	Mississippi Valley State	1	Tennessee	20	<sup>23</sup> —Known as Southwest Texas State from 1969-2002 and Texas State-San Marcos from 2003-12	
Concordia (Canada)	1	Missouri	9	Tennessee-Chattanooga	2	<sup>24</sup> —Known as Tuskegee Institute from 1937-84	
Connecticut	4	Montana	1	Tennessee State <sup>20</sup>	7	<sup>25</sup> —Known as Texas Western College from 1949-67	
Cornell	2	Montana State	2	Tennessee Tech	1	<sup>26</sup> —Known as Livingston from 1967-95	
Dartmouth	1	Mount Union	1	Texas	13	<sup>27</sup> —Known as West Chester State College from 1960-83	
Dayton	2	Mt. San Antonio	1	Texas A&M	15	<sup>28</sup> —Known as West Texas State from 1949-90	
Delaware	2	Navy	1	Texas A&M-Commerce <sup>21</sup>	1	<sup>29</sup> —Known as Western State College of Colorado from 1923-2011 and Western State Colorado from 2012-17	
Drake	1	Nebraska	20	Texas A&M-Kingsville <sup>22</sup>	3	<sup>30</sup> —Known as Penn Military College from 1892-1971	
Duke	4	Nebraska-Omaha <sup>13</sup>	3	Texas College	5		
East Carolina	3	Nevada	5	Texas Southern	5		
East Central <sup>7</sup>	1	Nevada-Las Vegas	7	Texas State <sup>23</sup>	3		
Eastern Kentucky	2	New Hampshire	2	Texas Tech	9		
Eastern Michigan	1	New Haven	2	The Citadel	3		
Eastern Washington	2	New Mexico	4	Toledo	2		
Emporia State	1	New Mexico State	7	Trinity (Texas)	1		
Fayetteville State	1	Norfolk State	4	Troy	2		
Findlay	1	North Alabama	1	Tulane	4		
Florida	15	North Carolina	15	Tulsa	4		
Florida A&M	5	North Carolina A&T <sup>14</sup>	5	Tuskegee <sup>24</sup>	2		
Florida International	2	North Carolina Central <sup>15</sup>	5	UCLA	17		
Florida State	23	North Carolina State	13	UC Davis	4		
Fort Hays State	1	North Central Illinois	1	U.S. International (Calif.)	1		
Fresno State	17	North Dakota State	4	Utah	9		
Furman	1	North Texas <sup>16</sup>	5	Utah State	7		
Georgia	15	Northern Arizona	2	UTEP <sup>25</sup>	3		
Georgia Southern	1	Northern Colorado	1	UT Martin	1		
Georgia Tech	9	Northern Illinois	3	Vanderbilt	4		
Grambling <sup>8</sup>	14	Northern Iowa	2	Villanova	2		
Hampton (Va.)	2	Northwestern	8	Virginia	13		
Harvard	1	Notre Dame	20	Virginia Tech	9		
Hawaii	9	NW Oklahoma State	1	Virginia Union	1		

COMMUNITY

FRONT OFFICE

VETERANS

DRAFT PICKS & FREE AGENTS

2022 IN REVIEW

ALL-TIME COLLEGES

GENERAL INFORMATION

# ALL-TIME NUMERICAL ROSTER

\*Player Wore Multiple Numbers with Chargers | †Uniform Number Retired

## 1

Years Worn	Player	Pos.	College
1984	Benny Ricardo	K	San Diego State
1993	Kent Sullivan	P	Cal Lutheran
2014	Mat McBriar	P	Hawaii
2019-21	Ty Long	P	Alabama-Birmingham
2022	DeAndre Carter	WR	Sacramento State

## 2

Years Worn	Player	Pos.	College
1985-88	Ralf Mojsiejenko	P/K	Michigan State
1995-2003	Darren Bennett	P	—
2015-16	Josh Lambo	K	Texas A&M
2020	Easton Stick	QB	North Dakota State

## 3

Years Worn	Player	Pos.	College
1960, '64	Ben Agajanian	K	New Mexico
1989	Chris Bahr	K	Penn State
1990-2000	John Carney	K	Notre Dame
2010	Kris Brown	K	Nebraska
2018	Geno Smith	QB	West Virginia
2019	Chase McLaughlin	K	Illinois
2022	Derwin James Jr.*	S	Florida State

## 4

Years Worn	Player	Pos.	College
1981	George Roberts	P	Virginia Tech
1987	Jeff Gaffney	K	Virginia
1999-2000	Jim Harbaugh	QB	Michigan
2018-20	Michael Badgley	QB	Miami
2021-22	Chase Daniel	QB	Missouri

## 5

Years Worn	Player	Pos.	College
1989	Lewis Colbert	P	Auburn
1997-98	Craig Whelihan	QB	Pacific
2001-02	Wade Richey	K	Louisiana State
2003-15	Mike Scifres	P	Western Illinois
2017	Travis Coons	K	Washington
2018	Donnie Jones	P	Louisiana State
2019-20	Tyrod Taylor	QB	Virginia Tech
2021-22	Joshua Palmer	WR	Tennessee

## 6

Years Worn	Player	Pos.	College
1976	Ray Wersching*	K	California
1977-86	Rolf Benirschke	K	UC Davis
1988	Steve DeLine	K	Colorado State
2001	Nate Turner	WR	UNLV
2006, '13	Charlie Whitehurst	QB	Clemson
2017	Nick Rose	K	Texas
2018	Caleb Sturgis	K	Florida
2021-22	Dustin Hopkins	K	Florida State

## 7

Years Worn	Player	Pos.	College
1975	Virgil Carter	QB	Brigham Young
1976	Eddie Bell	WR	Idaho State
1987	Rick Neuheisel	QB	UCLA
1990	Fuad Revezil	K	Tennessee
1997	Greg Davis	K	The Citadel
1982-84	Mauri Buford	P	Texas Tech
1986	Bruce Mathison*	QB	Nebraska
2001-04	Doug Flutie	QB	Boston College
2006-07, '09-11	Billy Volek	QB	Fresno State
2021	Andre Roberts	WR	The Citadel
2022	Gerald Everett	TE	South Alabama

## 8

Years Worn	Player	Pos.	College
1979	Jeff West*	P	Cincinnati
1987	Joe Prokop	P	Cal Poly-Pomona
1989	Hank Ilesic	P	—
1996	Sean Salisbury	QB	Southern California
2001-03	Steve Christie	K	William & Mary
2016-18	Drew Kaser	P	Texas A&M
2022	Kyle Van Noy	OLB	Brigham Young

## 9

Years Worn	Player	Pos.	College
1979	Roy Gerela	K	New Mexico State
1985-87	Mark Herrmann	QB	Purdue
1989	Jim McMahon	QB	Brigham Young
1994	Bryan Wagner	P	Cal State-Northridge
2001-05	Drew Brees	QB	Purdue
2011-14, '17	Nick Novak	K	Maryland
2017	Younghee Koo	K	Georgia Southern
2021-22	Kenneth Murray Jr.*	LB	Oklahoma

## 10

Years Worn	Player	Pos.	College
1972	Bill McClard	K	Arkansas
1975	Bobby Douglass	QB	Kansas
1976	Mitch Hoopes	P	Arizona
1977-79	Cliff Olander	QB	New Mexico State
1987	Mike Kelley	QB	Georgia Tech
1987-88	Vince Abbott	K	Cal State Fullerton
1990-94	John Kidd	P	Northwestern
2003	Dondre Gilliam	WR	Millersville (Pa.)
2004-12	Nate Kaeding	K	Iowa
2013	Lavelle Hawkins	WR	California
2014-17	Kellen Clemens	QB	Oregon
2020-22	Justin Herbert	QB	Oregon

## 11

Years Worn	Player	Pos.	College
1980-84	Ed Luther	QB	San Jose State
1989-90	Billy Joe Tolliver	QB	Texas Tech
1997	Jim Everett	QB	Purdue
2003	Micha Ross*	WR	Jacksonville
2008-10	Legedu Naanee*	WR	Boise State
2012-14	Eddie Royal	WR	Virginia Tech
2015	Stevie Johnson	WR	Kentucky
2017-19	Jeremy Davis*	WR	Connecticut
2020-22	Jason Moore Jr.*	WR	Findlay

## 12

Years Worn	Player	Pos.	College
1977-79	James Harris	QB	Grambling
1983-84	Bruce Mathison*	QB	Nebraska
1986	Tom Flick	QB	Washington
1988	Babe Laufenberg	QB	Indiana
1992-97	Stan Humphries	QB	NE Louisiana
1999	Erik Kramer	QB	North Carolina State
2010-11	Patrick Crayton	WR	NW Oklahoma St.
2012	Robert Meachem	WR	Tennessee
2015	Jacoby Jones	WR/KR	Lane (Tenn.)
2016-19	Travis Benjamin	WR	Miami
2020	Joe Reed	WR	Virginia
2022	Taylor Bertolet	K	Texas A&M

## 13

Years Worn	Player	Pos.	College
1965-66	Steve Tensi	QB	Florida State
1970-73	Wayne Clark	QB	U.S. International (Calif.)
1974	Don Horn	QB	San Diego State
1987-88, '90	Mark Vlasic	QB	Iowa
1992	Brian Brennan	QB	Boston College
1994-95	Gale Gilbert	WR	California
1999-2000	Moses Moreno	QB	Colorado State
2004	Malcolm Floyd*	WR	Wyoming
2011	Bryan Walters	WR	Cornell
2012	Seyi Ajirotutu*	WR	Fresno State
2013-22	Keenan Allen	WR	California

## 14†

Years Worn	Player	Pos.	College
1969-71	Marty Domres	QB	Columbia
1973-87	Dan Fouts	QB	Oregon

\*Retired for Fouts in 1988.

COMMUNITY

FRONT OFFICE

VETERANS

DRAFT PICKS  
& FREE AGENTS

2022 IN  
REVIEW

ALL-TIME  
CHARGERS

GENERAL  
INFORMATION

## 15

Years Worn	Player	Pos.	College
1960-62	Jack Kemp	QB	Occidental
1965	Don Breaux	QB	McNeese State (La.)
1966	Dan Henning	QB	William & Mary
1968	Jon Brittenum	QB	Arkansas
1969	Pete Mikolajewski	QB	Kent State
1970	Mike Mercer	K	Arizona State
1973-75	Ray Werschling*	K	California
1976	Toni Fritsch	K	—
1989	David Archer	QB	Iowa State
1997	Todd Philcox	QB	Syracuse
2010-12	Richard Goodman	WR	Florida State
2014-17, '19	Dontrelle Inman	WR	Virginia
2019-22	Jalen Guyton	WR	North Texas
2022	Cameron Dicker	K	Texas

## 16

Years Worn	Player	Pos.	College
1962	Val Keckin	QB	Mississippi Southern College
1976	Clint Longley	QB	Ablene Christian
1979-80	Mike Wood	K	Southeast Missouri State
1985	Bob Thomas	K	Notre Dame
1988	Mark Malone	QB	Arizona State
1991-92	Bob Gagliano	QB	Utah State
1998-2000	Ryan Leaf	QB	Washington State
2007	Dave Rayner	K	Michigan State
2010	Gary Banks	WR	Troy
2013-14	Seyi Ajirrotutu*	WR	Fresno State
2015-18	Tyrell Williams	WR	Western Oregon
2019	Andre Patton	WR	Rutgers
2021	Tristan Vizcaino	K	Washington
2022	JK Scott	P	Alabama

## 17

Years Worn	Player	Pos.	College
1960-61	Bob Laraba	QB/LB	Texas Western College
1961	Hunter Enis	QB	TCU
1962	Dick Wood	QB	Auburn
1974-75	Jesse Freitas	QB	San Diego State
1980	Rick Partridge	P	Utah
1990-91, '93	John Friesz	QB	Idaho
1996	Charlie Jones*	WR	Fresno State
2002	James Tuthill	K	Cal Poly
2004-19	Philip Rivers	QB	North Carolina State

## 18

Years Worn	Player	Pos.	College
1963-64	Tobin Rote	QB	Rice
1967	Kay Stephenson	QB	Florida
1976-86	Charlie Joiner	WR	Grambling

## 19†

Years Worn	Player	Pos.	College
1960	Bobby Clatterbuck	QB	Houston
1962-70	Lance Alworth*	FL	Arkansas
1973	Johnny Unitas	QB	Louisville
1976	Neal Jeffrey	QB	Baylor
1977	Bill Munson	QB	Utah State
1992	Johnnie Barnes*	WR	Hampton (Va.)

\*Retired for Alworth in 2005.

## 20

Years Worn	Player	Pos.	College
1960	Fred Ford	RB	Cal Poly-Pomona
1960	Jesse Thomas	S	Michigan State
1962-64	Gerry McDougall	FB	UCLA
1965-66	Miller Farr	CB	Wichita State
1967-70	Russ Smith	RB	Miami
1971-73	Mike Garrett*	RB	Southern California
1975-76	Mike Williams*	CB	Louisiana State
1977-78	Johnny Rodgers	WR	Nebraska
1983-84	Reuben Henderson	CB	San Diego State
1985-86	Wayne Davis	CB	Indiana State
1987-88	Barry Redden	RB	Richmond
1989-90	Darrin Nelson	RB	Stanford
1991	Chris Samuels	RB	Texas
1993-95, '98-99	Natrone Means	RB	North Carolina
1997, 2000	Mike Dumas*	S	Indiana
2002-04	Jerry Wilson*	S	Southern (La.)
2006-07	Marlon McCree	S	Kentucky
2008-12	Antoine Carson	CB	Arizona
2013	Crezdon Butler	CB	Clemson
2014	Chris Davis	CB	Auburn
2015	Cassius Vaughn	CB	Mississippi
2016	Dwight Lowery	FS	San Jose State
2017-20	Desmond King II	DB	Iowa
2020	Jaylen Watkins*	S	Florida
2021	Tevaughn Campbell*	CB	Regina (Canada)
2022	Sony Michel	RB	Georgia

## 21†

Years Worn	Player	Pos.	College
1962-72	John Hadl	QB	Kansas
1974-75	Glen Bonner	RB	Washington
1977	Clarence Duren	S	California
1981-83	James Brooks	RB	Auburn
1984-86	Buford McGee	RB	Mississippi
1989	Phil McConkey	WR/PR	Navy
1993-94, '96	Darrien Gordon	CB	Stanford
1997	Eric Metcalf	WR/KR	Texas
1998-2000	Scott Turner*	CB	Illinois
2001-09	LaDainian Tomlinson	RB	TCU

†Retired for Tomlinson in 2015.

## 22

Years Worn	Player	Pos.	College
1961-66	Keith Lincoln*	RB	Washington State
1967-70	Dickie Post	RB	Houston
1976	Tom Hayes	CB	San Diego State
1979-80	Mike Thomas	RB	UNLV
1983-92	Gill Byrd	CB	San Jose State
1995	Rodney Culver*	RB	Notre Dame
1997	Dorian Brew	CB	Kansas
1998-99	Jimmy Spencer	CB	Florida
2000	Tim Denton	CB	Sam Houston State
2001	Lloyd Harrison	CB	North Carolina State
2003-05	Sammy Davis	CB	Texas A&M
2008-11	Jacob Hester	FB	Louisiana State
2012	Chris Carr	CB/KR	Boise State
2013	Derek Cox	CB	William & Mary
2014-17	Jason Verrett	CB	TCU
2019-21	Justin Jackson*	RB	Northwestern
2022	JT Woods	S	Baylor

## 23

Years Worn	Player	Pos.	College
1960-68	Paul Lowe	RB	Oregon State
1971	Mike Montgomery	RB	Kansas State
1972	Ray Jones	CB	Southern (La.)
1974	George Hoey	S	Michigan
1975	Charlie Smith	RB	Utah
1976	Mercury Morris	RB	West Texas State
1981	Irvin Phillips	CB	Arkansas Tech
1983-87	Danny Walters	CB	Arkansas
1988-89	Roy Bennett	CB	Jackson State
1990-91	Anthony Shelton	CB	Tennessee State
1995	Shaun Gayle	SS	Ohio State
1997-98	Gerome Williams	S	Houston
2000	DeRon Jenkins	CB	Tennessee
2002-12	Tenning Jammer	CB	Texas
2013	Ronnie Brown*	RB	Auburn
2014-15	Steve Williams*	CB	California
2016-17	Dexter McCoil	S	Tulsa
2018-20	Rayshawn Jenkins*	S	Miami
2021	Ryan Smith	CB	North Carolina Central
2022	Bryce Callahan	CB	Rice

## 24

Years Worn	Player	Pos.	College
1961	Luther Hayes	E	Southern California
1962	Lance Alworth*	FL	Arkansas
1963-64	Keith Kinderman	FB	Florida State
1965	Jack Jacobson	DB	Oklahoma State
1967-74	Bob Howard	CB	San Diego State
1977	Joe Washington	RB	Oklahoma
1979	Artie Owens*	RB	West Virginia
1982-85	Mies McPherson	S	New Haven
1986	Ken Taylor	CB	Oregon State
1987	Anthony Anderson	S	Grambling
1988	Kevin Scott	RB	Stanford
1989-90	Lester Lyles	SS	Virginia
1991-94	Stanley Richard	FS	Texas
1995-96	Aaron Hayden	RB	Tennessee
1999-2000	Fakhir Brown	CB	Grambling
2001	Glyn Milburn	RB	Stanford
2002-04	Jesse Chatman	RB	Eastern Washington
2005	Jerry Wilson*	S	Southern (La.)
2006-08	Cletis Gordon	CB	Jackson State
2009	Dante Hughes	CB	California
2010-14	Ryan Mathews	RB	Fresno State
2015-16	Brandon Flowers*	CB	Virginia Tech
2017-18	Trevor Williams*	CB	Penn State
2019	Shalom Luani	S	Washington State
2020-22	Nasir Addeley*	S	Delaware



## 25

Years Worn	Player	Pos.	College
1961-62	Claude Gibson	CB	North Carolina State
1963-65	Dick Westmoreland	CB	A&T College of North Carolina
1967	Steve Newell	WR	Long Beach State
1968	Dick Speights	DB	Wyoming
1970	Mike Garrett*	RB	Southern California
1971-74	Jerry LeVias	WR	Southern Methodist
1975	Maurice Tyler	S	Morgan State
1980-83	John Cappelletti	RB	Penn State
1984	Wayne Morris	RB	Southern Methodics
1986-90	Vencie Glenn	FS	Indiana State
1992-94	Sean Vanhorse	CB	Howard
1997	Paul Bradford	CB	Portland State
1999-2000	Reggie Rusk	S	Kentucky
2001-02	Alex Molden	CB	Oregon
2004-05	Jamar Fletcher	CB	Wisconsin
2006	Antonio Cromartie*	CB	Florida State
2009	Kevin Ellison	SS	Southern California
2010-16	Darrell Stuckey	S	Kansas
2017	Rayshawn Jenkins*	S	Miami
2019	Melvin Gordon III*	RB	Wisconsin
2020-21	Chris Harris Jr.	CB	Kansas
2022	Joshua Kelley*	RB	UCLA

## 26

Years Worn	Player	Pos.	College
1960	Jimmy Sears	S	Southern California
1961	Bo Roberson	FL	Cornell
1962	Bert Coan	HB	Kansas
1965	Kern Carson	HB	San Diego State
1967-70	Brad Hubbard	RB	Arizona
1973	Clint Jones	RB	Michigan State
1975	Dave Atkins	RB	UTEP
1978-79	Lydell Mitchell	RB	Penn State
1980	Bernard Jackson	S	Washington State
1982	Donald Dykes	CB	Southeastern Louisiana
1984-88	Lionel James	RB/KR	Auburn
1989	Darryl Usher	WR/KR	Illinois
1990	Sam Lilly	CB	Georgia Tech
1991-93	Floyd Fields	S	Arizona State
1995	Bo Orlando	FS	West Virginia
1999-2000	Darryll Lewis	CB	Arizona
2009	Simeon Castille	CB	Alabama
2010	Pat Watkins	S	Florida State
2011	C.J. Wallace	S	Washington
2012	Atari Bigby	S	Central Florida
2013	Johnny Patrick	CB	Louisville
2014	Brandon Flowers*	CB	Virginia Tech
2015	Patrick Robinson	CB	Florida State
2016-20	Casey Hayward Jr.	CB	Vanderbilt
2021-22	Asante Samuel Jr.	CB	Florida State

## 27

Years Worn	Player	Pos.	College
1960	Ron Waller	RB	Maryland
1960-64	Charlie McNeil	CB	Compton JC
1966-76	Gary Garrison	WR	San Diego State
1978-81	Glen Edwards	FS	Florida A&M
1982	Jeff Allen	CB	UC Davis
1984	John Turner	S	Miami
1985	Ronnie O'Bar	CB	Brigham Young
1986-87	Daniel Hunter	CB	Henderson State
1989	Victor Floyd	RB	Florida State
1990-93	Donald Frank	CB	Winston-Salem State
1997	Michael Swift	CB	Austin Peay State
1998-99	Charles Dimry	CB	UNLV
2000	Tony Darden	CB	Texas Tech
2001-03	Tay Cody	CB	Florida State
2004	Jerrell Pippens*	S	Nebraska
2005-06	Bhawoh Jue	FS	Penn State
2008-11	Paul Oliver	S	Georgia
2014	Adrian Phillips*	S	Texas
2015	Brandian Ross	S	Youngstown State
2015	Jimmy Wilson	S	Montana
2016	Kenneth Farrow	RB	Houston
2019	Jaylen Watkins*	S	Florida
2020-21	Joshua Kelley*	RB	UCLA
2022	J.C. Jackson	CB	Maryland

## 28

Years Worn	Player	Pos.	College
1960	Royce Womble	FL	North Texas State College
1964	Mario Mendez	HB	San Diego State
1971-72	Chuck Dicus	WR	Arkansas
1973	Willie McGee	WR/KR	Alcorn A&M
1979-82	Willie Buchanan	CB	San Diego State
1983-84	Ken Greene	S	Washington State
1985	David Croudip	CB	San Diego State
1985	Jim Rockford	CB	Oklahoma
1987	Mike Hudson	S	Oklahoma State
1987	Ted Watts	S	Texas Tech
1989	Elliot Smith	CB	Alcorn State
1990-91	Donnie Elder	CB	Memphis State
1994-98	Dwayne Harper	CB	South Carolina State
2000-02	Ronney Jenkins	RB/KR	Northern Arizona
2005	Jerrell Pippens*	S	Nebraska
2006-11	Steve Gregory	DB	Syracuse
2012	Brandon Taylor	S	Louisiana State
2014	Shaun Draughn	RB	North Carolina
2015-18	Melvin Gordon III*	RB	Wisconsin
2019-20	Brandon Facyson*	CB	Virginia Tech
2021	Davontae Harris	CB	Illinois State
2022	Isaiah Spiller	RB	Texas A&M

## 29

Years Worn	Player	Pos.	College
1960	Doyle Nix	CB	Southern Methodist
1962-64	Jerry Robinson	WR	Grambling
1968-75	Dennis Partee	K	Southern Methodist
1977-82	Mike Williams*	CB	Louisiana State
1985	John Hendy	CB	Long Beach State
1987	Charles Romes	CB	North Carolina Central
1990	Joe Fuller	CB	Northern Iowa
1991-94	Darren Carrington	S	Northern Arizona
1995-99	Terrance Shaw	CB	Stephen F. Austin
2000	Armon Hatcher	CB	Oregon State
2001	Scott Turner*	S	Illinois
2003-07	Drayton Florence	CB	Tuskegee
2009	Michael Bennett	RB	Wisconsin
2010	Fred Bennett	CB	South Carolina
2011-14	Sharece Wright	CB	Southern California
2015-18	Craig Mager	DB	Texas State
2018	Jeff Richards	CB	Emporia State
2019	Dontae Johnson	CB	North Carolina State
2020	Quenton Meeks	DB	Stanford
2021	Mark Webb Jr.	DB	Georgia

## 30

Years Worn	Player	Pos.	College
1964-65	Bob Horton	LB	Boston University
1971-73	Bryant Salter	S	Pittsburgh
1975-76	Sam Scarber	RB	New Mexico
1982-83	Bruce Laird	S	American International (Mass.)
1984	Scott Byers	S	Long Beach State
1985	David King	CB	Auburn
1986	Kevin Wyatt	CB	Arkansas
1987	Frank Middleton	RB	Florida A&M
1988-91	Sam Seale	CB	Western State (Colo.)
1992-93	Marquez Pope	DB	Fresno State
2001-02	Robert Carswell	S	Clemson
2003	Andrew Pinnock*	FB	South Carolina
2006	Andre Lott	S	Tennessee
2010	Donald Strickland	CB	Colorado
2012, '14	Ronnie Brown*	RB	Auburn
2015	Matt Daniels	S	Duke State
2017-21	Austin Ekeler	RB	Western State Colorado

## 31

Years Worn	Player	Pos.	College
1968	Keith Lincoln*	RB	Washington State
1969	Ron Sayers	RB	Omaha
1978	Linden King*	LB	Colorado State
1983	Darrell Pattillo	CB/S	Long Beach State
1984	Bill Kay	CB	Purdue
1985	Anthony Corley	RB	Nevada
1987	Jeff Powell	RB	Tennessee
1988-89	Leonard Coleman	S	Vanderbilt
1989-91	Craig McEwen	TE	Utah
1993	Brian Davis	CB	Nebraska
1994-96, '98	Willie Clark	CB	Notre Dame
1999-2001	Jason Perry	S	North Carolina State
2004-05	Hank Milligan	CB	Houston
2007-09	Antonio Cromartie*	S	Florida State
2010	Tyrone Carter	S	Minnesota
2011	Bob Sanders	S	Iowa
2012	Greg Gatson	CB	Arkansas
2013-14	Richard Marshall	CB	Fresno State
2015-19	Adrian Phillips*	S	Texas
2020	Kalen Ballage	RB	Arizona State
2021-22	Nick Niemann	LB	Iowa

## 32

Years Worn	Player	Pos.	College
1965-68	Jim Allison	RB	San Diego State
1971	Billy Parks	WR	Long Beach State
1980	Scott Perry	CB	Williams (Mass.)
1981	Wyatt Henderson	CB	Fresno State
1984	Jewell Thomas	RB	San Jose State
1985	Terry Lewis	CB	Michigan State
1986	Donald Brown	CB	Maryland
1987	Todd Spencer	RB	Southern California
1989-90	Michael Brooks	FS	North Carolina State
1991-94	Eric Bieniemy	RB	Colorado
1997, 2000	Robert Chancey	RB	—
2002-03	Kevin House	CB	South Carolina
2007-15	Eric Weddle	S	Utah
2017	Branden Oliver*	RB	Buffalo
2018	Justin Jackson*	RB	Northwestern
2019	Nasir Adderley*	S	Delaware
2020-22	Alohi Gilman	S	Notre Dame

## 33

Years Worn	Player	Pos.	College
1960	Blanche Martin	FB	Michigan State
1962	Fred Gillett	HB	Los Angeles State
1964-69	Kenny Graham	S	Washington State
1974-80	Don Woods	RB	New Mexico
1984-85	Lucious Smith	CB	Cal State Fullerton
1986	David Martin	CB	Villanova
1986	John Sullivan	SS	California
1987	Ken Zachary	RB	Oklahoma State
1989	Dana Brinson	RB	Nebraska
1990-95	Ronnie Harmon	RB	Iowa
1996	Kevin Bouie	RB	Mississippi State
1997	Gary Brown	RB	Penn State
1998	Dedrick Dodge	S	Florida State
2001-02	Davis Sanchez	CB	Oregon
2004-07	Michael Turner	RB	Northern Illinois
2010-11	Dante Hughes	CB	California
2012-13	Le'Ron McClain	FB	Alabama
2015	Greg Ducre	CB	Washington
2016	Dexter McCluster	RB/KR	Mississippi
2017	Tre Boston	S	North Carolina
2018-19, '21	Derwin James Jr.*	S	Florida State
2022	Deane Leonard	DB	Mississippi

## 34

Years Worn	Player	Pos.	College
1960-61, '65-66	Bob Zeman	S	Wisconsin
1972	Oscar Dragon	RB	Arizona State
1975-77	Rickey Young	RB	Jackson State
1980	LaRue Harrington	RB	Norfolk State
1987-89	Elvis Patterson	CB	Kansas
1990-94	Steve Hendrickson	HB/LB	California
1997	Aaron Craver	RB	Fresno State
1998-99	Tremayne Stephens	RB	North Carolina State
2003	Tony Okanlawon	CB	Maryland
2004-07	Andrew Pinnock*	FB	South Carolina
2010	Billy Latsko	FB	Florida
2013	Fozzy Whittaker	RB	Texas
2014-15	Donald Brown	RB	Connecticut
2016-19	Derek Watt	FB	Wisconsin
2020-21	Darius Bradwell	RB	Tulane
2022	Larry Rountree III*	RB	Missouri

## 35

Years Worn	Player	Pos.	College
1960	Bob Garner	CB	Fresno State
1962	Hezekiah Braxton	FB	Virginia Union
1964-65	Herb Travino	K	Texas College
1970-72	Chuck Detwiler	S	Utah State
1973-74	Bob Thomas	RB	Arizona State
1975	Tony Baker	RB	Iowa State
1977-78	Lawrence Barnes	RB	Tennessee State
1987	Martin Sartin	RB	Long Beach State
1989-93	Marion Butts	RB	Florida State
1994	Rodney Culver*	RB	Notre Dame
1996	Freddie Bradley	RB	Sonoma State (Calif.)
1997	Carwell Gardner	FB	Louisville
1999-2000	Jermaine Fazande	RB	Oklahoma
2002	Keith Lyle	FS	Virginia
2003	Leon Johnson	RB	North Carolina
2008-11	Mike Tolbert	FB	Coastal Carolina
2016	Robert McClain	CB	Connecticut
2019-20	Troyaine Pope	RB	Jacksonville State (Ala.)
2021	Larry Rountree III*	RB	Missouri

## 36

Years Worn	Player	Pos.	College
1960-65	Dick Harris	CB	McNeese State (La.)
1967	Frank Marsh	CB	Oregon State
1968-69	Dick Farley	S	Boston University
1971	Eddie Ray	RB	Louisiana State
1987	Mike Davis	SS	Colorado
1990	Joe Mickles	RB	Mississippi
1992	Delton Hall	S	Clemson
1996	Kevin Ross	S	Temple
1998	Lloyd Lee	S	Dartmouth
2002-03	Vernon Fox	SS	Fresno State
2006	Markus Curry	CB	Michigan
2008	Tra Battle	S	Georgia
2010	Quinton Teal	S	Coastal Carolina
2012	Curtis Brinkley*	RB	Syracuse
2015	Dreamius Smith	RB	West Virginia
2016	Ronnie Hillman	RB	San Diego State
2018	Brandon Facyson*	CB	Virginia Tech
2019	Roderic Teader	S	Tulane
2020	Jahleel Addae*	S	Central Michigan
2021	Trey Marshall	DB	Florida State
2022	Ja'Sir Taylor	DB	Wake Forest

## 37

Years Worn	Player	Pos.	College
1960	Howie Ferguson	FB	—
1965-70	Gene Foster	RB	Arizona State
1972-74	Cid Edwards	RB	Tennessee A&I State
1977-82	Hank Bauer	RB	Cal Lutheran
1985-86, '88	Jeff Dale	S	Louisiana State
1990	Terry Orr	HB	Texas
1991-92	Tony Blaylock	CB	Winston-Salem State
1994-2002	Rodney Harrison	S	Western Illinois
2013-18	Jahleel Addae*	S	Central Michigan
2020	Te Vaughn Campbell*	CB	Regina (Canada)
2021-22	Kemon Hall	CB	North Texas

## 38

Years Worn	Player	Pos.	College
1961-70	Jacque MacKinnon	TE	Colgate
1969	Gene Huey	DB	Wyoming
1970	Roland Moss	TE	Toledo
1971	Leon Burns	RB	Long Beach State
1972	Lee White	RB	Weber State
1973	Robert Holmes	RB	Southern (La.)
1974	Tommy Thompson	RB	Southern Illinois
1987	Ed Berry	CB	Utah State
1987	Lou Brock	CB	Southern California
1995-97	David Hendrix	S	Georgia Tech
1998-99	Mike Dumas*	S	Indiana
2004	George Layne	FB	TCU
2011-14	Marcus Gilchrist	DB	Clemson
2016	Trovon Reed	CB	Auburn
2018	Detrez Newsome	RB	Western Carolina
2020	John Brannon III	CB	Western Carolina
2021	Kiondre Thomas	CB	Kansas State

## 39

Years Worn	Player	Pos.	College
1961-64	George Blair	K	Mississippi
1966-67	Dick Van Raaphorst	K	Ohio State
1969-71	Jim Hill	S	Texas A&I
1972-74	Leonard Dunlap	CB	North Texas State
1987	Keyvan Jenkins	RB	UNLV
2013-16	Danny Woodhead	RB	Chadron State
2021	Essang Bassey	CB	Wake Forest

## 40

Years Worn	Player	Pos.	College
1962-63	Bob Jackson	FB	New Mexico State
1966-75	Joe Beauchamp	CB	Iowa State
1977-81	Clarence Williams	RB	South Carolina
1982-83	Jim Jodat	RB	Carthage (Wis.)
1985-88	Gary Anderson	RB	Arkansas
1992-93	James Fuller	S	Portland State
1995-97	Mark Montreuil	CB	Concordia (Canada)
2001	Derrick Harris	FB	Miami
2007	Legedu Naanee*	TE	Boise State
2012	Sean Cattouse	S	California
2016	Pierre Desir	CB	Lindenwood
2017	Chris McCain	DE	California
2019	Chris Peace	DE	Virginia
2020-21	Gabe Nabers	FB	Florida State
2022	Zander Horvath	FB	Purdue

## 41

Years Worn	Player	Pos.	College
1960-61	Charlie Flowers	RB	Mississippi
1966	Nat Whitmyer	CB	Washington
1968	Phil Tuckett	WR	Weber State
1974-79	Bo Matthews	RB	Colorado
1980	Booker Russell	RB	Southwest Texas State
1983-84	Earnest Jackson	RB	Texas A&M
1987	King Simmons	S	Texas Tech
1995-2002	Terrill Fletcher	RB	Wisconsin
2003-07	Lorenzo Neal	FB	Fresno State
2009-10	C.J. Spillman	FS	Marshall
2012	Corey Lynch	S	Appalachian State
2016	Steve Williams*	CB	California
2022	Raheem Layne	S	Indiana

## 42

Years Worn	Player	Pos.	College
1968	Lane Fenner	WR	Florida State
1970	Dave Smith	RB	Utah
1972	Jesse Taylor	RB	Cincinnati
1975-80	Mike Fuller	S	Auburn
1982	Ricky Bell	RB	Southern California
1984	Pete Johnson	FB	Ohio State
1985-88	Curtis Adams	RB	Central Michigan
1996	Leonard Russell	RB	Arizona State
1997-99	Greg Jackson*	S	Louisiana State
2000-02	Rogers Beckett	S	Marshall
2003	Kwamie Lassiter	S	Kansas
2004-09	Clinton Hart	S	Central Florida C.C.
2010	Kion Wilson	LB	South Florida
2012	Kyle Nelson	LS	New Mexico State
2016	Trevor Williams*	CB	Penn State
2018-21	Uchenna Nwosu	OLB	Southern California
2022	Troy Reeder	LB	Delaware

## 43

Years Worn	Player	Pos.	College
1962	Bob Bethune	S	Mississippi State
1963	Gary Glick	S	Colorado State
1966-71, '76	Jim Tolbert	S	Lincoln (Mo.)
1978	Rickey Anderson	RB	South Carolina State
1981-84	Bob Gregor	S	Washington State
1985-90	Tim Spencer	RB	Ohio State
1992	Peter Tuipulotu	RB	Brigham Young
1994	Lonnie Young	S	Michigan State
1997-2000	Kenny Bynum	RB	South Carolina State
2005, '07-10	Darren Sproles	RB/KR	Kansas State
2014-15	Branden Oliver*	RB	Buffalo
2017-22	Michael Davis	CB	Brigham Young

## 44

Years Worn	Player	Pos.	College
1960	Trusse Norris	E	UCLA
1966	John Travis	FB	San Jose State College
1967	Ollie Cordill	WR	Memphis
1969	Richard Trapp	WR	Florida
1970-76	Chris Fletcher	S	Temple
1977-81	Pete Shaw	S	Northwestern
1985	Anthony Steels*	RB	Nebraska
1987-91	Martin Bayless	S	Bowling Green State
1993-96	Eric Castle	FS	Oregon
1997	Eric Pegram	RB	North Texas
1999-2002	Fred McCrary	FB	Mississippi State
2005	Scott McGarrahan	S	New Mexico
2010-11	Curtis Brinkley*	RB	Syracuse
2012	Jackie Battle	RB	Houston
2016-17	Andre Williams	RB	Boston College
2018-21	Kyzir White	LB	West Virginia

## 45

Years Worn	Player	Pos.	College
1960	Henry Wallace	CB	Pacific
1964-70	Leslie "Speedy" Duncan	CB	Jackson State
1972-74	Reggie Berry	S	Long Beach State
1975-80	Hal Stringert	CB	Hawai'i
1981	Doug Beaudoin	S	Minnesota
1983	Henry Williams	CB	San Diego State
1984	Mike Dennis	CB	Wyoming
1984	Johnny Ray Smith	CB	Lamar (Texas)
1987	Anthony Steels*	RB	Nebraska
2002	Joey Goodspeed	FB	Notre Dame
2004	Robb Butler	S	Robert Morris
2016	Asante Cleveland	TE	Miami
2019-20	Cole Mazza	LS	Alabama
2022	Jeremiah Attaochu*	OLB	Georgia Tech

## 46

Years Worn	Player	Pos.	College
1961	Bob Scarpitto	WR	Notre Dame
1972	John Sykes	CB	Morgan State
1974-76	Danny Colbert	RB	Tulsa
1980-84	Chuck Murcia	RB	California
1987	Walter Harris	S	Stanford
1989-90	Joe Caravello	TE	Tulane
1996	Walter Reeves	HB	Auburn
2010	Darry Beckwith	LB	Louisiana State
2016, '18	Chris Landrum	OLB	Jacksonville State (Ala.)
2020	Malik Jefferson	LB	Texas
2021	Ben DeLuca	DB	Charlotte

## 47

Years Worn	Player	Pos.	College
1961-68	Bud Whitehead	S	Florida State
1969-71	Jeff Queen	RB	Morgan State
1974-75	Sam Williams	DB	California
1979-81	Frank Duncan	S	San Francisco State
1983	Sherman Smith	RB	Miami (Ohio)
1987	Darrel Hopper	CB	Southern California
1989	Johnny Thomas	CB	Baylor
1990	Jerry Mays	RB	Georgia Tech
1991	Cedric Mack	CB	Baylor
1995	A.J. Johnson	CB	Southwest Texas State
1995	Ron Middleton	TE	Auburn
2000	Greg Jackson*	S	Louisiana State
2001-02	Ryan McNeil	CB	Miami
2010-18	Mike Windt	LS	Cincinnati
2021	Hunter Kampmoyer	TE	Oregon
2022	Josh Harris	LB	Auburn

## 48

Years Worn	Player	Pos.	College
1969	Larry Rentz	CB	Florida
1973	Ron Smith	S	Wisconsin
1977-80	Jerome Dove	CB	Colorado State
1981	Allan Ellis	CB	UCLA
1982-84	Tim Fox	S	Ohio State
1987	Carl Brazley	DB	Western Kentucky
1988	Pat Miller*	S	Florida
2003-06	Terrence Kiel	S	Texas A&M
2015-19	Nick Dzubnar	LB	Cal Poly
2020	Matt Sokol	TE	Michigan State
2022	Stone Smartt	TE	Old Dominion

## 49

Years Worn	Player	Pos.	College
1964-65	Jim Warren	CB	Illinois
1968	Ken Dyer	WR	Arizona State
1969-70	Rick Eber	WR	Tulsa
1982-84	Andre Young	S	Louisiana Tech
2010	Brandon Moore	LB	Oklahoma
2017	James Onwualu	LB	Notre Dame
2019-22	Drue Tranquill	LB	Notre Dame

## 50

Years Worn	Player	Pos.	College
1960	Ben Donnell	DE	Vanderbilt
1961-69	Chuck Allen	LB	Washington
1970	Jack Protz	LB	Syracuse
1972	Lee Roy Caffee	LB	Texas A&M
1974-79	Don Goode	LB	Kansas
1981-85	Carlos Bradley	LB	Wake Forest
1986-93	Gary Plummer	ILB	California
1987	Mike Humiston	ILB	Weber State
1994-2010	David Binn	LB	California
2013-16	Manti Te'o	LS	Notre Dame
2017-18	Hayes Pullard III	LB	Southern California
2020-21	Cole Christiansen	LB	Army
2022	David Moa	DL	Boise State

## 51

Years Worn	Player	Pos.	College
1960	Rommie Loudt	LB	UCLA
1962	Wayne Frazier	C	Auburn
1965-66	Dick Degen	LB	Long Beach State
1968-70	Bill Lenkaitis	G	Penn State
1972-73	Pete Lazetich*	LB	Stanford
1975	Billy Andrews	LB	Southeastern Louisiana
1976-86	Woodrow Lowe	LB	Alabama
1988-90	Cedric Figaro	ILB	Notre Dame
1993	Terry Crews	LB	Western Michigan
1995	Brandon David*	OLB	Memphis
1996	Joe Cummings	LB	Wyoming
1998-2001	Gerald Dixon	LB	South Carolina
2002-05	Ben Leber	LB	Kansas State
2006-09	Tim Dobbins	LB	Iowa State
2011-12	Takeo Spikes	LB	Auburn
2013	Larry English*	OLB	Northern Illinois
2014	Kevin Reddick	ILB	North Carolina
2015-18	Kyle Emanuel	OLB	North Dakota State
2019-21	Emeke Egbule	OLB	Houston

## 52

Years Worn	Player	Pos.	College
1960-64	Don Rogers	C	South Carolina
1966-67	Paul Lutzke*	C	Pacific
1969	Dan Sartin	DT	Mississippi
1971	Ray White*	LB	Syracuse
1973-74	Jay Douglas	T	Memphis
1975	Bob Stein	LB	Minnesota
1976-84	Ray Preston	LB	Syracuse
1985-86	Mark Fellows	OLB	Montana State
1986-87	Angelo Snipes	OLB	West Georgia
1987	Brian Ingram	LB	Tennessee
1987	Pat Miller*	LB	Florida
1987-88	Jeff Jackson	LB	Auburn
1990	Jeff Mills	LB	Nebraska
1992-93	Sam Anno	LB	Southern California
1995-96	Dwayne Gordon	LB	New Hampshire
1997-98	James Burgess	LB	Miami
1999-2000	John Reeves	LB	Purdue
2001	John Holecek	LB	Illinois
2002-04, '06-07	Carlos Polk*	OLB	Nebraska
2009-12	Larry English*	OLB	Northern Illinois
2013-14	Reggie Walker	ILB	Kansas State
2015-20	Denzel Perryman	LB	Miami
2021	Kyler Fackrell	OLB	Utah State
2022	Khalil Mack	OLB	Buffalo

## 53

Years Worn	Player	Pos.	College
1960	Charlie Brueckman	LB	Pittsburgh
1969	Jim Campbell	LB	West Texas State
1971, '73-74	Mel Rogers	LB	Florida A&M
1974	Chip Myrtle	LB	Maryland
1976-80	Ralph Perretta*	G	Purdue
1975	Drew Mahalic	LB	Notre Dame
1982	Dave Lewis	LB	Southern California
1985	Mike Guendling	OLB	Northwestern
1986	Mike Douglass	OLB	San Diego State
1987	Stacy Price	LB	Arkansas State
1989-96	Courtney Hall	C/G	Rice
1997-99	Michael Hamilton	LB	North Carolina A&T
2000-01	Deon Humphrey	LB	Florida State
2004-05	Steve Foley	LB	Northeast Louisiana
2008	Anthony Waters	LB	Clemson
2009-10	James Holt	LB	Kansas
2011	Darryl Gamble	LB	Georgia
2012	Gary Guyton	LB	Georgia Tech
2013	Terrell Manning	ILB	North Carolina State
2014-15	Kavell Conner	ILB	Clemson
2016	Joshua Perry	LB	Ohio State
2017	Josh Keyes	LB	Boston College
2018-19	Mike Pouncey	C	Florida

## 54

Years Worn	Player	Pos.	College
1960	Ron Botchan	LB	Occidental
1966	Tom Good	LB	Marshall
1968	Paul Lutzke*	C	Pacific
1972	Ralph Wenzel*	G	San Diego State
1973-74	Calr Gersbach	LB	West Chester State College
1975-76	Ed Flanagan	C	Purdue
1978, '80-81	Jim Laslavic	LB	Penn State
1983-92	Billy Ray Smith	LB	Arkansas
1993-94	Doug Miller	LB	South Dakota State
1996-98	Kurt Gouveia	LB	Brigham Young
1999	Eric Hill	LB	Louisiana State
2003-11	Stephen Cooper	LB	Maine
2012-20	Melvin Ingram III	DE	South Carolina
2021	Matt Overton	LS	Western Washington

## 55†

Years Worn	Player	Pos.	College
1962-67	Frank Buncom	LB	Southern California
1971-74	Carl Mauck	C	Southern Illinois
1975	Ken Hutcherson	LB	Livingston (Ala.)
1976-81	Bob Horn	MLB	Oregon State
1983-86	Derrie Nelson	LB	Nebraska
1987	Steve Busick	LB	Southern California
1987	Johnny Taylor	LB	Hawaii†
1989	Jim Collins	LB	Syracuse
1990-2002	Junior Seau	LB	Southern California

†Retired for Seau in 2012.

## 56

Years Worn	Player	Pos.	College
1960-64, '66	Emil Karas	LB	Dayton
1965-66	Steve DeLong*	DT	Tennessee
1968-71	Bob Bruggers	LB	Minnesota
1972	Ray White*	LB	Syracuse
1974	Fred Forsberg	LB	Washington
1975	Mark Markovich*	C	Penn State
1977, '79-82	Bob Rush	C	Memphis
1983	Larry Evans	LB	Mississippi
1984-85	Vince Osby	LB	Illinois
1986-87	Ty Allert	ILB	Texas
1987	Chip Banks	OLB	Southern California
1991	Galand Thaxton	LB	Wyoming
1996-97	Patrick Sapp	LB	Clemson
1998	Steve Tovar*	LB	Ohio State
1999-2002	Oriando Ruff	LB	Furman
2003-04	Matt Wilhelm*	LB	Ohio State
2005-10	Shawne Merriman	LB	Maryland
2011-15	Donald Butler	ILB	Washington
2016-17	Korey Toomer	ILB	Idaho
2018	Emmanuel Ellerbee	LB	Rice
2018	Kyle Wilson	LB	Arkansas State
2020	Kenneth Murray Jr.*	LB	Oklahoma
2022	Morgan Fox	DL	Colorado State-Pueblo

## 57

Years Worn	Player	Pos.	College
1960	Al Bansavage	LB	Southern California
1960	Hubert Bobo	LB	Ohio State
1961	George Belotti	G	Southern California
1963-64	Bob Lane	LB	Baylor
1966	Mike London	LB	Wisconsin
1967-68	Bob Print	LB	Dayton
1970	Cal Withrow	C	Kentucky
1971	Jack Porter	C	Oklahoma
1972	Cal Snowden*	DE	Indiana
1973-75	Floyd Rice	LB	Alcorn A&M
1976-78	Rick Middleton	LB	Ohio State
1979-85	Linden King*	LB	Colorado State
1986-87	Thomas Benson	ILB	Oklahoma
1987	James Johnson	LB	San Diego State
1987-88	Chuck Faucette	ILB	Maryland
1988	Keith Browner	OLB	Southern California
1990-92	Henry Rolling	LB	Nevada
1993	Jerroil Williams	OLB	Purdue
1994-95	Dennis Gibson	LB	Iowa State
1996	Arnold Ale	LB	UCLA
1997	Bobby Houston	LB	North Carolina State
1998	Jon Haskins	LB	Stanford
1998	Marc Raab	LS	Southern California
1999	Tracy Simien	LB	TCU
2001-04	Zeke Moreno	LB	Southern California
2005-08	Matt Wilhelm*	LB	Ohio State
2010	Brandon Lang	LB	Troy
2012	Jonas Mouton	LB	Michigan
2014	Doug Legursky	C	Marshall
2015	Joe Mays	ILB	North Dakota State
2016-19	Jatavis Brown	LB	Akron
2020	Asmar Bilal	LB	Notre Dame
2021-22	Amen Ogbongbemiga	LB	Oklahoma State

## 58

Years Worn	Player	Pos.	College
1966	Doug Cline	LB	Clemson
1968	Tom Erlandson	LB	Washington State
1971	Harris Jones	G	Johnson C. Smith (N.C.)
1973	Mike Stratton	LB	Tennessee
1974	Mike Lee	LB	UNLV
1975-77	Tom Graham	LB	Oregon
1978	Mark Slater	C	Minnesota
1980	Carl McGee	LB	Duke
1982	Dewey Selmon	MLB	Oklahoma
1983-85	Mike Green	LB	Oklahoma State
1987-89	David Brandon*	OLB	Memphis
1991	David Grayson	LB	Fresno State
1992	Kevin Murphy	LB	Oklahoma
1993-99	Lewis Bush	LB	Washington State
2000	Richard Harvey	LB	Tulane
2004-06	Randall Godfrey	LB	Georgia
2008	Derek Smith	LB	Arizona State
2009	Marques Harris*	LB	Southern Utah
2010	Ryan Neill	LS	Rutgers
2010	Cyril Obiozor	LB	Texas A&M
2011	Na'il Diggs	LB	Ohio State
2012	Demorrio Williams	LB	Nebraska
2013-14, '16	Tourek Williams	OLB	Florida International
2017	Nigel Harris	LB	South Florida
2018	Tre'Von Johnson	LB	Weber State
2019	Thomas Davis Sr.	LB	Georgia
2020	B.J. Bello	LB	Illinois State

## 59

Years Worn	Player	Pos.	College
1969-72	Pete Barnes	LB	Southern (La.)
1974	Charles Anthony	LB	Southern California
1975	Frank Tate	LB	North Carolina Central
1979-84	Cliff Thrift	LB	East Central Oklahoma State
1985	Craig Bingham	OLB	Syracuse
1986-87	Andy Hawkins	LB	Texas A&I
1988-89	Ken Woodward	LB	Tuskegee Institute
1991	Greg Clark	LB	Arizona State
1995-96	Glen Young	LB	Syracuse
1997	Toran James	LB	North Carolina A&T
2000	Steve Tovar*	LB	Ohio State
2001	Sam Rogers	LB	Colorado
2002-06	Donnie Edwards	LB	UCLA
2007-10	Brandon Siler	LB	Florida
2011-14	Andrew Gachkar	LB	Missouri
2016	Carlos Fields	LB	Winston-Salem State
2016	Deon King	OLB	Norfolk State
2020	Nick Vigil	LB	Utah State
2022	Derrek Tuszka	OLB	North Dakota State

## 60

Years Worn	Player	Pos.	College
1960	John Kompara	DT	South Carolina
1961, '63	Sam DeLuca*	G	South Carolina
1962	Jack Klotz	DT	Penn Military College
1965-67	Ed Mitchell	G	Southern (La.)
1970-72	Bob Babich	LB	Miami (Ohio)
1978-80	Dan Audick	T	Hawai'i
1982-88	Dennis McKnight	C/G	Drake
1995-97	Greg Engel	C	Illinois
1999	Wilbert Brown	G	Houston
2002-04	Jason Ball	C	New Hampshire
2005	Wes Sims	G	Oklahoma
2011	Ikechuku Ndukwe	G/T	Northwestern
2012	David Molk	C	Michigan
2013	Mike Remmers	T	Oregon State
2014-15	Trevor Robinson	C	Notre Dame

## 61

Years Worn	Player	Pos.	College
1961-62	Ernie Barnes	G	North Carolina College
1963-65	Ernie Park	G	McMurray (Texas)
1966	John Milks	LB	San Diego State
1968-69	Jim Fetherston	LB	California
1973	Al Dennis	G	Grambling
1974	Blenda Gay	DE	Fayetteville State
1975	Ralph Perretta*	G	Purdue
1981	Jimmy Webb	DT	Mississippi State
1983	Don Brown	T	Santa Clara
1985-88	Ken Dallafior	G	Minnesota
1990-91	Eric Floyd	G/T	Auburn
1995	Tony Berti*	T	Colorado
2001-03	Michael Keathley	C	TCU
2004-14	Nick Hardwick	G	purdue
2018-21	Scott Quessenberry	C/G	UCLA

## 62

Years Worn	Player	Pos.	College
1965-66	John Farris	G	San Diego State
1967-68	Bernard Erickson	LB	Abilene Christian
1973	Ralph Wenick*	G	San Diego State
1974	Harold Paul	T	Oklahoma
1976-89	Don Macek	C/G	Boston College
2000	Ben Coleman	T	Wake Forest
2002-05	Bob Hallen	G	Kent State
2008	Jeremy Newberry	C	California
2009-11	Brandyn Dombrowski	G/T	San Diego State

## 63

Years Worn	Player	Pos.	College
1971-84	Doug Wilkerson	G	North Carolina College
1985-86	Jim Leonard	G	Santa Clara
1987	David Diaz-Infante	G	San Jose State
1990-91	Frank Cornish	C	UCLA
1993	Raymond Smoot	G	Louisiana State
1997-98	Raleigh McKenzie	OL	Tennessee
2002-03	Kelvin Garmon	G	Baylor
2005-11	Scott Mruczkowski	C	Bowling Green State
2013-14	Johnnie Troutman	G	Penn State
2021-22	Corey Linsley	C	Ohio State

## 64

Years Worn	Player	Pos.	College
1962-65	Pat Shea	G	Southern California
1968-70	Jim Schmedding	G	Weber State
1972-73	Dave Costa	DT	Utah
1976-78	Charles Aiu	G	Hawai'i
1980-82, '84	Chuck Loewen	G/T	South Dakota State
1985	Bill Searcy	G	Alabama
1990-91	Mark Rodenhauer	C	Illinois State
1992-94	Curtis Whitley	C	Clemson
1996	Bryan Stoltenberg	C	Colorado
1998-2001	Kendyl Jacox	C/G	Kansas State
2003	Phil Bogle	G	New Haven
2009	Dennis Norman	C	Princeton
2010	Ethan Albright	LS	North Carolina
2011-12	Colin Baxter	C	Arizona
2018, '20	Cole Toner	C/G	Harvard
2021-22	Brenden Jaimes	G/T	Nebraska

## 65

Years Worn	Player	Pos.	College
1962-72	Sam Grunstein	C/G	Villanova
1974	Mark Markovich*	C	Penn State
1975, '77	Booker Brown	T	Southern California
1985	Jerry Doerger	T	Wisconsin
1987	John Stadnik	C	Western Illinois
1988-92	David Richards	G/T	UCLA
1995-97	Troy Sienkiewicz*	G	New Mexico State
1998-99	John Jackson	T	Eastern Kentucky
2004	David Brandt	C	Michigan
2006-07	Cory Withrow	C	Washington State
2009-12	Louis Vasquez	G	Texas Tech
2014-15	Chris Watt	G	Notre Dame

## 66

Years Worn	Player	Pos.	College
1960	Fred Cole	G	Maryland
1965-73	Rick Redman	LB	Washington
1975-83	Billy Shields	T	Georgia Tech
1985	Rich Umphrey	G	Colorado
1987-88	Dan Rosado	C/G	Northern Illinois
1996-97	Jim Mills	G/T	Idaho
1999	Reggie Nelson	G/T	McNeese State (La.)
2000	Kevin Gogan	G	Washington
2001	Carey Clayton	C	UTEP
2002-03	Cory Raymer	C	Wisconsin
2007-13	Jeromey Clary	T	Kansas State
2015	J.D. Walton	C	Baylor
2017-20	Dan Feeney	C/G	Indiana

## 67

Years Worn	Player	Pos.	College
1960	Charlie Kempinska	G	Mississippi
1966	Archie Matsos	LB	Michigan State
1968	Bob Mitinger*	LB	Penn State
1978-85	Ed White	G	California
1987	Greg Feasel	T	Abilene Christian
1990-92	Leo Goeas	T	Hawai'i
1993-95	Stan Brock	T	Colorado
1998-2000	Roman Fortin	C	San Diego State
2003	Kevin Breedlove	G	Georgia
2012	Rex Hadnot	G	Houston
2013	Nick Becton	T	Virginia Tech
2017	Brett Boyko	G	UNLV



## 68

Years Worn	Player	Pos.	College
1960-61	Orlando Ferrante	G	Southern California
1964	Lloyd McCoy	G	San Diego State
1966	Don Estes	G	Louisiana State
1968-70	Bob Briggs	DE/DT	Heidelberg
1972-73, '75	Greg Wojcik	DT	Southern California
1974	Brian Vertefeuille	G	Idaho
1976-83	Leroy Jones	DE	Norfolk State
1984	Bill Elko*	NT	Louisiana State
1987	Joe Goebel	C	UCLA
1985-88	Gary Kowalski	T	Boston College
1993-97	Joe Coczo	G	Michigan
2003-11	Kris Dielman	G	Indiana
2016-17	Matt Slauson	C/G	Nebraska
2018	Trent Scott*	T	Grambling State
2021	Senio Kemelete	G	Washington
2022	Jamaree Salyer	OL	Georgia

## 69

Years Worn	Player	Pos.	College
1960	Al Barry	G	Southern California
1968	Curtis Jones	LB	Missouri
1970-75	Ira Gordon	T	Kansas State
1976-80	John Lee	DE	Nebraska
1983-84	Derrel Gofourth	G	Oklahoma State
1987	Monte Bennett	DE	Kansas State
1988-90	Les Miller*	DE	Fort Hays State
1997	Ben Bordelon	T	Louisiana State
2001-03	Ed Ellis	T	Buffalo
2009-12	Tyrone Green	G	Auburn
2013-14	Willie Smith	T	East Carolina
2017-20	Sam Tevi	T	Utah
2022	Sebastian Joseph-Day	DL	Rutgers

## 70

Years Worn	Player	Pos.	College
1960	Volney Peters	DT	Southern California
1961-62	Sherman Plunkett	T	Maryland State
1967-68	Scott Appleton	DT	Texas
1970-82	Russ Washington*	T	Missouri
1986-89	James FitzPatrick	G/T	Southern California
1990-93	Mike Zandofsky	G	Washington
1994-2003	Vaughn Parker	T	UCLA
2004-07	Shane Olivea	T	Ohio State
2008	L.J. Shelton	T	Eastern Michigan
2009-10	Alfonso Boone	DE	Mt. San Antonio
2011, '13	Stephen Schilling*	T	Michigan
2012	Kevin Haslam	T	Rutgers
2015	Jeff Linkenbach	T	Cincinnati
2015	Michael Ola*	T	Hampton (Va.)
2020	Trai Turner	G	Louisiana State
2021-22	Rashawn Slater	T	Northwestern

## 71

Years Worn	Player	Pos.	College
1960	Dick Chorovich	DT	Miami (Ohio)
1964-66	Fred Moore	DT	Memphis
1967-68	Harold Akin	T	Oklahoma State
1969	Levert Carr	T	North Central (Ill.)
1973	Cal Snowden*	DE	Indiana
1974	Pete Lazetich*	DE	Stanford
1975-81	Fred Dean	DE	Louisiana Tech
1987	Dwight Wheeler	G	Tennessee State
1987-89	Mike Charles	NT	Syracuse
1993-94	Joe Milinichik	G	North Carolina State
1999-2001	DeMingo Graham	G	Hofstra
2002	Toniu Fonoti*	G	Nebraska
2004	Courtney Van Buren*	T	Arkansas-Pine Bluff
2006	Cory Lekkerkerker	T	UC Davis
2009-12	Antonio Garay	DT	Boston College
2013-14	Lawrence Guy	DE	Arizona State
2015-20	Damion Square	NT	Alabama
2021-22	Matt Feiler	G	Bloomsburg (Pa.)

## 72

Years Worn	Player	Pos.	College
1960	Sam DeLuca*	T	South Carolina
1964-69	Gary Kimer	G/T	Southern California
1970	Joe Owens	DE	Alcorn A&M
1975	Gary Johnson*	DT	Grambling
1976	Ron Singleton	DT	Grambling
1981	Jeff Williams	T	Rhode Island
1984	Rickey Hagood	NT	South Carolina
1986	Jeff Walker	G	Memphis
1987	Emil Slovacek	T	Stephen F. Austin
1987-88	Karl Wilson	DE	Louisiana State
1991-96	Harry Swayne	T	Rutgers
1998	Troy Sienkiewicz*	G	New Mexico State
2000	Mike Pringley	DE	North Carolina
2003	Courtney Van Buren*	T	Arkansas-Pine Bluff
2004-07	Roman Oben	T	Louisville
2012	Stephen Schilling*	T	Michigan
2014	Tenny Palepol*	DT	Utah
2015-18	Joe Barksdale	T	Louisiana State
2019-20	Ryan Groy	C/G	Wisconsin
2021	Michael Schofield III*	G/T	Michigan

## 73

Years Worn	Player	Pos.	College
1966	Larry Martin	DT	San Diego State
1967-68	Larry Little	G	Bethune-Cookman
1971-72	Lee Thomas	DE	Jackson State
1974	Bon Boatwright	DT	Oklahoma State
1976-80	Charles DeJurnett	DT	San Jose State
1984	Keith Guthrie	NT	Texas A&M
1988	Darrick Brilz	G	Oregon State
1990	Tom Toth	T	Western Michigan
1991	Mark May	G/T	Pittsburgh
1993	Mike Mooney	T	Georgia Tech
1994-96	Isaac Davis*	G	Arkansas
1998-99	Aaron Taylor	G	Notre Dame
2006-11	Marcus McNeil	T	Auburn
2016-17	Spencer Pulley	C/G	Vanderbilt
2020	Tyree St. Louis	G/T	Miami
2022	Foster Sarell	T	Stanford

## 74

Years Worn	Player	Pos.	College
1960-69	Ron Mix	T	Southern California
1974-75	Dave Rowe	DT	Penn State
1975-83	Louie Kelcher	DT	Southern Methodist
1985-87	Jim Lachey	T	Ohio State
1988	Chris Gambol	T	Iowa
1989	Brett Miller	DT	Iowa
1993-94	Eric Jonassen	T	Bloomsburg (Pa.)
1998-2001	Raleigh Roundtree	G/T	South Carolina State
2003-11	Jacques Cesaire	DE	Southern Conn. State
2012	Reggie Wells	T	Clarion
2013-14	Rich Ohnrberger	C/G	Penn State
2015-16	Orlando Franklin	G	Miami
2017	Michael Ola*	T	Hampton (Va.)
2020-22	Storm Norton	T	Toledo

## 75

Years Worn	Player	Pos.	College
1960-69	Ron Mix	T	Southern California
1974-75	Dave Rowe	DT	Penn State
1975-83	Louie Kelcher	DT	Southern Methodist
1985-87	Jim Lachey	T	Ohio State
1988	Chris Gambol	T	Iowa
1989	Brett Miller	DT	Iowa
1993-94	Eric Jonassen	T	Bloomsburg (Pa.)
1998-2001	Raleigh Roundtree	G/T	South Carolina State
2003-11	Jacques Cesaire	DE	Southern Conn. State
2012	Reggie Wells	T	Clarion
2013-14	Rich Ohnrberger	C/G	Penn State
2015-16	Orlando Franklin	G	Miami
2017	Michael Ola*	T	Hampton (Va.)
2020-22	Storm Norton	T	Toledo

## 76

Years Worn	Player	Pos.	College
1960	Gary Finneran	DT	Southern California
1961-64	Henry Schmidt	DT	Trinity (Texas)
1966-75	Terry Owens	T	Jacksonville State (Ala.)
1981-85	Keith Ferguson	DE	Ohio State
1987	Willard Goff	DT	Illinois
1987-92	Braderrick Thompson	G/T	Kansas
1998-2009	Jamal Williams	DT	Oklahoma State
2010-11	Cam Thomas*	DT	North Carolina
2013-16	D.J. Fluker	T	Alabama
2017-19	Russell Okung	T	Oklahoma State
2020	Forrest Lamp*	G	Western Kentucky
2021	Oday Aboushi	G	Virginia
2022	Will Clapp	C/G	Louisiana State

## 77

Years Worn	Player	Pos.	College
1961-65	Ernie Ladd	DT	Grambling
1966-67	Jim Griffin	DT	Grambling
1968-70	Robert Wells	DT	Johnson C. Smith (N.C.)
1971-73	Ron East	DT	Montana State
1974-75	John Teerlink	DT	Western Illinois
1978	Milton Hardaway	T	Oklahoma State
1981-87	Sam Clapham	T	Oklahoma
1987	Curtis Rouse*	G	Tennessee-Chattanooga
1988	John Clay	T	Missouri
1991-93, '95-96	Eric Moten	G	Michigan State
1997	Isaac Davis*	G	Arkansas
2000-03	Damion McIntosh	T	Kansas State
2004-05	Toniu Fonoti*	G	Nebraska
2013-16	King Dunlap	T	Auburn
2018-19	Forrest Lamp*	G	Western Kentucky
2022	Zion Johnson	G	Boston College

## 78

Years Worn	Player	Pos.	College
1961	Gene Sewalski	T	Purdue
1962	Richard Hudson	T	Memphis
1963-73	Walt Sweeney	G	Syracuse
1974	Bob Brown	DT	Arkansas AM&N
1983-87	Chuck Ehin	DE/NT	Brigham Young
1989-90	Joel Patten	T	Duke
2002-05	DeQuincy Scott	DT	Southern Mississippi
2009	Andre Coleman	DE	Albany
2010	Adam Terry	T	Syracuse
2011-12	Jared Gaither	T	Maryland
2013-14	Chad Rinehart	G	Northern Iowa
2015-16	Tyreek Burwell	T	Cincinnati
2017	Michael Schofield III*	G/T	Michigan
2019	Trent Scott*	T	Grambling State
2022	Zack Bailey	T	South Carolina

## 79

Years Worn	Player	Pos.	College
1961-62	Bill Hudson	DT	Clemson
1963-67	George Gross	DT	Auburn
1970-71	Andy Rice	DT	Texas Southern
1972	Ernie Wright*	T	Ohio State
1973-75	Coy Bacon	DE	Jackson State
1976-84	Gary Johnson*	DT	Grambling
1987	Curtis Rouse*	G	Tennessee-Chattanooga
1989	Joey Howard	T	Tennessee
1990, '92	Tony Savage	NT	Washington State
1997-98	Marcus Price	T	Louisiana State
2002	Sammy Williams	T	Oklahoma
2003	Solomon Page	T	West Virginia
2004-08	Mike Goff	G	Iowa
2009	Jon Runyan	T	Michigan
2012-13	Mike Harris	T	UCLA
2014-17	Kenny Wiggins	G/T	Fresno State
2019-22	Trey Pipkins III	T	Sioux Falls

## 80

Years Worn	Player	Pos.	College
1960-62	Ron Nery	DE	Kansas State
1966-69	Houston Ridge	DT	San Diego State
1971-72	Kevin Hardy	DT	Notre Dame
1973-74	Gary Parris	TE	Florida State
1975	Dwight McDonald*	WR	San Diego State
1976-78	Jeff West*	P	Cincinnati
1979-87	Kellen Winslow	TE	Missouri
1989	Wayne Walker	WR	Texas Tech
1991-95	Shawn Jefferson	WR	Central Florida
1996-99	Bryan Still	WR	Virginia Tech
2000-02	Curtis Conway	WR	Southern California
2003	Stephen Alexander*	TE	Oklahoma
2004	Micah Ross*	WR	Jacksonville
2006-15	Malcom Floyd*	WR	Wyoming
2017-19	Sean Culkin	TE	Missouri
2021	Maurice Ffrench	WR	Pittsburgh

## 81

Years Worn	Player	Pos.	College
1960-62	Mauzy Schleicher	DE	Penn State
1965	Sammie Taylor	WR	Grambling
1966	Dave Plump	DB	Fresno State
1966-71, '74	Jeff Staggs	LB	San Diego State
1972	John Andrews	TE	Indiana
1973	Ron Holliday	WR	Pittsburgh
1975	Melvin Baker	WR	Texas Southern
1981	Aundra Thompson	WR	East Texas State
1981-82	Scott Fitzkee	WR	Penn State
1983	Roger Carr	WR	Louisiana Tech
1984	Steve Bird	WR	Eastern Kentucky
1986-87	Tim Ware	WR	Southern California
1987	Calvin Muhammad	WR	Texas Southern
1988	Anthony Jones	TE	Wichita State
1988	Wilbur Strozier	TE	Georgia
1989	Mark Walczak*	TE	Arizona
1998	Wendell Davis	TE	Temple
1990-93	Nate Lewis	WR	Oregon Tech
1994-97	Tony Martin	WR	Mesa State
1999-2001	Jeff Graham	WR	Ohio State
2002	Stephen Alexander*	TE	Oklahoma
2003-09	Kasim Osgood	WR	San Diego State
2010-12	Randy McMichael	TE	Georgia
2013	Jake Byrne	TE	Wisconsin
2015	Javonte Herndon	WR	Arkansas
2016	Garreyy Davis*	WR	Connecticut
2017-22	Mike Williams	WR	Clemson

## 82

Years Worn	Player	Pos.	College
1960	Ralph Anderson	TE	Los Angeles State
1962-66	Bob Mittinger*	LB	Penn State
1967-71	Steve DeLong*	DE	Tennessee
1972-73	Tim Rossovich	LB	Southern California
1974	Dave Grannell	TE	Arizona State
1975-78	Pat Curran	TE	Lakeland
1981	Billy Brooks	WR	Oklahoma
1982-84	Bob Duckworth	WR	Arkansas
1987	Tag Rome	WR	Northeast Louisiana
1987-92	Rod Bernstine	RB/TE	Texas A&M
1993	Mike Dyal	TE	Texas A&I
1994-95	Mark Seay	WR	Long Beach State
1997-99	Charlie Jones*	WR	Fresno State
2000-01	Trevor Gaylor	WR	Miami (Ohio)
2002-05	Reche Caldwell	WR	Florida
2006	Greg Camarillo	WR	Stanford
2010-11	Kory Sperry	TE	Colorado State
2019-21	Stephen Anderson	TE	California
2022	Richard Rodgers	TE	California

## 83

Years Worn	Player	Pos.	College
1960-65	Dave Kocourek	TE	Wisconsin
1966-70	Willie Frazier	TE	Arkansas AM&N
1972	Mike Carter	WR	Sacramento State
1975	Joe Sweet	WR	Tennessee State
1976	Larry Mialik	TE	Wisconsin
1978-80	John Jefferson	WR	Arizona State
1984	Bob Micho	TE	Texas
1985-86	Trumaine Johnson	WR	Grambling
1987	Bruce Davis	WR	Baylor
1988-93	Anthony Miller	WR	Tennessee
1994-96	Andre Coleman	WR/KR	Kansas State
1998	John Burke	TE	Virginia Tech
1999-2001	Steve Heiden	TE	San Diego State
2002-03	Josh Norman	TE	Oklahoma
2004	Bobby Shaw	WR	California
2004	Wes Welker	WR	Texas Tech
2005-11	Vincent Jackson	WR	Northern Colorado
2013-15	John Phillips	TE	Virginia
2016	Griff Whalen	WR	Stanford
2020	Tyron Johnson	WR	Oklahoma State
2021-22	Michael Bandy	WR	San Diego

Years Worn	Player	Pos.	College
1960-63	Paul Maguire	LB/K	Citadel
1967	John Baker	LB	Mississippi State
1968	Martin Baccaglio	DE	San Jose State College
1970-71	Walker Gillette	WR	Richmond
1972-73	Dave Williams	WR	Washington
1977-79	Bob Klein	TE	Southern California
1980-81	Ron Smith	WR	San Diego State
1983	Hosea Fortune	WR	Rice
1984	Ron Egloff	TE	Wisconsin
1985	Chris Faulkner	TE	Florida
1987	Al Williams	WR	Nevada
1989	Chris Gannon	TE	Southwestern Louisiana
1990	Walter Wilson	WR	East Carolina
1991	Yancey Thigpen	WR	Winston-Salem State
1992	Robert Claiborne	WR	San Diego State
1993	Mark Seay*	WR	Long Beach State
1994	Aaron Laing	TE	New Mexico State
1995-96	Omar Ellison	WR	Florida State
1997	Ray Crittenden	WR	Virginia Tech
1998	Webster Slaughter	WR	San Diego State
1999-2000	Reggie Davis	TE	Washington
2001	Josh Whitman	TE	Illinois
2002-05	Justin Peele	TE	Oregon
2007-10	Buster Davis	WR	Louisiana State
2012	Danario Alexander	WR	Missouri
2016-17	Sean McGrath	TE	Henderson State
2020-21	KJ Hill Jr.	WR	Ohio State

## 85

Years Worn	Player	Pos.	College
1962	Paul Miller	DT	Louisiana State
1963-66	Bob Petrich	DE	West Texas State
1968-69	Russ Washington*	DT	Missouri
1971	John Tanner	LB	Tennessee Tech
1973-74	Jim Bierner	WR	Purdue
1976-78	Artie Owens*	WR	West Virginia
1981-88	Eric Sievers	TE	Maryland
1987	Harry Holt	TE	Arizona
1989	Andy Parker	TE	Utah
1990	Scott Schwedes	WR	Syracuse
1990-91	Kitrick Taylor	WR	Washington State
1992	Walter Stanley	WR	Mesa
1993-94	Johnnie Barnes*	WR	Hampton (Va.)
1997-98	Latario Rachal	WR	Fresno State
1998	Tony Gaiter	WR/KR	Miami
1999	Robert Reed	WR	Lambuth (Tenn.)
2001-02	Tim Dwight*	WR	Iowa
2003-18	Antonio Gates	TE	Kent State

## 86

Years Worn	Player	Pos.	College
1961-66	Earl Faison	DE	Indiana
1967-70	Ron Billingsley	DT	Wyoming
1971	Wes Grant	DE	UCLA
1973-74	James Thaxton	TE	Tennessee State
1975	Marlin Briscoe	WR	Omaha
1979-80	John Floyd	WR	Northeast Louisiana
1984-85	Jesse Bendross	WR	Alabama
1987	Tim Moffett	WR	Mississippi
1987-89	Jaime Holland	WR	Ohio State
1992-97	Alfred Pupunu*	TE	Weber State
1997	Shannon Mitchell*	TE	Georgia
1998-2000	Mikhael Ricks	TE	Stephen F. Austin
2001	Patrick Batteaux	WR	TCU
2002	Dondre Gilliam	WR	Millersville (Pa.)
2003	Kraig Mattos	WR	Southern California
2004	Keenan McCardell*	WR	UNLV
2006-09	Brandon Manumaleuna	TE	Arizona
2011, '13, '15	Vincent Brown	WR	San Diego State
2015	Kyle Miller	TE	Mount Union
2016-20	Hunter Henry	TE	Arkansas

Years Worn	Player	Pos.	College
1960-61	Howard Clark	TE	Tennessee-Chattanooga
1965-67	Howard Kindig	DE	Los Angeles State
1968	Andre White	TE	Florida A&M
1970-71	Tom Williams	DT	UC Davis
1972-73	Lionel Aldridge	DE	Utah State
1974	Harrison Davis	WR	Virginia
1976-77	Larry Dorsey	WR	Tennessee State
1978-79	Larry Burton	WR	Purdue
1981-83	Dwight Scales	WR	Grambling
1987	Kevin Ferguson	TE	Virginia
1988-90	Quinn Early	WR	Iowa
1991-95	Duane Young	TE	Michigan State
1996-97	Brian Roche	TE	San Jose State
1998	Ryan Thelwell	WR	Minnesota
1999	Chris Penn	WR	Tulsa
2000-01	Reggie Jones	WR	Louisiana State
2002	Tamarick Vanover	WR	Florida State
2003-04	Tim Dwight*	WR	Iowa
2005-06	Keenan McCardell*	WR	UNLV
2007	Scott Chandler	TE	Iowa
2010	Kelley Washington	WR	Tennessee
2012	Michael Spurlock	WR/KR	Mississippi
2017	Jeff Cumberland	TE	Illinois
2019	Lance Kendricks	TE	Wisconsin
2021	Jared Cook	TE	South Carolina

## 88

Years Worn	Player	Pos.	College
1960-66	Don Norton	WR	Iowa
1967	Tom Day	DE	A&T College of North Carolina
1971-73	Pettis Norman	WR	Johnson C. Smith (N.C.)
1974	Dick Gordon	TE	Michigan State
1975	Craig Cotton	TE	Youngstown State
1975-77	Chuck Bradley	TE	Oregon
1978-80	Greg McCrary	TE	Clark (Ga.)
1981-87	Pete Holohan	TE	Notre Dame
1988-91	Arthur Cox	TE	Texas Southern
1991	Mark Walczak*	TE	Arizona
1992-96	Deems May	TE	North Carolina
1997-2001	Freddie Jones	TE	North Carolina
2002-06	Eric Parker	WR	Tennessee
2008-10	Kris Wilson	TE	Pittsburgh
2012	Dante Rosario	TE	Oregon
2014-15	David Johnson	TE	Arkansas State
2016	Jeremy Butler	WR	UT Martin
2018-20	Virgil Green	TE	Nevada
2021-22	Tre' McKitty	TE	Georgia

## 89

Years Worn	Player	Pos.	College
1960	Art Gob	LB	Pittsburgh
1962-63	Reggie Carolan	TE	Idaho
1964-65	Ron Carpenter	LB	Texas A&M
1967-68	Ron McCall	LB	Weber State
1970-71	Art Strozier	TE	Kansas State
1972	John Mackey	TE	Syracuse
1974	Wayne Stewart	TE	California
1976-78	Dwight McDonald*	WR	San Diego State
1981-87	Wes Chandler	WR	Florida
1988	Darren Flutie	WR	Boston College
1989	Anthony Allen	WR	Washington
1990-93	Derrick Walker	TE	Michigan
1994-96	Shannon Mitchell*	TE	Georgia
1997-98	Frank Hartley	TE	Illinois
1999	Alfred Pupunu*	TE	Weber State
2000	Nate Jacquet	WR/PR	San Diego State
2003	David Boston	WR	Ohio State
2004-05	Ryan Krause	TE	Nebraska-Omaha
2007-09	Chris Chambers	WR	Wisconsin
2010	Seyi Ajirrotutu*	WR	Fresno State
2012-15	Ladarius Green	TE	Louisiana-Lafayette
2016	Isaiah Burse	WR/KR	Fresno State
2018	JJ Jones	WR	West Georgia
2019	Jason Moore Jr.*	WR	Findlay
2020-22	Donald Parham Jr.	TE	Stetson

## 90

Years Worn	Player	Pos.	College
1981-82	John Woodcock	DE	Hawaii
1983	Bill Eiko*	NT	Louisiana State
1984-86	Fred Robinson	DE	Miami
1986	Mack Moore	DE	Texas A&M
1990	Richard Brown	LB	San Diego State
1991	Mike Wilcher	LB	North Carolina
1992-94	Reggie White	DT	North Carolina A&T
1995	Sebastian Barrie	DT	Liberty
1996-98	Marco Coleman	DE	Georgia Tech
1999-2004	Adrian Dingle	DE	Clemson
2008-10	Antwan Applewhite	LB	San Diego State
2011	Tommie Harris	DE	Oklahoma
2012	Aubrayo Franklin	DT	Tennessee
2013	Thomas Keiser	OLB	Stanford
2014-15	Ricardo Mathews	DT	Cincinnati
2016	Ryan Carrethers*	NT	Arkansas State
2020	Jessie Lemioner	DE	Liberty
2021	Eric Banks	OLB	Texas San-Antonio
2021	Andrew Brown	DL	Virginia
2022	Tyeler Davison	DL	Fresno State

## 91

Years Worn	Player	Pos.	College
1981	Don Reese	DE	Jackson State
1982-84	Richard Ackerman	DE	Memphis State
1984-85	Tony Chickillo	NT	Miami
1986, '98-95	Leslie O'Neal	DE	Oklahoma State
1997	Van Tuinei	DE	Arizona
2000	Neil Smith	DE	Nebraska
2002	Shawn Price	DT	Pacific
2003	Omari Hand	DE	Tennessee
2006-07	Brandon McKinney	DT	Michigan State
2009-11	Ogemdi Nwagbuo	DT	Michigan State
2011	Everette Brown	OLB	Florida State
2012-15	Kendall Reyes	DE	Connecticut
2016	Caraun Reid	DT	Princeton
2018	Justin Jones*	DT	North Carolina State
2019-20	Cortez Broughton	DT	Cincinnati
2021	Forrest Merrill	DL	Arkansas State
2022	Christopher Hinton	DL	Michigan

## 92

Years Worn	Player	Pos.	College
1984	Eric Williams	LB	Southern California
1985	Scott Garnett	NT	Washington
1986-87	Dee Hardison	DE	North Carolina
1989-93	Burt Grossman	DE	Pittsburgh
1994	David Griggs	OLB	Virginia
1999	Cedric Harden	DE	Florida A&M
2000	Darren Mickell	DE	Florida
2002-04	Jason Fisk	DT	Stanford
2005-08	Marques Harris*	LB	Southern Utah
2009-12	Vaughn Martin	DE	Western Ontario (Canada)
2013	Cam Thomas*	DT	North Carolina
2014-15	Ryan Carrethers*	NT	Arkansas State
2016-19	Brandon Mebane	NT	California
2020-22	Joe Gaziano	DL	Northwestern

## 93

Years Worn	Player	Pos.	College
1985-87	Earl Wilson	DE	Kentucky
1987	Duane Pettitt	DE	San Diego State
1988	Tyrone Keys	DE	Mississippi State
1991-92	George Thornton	DE	Alabama
1994-96	Reuben Davis	DT	North Carolina
2000	Antoine Simpson	DT	Houston
2001	Carlos Polk*	OLB	Nebraska
2002	Chris Demaree	DE	Kentucky
2003	Otis Leverette	DE	Alabama-Birmingham
2004	Eric Downing	DT	Syracuse
2005-11	Luis Castillo	DE	Northwestern
2012	Cam Thomas*	DT	North Carolina
2013-14	Dwight Freeneay	OLB	Syracuse
2015-18	Darius Philon	DE/DT	Arkansas
2019-21	Justin Jones*	DT	North Carolina State
2022	Otito Ogbornia	DL	UCLA

## 94

Years Worn	Player	Pos.	College
1987-88, '91	Randy Kirk	LB	San Diego State
1992-96, '98-99	Chris Mims	DE	Tennessee
1997	Michael Mohring*	DT	Pittsburgh
2000	Shannon Taylor	OLB	Virginia
2001	Maa Tanuvasa	DT	Hawaii
2004	Robert Pollard	DE	TCU
2006	Akbar Gbaja-Biamila	LB	San Diego State
2007-10	Jyles Tucker	LB	Wake Forest
2011-18	Corey Luiget	DT	Illinois
2021-22	Chris Rumph II	OLB	Duke

## 95

Years Worn	Player	Pos.	College
1988-89	Joe Campbell	OLB	New Mexico State
1991	Mitchell Benson	DT	TCU
1993	Jeff Brady	LB	Kentucky
1994	Les Miller*	DE	Fort Hays State
1996	Vernon Edwards	DE	Southern Methodist
1997-98	William Fuller	DE	North Carolina
1999-2001	Al Fontenot	DE	Baylor
2003	Joe Salave'a	DT	Arizona
2004-12	Shaun Phillips	LB	Purdue
2013	Kwame Geathers*	DT	Georgia
2016-17	Tenne Palepoi*	DT	Utah
2018-19	T.Y. McGill Jr.	DT	North Carolina State
2020	Linal Joseph*	NT	East Carolina
2021-22	Christian Covington	DL	Rice

## 96

Years Worn	Player	Pos.	College
1986	Lester Williams	NT	Miami
1986-87, '92-94	Blaise Winter	DE	Syracuse
1987-88	Keith Baldwin	DE	Texas A&M
1995-96	Don Sasa	DT	Washington State
1997-99	Norman Hand	DT	Mississippi
2000-03	Leonardo Carson	DT	Auburn
2004-05	Dave Ball	DE	UCLA
2008	Keith Grennan	DE	Eastern Washington
2009-10	Travis Johnson	DT	Florida State
2012-14	Jarret Johnson	OLB	Alabama
2015	Mitch Unrein	DT	Wyoming
2019	Sylvester Williams	DT	North Carolina
2020-22	Breiden Fehoko	DL	Louisiana State

## 97

Years Worn	Player	Pos.	College
1985, '87	Tony Simmons	DE	Tennessee
1988-91	George Hinkle	DT	Arizona
1994-2001	John Parrella	DT	Nebraska
2005-08	Ryon Bingham	DT	Nebraska
2010	David Herron	LB	Michigan State
2011-13	Bront Bird	LB	Texas Tech
2014-17	Jeremiah Attaochu*	OLB	Georgia Tech
2018-22	Joey Bosa*	DE/OLB	Ohio State

## 98

Years Worn	Player	Pos.	College
1986-87	Terry Unrein	NT	Colorado State
1989-90	Gerald Robinson	DE	Auburn
1991	Skip McClendon	DE	Arizona State
1992	Jim Skow	DE	Nebraska
1992-97	Shawn Lee	DT	North Alabama
1998-2001	Michael Mohring*	DT	Pittsburgh
2005-06	Derreck Robinson	DE	Iowa
2008-09	Ian Scott	DT	Florida
2010-12	Antwan Barnes	OLB	Florida International
2013-15	Sean Lissimore	DT	William & Mary
2017-20	Isaac Rochell	DE	Notre Dame
2021	Linal Joseph*	DL	East Carolina
2022	Austin Johnson	DL	Penn State

## 99

Years Worn	Player	Pos.	College
1978-82	Wilbur Young	DE/DT	William Penn
1984-90	Lee Williams	DE	Bethune-Cookman
1992	Eugene Marve	LB	Saginaw Valley State
1993-99, 2001-03	Raylee Johnson	DE	Arkansas
2004-08	Igor Olshansky	DE	Oregon
2009-10	Kevin Burnett	LB	Tennessee
2011	Travis LaBoy	LB	Hawaii
2013	Adrian Robinson	OLB	Temple
2013	Jarius Wynn	DE	Georgia
2014-15	Cordarro Law	OLB	Southern Mississippi
2016-18	Joey Bosa*	DE	Ohio State
2019-22	Jerry Tillery	DL	Notre Dame





# GENERAL INFORMATION

KEENAN ALLEN & MIKE WILLIAMS ⚡ WRs



# 2023 NFL SCHEDULE

All Times Pacific

\*Sunday Night Football games in Weeks 5-17 are subject to change; Week 18 game is TBD.

Monday Night Football games in Weeks 12-17 are subject to change.

This season, "flexible scheduling" for Sunday night may be used twice between Weeks 5-10, and during Weeks 11-17, while "flexible scheduling" for Monday night may be used between Weeks 12-17. In weeks of the season eligible for "flexible scheduling," the games listed for the Sunday night or Monday night windows are tentative and subject to change. Only Sunday afternoon games (or those listed as TBD) are eligible to be moved to Sunday night or Monday night, in which case the tentatively scheduled Sunday or Monday night game would be moved to a Sunday afternoon.

Flexible scheduling will not be applied to games airing on either Thursday or Saturday.

## HALL OF FAME GAME

**Thursday, August 3, 2023**  
Browns at Jets ..... 5:00pm

## PRESEASON WEEK 1

**Thursday, August 10, 2023**  
Texans at Patriots ..... 4:00pm  
Vikings at Seahawks ..... 7:00pm  
**Friday, August 11, 2023**  
Giants at Lions ..... 4:00pm  
Steelers at Buccaneers ..... 4:00pm  
Packers at Bengals ..... 4:00pm  
Falcons at Dolphins ..... 4:00pm  
Commanders at Browns ..... 4:30pm  
Broncos at Cardinals ..... 7:00pm  
**Saturday, August 12, 2023**  
Titans at Bears ..... 10:00am  
Colts at Bills ..... 10:00am  
Jets at Panthers ..... 1:00pm  
Jaguars at Cowboys ..... 2:00pm  
Eagles at Ravens ..... 4:00pm  
**Chargers at Rams ..... 7:00pm**  
**Sunday, August 13, 2023**  
Chiefs at Saints ..... 10:00am  
49ers at Raiders ..... 1:00pm

## PRESEASON WEEK 2

**Thursday, August 17, 2023**  
Browns at Eagles ..... 4:30pm  
**Friday, August 18, 2023**  
Panthers at Giants ..... 4:00pm  
Bengals at Falcons ..... 4:30pm

**Saturday, August 19, 2023**  
Jaguars at Lions ..... 10:00am  
Dolphins at Texans ..... 1:00pm  
Bills at Steelers ..... 3:30pm  
Bears at Colts ..... 4:00pm  
Buccaneers at Jets ..... 4:30pm  
Patriots at Packers ..... 5:00pm  
Titans at Vikings ..... 5:00pm  
Chiefs at Cardinals ..... 5:00pm  
Broncos at 49ers ..... 5:30pm  
Raiders at Rams ..... 6:00pm  
Cowboys at Seahawks ..... 7:00pm

**Sunday, August 20, 2023**  
**Saints at Chargers ..... 4:05pm**  
**Monday, August 21, 2023**  
Ravens at Commanders ..... 5:00pm

## PRESEASON WEEK 3

**Thursday, August 24, 2023**  
Steelers at Falcons ..... 4:30pm  
Colts at Eagles ..... 5:00pm

**Friday, August 25, 2023**  
Lions at Panthers ..... 5:00pm  
Patriots at Titans ..... 5:10pm  
**Chargers at 49ers ..... 7:00pm**  
**Saturday, August 26, 2023**  
Seahawks at Packers ..... 10:00am  
Cardinals at Vikings ..... 10:00am  
Browns at Chiefs ..... 10:00am  
Bills at Bears ..... 10:00am  
Jets at Giants ..... 3:00pm  
Bengals at Commanders ..... 3:05pm  
Ravens at Buccaneers ..... 4:00pm  
Dolphins at Jaguars ..... 4:00pm  
Raiders at Cowboys ..... 5:00pm  
Rams at Broncos ..... 6:00pm

**Sunday, August 27, 2023**  
Texans at Saints ..... 5:00pm

## WEEK 1

**Thursday, September 7, 2023**  
Lions at Chiefs ..... 5:20pm  
**Sunday, September 10, 2023**  
Panthers at Falcons ..... 10:00am  
Texans at Ravens ..... 10:00am  
Bengals at Browns ..... 10:00am  
Jaguars at Colts ..... 10:00am  
Buccaneers at Vikings ..... 10:00am  
Titans at Saints ..... 10:00am  
49ers at Steelers ..... 10:00am  
Cardinals at Commanders ..... 10:00am  
Packers at Bears ..... 1:25pm  
Raiders at Broncos ..... 1:25pm  
**Dolphins at Chargers ..... 1:25pm**  
Eagles at Patriots ..... 1:25pm  
Rams at Seahawks ..... 1:25pm  
Cowboys at Giants ..... 5:20pm  
**Monday, September 11, 2023**  
Bills at Jets ..... 5:15pm

## WEEK 2

**Thursday, September 14, 2023**  
Vikings at Eagles ..... 5:15pm  
**Sunday, September 17, 2023**

Packers at Falcons ..... 10:00am  
Raiders at Bills ..... 10:00am  
Ravens at Bengals ..... 10:00am  
Seahawks at Lions ..... 10:00am  
Colts at Texans ..... 10:00am  
Chiefs at Jaguars ..... 10:00am  
Bears at Buccaneers ..... 10:00am  
**Chargers at Titans ..... 10:00am**  
Giants at Cardinals ..... 1:05pm  
49ers at Rams ..... 1:05pm  
Jets at Cowboys ..... 1:25pm  
Commanders at Broncos ..... 1:25pm  
Dolphins at Patriots ..... 5:20pm

**Monday, September 18, 2023**  
Saints at Panthers ..... 4:15pm  
Browns at Steelers ..... 5:15pm

## WEEK 3

**Thursday, September 21, 2023**  
Giants at 49ers ..... 5:15pm  
**Sunday, September 24, 2023**

Colts at Ravens ..... 10:00am  
Titans at Browns ..... 10:00am  
Falcons at Lions ..... 10:00am  
Saints at Packers ..... 10:00am  
Texans at Jaguars ..... 10:00am  
Broncos at Dolphins ..... 10:00am  
**Chargers at Vikings ..... 10:00am**  
Patriots at Jets ..... 10:00am  
Bills at Commanders ..... 10:00am  
Panthers at Seahawks ..... 1:05pm  
Cowboys at Cardinals ..... 1:25pm  
Bears at Chiefs ..... 1:25pm  
Steelers at Raiders ..... 5:20pm

**Monday, September 25, 2023**  
Eagles at Buccaneers ..... 4:15pm  
Rams at Bengals ..... 5:15pm

## WEEK 4

**Thursday, September 28, 2023**  
Lions at Packers ..... 5:15pm  
**Sunday, October 1, 2023**

Falcons at Jaguars\* ..... 6:30am  
Dolphins at Bills ..... 10:00am  
Vikings at Panthers ..... 10:00am  
Broncos at Bears ..... 10:00am  
Ravens at Browns ..... 10:00am  
Steelers at Texans ..... 10:00am  
Rams at Colts ..... 10:00am  
Buccaneers at Saints ..... 10:00am  
Commanders at Eagles ..... 10:00am  
Bengals at Titans ..... 10:00am  
**Raiders at Chargers ..... 1:05pm**  
Patriots at Colts ..... 1:25pm  
Cardinals at 49ers ..... 1:25pm  
Chiefs at Jets ..... 5:20pm

**Monday, October 2, 2023**  
Seahawks at Giants ..... 5:15pm  
\*Game played at Wembley Stadium in London

COMMUNITY

FRONT OFFICE

VETERANS

DRAFT PICKS & FREE AGENTS

2022 IN REVIEW

RECORDS & HISTORY

GENERAL INFORMATION

**WEEK 5****Thursday, October 5, 2023**

Bears at Commanders	5:15pm
<b>Sunday, October 9, 2023</b>	
Jaguars at Bills*	6:30am
Texans at Falcons	10:00am
Panthers at Lions	10:00am
Titans at Colts	10:00am
Giants at Dolphins	10:00am
Saints at Patriots	10:00am
Ravens at Steelers	10:00am
Bengals at Cardinals	1:05pm
Eagles at Rams	1:05pm
Jets at Broncos	1:25pm
Chiefs at Vikings	1:25pm
Cowboys at 49ers	5:20pm

**Monday, October 9, 2023**

Packers at Raiders	5:15pm
--------------------	--------

**Bye:** Browns, Chargers, Seahawks, Buccaneers

\*Game played at Tottenham Hotspur Stadium in London

**WEEK 6****Thursday, October 12, 2023**

Broncos at Chiefs	5:15pm
<b>Sunday, October 15, 2023</b>	
Ravens at Titans*	6:30am
Commanders at Falcons	10:00am
Vikings at Bears	10:00am
Seahawks at Bengals	10:00am
49ers at Browns	10:00am
Saints at Texans	10:00am
Colts at Jaguars	10:00am
Panthers at Dolphins	10:00am
Lions at Buccaneers	10:00am
Patriots at Raiders	1:05pm
Cardinals at Rams	1:25pm
Eagles at Jets	1:25pm
Giants at Bills	5:20pm

**Monday, October 17, 2023****Cowboys at Chargers** ..... 5:15pm**Bye:** Packers, Steelers

\*Game played at Tottenham Hotspur Stadium in London

**WEEK 7****Thursday, October 19, 2023**

Jaguars at Saints	5:15pm
<b>Sunday, October 22, 2023</b>	
Lions at Ravens	10:00am
Raiders at Bears	10:00am
Browns at Colts	10:00am
Bills at Patriots	10:00am
Commanders at Giants	10:00am
Falcons at Buccaneers	10:00am
Steelers at Rams	1:05pm
Cardinals at Seahawks	1:05pm
Packers at Broncos	1:25pm
<b>Chargers at Chiefs</b> ..... 1:25pm	
Dolphins at Eagles	5:20pm

**Monday, October 23, 2023**

49ers at Vikings	5:15pm
------------------	--------

**Bye:** Panthers, Bengals, Cowboys, Texans, Jets, Titans**WEEK 8****Thursday, October 26, 2023**

Buccaneers at Bills	5:15pm
<b>Sunday, October 29, 2023</b>	
Texans at Panthers	10:00am
Rams at Cowboys	10:00am
Vikings at Packers	10:00am
Saints at Colts	10:00am
Patriots at Dolphins	10:00am
Jets at Giants	10:00am
Jaguars at Steelers	10:00am
Falcons at Titans	10:00am
Eagles at Commanders	10:00am
Browns at Seahawks	1:05pm
Ravens at Cardinals	1:25pm
Chiefs at Broncos	1:25pm
Bengals at 49ers	1:25pm
<b>Bears at Chargers</b> ..... 5:20pm	
<b>Monday, October 30, 2023</b>	
Raiders at Lions	5:15pm

**WEEK 9****Thursday, November 2, 2023**

Titans at Steelers	5:15pm
<b>Sunday, November 5, 2023</b>	
Dolphins at Chiefs*	6:30am
Vikings at Falcons	10:00am
Seahawks at Ravens	10:00am
Cardinals at Browns	10:00am
Rams at Packers	10:00am
Buccaneers at Texans	10:00am
Commanders at Patriots	10:00am
Bears at Saints	10:00am
Colts at Panthers	1:05pm
Giants at Raiders	1:25pm
Cowboys at Eagles	1:25pm
Bills at Bengals	5:20pm

**Monday, November 6, 2023****Chargers at Jets** ..... 5:15pm**Bye:** Broncos, Lions, Jaguars, 49ers

\*Game played at Deutsche Bank Park in Frankfurt

**WEEK 10****Thursday, November 9, 2023**

Panthers at Bears	5:15pm
<b>Sunday, November 12, 2023</b>	
Colts at Patriots*	6:30am
Browns at Ravens	10:00am
Texans at Bengals	10:00am
49ers at Jaguars	10:00am
Saints at Vikings	10:00am
Packers at Steelers	10:00am
Titans at Buccaneers	10:00am
Falcons at Cardinals	1:05pm
<b>Lions at Chargers</b> ..... 1:05pm	
Giants at Cowboys	1:25pm
Commanders at Seahawks	1:25pm
Jets at Raiders	5:20pm

**Monday, November 13, 2023**

Broncos at Bills	5:15pm
------------------	--------

**Bye:** Chiefs, Rams, Dolphins, Eagles

\*Game played at Deutsche Bank Park in Frankfurt

**WEEK 11****Thursday, November 16, 2023**

Bengals at Ravens	5:15pm
<b>Sunday, November 19, 2023</b>	
Cowboys at Panthers	10:00am
Saints at Browns	10:00am
Bears at Lions	10:00am
<b>Chargers at Packers</b> ..... 10:00am	
Cardinals at Texans	10:00am
Titans at Jaguars	10:00am
Raiders at Dolphins	10:00am
Giants at Commanders	10:00am
Buccaneers at 49ers	1:05pm
Jets at Bills	1:25pm
Seahawks at Rams	1:25pm
Vikings at Broncos	5:20pm

**Monday, November 20, 2023**

Eagles at Chiefs	5:15pm
------------------	--------

**Bye:** Falcons, Colts, Patriots, Saints**WEEK 12****Thursday, November 23, 2023**

Packers at Lions	9:30am
Commanders at Cowboys	1:30pm
49ers at Seahawks	5:20pm

**Friday, November 24, 2023**

Dolphins at Jets	12:00pm
------------------	---------

**Sunday, November 26, 2023**

Saints at Falcons	10:00am
Steelers at Bengals	10:00am
Jaguars at Texans	10:00am
Buccaneers at Colts	10:00am
Patriots at Giants	10:00am
Panthers at Titans	10:00am
Rams at Cardinals	1:05pm
Browns at Broncos	1:05pm
Chiefs at Raiders	1:25pm
Bills at Eagles	1:25pm
<b>Ravens at Chargers</b> ..... 5:20pm	

**Monday, November 27, 2023**

Bears at Vikings	5:15pm
------------------	--------

**WEEK 13****Thursday, November 30, 2023**

Seahawks at Cowboys	5:15pm
---------------------	--------

**Sunday, December 3, 2023**

<b>Chargers at Patriots</b> ..... 10:00am	
Lions at Saints	10:00am
Falcons at Jets	10:00am
Cardinals at Steelers	10:00am
Panthers at Buccaneers	10:00am
Colts at Titans	10:00am
Dolphins at Commanders	10:00am
Broncos at Texans	1:05pm
Browns at Rams	1:25pm
49ers at Eagles	1:25pm
Chiefs at Packers	5:20pm

**Monday, December 4, 2023**

Bengals at Jaguars	5:15pm
--------------------	--------

**Bye:** Ravens, Bills, Bears, Raiders, Vikings, Giants

**WEEK 14****Thursday, December 7, 2023**

Patriots at Steelers.....	5:15pm
<b>Sunday, December 10, 2023</b>	
Buccaneers at Falcons.....	10:00am
Rams at Ravens.....	10:00am
Lions at Bears.....	10:00am
Colts at Bengals.....	10:00am
Jaguars at Browns.....	10:00am
Panthers at Saints.....	10:00am
Texans at Jets.....	10:00am
Vikings at Raiders.....	1:05pm
Seahawks at 49ers.....	1:05pm
Bills at Chiefs.....	1:25pm
<b>Broncos at Chargers.....</b>	<b>1:25pm</b>
Eagles at Cowboys.....	5:20pm

**Monday, December 11, 2023**

Titans at Dolphins.....	5:15pm
Packers at Giants.....	5:15pm

**Bye: Cardinals, Commanders**

**WEEK 15<sup>\*</sup>****Thursday, December 14, 2023**

<b>Chargers at Raiders.....</b>	<b>5:15pm</b>
<b>Sat., Dec. 16, 2023/Sun., Dec. 17, 2023</b>	
Falcons at Panthers.....	TBD
Vikings at Bengals.....	TBD
Bears at Browns.....	TBD
Broncos at Lions.....	TBD
Steelers at Colts.....	TBD

**Sunday, December 17, 2023**

Buccaneers at Packers.....	10:00am
Jets at Dolphins.....	10:00am
Giants at Saints.....	10:00am
Texans at Titans.....	10:00am
49ers at Cardinals.....	1:05pm
Commanders at Rams.....	1:05pm
Cowboys at Bills.....	1:25pm
Eagles at Seahawks.....	1:25pm
Ravens at Jaguars.....	5:20pm

**Monday, December 18, 2023**

Chiefs at Patriots.....	5:15pm
-------------------------	--------

*\*In Week 15, three of five designated matchups will be played on Saturday with the remainder to be played on Sunday. Specific dates and start times for the designated Week 15 matchups will be determined and announced at a later date during the season.*

**WEEK 16****Thursday, December 21, 2023**

Saints at Rams.....	5:15pm
<b>Saturday, December 23, 2023</b>	
Bengals at Steelers.....	1:30pm
<b>Bills at Chargers.....</b>	<b>5:00pm</b>
<b>Sunday, December 24, 2023</b>	
Colts at Falcons.....	10:00am
Packers at Panthers.....	10:00am
Browns at Texans.....	10:00am
Lions at Vikings.....	10:00am
Commanders at Jets.....	10:00am
Seahawks at Titans.....	10:00am
Jaguars at Buccaneers.....	1:05pm
Cardinals at Bears.....	1:25pm
Cowboys at Dolphins.....	1:25pm
Patriots at Broncos.....	5:15pm

**Monday, December 25, 2023**

Raiders at Chiefs.....	10:00am
Giants at Eagles.....	1:30pm
Ravens at 49ers.....	5:15pm

**WEEK 17****Thursday, December 28, 2023**

Jets at Browns.....	5:15pm
---------------------	--------

**Saturday, December 30, 2023**

Lions at Cowboys.....	5:15pm
-----------------------	--------

**Sunday, December 31, 2023**

Dolphins at Ravens.....	10:00am
Patriots at Bills.....	10:00am
Falcons at Bears.....	10:00am
Titans at Texans.....	10:00am
Raiders at Colts.....	10:00am
Panthers at Jaguars.....	10:00am
Rams at Giants.....	10:00am
Cardinals at Eagles.....	10:00am
Saints at Buccaneers.....	10:00am
49ers at Commanders.....	10:00am
Steelers at Seahawks.....	1:05pm
<b>Chargers at Broncos.....</b>	<b>1:25pm</b>
Bengals at Chiefs.....	1:25pm
Packers at Vikings.....	5:20pm

**WEEK 18<sup>\*</sup>****Sat., Jan. 6, 2024/Sun., Jan. 7, 2024**

Seahawks at Cardinals.....	TBD
Steelers at Ravens.....	TBD
Buccaneers at Panthers.....	TBD
Browns at Bengals.....	TBD
Vikings at Lions.....	TBD
Bears at Packers.....	TBD
Texans at Colts.....	TBD
<b>Chiefs at Chargers.....</b>	<b>TBD</b>
Broncos at Raiders.....	TBD
Bills at Dolphins.....	TBD
Jets at Patriots.....	TBD
Falcons at Saints.....	TBD
Eagles at Giants.....	TBD
Rams at 49ers.....	TBD
Jaguars at Titans.....	TBD
Cowboys at Commanders.....	TBD

*\*In Week 18, two games will be played on Saturday (1:30 PM PT and 5:15 PM PT) with the remainder to be played on Sunday afternoon (10:00 AM PT and 1:25 PM PT) and one matchup to be played on Sunday night (5:20 PM PT). Specific dates, start times, and networks for Week 18 matchups will be determined and announced following the conclusion of Week 17.*

**WILD CARD PLAYOFFS**

January 13-14, 2024

**DIVISIONAL PLAYOFFS**

January 20-21, 2024

**CONFERENCE CHAMPIONSHIPS**

Sunday, January 28, 2024

**PRO BOWL**

Sunday, February 4, 2024

**SUPER BOWL LVIII  
(ALLEGIAN STADIUM –  
PARADISE, NEV.)**

Sunday, February 11, 2024

**2023 IMPORTANT DATES**

Aug. 8	- If a Drafted Rookie has not signing with his club by this date, he cannot be traded to any other club in 2023, and may sign a Player Contract only with the drafting club until the day of the Draft in the 2024 League Year.
Aug. 29	- Rosters cut down to maximum of 53 players on Active/Inactive List by 1 p.m. (PT).
Aug. 30	- Clubs may establish a Practice Squad, subject to the applicable limits negotiated for the 2023 season.
Sept. 10	- NFL Kickoff Weekend.
Oct. 31	- All trading ends at 1 p.m. (PT).
Nov. 1	- Players with at least four previous pension-credited seasons are subject to the waiver system for the remainder of regular season and postseason.
Nov. 14	- By 1 p.m. (PT), clubs must sign their Draft Choices and any Unrestricted and Restricted Free Agents to whom June 1 tender was made. If still unsigned after this date, players are prohibited from playing in the NFL in 2023.
Jan. 8	- Clubs may begin signing free agent players for the 2024 season.
Jan. 13-14	- Wild Card Playoffs
Jan. 20-21	- Divisional Playoffs
Jan. 28	- AFC and NFC Championship Games
Feb. 4	- Pro Bowl
Feb. 11	- Super Bowl LVIII, Allegiant Stadium, Paradise, Nev.

# CHARGERS RADIO NETWORK

As the Chargers' flagship English-language radio partner, iHeartMedia Los Angeles will again air all regular season and postseason Chargers games on ALT 98.7 — Los Angeles' New Alternative — complete with a two-hour pregame and one-hour postgame show.

Additionally, specially designated regular and postseason games will be simulcast on AM570 LA Sports. Throughout the season, players, coaches and Chargers personalities will appear in regularly-scheduled segments Monday through Friday on AM570 LA Sports and other iHeartRadio affiliates.



**MATT "MONEY" SMITH**

PLAY-BY-PLAY

Matt "Money" Smith enters his seventh season handling the play-by-play duties for the Chargers broadcast team. A fixture in Los Angeles sports for more than two decades, Smith is a co-host of the Petros & Money Show on AM 570. He was a fantasy football analyst on the NFL Network's NFL

Fantasy Live show and also was regularly featured as part of NFL.com's coverage of the NFL Draft, the NFL Scouting Combine and the Super Bowl.

Additionally, Smith has handled play-by-play for Compass Media Network's coverage of NFL games for over 10 years, NCAA football and NCAA basketball and has also done television play-by-play for the Pac-12 Network and the NFL on FOX. From 2005-09, Smith hosted AM 570's Los Angeles Lakers pregame, halftime and post-game shows, and he was part of the National Association of Broadcasters Hall of Fame morning program 'Kevin and Bean' on KROQ 106.7 FM in Los Angeles from 1995-2005.



**DANIEL JEREMIAH**

ANALYST

Jeremiah, a former NFL scout who spent a combined eight seasons with three NFL teams prior to joining the NFL Network in 2012, continues to partner with radio play-by-play announcer Matt "Money" Smith and sideline reporter Shannon Farren as the color analyst on ALT 98.7's Chargers game broadcasts.

A 2000 graduate of Appalachian State, where he was a three-year starter at quarterback, Jeremiah began his NFL career as a personnel assistant with the Baltimore Ravens scouting department in 2003 and was promoted to area scout in 2005. Moving to the Cleveland Browns as a National Scout prior to the 2007 season, most recently he served as a West Coast scout for the Philadelphia Eagles from 2010-12.

Currently a regular contributor on NFL.com and NFL Mobile, offering an Xs-and-Os look at players, teams and trends, the El Cajon, Calif., native also plays a vital role on various NFL Network programs such as NFL Total Access and Path to the Draft and is the co-host of the Move the Sticks Podcast with Bucky Brooks.



**SHANNON FARREN**

SIDELINE REPORTER

Shannon Farren hosts The Gary and Shannon Show on KFI Monday through Friday, 10 a.m. — 2 p.m. Before the show debuted in 2015, she spent 15 years reporting on news and sports in Sacramento, Seattle and Los Angeles.

Shannon has won awards from the Radio and Television News Association of Southern California and the Associated Press including Best Sports Reporting, Best Spot News Coverage, Best Feature Reporting and Best Use of Sound. She can be seen on NBC4's Going Roggin. Last year was her third season working the sidelines for the Chargers.

COMMUNITY

FRONT OFFICE

VETERANS

DRAFT PICKS  
& FREE AGENTS

2022 IN  
REVIEW

RECORDS  
& HISTORY

GENERAL  
INFORMATION

# CHARGERS PRESEASON TELECAST

CBS Los Angeles enters its fourth year as the exclusive local television home of Chargers preseason football games in Los Angeles.



**NOAH EAGLE**

PLAY-BY-PLAY

Noah Eagle enters his second season handling the play-by-play duties for the Chargers preseason contests. He calls college football for NBC on Big Ten Saturday Night in primetime and was formerly the play-by-play voice for the Los Angeles Clippers. Eagle has hosted shows on a variety of channels on Sirius XM and works for the Tennis Channel including coverage of the 2020 French Open. He has also served as the play-by-play announcer for SEC football on CBS and college basketball on FS1.

Eagle held the same role for NFL coverage on Nickelodeon for two seasons (2020-21) on Wild Card Weekend. The inaugural game totaled over 2 million viewers, marking the network's most-watched program among total viewers in nearly four years. Eagle received critical acclaim and the broadcast was recognized with a national Emmy award.

A 2019 graduate of Syracuse University, Eagle is the son of CBS NFL play-by-play broadcaster and fellow Syracuse graduate Ian Eagle. The elder Eagle also calls NBA and college basketball games on CBS, TNT and TBS, Brooklyn Nets games on the YES Network and works with the Tennis Channel calling the French Open.

Noah Eagle joins Hall of Famer Dan Fouts in the booth for Chargers preseason games. Fouts called NFL games with Eagle's father, Ian, on CBS for 10 years (2010-19).



**DAN FOUTS**

ANALYST

Dan Fouts, Pro Football Hall of Famer and former All-Pro quarterback, returns to the preseason booth for the Chargers.

Before his return to CBS, Fouts worked for ABC from 1997 to 2008 as an analyst alongside Keith Jackson. He served as play-by-play announcer for ABC's coverage of Pac-10 college football (2006-2007). Before that, Fouts spent two years working with Al Michaels and Dennis Miller as an analyst on ABC's *Monday Night Football*.

Fouts' 32-year broadcasting credits include the Super Bowl, Pro Bowl, Rose Bowl, Sugar Bowl, Aloha Bowl and the NFL Playoffs. In 1998 he and broadcast partner Brent Musburger had cameos in the hit film "The Waterboy," starring Adam Sandler.

Fouts played 15 seasons with the Bolts, where he was a six-time Pro Bowl selection. His years as pilot of the "Air Coryell" offense led him to retire with 42 team records and eight NFL records. His 43,040 total passing yards ranked No. 2 in NFL history at the time. Fouts earned NFL and AFC Player of the Year honors in 1982, and was inducted into the Pro Football Hall of Fame in 1993, his first year of eligibility. Fouts currently serves on the Hall of Fame's Advisory Committee and is one of the first inductees to serve as a voter for Hall of Fame eligibility. He also served on a blue ribbon panel of former and current players, coaches, executives and media members to select the NFL's All-Time team in celebration of the league's 100th season.



**LADAINIAN TOMLINSON**

SIDELINE REPORTER

Hall of Fame running back and former NFL Most Valuable Player, LaDainian Tomlinson, will serve as the sideline reporter for the preseason broadcasts. Tomlinson, who holds 28 team records, as well as the NFL single-season record for rushing touchdowns, supports the organization and expands its community outreach.

Tomlinson, who is an analyst on NFL Network, focuses on engaging fans and the community, sharing his passion for the Chargers and football.

On top of his broadcast responsibilities, Tomlinson's duties include helping to further develop fan engagement and community relations programs for the Bolts. The five-time Pro Bowl standout works with the organization to maintain an active presence in the community. Tomlinson's long and storied history with the team gives him a unique perspective, allowing him to continue building the Chargers' fan base in their new home.

COMMUNITY

FRONT OFFICE

VETERANS

DRAFT PICKS  
& FREE AGENTS

2022 IN  
REVIEW

RECORDS  
& HISTORY

GENERAL  
INFORMATION



# CHARGERS EN ESPAÑOL

In 2020, Que Buena 105.5/94.3 FM (KBUE) was announced as the new flagship Spanish-language radio broadcaster of the Chargers. It is owned and operated by Estrella Media, and will broadcast all preseason, regular season and postseason Chargers games, including pre and postgame shows. Throughout training camp and the regular and postseason, players, coaches and Chargers personalities will appear in regularly scheduled segments.



**ADRIAN  
GARCIA-MARQUEZ**  
PLAY-BY-PLAY

Garcia-Marquez enters his fourth-straight season in the Chargers booth after also serving as the team's Spanish-language play-by-play announcer in 2008. Like his partner, Francisco Pinto, he has been a fixture in the Southern California sports landscape for more than 20 years. The San Diego native began his career in baseball in 1999 as the host of the San Diego Padres Pregame Show for the team's Spanish radio flagship K1040 AM.

Garcia-Marquez spent six seasons as "La Voz de Los Lakers" on television where he won an Emmy Award for 'Live Sports Coverage', two NBA 'Best Live Call' Awards, and three Southern California Sports-Broadcaster Association Awards for best 'TV Play by Play.' He also serves as the principle play-by-play voice for FOX Deportes' coverage of the NFL and Premier Boxing Champions as well as MLB, College Football and Liga MX broadcasts.

Garcia-Marquez has also served as the play-by-play announcer for Super Bowl LIV and the World Series on five occasions.



**FRANCISCO PINTO**  
ANALYST

A native of Concepcion, Chile, Pinto will continue to lend his talents in the radio booth to serve as color analyst for the Chargers Spanish-language radio team. Pinto's long, illustrious career in television and radio spans over 20 years, and he is a popular on-air personality in Los Angeles.

He won the 2012 and 2015 NBA Broadcasting Award for Best Live Call and a 2013 LA Area Emmy Award for Live Sports Coverage for the contest between the Lakers and Raptors on December 8 of that year. Prior to joining the Lakers broadcast team, Pinto spent 12 years with KMEX-TV, Univision's LA affiliate, where he was a sports anchor for seven years before switching to news and becoming a host on the station's morning newscast, Primera Edición.

Pinto has covered many of the biggest sporting events in the world, including two World Cups (2002 and 2006) and several NBA Finals, Super Bowls, World Series and world title boxing matches.

COMMUNITY

FRONT OFFICE

VETERANS

DRAFT PICKS  
& FREE AGENTS

2022 IN  
REVIEW

RECORDS  
& HISTORY

GENERAL  
INFORMATION


# SOFI STADIUM

SoFi Stadium is the crown-jewel of Los Angeles and stadiums around the world. The venue is the centerpiece of Hollywood Park, a nearly 300-acre sports and entertainment destination in Inglewood, Calif. Capacity for the state-of-the-art stadium is 70,000 and expandable up to 100,000, with more than 260 luxury suites and 13,000 premium seats.

On February 13, 2022, SoFi Stadium hosted its first major sporting event in Super Bowl LVI. The College Football Playoff National Championship and WrestleMania were also held at the venue in 2023, while the stadium will be the site of the Opening and Closing Ceremonies of the 2028 Olympic Games. Hollywood Park is 3.5 times the size of Disneyland Park and, when completed, will feature retail, office, hotel, residential and recreational space.



Towering 122 feet above the field and providing the best experience for fans is The Infinity Screen – the largest videoboard ever created for a sports venue. The dual-sided board is the first-of-its-kind, weighing in at 2.2 million pounds and 120 yards in length. The Infinity Screen is the only 4K end-to-end videoboard in a sporting venue, features 80 million pixels and provides the largest graphics control system ever seen. The structure also features more than 260 speakers attached to the videoboard.



Providing protection just 70 feet above the videoboard is an Ethylene Tetrafluoroethylene (ETFE) canopy, making SoFi Stadium is the world's first-ever indoor-outdoor stadium. The canopy features 46 mechanical panels that can open to release hot air, promoting passive air circulation throughout the building. Constructed with 17.8 miles of cables, the canopy's 3.6-million-pound wire frame cable net system is the first of its kind in the United States and the largest on the planet. Adjacent to the stadium and sitting under the same roof canopy is the 2.5-acre American Airlines Plaza and the 6,000-seat YouTube Theater.




SoFi Stadium is the fifth home stadium for the Chargers in history, and the first with a turf playing surface. The Bolts registered the first victory at their new home in a 39-29 win over Jacksonville in 2020, where eventual Rookie of the Year Justin Herbert became the first rookie in history to register a victory when posting for 300-plus passing yards, three passing touchdowns and a rushing score while throwing no interceptions.



# BREAKING GROUND IN LOS ANGELES

On November 1, 2021, the Los Angeles Chargers announced the plans for Continental Development Corporation and Mar Ventures, Inc., to construct the team's new corporate headquarters and training facility on a 14-acre site in El Segundo, Calif. The team held a groundbreaking ceremony on May 18, 2022.

Designed by Gensler Sports, the project — situated south of El Segundo Boulevard and just east of Pacific Coast Highway on Nash Street — is centrally located less than three miles from Los Angeles International Airport and seven miles from SoFi Stadium.



With an emphasis on player efficiency and movement between spaces that includes direct access to the fields from all player and coaching spaces as well as direct connection between team meeting rooms and exterior walk-through space, specific locations within the new team headquarters include a roof-top hospitality club, full eSports gaming and content studios and a 3,100 square foot media center.



Outside the main building that spans nearly 145,000 square feet, three natural grass fields with an artificial turf perimeter can be taken in from 7,600 square feet of elevated outdoor terrace space. An additional 3,400 square foot elevated outdoor turf area and two-lane lap pool for player rehabilitation are among the various outdoor amenities set for construction.



With the field area designed to accommodate bleacher seating, 348 on-site parking spaces and accommodations available for offsite parking, the Chargers will be able to host public training camp at the El Segundo complex once open.

The project is currently estimated for completion by Spring 2024.



COMMUNITY

FRONT OFFICE

VETERANS

DRAFT PICKS  
& FREE AGENTS

2022 IN  
REVIEW

RECORDS  
& HISTORY

GENERAL  
INFORMATION

# MEDIA INFORMATION

**GAME-DAY MEDIA PARKING:** Media attending Chargers home games have been assigned reserved areas to park at SoFi Stadium. Media will park in Lot E of SoFi Stadium. All parking will be distributed electronically. As a reminder, parking is limited and is being provided as a courtesy.

**MEDIA ENTRANCE:** All credentialed media must enter through southeast media gate between entries 10 & 11 near Media Will Call and are subject to search procedures. Please be prepared to open all cases and bags for inspection by SoFi Stadium security personnel. All items will be inspected and tagged for security purposes. Please make sure bags are identifiable and limit carry-in items to only what is necessary. Please remove any security tags from prior games.



**JOSH RUPPRECHT**  
Senior Vice President,  
Communications & External Affairs



**JENNIFER ROJAS**  
Vice President,  
Marketing Communications & Alumni Affairs



**JAMAAL LaFRANCE**  
Senior Manager,  
Football Communications



**BROCK ANDERSON**  
Manager,  
Football Communications



**DANNY MARKINO**  
Senior Coordinator,  
Football Communications



**JORDAN COLQUITT**  
Coordinator, Marketing Communications  
& Alumni Affairs



**LEONIE STREHL**  
Coordinator, Marketing Communications  
& Alumni Affairs

The communications department of the Los Angeles Chargers serves as the liaison between the team and the media. Please contact us with all requests for information or game credentials.

## LOS ANGELES CHARGERS COMMUNICATIONS DEPARTMENT

**Josh Rupprecht**  
**Jennifer Rojas**  
**Jamaal LaFrance**  
**Brock Anderson**  
**Danny Markino**  
**Jordan Colquitt**  
**Leonie Strehl**

Senior Vice President, Communications & External Affairs  
Vice President, Marketing Communications & Alumni Affairs  
Senior Manager, Football Communications  
Manager, Football Communications  
Senior Coordinator, Football Communications  
Coordinator, Marketing Communications & Alumni Affairs  
Coordinator, Marketing Communications & Alumni Affairs

## CHARGERS MEDIA SITE

[Chargers.com/media](https://chargers.com/media) is available to assist media with coverage leading up to each game of the 2023 season. The media site contains digital copies of all press materials. Credential requests on the site must be submitted by the sports director, sports editor or photo editor to be considered.

## PRESS BOX

Media can access the press box by entering SoFi Stadium through the southeast media gate. Once on the concourse, turn left and walk along the concourse around the South end zone until reaching elevators in the southwest corner of the stadium. Take the elevators up to level 7 to access the press box.

## TICKET INFORMATION

For information, call the Chargers' ticket office at 1-877-CHARGERS or visit [chargers.com/tickets](https://chargers.com/tickets).

## LOS ANGELES CHARGERS 2023 MEDIA GUIDE

The 2023 Media Guide is a publication of the Los Angeles Chargers.

The Los Angeles Chargers 2023 Media Guide was edited and arranged by Brock Anderson and Danny Markino with the help of Josh Rupprecht, Jennifer Rojas, Jamaal LaFrance, Jordan Colquitt and Leoni Strehl.

A special thank you to Joshua Rhodes and Tyler Brazas for their design assistance. Photography by Mike Nowak, Ty Nowell and AP Images. Thank you to Jim Cosgrove and Gorilla Marketing for printing and binding hard copies.



# INDEX

100-yard receiving games, all-time	320
100-yard rushing games, all-time	318
200-yard all-purpose games, all-time	324
2022 In Review	
Game Summaries	294
Participation, regular season	292
Regular-season rankings	291
Single-game highs	293
Statistics, defense	291
Statistics, offense	290
Weekly leaders	293
300-yard passing games, all-time	317

## A

Abraham, Dennis	77
Allen, Brevin	273
Allen, Keenan	90
Ansley, Derrick	38
Arth, Tom	44

## B

Bailey, Zack	273
Baker-Williams, Tyler	274
Bannerman-Oden, Jaylen	81
Beatty, Chris	46
Beidelschies, Donovan	79
Big Days (notable performances)	317
Bonk, Jeanne M.	27
Bosa, Joey	103
Branch, Johari	274
Brodsky, Ethan	80
Brooks, Jonathan	75
Brown, Cam	274
Bynum, Terrell	275

## C

Chargers broadcasts	
English radio	487
Preseason telecast	488
Spanish radio	489
Chargers honors	432
Chargers in the Community	8
Chargers top-10	
Career	313
Single-season	315
Chronology, Chargers franchise	433
Clapp, Will	111
Clark, Jerrod	275
Clark, Louis	77
Coaches, all-time	
Head coaches	460
Assistants	461
College, draft selections by	453
College, players by	471

## D

Davis, Derius	266
Davis, Michael	113
Dicker, Cameron	118
Donatell, Tom	48
Draft	
All-time selections	446
Choices, 2023	452
College, selections by	453
Doss, Keelan	276
Dotson, Elijah	277
Duggan, Max	271

## E

East, Nathan	277
Ekeler, Austin	120
El Segundo Facility	491
Everett, Gerald	131
Ezeike, Michael	278

## F

Fabiani, Mark	32
Farmer, Andrew	278
Ficken, Ryan	40
Finley, A.J.	278
Football Support Staff	82
Foster, Derrick	49
Fox, Morgan	134

## G

Gates, Antonio	31
Gilman, Alohi	137
Gould, Chris	51
Guyton, Jalen	140

## H

Hall, Kemon	143
Harris, Josh	145
Harris, Will	52
Head coaches, all-time	460
Henley, Daiyan	264
Herbert, Justin	148
Hiestand, Mike	54
Hightower, John	279
Hinton, Christopher	280
Hobbs, Chris	80
Hoosman, Tyler	280
Hopkins, Dustin	160
Horvath, Zander	164
Howard, Jeff	55

## J

Jackson, J.C.	165
Jacquet, Michael	281
Jaimes, Brenden	169
James Jr., Derwin	171
Jasinski, Mike	80
Johnson, Austin	177
Johnson, Zion	180
Johnston, Quentin	262
Jones, Mikel	282
Jordan, Lucius	76
Joseph-Day, Sebastian	182

## K

Kampmoyer, Hunter	282
Kelley, Joshua	185
Kelly, Kevin	78
Kemp, Carlo	283
Kendricks, Eric	188
Koger, Kevin	57

## L

Last time	330
Lang, Terrance	283
Layne, Raheem	192
Leonard, Deane	193
Linsley, Corey	194
Longest plays	
Postseason	326
Regular season	325
Lomando, Anthony	74
Lynch, Blake	200
Lyon, Tyler	78



<b>M</b>	
Maas, Fred .....	29
Mack, Khalil .....	202
MacPherson, James .....	79
Matlock, Scott .....	270
McFaddent, Jordan .....	268
McGuire, Ed .....	28
McGuire, Kevin .....	81
McKitty, Tre' .....	208
Media information .....	492
Melsop, Nic .....	284
Moa, David .....	284
Moore, Kellen .....	42
Mullen, Tiawan .....	285
Murray Jr., Kenneth .....	210
Muschamp, Robert .....	59
<b>N</b>	
NFL honors .....	426
Niemann, Nick .....	213
Nugent, Brendan .....	60
Nussmeier, Doug .....	61
<b>O</b>	
Ogbongbemiga, Amen .....	215
Ogbonnia, Otito .....	217
Okoye, CJ .....	285
<b>P</b>	
Palmer, Joshua .....	218
Parham Jr., Donald .....	220
Pipkins III, Trey .....	223
Pleasants, Austen .....	285
Postseason results	
All-time .....	404
Game summaries .....	407
Preseason results, all-time .....	405
Prime-time, Chargers in .....	404
Pro Football Hall of Fame, Chargers enshrined .....	424
<b>R</b>	
Records, Individual	
Postseason .....	327
Regular season .....	304
Records, Team	
Postseason .....	329
Regular season .....	308
Results	
All-time record .....	398
By opponent .....	399
Postseason, all-time .....	404
Preseason, all-time .....	405
Prime time, since 1970 .....	404
Warmest and coldest games .....	398
Retired numbers .....	423
Rodgers, Jay .....	63
Roster	
Alphabetical, 2023 .....	87
Alphabetical, all-time .....	462
Numerical, 2023 .....	88
Numerical, all-time .....	472
Rountree III, Larry .....	226
Rumph II, Chris .....	228
Ryan, Patrick .....	81

<b>S</b>	
Salyer, Jamaree .....	230
Samuel Jr., Asante .....	232
Sarell, Foster .....	235
Sarrett, Shaun .....	65
Schedule	
Chargers, 2023 .....	1
NFL regular season, 2023 .....	484
Scott, JK .....	236
Serchia, Phil .....	67
Sharabba, Chloe .....	81
Shelby, Ty .....	286
Sheridan, Justin .....	79
Slater, Rashawn .....	240
Smartt, Stone .....	242
Smith, Giff .....	68
SoFi Stadium .....	490
Spanos, A.G. .....	24
Spanos, Alex & Faye .....	18
Spanos, Dean A. .....	20
Spanos, John .....	25
Spanos, Michael A. .....	23
Spiller, Isaiah .....	243
Staff Directory .....	3
Staley, Brandon .....	35
Stick, Easton .....	244
Sylvan, Katie .....	78
<b>T</b>	
Taylor, Ja'Sir .....	246
Telesco, Tom .....	33
Timu, John .....	70
Tomlinson, LaDainian .....	30
Trade history .....	454
Trainer, Andrew .....	286
Tuipulotu, Tuli .....	263
<b>U</b>	
Uniform history .....	458
Uzodinma, Amechi .....	287
<b>W</b>	
Weaver, Isaac .....	287
Webb Jr., Mark .....	248
White, Pat .....	71
Whitmer, Chandler .....	72
Williams, Mike .....	249
Williams, Nick .....	256
Wilson, Pokey .....	288
Wooden, JoJo .....	77
Woods, JT .....	260
Wright, Milton .....	288
<b>Y</b>	
Year-By-Year Statistics .....	333



SoFi Stadium

# SEATING MAP



[CHARGERS.COM](https://www.chargers.com)



*Don Coryell*

PRO FOOTBALL HALL OF FAME  
CLASS OF 2023