

# LOS ANGELES CHARGERS

WEEK 12  
TIME RELEASE

AT PITTSBURGH STEELERS



2018 GAME 12



AT



SUNDAY, DEC. 2 - 5:20 PM

# LOS ANGELES CHARGERS

## GAME RELEASE

714-540-7100

CHARGERS.COM

@CHARGERS

JOSH.RUPPRECHT@CHARGERS.NFL.COM | SKIP.POWERS@CHARGERS.NFL.COM | JENNIFER.ROJAS@CHARGERS.NFL.COM | JAMAAL.LAFRANCE@CHARGERS.NFL.COM  
BROCK.ANDERSON@CHARGERS.NFL.COM | LAUREN.MEYER@CHARGERS.NFL.COM

### CHARGERS at STEELERS

The Los Angeles Chargers (8-3) will once again log the miles as they head across the country to face the Pittsburgh Steelers (7-3-1) under the lights on Sunday, Dec. 2. Kickoff is set for 5:20 p.m. PT from Heinz Field. Al Michaels, Cris Collinsworth and Michele Tafoya have the call on NBC Sunday Night Football while Matt "Money" Smith, Daniel Jeremiah and Shannon Farren will bring the action on KFI-AM 640. Mario Solis and Jorge Villanueva will present the game in Spanish on KFWB-AM 980.

The Bolts returned to their winning ways, downing the Cardinals, 45-10. The win is the seventh in the last eight games for the Chargers. Philip Rivers led the way with a record-breaking performance. Rivers set the NFL single-game record by completing 25-straight passes. His records on the day included the most consecutive completions to start a game, the most consecutive completions in a single game and he tied Ryan Tannehill for the most consecutive passes completed at any point in league history. On top of the completions record, Rivers finished the game with a 96.6 completion percentage, the highest by a quarterback in a single game in league annals (min. 20 att.).

The Chargers face their second AFC North opponent of the season when they head to division-leading Pittsburgh on Sunday night. The Steelers lead the regular season series, 22-7, and are 14-1 at home against the Chargers. The Steelers won the last meeting, 24-20, but the Bolts got the best of the Steelers in the last trip to Pittsburgh by the score of 34-24. One of the greatest moments in Chargers history happened in Pittsburgh. On Jan. 15, 1995, the Chargers secured their first Super Bowl appearance by downing the Steelers, 17-13 in the AFC Championship Game.

The Steelers enter the Sunday Night matchup coming off a 24-17 loss to the Denver Broncos. Before the setback against Denver, Pittsburgh had won six straight. Ben Roethlisberger continues to get the job done for the Steelers, throwing for 3,664 yards and 24 touchdowns while sporting a 95.9 rating in 2018. James Conner has emerged as one of the top backs in the league, rushing for 849 yards with 10 scores while adding 453 yards receiving and a touchdown. JuJu Smith-Schuster leads the team with 77 catches and 1,055 yards while Antonio Brown has chipped in 874 yards and 11 scores.

The Chargers return home and stay in the AFC North division as they host the Cincinnati Bengals on Sunday, Dec. 9. Kickoff is set for 1:05 p.m. from StubHub Center and will air on CBS.

### BY THE NUMBERS

- 3.43** Mike Williams has had no problem finding the endzone in his second season. He leads the Chargers with seven receiving touchdowns. Of his 24 receptions, 20 have gone for first downs. Williams averages a TD every 3.43 receptions, the best in the league (20 catch min.).
- 15.8** Over the last eight games, the Chargers defense leads the NFL in points per game allowed with just 15.8. That average is nearly three points per game better than the next in the league as the Baltimore Ravens sport an 18.4 average over that span.
- 25** Philip Rivers broke the NFL record by completing 25-straight passes against the Arizona Cardinals. His records on the day were the most consecutive completed passes in a single game, the most to start a game and tied for the most over any span in league history.
- 96.6** Philip Rivers broke Hall of Fame quarterback Kurt Warner's single-game record by completing 96.6 percent of his passes (28 of 29). The previous record held by Warner was 92.3 percent (24 of 26 passing). (Min. 20 pass attempts)

### GAME RELEASE INDEX

PAGE	CONTENT	PAGE	CONTENT	PAGE	CONTENT
2	Schedule Breakdown	9	2018 Notes	29	Pronunciations
3	The Coaches	18	Milestones	30	Transactions
4	Connections	19	Philip Rivers	32	Depth Chart
5	Notables vs. Opponent	22	Antonio Gates	33	Last Time
6	The Matchup	24	Anthony Lynn	35	Statistics
7	Series History	25	Tom Telesco	40	Game Recaps
8	Career Stats vs. Opponent	26	Rosters	52	Player Capsules

## CHARGERS SCHEDULE

### PRESEASON

SAT. AUG. 11	@ ARIZONA	L, 24-17	KABC
SAT. AUG. 18	SEATTLE	W, 24-14	KABC
SAT. AUG. 25	NEW ORLEANS	L, 36-7	CBS*
THU. AUG. 30	@ SAN FRANCISCO	W, 23-21	KABC

### REGULAR SEASON

SUN. SEPT. 9	KANSAS CITY	L, 38-28	CBS
SUN. SEPT. 16	@ BUFFALO	W, 31-20	CBS
SUN. SEPT. 23	@ LOS ANGELES	L, 35-23	CBS
SUN. SEPT. 30	SAN FRANCISCO	W, 29-27	CBS
SUN. OCT. 7	OAKLAND	W, 26-10	CBS
SUN. OCT. 14	@ CLEVELAND	W, 38-14	CBS
SUN. OCT. 21	TENNESSEE	W, 20-19	CBS
BYE			
SUN. NOV. 4	@ SEATTLE	W, 25-17	CBS
SUN. NOV. 11	@ OAKLAND	W, 20-6	FOX
SUN. NOV. 18	DENVER	L, 23-22	CBS
SUN. NOV. 25	ARIZONA	W, 45-10	FOX
SUN. DEC. 2	@ PITTSBURGH	5:20 PM	NBC
SUN. DEC. 9	CINCINNATI	1:05 PM	CBS
THU. DEC. 13	@ KANSAS CITY	5:20 PM	FOX/NFLN
SAT. DEC. 22	BALTIMORE	5:20 PM	NFLN
SUN. DEC. 30	@ DENVER	1:25 PM	CBS

► The Chargers will host the Tennessee Titans at Wembley Stadium as part of the 2018 NFL London Games  
• Subject to NFL's flex scheduling / All times Pacific and subject to change / \* Nationally televised

### 2018 AFC WEST STANDINGS

WEST	W	L	T	Pct.	PF	PA
Kansas City	9	2	0	.818	404	294
Los Angeles Chargers	8	3	0	.727	307	219
Denver	5	6	0	.455	252	252
Oakland	2	9	0	.182	187	327

### CHARGERS ON THE AIR

#### TELEVISION: NBC

**Play-by-play:** Al Michaels  
**Analyst:** Cris Collinsworth  
**Sideline:** Michele Tafoya

#### NATIONAL RADIO: WESTWOOD ONE

**Play-by-play:** Kevin Kugler  
**Analyst:** Ross Tucker

#### CHARGERS RADIO: KFI-AM 640

**Play-by-play:** Matt "Money" Smith  
**Analyst:** Daniel Jeremiah  
**Sideline:** Shannon Farren

#### SPANISH RADIO: KFWB-AM 980

**Play-by-play:** Mario Solis  
**Analyst:** Jorge Villanueva



## BREAKING DOWN THE 2018 SCHEDULE

The Chargers opponents in 2018 posted a **102-106 (.490)** regular season record in 2017. Five of the teams on the schedule made the postseason and eight of the teams had a .500 or better record. The Chargers finished second in the AFC West and were 3-3 against divisional foes. The Bolts finished strong, winning nine of their last 12 contests.

SERIES BREAKDOWN	2017 RECORD	NOTES
 <b>ALL-TIME:</b> 55-61-1 <b>HOME:</b> 32-26-1 <b>AWAY:</b> 23-35-0 <b>LAST:</b> L, 38-28 - 2018 at Chargers	<b>OVERALL:</b> 10-6-0 <b>HOME:</b> 6-2-0 <b>AWAY:</b> 4-4-0 <b>POSTSEASON:</b> Wild Card Round	The Chiefs have been a thorn in the side of the Chargers for the past few seasons. Kansas City once again swept the season series, moving their winning streak to eight games against the Bolts. This will be the fourth time the Chargers host the Chiefs in the season-opener and the first since 1992.
 <b>ALL-TIME:</b> 25-12-2 <b>HOME:</b> 14-6-1 <b>AWAY:</b> 11-6-1 <b>LAST:</b> W, 31-20 - 2018 at Bills	<b>OVERALL:</b> 9-7-0 <b>HOME:</b> 6-2-0 <b>AWAY:</b> 3-5-0 <b>POSTSEASON:</b> Wild Card Round	The Chargers put up 54 points and recorded six takeaways to run away to a 54-24 victory at home in 2017. The Bolts hold an all-time regular-season record of 23-10-2 against the Bills, which is the franchise's best regular-season winning percentage against any team.
 <b>ALL-TIME:</b> 5-7-0 <b>HOME:</b> 3-1-0 <b>AWAY:</b> 2-6-0 <b>LAST:</b> L, 35-23 - 2018 at Rams	<b>OVERALL:</b> 11-5-0 <b>HOME:</b> 4-4-0 <b>AWAY:</b> 7-1-0 <b>POSTSEASON:</b> Wild Card Round	The Chargers won't have to travel far as they take on the Rams. This meeting marks a clash of two of the league's most explosive offenses as the Chargers ranked fourth and the Rams 10th in 2017. The two teams last met in 2014, a 27-24 victory for the Bolts.
 <b>ALL-TIME:</b> 8-7-0 <b>HOME:</b> 5-3-0 <b>AWAY:</b> 3-4-0 <b>LAST:</b> W 29-27 - 2018 at Chargers	<b>OVERALL:</b> 6-10-0 <b>HOME:</b> 3-5-0 <b>AWAY:</b> 3-5-0 <b>POSTSEASON:</b> N/A	The 49ers head down the coast to face L.A. The last time the teams squared off in the regular season marked the Chargers' greatest comeback as they tied a franchise record by storming back from a 21-point second half deficit to pull out a thrilling 38-35 OT victory.
 <b>ALL-TIME:</b> 54-63-2 <b>HOME:</b> 27-32-1 <b>AWAY:</b> 27-31-1 <b>LAST:</b> W 20-6 - 2018 at Raiders	<b>OVERALL:</b> 6-10-0 <b>HOME:</b> 4-4-0 <b>AWAY:</b> 2-6-0 <b>POSTSEASON:</b> N/A	The Chargers swept their division rival for the first time since the 2014 season. The Chargers used a last-second game-winning field from Nick Novak to earn a 17-16 victory at Oakland. Philip Rivers then threw for 387 yards and three scores to lead the Bolts to a convincing, 30-10 win in the season finale.
 <b>ALL-TIME:</b> 17-9-1 <b>HOME:</b> 8-4-0 <b>AWAY:</b> 9-5-1 <b>LAST:</b> W, 38-14 - 2018 at Browns	<b>OVERALL:</b> 0-16-0 <b>HOME:</b> 0-8-0 <b>AWAY:</b> 0-8-0 <b>POSTSEASON:</b> N/A	The Chargers did not suffer a let down against the Browns in 2017 as the Bolts held on for a 19-10 home victory. Philip Rivers completed 31 passes for 344 yards while Keenan Allen became the first player in NFL history to have 10+ catches, 100+ receiving yards and 1+ TD catch in three straight games.
 <b>ALL-TIME:</b> 28-17-1 <b>HOME:</b> 18-5-1 <b>AWAY:</b> 10-16-0 <b>LAST:</b> W, 20-19 - 2017 at London	<b>OVERALL:</b> 9-7-0 <b>HOME:</b> 6-2-0 <b>AWAY:</b> 3-5-0 <b>POSTSEASON:</b> Wild Card Round	While this is considered a home game for the Bolts, it will take place in London at Wembley Stadium. The Chargers have won nine of the past 10 games overall, including six straight at home. Los Angeles' 1,068 points scored against Tennessee are the most among non-current division opponents.
 <b>ALL-TIME:</b> 25-26-0 <b>HOME:</b> 14-10-0 <b>AWAY:</b> 11-16-0 <b>LAST:</b> W, 25-17 - 2018 at Seahawks	<b>OVERALL:</b> 9-7-0 <b>HOME:</b> 4-4-0 <b>AWAY:</b> 5-3-0 <b>POSTSEASON:</b> N/A	Following a Week 8 bye, the Chargers head north to play their former AFC West foe. L.A. has posted five-straight games with 20-plus points against Seattle, and no team has won a game in the series by double digits since 1998. The Bolts only have four wins in the last 15 meetings against the Seahawks.
 <b>ALL-TIME:</b> 51-66-1 <b>HOME:</b> 34-25-0 <b>AWAY:</b> 17-41-1 <b>LAST:</b> L, 23-22 - 2017 vs. Broncos	<b>OVERALL:</b> 5-11-0 <b>HOME:</b> 4-4 <b>AWAY:</b> 1-7 <b>POSTSEASON:</b> N/A	The Chargers again split the season series against the Broncos. In the season opener on Monday Night Football, the Chargers saw their comeback bid fall short, 24-21. The Chargers got payback at home by blanking the division rival, 21-0. The shutout ended the second-longest scoring streak in NFL history.
 <b>ALL-TIME:</b> 10-4-0 <b>HOME:</b> 7-1-0 <b>AWAY:</b> 3-3-0 <b>LAST:</b> W, 45-10 - 2018 at Chargers	<b>OVERALL:</b> 8-8-0 <b>HOME:</b> 5-3-0 <b>AWAY:</b> 3-5-0 <b>POSTSEASON:</b> N/A	The Chargers host Arizona for the first time since 2010, which was a 41-10 victory. Los Angeles holds a 9-4 all-time advantage, including a 6-1 record as the home team. The Chargers have also won three of the last four against the Cardinals, scoring 20-plus points in all of those victories.
 <b>ALL-TIME:</b> 9-23-0 <b>HOME:</b> 6-8-0 <b>AWAY:</b> 3-15-0 <b>LAST:</b> L, 24-20- 2015 at Chargers	<b>OVERALL:</b> 13-3-0 <b>HOME:</b> 6-2-0 <b>AWAY:</b> 7-1-0 <b>POSTSEASON:</b> Divisional Round	This is the Chargers' first trip to the Steel City since 2012, when Philip Rivers and Danario Alexander helped power a 34-24 upset over the Steelers. The Bolts have tallied 20-plus points in three of their past four games in Pittsburgh while no team in the series has won by more than 10 points since 2003.
 <b>ALL-TIME:</b> 20-15-0 <b>HOME:</b> 10-7-0 <b>AWAY:</b> 10-8-0 <b>LAST:</b> L, 24-19 - 2015 at Bengals	<b>OVERALL:</b> 7-9-0 <b>HOME:</b> 4-4-0 <b>AWAY:</b> 3-5-0 <b>POSTSEASON:</b> N/A	The Bengals head to Southern California for the first time since 2013. Cincinnati has won the last four regular season contests, however, the Chargers did beat them when it mattered most over the eight-year span, defeating the Bengals 27-10 on the road in the Wild Card round of the 2013 playoffs.
 <b>ALL-TIME:</b> 5-6-0 <b>HOME:</b> 4-3-0 <b>AWAY:</b> 1-3-0 <b>LAST:</b> L, 29-26 - 2015 at Ravens	<b>OVERALL:</b> 9-7-0 <b>HOME:</b> 5-3-0 <b>AWAY:</b> 4-4-0 <b>POSTSEASON:</b> N/A	It won't be decided until after Week 8 whether the game will be held on Saturday, December 22 or Sunday, December 23. No matter when Baltimore heads west, it marks their first trip to the Chargers since 2012. The last three contests have been separated by a combined seven points.



## THE HEAD COACHES



**Anthony Lynn** is in his second season as a head coach in the National Football League after serving as Buffalo's interim in Week 17 of the 2016 season. Lynn comes in with 83 games of playing experience under his belt, as well as two world championships on his résumé as a running back for the back-to-back Super Bowl champion Denver

Broncos (XXXII and XXXIII). Lynn has always had a passion for teaching the game. Immediately following his last season in 1999, Lynn assumed the role of offensive assistant and assistant to special teams in Denver in 2000. Lynn spent 12 years as a running backs coach for the Jaguars, Cowboys, Browns, Jets and Bills. He then landed his first assistant head coaching position in New York with the Jets, while also coaching the running backs, and assumed the same position the following two seasons in Buffalo. The two seasons Lynn spent in Buffalo, the Bills led the NFL in both rushing yards (2,630 in 2016, and 2,432 in 2015) and rushing touchdowns (29 in 2016, and 19, tie in 2015). During his last two coaching stops (New York and Buffalo), Lynn's offenses combined for a total 18,218 rushing yards during that span (2009-2016), the most combined yards in the NFL over that period. In his first season at the helm in Los Angeles Lynn rallied the team after an 0-4 start to win nine of the final 12 games, including six of the last seven contests. The Chargers finished 9-7 and just missed out on a playoff berth due to a tiebreaker. The nine wins over the 12-game span was the best mark since the team won the last 11 games of the 2009 season. The five-straight home wins were also the best run on home turf since that 2009 season.



**Mike Tomlin** was named the 16th head coach in Pittsburgh Steelers history on January 22, 2007. Hired at the age of 34, Tomlin became only the third head coach hired by the Steelers since 1969. In his first 11 seasons, Tomlin has accomplished many things that have never been done in the team's storied history. His 116-60

regular-season record (.659) is the best start in franchise history. He reached 100 career wins in the fewest games (157) in team history. Tomlin became the eighth head coach in NFL history to reach 100 regular-season wins in their first 10 seasons. His 103 regular-season wins are tied for the fourth-most wins by an NFL head coach in their first 10 seasons as a head coach. Tomlin also became the youngest head coach in NFL history to both coach in and win a Super Bowl when he led the Steelers to a 27-23 victory over the Arizona Cardinals in Super Bowl XLIII (36 years, 323 days). By winning the Super Bowl in only his second season as a head coach, he also became the fastest to win a Super Bowl title in Steelers history. Over the past five seasons (2013-17), Tomlin has led the team to a 20-3 record in the month of December/January, which are the most wins in December/January over that span. In his 11 years as head coach of the Steelers, Tomlin has led Pittsburgh to six AFC North titles, most recently in 2017, and has guided the Steelers to the playoffs eight times, including two trips to the Super Bowl (XLIII and XLV). Tomlin has won at least five home games in each of his first 11 years, including six at Heinz Field in 2017.

## ANTHONY LYNN COACHING HISTORY

Category	W	L	T	Pct.
Regular-season record as NFL head coach	17	11	0	0.607
Postseason record as NFL head coach	—	—	—	—
Overall record as NFL head coach	17	11	0	0.607
Regular-season record as NFL coordinator	7	6	0	0.538
Postseason record as NFL coordinator	—	—	—	—
Overall record as NFL coordinator	7	6	0	0.538
Regular-season record as NFL assistant coach	128	130	0	0.496
Postseason record as NFL assistant coach	4	4	0	0.500
Overall record as NFL assistant coach	132	134	0	0.496
Regular-season record as NFL coach	152	147	0	0.508
Postseason record as NFL coach	4	4	0	0.500
<b>Overall record as NFL coach</b>	<b>156</b>	<b>151</b>	<b>0</b>	<b>0.508</b>

## WHO IS NEW ON THE ROSTER

### 2018 DRAFT PICKS

Draft Picks	Position	Selection
Derwin James	S	1st round (17th overall)
Uchenna Nwosu	LB	2nd round (48th overall)
Justin Jones	DT	3rd round (84th overall)
Kyzir White	S/LB	4th round (119th overall)
Scott Quessenberry	C/G	5th round (155th overall)
Dylan Cantrell	WR	6th round (191st overall)
Justin Jackson	RB	7th round (251st overall)

### 2018 VETERAN ADDITIONS

Name	Position	Years	College
Virgil Green	TE	8	Nevada
Mike Pouncey	C	8	Florida
Geno Smith	QB	6	West Virginia
Jaylen Watkins	DB	4	Florida
Donnie Jones	P	15	LSU

## THE COORDINATORS

In his first season as the Chargers' defensive coordinator, **Gus Bradley** inherited the 29th-ranked defense and turned it around to be the No. 3 scoring defense in 2017.

### GUS BRADLEY AS A DEFENSIVE COORDINATOR

Year	Team	Total (rank)	Rush (rank)	Pass (rank)	Scoring (rank)
<b>2009</b>	Sea.	356.4 (24)	111.0 (15)	245.4 (30)	24.4 (T-25)
<b>2010</b>	Sea.	368.6 (27)	118.9 (21)	249.6 (27)	25.4 (25)
<b>2011</b>	Sea.	332.2 (9)	112.3 (15)	219.9 (11)	19.7 (7)
<b>2012</b>	Sea.	306.2 (4)	103.1 (10)	203.1 (6)	15.3 (1)
<b>2017</b>	LAC	328.4 (15)	131.1 (31)	197.3 (3)	17.0 (3)
<b>2018</b>	LAC	334.8 (9)	107.5 (13)	227.3 (7)	19.9 (4)

As the Chargers' offensive coordinator, **Ken Whisenhunt** led the top-ranked passing attack in the NFL. The last time the Chargers led the league in passing was in 1985.

### KEN WHISENHUNT AS AN OFFENSIVE COORDINATOR

Year	Team	Total (rank)	Rush (rank)	Pass (rank)	Scoring (rank)
<b>2004</b>	Pit.	324.0 (16)	154.0 (2)	170.0 (28)	23.3 (11)
<b>2005</b>	Pit.	321.8 (T-15)	138.9 (5)	182.9 (24)	24.3 (8)
<b>2006</b>	Pit.	357.8 (7)	124.5 (10)	233.3 (9)	22.1 (T-12)
<b>2013</b>	S.D.	393.3 (5)	122.8 (13)	270.5 (4)	24.8 (12)
<b>2016</b>	S.D.	356.8 (14)	94.4 (26)	262.4 (8)	25.6 (9)
<b>2017</b>	LAC	376.6 (4)	99.7 (24)	276.9 (1)	22.2 (13)
<b>2018</b>	LAC	402.0 (6)	128.8 (8)	273.2 (10)	27.9 (T-7)

## THE CHARGERS ROAD TRIP SINCE WEEK 6

Total time of complete Week 6-7 trip:

- ~Approx. 9 days, 10 hours, 30 minutes
- o 815,400 seconds
- o 13,590 minutes
- o 226.5 hours
- o 2.59% of the 2018 calendar year

Total time spent in the air (Week 6-9):

- ~Approx. 35.5 hours
- o 127,800 seconds
- o 2,130 minutes

Total mileage of trips Week 6-10:

- ~Approx. 13,773 miles
- o 55 percent of the distance of a trip around the world
- o Nearly 5.8 percent of the way to the moon







## CONNECTIONS

### PRO

Chargers **T Joe Barksdale** played in Oakland when Steelers **WR Darrius Heyward-Bey** was on the roster from 2011-12.

Pittsburgh **CB Joe Haden** and Chargers **WR/PR Travis Benjamin** played in Cleveland for four seasons (2012-15). Steelers **LB L.J. Fort** was also on the roster in 2012.

Los Angeles **CB Casey Hayward Jr.** and Steelers **S Morgan Burnett** played together in Green Bay from 2012-15.

Chargers **NT Brandon Mebane** and **T Russell Okung** were teammates with **Fort** in Seattle during the 2014 season, when the Seahawks made a consecutive Super Bowl appearance in Super Bowl XLIX.

Chargers **C Mike Pouncey** played in Miami when Pittsburgh **WR Justin Hunter** was on the roster during the 2016 season.

Steelers **RB Stevan Ridley** lined up in the backfield for the New York Jets when Chargers **QB Geno Smith** was under center in 2015.

Steelers **Tight Ends Coach James Daniel** served in the same role in Atlanta when Chargers **Assistant Head Coach/Special Teams Coordinator George Stewart** coached wide receivers during the 2003 season.

Chargers **Strength and Conditioning Coach John Lott** coached in Arizona when Steelers **Wide Receivers Coach Darryl Drake** served in the same role from 2013-16.


**Stewart** and Steelers **Defensive Line Coach Karl Dunbar** coached together in Minnesota from 2006-11.

**Dunbar** coached the defensive line for the New York Jets when Chargers **Head Coach Anthony Lynn** coached running backs from 2012-14. **Lynn** was also the assistant head coach during the 2014 season.

**Dunbar** coached the defensive line in Buffalo when Chargers **Offensive Line Coach Pat Meyer** was a football operations consultant in 2015. **Lynn** also served as the assistant head coach.

Pittsburgh **Conditioning Coordinator Garrett Glemont** was the strength and conditioning coach in Tampa Bay when Los Angeles **Assistant Special Teams Coach Keith Burns** was on the active roster in 2004.

Steelers **Running Backs Coach James Saxon** and **Stewart** were on the Minnesota coaching staff together for three seasons (2011-13).



### FORMER STEELERS ON THE CHARGERS

**Assistant Head Coach/Special Teams Coordinator George Stewart** coached special teams for Pittsburgh from 1989-91.

**Offensive Coordinator Ken Whisenhunt** served in the same role for the Steelers from 2004-06, following three seasons as the tight ends coach (2001-03).

**Strength and Conditioning Coach John Lott** was a C/G for the Steelers in 1987.

### FOOTBALL IS FAMILY

Steelers **C Maurkice Pouncey** and Chargers **C Mike Pouncey** are brothers.

Both played on the offensive line at Florida from 2008-09, including a National Championship victory in the 2008 season.

Los Angeles **FB Derek Watt** and Pittsburgh **LB T.J. Watt** are also brothers.

Both played together at Wisconsin in 2015, including a victory in the 2015 Holiday Bowl.



### COLLEGE

Steelers **DE Tyson Alualu** (2006-09) was teammates with Chargers **WR Keenan Allen** (2009) and **NT Brandon Mebane** (2006) at California.

Chargers **S Jahleel Addae** (2009-12) played with Steelers **WR Antonio Brown** (2009) and **DE L.T. Walton** (2011-12) at Central Michigan.

Chargers **C Mike Pouncey** (2007-10) played at Florida when Steelers **LB Jon Bostic** (2010), **T Marcus Gilbert** (2010), **CB Joe Haden** (2007-09) and brother **C Maurkice Pouncey** (2008-09) were on the roster.

Los Angeles **Tight Ends Coach Rip Scherer** was the head coach at Memphis when Steelers **Head Coach Mike Tomlin** was a graduate assistant coach in 1996.

Steelers **LB Matthew Thomas** and Chargers **S Derwin James** played together on the Florida State secondary unit for three seasons (2015-17).

Los Angeles **T Joe Barksdale** blocked up front for Pittsburgh **RB Stevan Ridley** at Louisiana State from 2008-10.

Pittsburgh **CB Artie Burns**, **LB Anthony Chickillo** and Los Angeles **S Rayshawn Jenkins** played together at Miami for three seasons (2012-14).

**Chickillo** and Chargers **WR/PR Travis Benjamin** were on the Miami Hurricanes roster in 2011.

Chargers **DE Isaac Rochell** and Steelers **DE Stephon Tuitt** played together on the defensive line at Notre Dame in 2013.

Los Angeles **CB Trevor Williams**, Steelers **S Marcus Allen** and **TE Jesse James** played at Penn State in 2014.

Pittsburgh **WR Juju Smith-Schuster**, **T Zach Banner** and Los Angeles **LB Uchenna Nwosu** played at Southern California from 2014-16.

Steelers **CB Brian Allen** and Chargers **T Sam Tevi** played at Utah for three seasons (2014-16).

Chargers **CB Brandon Facyson** and Steelers **S Terrell Edmunds** played together on the Virginia Tech secondary from 2015-17.

Steelers **Defensive Backs Coach Tom Bradley** was the defensive coordinator at UCLA when Chargers **Tight Ends Coach Rip Scherer** served in the same role from 2016-17.

Steelers **WR Juju Smith-Schuster**  
Steelers **TE Xavier Grumble**  
Steelers **OT Zach Banner**  
Steelers **OC/QBs Randy Fichtner**

Chargers **Asst.OL Coach Mark Ridgely**

**AREA CONNECTIONS**

Pittsburgh **WR Juju Smith-Schuster**  
Long Beach, Calif.

Chargers **Tight Ends Coach Rip Scherer**  
Pittsburgh, Pa.

Chargers **Assistant OL Coach Mark Ridgely**  
Pittsburgh, Pa.

Steelers **DB Coach Tom Bradley**

Chargers **CB Trevor Williams**  
Chargers **TE Coach Rip Scherer**



## POSTGAME NOTES (WEEK 12)

### TEAM NOTES

Team captains for the Chargers were No. 17 **QB Philip Rivers**, No. 54 **DE Melvin Ingram**, No. 76 **LT Russell Okung**, No. 85 **TE Antonio Gates** and No. 98 **DE Isaac Rochell**.

The Chargers won the opening toss for the ninth time this season, improving to 7-2 in those games.

The Bolts posted 45 unanswered points, the most by the team since recording 45-straight on Dec. 14, 1969 in a 45-6 victory over Buffalo.

The Chargers scored on five straight drives, the most by a Chargers team since Nov. 12, 2006 at Cincinnati.

The Chargers allowed only 149 yards against the Cardinals on Sunday. That is the best defensive performance in a single game since allowing 67 yards against the Kansas City Chiefs on 12/12/2010.

### PLAYER NOTES

**QB Philip Rivers** broke the **NFL single-game record** by completing 25-straight passes. The 25-straight passes were also to start the game which is an **NFL record**. His 25-straight completions tied Miami **QB Ryan Tannehill** (over two-game span in 2015) for the **longest multi-game streak** in league annals.

**Rivers** completed all 19 attempts in the first half for 187 yards and two touchdowns (142.8 passer rating). It marked the first time in his career to register a first half completion percentage of 100. **Rivers** continued that streak by completing his first six passes of the second half to reach a total of 25 straight.

Though he did not appear in the fourth quarter, **Rivers** set an **NFL record** for the best single-game completion percentage (96.6) with at least 20 attempts.

**Rivers'** second quarter touchdown pass to **WR Mike Williams** marked the 24th consecutive game in which **Rivers** has thrown a touchdown, good for the second-longest streak in team history.

With his start, **Rivers** started for the 203rd consecutive regular-season game, passing **G Randall McDaniel** for the ninth-longest streak since at least 1970.

Later in the first half, **Rivers** found **Mike Williams** again for a two-yard score for his second touchdown pass of the day. Rivers then became the fourth-ever quarterback to post multiple touchdown passes in each of the first 11 games of a season.

**Rivers** threw for three touchdowns, marking the 56th time he reached at least three touchdown passes in a game. It brought his season total to four, giving 11 straight seasons (2008-18) with at least 25 touchdown passes to tie New Orleans QB Drew Brees (2006-16) for the second-longest streak in NFL history.

In the second quarter, **RB Melvin Gordon III** eclipsed 1,200 scrimmage yards on the season, extending his streak to three seasons with 1,200 yards from scrimmage and at least 10 total touchdowns. It is the longest active streak in the NFL.

**Gordon** scored on a 28-yard carry in the second quarter for the 36th scrimmage touchdown of his career, breaking a tie with **Natrone Means** for the fourth-most in team annals by a running back. Coupled with a five-yard score later in the first half, it marked the third time of **Gordon's** career and the first time since Oct. 23, 2016 at Atlanta that he had multiple rushing touchdowns in the first half.

**S Derwin James'** second quarter interception made him the first defensive rookie since 2012 (**LB Zach Brown** while with Tennessee) to register multiple interceptions and at least 3.5 sacks. He was the first Charger to do so in his rookie campaign since 1986 (**DE Leslie O'Neal**).

With a two-yard scoring run to close the third quarter, **RB Austin Ekeler** became the first undrafted Charger in history to post a rushing and a receiving score in each of his first two seasons.

**K Michael Badgley** nailed all six extra point attempts, setting a team mark for the most points scored by a kicker (39) through the first five games of a career without a missed field goal. Later in the game, converted a 31-yard field goal to reach 42 career points and pass George Blair (41) for the most points by a Chargers kicker through five career games.

**Joey Bosa** took down QB Josh Rosen early in the 2nd quarter for his first sack on the season and his first since Week 17 of the 2017 season. He finished the game with two, marking his sixth career game with a pair of sacks.

## NOTABLE PERFORMANCES

- On Jan. 15, 1995, the Chargers secured their first Super Bowl appearance by downing the Steelers, 17-13 in the AFC Championship Game at Pittsburgh. **Tony Martin** scored the eventual game-winner on a 43-yard pass from **Stan Humphries**. **Natrone Means** rushed for 69 yards while **Junior Seau** led the defense with 12 tackles.
- The last meeting in Pittsburgh (12/9/12), **Phillip Rivers** threw for three touchdowns, two to **Danario Alexander**, in a 34-24 win.
- In the Divisional Playoff Game loss on Jan. 11, 2009, **Rivers** threw for 308 yards and three touchdowns to finish with a 105.4 rating.
- In six career games against Pittsburgh, **Rivers** is 2-4 and has thrown 13 touchdowns to five interceptions. **Rivers** has thrown for 1,533 yards, completed 61.4 pct. of his passes and sports a 92.0 career rating.
- Rivers** posted his highest rated game against the Steelers in the 2009 matchup (107.9), throwing for 254 yards and three scores.
- Antonio Gates** has caught 41 passes for 496 yards and six touchdowns in eight career games against the Steelers.
- Gates** hauled in nine passes for 124 yards and two touchdowns in the Week 4 matchup in 2009.
- In the last meeting in Week 5 of 2015, **Gates** also caught nine passes for 92 yards with two touchdowns.





## THE MATCHUP

## REGULAR SEASON (STEELERS LEAD, 22-7-0)

## THE LAST TIME (OCT. 12, 2015)

Pittsburgh Steelers vs San Diego Chargers  
10/12/2015 at Qualcomm Stadium

## Final Individual Statistics

Pittsburgh Steelers													San Diego Chargers																	
RUSHING	ATT	YDS	AVG	LG	TD	RUSHING							ATT	YDS	AVG	LG	TD													
L.Bell	21	111	5.3	32	1	M.Gordon	15							42	2.8	7	0													
M.Vick	1	24	24.0	24	0	D.Woodhead	4							10	2.5	9	0													
De.Williams	5	20	4.0	7	0																									
Total	27	155	5.7	32	1	Total	19							52	2.7	9	0													
PASSING	ATT	CMP	YDS	SK/YD	TD	LG	IN	RT	PASSING							ATT	CMP	YDS	SK/YD	TD	LG	IN	RT							
M.Vick	26	13	203	3/9	1	72	1	73.1	P.Rivers	48							35	365	2/11	2	32	1	99.7							
Total	26	13	203	3/9	1	72	1	73.1	Total	48							35	365	2/11	2	32	1	99.7							
PASS RECEIVING	TAR	REC	YDS	AVG	LG	TD	PASS RECEIVING							TAR	REC	YDS	AVG	LG	TD											
L.Bell	5	4	16	4.0	9	0	A.Gates	11							9	92	10.2	12	2											
H.Miller	3	3	46	15.3	26	0	M.Gordon	9							7	52	7.4	18	0											
A.Brown	6	3	45	15.0	39	0	K.Allen	10							6	57	9.5	20	0											
D.Heyward-Bey	6	2	24	12.0	15	0	D.Woodhead	7							5	66	13.2	31	0											
M.Wheaton	3	1	72	72.0	72	1	L.Green	5							5	50	10.0	24	0											
M.Spaeth	1	0	0	0.0	0	0	M.Floyd	4							3	48	16.0	32	0											
												D.Inman						2						0	0	0	0			
Total	24	13	203	15.6	72	1	Total	48							35	365	10.4	32	2											
INTERCEPTIONS	NO	YDS	AVG	LG	TD	INTERCEPTIONS							NO	YDS	AVG	LG	TD													
A.Blake	1	70	70.0	70	1	J.Wilson	1							0	0.0	0	0	0												
Total	1	70	70.0	70	1	Total	1							0	0.0	0	0	0												
PUNTING	NO	YDS	AVG	NET	TB	IN20	LG	PUNTING							NO	YDS	AVG	NET	TB	IN20	LG									
J.Berry	8	322	40.3	39.6	0	6	56	M.Scifres	5							267	53.4	48.0	0	0	58									
Total	8	322	40.3	39.6	0	6	56	Total	5							267	53.4	48.0	0	0	58									
PUNT RETURNS	NO	YDS	AVG	FC	LG	TD	PUNT RETURNS							NO	YDS	AVG	FC	LG	TD											
A.Brown	5	27	5.4	0	10	0	J.Jones	2							5	2.5	4	5	0											
												[DOWNED]						2						0	0.0	0	0			
Total	5	27	5.4	0	10	0	Total	2							5	2.5	4	5	0											
KICKOFF RETURNS	NO	YDS	AVG	FC	LG	TD	KICKOFF RETURNS							NO	YDS	AVG	FC	LG	TD											
D.Archer	2	62	31.0	0	32	0	J.Jones	1							30	30.0	0	30	0											
[TOUCHBACK]	3	0	0.0	0	0	0	[TOUCHBACK]	3							0	0.0	0	0	0											
Total	2	62	31.0	0	32	0	Total	1							30	30.0	0	30	0											
Pittsburgh Steelers FUMBLES																														
FUMBLE																					LOST	OWN-REC	YDS	TD	FORCED	OPP-REC	YDS	TD	OUT-BDS	
J.Jones																					0	0	0	0	0	1	0	0	0	0
S.Thomas																					0	0	0	0	0	0	1	0	0	0
Total																					0	0	0	0	0	1	1	0	0	0
San Diego Chargers FUMBLES																														
FUMBLE																					LOST	OWN-REC	YDS	TD	FORCED	OPP-REC	YDS	TD	OUT-BDS	
M.Gordon																					1	1	0	0	0	0	0	0	0	0
Total																					1	1	0	0	0	0	0	0	0	0

## SCORING

VISITOR:	Pittsburgh Steelers	1	2	3	4	OT	Total
HOME:	San Diego Chargers	0	3	7	14	0	24
		7	0	0	13	0	20

## Scoring Plays

Team	Qtr	Time	Play Description (Extra Point) (Drive Info)	Visitor	Home
Chargers	1	9:50	A.Gates 12 yd. pass from P.Rivers (J.Lambo kick) (5-84, 2:22)	0	7
Steelers	2	4:24	C.Boswell 47 yd. Field Goal (9-47, 5:38)	3	7
Steelers	3	3:21	A.Blake 70 yd. interception return (C.Boswell kick)	10	7
Chargers	4	14:49	J.Lambo 40 yd. Field Goal (8-58, 3:32)	10	10
Chargers	4	8:02	A.Gates 11 yd. pass from P.Rivers (J.Lambo kick) (8-60, 5:50)	10	17
Steelers	4	7:42	M.Wheaton 72 yd. pass from M.Vick (C.Boswell kick) (1-72, 0:20)	17	17
Chargers	4	2:56	J.Lambo 54 yd. Field Goal (12-44, 4:46)	17	20
Steelers	4	0:00	L.Bell 1 yd. run (C.Boswell kick) (12-80, 2:56)	24	20
Paid Attendance: 67,658				Time: 3:08	

**Current Streak:** Chargers lost last meeting  
**Chargers' record at home vs. the Steelers:** 6-8-0  
**Chargers' record on the road vs. the Steelers:** 1-14-0  
**Longest Chargers winning streak:** 3 games (1979-83)  
**Longest Steelers winning streak:** 6 games (1971-77)  
**Last time on road:** Chargers 34, Steelers 24 (12/9/12)  
**First Meeting:** at Steelers 21, Chargers 17 (10/3/71)  
**Anthony Lynn vs. Pittsburgh:** 0-0



## ON ROAD (STEELERS LEAD, 14-1-0)

## LAST TIME AT HOME (DEC. 9, 2012)

San Diego Chargers vs Pittsburgh Steelers  
12/9/2012 at Heinz Field

## Final Individual Statistics

San Diego Chargers											Pittsburgh Steelers										
RUSHING	ATT	YDS	AVG	LG	TD	RUSHING	ATT	YDS	AVG	LG	TD										
R.Mathews	25	65	2.6	9	0	J.Dwyer	8	32	4.0	14	0										
R.Brown	2	17	8.5	17	0	B.Roethlisberger	5	31	6.2	10	0										
L.McClain	3	4	1.3	2	0	C.Rainey	1	6	6.0	6	0										
E.Weddie	1	4	4.0	4	0	I.Redman	2	0	0.0	0	0										
P.Rivers	3	3	1.0	5	0	M.Wallace	1	0	0.0	0	0										
J.Battle	2	1	0.5	2	0																
Total	36	94	2.6	17	0	Total	17	69	4.1	14	0										
PASSING	ATT	CMP	YDS	SK/YD	TD	LG	IN	RT	PASSING	ATT	CMP	YDS	SK/YD	TD	LG	IN	RT				
P.Rivers	41	21	200	1/0	3	39	0	89.5	B.Roethlisberger	42	22	285	2/14	3	40	1	87.9				
D.Alexander	1	0	0	0/0	0	0	0	39.6													
Total	42	21	200	1/0	3	39	0	87.4	Total	42	22	285	2/14	3	40	1	87.9				
PASS RECEIVING	TAR	REC	YDS	AVG	LG	TD	PASS RECEIVING	TAR	REC	YDS	AVG	LG	TD								
D.Alexander	11	7	88	12.6	39	2	M.Wallace	11	7	112	16.0	40	2								
M.Spurlack	7	7	64	9.1	13	0	H.Miller	9	5	66	13.2	26	0								
A.Gates	8	3	31	10.3	14	0	A.Brown	9	4	35	8.8	14	1								
M.Floyd	8	3	10	3.3	4	1	J.Dwyer	4	3	18	6.0	9	0								
R.Brown	4	1	7	7.0	7	0	E.Sanders	4	2	36	18.0	31	0								
R.Mathews	1	0	0	0.0	0	0	P.Burness	2	1	18	18.0	18	0								
P.Rivers	1	0	0	0.0	0	0	I.Redman	1	0	0	0.0	0	0								
D.Rosario	1	0	0	0.0	0	0	J.Colchery	1	0	0	0.0	0	0								
L.McClain	1	0	0	0.0	0	0															
Total	42	21	200	9.5	39	3	Total	41	22	285	13.0	40	3								
INTERCEPTIONS	NO	YDS	AVG	LG	TD	INTERCEPTIONS	NO	YDS	AVG	LG	TD										
B.Bird	1	0	0.0	0	0																
Total	1	0	0.0	0	0	Total	0	0	0	0	0										
PUNTING	NO	YDS	AVG	NET	TB	IN20	LG	PUNTING	NO	YDS	AVG	NET	TB	IN20	LG						
M.Solfrs	7	262	37.4	37.4	0	5	43	D.Butler	7	332	47.4	42.4	0	2	79						
Total	7	262	37.4	37.4	0	5	43	Total	7	332	47.4	42.4	0	2	79						
PUNT RETURNS	NO	YDS	AVG	FC	LG	TD	PUNT RETURNS	NO	YDS	AVG	FC	LG	TD								
M.Spurlack	3	35	11.7	2	21	0	A.Brown	1	0	0.0	3	0	0								
[DOWNED]	2	0	0.0	0	0	0	[DOWNED]	2	0	0.0	0	0	0								
							[OUT OF BOUNDS]	1	0	0.0	0	0	0								
Total	3	35	11.7	2	21	0	Total	1	0	0.0	3	0	0								
KICKOFF RETURNS	NO	YDS	AVG	FC	LG	TD	KICKOFF RETURNS	NO	YDS	AVG	FC	LG	TD								
M.Spurlack	2	25	12.5	0	25	0	C.Rainey	5	113	22.6	0	34	0								
M.Ingram	1	-1	-1.0	0	-1	0	C.Rainey	2	0	0.0	0	0	0								
[TOUCHBACK]	1	0	0.0	0	0	0	[TOUCHBACK]														
Total	3	24	8.0	0	25	0	Total	5	113	22.6	0	34	0								
San Diego Chargers											Pittsburgh Steelers										
FUMBLES	FUM	LOST	OWN-REC	YDS	TD	FORCED	OPP-REC	YDS	TD	OUT-BDS											
Q.Jammer	0	0	0	0	0	0	0	0	1	0											
Total	0	0	0	0	0	0	0	1	0	1											
Pittsburgh Steelers											Pittsburgh Steelers										
FUMBLES	FUM	LOST	OWN-REC	YDS	TD	FORCED	OPP-REC	YDS	TD	OUT-BDS											
B.Roethlisberger	1	1	1	-8	0	0	0	0	0	0											
M.Pouncey	1	0	0	0	0	0	0	0	0	0											
Total	2	1	1	-8	0	0	0	0	0	0											

## SERIES HISTORY

### PITTSBURGH STEELERS

Regular Season (7-22-0, .241)

Postseason (2-1, .667)

Oct. 3, 1971	..... at Pittsburgh	..... L, 21-17
Dec. 17, 1972	..... vs. Pittsburgh	..... L, 24-2
Oct. 7, 1973	..... at Pittsburgh	..... L, 38-21
Sept. 21, 1975	..... vs. Pittsburgh	..... L, 37-0
Oct. 31, 1976	..... at Pittsburgh	..... L, 23-0
Dec. 18, 1977	..... vs. Pittsburgh	..... L, 10-9
Nov. 18, 1979	..... vs. Pittsburgh	..... W, 35-7
Dec. 22, 1980	..... vs. Pittsburgh	..... W, 26-17
Jan. 9, 1983	..... at Pittsburgh*	..... W, 31-28
Nov. 6, 1983	..... at Pittsburgh	..... L, 26-3
Nov. 25, 1984	..... at Pittsburgh	..... L, 52-24
Dec. 8, 1985	..... vs. Pittsburgh	..... W, 54-44
Dec. 13, 1987	..... vs. Pittsburgh	..... L, 20-16
Dec. 11, 1988	..... vs. Pittsburgh	..... W, 20-14
Nov. 19, 1989	..... at Pittsburgh	..... L, 20-17
Oct. 7, 1990	..... at Pittsburgh	..... L, 36-14
Sept. 1, 1991	..... at Pittsburgh	..... L, 26-20
Sept. 20, 1992	..... vs. Pittsburgh	..... L, 23-6
Oct. 10, 1993	..... at Pittsburgh	..... L, 16-3
Dec. 24, 1994	..... vs. Pittsburgh	..... W, 37-34
Jan. 15, 1995	..... at Pittsburgh***	..... W, 17-13
Oct. 1, 1995	..... at Pittsburgh	..... L, 31-16
Dec. 8, 1996	..... at Pittsburgh	..... L, 16-3
Dec. 24, 2000	..... vs. Pittsburgh	..... L, 34-21
Dec. 21, 2003	..... at Pittsburgh	..... L, 40-24
Oct. 10, 2005	..... vs. Pittsburgh	..... L, 24-22
Oct. 8, 2006	..... vs. Pittsburgh	..... W, 23-13
Nov. 16, 2008	..... at Pittsburgh	..... L, 11-10
Jan. 11, 2009	..... at Pittsburgh**	..... L, 35-24
Oct. 4, 2009	..... at Pittsburgh	..... L, 38-28
Dec. 9, 2012	..... at Pittsburgh	..... W, 34-24
Oct. 12, 2015	..... vs. Pittsburgh	..... L, 24-20

\*AFC Wild Card

\*\*AFC Divisional

\*\*\*AFC Championship

## TALE OF THE TAPE

### OFFENSE

(based on 2018 regular-season statistics)

Chargers	Category	Steelers
238	Total First Downs	263
75	By Rushing	64
148	By Passing	172
15	By Penalty	27
45/119	3rd Down: Made/Att.	64/140
37.8%	3rd Down Pct.	45.7%
5/6	4th Down: Made/Att.	5/8
83.3%	4th Down Pct.	62.5%
31:10	Possession Avg.	30:45
4422	Total Net Yards	4629
402.0	Avg. Yards/Game	420.8
650	Total Plays	739
6.8	Avg. Yards/Play	6.3
1417	Net Yards Rushing	1052
128.8	Avg. Yards/Game	95.6
282	Total Rushes	246
3005	Net Yards Passing	3577
273.2	Avg. Yards/Game	325.2
20/122	Sacks Allowed/Yards	16/108
3127	Gross Yards	3685
348/240	Attempts/Completions	477/315
69.0%	Completion Pct.	66.0%
6	Had Intercepted	12
40/42.9	Punts/Gross Avg.	48/43.6
37.3	Net Punting Avg.	38.8
81/679	Penalties/Yards	83/764
10/4	Fumbles/Lost	16/7
37	Touchdowns	41
10	By Rushing	13
26	By Passing	25
1	By Returns	3

### DEFENSE

(based on 2018 regular-season statistics)

Chargers	Category	Steelers
213	Total First Downs	224
68	By Rushing	60
123	By Passing	137
22	By Penalty	27
57/141	3rd Down: Made/Att.	50/140
40.4%	3rd Down Pct.	35.7%
8/14	4th Down: Made/Att.	5/9
57.1%	4th Down Pct.	55.6%
28:50	Possession Avg.	29:15
3683	Total Net Yards	3576
334.8	Avg. Yards/Game	325.1
669	Total Plays	701
5.5	Avg. Yards/Play	5.1
1183	Net Yards Rushing	1120
107.5	Avg. Yards/Game	101.8
269	Total Rushes	266
2500	Net Yards Passing	2456
227.3	Avg. Yards/Game	223.3
28/196	Sacks For/Yards	39/267
2696	Gross Yards	2723
372/237	Attempts/Completions	396/247
63.7%	Completion Pct.	62.4%
11	Interceptions	6
47/48.0	Punts/Gross Avg.	60/43.9
41.3	Net Punting Avg.	38.7
65/530	Penalties/Yards	86/678
9/3	Fumbles/Lost	12/6
25	Touchdowns Allowed	29
6	By Rushing	8
16	By Passing	21
3	By Returns	0





# CAREER STATS VERSUS STEELERS (NOTABLE PLAYERS)

## KEENAN ALLEN

			Score																											
Date	Wk	Opponent	GS	Pts	Opp	Diff	OT	Target	Rec	Yds	Avg	Lg	TD	1st	1st%	25+	YAC	Y@C	YAC/R											
10/12/2015	5	Pit	L	WR	20	24	-4	-	10	6	57	9.5	20	0	3	50.0	0	45	2.0	7.5										
Record				Pts	Opp	Diff	OT	Target	Rec	Yds	Avg	Lg	TD	1st	1st%	25+	YAC	Y@C	YAC/R											
Totals				0-1 (1 GP)	20	24	-4	-	10	6	57	9.5	20	0	3	50.0	0	45	2.0	7.5										

## TRAVIS BENJAMIN

		Score																			
Date	Wk	Opponent	GS	Pts	Opp	Diff	OT	Target	Rec	Yds	Avg	Lg	TD	1st	1st%	25+	YAC	Y@C	YAC/R		
11/25/2012	12	Pit	W	20	14	6		1	0	-	-	-	0	0	-	0	0	-	-		
12/30/2012	17	@Pit	L	WR	10	24	-14		6	4	43	10.8	13	0	3	75.0	0	-3	11.5		
09/07/2014	1	@Pit	L		27	30	-3		3	2	20	10.0	11	1	2	100.0	0	0	10.0		
10/12/2014	6	Pit	W		31	10	21		1	1	31	31.0	31	0	1	100.0	1	0	31.0		
11/15/2015	10	@Pit	L	WR	9	30	-21		11	7	113	16.1	61	0	3	42.9	1	60	7.6		
01/03/2016	17	Pit	L	WR	12	28	-16		11	5	53	10.6	15	0	4	80.0	0	23	6.0		
Record				Pts	Opp	Diff	OT	Target	Rec	Yds	Avg	Lg	TD	1st	1st%	25+	YAC	Y@C	YAC/R		
Totals				2-4 (6 GP)	109	136	-27	-	33	19	260	13.7	61	1	13	68.4	2	80	9.5	4.2	

## MELVIN GORDON

			Score																	
Date	Wk	Opponent	GS	Pts	Opp	Diff	OT	Att	Yds	Avg	Lg	TD	1st	1st%	Stuff	Lost	10+			
10/12/2015	5	Pit	L RB	20	24	-4		15	42	2.8	7	0	1	6.7	0	0	0			
Record				Pts	Opp	Diff	OT	Att	Yds	Avg	Lg	TD	1st	1st%	Stuff	Lost	10+			
Totals				0-1 (1 GP)					15	42	2.8	7	0	1	6.7	0	0	0		

## ANTONIO GATES

Date	Wk	Opponent	GS	Score																												
				Pts	Opp	Diff	OT	Target	Rec	Yds	Avg	Lg	TD	1st	1st%	25+	YAC	Y@C	YAC/R													
12/21/2003	16	@Pit	L	TE	24	40	-16		8	5	64	12.8	20	0	3	60.0	0	16	9.6	3.2												
10/10/2005	5	Pit	L	TE	22	24	-2		11	5	61	12.2	20	1	4	80.0	0	33	5.6	6.6												
10/08/2006	5	Pit	W	TE	23	13	10		7	3	55	18.3	22	1	2	66.7	0	8	15.7	2.7												
11/16/2008	11	@Pit	L	TE	10	11	-1		5	2	10	5.0	6	0	0	0.0	0	7	1.5	3.5												
01/11/2009	Div	@Pit	L	TE	24	35	-11		6	5	59	11.8	21	0	3	60.0	0	34	5.0	6.8												
10/04/2009	4	@Pit	L	TE	28	38	-10		12	9	124	13.8	30	2	7	77.8	2	46	8.7	5.1												
12/09/2012	14	@Pit	W	TE	34	24	10		8	3	31	10.3	14	0	3	100.0	0	8	7.7	2.7												
10/12/2015	5	Pit	L	TE	20	24	-4		11	9	92	10.2	12	2	7	77.8	0	34	6.4	3.8												
Record				Pts	Opp	Diff	OT	Target	Rec	Yds	Avg	Lg	TD	1st	1st%	25+	YAC	Y@C	YAC/R													
Totals				2-6 (6 GP)	185	209	-24	-	68	41	496	12.1	30	6	29	70.7	2	186	7.6	4.5												

## PHILIP RIVERS

Date	Wk	Opponent	GS	Pts	Opp	Diff	OT	Att	Cmp	Pct	Yds	Y/A	TD	Int%	Int	Int%	Lg	Sk	Lst	Rate	1st	1st%	25+	YAC
10/08/2006	5	Pit	W	QB	23	13	10	37	24	64.9	242	6.54	2	5.4	1	2.7	25	4	20	90.1	13	35.1	1	100
11/16/2008	11	@Pit	L	QB	10	11	-1	26	15	57.7	164	6.31	0	0.0	2	7.7	26	2	12	44.4	8	30.8	1	87
01/11/2009	Div	@Pit	L	QB	24	35	-11	35	21	60.0	308	8.80	3	8.6	1	2.9	62	4	33	105.4	13	37.1	3	147
10/04/2009	4	@Pit	L	QB	28	38	-10	36	21	58.3	254	7.06	3	8.3	0	0.0	30	3	19	107.9	15	41.7	2	87
12/09/2012	14	@Pit	W	QB	34	24	10	41	21	51.2	200	4.88	3	7.3	0	0.0	39	1	0	89.5	14	34.1	1	87
10/12/2015	5	Pit	L	QB	20	24	-4	48	35	72.9	365	7.60	2	4.2	1	2.1	32	2	11	99.7	20	41.7	2	241
Record			Pts	Opp	Diff	OT	Att	Cmp	Pct	Yds	Y/A	TD	Int%	Int	Int%	Lg	Sk	Lst	Rate	1st	1st%	25+	YAC	
Totals			2-4 (6 GP)	139	145	-6	-	223	137	61.4	1533	6.87	13	5.8	5	2.2	62	16	95	92.0	83	37.2	10	749

## JAHLEEL ADDAE

			Score																												
Date	Wk	Opponent	GS	Pts	Opp	Diff	OT	Tot	Tack	Asst	Sacks	Yds	Stuff	Yds	Int	Yds	TD	QBH	TFL	FF	FR	PD	StTck	StAst							
10/12/2015	5	Pit	L		20	24	-4	1	1	0	0	0	0	0	0	0	0	0	0	0	0	0	1	0							
Record				Pts	Opp	Diff	OT	Tot	Tack	Asst	Sacks	Yds	Stuff	Yds	Int	Yds	TD	QBH	TFL	FF	FR	PD	StTck	StAst							
Totals				0-1 (1 GP)	20	24	-4	-	1	1	0	0	0	0	0	0	0	0	0	0	0	0	0	1	0						

## MELVIN INGRAM

Score																														
Date	Wk	Opponent	GS	Pts	Opp	Diff	OT	Tot	Tack	Asst	Sacks	Yds	Stuff	Yds	Int	Yds	TD	QBH	TFL	FF	FR	PD	StTck	StAst						
12/09/2012	14	@Pit	W	34	24	10		1	0	1	0	0	0	0	0	0	0	0	0	0	0	0	0	0	0					
10/12/2015	5	Pit	L	20	24	-4		3	2	1	0	0	1	5	0	0	0	1	1	0	0	0	0	0	0					
Record				Pts	Opp	Diff	OT	Tot	Tack	Asst	Sacks	Yds	Stuff	Yds	Int	Yds	TD	QBH	TFL	FF	FR	PD	StTck	StAst						
Totals				1-1	(2 GP)	54	48	6	-	4	2	2	0	0	1	5	0	0	0	0	0	0	0	0	0	0				

## BRANDON MEBANE

		Score																												
Date	Wk	Opponent	GS	Pts	Opp	Diff	OT	Tot	Tack	Asst	Sacks	Yds	Stuff	Yds	Int	Yds	TD	QBH	TFL	FF	FR	PD	StTck	StAst	h					
10/07/2007	5	@Pit	L	0	21	-21		2	1	1	0	0	0	0	0	0	0	0	0	0	0	0	0	0						
09/18/2011	2	@Pit	L	RDT	0	24	-24		2	1	1	0	0	0	0	0	0	0	0	0	0	0	0	0	0					
11/29/2015	12	Pit	W	RDT	39	30	9		2	0	2	0	0	0.5	1	0	0	0	0	0	0	0	0	0	0					
Record				Pts	Opp	Diff	OT	Tot	Tack	Asst	Sacks	Yds	Stuff	Yds	Int	Yds	TD	QBH	TFL	FF	FR	PD	StTck	StAst	h					
Totals				1-2 (3 GP)	39	75	-36	-	6	2	4	0	0	0.5	1	0	0	0	0	0*	0	0	0	0	0					
* Incomplete Totals																														

## TEAM NOTES



- Ranks fifth in total yards in the NFL in each of the past two seasons (11,734 and three seasons (17,683).
- Since 1990, posted a 14-15 record in the week following the team's bye.
- Allowed only 64 points in the second quarter last year, the fewest allowed by an NFL team in the second quarter in 2017.
- Allowed 272 points last year, the second-fewest points in the AFC in 2017 (trailing Jacksonville - 268).
- Posted a 16-18 record in Sunday Night Football games and a 22-23 record in Monday Night Football games.
- Appeared in the team's second-ever regular-season international game, the last at Wembley Stadium in 2008 against New Orleans.
- Last season, appeared in the team's first Thanksgiving game since 1969 (a 21-17 road win against the Houston Oilers).
- The Thanksgiving contest was the 17th-rated television broadcast in the United States in 2017, reaching a viewing audience of 26.3 million.

## CHARGERS IN THE NFL TOP 100

This past offseason, the Chargers saw five players from 2017 make the NFL's Top 100 list as voted on by players. The five players are the most Chargers in a single rankings since they were introduced in 2011.

Below are the five L.A. Chargers recognized with their rankings:

Rank	Pos.	Player
37	DE	Joey Bosa
41	WR	Keenan Allen
56	QB	Philip Rivers
59	CB	Casey Hayward Jr.
76	DE	Melvin Ingram III

Since the introduction of the player's rankings in 2011, eight Chargers have been recognized. Below are the eight Chargers in order of the most selections to the least and their highest-ever ranking:

No.	Pos.	Player	Highest Rank (Year)
Seven times	QB	Philip Rivers	26th (2011)
Three times	TE	Antonio Gates	22nd (2011)
Two times	DE	Joey Bosa	37th (2018)
Two times	CB	Casey Hayward Jr.	59th (2018)
Two times	S	Eric Weddle	86th (2015)
One time	WR	Keenan Allen	41st (2018)
One time	DE	Melvin Ingram III	76th (2018)
One time	OLB	Shaun Phillips	97th (2011)

## PLAYER NOTES



## WR Keenan Allen

- Posted seven 100-yard receiving games last year, good for No. 2 in the NFL in 2017, trailing Antonio Brown (eight).
- With 102 catches last season, ranked No. 4 in the NFL and second in the AFC in 2017.
- Posted 11 catches at Dallas on Thanksgiving last year, tying for the third-most receptions ever in a Thanksgiving game.
- Named Comeback Player of the Year by The Associated Press, the third-ever Charger to win the award.

## WR Travis Benjamin

- Ranks No. 3 among active returners w/ 40-plus career punt returns with a career punt return average of 11.2 yards (trails Hill - 13.5; Edelman - 11.7).

## DE Joey Bosa

- Ranked No. 7 in the NFL and second in the AFC last year with 12.5 sacks.
- With 23.0 sacks over his first two pro seasons, ranks fourth in the NFL in sacks over that span.

## RB Melvin Gordon

- Became the third player in team annals to record 1,200 scrimmage yards and 10 total touchdowns in three-consecutive seasons, joining HOF RB LaDainian Tomlinson (eight-straight seasons) and HOF WR Lance Alworth (four-consecutive seasons).
- Posted two 100-yard rushing games last year, tied for ninth in the NFL in 2017.
- With 72 points scored in 2017, ranked No. 4 in the NFL and No. 2 in the AFC last year among non-kickers.
- Posted 1,105 rushing yards last year, good for No. 7 in the NFL and No. 4 in the AFC in 2017.
- *Has posted over 100 scrimmage yards in 11 of his last 15 contests and over 150 yards from scrimmage in six of those games. Since Week 13 (11/26/17), Gordon has totaled 1,865 yards (1,209 yds. rushing/656 yds. receiving).*
- *His three rushing touchdowns against the Browns were a career high. Enters Week 13 ranked T-3rd in the NFL since the start of 2017 with 25 touchdowns.*
- *Was named the NFLPA Community MVP for Week 1 of the season for his work packing meals for 9/11 Day in Los Angeles.*

## CB Casey Hayward

- Ranks tied for No. 19 among active players with 20 career interceptions.
- Ranks tied for third over the past two-plus seasons with 11 interceptions.
- Is one of two NFL players with 10+ INTs (11) and 46+ PD (46) since 2016.

## DE Melvin Ingram III

- Ranked No. 6 in the AFC last year with 10.5 sacks.





## QB Philip Rivers

- Ranks No. 5 among active passers w/ 1,000-plus career pass attempts with a career passer rating of 95.9 (trails Rodgers – 103.6; Wilson – 100.1; Brees – 97.9; Brady – 97.5).
- Passed HOF QB John Elway (51,475) for eighth in career passing yards in NFL history against San Francisco in Week 4 (09/30/18).
- In the season-opener, Rivers broke a tie with HOF QB Fran Tarkenton (342) for sole possession of No. 6 on the all-time touchdown list.
- With at least 4,000 passing yards this year, Rivers would join Peyton Manning (14) and Drew Brees (12) as the only players in NFL history with 10-plus seasons with at least 4,000 passing yards.
- Had two of the 10 best passing performances in the league last season: 27-of-33 passing (81.8 pct.) for 434 yards and three TDs at Dallas...28-of-37 passing (75.7 pct.) for 387 yards and three TDs vs. Oakland.
- Posted six 300-yard passing games last year, tied for the most in the NFL in 2017 with Brady and Winston.
- Over the past 11 seasons (2008-18), ranks second in passing yards (46,779), third in completions (3,832) and touchdowns (324) and fourth in attempts (5,886).
- Since the start of 2015, ranks sixth in completions (1,385), third in passing yards (16,812) and second in touchdown passes (116) in the NFL.
- Second in the NFL over the past two-plus seasons with 87 touchdown passes.
- *Has totaled the second-most passing yards since Week 11 of 2017 (5,371). Has thrown 39 TDs and only 9 INTs and sports a 111.8 rating over that span.*
- *Has thrown 26 TDs in the first 11 games of the 2018 season. The 26 TDs are the most to start a season in his career.*

## WHAT THE CHARGERS RETURN

The Chargers bring back a roster that made a combined 256 starts for the Bolts last year. Eight of those players (S Jahleel Addae, DE Joey Bosa, RB Melvin Gordon III, CB Casey Hayward Jr., DE Melvin Ingram III, NT Brandon Mebane and QB Philip Rivers) started all 16 contests for the Chargers last season. Rivers' 16 starts last year increased his mark to 192-straight starts in the regular season, the NFL's longest active streak.

The Bolts return 1,492 yards and 10 touchdowns in production from the ground game from 2017, including 1,105 yards and eight scores from Gordon. The 1,492 yards represents 93.5 percent of the team's 2017 production.

Through the air, the Chargers return 85.5 percent of the team's 2017 production, bringing back 3,889 receiving yards. 1,393 of those yards rested in the hands of consensus Comeback Player of the Year Keenan Allen. Of 28 total touchdown catches from last year, the Bolts bring back 24 of those scores with six coming courtesy of No. 13.

The Chargers return 36 sacks of the squad's 43 from last year. Even more impressively, the Bolts return 12 of the team's 18 interceptions, including one returned by CB Desmond King for a 90-yard pick-six at Dallas on Thanksgiving.

*\*The totals listed above do not include the 2017 output of TE Hunter Henry and CB Jason Verrett.*

## CHARGERS IN THE LAST 12 GAMES OF 2017

The Chargers finished the 2017 season in impressive fashion, winning nine of their last 12 games. The offense flourished over that span from Week 5 on. The Bolts ranked fourth in total offense, passing and first downs in the NFL. The Chargers outscored their opponents 283-179 over that span, threw for 3,444 yards and 22 TDs to only seven INTs and rushed for 1,325 yards and seven scores. Defensively, Los Angeles ranked third in points per game allowed with 14.9 over those weeks and paced the NFL with 17 interceptions.

## DIAMONDS IN THE ROUGH

In 14 of the past 16 seasons, at least one undrafted rookie has made the initial 53-man roster after final roster reductions. Eight of those players appeared in all 16 regular-season contests, 12 made at least one start and nine started multiple times as a rookie. Week 1 of 2018 featured, WR JJ Jones, RB Detrez Newsome and CB Brandon Facyson on the roster.



Season	Player	College	GP as Rookie
2018	CB Brandon Facyson	Virginia Tech	10
	WR JJ Jones	West Georgia	3
	RB Detrez Newsome	Western Carolina	5
	PK Michael Badgley	Miami	5
2017	RB Austin Ekeler	Western State Colorado	16
	LB Nigel Harris	South Florida	5 (1 start)
	K Younghoe Koo	Georgia Southern	4
	LB James Onwualu	Notre Dame	9
2016	RB Kenneth Farrow	Houston	13 (2 starts)
	S Dexter McCoil	Tulsa	16 (2 starts)
	C/G Spencer Pulley	Vanderbilt	16
2015	LB Nick Dzubnar	Cal Poly – SLO	16
2014	CB Chris Davis	Auburn	12 (1 start)
	RB Branden Oliver	Buffalo	14 (7 starts)
	DT Tenny Palepoi	Utah	16
2013	S Jahleel Addae	Central Michigan	16 (2 starts)
	DT Kwame Geathers	Georgia	7
2012	G Mike Harris	UCLA	15 (9 starts)
2011	LB Darryl Gamble	Georgia	5
2010	LB Brandon Lang	Troy	10
2009	S C.J. Spillman	Marshall	5 (1 start)
2008	RB Mike Tolbert	Coastal Carolina	13 (7 starts)
2007	<i>No UDFA's made initial roster after final cuts</i>		
2006	WR Greg Camarillo	Stanford	4
	CB Cletis Gordon	Jackson State	2
2005	LB Marques Harris	Southern Utah	11
2004	<i>No UDFA's made initial roster after final cuts</i>		
2003	G Phil Bogle	New Haven	15 (13 starts)
	DE Jacques Cesaire	Southern Connecticut State	4
	LB Stephen Cooper	Maine	16
	TE Antonio Gates	Kent State	15 (11 starts)
	WR Kassim Osgood	San Diego State	16 (2 starts)

## THE ROOKIE IMPACT IN 2018

The Chargers drafted defensive players with their first four selections of the 2018 draft. Those picks are paying dividends already in just 12 weeks of the season. First-round selection Derwin James has been used all over the field and his versatility has shown. The Florida State standout is first on the team with 78 combined tackles, 3.5 sacks, two interceptions and nine passes defended. Uchenna Nwosu has posted 1.5 sacks while Kyzir White has totaled 16 tackles, an interception and as two passes defended before going on IR. Justin Jones has worked his way onto the field to register 14 total tackles and half a sack. (Press box totals were used)



## 2018 OFFENSIVE PLAYER NOTES

### MULTI-CATCH MILESTONE

Keenan Allen has caught at least two catches for a team-record 63-straight games, passing Hall of Fame TE Kellen Winslow in the 2018 season opener for the most in Chargers history. His streak is the fourth-longest active streak in football. For his career, Allen only has one game without multiple receptions, the second game of his career when he had one catch.

#### Consecutive Multi-Catch Performances, NFL Active Leaders

Rank	Team(s)	Player	No.
1.	Pit.	WR Antonio Brown	111
2.	Mia./Cle.	WR Jarvis Landry	74
3.	Ari.	WR Larry Fitzgerald	72
4.	S.D./LAC	WR Keenan Allen	63
5.	NYG	WR Odell Beckham Jr.	58

### ALLEN MOVING UP THE BOLTS' BOOKS

Keenan Allen won consensus Comeback Player of the Year honors in 2017 behind seven 100-yard receiving performances. He recorded another two this season to reach 20 for his career, moving into a tie for sixth in team history.

#### 100-Yard Receiving Performances, Chargers History

Rank	Player	No.
1.	WR Lance Alworth	41
2.	TE Kellen Winslow	24
3.	WR Gary Garrison	23
	WR Charlie Joiner	23
5.	TE Antonio Gates	21
6.	WR Keenan Allen	20
	WR Wes Chandler	20

#### Career Receptions, Chargers History

Rank	Player	No.
1.	TE Antonio Gates	939
2.	WR Charlie Joiner	586
3.	TE Kellen Winslow	541
4.	RB LaDainian Tomlinson	530
5.	WR Lance Alworth	493
6.	WR Gary Garrison	404
7.	WR Keenan Allen	392

#### Career Receiving Yards, Chargers History

Rank	Player	No.
1.	TE Antonio Gates	11,631
2.	WR Lance Alworth	9,584
3.	WR Charlie Joiner	9,203
4.	WR Gary Garrison	7,533
5.	TE Kellen Winslow	6,741
6.	WR Wes Chandler	6,132
7.	WR Anthony Miller	5,582
8.	WR Malcom Floyd	5,550
9.	WR Keenan Allen	4,858

### SHIFTING GEARS

Austin Ekeler has been effective from the very first run of his NFL career, taking the handoff 35 yards for a TD against Philadelphia last season. Since then, he has shown his ability to provide a spark on the ground for the Bolts, carrying the ball 117 times. Ekeler is third among NFL running backs in rushing average since the start of 2017 (min. 100 carries).

#### Rushing Average, NFL RBs, 2017-Present, Min. 100 Att.

Rank	Team(s)	Player	Avg.
1.	G.B.	Aaron Jones	5.79
2.	Den.	Phillip Lindsay	5.78
3.	LAC	Austin Ekeler	5.72
4.	Cle.	Nick Chubb	5.43
	Det.	Kerryon Johnson	5.43

### HANDS TEAM

In the Week 4 victory over San Francisco, Austin Ekeler hauled in the fifth TD pass of his career. The five receiving scores over his first two years made him the first undrafted RB to do so in his first two seasons since 1966. Ekeler added a sixth TD reception in Week 5. Ekeler is also tied for the third-most TD catches by an undrafted RB in Chargers history.

Ekeler reached 525 career receiving yards in the team's Week 9 win over Seattle, the most by a Chargers undrafted running back in the first two seasons of his career. Ekeler's 633 receiving yards are also the most by an undrafted running back through his first two seasons since Houston RB Arian Foster registered 697 from 2009-10.

#### Receiving TDs Over First Two Seasons, Undrafted RBs, NFL History

Rank	Years	Player	TD Catches
1.	1928-29	Gibby Welch	10
2.	1953-54	Hal Giancanelli	9
	1965-66	Dan Reeves	9
4.	1945-46	Steve Bagarus	8
5.	2017-18	Austin Ekeler	6
	1947-48	Buddy Young	6

#### Receiving TDs, Undrafted RBs, Chargers History

Rank	Player	No.
1.	Danny Woodhead*	13
2.	Paul Lowe	7
3.	Austin Ekeler	6
	Mike Tolbert	6

\*Played with NYJ (2009-10) and N.E. (2010-12) before joining Chargers

#### Receiving Yards In First Pro Two Seasons, Undrafted RBs, Chargers History

Rank	Years	Player	Receiving Yards
1.	2017-18	Austin Ekeler	633
2.	1960-61	Paul Lowe	480
3.	2014-15	Branden Oliver	383
4.	2008-09	Mike Tolbert	363
5.	1967-68	Brad Hubbert	225





## 2018 OFFENSIVE PLAYER NOTES

### TWO-HEADED MONSTER

Individual accomplishments aside, Melvin Gordon III and Austin Ekeler have formed into quite a one-two punch for the Bolts. Through 12 weeks, they rank second in rushing yards, first in yards from scrimmage and third in total TDs among running back duos.

#### Combined Rushing Yards, NFL RB Duos, 2018

Rank	Team	First RB (Yards)	Second RB (Yards)	Yards
1.	LAR	Todd Gurley II (1,043)	Malcolm Brown (204)	1,247
2.	LAC	M.Gordon III (802)	Austin Ekeler (409)	1,211
3.	Hou.	Lamar Miller (773)	Alfred Blue (392)	1,165
4.	N.O.	Alvin Kamara (706)	Mark Ingram II (440)	1,146
5.	Dal.	Ezekiel Elliott (1,074)	Rod Smith (56)	1,130

#### Combined Scrimmage Yards, NFL RB Duos, 2018

Rank	Team	First RB (Yards)	Second RB (Yards)	Yards
1.	LAC	M.Gordon III (1,255)	Austin Ekeler (763)	2,018
2.	N.O.	Alvin Kamara (1,255)	Mark Ingram (574)	1,829
3.	LAR	Todd Gurley II (1,484)	Malcolm Brown (256)	1,740
4.	NYG	Saquon Barkley (1,410)	Wayne Gallman (171)	1,581
5.	Dal.	Ezekiel Elliott (1,437)	Rod Smith (86)	1,523

#### Combined Total TDs, NFL RB Duos, 2018

Rank	Team	First RB (TDs)	Second RB (TDs)	TDs
1.	N.O.	Alvin Kamara (15)	Mark Ingram II (5)	20
2.	LAR	Todd Gurley II (17)	Malcolm Brown (1)	18
3.	LAC	M.Gordon III (13)	Austin Ekeler (4)	17
4.	K.C.	Kareem Hunt (14)	Spencer Ware (1)	15
	N.E.	James White (10)	Sony Michel (5)	15
6.	Bal.	Alex Collins (8)	Javorius Allen (5)	13

### UNSTOPPABLE FORCE

Melvin Gordon III has been impossible to take down this year. According to SportRadar, the fourth-year RB ranks No. 3 in rushing yards after contact and second in broken tackles.

#### Rushing Yards After Contact, NFL RBs, 2018

Rank	Team	Player	GP	Rush Yds After Contact
1.	NYG	Saquon Barkley	11	526
2.	LAR	Todd Gurley II	11	499
3.	LAC	Melvin Gordon III	10	447
4.	K.C.	Kareem Hunt	11	437
5.	Dal.	Ezekiel Elliott	11	418

#### Broken Tackles, NFL RBs, 2018

Rank	Team	Player	GP	Broken Tackles
1.	NYG	Saquon Barkley	11	34
2.	LAC	Melvin Gordon III	10	29
3.	K.C.	Kareem Hunt	11	26
4.	Pit.	James Conner	11	24
	N.O.	Alvin Kamara	11	24

### GORDON OFF AND RUNNING

Melvin Gordon III has made his impact felt from the moment he donned the Powder Blues. Gordon has tied a single-season career high with three 100-yard rushing performances in 2018, moving into a tie for the seventh-most in team annals. The 2015 first-round pick has become one of the best running backs in Chargers history, quickly climbing the team record books into the top-six in career rushing attempts, yards and TDs.

#### 100-Yard Rushing Performances, Chargers History

Rank	Player	No.
1.	RB LaDainian Tomlinson	46
2.	RB Paul Lowe	15
	RB Natrone Means	15
4.	RB Ryan Mathews	12
5.	RB Dickie Post	11
6.	RB Chuck Muncie	9
7.	RB Melvin Gordon III	8
	RB Marion Butts	8
	RB Don Woods	8

#### Career Rushing Attempts, Chargers History

Rank	Player	No.
1.	RB LaDainian Tomlinson	2,880
2.	RB Marion Butts	1,031
3.	RB Paul Lowe	1,015
4.	RB Natrone Means	1,013
5.	RB Ryan Mathews	923
6.	RB Melvin Gordon III	875

#### Career Rushing Yards, Chargers History

Rank	Player	No.
1.	RB LaDainian Tomlinson	12,490
2.	RB Paul Lowe	4,972
3.	RB Marion Butts	4,297
4.	RB Ryan Mathews	4,061
5.	RB Natrone Means	3,885
6.	RB Melvin Gordon III	3,545

#### Career Rushing TDs, Chargers History

Rank	Player	No.
1.	RB LaDainian Tomlinson	138
2.	RB Chuck Muncie	43
3.	RB Paul Lowe	38
4.	RB Natrone Means	34
5.	RB Marion Butts	31
6.	RB Melvin Gordon III	27



## 2018 OFFENSIVE PLAYER NOTES

### DUAL THREAT

Already one of the best runners in team history, Melvin Gordon III has emerged as a dual-threat running back for the Bolts. Especially in the past two seasons, he has proven to be a reliable target for QB Philip Rivers, solidifying himself as one of the 10 best all-around running backs in Chargers history.

In Week 11 vs. Denver, Gordon eclipsed 5,000 yards from scrimmage for his career in just his 52nd career game to become the third-fastest player and second-fastest running back in team history to reach that mark.

#### Career Receptions, RBs, Chargers History

Rank	Player	No.
1.	LaDainian Tomlinson	530
2.	Ronnie Harmon	377
3.	Terrell Fletcher	259
4.	Gary Anderson	194
5.	<b>Melvin Gordon III</b>	<b>176</b>

#### Career Receiving Yards, RBs, Chargers History

Rank	Player	No.
1.	LaDainian Tomlinson	3,955
2.	Ronnie Harmon	3,928
3.	Gary Anderson	1,978
4.	Terrell Fletcher	1,943
5.	Keith Lincoln	1,689
6.	<b>Melvin Gordon III</b>	<b>1,540</b>

#### Career Receiving TDs, RBs, Chargers History

Rank	Player	No.
1.	LaDainian Tomlinson	15
2.	Keith Lincoln	14
3.	Danny Woodhead	13
4.	Gary Anderson	12
	Ronnie Harmon	12
6.	Darren Sproles	11
7.	<b>Melvin Gordon III</b>	<b>10</b>

#### Career Scrimmage Yards, RBs, Chargers History

Rank	Player	No.
1.	LaDainian Tomlinson	16,445
2.	Paul Lowe	6,017
3.	Ronnie Harmon	5,567
4.	Ryan Mathews	5,171
5.	<b>Melvin Gordon III</b>	<b>5,085</b>

#### Career Total TDs, RBs, Chargers History

Rank	Player	No.
1.	LaDainian Tomlinson	153
2.	Paul Lowe	46
3.	Chuck Muncie	45
4.	<b>Melvin Gordon III</b>	<b>37</b>

#### Fastest Players to Reach 5,000 Career Scrimmage Yards, Chargers History

Rank	Player	Games
1.	RB LaDainian Tomlinson	41
2.	WR Lance Alworth	51
3.	<b>RB Melvin Gordon III</b>	<b>52</b>
4.	Ryan Mathews	58

### A NOSE FOR THE END ZONE

Since 2016, Gordon has been one of the most dynamic scoring threats in the NFL, posting 37 total TDs and 25 rushing scores. He already has 13 total TDs (nine rushing) this season and sits in the top-three in each since the start of 2016.

#### Total TDs, NFL, 2016-Present

Rank	Team	Player	No.
1.	LAR	RB Todd Gurley II	42
2.	<b>LAC</b>	<b>RB Melvin Gordon III</b>	<b>37</b>
3.	Dal.	RB Ezekiel Elliott	33
4.	Pit.	WR Antonio Brown	32
	G.B.	WR Davante Adams	32

#### Rushing TDs, NFL, 2016-Present

Rank	Team(s)	Player	No.
1.	LAR	RB Todd Gurley II	32
2.	Dal.	RB Ezekiel Elliott	28
3.	<b>LAC</b>	<b>RB Melvin Gordon III</b>	<b>27</b>
4.	Oak./Min.	RB Latavius Murray	25
	Phi./Det.	RB LeGarrette Blount	25

### A GAME OF RUNS

Gordon has put together stellar performances in each of the past two years, totaling over 1,400 scrimmage yards and 12 total TDs in each of them. He has continued that success, posting 1,255 scrimmage yards and 13 total TDs this year.

From Weeks 5-10, Gordon posted five-straight games with at least 120 yards from scrimmage and a scrimmage TD, marking the first such streak since Jamaal Charles in 2007. That streak ranks tied for the fifth-longest in a single season in history and trails only Hall of Fame RB LaDainian Tomlinson's six-game streak in team annals.

#### Consecutive Seasons with 1,400 Scrimmage Yards and 12 Total TDs, Chargers History

Rank	Player	No. (Seasons)
1.	LaDainian Tomlinson	7 (2002-08)
2.	<b>Melvin Gordon III</b>	<b>2 (2016-17)</b>

#### Consecutive Seasons with 1,200 Scrimmage Yards and 10 Total TDs, Chargers History

Rank	Player	No. (Seasons)
1.	RB LaDainian Tomlinson	8 (2001-08)
2.	WR Lance Alworth	4 (1963-66)
3.	<b>RB Melvin Gordon III</b>	<b>3 (2016-18)</b>

#### Consecutive Seasons with 1,200 Scrimmage Yards and 10 Total TDs, 2016 - Present

Rank	Team	Player	No. (Seasons)
1.	<b>LAC</b>	<b>RB Melvin Gordon III</b>	<b>3 (2016-18)</b>
2.	LAR	RB Todd Gurley II	2 (2017-18)
	K.C.	RB Kareem Hunt	2 (2017-18)
	N.O.	RB Mark Ingram II	2 (2016-17)

#### Consecutive Games with 120 Scrimmage Yards and 1 TD, Single Season, NFL History

Rank	Team	Season	Player	Games
1.	K.C.	2005	RB Larry Johnson	7
2.	S.D.	2006	RB LaDainian Tomlinson	6
	Jax.	2000	RB Fred Taylor	6
	Pit.	1972	RB Franco Harris	6
6.	<b>LAC</b>	<b>2018</b>	<b>RB Melvin Gordon III</b>	<b>5</b>
			Eight Other Streaks (Seven Players)	5



## 2018 OFFENSIVE PLAYER NOTES

### ALL HANDS ON DECK

Mike Williams and Tyrell Williams have consistently helped the Bolts offense stretch the field. Since 2016, Tyrell Williams ranks fifth in the NFL in yards-per-reception (min. 80 catches). This year, Tyrell and Mike rank fourth and seventh, respectively in average yards-per-reception (min. 20 catches).

#### Yards Per Reception Average, Min. 80 Receptions, NFL, 2016 - Present

Rank	Team(s)	Player	Avg.
1.	Buf./S.F.	WR Marquise Goodwin	17.0
2.	N.E.	TE Rob Gronkowski	16.9
3.	Det.	WR Marvin Jones Jr.	16.8
4.	Was./T.B.	WR DeSean Jackson	16.6
5.	S.D./LAC	WR Tyrell Williams	16.5

#### Yards Per Reception Average, Min. 20 Receptions, NFL, 2018

Rank	Team	Player	Avg.
1.	Den.	WR Courtland Sutton	20.0
2.	Sea.	WR David Moore	18.8
3.	T.B.	WR DeSean Jackson	18.8
4.	LAC	WR Tyrell Williams	18.5
5.	Bal.	WR John Brown	18.0
6.	Cle./N.E.	WR Josh Gordon	17.6
7.	LAC	WR Mike Williams	17.5

### DEEP THREAT

Tyrell Williams has shown off his speed by hauling in six TDs of 50-plus yards in his career. Since Week 17 of 2015, Williams' six receiving scores from 50-plus rank second in the NFL.

His 75-yard TD catch on the team's first offensive play in Week 7 against Tennessee was his ninth career score of 40-plus yards, at the time, breaking a tie with Kansas City WR Tyreek Hill for the most in the NFL since Week 17 of 2015.

#### TD Catches of 50-Plus Yards, NFL, 2015 Week 17 - Present

Rank	Team(s)	Player	No.
1.	K.C.	WR Tyreek Hill	8
2.	S.D./LAC	WR Tyrell Williams	6
3.	Buf./S.F.	WR Marquise Goodwin	5
	Was./T.B.	WR DeSean Jackson	5
	Mia.	WR Kenny Stills	5

#### TD Catches of 40-Plus Yards, NFL, 2015 Week 17 - Present

Rank	Team(s)	Player	No.
1.	S.D./LAC	WR Tyrell Williams	9
	K.C.	WR Tyreek Hill	9
3.	N.O./N.E./LAR	WR Brandin Cooks	7
4.	NYJ	WR Robby Anderson	6
	Pit.	WR Antonio Brown	6
	Oak./Dal.	WR Amari Cooper	6
	Ind.	WR T.Y. Hilton	6
	Was./T.B.	WR DeSean Jackson	6
	Mia.	WR Kenny Stills	6





## 2018 DEFENSIVE PLAYER NOTES

### RIDE-OR-ADDAE

Since joining the Chargers as an undrafted free agent in 2013, Jahleel Addae has put together a stellar career. The Hitman became just the second undrafted Chargers defender in history to top 300 career tackles.

#### Total Tackles, Press Box Totals, Undrafted Players, Chargers History

Rank	Player	No.
1.	LB Stephen Cooper	473
2.	<b>S Jahleel Addae</b>	<b>337</b>
3.	LB Gary Plummer	257

### ON THE FAST TRACK

With 8.5 sacks in his first eight games of 2017, Joey Bosa brought his career total to 19.0 sacks over his first 20 career games. That topped the previous NFL record of 18.5 set by former 49ers LB Aldon Smith in 2012.

#### Sacks, First 20 Career Games, NFL History

Rank	Team(s)	Player	No.
1.	<b>S.D./LAC</b>	<b>DE Joey Bosa</b>	<b>19.0</b>
2.	S.F.	LB Aldon Smith	18.5
3.	G.B.	LB Clay Matthews	17.0
4.	NYJ	DE John Abraham	16.5
	Den.	LB Von Miller	16.5
	S.D.	DE Leslie O'Neal	16.5

### SACK ARTISTS

DEs Joey Bosa and Melvin Ingram III have continued to build on a productive season in 2017 to climb into the top 11 of the team's all-time sacks list. In 2018, Ingram has 5.5 sacks while Bosa has a pair of sacks.

#### Sacks, Chargers History, Since 1982

Rank	Player	No.
1.	DE Leslie O'Neal	105.5
2.	LB Shaun Phillips	69.5
3.	DE Lee Williams	65.5
4.	LB Junior Seau	47.0
5.	DE Raylee Johnson	46.0
6.	LB Shawne Merriman	43.5
7.	<b>DE Melvin Ingram III</b>	<b>40.5</b>
8.	DE Burt Grossman	38.0
	DE Chris Mims	38.0
10.	LB Billy Ray Smith	26.5
11.	<b>DE Joey Bosa</b>	<b>25.0</b>

### JACK OF ALL TRADES

Melvin Ingram III lined up in the backfield as a fullback in Week 5 against Oakland, getting the first carry of his career. While Ingram didn't get into the end zone, he still made history in the game, becoming the second player in NFL history to post a sack, an interception and a rushing attempt in the same game.

#### Players with Sack, Interception and Rush, Single Games, NFL History

Year	Team	Player	Game
2018	<b>LAC</b>	<b>DE Melvin Ingram III</b>	<b>Oct. 7 vs. Oak.</b>
2000	NYJ	LB Mo Lewis	Oct. 15 at N.E.

### BALL HAWK

Casey Hayward Jr. has been one of the more effective CBs in his career, ranking tied for seventh in interceptions since entering the league in 2012. In his first season with the Bolts in 2016, Hayward recorded a league-leading seven interceptions. Since joining the Bolts, Hayward's 11 picks are tied for the third-most in the NFL.

#### Most Interceptions, Since 2012

Rank	Team(s)	Player	No.
1.	Sea./S.F.	CB Richard Sherman	28
2.	Cin./Oak.	S Reggie Nelson	24
3.	K.C./LAR	CB Marcus Peters	21
	Ari.	CB Patrick Peterson	21
	Hou./Det.	S Glover Quin	21
	Sea.	S Earl Thomas III	21
7.	<b>S.D./LAC</b>	<b>CB Casey Hayward Jr.</b>	<b>20</b>
	Cle./Jax.	CB Tashaun Gipson	20
	Atl./Mia./T.B.	CB Brent Grimes	20
	Min.	S Harrison Smith	20

#### Most Interceptions, Since 2016

Rank	Team(s)	Player	No.
1.	K.C./LAR	CB Marcus Peters	13
2.	Det.	CB Darius Slay	12
3.	<b>S.D./LAC</b>	<b>CB Casey Hayward Jr.</b>	<b>11</b>
	G.B.	S Ha Ha Clinton-Dix	11
	Ari./Was.	S D.J. Swearinger	11

### A LEAGUE OF THEIR OWN

In back-to-back seasons, a Chargers rookie defensive back has made history by getting to the quarterback. In 2017, CB Desmond King II tied an NFL record for the most single-season sacks by a rookie DB. This season, S Derwin James already has 3.5 sacks and is knocking on the door of King's single-season record.

Last season, King became the sixth-ever NFL DB to post 4.0 sacks in his first 16 career games. With 0.5 more sacks, James can become just the seventh DB in NFL history and second-ever Chargers DB to achieve that feat.

#### Most Single-Season Sacks, Rookie DBs, NFL History

Rank	Year	Team	Player	Sacks
1.	<b>2017</b>	<b>LAC</b>	<b>Desmond King</b>	<b>4.0</b>
	1983	Dal.	Bill Bates	4.0
2.	<b>2018</b>	<b>LAC</b>	<b>Derwin James</b>	<b>3.5</b>
	1997	Car.	Mike Minter	3.5

#### Most Sacks in First 16 Career Games, DBs, NFL History

Rank	Year(s)	Team	Player	Sacks
1.	<b>2017</b>	<b>LAC</b>	<b>Desmond King</b>	<b>4.0</b>
	2017	Pit.	Mike Hilton	4.0
	2014-15	Jax.	Aaron Colvin	4.0
	2004-05	NYG	Gibril Wilson	4.0
	1984-85	NYJ	Russell Carter	4.0
	1983	Dal.	Bill Bates	4.0
7.	<b>2018</b>	<b>LAC</b>	<b>Derwin James</b>	<b>3.5</b>
	1997	Car.	Mike Minter	3.5



## 2018 DEFENSIVE PLAYER NOTES

### ROOKIE SENSATION

Derwin James has re-written NFL record books through 11 games. With two sacks and a pick through his first three career games, he became just the second DB in NFL history to do so in a non-strike season.

James ended up posting three sacks through the first four games of his career, becoming the second player in NFL history to do so. He ended up setting an NFL record among DBs with 3.5 sacks in his first six career games. James' 3.5 sacks are also good enough for the most by a DB through 11 career games.

#### DBs with 2 Sacks and 1 INT in First Three Career Games, NFL History

Year(s)	Team	Player	Sacks	INTs
2018	LAC	Derwin James	2.0	1
1987	Sea.	Charles Glaze*	2.0	2
1987	Dal.	Tommy Haynes*	3.0	3
1983	Dal.	Bill Bates	2.0	1

\*Replacement player due to NFL players strike

#### Most Sacks in First 11 Career Games, DBs, NFL History

Rank	Year(s)	Team	Player	Sacks
1.	2018	LAC	Derwin James	3.5
2.	2006-07	N.O.	Roman Harper	3.0
	2004-05	NYG	Gibril Wilson	3.0
	2002	StL	James Whitley	3.0
	1987	Dal.	Tommy Haynes*	3.0
	1985-86	NYJ	Lester Lyles	3.0
	1984	NYJ	Russell Carter	3.0
	1983	Dal.	Bill Bates	3.0

\*Replacement player due to NFL players strike

#### Most Sacks in First Six Career Games, DBs, NFL History

Rank	Year	Team	Player	Sacks
1.	2018	LAC	Derwin James	3.5
2.	1987	Dal.	Tommy Haynes*	3.0
	1986	NYJ	Lester Lyles	3.0
4.	-	-	Many tied with	2.0

\*Replacement player due to NFL players strike

#### Most Sacks in First Four Career Games, DBs, NFL History

Rank	Year	Team	Player	Sacks
1.	2018	LAC	Derwin James	3.0
	1987	Dal.	Tommy Haynes*	3.0
3.	-	-	Many tied with	2.0

\*Replacement player due to NFL players strike

### KING'S RANSOM

In the Week 9 win over Seattle, CB Desmond King II returned an INT 42 yards for a score, his second career pick-six (90-yard INT return at Dallas in 2017). Coupled with his four sacks as a rookie, for former fifth-round selection became just the sixth player in NFL history and second DB ever to post at least four sacks and multiple pick-sixes in the first two seasons of his career.

King is just one pick-six shy of reaching three for his career to tie for the second-most in NFL history through a player's first two career seasons. His two INTs returned for TDs is tied for the second-most in the NFL since he entered the league in 2017. King is also tied for sixth in career pick-sixes in Chargers history.

#### Players with Four Sacks & Multiple Pick-Sixes, First Two Seasons, NFL History

Years	Team	Player	Pick-Sixes	Sacks
2017-18	LAC	CB Desmond King II	2	4.0
2012-13	Ten.	LB Zach Brown	2	9.5
2011-12	Was.	LB Ryan Kerrigan	2	16.0
2004-04	Ari.	LB Karlos Dansby	2	9.0
2002-03	Dal.	S Roy Williams	2	4.0
1998-99	StL	DE Grant Wistrom	2	9.5

#### Most Pick-Sixes, First Two Career Seasons, NFL History

Rank	Years	Team	Player	INT-TDs
1.	1981-82	S.F.	S Ronnie Lott	4
2.	2017-18	Chi.	S Eddie Jackson	3
	2012-13	StL	CB Janoris Jenkins	3
	2002-03	Oak.	CB Phillip Buchanon	3
	2000-01	Chi.	S Mike Brown	3
	1993-94	Ind.	S Ray Buchanan	3
	1988-89	NYJ	DB Erik McMillan	3
	1980-81	NYJ	DB Darrol Ray	3
	1975-76	LAR	DB Monte Jackson	3
10.	2017-18	LAC	CB Desmond King II	2
-	-	-	40 other players	2

#### Most Pick-Sixes, NFL, 2017 - Present

Rank	Team(s)	Player	No.
1.	Chi.	S Eddie Jackson	3
2.	LAC	CB Desmond King II	2
	Sea.	CB Justin Coleman	2
	NYG	CB Janoris Jenkins	2
	Hou.	CB Johnathan Joseph	2
	NYG	LB Alec Ogletree	2

#### Career Interceptions Returned For TD, Chargers History

Rank	Player	No.
1.	S Kenny Graham	5
	CB Dick Harris	5
3.	LB Woodrow Lowe	4
4.	DB Joe Beauchamp	3
	S Eric Weddle	3
6.	CB Desmond King II	2
	14 other players	2



## 2018 DEFENSIVE PLAYER/SPECIALISTS NOTES

### TOO LIUGET TO QUIT

Corey Liuget returned from a four-game suspension to start the year and made his presence felt immediately with 1.5 sacks in just his second game back. The performance brought him to 24.0 career sacks good for No. 12 in Chargers history and second in team annals among defensive tackles (since the sack became an official statistic in 1982).

#### Sacks, DTs, Chargers History, Since 1982

Rank	Player	No.
1.	John Parrella	24.5
2.	<b>Corey Liuget</b>	<b>24.0</b>
3.	Shawn Lee	22.0
4.	Jamal Williams	13.0
5.	Norman Hand	11.0
	Igor Olshansky	11.0

### INSANE IN THE MEBANE

Brandon Mebane has brought a veteran presence and leadership to the interior defensive line since joining the Bolts in 2016. He is one of two active NTs with 400 tackles (press box totals) and 15 sacks in his career. Mebane is the only active NT in the NFL to have an interception, picking off Oakland QB Derek Carr in 2016.

#### Active NTs with 400 Tackles (Press Box Totals), 15 Sacks, Career

Team(s)	Player	Tackles	Sacks	INTs
Cin./Den.	Domata Peko	573	20.0	0
<b>Sea./S.D./LAC</b>	<b>Brandon Mebane</b>	<b>432</b>	<b>17.5</b>	<b>1</b>

### BADGE OF HONOR

In Michael Badgley's NFL debut in Week 6 at Cleveland, he successfully kicked five extra points and a 44-yard field goal for eight points. His five made PATs tied for the most in a player's first career game in Chargers history.

Badgley continued his success with the Bolts, re-writing the team's kicking record books for points and made field goals to start a career.

#### Most Points, Kickers, First Five Career Games, Chargers History

Year	Player	Total Points
2018	<b>Michael Badgley</b>	<b>43</b>
1961	George Blair	41
2015	Josh Lambo	38
2004	Nate Kaeding	38

#### Most Points, Kickers, First Four Career Games, Chargers History

Year	Player	Total Points
2018	<b>Michael Badgley</b>	<b>34</b>
1961	George Blair	33
2015	Josh Lambo	30

#### Most Made Field Goals, First Four Career Games, Chargers History

Year	Player	Made FG
2018	<b>Michael Badgley</b>	<b>8</b>
1961	George Blair	7
2015	Josh Lambo	7

#### Most Points, Kickers, First Three Career Games, Chargers History

Year	Player	PAT Pct.	FG Pct.	Total Points
1961	George Blair	84.6	45.5	26
2018	<b>Michael Badgley</b>	<b>100.0</b>	<b>100.0</b>	<b>24</b>
1968	Dennis Partee	81.8	55.6	24
2004	Nate Kaeding	100.0	100.0	20

#### Most Points Without Missed Kick, First Two Career Games, Chargers History

Year	Player	Made PATs	Made FG	Total Points
2018	<b>Michael Badgley</b>	<b>7</b>	<b>3</b>	<b>16</b>
2004	Nate Kaeding	7	2	13
1988	Steve DeLine	6	2	12

#### Most Made PATs, First Career Game, Chargers History

Year	Player	Made PATs	Made FG	Total Points
2018	<b>Michael Badgley</b>	<b>5</b>	<b>1</b>	<b>8</b>
1988	Steve DeLine	5	1	8





## OFFENSE

### WR Keenan Allen

Needs just two receptions to extend his team-record multi-catch streak to 64 games (Allen has had multiple catches in all but one game in his career, his second career game played). It is the fourth-longest active multi-catch streak.

Needs 13 receptions to reach 405 for his career and pass WR Gary Garrison for No. 6 in franchise history.

Needs 100-plus receiving yards to post the 21st 100-yard game of his career to tie TE Antonio Gates for the fifth-most in team annals.

Needs 152 receiving yards to reach 1,000 for the season and the first back-to-back 1,000-yard seasons by a Charger since WR Vincent Jackson did so from 2008-09.

Needs two touchdown catches to reach 28 and pass WR Don Norton (27) for 12th in Chargers history.

### RB Austin Ekeler

Needs a scrimmage touchdown to reach 10 for his career to tie Hank Bauer for the second-most by an undrafted running back through his first two seasons in team history.

Needs 65 more receiving yards to reach 698 for his career and pass Arian Foster for the most by an undrafted running back in his first two seasons since John Settle had 723 from 1987-88.

### TE Antonio Gates

Needs six receptions to reach 952 for his career and pass Hall of Fame WR Andre Reed (951) for 17th in NFL history.

Needs 88 receiving yards to reach 11,835 for his career and pass Hall of Fame WR Don Maynard (11,834) for 28th on the all-time list.

### RB Melvin Gordon III

Needs a touchdown catch to tie Darren Sproles (11) for No. 6 in receiving touchdowns by a running back in Chargers history.

Needs two touchdown catches to tie Gary Anderson and Ronnie Harmon (12) for No. 4 in receiving touchdowns by a running back in team history.

Needs three touchdown catches to tie Danny Woodhead (13) for No. 3 in receiving touchdowns by a running back in team history.

Needs 87 scrimmage yards to pass Ryan Mathews (5,171) for fourth in career scrimmage yards by a running back in team history.

Needs 145 scrimmage yards to reach 1,400 for the season, extending his streak of seasons with at least 12 scrimmage touchdowns and 1,400 yards from scrimmage to three straight.

### QB Philip Rivers

Needs 300-plus passing yards to record his 62nd career game with at least 300 yards, tying Hall of Fame QB Brett Favre for the fifth-most in history.

Needs 381 passing yards to reach 3,500 for the year, extending his streak to 11-straight campaigns for the third-longest such streak in history.

Needs a touchdown pass to extend his streak of games with a touchdown pass to 25.

Needs two touchdown passes to extend his team-record multi-touchdown pass streak to 13 games, tying for the second-longest streak in NFL history. It would also make him the fourth-ever quarterback to throw multiple touchdown passes in each of the first 12 games to start a season.

Needs four touchdown passes to record his sixth 30-touchdown season, tying Green Bay QB Aaron Rodgers for the fifth-most in league history.

Needs a passer rating of at least 90 to become just the third quarterback in NFL history to do so in each of the first 12 games to start a season.

## TEAM/SPECIALISTS/DEFENSE

### Los Angeles Chargers

With a victory, the Chargers would reach 9-3 for the sixth time in history, and the first since 2009.

With 27 points scored, the franchise will reach 20,000 all-time points, becoming the 14th NFL franchise and just the third that was founded in 1960 or more recently to reach that mark (Dallas, New England).

### K Michael Badgley

Needs eight points to pass Dennis Pardee (50) for the most points by a kicker in Chargers history through the first six games of his career.

Needs three made field goals to reach 12 for his career, which would be the most by a kicker in team history through six career games.

### DE Joey Bosa

Needs 1.5 more sacks to reach 26.5 for his career, passing Houston DE J.J. Watt for the third-most in a player's first 31 career games in NFL history.

Needs 1.5 sacks to record the eighth multi-sack game of his career tying for the third-most multi-sack games in the NFL since he entered the league 2016. It would also tie Watt and Denver OLB Von Miller for the fourth-most multi-sack performances in a player's first 31 career games.

Needs two sacks to pass LB Billy Ray Smith (26.5) for 10th in team history.

### CB Casey Hayward Jr.

Needs one interception to tie Arizona CB Patrick Peterson, Detroit S Glover Quin, L.A. Rams CB Marcus Peters and Seattle S Earl Thomas III for the third-most interceptions (21) since Hayward Jr., entered the league in 2012. It would also tie him with Detroit CB Darius Slay for the second-most in the NFL since joining the Chargers in 2016.

### DE Melvin Ingram III

Needs 3.5 sacks to reach 44.0 for his career to pass LB Shawne Merriman for No. 6 in team history.

### S Derwin James

Needs 0.5 sacks to reach four for the year to tie CB Desmond King II (2017) for the most single-season sacks by a rookie defensive back in team history. The four sacks would tie King (L.A. Chargers, 2017) and DB Bill Bates (Dallas, 1983) for the most single-season sacks by a rookie defensive back in NFL history\*. Four sacks would tie the NFL record for most sacks by a defensive back in the first 16 games of his career.

Needs 1.0 more sacks to reach 4.5 for the season for the most single-season sacks by a rookie defensive back in NFL history\*. It would also set a record for the most sacks by a defensive back in the first 16 games of his career in history.

### CB Desmond King II

Needs an interception returned for a touchdown mark his third career pick-six, tying for the second-most by a player in NFL history through his first two seasons. It would also put him into a tie for the fourth-most in team history with Joe Beauchamp and Eric Weddle.

Needs a sack to reach 5.0 for his career to tie S Mike Dumas for the fourth-most in team history by a defensive back.

Official Totals — Based on coaches' film review totals.

\*Since sacks became an official statistic in 1982.



## THE PHILIP RIVERS FILE

**Philip Rivers** is the Chargers' franchise record-holder and he ranks eighth all-time for career passing yards with 53,467.

### NFL ALL-TIME PASSING YARDS

1.	Drew Brees .....	73,580
2.	Peyton Manning .....	71,940
3.	Brett Favre .....	71,838
4.	Tom Brady .....	69,190
5.	Dan Marino .....	61,361
6.	Eli Manning .....	54,775
7.	Ben Roethlisberger .....	54,729
8.	<b>Philip Rivers</b> .....	<b>53,467</b>
9.	John Elway .....	51,475
10.	Warren Moon .....	49,325

• **Rivers** also owns the highest career completion (4,410) and attempts (6,836) totals in franchise history.

• **Rivers** finished the 2017 season with 4,515 passing yards, the sixth-most in a season in franchise history. Rivers now holds eight of the Top 10 single-season passing yardage marks in franchise history.

### SINGLE-SEASON PASSING YARDS

1.	Dan Fouts, 1981 .....	4,802
2.	<b>Philip Rivers, 2015</b> .....	<b>4,792</b>
3.	Dan Fouts, 1980 .....	4,715
4.	<b>Philip Rivers, 2010</b> .....	<b>4,710</b>
5.	<b>Philip Rivers, 2011</b> .....	<b>4,624</b>
6.	<b>Philip Rivers, 2017</b> .....	<b>4,515</b>
7.	<b>Philip Rivers, 2013</b> .....	<b>4,478</b>
8.	<b>Philip Rivers, 2016</b> .....	<b>4,386</b>
9.	<b>Philip Rivers, 2014</b> .....	<b>4,286</b>
10.	<b>Philip Rivers, 2009</b> .....	<b>4,254</b>

• **Rivers** increased his career tally of 4,000-yard seasons to nine in 2017, a total that is tied for third in NFL history.

### MOST NFL 4,000-YARD SEASONS (PASSING)

1.	Peyton Manning .....	14
2.	Drew Brees .....	12
3.	Tom Brady .....	9
	<b>Philip Rivers</b> .....	<b>9</b>

• **Rivers** also has posted his 13th-consecutive 3,000-yard season, which ties **Ben Roethlisberger** for fourth in NFL history.

### MOST CONSECUTIVE 3,000-YARD SEASONS (PASSING)

1.	Brett Favre (1992-09) .....	18
2.	Drew Brees (2004-18) .....	15
3.	Eli Manning (2005-18) .....	14
4.	Peyton Manning (1998-10) .....	13
	<b>Philip Rivers (2006-18)</b> .....	<b>13</b>
	Ben Roethlisberger (2006-18) .....	13

• **Rivers** became the third quarterback in NFL history to pass for at least 3,500 yards in 10 consecutive seasons.

• **Rivers** has thrown 26 touchdown passes in 2018, for an 11th-straight 25-plus TD season. It is tied for the second-longest streak in NFL history.

### MOST CONSECUTIVE 25-TOUCHDOWN SEASONS (PASSING)

1.	Peyton Manning (1998-2010) .....	13
2.	Drew Brees (2006-16) .....	11
	<b>Philip Rivers (2008-18)</b> .....	<b>11</b>



• **Rivers'** 33 touchdown passes in the 2016 season gave him five-career 30-TD seasons, sixth in NFL history.

### MOST NFL 30-TOUCHDOWN SEASONS (PASSING)

1.	Drew Brees, Brett Favre, Peyton Manning .....	9
4.	Tom Brady .....	7
5.	Aaron Rodgers .....	6
6.	<b>Philip Rivers</b> .....	<b>5</b>

• **Rivers** attempted 575 passes in 2017, sixth in franchise history for a season, and completed 360 (T-fifth). He now owns eight of the 10 highest pass completion and pass attempt seasons in franchise history.

### CHARGERS SINGLE-SEASON PASS COMPLETIONS

1.	<b>Philip Rivers, 2015</b> .....	<b>437</b>
2.	<b>Philip Rivers, 2014</b> .....	<b>379</b>
3.	<b>Philip Rivers, 2013</b> .....	<b>378</b>
4.	<b>Philip Rivers, 2011</b> .....	<b>366</b>
5.	Dan Fouts, 1981 .....	360
	<b>Philip Rivers, 2017</b> .....	<b>360</b>
7.	<b>Philip Rivers, 2010</b> .....	<b>357</b>
8.	<b>Philip Rivers, 2016</b> .....	<b>349</b>
9.	Dan Fouts, 1980 .....	348
10.	<b>Philip Rivers, 2012</b> .....	<b>338</b>



#### CHARGERS SINGLE-SEASON PASS ATTEMPTS

1. Philip Rivers, 2015 .....	661
2. Dan Fouts, 1981 .....	609
3. Dan Fouts, 1980 .....	589
4. Philip Rivers, 2011 .....	582
5. Philip Rivers, 2016 .....	578
6. Philip Rivers, 2017 .....	575
7. Philip Rivers, 2014 .....	570
8. Philip Rivers, 2013 .....	544
9. Philip Rivers, 2010 .....	541
10. Dan Fouts, 1979 .....	530

- **Rivers** is the franchise's all-time leader for touchdown passes (368) and he ranks sixth on the NFL's all-time touchdowns list.

#### MOST NFL TOUCHDOWN PASSES (CAREER)

1. Peyton Manning .....	539
2. Drew Brees .....	517
3. Brett Favre .....	508
4. Tom Brady .....	507
5. Dan Marino .....	420
6. Philip Rivers .....	368
7. Eli Manning .....	353
Ben Roethlisberger .....	353

- **Rivers** finished 2017 with 28 touchdown passes, tied for ninth in a season in franchise history. He now owns eight of the Top 10 touchdown passing seasons in franchise history.

#### CHARGERS SINGLE-SEASON TOUCHDOWN PASSES

1. Philip Rivers, 2008 .....	34
2. Philip Rivers, 2016 .....	33
Dan Fouts, 1981 .....	33
4. Philip Rivers, 2013 .....	32
5. Philip Rivers, 2014 .....	31
6. Philip Rivers, 2010 .....	30
Dan Fouts, 1980 .....	30
8. Philip Rivers, 2015 .....	29
9. Philip Rivers, 2009 .....	28
Philip Rivers, 2017 .....	28

- On Sept. 17, 2017, against Miami, **Rivers** recorded the 52nd 300-yard passing game of his career to break a tie with **Dan Fouts** for the franchise record.

#### CHARGERS CAREER 300-YARD PASSING GAMES

1. Philip Rivers .....	61
2. Dan Fouts .....	51

- **Rivers** is the Chargers' all-time leader with 11 career 400-yard passing games and he ranks fifth in the NFL annals.

#### NFL CAREER 400-YARD PASSING GAMES

1. Drew Brees .....	16
2. Peyton Manning .....	14
3. Dan Marino .....	13
4. Ben Roethlisberger .....	12
5. Philip Rivers .....	11
6. Tom Brady .....	10

#### MOST WINS AS AN ACTIVE STARTER

Player	Team	No.
1. Tom Brady	N.E.	203
2. Drew Brees	S.D./N.O.	151
3. Ben Roethlisberger	Pit.	142
4. Eli Manning	NYG	114
Philip Rivers	S.D./LAC	114

#### RIVERS DOES IT AGAIN

On Sept. 30, 2018 versus San Francisco, Philip Rivers led the Chargers to a 29-27 come-from-behind victory. The Chargers trailed the Raiders 27-26 early in the fourth quarter. The win marked the 25th fourth quarter come-from-behind victory of Rivers' illustrious career. Below is a look at all 25 of Rivers' fourth quarter come-from-behind wins.

Date	Opp.	Deficit	Final Score
09/30/18	vs. San Francisco	26-27	Won, 29-27
10/15/17	at Oakland	14-16	Won, 17-16
10/8/17	at New York Giants	17-22	Won, 27-22
10/23/16	at Atlanta*	20-27	Won, 33-30
09/13/15	Detroit	20-21	Won, 33-28
12/20/14	at San Francisco*	21-35	Won, 38-35
11/30/14	at Baltimore	13-23	Won, 34-33
10/12/14	at Oakland	21-28	Won, 31-28
12/29/13	Kansas City*	14-24	Won, 27-24
11/24/13	at Kansas City	24-28	Won, 41-38
09/29/13	Dallas	20-21	Won, 30-21
09/15/13	at Philadelphia	27-23	Won, 33-30
09/11/11	Minnesota	17-14	Won, 24-17
11/07/10	at Houston	21-23	Won, 29-23
11/08/09	at N.Y. Giants	20-14	Won, 21-20
09/14/09	at Oakland	20-17	Won, 24-20
01/03/09	Indianapolis^*	17-14	Won, 23-17
12/21/08	at Tampa Bay	24-20	Won, 41-24
12/14/08	at Kansas City	21-10	Won, 22-21
09/28/08	at Oakland	15-3	Won, 28-18
12/09/07	at Tennessee*	17-3	Won, 23-17
12/24/06	at Seattle	14-13	Won, 20-17
11/26/06	vs. Oakland	14-7	Won, 21-14
11/19/06	at Denver	27-21	Won, 35-27
11/12/06	at Cincinnati	38-28	Won, 49-41
^AFC Wild Card Playoffs			
*Overtime game			

#### MORE ON PHILIP RIVERS

- Rivers has started a franchise-record 203 consecutive regular-season games. It's the NFL's longest active streak.
- Rivers has posted a 114-89 (.562) regular-season record. He became the fifth active quarterback to reach 100 regular-season wins after the victory against the Broncos on Oct. 22, 2017. Including postseason, Rivers' 118 wins overall ranks No. 5 among active quarterbacks.
- Rivers has posted a passer rating of 120 or higher 47 times during his career. The Chargers are 42-5 (.894) in those games. He has also posted a rating of 130.0 or higher 28 times and the Chargers are 28-0 in those games.
- Rivers is 42-34 (.553) as a starter in regular-season AFC West games. In 76 division games as a starter, he's completed 1,566 of 2,489 (62.9 pct.) for 19,106 yards with 123 touchdowns and 74 interceptions for a 90.6 passer rating.
- Rivers is one of the NFL's top late-season quarterbacks. Since taking over as the Bolts' starting quarterback in 2006, he has guided the Chargers to a record of 39-19 (.672) in regular-season games played in December and January.
- Rivers is not only great in December and January, but in the second half of the season overall. Throughout his career, Rivers is 68-41 (.624) as a starter in games played after Nov. 1.
- Rivers is a nine-time AFC Offensive Player of the Week. His nine AFC POW awards rank second in team history to LaDainian Tomlinson's 10.
- Rivers is a 13-time FedEx Air NFL Player of the Week during his career.
- Since 2012, Rivers has posted the fifth most offensive plays (7,072) in the NFL.





## REGULAR-SEASON RANKINGS

		All-Time	Active Players
Completions	4,410	8	5
Yards	53,467	8	5
Percentage	64.5	9	5
Touchdowns	368	6	3
QB Rating	95.9	8	5

## POSTSEASON RANKINGS

		All-Time	Active Players
Completions	164	27	9
Yards	2,165	27	9
Percentage	60.3	24	9
Touchdowns	11	33t	10
QB Rating	85.2	21	11

## COMBINED (REGULAR AND POSTSEASON) RANKINGS

		All-Time	Active Players
Completions	4,574	8	5
Yards	55,632	9	5
Percentage	64.4	9	5
TDs	379	7	4
QB Rating	95.5	8	4

At the 2017 Week 8 matchup against the Patriots, **Philip Rivers** surpassed 50,000 passing yards in his career during regular and postseason play. He surpassed 50,000 yards in regular season play against the Raiders in Week 17 of 2017.

### Regular Season, All-Time:

### Most Consecutive Games Played

203	Philip Rivers, 2004-18
179	David Binn, 1994-10
178	Russ Washington, 1968-80

### Rivers Earns His 100th Win

Philip Rivers earned his 100th career regular season win when the Chargers downed the Denver Broncos, 21-0, on Oct. 22, 2017. Here is a list of quarterbacks that have won 100 or more regular season games.

Name	Wins
Tom Brady	203
Brett Favre	186
Peyton Manning	186
John Elway	148
Dan Marino	147
Drew Brees	151
Ben Roethlisberger	142
Fran Tarkenton	124
Johnny Unitas	118
Joe Montana	117
Eli Manning	114
<b>Philip Rivers</b>	<b>114</b>
Terry Bradshaw	107
Warren Moon	102
Jim Kelly	101

## TOUCHDOWNS THROWN TO BY RIVERS

Antonio Gates	89
Vincent Jackson	37
Malcom Floyd	34
Keenan Allen	25
Tyrell Williams	17
Eddie Royal	16
Danny Woodhead	13
Hunter Henry	12
Darren Sproles	11
Chris Chambers	10
Melvin Gordon	10
Dontrelle Inman	8
Travis Benjamin	8
Danario Alexander	7
Ladarius Green	7
LaDainian Tomlinson	7
Mike Williams	7
Austin Ekeler	6
Brandon Manumaleuna	5
Mike Tolbert	5
Seyi Ajirotutu	3
Vincent Brown	3
Jacob Hester	3
Stevie Johnson	3
Legedu Naanee	3
Dante Rosario	3
Patrick Crayton	2
Buster Davis	2
Randy McMichael	2
Robert Meachem	2
John Phillips	2
Jackie Battle	1
Ryan Mathews	1
Lorenzo Neal	1
Brandon Oliver	1
Kelley Washington	1
Kris Wilson	1
Virgil Green	1
<b>Total</b>	<b>368</b>

## RIVERS' RECORD BREAKING DAY vs. ARIZONA



Rivers' **25 consecutive completions** are the most by a quarterback in a single game in **NFL history** and are tied with RYAN TANNERHILL (25 consecutive completions from Weeks 6-7 in 2015) for the most consecutive passes completed at any point in league history. Washington's MARK BRUNELL previously held the record for the most consecutive completions to begin a game, completing his first 22 passes against Houston on September 24, 2006.

Rivers' **96.6 completion percentage** is the highest by a quarterback in a single game in league annals (minimum 20 attempts), surpassing the previous high of 92.3 percent (24 of 26 passing) set by Pro Football Hall of Famer KURT WARNER against Jacksonville on September 20, 2009.





• **Antonio Gates** surpassed Tony Gonzalez's mark for the most touchdown catches in NFL history by a tight end when he snagged his 112th during the Chargers' 2017 home opener against Miami. Gates moved into sixth all-time in touchdown catches among all players. Gates is the Chargers' all-time leader in receptions (946), receiving yards (11,747) and touchdown catches (116). All-time among tight ends, Gates, ranks third in catches and yards. Gates' 116 touchdown catches since he came into the NFL in 2003 are the most in the NFL over that span (2003-present).

**NFL ALL-TIME RECEIVING TOUCHDOWNS (TIGHT ENDS)**

1. **Antonio Gates**..... 116
2. Tony Gonzalez..... 111

**NFL ALL-TIME RECEPTIONS (TIGHT ENDS)**

1. Tony Gonzalez..... 1,325
2. Jason Witten ..... 1,152
3. **Antonio Gates**..... 946

**NFL ALL-TIME RECEIVING YARDS (TIGHT ENDS)**

1. Tony Gonzalez..... 15,127
2. Jason Witten ..... 12,448
3. **Antonio Gates**..... 11,747

**NFL ALL-TIME RECEIVING TOUCHDOWNS (ALL PLAYERS)**

1. Jerry Rice..... 197
2. Randy Moss ..... 156
3. Terrell Owens..... 153
4. Cris Carter ..... 130
5. Marvin Harrison..... 128
6. **Antonio Gates**..... 116
7. Tony Gonzalez..... 111

• **Philip Rivers** and **Gates** have connected on 89 touchdowns during their careers, most in NFL history for a quarterback-tight end tandem. Gates has actually caught 91 touchdown passes since Rivers became the team's starting quarterback in 2006, but two of the touchdown passes were thrown by **LaDainian Tomlinson** on halfback-option plays (Nov. 26, 2006 vs. Oakland and Sept. 9, 2007 vs. Chicago).

**ALL-TIME TOUCHDOWNS BY QB-TE DUO**

1. **Philip Rivers to Antonio Gates** ..... 89
2. Tom Brady to Rob Gronkowski ..... 77
3. Drew Brees to Jimmy Graham ..... 51

• **Rivers** and **Gates**' 89 touchdowns are also the second-most all-time between a quarterback and receiver. The only combinations that are better are **Peyton Manning** and **Marvin Harrison** (112). Rivers and Gates passed **Steve Young** and **Jerry Rice** at the Chiefs on Dec. 16, 2017.

**ALL-TIME TOUCHDOWNS BY QB-RECEIVER DUO**

1. Peyton Manning to Marvin Harrison ..... 112
2. **Philip Rivers to Antonio Gates** ..... 89
3. Steve Young to Jerry Rice ..... 85

• **Gates** has 21-career multi-touchdown games, most by a tight end in NFL history.

**MOST MULTI-TOUCHDOWN GAMES (TIGHT ENDS)**

1. **Antonio Gates**..... 21
2. Tony Gonzalez..... 18
3. Rob Gronkowski ..... 17

• **Gates** caught his first touchdown pass of the 2018 season in Week 4 vs. San Francisco. When he did, he moved one season closer for the longest active season streak with at least one touchdown (16 seasons). It's the second-longest streak among tight ends all time. **Tony Gonzalez** (17 seasons) holds the all-time record.

**GATES PASSES 900 CATCHES**

• **Antonio Gates** added six catches in the win at the Jets on Dec. 24. That moved him into the top-20 all-time, passing Torry Holt (920).

**NFL CAREER RECEPTION LEADERS**

17. Andre Reed..... 951
18. **Antonio Gates**..... 946
19. Derrick Mason ..... 943
20. Art Monk..... 940
21. Torry Holt..... 920
22. Wes Welker ..... 903



Chargers TE **Antonio Gates** ranks No. 1 all-time among tight ends with 116 career touchdown receptions. Gates' 116 touchdowns rank No. 1 among active players and No. 6 all-time. The Chargers are 53-39 when Gates finds the endzone.

## ANTONIO GATES TOUCHDOWNS

Date	Opponent	W/L	Quarter	Time	Length	Passer
Nov. 9, 2003	vs. Minnesota	W	2	0:25	4	Doug Flutie
Nov. 30, 2003	vs. Kansas City	L	4	0:00	18	Doug Flutie
Oct. 3, 2004	vs. Tennessee	W	2	5:16	11	Drew Brees
Oct. 10, 2004	vs. Jacksonville	W	1	10:14	1	Drew Brees
			2	9:23	11	Drew Brees
Oct. 31, 2004	vs. Oakland	W	3	12:05	5	Drew Brees
			3	3:08	1	Drew Brees
Nov. 7, 2004	vs. New Orleans	W	1	9:50	12	Drew Brees
			3	3:15	7	Drew Brees
			3	2:04	2	Drew Brees
Nov. 21, 2004	at Oakland	W	1	9:05	11	Drew Brees
Nov. 28, 2004	at Kansas City	W	4	10:13	18	Drew Brees
			4	6:22	11	Drew Brees
Dec. 19, 2004	at Cleveland	W	2	2:11	72	Drew Brees
Dec. 26, 2004	at Indianapolis	L	3	9:24	4	Drew Brees
Sept. 25, 2005	vs. New York Giants	W	3	2:59	14	Drew Brees
Oct. 10, 2005	vs. Pittsburgh	L	2	0:34	11	Drew Brees
Oct. 23, 2005	at Philadelphia	L	4	13:48	8	Drew Brees
Oct. 30, 2005	vs. Kansas City	W	1	4:30	19	Drew Brees
			2	0:27	20	Drew Brees
			4	9:10	35	Drew Brees
Nov. 20, 2005	vs. Buffalo	W	1	0:32	27	Drew Brees
Dec. 4, 2005	vs. Oakland	W	2	11:14	6	Drew Brees
Dec. 11, 2005	vs. Miami	L	4	0:15	8	Drew Brees
Dec. 24, 2005	at Kansas City	L	1	4:06	18	Drew Brees
Sept. 11, 2006	at Oakland	W	4	9:56	4	Philip Rivers
Oct. 8, 2006	vs. Pittsburgh	W	3	5:21	22	Philip Rivers
Oct. 15, 2006	at San Francisco	W	1	12:00	57	Philip Rivers
Oct. 22, 2006	at Kansas City	L	3	9:29	1	Philip Rivers
Nov. 26, 2006	vs. Oakland	W	4	9:46	19	LaDainian Tomlinson
Dec. 3, 2006	at Buffalo	W	2	0:24	11	Philip Rivers
Dec. 10, 2006	vs. Denver	W	1	4:40	12	Philip Rivers
			2	0:23	7	Philip Rivers
Dec. 31, 2006	vs. Arizona	W	2	10:25	33	Philip Rivers
Sept. 9, 2007	vs. Chicago	W	3	0:45	17	LaDainian Tomlinson
Sept. 16, 2007	at New England	L	4	14:48	12	Philip Rivers
Oct. 7, 2007	at Denver	W	3	9:20	9	Philip Rivers
Oct. 28, 2007	vs. Houston	W	1	5:49	49	Philip Rivers
			2	12:00	31	Philip Rivers
Nov. 18, 2007	at Jacksonville	L	4	5:06	24	Philip Rivers
Nov. 25, 2007	vs. Baltimore	W	2	7:16	35	Philip Rivers
			3	11:30	25	Philip Rivers
Dec. 9, 2007	at Tennessee	W	4	0:09	2	Philip Rivers
Sept. 7, 2008	vs. Carolina	L	4	6:45	24	Philip Rivers
Sept. 22, 2008	vs. New York Jets	W	2	3:17	6	Philip Rivers
Sept. 28, 2008	at Oakland	W	4	14:12	9	Philip Rivers
Oct. 12, 2008	vs. New England	W	3	7:07	1	Philip Rivers
Oct. 26, 2008	at New Orleans	L	2	1:08	12	Philip Rivers
Nov. 9, 2008	vs. Kansas City	W	4	6:55	8	Philip Rivers
Dec. 21, 2008	at Tampa Bay	W	2	13:26	15	Philip Rivers
			4	14:53	5	Philip Rivers
Oct. 4, 2009	at Pittsburgh	L	3	1:33	3	Philip Rivers
			4	5:48	5	Philip Rivers
Nov. 29, 2009	vs. Kansas City	W	1	4:13	19	Philip Rivers
			2	2:52	15	Philip Rivers
Dec. 13, 2009	at Dallas	W	4	10:56	14	Philip Rivers
Dec. 20, 2009	vs. Cincinnati	W	1	10:06	3	Philip Rivers
Dec. 25, 2009	at Tennessee	W	2	8:46	36	Philip Rivers
Jan. 3, 2010	vs. Washington	W	1	6:36	12	Philip Rivers
Sept. 13, 2010	at Kansas City	L	1	1:52	3	Philip Rivers
Sept. 19, 2010	vs. Jacksonville	W	2	11:32	9	Philip Rivers
			2	0:10	4	Philip Rivers
Sept. 26, 2010	at Seattle	L	4	6:39	12	Philip Rivers
Oct. 3, 2010	vs. Arizona	W	1	4:45	33	Philip Rivers
			2	3:30	26	Philip Rivers
Oct. 10, 2010	at Oakland	L	2	10:07	19	Philip Rivers
Oct. 24, 2010	vs. New England	L	4	7:21	4	Philip Rivers
Oct. 31, 2010	vs. Tennessee	W	3	4:20	48	Philip Rivers
Dec. 5, 2010	vs. Oakland	L	4	9:59	4	Philip Rivers
Oct. 23, 2011	at New York Jets	L	2	12:11	2	Philip Rivers
Nov. 6, 2011	vs. Green Bay	L	3	1:58	11	Philip Rivers
Nov. 20, 2011	at Chicago	L	2	2:04	8	Philip Rivers
Nov. 27, 2011	vs. Denver	L	2	7:58	6	Philip Rivers
Dec. 11, 2011	vs. Buffalo	W	1	7:52	9	Philip Rivers
			3	4:11	2	Philip Rivers
Jan. 1, 2012	at Oakland	W	1	1:02	38	Philip Rivers
Oct. 15, 2012	vs. Denver	L	1	8:16	15	Philip Rivers
			2	0:24	11	Philip Rivers
Nov. 1, 2012	vs. Kansas City	W	1	10:24	14	Philip Rivers
Nov. 11, 2012	at Tampa Bay	L	1	4:19	13	Philip Rivers
Dec. 16, 2012	vs. Carolina	L	4	14:02	9	Philip Rivers
Dec. 23, 2012	at New York Jets	W	3	1:34	34	Philip Rivers
Dec. 30, 2012	vs. Oakland	W	2	2:48	11	Philip Rivers
Sept. 22, 2013	at Tennessee	L	1	9:34	7	Philip Rivers
Sept. 29, 2013	vs. Dallas	W	4	6:54	56	Philip Rivers
Nov. 17, 2013	at Miami	L	1	0:18	5	Philip Rivers
Dec. 29, 2013	vs. Kansas City	W	2	14:56	4	Philip Rivers
Sept. 14, 2014	vs. Seattle	W	2	12:05	8	Philip Rivers
			2	1:04	8	Philip Rivers
			3	3:01	21	Philip Rivers

Date	Opponent	W/L	Quarter	Time	Length	Passer
Oct. 5, 2014	vs. New York Jets	W	1	7:31	8	Philip Rivers
			2	10:15	12	Philip Rivers
Oct. 12, 2014	at Oakland	W	3	2:52	1	Philip Rivers
Oct. 19, 2014	vs. Kansas City	L	2	0:14	27	Philip Rivers
Oct. 23, 2014	at Denver	L	3	2:39	4	Philip Rivers
			4	9:31	10	Philip Rivers
Dec. 14, 2014	vs. Denver	L	4	10:13	5	Philip Rivers
Dec. 20, 2014	at San Francisco	W	3	5:49	1	Philip Rivers
			4	5:15	21	Philip Rivers
Oct. 12, 2015	vs. Pittsburgh	L	1	9:50	12	Philip Rivers
			4	8:02	11	Philip Rivers
Nov. 29, 2015	at Jacksonville	W	2	1:50	9	Philip Rivers
			2	0:45	12	Philip Rivers
Jan. 3, 2015	at Denver	L	3	8:18	13	Philip Rivers
Sept. 18, 2016	vs. Jacksonville	W	2	9:54	2	Philip Rivers
Oct. 9, 2016	at Oakland	L	4	6:21	4	Philip Rivers
Oct. 30, 2016	at Denver	L	1	7:24	7	Philip Rivers
Nov. 6, 2016	vs. Tennessee	W	1	10:02	13	Philip Rivers
Nov. 13, 2016	vs. Miami	L	2	7:37	11	Philip Rivers
Dec. 24, 2016	at Cleveland	L	1	10:49	1	Philip Rivers
Jan. 1, 2017	vs. Kansas City	L	2	14:49	2	Philip Rivers
Sept. 17, 2017	vs. Miami	L	3	8:18	7	Philip Rivers
Dec. 16, 2017	at Kansas City	L	3	9:20	10	Philip Rivers
Dec. 24, 2017	at New York Jets	W	2	8:55	3	Philip Rivers
Sept. 30, 2018	vs. San Francisco	W	1	0:43	5	Philip Rivers
Nov. 18, 2018	vs. Denver	L	3	9:56	6	Philip Rivers

## ANTONIO GATES TDS BY PASSER

Philip Rivers	89
Drew Brees	23
Doug Flutie	2
LaDainian Tomlinson	2

Gates became the **22nd player** in NFL history to haul in 900 passes. His 946 receptions rank No. 18 all-time and No. 3 among tight ends. Gates has posted 10-plus receptions in four games, one of 11 tight ends in NFL history with at least four 10-catch games.

## 10 CATCH GAMES

Date	Wk	Opponent	Result	Rec	Yds	Avg	Lg	TD
10/30/2005	8	KC	W	10	145	14.5	35t	3
12/11/2005	14	Mia	L	13	123	9.5	25	1
9/23/2007	3	@GB	L	11	113	10.3	26	0
9/29/2013	4	Dal	W	10	136	13.6	56t	1

With **11,747 receiving yards** in his career, Gates ranks **29th all-time** and No. 3 among tight ends. Gates has posted 100-plus receiving yards in 21 games throughout his career, one of just seven tight ends in league annals with 20-plus games of at least 100 yards receiving. His 21 games rank tied for fifth with former Cowboys TE Jason Witten and former Eagles TE Pete Retzlaff.

## 100-YARD RECEIVING GAMES

Date	Wk	Opponent	Result	Rec	Yds	Avg	Lg	TD
12/14/2003	15	GB	L	5	117	23.4	48	0
9/12/2004	1	@Hou	W	8	123	15.4	29	0
11/21/2004	11	@Oak	W	8	101	12.6	28	1
10/2/2005	4	@NE	W	6	108	18	38	0
10/30/2005	8	KC	W	10	145	14.5	35t	3
11/6/2005	9	@NYJ	W	8	132	16.5	29	0
12/11/2005	14	Mia	L	13	123	9.5	25	1
12/10/2006	14	Den	W	7	104	14.9	26	2
9/9/2007	1	Chi	W	9	107	11.9	19	1
9/23/2007	3	@GB	L	11	113	10.3	26	0
10/7/2007	5	@Den	W	7	113	16.1	34	1
11/25/2007	12	Bal	W	6	105	17.5	35t	2
10/4/2009	4	@Pit	L	9	124	13.8	30t	2
11/29/2009	12	KC	W	7	118	16.9	22	2
12/6/2009	13	@Cle	W	8	167	20.9	56	0
9/26/2010	3	@Sea	L	7	109	15.6	28	1
10/3/2010	4	Ari	W	7	144	20.6	33t	2
10/31/2010	8	Ten	W	5	123	24.6	48t	1
1/1/2012	17	@Oak	W	5	106	21.2	38t	1
9/15/2013	2	@Phi	W	8	124	15.5	24	0
9/29/2013	4	Dal	W	10	136	13.6	56t	1







## HEAD COACH ANTHONY LYNN

On Jan. 13, 2017, the Los Angeles Chargers named Anthony Lynn the 16th head coach in franchise history and the first African-American head coach in team annals. Lynn joined the Chargers after spending the 2015-16 seasons as the assistant head coach and running backs coach for the Buffalo Bills.

In his first season at the helm in Los Angeles Lynn rallied the team after an 0-4 start to win nine of the final 12 games, including six of the last seven contests. The Chargers finished 9-7 and just missed out on a playoff berth due to a tiebreaker. The nine wins over the 12-game span was the best mark since the team won the last 11 games of the 2009 season. The five-straight home wins were also the best run on home turf since that 2009 season.

Lynn put his imprint on the team in year one. The Bolts turned the ball over just 15 times in 2017 to rank tied for fourth in the NFL after a season in which they were dead last with 35 turnovers. The offensive line led the league in the least amount of sacks allowed with 18. The Chargers haven't led the league in the least amount of sacks allowed since in the AFL in 1968.

A native of Celina, Texas, some 40 miles north of Dallas, Lynn was an All-Southwest Conference running back as a collegian at Texas Tech, where he rushed for 1,911 yards and 17 touchdowns on 481 carries. That helped him earn a ticket to the NFL where he signed with the New York Giants as an undrafted free agent in 1992. After being released by the Giants, Lynn signed with Denver in 1993 and appeared in 13 games for the Broncos. In 1994, he suffered a broken leg and spent the year on injured reserve. Lynn moved on to the Bay Area in 1995, spending two seasons with the San Francisco 49ers (1995-96) before concluding his career in Denver (1997-99) where he won back-to-back Super Bowl championships (XXXII and XXXIII) with the Broncos. Lynn hung up his cleats after the '99 season, having played in 83 career games.

Lynn jumped right into the coaching ranks in 2000, spending three seasons (2000-02) with the Broncos as an offensive assistant and assistant to special teams. In 2003, he landed his first full-time position gig as the running backs coach for the Jacksonville Jaguars (2003-04). That was followed by similar positions with the Dallas Cowboys (2005-06), Cleveland Browns (2007-08), New York Jets (2009-14) and Bills (2015-16). Lynn carried the additional title of assistant head coach in New York in 2014 and with the Bills for his two seasons there.

Lynn spent the last two seasons (2015-16) with the Bills, including the final 14 games of the 2016 season as their offensive coordinator and the final game of the year as their interim head coach. The Bills led the NFL in both of Lynn's seasons in both rushing yards (2,630 in 2016 and 2,432 in 2015) and rushing touchdowns (29 in 2016 and 19, tie in 2015). The Bills also led the League in average yards per carry (5.3 in 2016 and 4.8, tie in 2015) in each of his two seasons in Upstate New

York. More impressively, at his last two coaching stops (New York and Buffalo), his teams combined to rush for 18,218 yards during that span (2009-16), the most combined yards in the NFL over that time period. In Week 16 of the 2016 season, as Offensive Coordinator for the Bills, Lynn led the offense to a franchise-record 589 total yards.

The fact that Lynn is coaching today is a miracle in and of itself. Back in 2005, early in Lynn's first season with the Cowboys, he was hit by a drunk driver while crossing a street. The impact was so violent that it's a miracle he survived. The accident happened as Lynn was leaving a restaurant following dinner with several Cowboys coaches. The impact threw him an estimated 40-50 feet and he landed on top of a parked Volkswagen. The force of the impact totaled the car. Pittsburgh Steelers Offensive Coordinator Todd Haley was with Lynn at the time. He narrowly avoided being hit himself and was the first to render aid to Lynn. The damage tally was extensive – two collapsed lungs, three broken ribs, major facial and shoulder damage that required four surgeries and temporary paralysis – yet despite it all, Lynn walked out of the hospital in less than two weeks.

Lynn was raised in Texas by a single mom, Betty Jackson, a former all-state basketball player who had coaching aspirations herself. Lynn's maternal grandfather, Tommy Lynn, a farmer and former baseball catcher, helped raise Anthony. Mother and grandfather helped instill a tireless work ethic in Lynn at an early age. By 13, he was working 40-60 hour weeks doing construction in the summertime. He worked his way up the construction ladder and had become a foreman by the time he was in high school. One of his responsibilities was driving his crew to job sites for a company that built shopping malls and custom homes. It spurned an interest in interior design and Lynn initially studied interior fashion design in college.

Lynn has since reconnected with his father, Donald Wilson, a Los Angeles native who once tried out for the Dodgers as a left-handed pitcher. Wilson now resides in Corona.

Lynn is married to Stacey Bell Lynn. He has two children, son, D'Anton, and daughter, Danielle. Stacey is a news anchor at WNBC in New York City. D'Anton played football collegiately at Penn State and professionally with the New York Jets and the Canadian Football League's Hamilton Tiger-Cats and currently is the assistant defensive backs coach for the Houston Texans. Danielle studied at the University of Oklahoma and is currently in graduate school at the University of North Texas.

In the spring of 2018, Lynn completed his college degree after leaving school for the NFL 26 years ago. Despite being in his first year as a head coach, Lynn received his degree in interdisciplinary studies from UNLV.

### Anthony Lynn's Coaching Experience

2000-02 – Offensive Asst./Asst. to Spec. Tms., Broncos  
2003-04 – Running Backs, Jacksonville Jaguars  
2005-06 – Running Backs, Dallas Cowboys  
2007-08 – Running Backs, Cleveland Browns

### Anthony Lynn's Coaching Experience

2009-13 – Running Backs, New York Jets  
2014 – Running Backs/Asst. Head Coach, New York Jets  
2015-16 – Running Backs/Asst. Head Coach, Buffalo Bills  
2016 – Offensive Coordinator/Interim Head Coach, Buffalo Bills  
2017-18 – Head Coach, Los Angeles Chargers







### GENERAL MANAGER TOM TELESKO

With a keen eye for acquiring talented players, Tom Telesco serves his sixth season as General Manager of the Chargers in 2018.

Telesco was hired by the Chargers in January 2013. Forty years old at the time of his hiring, he became the youngest general manager in team history. Telesco immediately helped the Chargers return to the playoffs in 2013 with a roster that featured 25 players who joined the team prior to or during the season.

His first draft featured 2013 Pepsi Next NFL Rookie of the Year Keenan Allen. In 2017, Allen went on to break the Chargers' single-season receptions record and posted the second most receiving yards in team history en route to being named the NFL Comeback Player of the Year and earning his first Pro Bowl nod.

Over his five years with the organization, Telesco has drafted three pro bowlers in the first round in Jason Verrett, Melvin Gordon and Joey Bosa.

Telesco also has a proven track record with undrafted free agents. His finds have been highlighted by deep-threat and 1,000-yard receiver Tyrell Williams out of Western Oregon, special teams stalwart Nick Dzubnar from Cal Poly-San Luis Obispo, running back Austin Ekeler out of Western State and Central Michigan safety Jahleel Addae.

On top of his draft choices, Telesco has brought in some of the top free agent talents in the NFL. Casey Hayward has blossomed into one of the top corners in the league, making back-to-back Pro Bowls in 2016-17 while offensive tackle Russell Okung made the Pro Bowl in his first season with the team in 2017. His signings also include defensive tackle Brandon Mebane, wide receiver/punt returner Travis Benjamin and his latest being three-time Pro Bowl center Mike Pouncey in 2018.

A native of Buffalo, N.Y., Telesco prepped at St. Francis High School in Athol Springs, N.Y. Days prior to Super Bowl XLVIII in January 2014, which was co-hosted by New York and New Jersey, Telesco was recognized for his accomplishments on the floor of the New York State Senate by Senator Timothy Kennedy.

After graduating from St. Francis, Telesco played wide receiver at John Carroll University in Ohio. He was a starter on the Blue Streaks' 1994 Ohio Athletic Conference Championship team, and two of his teammates at John Carroll were Chris and Brian Polian, sons of Bill Polian, a 2015 inductee into the Pro Football Hall of Fame.

While attending John Carroll, Telesco spent four summers (1991-94) as a training camp intern with the Buffalo Bills. At that time, the elder Polian was the Bills' general manager. Polian left Buffalo for Carolina in 1994 and after Telesco graduated from John Carroll with a degree in business management in 1995, Polian hired him to work in the Panthers' scouting department. In 1998, Telesco and Polian moved on to Indianapolis, where Telesco would spend his next 15 NFL seasons as a college scout, pro scout, director of pro scouting, director of player personnel and vice president of football operations. He worked in Indianapolis during Peyton Manning's entire career with the Colts and later part of the team that brought Andrew Luck to the Colts with the first pick of the 2012 NFL Draft. Telesco also was involved in Colts drafts that featured four-time Pro Bowl running back Edgerrin James, five-time Pro Bowl wide receiver Reggie Wayne, Dwight Freeney, a seven-time Pro Bowler as a Colt and two-time Pro Bowl selection and Defensive Player of the Year Bob Sanders.

Telesco's tenure in Indianapolis was one of the most successful eras in Colts history. They played in two Super Bowls, including a victory over Chicago in Super Bowl XLI. From 1998-2012, the Colts won 154 regular-season games, eight division titles and they appeared in the playoffs 12 times. Indianapolis set an NFL record with 12 or more wins in seven consecutive seasons and they won an NFL-record 23 straight regular-season games during the 2008-09 seasons. Their 115 regular-season wins from 2000-09 set an NFL record for wins in a decade.

In 2015 and this year in 2018, Telesco was invited to be a speaker at the NFL's Career Development Symposium in Arizona. The program, attended by nearly 70 coaches and front office executives, was designed to engage aspiring head coach and general manager candidates. Telesco was one of only two active general managers invited to address participants at the symposium. He is also the co-chairman of the NFL General Manager Advisory Committee.

Telesco and his wife, Larah, have a daughter, Elena, and two sons, Thomas and Nicholas.

#### Tom Telesco's Experience

1995-96 – Scouting Assistant, Carolina Panthers  
1997 – Area Scout, Carolina Panthers  
1998-00 – Area Scout, Indianapolis Colts  
2001-03 – Pro Scout, Indianapolis Colts

#### Tom Telesco's Experience

2004-05 – Director of Pro Scouting, Indianapolis Colts  
2006-11 – Director of Player Personnel, Indianapolis Colts  
2012 – V.P. of Football Operations, Indianapolis Colts  
2013-18 – General Manager, Los Angeles Chargers



# 2018 NUMERICAL ROSTER

## ACTIVE ROSTER

No.	Name	Pos.	Ht.	Wt.	Age	Exp.	College	Hometown	How Acq.	2018 GP/GS/DNP/INA
3	Geno Smith	QB	6-3	221	28	6	West Virginia	Lakemont, Ga.	UFA (NYG)-'18	3/0/8/0
4	Michael Badgley	K	5-10	183	23	R	Miami	Summit, N.J.	FA-'18	5/0/0/0
5	Donnie Jones	P	6-2	221	38	15	Louisiana State	Baton Rouge, La.	FA-'18	7/0/0/0
11	Jeremy Davis	WR	6-3	211	26	4	Connecticut	Lawrenceville, Ga.	FA-'16	9/0/0/2
12	Travis Benjamin	WR/PR	5-10	175	28	7	Miami	Belle Glade, Fla.	UFA (Cle)-'16	7/1/0/4
13	Keenan Allen	WR	6-2	211	26	6	California	Greensboro, N.C.	D3-'13	11/10/0/0
16	Tyrell Williams	WR	6-4	205	26	4	Western Oregon	Salem, Ore.	FA-'15	11/8/0/0
17	Philip Rivers	QB	6-5	228	36	15	North Carolina State	Decatur, Ala.	T (NYG)-'04	11/11/0/0
20	Desmond King II	CB	5-10	200	23	2	Iowa	Detroit, Mich.	D5-'17	11/5/0/0
23	Rayshawn Jenkins	S	6-2	220	24	2	Miami	St. Petersburg, Fla.	D4-'17	10/0/0/1
24	Trevor Williams	CB	5-11	191	25	3	Penn State	Baltimore, Md.	FA-'16	8/7/0/3
26	Casey Hayward Jr.	CB	5-11	192	29	7	Vanderbilt	Perry, Ga.	UFA (GB)-'16	11/11/0/0
28	Melvin Gordon III	RB	6-1	215	25	4	Wisconsin	Kenosha, Wis.	D1-'15	10/10/0/1
29	Jeff Richards	CB	6-2	210	27	1	Emporia State	Del City, Okla.	FA-'18	3/0/0/1
30	Austin Ekeler	RB	5-10	200	23	2	Western State, Colo.	Eaton, Colo.	FA-'17	11/1/0/0
31	Adrian Phillips	S	5-11	210	26	4	Texas	Garland, Texas	FA-'14	11/3/0/0
32	Justin Jackson	RB	6-0	199	22	R	Northwestern	Carol Stream, Fla.	D7-'18	8/0/0/0
33	Derwin James	S	6-2	215	22	R	Florida State	Haines City, Fla.	D1-'18	11/11/0/0
34	Derek Watt	FB	6-2	234	26	3	Wisconsin	Pewaukee, Wis.	D6-'16	11/3/0/0
36	Brandon Facyson	CB	6-2	197	24	R	Virginia Tech	Newnan, Ga.	FA-'18	10/0/0/1
37	Jahleel Addae	S	5-10	195	28	6	Central Michigan	Valrico, Fla.	FA-'13	10/10/0/0
38	Detrez Newsome	RB	5-10	210	24	R	Western Carolina	Raeford, N.C.	FA-'18	5/0/0/3
42	Uchenna Nwosu	LB	6-2	251	21	R	Southern California	Carson, Calif.	D2-'18	11/2/0/0
43	Michael Davis	CB	6-2	195	23	2	Brigham Young	Glendale, Calif.	FA-'17	11/4/0/0
46	Christopher Landrum	DE	6-2	245	26	3	Jacksonville State, Ala.	Sweet Water, Ala.	FA-'16	7/0/0/4
47	Mike Windt	LS	6-1	237	32	9	Cincinnati	Cincinnati, Ohio	FA-'10	11/0/0/0
48	Nick Dzubnar	LB	6-1	240	27	4	Cal Poly-San Luis Obispo	Mission Viejo, Calif.	FA-'15	11/0/0/0
50	Hayes Pullard	LB	6-0	235	26	4	Southern California	Inglewood, Calif.	W (Jax)-'17	11/0/0/0
51	Kyle Emanuel	LB	6-3	250	27	4	North Dakota State	Schuyler, Neb.	D5-'15	11/6/0/0
53	Mike Pouncey	C	6-5	298	29	8	Florida	Ardmore, Okla.	FA-'18	11/11/0/0
54	Melvin Ingram III	DE	6-2	247	29	7	South Carolina	Rockingham, N.C.	D1-'12	11/11/0/0
57	Jatavis Brown	LB	5-11	221	24	3	Akron	Belle Glade, Fla.	D5-'16	10/5/0/1
58	Tre'Von Johnson	LB	6-0	232	23	1	Weber State	St. Louis, Mo.	FA-'18	2/0/0/0
61	Scott Quessenberry	C/G	6-4	310	23	R	UCLA	La Costa, Calif.	D5-'18	10/0/0/1
64	Cole Toner	C/G	6-5	310	24	2	Harvard	Greenwood, Ind.	FA-'17	1/0/0/10
66	Dan Feeney	G	6-4	310	24	2	Indiana	Orland Park, Ill.	D3-'17	11/11/0/0
68	Trent Scott	T	6-5	320	24	R	Grambling State	Huntsville, Ala.	FA-'18	4/1/1/5
69	Sam Tevi	T	6-5	315	24	2	Utah	Euless, Texas	D6-'17	11/10/0/0
71	Damion Square	NT	6-2	293	29	6	Alabama	Houston, Texas	W (KC)-'14	11/8/0/0
72	Joe Barksdale	T	6-5	326	29	8	Louisiana State	Detroit, Mich.	FA-'15	6/1/0/5
75	Michael Schofield III	G	6-6	301	28	5	Michigan	Orland Park, Ill.	W (Den)-'17	11/11/0/0
76	Russell Okung	T	6-5	310	30	9	Oklahoma State	Fort Bend, Texas	UFA (Den)-'17	10/10/0/1
77	Forrest Lamp	G	6-4	310	24	2	Western Kentucky	Venice, Fla.	D2-'17	1/0/1/9
80	Sean Culkin	TE	6-5	255	25	2	Missouri	Indian Rocks Beach, Fla.	FA-'17	11/8/0/0
81	Mike Williams	WR	6-4	220	24	2	Clemson	Santee, S.C.	D1-'17	11/3/0/0
85	Antonio Gates	TE	6-4	255	38	16	Kent State	Detroit, Mich.	FA-'03	11/0/0/0
88	Virgil Green	TE	6-5	255	30	8	Nevada	Tulare, Calif.	UFA (Den)-'18	11/11/0/0
91	Justin Jones	DL	6-3	309	22	R	North Carolina State	Austell, Ga.	D3-'18	10/0/0/1
92	Brandon Mebane	NT	6-1	311	33	12	California	Los Angeles, Calif.	UFA (Sea)-'16	10/10/0/1
93	Darius Philon	DL	6-1	300	24	4	Arkansas	Mobile, Ala.	D6-'15	11/8/0/0
95	T.Y. McGill	DE	6-0	299	26	4	North Carolina State	Jesup, Ga.	W (Phi)-'18	3/0/0/4
98	Isaac Rochell	DE	6-4	280	23	1	Notre Dame	McDonough, Ga.	D7-'17	11/3/0/0
99	Joey Bosa	DE	6-5	280	23	3	Ohio State	Ft. Lauderdale, Fla.	D1-'16	2/1/0/9

## PRACTICE SQUAD

No.	Name	Pos.	Ht.	Wt.	Age	Exp.	College	Hometown	How Acq.	2018 GP/GS/DNP/INA
7	Cardale Jones	QB	6-5	250	26	3	Ohio State	Cleveland, Ohio	T (Buf)-'17	0/0/0/0
15	Andre Patton	WR	6-2	200	24	1	Rutgers	Wilmington, Del.	FA-'17	0/0/0/0
45	A.J. Hendy	S	6-0	206	25	1	Maryland	Bowie, Md.	FA-'17	0/0/0/0
49	Jonathan Celestin	LB	6-1	232	23	R	Minnesota	Jonesboro, Ga.	FA-'18	0/0/0/0
56	Kyle Wilson	LB	6-0	231	23	R	Arkansas State	Wichita, Kan.	FA-'18	0/0/0/0
74	Spencer Drango	G	6-6	315	26	3	Baylor	Cedar Park, Texas	FA-'18	0/0/0/0
83	Vince Mayle	TE	6-2	247	27	3	Washington State	Sacramento, Calif.	FA-'18	0/0/0/0
84	Dylan Cantrell	WR	6-3	226	24	R	Texas Tech	Whitehouse, Texas	D6-'18	0/0/0/0
90	Anthony Lanier	DE	6-6	285	25	3	Alabama A&M	Savannah, Ga.	FA-'18	0/0/0/0
96	Patrick Afriyie	DE	6-2	240	22	R	Colgate	Sandy Hook, Conn.	FA-'18	0/0/0/0

## RESERVE/INJURED

No.	Name	Pos.	Ht.	Wt.	Age	Exp.	College	Hometown	How Acq.	2018 GP/GS/DNP/INA
10	Artavis Scott	WR	5-11	195	23	1	Clemson	Tarpon Springs, Fla.	FA-'17	0/0/0/0
22	Jason Verrett	CB	5-10	188	27	5	Texas Christian	Fairfield, Calif.	D1-'14	0/0/0/0
27	Jaylen Watkins	DB	5-11	194	27	4	Florida	Fort Myers, Fla.	UFA (Phi)-'18	0/0/0/0
44	Kyzir White	LB	6-2	218	22	R	West Virginia	Macungie, Pa.	D4-'18	3/3/0/4
52	Denzel Perryman	LB	5-11	240	25	4	Miami	Coral Gables, Fla.	D2-'15	9/9/0/0
87	Austin Roberts	TE	6-2	230	22	R	UCLA	Hollywood, Fla.	FA-'18	0/0/0/0
94	Corey Liuget	DT	6-2	300	28	8	Illinois	Miami, Fla.	D1-'11	6/3/0/0

## RESERVE/PHYSICALLY UNABLE TO PERFORM

No.	Name	Pos.	Ht.	Wt.	Age	Exp.	College	Hometown	How Acq.	2018 GP/GS/DNP/INA
86	Hunter Henry	TE	6-5	250	23	3	Arkansas	Little Rock, Ark.	D2-'16	0/0/0/0



# 2018 ALPHABETICAL ROSTER

## ACTIVE ROSTER

No.	Name	Pos.	Ht.	Wt.	Birthdate	Exp.	College	Hometown	How Acq.
37	Addae, Jahleel	S	5-10	195	1/24/90	6	Central Michigan	Valrico, Fla.	FA-'13
13	Allen, Keenan	WR	6-2	211	4/27/92	6	California	Greensboro, N.C.	D3-'13
4	Badgley, Michael	K	5-10	183	7/28/95	R	Miami	Summit, N.J.	FA-'18
72	Barksdale, Joe	T	6-5	326	1/4/89	8	Louisiana State	Detroit, Mich.	FA-'15
12	Benjamin, Travis	WR/PR	5-10	175	12/29/89	7	Miami	Belle Glade, Fla.	UFA (Cle)-'16
99	Bosa, Joey	DE	6-5	280	7/11/95	3	Ohio State	Ft. Lauderdale, Fla.	D1-'16
57	Brown, Jatavis	LB	5-11	221	2/18/94	3	Akron	Belle Glade, Fla.	D5-'16
80	Culkin, Sean	TE	6-5	255	6/11/93	2	Missouri	Indian Rocks Beach, Fla.	FA-'17
11	Davis, Jeremy	WR	6-3	211	1/10/92	4	Connecticut	Lawrenceville, Ga.	FA-'16
43	Davis, Michael	CB	6-2	195	1/6/95	2	Brigham Young	Glendale, Calif.	FA-'17
48	Dzubnar, Nick	ILB	6-1	240	8/15/91	4	Cal Poly-San Luis Obispo	Mission Viejo, Calif.	FA-'15
30	Ekelor, Austin	RB	5-10	200	5/17/95	2	Western State, Colo.	Eaton, Colo.	FA-'17
51	Emanuel, Kyle	LB	6-3	250	8/16/91	4	North Dakota State	Schuyler, Neb.	D5-'15
36	Facyson, Brandon	CB	6-2	197	9/8/94	R	Virginia Tech	Newnan, Ga.	FA-'18
66	Feeney, Dan	G	6-4	310	5/29/94	2	Indiana	Orland Park, Ill.	D3-'17
85	Gates, Antonio	TE	6-4	255	6/18/80	16	Kent State	Detroit, Mich.	FA-'03
28	Gordon III, Melvin	RB	6-1	215	4/13/93	4	Wisconsin	Kenosha, Wis.	D1-'15
88	Green, Virgil	TE	6-5	255	8/3/88	8	Nevada	Tulare, Calif.	UFA (Den)-'18
26	Hayward Jr., Casey	CB	5-11	192	9/9/89	7	Vanderbilt	Perry, Ga.	UFA (GB)-'16
54	Ingram III, Melvin	DE	6-2	247	4/26/89	7	South Carolina	Rockingham, N.C.	D1-'12
32	Jackson, Justin	RB	6-0	199	4/22/96	R	Northwestern	Carol Stream, Fla.	D7-'18
33	James, Derwin	S	6-2	215	8/3/96	R	Florida State	Haines City, Fla.	D1-'18
23	Jenkins, Rayshawn	S	6-2	220	1/25/94	2	Miami	St. Petersburg, Fla.	D4-'17
58	Johnson, Tre'Von	LB	6-0	232	2/10/95	1	Weber State	St. Louis, Mo.	FA-'18
5	Jones, Donnie	P	6-2	221	7/5/80	15	Louisiana State	Baton Rouge, La.	FA-'18
91	Jones, Justin	DL	6-3	309	8/28/96	R	North Carolina State	Austell, Ga.	D3-'18
20	King II, Desmond	CB	5-10	200	12/14/94	2	Iowa	Detroit, Mich.	D5-'17
77	Lamp, Forrest	G	6-4	310	2/20/94	2	Western Kentucky	Venice, Fla.	D2-'17
46	Landrum, Christopher	DE	6-2	245	9/14/92	3	Jacksonville State, Ala.	Sweet Water, Ala.	FA-'16
92	Mebane, Brandon	NT	6-1	311	1/15/85	12	California	Los Angeles, Calif.	UFA (Sea)-'16
95	McGill, T.Y.	DT	6-0	299	11/23/92	4	North Carolina State	Jesup, Ga.	W (Phi)-'18
38	Newsome, Detrez	RB	5-10	210	3/6/94	R	Western Carolina	Raeford, N.C.	FA-'18
42	Nwosu, Uchenna	LB	6-2	251	12/28/96	R	Southern California	Carson, Calif.	D2-'18
76	Okung, Russell	T	6-5	310	10/7/88	9	Oklahoma State	Fort Bend, Texas	UFA (Den)-'17
31	Phillips, Adrian	S	5-11	210	3/28/92	4	Texas	Garland, Texas	FA-'14
93	Philon, Darius	DL	6-1	300	1/22/94	4	Arkansas	Mobile, Ala.	D6-'15
53	Pouncey, Mike	C	6-5	298	7/24/89	8	Florida	Ardmore, Okla.	FA-'18
50	Pullard, Hayes	LB	6-0	235	4/18/92	4	Southern California	Inglewood, Calif.	W (Jax)-'17
61	Quessenberry, Scott	C/G	6-4	310	3/23/95	R	UCLA	La Costa, Calif.	D5-'18
29	Richards, Jeff	CB	6-2	210	1/3/91	1	Emporia State	Del City, Okla.	FA-'18
17	Rivers, Philip	QB	6-5	228	12/8/81	15	North Carolina State	Decatur, Ala.	T (NYG)-'04
98	Rochell, Isaac	DE	6-4	280	4/22/95	1	Notre Dame	McDonough, Ga.	D7-'17
75	Schofield III, Michael	G	6-6	301	11/15/90	5	Michigan	Orland Park, Ill.	W (Den)-'17
68	Scott, Trent	T	6-5	320	1/25/94	R	Grambling State	Huntsville, Ala.	FA-'18
3	Smith, Geno	QB	6-3	221	10/10/90	6	West Virginia	Lakemont, Ga.	UFA (NYG)-'18
71	Square, Damion	NT	6-2	293	2/6/89	6	Alabama	Houston, Texas	W (KC)-'14
69	Tevi, Sam	T	6-5	315	11/15/94	2	Utah	Eules, Texas	D6-'17
64	Toner, Cole	C/G	6-5	310	3/13/94	2	Harvard	Greenwood, Ind.	FA-'17
34	Watt, Derek	FB	6-2	234	11/7/92	3	Wisconsin	Pewaukee, Wis.	D6-'16
81	Williams, Mike	WR	6-4	220	10/4/94	2	Clemson	Santee, S.C.	D1-'17
24	Williams, Trevor	CB	5-11	191	9/15/93	3	Penn State	Baltimore, Md.	FA-'16
16	Williams, Tyrell	WR	6-4	205	2/12/92	4	Western Oregon	Salem, Ore.	FA-'15
47	Windt, Mike	LS	6-1	237	5/29/86	9	Cincinnati	Cincinnati, Ohio	FA-'10

## PRACTICE SQUAD

No.	Name	Pos.	Ht.	Wt.	Birthdate	Exp.	College	Hometown	How Acq.
96	Afriyie, Patrick	DE	6-2	240	7/20/96	R	Colgate	Sandy Hook, Conn.	FA-'18
84	Cantrell, Dylan	WR	6-3	226	6/29/94	R	Texas Tech	Whitehouse, Texas	D6-'18
49	Celestin, Jonathan	LB	6-1	232	11/21/95	R	Minnesota	Jonesboro, Ga.	FA-'18
74	Drango, Spencer	G	6-6	315	10/15/92	3	Baylor	Cedar Park, Texas	FA-'18
45	Hendy, A.J.	S	6-0	206	4/8/93	1	Maryland	Bowie, Md.	FA-'17
7	Jones, Cardale	QB	6-5	250	9/29/92	3	Ohio State	Cleveland, Ohio	T (Buf)-'17
90	Lanier, Anthony	DE	6-6	285	5/8/93	3	Alabama A&M	Savannah, Ga.	FA-'18
83	Mayle, Vince	TE	6-2	247	1/12/91	3	Washington State	Sacramento, Calif.	FA-'18
15	Patton, Andre	WR	6-2	200	5/28/94	1	Rutgers	Wilmington, Del.	FA-'17
56	Wilson, Kyle	LB	6-0	231	11/2/95	R	Arkansas State	Wichita, Kan.	FA-'18

## RESERVE/INJURED

No.	Name	Pos.	Ht.	Wt.	Birthdate	Exp.	College	Hometown	How Acq.
94	Liuget, Corey	DT	6-2	300	3/18/90	8	Illinois	Miami, Fla.	D1-'11
52	Perryman, Denzel	LB	5-11	240	12/5/92	4	Miami	Coral Gables, Fla.	D2-'15
87	Roberts, Austin	TE	6-2	230	12/3/95	R	UCLA	Hollywood, Fla.	FA-'18
10	Scott, Artavis	WR	5-11	195	12/12/94	1	Clemson	Tarpon Springs, Fla.	FA-'17
22	Verrett, Jason	CB	5-10	188	6/18/91	5	Texas Christian	Fairfield, Calif.	D1-'14
27	Watkins, Jaylen	DB	5-11	194	9/27/91	4	Florida	Fort Myers, Fla.	UFA (Phi)-'18
44	White, Kyzir	LB	6-2	218	3/24/96	R	West Virginia	Macungie, Pa.	D4-'18

## RESERVE/PHYSICALLY UNABLE TO PERFORM

No.	Name	Pos.	Ht.	Wt.	Birthdate	Exp.	College	Hometown	How Acq.
86	Henry, Hunter	TE	6-5	250	12/7/94	3	Arkansas	Little Rock, Ark.	D2-'16



# 2018 ROSTER BY POSITIONS

## QUARTERBACKS (2)

No.	Name	Pos.	Ht.	Wt.	Age	Exp.	College	Hometown	High School	HowAcq.
3	Geno Smith	QB	6-3	221	28	6	West Virginia	Lakemont, Ga.	Miramar High	UFA(NYG)-'18
17	Philip Rivers	QB	6-5	228	36	15	North Carolina State	Decatur, Ala.	Athens High	T (NYG)-'04

## RUNNING BACKS (5)

No.	Name	Pos.	Ht.	Wt.	Age	Exp.	College	Hometown	High School	HowAcq.
28	Melvin Gordon III	RB	6-1	215	25	4	Wisconsin	Kenosha, Wis.	Bradford High	D1-'15
30	Austin Ekeler	RB	5-10	200	23	2	Western State, Colo.	Eaton, Colo.	Eaton High	FA-'17
32	Justin Jackson	RB	6-0	199	22	R	Northwestern	Carol Stream, Fla.	Glenbard North High	D7-'18
34	Derek Watt	FB	6-2	234	26	3	Wisconsin	Pewaukee, Wis.	Pewaukee High	D6-'16
38	Detrez Newsome	RB	5-10	210	24	R	Western Carolina	Raeford, N.C.	Hoke County High	FA-'18

## WIDE RECEIVERS (5)

No.	Name	Pos.	Ht.	Wt.	Age	Exp.	College	Hometown	High School	HowAcq.
11	Jeremy Davis	WR	6-3	211	26	4	Connecticut	Lawrenceville, Ga.	Norcross High	FA-'16
12	Travis Benjamin	WR/PR	5-10	175	28	7	Miami	Belle Glade, Fla.	Glades Central High	UFA(Cle)-'16
13	Keenan Allen	WR	6-2	211	26	6	California	Greensboro, N.C.	North Guilford High	D3-'13
16	Tyrell Williams	WR	6-4	205	26	4	Western Oregon	Salem, Ore.	Cascade High	FA-'15
81	Mike Williams	WR	6-4	220	24	2	Clemson	Santee, S.C.	Lake Marion High	D1-'17

## TIGHT ENDS (3)

No.	Name	Pos.	Ht.	Wt.	Age	Exp.	College	Hometown	High School	HowAcq.
80	Sean Culkin	TE	6-5	255	25	2	Missouri	Indian Rocks Beach, Fla.	Christian High	FA-'17
85	Antonio Gates	TE	6-4	255	38	16	Kent State	Detroit, Mich.	Detroit Central High	FA-'03
88	Virgil Green	TE	6-5	255	30	8	Nevada	Tulare, Calif.	Tulare Union High	UFA(Den)-'18

## OFFENSIVE LINEMEN (10)

No.	Name	Pos.	Ht.	Wt.	Age	Exp.	College	Hometown	High School	HowAcq.
53	Mike Pouncey	C	6-5	298	29	8	Florida	Ardmore, Okla.	Lakeland High	FA-'18
61	Scott Quessenberry	C/G	6-4	310	23	R	UCLA	La Costa, Calif.	La Costa Canyon High	D5-'18
64	Cole Toner	C/G	6-5	310	24	2	Harvard	Greenwood, Ind.	Roncalli High	FA-'17
66	Dan Feeney	G	6-4	310	24	2	Indiana	Orland Park, Ill.	Carl Sandburg High	D3-'17
68	Trent Scott	T	6-5	320	24	R	Grambling State	Huntsville, Ala.	Lee High	FA-'18
69	Sam Tevi	T	6-5	315	24	2	Utah	Eules, Texas	Trinity High	D6-'17
72	Joe Barksdale	T	6-5	326	29	8	Louisiana State	Detroit, Mich.	Cass Tech High	FA-'15
75	Michael Schofield III	G	6-6	301	28	5	Michigan	Orland Park, Ill.	Carl Sandburg High	W(Den)-'17
76	Russell Okung	T	6-5	310	30	9	Oklahoma State	Fort Bend, Texas	George Bush High	UFA(Den)-'17
77	Forrest Lamp	G	6-4	310	24	2	Western Kentucky	Venice, Fla.	Venice High	D2-'17

## DEFENSIVE LINEMEN (9)

No.	Name	Pos.	Ht.	Wt.	Age	Exp.	College	Hometown	High School	HowAcq.
46	Christopher Landrum	DE	6-2	245	26	3	Jacksonville State, Ala.	Sweet Water, Ala.	Sweet Water High	FA-'16
54	Melvin Ingram III	DE	6-2	247	29	7	South Carolina	Rockingham, N.C.	Richmond County High	D1-'12
71	Damion Square	NT	6-2	293	29	6	Alabama	Houston, Texas	Yates High	W(KC)-'14
91	Justin Jones	DL	6-3	309	22	R	N.C. State	Austell, Ga.	South Cobb High	D3-'18
92	Brandon Mebane	NT	6-1	311	33	12	California	Los Angeles, Calif.	Crenshaw High	UFA(Sea)-'16
93	Darius Philon	DL	6-1	300	24	4	Arkansas	Mobile, Ala.	Vigor High	D6-'15
95	T.Y. McGill	DT	6-0	299	26	4	North Carolina State	Jesup, Ga.	Wayne County High	W(Phil)-'18
98	Isaac Rochell	DE	6-4	280	23	1	Notre Dame	McDonough, Ga.	Eagle's Landing Christian	D7-'17
99	Joey Bosa	DE	6-5	280	23	3	Ohio State	Ft. Lauderdale, Fla.	St. Thomas Aquinas High	D1-'16

## LINEBACKERS (6)

No.	Name	Pos.	Ht.	Wt.	Age	Exp.	College	Hometown	High School	HowAcq.
42	Uchenna Nwosu	LB	6-2	251	21	R	Southern California	Carson, Calif.	Narbonne High	D2-'18
48	Nick Dzubnar	LB	6-1	240	27	4	Cal Poly-San Luis Obispo	Mission Viejo, Calif.	Mission Viejo High	FA-'15
50	Hayes Pullard	LB	6-0	235	26	4	Southern California	Inglewood, Calif.	Crenshaw High	W(Jax)-'17
51	Kyle Emanuel	LB	6-3	250	27	4	North Dakota State	Schuyler, Neb.	Schuyler Central High	D5-'15
57	Jatavis Brown	LB	5-11	221	24	3	Akron	Belle Glade, Fla.	Glades Central High	D5-'16
58	TreVon Johnson	LB	6-0	232	23	1	Weber State	St. Louis, Mo.	Hunter High	FA-'18

## DEFENSIVE BACKS (10)

No.	Name	Pos.	Ht.	Wt.	Age	Exp.	College	Hometown	High School	HowAcq.
20	Deshaun King II	CB	5-10	200	23	2	Iowa	Detroit, Mich.	East English Village Prep	D5-'17
23	Rayshawn Jenkins	S	6-2	220	24	2	Miami	St. Petersburg, Fla.	Admiral Farragut Academy	D4-'17
24	Trevor Williams	CB	5-11	191	25	3	Penn State	Baltimore, Md.	Calvert Hall College High	FA-'16
26	Casey Hayward Jr.	CB	5-11	192	29	7	Vanderbilt	Perry, Ga.	Perry High	UFA(GB)-'16
29	Jeff Richards	CB	6-2	210	27	1	Emporia State	Del City, Okla.	Del City High	FA-'18
31	Adrian Phillips	S	5-11	210	26	4	Texas	Garland, Texas	Garland High	FA-'14
33	Derwin James	S	6-2	215	22	R	Florida State	Haines City, Fla.	Haines City High	D1-'18
36	Brandon Facyson	CB	6-2	197	24	R	Virginia Tech	Newnan, Ga.	Northgate High	FA-'18
37	Jahleel Addae	S	5-10	195	28	6	Central Michigan	Valrico, Fla.	Riverview High	FA-'13
43	Michael Davis	CB	6-2	195	23	2	Brigham Young	Glendale, Calif.	Glendale High	FA-'17





## 2018 COACHING STAFF

Anthony Lynn – Head Coach  
George Stewart – Special Teams Coordinator/Assistant Head Coach  
Gus Bradley – Defensive Coordinator  
Ken Whisenhunt – Offensive Coordinator  
Phil McGeoghan – Wide Receivers  
Pat Meyer – Offensive Line  
Ron Milus – Defensive Backs  
Alfredo Roberts – Running Backs  
Rip Scherer – Tight Ends  
Giff Smith – Defensive Line  
Richard Smith – Linebackers  
Shane Steichen – Quarterbacks  
Keith Burns – Assistant Special Teams  
Chris Harris – Assistant Defensive Backs  
Eric Henderson – Assistant Defensive Line  
Addison Lynch – Quality Control-Defense  
Mark Ridgley – Assistant Offensive Line  
Dan Shamash – Quality Control-Offense  
Marquice Williams – Defensive Assistant  
John Lott – Head Strength and Conditioning  
Jonathan Brooks – Strength and Conditioning

## PRONUNCIATION GUIDE

### **Pronunciation Guide**

Jahleel (jah-LEEL) Addae (uh-DIE)  
Jatavis (juh-TAY-vis) Brown  
Nick Dzubnar (duh-ZOOB-nar)  
Austin Ekeler (ECK-uh-ler)  
Brandon Facyson (FAY-sen)  
Corey Liuget (LEE-jit)  
Tre'Von Johnson (TRAY-von)  
Brandon Mebane (me-BANE)  
Detrez (DEE-trez) Newsome  
Uchenna (oo-CHEN-uh) Nwosu (noo-WOE-sue)  
Russell Okung (oh-KOONG)  
Darius Philon (PHI-lawn)  
Hayes Pullard (Pull-LARD)  
Scott Quessenberry (QWES-sin-bear-ee)  
Isaac Rochell (ROW-shell)  
Michael Schofield (SKO-field)  
Sam Tevi (teh-VEE)  
Tyrell (TIE-rell) Williams



# 2018 TRANSACTIONS

11/21	Placed Corey Liuget (LB) on Reserve-Injured list. Claimed T.Y. McGill (NT) off waivers.				Waived Erick Wren (OL). Waived Terrell Watson (RB). Waived Shane Tripucka (P). Waived Nelson Spruce (WR). Waived Nic Shimonek (QB). Waived Trent Scott (OL). Waived Whitney Richardson (DL). Waived Steve Richardson (DL). Waived Jeff Richards (CB). Waived Spencer Pulley (OL). Waived Andre Patton (WR). Waived Anthony Manzo-Lewis (FB). Waived Justice Liggins (WR). Waived Ben Johnson (TE). Waived Bijhon Jackson (DL). Waived D'Juan Hines (LB). Waived A.J. Hendy (S). Waived Marcus Hardison (DL). Waived Micah Hannemann (S). Waived Je'Ron Hamm (TE). Waived Zack Golditch (OL). Waived Marcus Edmond (CB). Waived Chris Durant (OL). Waived Kyle Coleman (LB). Waived B.J. Clay (CB). Waived Dylan Cantrell (WR). Waived Tony Brown (CB). Waived Braedon Bowman (TE). Waived Roberto Aguayo (K). Waived Patrick Afriyie (DL).
11/13	Placed Denzel Perryman (LB) on Reserve-Injured list. Added Tre'Von Johnson (LB) to active roster.				
11/5	Added Michael Badgley (K) to active roster. Released Caleb Sturgis (K).				
11/3	Placed Kyzir White (LB) on Reserve-Injured list. Added Jeff Richards (DB) to active roster.				
10/30	Signed Hayes Pullard (LB). Waived Michael Badgley (K).				
10/20	Added Detrez Newsome (RB) to active roster. Waived Emmanuel Ellerbee (LB).				
10/11	Signed Michael Badgley (K). Waived JJ Jones (WR).				
10/06	Corey Liuget (DT) activated from exempt status. Waived T.Y. McGill (DT).				
10/02	Signed Donnie Jones (P). Waived Drew Kaser (P). Signed Jamar McGloster (T) to practice squad. Waived Steven Richardson (DL).				
10/1	Corey Liuget (DT) roster exemption/Commissioner permission.				
09/24	Added Justin Jackson (RB) to active roster. Waived Detrez Newsome (RB).			08/22	Waived/Injured (LB) James Onwualu. Signed (RB) Terrell Watson.
09/18	Signed Spencer Drango (OG) to practice squad.			08/19	Claimed Micah Hannemann (S) off waivers (CLE). Placed Jaylen Watkins (DB) on Reserve/Injured.
09/15	Added Trent Scott (T) to active roster. Placed Craig Mager (CB) on Reserve/Injured.			08/14	Signed Kyle Coleman (LB). Waived Albert Havili (DL).
09/04	Signed Justin Jackson (RB) to practice squad.			08/13	Forrest Lamp (G) activated off PUP. Brett Boyko (G) activated off NFI. Claimed Je'Ron Hamm (TE) off waivers (SEA). Waived Marcus Peterson (WR).
09/03	Signed Antonio Gates (TE). Waived Justin Jackson (RB). Signed Thomas Duarte (TE) to practice squad. Signed Cardale Jones (QB) to practice squad.			08/02	Signed Channing Stribling (CB). Signed Marcus Peterson (WR). Placed Austin Roberts (TE) on Reserve/Injured. Placed Jason Verrett (TE) on Reserve/Injured. Derwin James (S) activated off NFI.
09/02	Signed Trent Scott (T) to practice squad. Signed Andre Patton (WR) to practice squad. Signed D'Juan Hines (LB) to practice squad. Signed Steven Richardson (DL) to practice squad. Signed A.J. Hendy (S) to practice squad. Signed Dylan Cantrell (WR) to practice squad. Signed Patrick Afriyie (DE) to practice squad. Waived Hayes Pullard (LB). Waived Cardale Jones (QB). Claimed T.Y. McGill (NT) off waivers. Claimed Emmanuel Ellerbee (LB) off waivers.			07/29	Signed Erick Wren (G).
09/01	Waived Channing Stribling (CB). Placed Hunter Henry (TE) on Reserve-Physically Unable to Perform list. Placed Artavis Scott (WR) on Reserve-Injured list. Waived-Injured Cole Hunt (TE). Waived-Injured Russell Hansbrough (RB). Waived-Injured Brett Boyko (OL).			07/27	Placed Derwin James (S) on Active/NFI. Placed Brett Boyko (G) on Active/NFI. Placed Jason Verrett (CB) on Active/PUP. Placed Forrest Lamp (G) on Active/PUP. Placed Hunter Henry (TE) on Active/PUP.
				07/25	Waived Donavon Clark (G).
				06/01	Signed Derwin James (S) to four-year contract.
				05/30	Waived Anthony Kukwa (LS). Signed Austin Roberts (TE).



## 2018 TRANSACTIONS

05/14	Signed Nelson Spruce (WR). Signed Patrick Afriyie (DE). Signed Justice Liggins (WR).	01/10	Signed Roberto Aguayo (K) to a reserve/future contract.
05/12	Signed Justin Jones (DT) to four-year contract.	01/04	Signed Anthony Kukwa (LS) to a reserve/future contract.
05/11	Signed Shane Tripucka (P). Signed Nic Shimonek (QB). Signed Trenton Scott (G). Signed Steven Richardson (DT). Signed Detrez Newsome (RB). Signed Anthony Manzo-Lewis (RB). Signed J.J. Jones (WR). Signed Ben Johnson (TE). Signed Bijhon Jackson (NT). Signed Cole Hunt (TE). Signed D'Juan Hines (LB). Signed Albert Havili (DE). Signed Zack Golditch (G). Signed Brandon Facyson (DB). Signed Marcus Edmond (DB). Signed Chris Durant (T). Signed Zachary Crabtree (T). Signed B.J. Clay (DB). Signed Tony Brown (DB). Signed Justin Jackson (RB) to four-year contract. Signed Dylan Cantrell (WR) to four-year contract. Signed Scott Quessenberry (G/C) to four-year contract. Signed Kyzir White (LB) to four-year contract. Signed Uchenna Nwosu (LB) to four-year contract.	01/02	Signed Artavis Scott (WR) to a reserve/future contract. Signed Jeff Richards (CB) to a reserve/future contract. Signed Andre Patton (WR) to a reserve/future contract.
04/28	Selected Justin Jackson (RB) in the seventh round of the NFL Draft. Selected Dylan Cantrell (WR) in the sixth round of the NFL Draft. Selected Scott Quessenberry (G) in the fifth round of the NFL Draft. Selected Kyzir White (LB) in the fourth round of the NFL Draft.	01/01	Signed Cole Toner (C) to a reserve/future contract. Signed Whitney Richardson (DE) to a reserve/future contract. Signed James Onwualu (OLB) to a reserve/future contract. Signed A.J. Hendy (S) to a reserve/future contract. Signed Brett Boyko (G) to a reserve/future contract. Signed Braedon Bowman (TE) to a reserve/future contract.
04/27	Selected Justin Jones (DT) in the third round of the NFL Draft. Selected Uchenna Nwosu (LB) in the second round of the NFL Draft.		
04/26	Selected Derwin James (S) in the first round of the NFL Draft.		
04/24	Waived Charmeachealle Moore (LB).		
04/23	Tyrell Williams (WR) signed RFA tender.		
04/13	Waived Nick Rose (K). Waived Kenneth Farrow (RB).		
04/03	Signed Geno Smith (QB) to one-year contract. Signed Jaylen Watkins (DB) to one-year contract.		
03/19	Signed Mike Pouncey (C) to two-year contract.		
03/16	Signed Caleb Sturgis (K) to two-year contract.		
03/15	Signed Virgil Green (TE) to three-year contract.		
03/14	Extended tender to Chris McCain (DE). Extended tender to Tyrell Williams (WR).		
03/12	Re-signed Jeremy Davis (WR) to one-year contract. Re-signed Nick Dzubnar (LB) to two-year contract.		



# DEPTH CHART

UNOFFICIAL (COMPILED BY PR DEPT.)

## OFFENSE

WR	13	KEENAN ALLEN	81	Mike Williams	11	Jeremy Davis
LT	76	RUSSELL OKUNG	69	Sam Tevi	68	<u>Trent Scott</u>
LG	66	DAN FEENEY	61	<u>Scott Quessenberry</u>		
C	53	MIKE POUNCEY	61	<u>Scott Quessenberry</u>	64	Cole Toner
RG	75	MICHAEL SCHOFIELD III	77	Forrest Lamp		
RT	69	SAM TEVI	72	Joe Barksdale	68	<u>Trent Scott</u>
TE	88	VIRGIL GREEN	85	Antonio Gates	80	Sean Culkin
WR	16	TYRELL WILLIAMS	12	Travis Benjamin		
QB	17	PHILIP RIVERS	3	Geno Smith		
FB	34	DEREK WATT				
RB	28	MELVIN GORDON III	30	Austin Ekeler	32	<u>Justin Jackson</u>
					38	<u>Detrez Newsome</u>

## DEFENSE

DE	99	JOEY BOSA	71	Damion Square	98	Isaac Rochell
DT	93	DARIUS PHILON	91	<u>Justin Jones</u>	95	T.Y. McGill
NT	92	BRANDON MEBANE	71	Damion Square		
DE	54	MELVIN INGRAM III	46	Chris Landrum		
OLB	57	JATAVIS BROWN	58	Tre'Von Johnson		
ILB	51	KYLE EMANUEL	50	Hayes Pullard	48	Nick Dzubnar
OLB	42	<u>UCHENNA NWOSU</u>	58	Tre'Von Johnson		
LCB	43	MICHAEL DAVIS	24	Trevor Williams	36	<u>Brandon Facyson</u>
S	37	JAHLEEL ADDAE	31	Adrian Phillips		
S	33	<u>DERWIN JAMES</u>	23	Rayshawn Jenkins		
RCB	26	CASEY HAYWARD JR.	20	Desmond King II	29	Jeff Richards

## SPECIAL TEAMS

P	5	DONNIE JONES				
K	4	<u>MICHAEL BADGLEY</u>				
H	5	DONNIE JONES				
LS	47	MIKE WINDT				
KR	20	DESMOND KING II	30	Austin Ekeler		
PR	20	DESMOND KING II	12	Travis Benjamin		

Rookies underlined





## RUSHING

### 200 Yards Rushing, Individual

CHARGERS – LaDainian Tomlinson, Dec. 28, 2003, vs. Oakland (243 yards)  
 OPPONENT – Adrian Peterson, Nov. 4, 2007, at Minnesota (296 yards)

### 100 Yards Rushing, Individual

CHARGERS – Melvin Gordon, Nov. 4, 2018, at Seattle (113 yards)  
 OPPONENT – Todd Gurley, Sept. 23, 2018, at Rams (105 yards)

### 100 Yards Rushing, One Half, Individual

CHARGERS – Melvin Gordon, Oct. 29, 2017, at New England (113 yards in first half)  
 OPPONENT – Kareem Hunt, Sept. 24, 2017, vs. K.C. (121 yards in second half)

### Two 100-Yard Rushers

CHARGERS – Darren Sproles (122 yards) and LaDainian Tomlinson (116 yards), Dec. 16, 2007, vs. Detroit  
 OPPONENT – Frank Gore (158 yards) and Colin Kaepernick (151 yards), Dec. 20, 2014, at San Francisco

### Four Touchdowns Rushing, Individual

CHARGERS – LaDainian Tomlinson, Oct. 14, 2007, vs. Oakland (3, 27, 13, 41 yards)  
 OPPONENT – Never

### Three Touchdowns Rushing, Individual

CHARGERS – Melvin Gordon, Oct. 15, 2018, at Cleveland (4, 10, 11 yards)  
 OPPONENT – Darrel Young, Nov. 3, 2013, at Washington (1, 1, 4 yards)

### Two Touchdowns Rushing, Individual

CHARGERS – Melvin Gordon, Nov. 25, 2018, vs. Arizona (28, 5 yards)  
 OPPONENT – Phillip Lindsay, Nov. 18, 2018, vs. Denver (41, 2 yards)

## PASSING

### 500 Yards Passing, Individual

CHARGERS – Philip Rivers, Oct. 18, 2015, at Green Bay (503 yards)  
 OPPONENT – Never

### 400 Yards Passing, Individual

CHARGERS – Philip Rivers, Nov. 18, 2018, vs. Denver (401 yards)  
 OPPONENT – Michael Vick, Sept. 15, 2013, at Philadelphia (428 yards)

### 300 Yards Passing, Individual

CHARGERS – Philip Rivers, Oct. 21, 2018, vs. Tennessee (306 yards)  
 OPPONENT – Jared Goff, Sept. 23, 2018, at Rams (354 yards)

### Six Touchdown Passes, Individual

CHARGERS – Dan Fouts, Nov. 22, 1981, at Oakland (12, 15, 29, 4, 5, 6 yards)  
 OPPONENT – Never

### Five Touchdown Passes, Individual

CHARGERS – Drew Brees, Oct. 31, 2004, vs. Oakland (17, 13, 23, 5, 1 yards)  
 OPPONENT – Gus Frerotte, Nov. 19, 2000, at Denver (1, 5, 26, 10, 5 yards)

### Four Touchdown Passes, Individual

CHARGERS – Philip Rivers, Oct. 9, 2016, at Oakland (29, 18, 1, 4 yards)  
 OPPONENT – Patrick Mahomes, Sept. 9, 2018, vs. Kansas City (58, 1, 36, 1 yards)

### Three Touchdown Passes, Individual

CHARGERS – Philip Rivers, Nov. 25, 2018, vs. Arizona (9, 2, 4 yards)  
 OPPONENT – Jared Goff, Sept. 23, 2018, at Rams (3, 53, 6 yards)

### Six Interceptions Thrown, Individual

CHARGERS – Ed Luther, Oct. 31, 1983, vs. Washington  
 OPPONENT – Peyton Manning, Nov. 11, 2007, vs. Indianapolis

### Five Interceptions Thrown, Individual

CHARGERS – Craig Whelihan, Dec. 13, 1998, at Seattle  
 OPPONENT – Nathan Peterman, Nov. 19, 2017, vs. Buffalo

### Four Interceptions Thrown, Individual

CHARGERS – Philip Rivers, Nov. 13, 2016, vs. Miami  
 OPPONENT – Nathan Peterman, Nov. 19, 2017, vs. Buffalo

## RECEIVING

### 10 or More Receptions, Individual

CHARGERS – Austin Ekeler, Nov. 25, 2018, vs. Arizona (10 receptions)  
 OPPONENT – Robert Woods, Sept. 23, 2018, at Rams (10 receptions)

### 200 Yards Receiving, Individual

CHARGERS – Malcom Floyd, Oct. 10, 2010, at Oakland (213 yards)  
 OPPONENT – Chad Johnson, Nov. 12, 2006, at Cincinnati (260 yards)

### 100 Yards Receiving, Individual

CHARGERS – Keenan Allen, Nov. 4, 2018, at Seattle (124 yards)  
 OPPONENT – Tajae Sharpe Oct. 21, 2018, vs. Tennessee (101 yards)

### 100 Yards Receiving, One Half, Individual

CHARGERS – Tyrell Williams, Oct. 21, 2018, vs. Tennessee (101 yards in 1st half)  
 OPPONENT – Tyreek Hill, Sept. 9, 2018, vs. Kansas City (113 yards in 1st half)

### Two 100-Yard Receivers

CHARGERS – Keenan Allen, Sept. 9, 2018, vs. Kansas City (108 yards) and Melvin Gordon (102 yards)  
 OPPONENT – Emmanuel Sanders (120 yards) and Demaryius Thomas (105 yards), Oct. 23, 2014, at Denver

### Five Touchdown Receptions, Individual

CHARGERS – Kellen Winslow, Nov. 22, 1981, at Oakland (15, 29, 4, 5, 3 yards)  
 OPPONENT – Never

### Four Touchdown Receptions, Individual

CHARGERS – Kellen Winslow, Nov. 22, 1981, at Oakland (15, 29, 4, 5, 3 yards)  
 OPPONENT – Daryl Turner, Sept. 15, 1985, vs. Seattle (34, 15, 30, 7 yards)

### Three Touchdown Receptions, Individual

CHARGERS – Danny Woodhead, Dec. 20, 2015, vs. Miami (20, 9, 9 yards)  
 OPPONENT – Emmanuel Sanders, Oct. 23, 2014, at Denver (2, 31, 3 yards)

### Two Touchdown Receptions, Individual

CHARGERS – Mike Williams, Nov. 25, 2018, vs. Arizona (9, 2 yards)  
 OPPONENT – Robert Woods, Sept. 23, 2018, at Rams (3, 6 yards)

## COMBINATION

### 100 Yards Rushing and Receiving, Individual

CHARGERS – Lionel James, Sept. 22, 1985, at Cincinnati (127 yards rushing, 118 yards receiving)  
 OPPONENT – Essex Johnson, Sept. 30, 1973, vs. Cincinnati (121 yards rushing, 116 yards receiving)

### 300-Yard Passer, 100-Yard Rusher and 100-Yard Receiver

CHARGERS – Philip Rivers (313 yards passing), Brandon Oliver (101 yards rushing) and Malcom Floyd (103 yards receiving), Oct. 12, 2014, at Oakland  
 OPPONENT – Jared Goff (354 yards passing), Todd Gurley (105 yards rushing) and Robert Woods (104 yards receiving), Sept. 23, 2018, at Rams

## INTERCEPTIONS

### Four Interceptions, Individual

CHARGERS – Never  
 OPPONENT – Kwamie Lassiter, Dec., 17, 1998, at Arizona

### Three Interceptions, Individual

CHARGERS – Antonio Cromartie, Nov. 11, 2007, vs. Indianapolis  
 OPPONENT – Kwamie Lassiter, Dec., 17, 1998, at Arizona

### Two Interceptions, Individual

CHARGERS – Desmond King, Oct. 15, 2018, at Cleveland  
 OPPONENT – Marcus Peters, Dec. 16, 2017, at Kansas City

### Interception Returned for Touchdown

CHARGERS – Desmond King, Nov. 4, 2018, at Seattle (42 yards; Russell Wilson, passer)  
 OPPONENT – Antone Exum, Sept. 30, 2018, vs. San Francisco (32 yards; Philip Rivers, passer)

## SACKS

### Five Sacks, Individual

CHARGERS – Leslie O'Neal, Nov. 16, 1986, vs. Dallas  
 OPPONENT – Never

### Four-and-One-Half Sacks, Individual

CHARGERS – Leslie O'Neal, Nov. 16, 1986, vs. Dallas  
 OPPONENT – Hugh Douglas, Oct. 18, 1998, vs. Philadelphia

### Four Sacks, Individual

CHARGERS – Antwan Barnes, Dec. 18, 2011, vs. Baltimore  
 OPPONENT – Justin Houston, Dec. 28, 2014, at Kansas City

### Three-and-One-Half Sacks, Individual

CHARGERS – Kendall Reyes, Dec. 23, 2012, at New York Jets  
 OPPONENT – Justin Houston, Dec. 28, 2014, at Kansas City



### Three Sacks, Individual

CHARGERS – Melvin Ingram, Sept. 24, 2017, vs. Kansas City  
OPPONENT – Dee Ford, Dec. 13, 2015, at Kansas City

### Two-and-One-Half Sacks, Individual

CHARGERS – Melvin Ingram, Sept. 24, 2017, vs. Kansas City  
OPPONENT – Robert Nkemdiche, Nov. 25, 2018, vs. Arizona

### Two Sacks, Individual

CHARGERS – Joey Bosa, Nov. 25, 2018, vs. Arizona  
OPPONENT – Robert Nkemdiche, Nov. 25, 2018, vs. Arizona

## TOUCHDOWNS

### Five Touchdowns, Individual

CHARGERS – Kellen Winslow, Nov. 22, 1981, at Oakland  
(15-, 29-, 4-, 5-3-yard receptions)  
OPPONENT – Never

### Four Touchdowns, Individual

CHARGERS – Danny Woodhead, Dec. 20, 2015, vs. Miami  
(2-yard run; 20-, 9-, 9-yard receptions)  
OPPONENT – Harvey Williams, Nov. 16, 1997, vs. Oakland  
(1-, 1-yard runs; 8-, 32-yard receptions)

### Three Touchdowns, Individual

CHARGERS – Melvin Gordon, Oct. 14, 2018, at Cleveland  
(4, 10, 11-yard runs)  
OPPONENT – Tyreek Hill, Sept. 9, 2018, vs. Kansas City  
(91-yard punt return; 58-, 1yard receptions)

## FIELD GOALS/PATS

### Six Field Goals Made, Individual

CHARGERS – Greg Davis, Oct. 5, 1997, at Oakland (30, 22, 38, 43, 33, 33 yards)  
OPPONENT – Phil Dawson, Nov. 5, 2006, vs. Cleveland (37, 20, 42, 30, 36, 35 yards)

### Five Field Goals Made, Individual

CHARGERS – Nate Kaeding, Sept. 10, 2012, at Oakland (23, 28, 19, 41, 45 yards)  
OPPONENT – Justin Tucker, Nov. 1, 2015, at Baltimore (48, 29, 48, 45, 39 yards)

### Four Field Goals Made, Individual

CHARGERS – Travis Coons, Dec. 3, 2017, vs. Cleveland (21, 40, 22, 27 yards)  
OPPONENT – Sebastian Janikowski, Dec. 18, 2016, vs. Oakland (45, 33, 21, 44 yards)

### 50-Yard Field Goal, Individual

CHARGERS – Nick Novak, Nov. 12, 2017, at Jacksonville (50 yards)  
OPPONENT – Harrison Butker, Dec. 16, 2017, at Kansas City (51 yards)

### Blocked Field-Goal Attempt

CHARGERS – Darrell Stuckey, Nov. 23, 2014, vs. St. Louis  
(46-yard Greg Zuerlein attempt)  
OPPONENT – Justin Ellis, Dec. 31, 2017, vs. Oakland  
(50-yard Nick Rose attempt)

### Two-Point Conversion

CHARGERS – Antonio Gates, Sept. 9, 2018, vs. Kansas City (Philip Rivers, passer)  
OPPONENT – Mike Evans, Dec. 4, 2016, vs. Tampa Bay (Jameis Winston, passer)

### Point After Touchdown Missed

CHARGERS – Michael Badgley, Nov. 18, 2018, vs. Denver (2nd attempt, wide left)  
OPPONENT – Giorgio Tavecchio, Oct. 15, 2017, at Oak (second attempt, wide left)

### Blocked Point After Touchdown

CHARGERS – Corey Luiget, Nov. 12, 2017, at Jacksonville (Josh Lambo, first attempt)  
OPPONENT – Denico Autry, Dec. 31, 2017, vs. Oakland (Nick Rose, third attempt)

## PUNTING

### 80-Yard Punt

CHARGERS – Never  
OPPONENT – Dustin Colquitt, Dec. 2, 2007, at Kansas City (81 yards)

### 70-Yard Punt

CHARGERS – Mike Scifres, Sept. 21, 2014, at Buffalo (72 yards)  
OPPONENT – Kevin Huber, Dec. 1, 2013, vs. Cincinnati (75 yards)

### 60-Yard Punt

CHARGERS – Drew Kaser, Sept. 16, 2018, at Buffalo (66 yards)  
OPPONENT – Andy Lee, Nov. 25, 2018, vs. Arizona (60 yards)

### Blocked Punt

CHARGERS – Jerry Attaochu, Sept. 8, 2014, at Arizona (Drew Butler, punter)  
OPPONENT – Cory Littleton, Sept. 23, 2018, at Rams (Drew Kaser, punter)

### 10 or More Punts, Individual

CHARGERS – Drew Kaser, Nov. 12, 2017, at Jacksonville (10 punts for 485 yds)  
OPPONENT – Chad Stanley, Sept. 15, 2002, vs. Houston (10 punts for 406 yds)

### No Punts

CHARGERS – Nov. 23, 2017, at Dallas  
OPPONENT – Nov. 7, 1976, vs. Baltimore Colts

## OTHER SPECIAL TEAMS

### Kickoff Returned for Touchdown

CHARGERS – Michael Spurlock, Dec. 30, 2012, vs. Oakland (99 yards)  
OPPONENT – Percy Harvin, Sept. 11, 2011, vs. Minnesota (103 yards)

### Punt Returned for Touchdown

CHARGERS – Travis Benjamin, Oct. 22, 2017, vs. Denver Broncos (65 yards)  
OPPONENT – Tyreek Hill, Sept. 9, 2018, vs. Kansas City (91 yards)

### Blocked Punt Returned for Touchdown

CHARGERS – Jacob Hester, Oct. 25, 2009, at Kansas City (Recovered in end zone after Hester blocked Dustin Colquitt punt)  
OPPONENT – Blake Countess, Sept. 23, 2018, at Rams (Recovered in end zone after C. Littleton blocked Drew Kaser punt)

### Recovered Own Inside Kick Attempt

CHARGERS – Darrell Stuckey, Nov. 18, 2012, at Denver (Nick Novak, kicker)  
OPPONENT – Jonathan Grimes, Nov. 27, 2016, at Houston (Nick Novak, kicker)

## OTHER DEFENSE

### Shutout Posted

CHARGERS – Oct. 22, 2017, vs. Denver Broncos (21-0 Chargers win)  
OPPONENT – Nov. 2, 2014, at Miami (37-0 Miami win)

### Fumble Returned for Touchdown

CHARGERS – Melvin Ingram, Nov. 19, 2017, vs. Buffalo (39 yards)  
OPPONENT – Adrian Clayborn, Oct. 23, 2016, at Atlanta (5 yards)

### Safety Scored

CHARGERS – Oct. 13, 2016, vs. Denver (Penalty on Russell Okung in end zone)  
OPPONENT – Oct. 29, 2017, at New England (Travis Benjamin tackled in endzone on punt return)

## MISCELLANEOUS

### No Penalties

CHARGERS – Oct. 9, 2011, at Denver  
OPPONENT – Dec. 4, 2005, vs. Oakland

### Game Without Touchdown

CHARGERS – Dec. 13, 2015, at Kansas City  
OPPONENT – Oct. 22, 2017, vs. Denver

### 50 Points, Game

CHARGERS – 54, Nov. 19, 2017, vs. Buffalo  
OPPONENT – 57, Oct. 1, 2000, at St. Louis

### 40 Points, Game

CHARGERS – 45, Nov. 25, 2018, vs. Arizona  
OPPONENT – 45, Nov. 6, 2011, vs. Green Bay

### 600 Yards Total Offense, Game

CHARGERS – 661, Dec. 20, 1982, vs. Cincinnati  
OPPONENT – 614, Oct. 1, 2000 at St. Louis

### 500 Yards Total Offense, Game

CHARGERS – 541, Sept. 9, 2018, vs. Kansas City  
OPPONENT – 521, Sep. 23, 2018, at Rams

*Regular season games only*



# 2018 STATISTICS

## Los Angeles Chargers / Week 12 / Through Sunday, November 25, 2018 / Regular Season

Won 8, Lost 3

9/9/2018	L	28- 38	Kansas City Chiefs
9/16/2018	W	31- 20	at Buffalo Bills
9/23/2018	L	23- 35	at Los Angeles Rams
9/30/2018	W	29- 27	San Francisco 49ers
10/7/2018	W	26- 10	Oakland Raiders
10/14/2018	W	38- 14	at Cleveland Browns
10/21/2018	W	20- 19	Tennessee Titans
11/4/2018	W	25- 17	at Seattle Seahawks
11/11/2018	W	20- 6	at Oakland Raiders
11/18/2018	L	22- 23	Denver Broncos
11/25/2018	W	45- 10	Arizona Cardinals

	Los Angeles Chargers	Opponent
<b>Total First Downs</b>	<b>238</b>	<b>213</b>
Rushing	75	68
Passing	148	123
Penalty	15	22
3rd Down: Made/Att	45/119	57/141
3rd Down Pct.	37.8%	40.4%
4th Down: Made/Att	5/6	8/14
4th Down Pct.	83.3%	57.1%
<b>Possession Avg.</b>	<b>31:10</b>	<b>28:50</b>
<b>Total Net Yards</b>	<b>4422</b>	<b>3683</b>
Avg. Per Game	402.0	334.8
Total Plays	650	669
Avg. Per Play	6.8	5.5
<b>Net Yards Rushing</b>	<b>1417</b>	<b>1183</b>
Avg. Per Game	128.8	107.5
Total Rushes	282	269
<b>Net Yards Passing</b>	<b>3005</b>	<b>2500</b>
Avg. Per Game	273.2	227.3
Sacked/Yards Lost	20/122	28/196
Gross Yards	3127	2696
Attempts/Completions	348/240	372/237
Completion Pct.	69.0%	63.7%
Had Intercepted	6	11
<b>Punts/Average</b>	<b>40/42.9</b>	<b>47/48.0</b>
<b>Net Punting Avg.</b>	<b>37.3</b>	<b>41.3</b>
<b>Penalties/Yards</b>	<b>81/679</b>	<b>65/530</b>
<b>Fumbles/Ball Lost</b>	<b>10/4</b>	<b>9/3</b>
<b>Touchdowns</b>	<b>37</b>	<b>25</b>
Rushing	10	6
Passing	26	16
Returns	1	3

Score By Periods			Q1	Q2	Q3	Q4	OT	Pts
Team			64	124	67	52	0	307
Opponents			65	41	56	57	0	219
Scoring	TD	Ru	Pa	Rt	PAT	FG	2Pt	Pts
M.Gordon	13	9	4	0	0/0	0/0	2	82
M.Badgley	0	0	0	0	16/17	9/9	0	43
M.Williams	7	0	7	0	0/0	0/0	0	42
C.Sturgis	0	0	0	0	9/15	9/13	0	36
T.Williams	5	0	5	0	0/0	0/0	0	30
K.Allen	4	0	4	0	0/0	0/0	0	24
A.Ekeler	4	1	3	0	0/0	0/0	0	24
A.Gates	2	0	2	0	0/0	0/0	1	14
V.Green	1	0	1	0	0/0	0/0	0	6
D.King	1	0	0	1	0/0	0/0	0	6
Team	37	10	26	1	25/32	18/22	3	307
Opponents	25	6	16	3	22/22	15/20	1	219

2-Pt. Conversions: Team 3/ 5, Opponents: 1/ 3

Sacks: M.Ingram 5.5, I.Rochell 4.5, D.James 3.5, D.Square 3.0, D.Philon 2.5, J.Bosa 2.0, C.Liuget 1.5, U.Nwosu 1.5, J.Addae 1.0, J.Brown 1.0, B.Mebane 1.0, R.Jenkins 0.5, J.Jones 0.5 **Team: 28.0, Opponents: 20.0**

Rushing	No.	Yds	Avg	Long	TD
M.Gordon	153	802	5.2	34t	9
A.Ekeler	70	409	5.8	32	1
K.Allen	8	75	9.4	28	0
J.Jackson	12	64	5.3	20	0
M.Williams	4	16	4.0	10	0
D.Newsome	5	15	3.0	6	0
T.Benjamin	3	15	5.0	19	0
T.Williams	2	15	7.5	14	0
G.Smith	6	4	0.7	9	0
D.Watt	3	3	1.0	2	0
M.Ingram	1	0	0.0	0	0
J.Jones	1	0	0.0	0	0
P.Rivers	14	-1	-0.1	7	0
<b>Team</b>	<b>282</b>	<b>1417</b>	<b>5.0</b>	<b>34t</b>	<b>10</b>
<b>Opponents</b>	<b>269</b>	<b>1183</b>	<b>4.4</b>	<b>42</b>	<b>6</b>

Receiving	No.	Yds	Avg	Long	TD
K.Allen	69	848	12.3	54	4
M.Gordon	44	453	10.3	66t	4
A.Ekeler	32	354	11.1	44t	3
T.Williams	28	519	18.5	75t	5
M.Williams	24	419	17.5	55t	7
A.Gates	19	239	12.6	27	2
V.Green	15	189	12.6	26	1
T.Benjamin	6	63	10.5	27	0
J.Jackson	2	19	9.5	11	0
S.Culkin	1	24	24.0	24	0
G.Davis	0	0	0	0	0
<b>Team</b>	<b>240</b>	<b>3127</b>	<b>13.0</b>	<b>75t</b>	<b>26</b>
<b>Opponents</b>	<b>237</b>	<b>2696</b>	<b>11.4</b>	<b>82t</b>	<b>16</b>

Interceptions	No.	Yds	Avg	Long	TD
D.King	3	75	25.0	42t	1
D.James	2	7	3.5	4	0
T.Williams	1	86	86.0	86	0
D.Perryman	1	16	16.0	16	0
K.White	1	9	9.0	9	0
M.Ingram	1	8	8.0	8	0
I.Rochell	1	4	4.0	4	0
A.Phillips	1	0	0.0	0	0
<b>Team</b>	<b>11</b>	<b>205</b>	<b>18.6</b>	<b>86</b>	<b>1</b>
<b>Opponents</b>	<b>6</b>	<b>78</b>	<b>13.0</b>	<b>42</b>	<b>1</b>

Punting	No	Yds	Avg	Net	TB	In	Lg	B
D.Jones	25	1064	42.6	38.9	0	11	59	0
D.Kaser	13	629	48.4	35.4	1	5	66	1
C.Sturgis	1	24	24.0	24.0	0	1	24	0
<b>Team</b>	<b>40</b>	<b>1717</b>	<b>42.9</b>	<b>37.3</b>	<b>1</b>	<b>17</b>	<b>66</b>	<b>1</b>
<b>Opponents</b>	<b>47</b>	<b>2254</b>	<b>48.0</b>	<b>41.3</b>	<b>3</b>	<b>17</b>	<b>67</b>	<b>0</b>

Punt Returns	Ret	FC	Yds	Avg	Long	TD
D.King	18	3	212	11.8	56	0
J.Jones	5	2	24	4.8	11	0
T.Benjamin	4	3	16	4.0	8	0
K.Allen	1	1	0	0.0	0	0
<b>Team</b>	<b>28</b>	<b>9</b>	<b>252</b>	<b>9.0</b>	<b>56</b>	<b>0</b>
<b>Opponents</b>	<b>20</b>	<b>9</b>	<b>205</b>	<b>10.3</b>	<b>91t</b>	<b>1</b>

Kickoff Returns	No.	Yds	Avg	Long	TD
D.King	15	343	22.9	40	0
J.Jones	3	69	23.0	33	0
K.Allen	1	25	25.0	25	0
D.James	1	20	20.0	20	0
<b>Team</b>	<b>20</b>	<b>457</b>	<b>22.9</b>	<b>40</b>	<b>0</b>
<b>Opponents</b>	<b>41</b>	<b>935</b>	<b>22.8</b>	<b>37</b>	<b>0</b>

Field Goals	1-19	20-29	30-39	40-49	50+
C.Sturgis	0/ 0	4/ 4	2/ 2	3/ 6	0/ 1
M.Badgley	0/ 0	3/ 3	2/ 2	4/ 4	0/ 0
<b>Team</b>	<b>0/ 0</b>	<b>7/ 7</b>	<b>4/ 4</b>	<b>7/ 10</b>	<b>0/ 1</b>
<b>Opponents</b>	<b>0/ 0</b>	<b>4/ 4</b>	<b>6/ 6</b>	<b>5/ 7</b>	<b>0/ 3</b>

Fumbles Lost: P.Rivers 1, K.Allen 1, A.Ekeler 1, J.Jones 1 **Total: 4**

Opponent Fumble Recoveries: C.Liuget 1, J.Addae 1, D.King 1 **Total: 3**

Passing	Att	Cmp	Yds	Cmp%	Yds/Att	TD	TD%	Int	Int%	Long	Sack	Lost	Rating
P.Rivers	344	239	3119	69.5%	9.1	26	7.6%	6	1.7%	75t	19/	115	115.7
G.Smith	4	1	8	25.0%	2.0	0	0.0%	0	0.0%	8	0/	0	39.6
K.Allen	0	0	0	0.0%	0.0%	0	0.0%	0	0.0%	0	1/	7	0.0
<b>Team</b>	<b>348</b>	<b>240</b>	<b>3127</b>	<b>69.0%</b>	<b>9.0</b>	<b>26</b>	<b>7.5%</b>	<b>6</b>	<b>1.7%</b>	<b>75t</b>	<b>20/</b>	<b>122</b>	<b>114.7</b>
<b>Opponents</b>	<b>372</b>	<b>237</b>	<b>2696</b>	<b>63.7%</b>	<b>7.2</b>	<b>16</b>	<b>4.3%</b>	<b>11</b>	<b>3.0%</b>	<b>82t</b>	<b>28/</b>	<b>196</b>	<b>87.4</b>



## 2018 INDIVIDUAL DEFENSIVE STATISTICS

Official Totals — Based on coaches' film review through Nov. 25 vs. Arizona.

Player	— Tackles —			Sacks	Yards	Tackles for Loss	QB Hits	Interceptions	Passes Def.	— Fumbles —	
	Solo	Assisted	Total							Forced	Recoveries
Derwin James . . . . .	58	24	82	3.5	17.0	3.5	6	2	10	0	0
Denzel Perryman . . . . .	41	23	64	0.0	0.0	0	2	1	2	0	0
Jatavis Brown . . . . .	45	18	63	1.0	8.0	1	0	0	2	1	0
Jahleel Addae . . . . .	38	16	54	1.0	13.0	1	1	0	3	0	1
Brandon Mebane . . . . .	20	23	43	1.0	4.0	3	2	0	1	1	0
Damion Square . . . . .	16	25	41	3.0	13.5	5	4	0	2	0	0
Melvin Ingram III . . . . .	26	14	40	5.5	45.5	10.5	16	1	5	1	0
Adrian Phillips . . . . .	29	9	38	0.0	0.0	1	0	1	8	0	0
Desmond King II . . . . .	25	8	33	0.0	0.0	2	1	3	10	0	1
Casey Hayward Jr. . . . .	30	3	33	0.0	0.0	0	0	0	7	0	0
Darius Philon . . . . .	18	14	32	2.5	16.0	3.5	3	0	1	0	0
Isaac Rochell . . . . .	17	13	30	4.5	37.0	6.5	3	1	1	0	0
Trevor Williams . . . . .	19	3	22	0.0	0.0	0	0	1	5	0	0
Corey Liuget . . . . .	11	9	20	1.5	9.5	5.5	2	0	1	0	1
Justin Jones . . . . .	8	12	20	0.5	3.5	0.5	0	0	0	0	0
Michael Davis . . . . .	17	3	20	0.0	0.0	0	0	0	2	0	0
Kyzir White . . . . .	12	7	19	0.0	0.0	1	0	1	3	0	0
Kyle Emanuel . . . . .	12	7	19	0.0	0.0	2	1	0	0	0	0
Uchenna Nwosu . . . . .	7	10	17	1.5	6.5	2.5	8	0	1	0	0
Christopher Landrum . . . .	4	3	7	0.0	0.0	0	3	0	0	0	0
Rayshawn Jenkins . . . . .	3	3	6	0.5	3.5	0.5	1	0	0	0	0
Joey Bosa . . . . .	5	1	6	2.0	18.0	2	2	0	0	0	0
Hayes Pullard . . . . .	3	1	4	0.0	0.0	1	0	0	0	0	0
T.Y. McGill . . . . .	2	0	2	0.0	0.0	0	0	0	0	0	0
<b>Totals . . . . .</b>	<b>466</b>	<b>249</b>	<b>715</b>	<b>28.0</b>	<b>195.0</b>	<b>52</b>	<b>55</b>	<b>11</b>	<b>64</b>	<b>3</b>	<b>3</b>
Defensive Backs . . . . .	219	69	288	5.0	33.5	8	9	7	45	0	2
Defensive Linemen . . . .	127	114	241	20.5	147.0	36.5	35	2	11	2	1
Linebackers . . . . .	120	66	186	2.5	14.5	7.5	11	2	8	1	0

### SPECIAL TEAMS TACKLES

Player	Total Tackles
Adrian Phillips . . . . .	12
Austin Ekeler . . . . .	10
Uchenna Nwosu . . . . .	10
Jeremy Davis . . . . .	8
Nick Dzubnar . . . . .	8
Rayshawn Jenkins . . . . .	8
Michael Davis . . . . .	6
Justin Jackson . . . . .	5
Jatavis Brown . . . . .	3
Brandon Facyson . . . . .	3
Tre'Von Johnson . . . . .	3
Derek Watt . . . . .	3
Michael Badgley . . . . .	2
Kyle Emanuel . . . . .	2
Hayes Pullard . . . . .	2
Isaac Rochell . . . . .	2
Detrez Newsome . . . . .	1
Jeff Richards . . . . .	1
Caleb Sturgis . . . . .	1
Kyzir White . . . . .	1
Trevor Williams . . . . .	1
Mike Windt . . . . .	1
<b>Totals . . . . .</b>	<b>93</b>





# 2017 STATISTICS

## Los Angeles Chargers / Week 17 / Through Sunday, December 31, 2017 / Regular Season

Won 9, Lost 7

9/11/2017	L	21- 24	at Denver Broncos
9/17/2017	L	17- 19	Miami Dolphins
9/24/2017	L	10- 24	Kansas City Chiefs
10/1/2017	L	24- 26	Philadelphia Eagles
10/8/2017	W	27- 22	at New York Giants
10/15/2017	W	17- 16	at Oakland Raiders
10/22/2017	W	21- 0	Denver Broncos
10/29/2017	L	13- 21	at New England Patriots
11/12/2017	L	17- 20	at Jacksonville Jaguars
11/19/2017	W	54- 24	Buffalo Bills
11/23/2017	W	28- 6	at Dallas Cowboys
12/3/2017	W	19- 10	Cleveland Browns
12/10/2017	W	30- 13	Washington Redskins
12/16/2017	L	13- 30	at Kansas City Chiefs
12/24/2017	W	14- 7	at New York Jets
12/31/2017	W	30- 10	Oakland Raiders

	Los Angeles Chargers	Opponent
--	-------------------------	----------

<b>Total First Downs</b>	<b>337</b>	<b>282</b>
Rushing	84	99
Passing	220	153
Penalty	33	30
3rd Down: Made/Att	84/209	86/221
3rd Down Pct.	40.2%	38.9%
4th Down: Made/Att	5/11	6/20
4th Down Pct.	45.5%	30.0%
<b>Possession Avg.</b>	<b>30:08</b>	<b>29:52</b>
<b>Total Net Yards</b>	<b>6026</b>	<b>5254</b>
Avg. Per Game	376.6	328.4
Total Plays	1020	997
Avg. Per Play	5.9	5.3
<b>Net Yards Rushing</b>	<b>1595</b>	<b>2098</b>
Avg. Per Game	99.7	131.1
Total Rushes	419	430
<b>Net Yards Passing</b>	<b>4431</b>	<b>3156</b>
Avg. Per Game	276.9	197.3
Sacked/Yards Lost	18/120	43/261
Gross Yards	4551	3417
Attempts/Completions	583/366	524/329
Completion Pct.	62.8%	62.8%
Had Intercepted	11	18
<b>Punts/Average</b>	<b>74/48.1</b>	<b>79/45.4</b>
<b>Net Punting Avg.</b>	<b>41.3</b>	<b>41.1</b>
<b>Penalties/Yards</b>	<b>108/927</b>	<b>109/995</b>
<b>Fumbles/Ball Lost</b>	<b>17/4</b>	<b>21/9</b>
<b>Touchdowns</b>	<b>43</b>	<b>29</b>
Rushing	10	11
Passing	28	17
Returns	5	1

Score By Periods		Q1	Q2	Q3	Q4	OT	Pts	
Team		44	143	85	83	0	355	
Opponents		66	64	61	78	3	272	
Scoring	TD	Ru	Pa	Rt	PAT	FG	2Pt	Pts
M.Gordon	12	8	4	0	0/0	0/0	0	72
N.Novak	0	0	0	0	17/18	9/13	0	44
K.Allen	7	0	6	1	0/0	0/0	0	42
A.Ekeler	5	2	3	0	0/0	0/0	0	30
T.Benjamin	5	0	4	1	0/0	0/0	0	30
T.Coons	0	0	0	0	5/6	7/8	0	26
H.Henry	4	0	4	0	0/0	0/0	0	24
T.Williams	4	0	4	0	0/0	0/0	0	24
Y.Koo	0	0	0	0	9/9	3/6	0	18
A.Gates	3	0	3	0	0/0	0/0	0	18
N.Rose	0	0	0	0	5/6	1/3	0	8
K.Toomer	1	0	0	1	0/0	0/0	0	6
M.Ingram	1	0	0	1	0/0	0/0	0	6
D.King	1	0	0	1	0/0	0/0	0	6
D.Kaser	0	0	0	0	1/3	0/0	0	1
Team	43	10	28	5	37/42	20/30	0	355
Opponents	29	11	17	1	23/26	23/27	1	272

2-Pt. Conversions: Team 0/ 1, Opponents: 1/ 3

Sacks: J.Bosa 12.5, M.Ingram 10.5, C.McCain 5.0, D.Philon 4.5, D.King 4.0, C.Liuguet 1.5, K.Emanuel 1.5, K.Toomer 1.0, T.Palepoi 1.0, I.Rochell 1.0, J.Addae 0.5 **Team: 43.0, Opponents: 17.0**

<b>Rushing</b>	<b>No.</b>	<b>Yds</b>	<b>Avg</b>	<b>Long</b>	<b>TD</b>
M.Gordon	284	1105	3.9	87t	8
A.Ekeler	47	260	5.5	35t	2
T.Benjamin	13	96	7.4	22	0
B.Oliver	35	83	2.4	26	0
A.Williams	9	25	2.8	7	0
D.Watt	6	24	4.0	17	0
K.Allen	2	9	4.5	6	0
P.Rivers	18	-2	-0.1	8	0
K.Clemens	5	-5	-1.0	-1	0
<b>Team</b>	<b>419</b>	<b>1595</b>	<b>3.8</b>	<b>87t</b>	<b>10</b>
<b>Opponents</b>	<b>430</b>	<b>2098</b>	<b>4.9</b>	<b>69t</b>	<b>11</b>

<b>Receiving</b>	<b>No.</b>	<b>Yds</b>	<b>Avg</b>	<b>Long</b>	<b>TD</b>
K.Allen	102	1393	13.7	51	6
M.Gordon	58	476	8.2	49	4
H.Henry	45	579	12.9	34	4
T.Williams	43	728	16.9	75t	4
T.Benjamin	34	567	16.7	62t	4
A.Gates	30	316	10.5	27	3
A.Ekeler	27	279	10.3	38	3
M.Williams	11	95	8.6	20	0
B.Oliver	6	26	4.3	11	0
S.McGrath	4	46	11.5	23	0
D.Watt	2	35	17.5	23	0
D.Inman	2	9	4.5	7	0
J.Cumberland	2	2	1.0	2	0
<b>Team</b>	<b>366</b>	<b>4551</b>	<b>12.4</b>	<b>75t</b>	<b>28</b>
<b>Opponents</b>	<b>329</b>	<b>3417</b>	<b>10.4</b>	<b>87t</b>	<b>17</b>

<b>Interceptions</b>	<b>No.</b>	<b>Yds</b>	<b>Avg</b>	<b>Long</b>	<b>TD</b>
T.Boston	5	49	9.8	25	0
C.Hayward	4	7	1.8	7	0
T.Williams	2	28	14.0	21	0
A.Phillips	2	13	6.5	9	0
D.King	1	90	90.0	90t	1
K.Toomer	1	59	59.0	59t	1
K.Allen	1	32	32.0	32	0
K.Emanuel	1	23	23.0	23	0
H.Pullard	1	1	1.0	1	0
<b>Team</b>	<b>18</b>	<b>302</b>	<b>16.8</b>	<b>90t</b>	<b>2</b>
<b>Opponents</b>	<b>11</b>	<b>265</b>	<b>24.1</b>	<b>96t</b>	<b>1</b>

<b>Punting</b>	<b>No</b>	<b>Yds</b>	<b>Avg</b>	<b>Net</b>	<b>TB</b>	<b>In</b>	<b>Lg</b>	<b>B</b>
D.Kaser	74	3558	48.1	41.3	9	27	69	0
<b>Team</b>	<b>74</b>	<b>3558</b>	<b>48.1</b>	<b>41.3</b>	<b>9</b>	<b>27</b>	<b>69</b>	<b>0</b>
<b>Opponents</b>	<b>79</b>	<b>3583</b>	<b>45.4</b>	<b>41.1</b>	<b>4</b>	<b>39</b>	<b>63</b>	<b>0</b>

<b>Punt Returns</b>	<b>Ret</b>	<b>FC</b>	<b>Yds</b>	<b>Avg</b>	<b>Long</b>	<b>TD</b>
T.Benjamin	27	25	257	9.5	65t	1
D.King	1	1	2	2.0	2	0
<b>Team</b>	<b>28</b>	<b>26</b>	<b>259</b>	<b>9.3</b>	<b>65t</b>	<b>1</b>
<b>Opponents</b>	<b>48</b>	<b>6</b>	<b>319</b>	<b>6.6</b>	<b>31</b>	<b>0</b>

<b>Kickoff Returns</b>	<b>No.</b>	<b>Yds</b>	<b>Avg</b>	<b>Long</b>	<b>TD</b>
D.King	17	353	20.8	44	0
A.Ekeler	5	85	17.0	22	0
M.Davis	2	36	18.0	19	0
T.Palepoi	1	0	0.0	0	0
<b>Team</b>	<b>25</b>	<b>474</b>	<b>19.0</b>	<b>44</b>	<b>0</b>
<b>Opponents</b>	<b>46</b>	<b>1150</b>	<b>25.0</b>	<b>71</b>	<b>0</b>

<b>Field Goals</b>	<b>1-19</b>	<b>20-29</b>	<b>30-39</b>	<b>40-49</b>	<b>50+</b>
N.Novak	0/0	4/4	4/5	0/2	1/2
T.Coons	0/0	4/4	2/3	1/1	0/0
Y.Koo	0/0	2/2	0/0	1/4	0/0
N.Rose	0/0	1/1	0/0	0/1	0/1
<b>Team</b>	<b>0/0</b>	<b>11/11</b>	<b>6/8</b>	<b>2/8</b>	<b>1/3</b>
<b>Opponents</b>	<b>0/0</b>	<b>5/5</b>	<b>8/8</b>	<b>6/8</b>	<b>4/6</b>

Fumbles Lost: A.Ekeler 2, P.Rivers 1, Ty.Williams 1 **Total: 4**  
Opponent Fumble Recoveries: M.Ingram 2, C.Hayward 2, D.Square 1, D.Perryman 1, H.Pullard 1, J.Brown 1, J.Bosa 1  
**Total: 9**

<b>Passing</b>	<b>Att</b>	<b>Cmp</b>	<b>Yds</b>	<b>Cmp%</b>	<b>Yds/Att</b>	<b>TD</b>	<b>TD%</b>	<b>Int</b>	<b>Int%</b>	<b>Long</b>	<b>Sack</b>	<b>Lost</b>	<b>Rating</b>
P.Rivers	575	360	4515	62.6%	7.9	28	4.9%	10	1.7%	75t	18/	120	95.9
K.Clemens	8	6	36	75.0%	4.5	0	0.0%	1	12.5%	10	0/	0	43.8
<b>Team</b>	<b>583</b>	<b>366</b>	<b>4551</b>	<b>62.8%</b>	<b>7.8</b>	<b>28</b>	<b>4.8%</b>	<b>11</b>	<b>1.9%</b>	<b>75t</b>	<b>18/</b>	<b>120</b>	<b>95.1</b>
<b>Opponents</b>	<b>524</b>	<b>329</b>	<b>3417</b>	<b>62.8%</b>	<b>6.5</b>	<b>17</b>	<b>3.2%</b>	<b>18</b>	<b>3.4%</b>	<b>87t</b>	<b>43/</b>	<b>261</b>	<b>78.1</b>



## 2017 INDIVIDUAL DEFENSIVE STATISTICS

Official Totals — Based on coaches' film review through Dec. 31 vs. Oakland.

Player	— Tackles —			Sacks	Yards	Tackles for Loss	QB Hits	Interceptions	Passes Def.	— Fumbles —	
	Solo	Assisted	Total							Forced	Recoveries
Joey Bosa . . . . .	61	38	99	12.5	66.0	17.5	22	0	2	4	1
Jahleel Addae . . . . .	70	25	95	0.5	4.0	7.5	0	0	10	0	0
Hayes Pullard . . . . .	53	26	79	0.0	0.0	2	0	1	1	0	1
Tre Boston . . . . .	61	18	79	0.0	0.0	1	0	5	9	0	0
Jatavis Brown . . . . .	58	20	78	0.0	0.0	2	2	0	0	0	1
Melvin Ingram . . . . .	50	26	76	10.5	87.5	22.5	25	0	1	1	2
Desmond King . . . . .	61	10	71	4.0	11.0	6	6	1	5	0	0
Adrian Phillips . . . . .	50	10	60	0.0	0.0	1	1	2	6	1	0
Brandon Mebane . . . . .	22	35	57	0.0	0.0	2	2	0	0	0	0
Trevor Williams . . . . .	47	8	55	0.0	0.0	2	0	2	13	0	0
Denzel Perryman . . . . .	29	22	51	0.0	0.0	2	0	0	2	0	1
Korey Toomer . . . . .	29	17	46	1.0	9.0	1	1	1	3	2	0
Darius Philon . . . . .	28	18	46	4.5	26.0	8.5	6	0	1	1	0
Damion Square . . . . .	19	26	45	0.0	0.0	1	1	0	3	0	1
Casey Hayward . . . . .	33	7	40	0.0	0.0	2	0	4	24	1	2
Kyle Emanuel . . . . .	15	22	37	1.5	8.0	1.5	0	1	3	0	0
Tenny Palepoi . . . . .	20	17	37	1.0	7.0	8	1	0	0	0	0
Corey Liuget . . . . .	19	17	36	1.5	8.5	6.5	2	0	3	1	0
Chris McCain . . . . .	20	8	28	5.0	30.0	6	1	0	1	2	0
Nigel Harris . . . . .	7	1	8	0.0	0.0	0	0	0	0	0	0
Jerry Attaochu . . . . .	4	2	6	0.0	0.0	1	0	0	0	0	0
Rayshawn Jenkins . . . . .	4	1	5	0.0	0.0	0	0	0	1	0	0
Isaac Rochell . . . . .	4	1	5	1.0	4.0	2	0	0	0	0	0
Michael Davis . . . . .	4	0	4	0.0	0.0	0	0	0	2	0	0
Jason Verrett . . . . .	1	0	1	0.0	0.0	0	0	0	0	0	0
Keenan Allen . . . . .	0	0	0	0.0	0.0	0	0	1	1	0	0
<b>Totals . . . . .</b>	<b>769</b>	<b>375</b>	<b>1,144</b>	<b>43.0</b>	<b>261.0</b>	<b>103</b>	<b>70</b>	<b>18</b>	<b>91</b>	<b>13</b>	<b>9</b>
Defensive Backs . . . . .	331	79	410	4.5	15.0	19.5	7	14	70	2	2
Defensive Linemen . . . . .	247	188	435	36.0	229.0	75	60	0	11	9	4
Linebackers . . . . .	191	108	299	2.5	17.0	8.5	3	3	9	2	3
Offensive Players . . . . .	0	0	0	0.0	0.0	0	0	1	1	0	0

### SPECIAL TEAMS TACKLES

Player	Total Tackles
Nick Dzubnar.....	21
Austin Ekeler.....	17
Michael Davis.....	15
Rayshawn Jenkins.....	11
Derek Watt.....	11
James Onwualu.....	9
Desmond King.....	7
Adrian Phillips.....	6
Jatavis Brown.....	4
Jeff Cumberland.....	3
Kyle Emanuel.....	3
Nigel Harris.....	3
Sean McGrath.....	3
Hayes Pullard.....	3
Travis Coons.....	2
Andre Williams.....	2
Trevor Williams.....	2
Mike Windt.....	2
Jerry Attaochu.....	1
Drew Kaser.....	1
Josh Keyes.....	1
Chris McCain.....	1
Dexter McCoil.....	1
Korey Toomer.....	1
<b>Totals.....</b>	<b>130</b>



# 2018 PRESEASON STATISTICS

## Los Angeles Chargers / Week 5 / Through Thursday, August 30, 2018 / Preseason

Won 2, Lost 2

8/11/2018	L	17- 24	at Arizona Cardinals
8/18/2018	W	24- 14	Seattle Seahawks
8/25/2018	L	7- 36	New Orleans Saints
8/30/2018	W	23- 21	at San Francisco 49ers

	Los Angeles Chargers	Opponent
<b>Total First Downs</b>	<b>69</b>	<b>66</b>
Rushing	30	20
Passing	27	36
Penalty	12	10
3rd Down: Made/Att	21/52	20/50
3rd Down Pct.	40.4%	40.0%
4th Down: Made/Att	1/4	4/5
4th Down Pct.	25.0%	80.0%
<b>Possession Avg.</b>	<b>32:03</b>	<b>27:57</b>
<b>Total Net Yards</b>	<b>1067</b>	<b>1074</b>
Avg. Per Game	266.8	268.5
Total Plays	238	222
Avg. Per Play	4.5	4.8
<b>Net Yards Rushing</b>	<b>515</b>	<b>317</b>
Avg. Per Game	128.8	79.3
Total Rushes	117	98
<b>Net Yards Passing</b>	<b>552</b>	<b>757</b>
Avg. Per Game	138.0	189.3
Sacked/Yards Lost	14/94	9/51
Gross Yards	646	808
Attempts/Completions	107/68	115/74
Completion Pct.	63.6%	64.3%
Had Intercepted	2	2
<b>Punts/Average</b>	<b>20/46.5</b>	<b>19/48.1</b>
<b>Net Punting Avg.</b>	<b>39.1</b>	<b>39.8</b>
<b>Penalties/Yards</b>	<b>38/391</b>	<b>30/273</b>
<b>Fumbles/Ball Lost</b>	<b>3/3</b>	<b>4/3</b>
<b>Touchdowns</b>	<b>8</b>	<b>11</b>
Rushing	4	6
Passing	3	3
Returns	1	2

Score By Periods			Q1	Q2	Q3	Q4	OT	Pts
Team			20	17	21	13	0	71
Opponents			13	21	22	39	0	95
Scoring	TD	Ru	Pa	Rt	PAT	FG	2Pt	Pts
R.Aguayo	0	0	0	0	6/6	3/3	0	15
D.Newsome	2	2	0	0	0/0	0/0	0	12
C.Sturgis	0	0	0	0	2/2	2/3	0	8
T.Watson	1	1	0	0	0/0	0/0	0	6
G.Davis	1	0	1	0	0/0	0/0	0	6
M.Gordon	1	1	0	0	0/0	0/0	0	6
M.Williams	1	0	1	0	0/0	0/0	0	6
A.Patton	1	0	1	0	0/0	0/0	0	6
J.Jones	1	0	0	1	0/0	0/0	0	6
Team	8	4	3	1	8/8	5/6	0	71
Opponents	11	6	3	2	6/6	5/5	4	95

2-Pt. Conversions: Team 0/ 0, Opponents: 4/ 5  
Sacks: C.Landrum 3.0, U.Nwosu 3.0, I.Rochell 2.0, J.Brown 1.0  
Team: 9.0, Opponents: 14.0

Rushing	No.	Yds	Avg	Long	TD
D.Newsme	42	150	3.6	31	2
A.Ekeler	11	72	6.5	21	0
G.Smith	9	63	7.0	20	0
C.Jones	9	56	6.2	26	0
M.Gordon	15	51	3.4	14	1
T.Watson	12	46	3.8	14	1
R.Hansbrough	6	32	5.3	12	0
J.Jackson	7	18	2.6	16	0
T.Benjamin	2	8	4.0	4	0
N.Shimonek	1	7	7.0	7	0
J.Jones	1	4	4.0	4	0
A.Scott	1	4	4.0	4	0
D.Watt	1	4	4.0	4	0
<b>Team</b>	<b>117</b>	<b>515</b>	<b>4.4</b>	<b>31</b>	<b>4</b>
<b>Opponents</b>	<b>98</b>	<b>317</b>	<b>3.2</b>	<b>17</b>	<b>6</b>

Receiving	No.	Yds	Avg	Long	TD
D.Newsme	10	60	6.0	18	0
G.Davis	9	121	13.4	47t	1
A.Patton	9	75	8.3	21	1
A.Scott	8	82	10.3	22	0
A.Ekeler	5	55	11.0	39	0
M.Williams	4	56	14.0	25t	1
R.Hansbrough	3	29	9.7	12	0
S.Culkin	3	28	9.3	13	0
K.Allen	3	23	7.7	13	0
D.Watt	3	19	6.3	11	0
V.Green	2	25	12.5	20	0
M.Gordon	2	18	9.0	16	0
N.Spruce	2	12	6.0	7	0
T.Williams	1	21	21.0	21	0
J.Jones	1	7	7.0	7	0
J.Hamm	1	6	6.0	6	0
A.Manzo-Lewis	1	5	5.0	5	0
J.Liggins	1	4	4.0	4	0
B.Johnson	0	0	0	0	0
T.Benjamin	0	0	0	0	0
B.Bowman	0	0	0	0	0
<b>Team</b>	<b>68</b>	<b>646</b>	<b>9.5</b>	<b>47t</b>	<b>3</b>
<b>Opponents</b>	<b>74</b>	<b>808</b>	<b>10.9</b>	<b>52</b>	<b>3</b>

Interceptions	No.	Yds	Avg	Long	TD
B.Facyson	1	9	9.0	9	0
D.James	1	0	0.0	0	0
<b>Team</b>	<b>2</b>	<b>9</b>	<b>4.5</b>	<b>9</b>	<b>0</b>
<b>Opponents</b>	<b>2</b>	<b>65</b>	<b>32.5</b>	<b>58t</b>	<b>1</b>

Punting	No	Yds	Avg	Net	TB	In	Lg	B
S.Tripucka	11	497	45.2	37.3	0	2	56	0
D.Kaser	9	432	48.0	41.3	0	5	57	0
<b>Team</b>	<b>20</b>	<b>929</b>	<b>46.5</b>	<b>39.1</b>	<b>0</b>	<b>7</b>	<b>57</b>	<b>0</b>
<b>Opponents</b>	<b>19</b>	<b>914</b>	<b>48.1</b>	<b>39.8</b>	<b>2</b>	<b>5</b>	<b>59</b>	<b>0</b>

Punt Returns	Ret	FC	Yds	Avg	Long	TD
J.Jones	7	1	88	12.6	72t	1
A.Scott	4	1	11	2.8	9	0
T.Benjamin	1	0	19	19.0	19	0
<b>Team</b>	<b>12</b>	<b>2</b>	<b>118</b>	<b>9.8</b>	<b>72t</b>	<b>1</b>
<b>Opponents</b>	<b>14</b>	<b>2</b>	<b>147</b>	<b>10.5</b>	<b>38</b>	<b>0</b>

Kickoff Returns	No.	Yds	Avg	Long	TD
J.Jones	6	137	22.8	30	0
A.Scott	4	98	24.5	39	0
D.Newsme	1	63	63.0	63	0
D.King	1	19	19.0	19	0
<b>Team</b>	<b>12</b>	<b>317</b>	<b>26.4</b>	<b>63</b>	<b>0</b>
<b>Opponents</b>	<b>8</b>	<b>164</b>	<b>20.5</b>	<b>30</b>	<b>0</b>

Field Goals	1-19	20-29	30-39	40-49	50+
C.Sturgis	0/ 0	0/ 0	1/ 1	1/ 2	0/ 0
R.Aguayo	0/ 0	1/ 1	2/ 2	0/ 0	0/ 0
<b>Team</b>	<b>0/ 0</b>	<b>1/ 1</b>	<b>3/ 3</b>	<b>1/ 2</b>	<b>0/ 0</b>
<b>Opponents</b>	<b>0/ 0</b>	<b>3/ 3</b>	<b>2/ 2</b>	<b>0/ 0</b>	<b>0/ 0</b>

Fumbles Lost: G.Smith 1, D.Watt 1, C.Jones 1 **Total: 3**  
Opponent Fumble Recoveries: B.Mebane 1, T.Brown 1, S.Richardson 1 **Total: 3**

Passing	Att	Cmp	Yds	Cmp%	Yds/Att	TD	TD%	Int	Int%	Long	Sack	Lost	Rating
G.Smith	48	31	364	64.6%	7.6	2	4.2%	2	4.2%	47t	7/	33	84.0
C.Jones	25	13	111	52.0%	4.4	1	4.0%	0	0.0%	14	4/	34	77.3
P.Rivers	14	11	91	78.6%	6.5	0	0.0%	0	0.0%	21	0/	0	93.8
N.Shimonek	20	13	80	65.0%	4.0	0	0.0%	0	0.0%	12	3/	27	72.9
<b>Team</b>	<b>107</b>	<b>68</b>	<b>646</b>	<b>63.6%</b>	<b>6.0</b>	<b>3</b>	<b>2.8%</b>	<b>2</b>	<b>1.9%</b>	<b>47t</b>	<b>14/</b>	<b>94</b>	<b>81.8</b>
<b>Opponents</b>	<b>115</b>	<b>74</b>	<b>808</b>	<b>64.3%</b>	<b>7.0</b>	<b>3</b>	<b>2.6%</b>	<b>2</b>	<b>1.7%</b>	<b>52</b>	<b>9/</b>	<b>51</b>	<b>86.4</b>



# WEEK 1 RECAP - CHIEFS 38, CHARGERS 28

The Los Angeles Chargers dropped their season opener to the Kansas City Chiefs 38-28 Sunday from ROKiT Field at StubHub Center.

Running backs Melvin Gordon and Austin Ekeler combined for 292 total yards and a touchdown, but it wasn't enough to make up for the explosiveness of wide receiver Tyreek Hill and the rest of the Chiefs' high-powered offense. Kansas City has now won its last nine games over the Chargers.

After a three-and-out by the Chargers offense to begin the game, Hill returned a punt 91 yards for a touchdown to make the score 7-0 after a Harrison Butker extra point.

Los Angeles responded with an eight-play, 48-yard drive that ended with Caleb Sturgis converting a 45-yard field goal - his first with the Chargers. Kansas City led 7-3, but Hill wasn't done adding to the visitors' lead.

On the fifth play of the Chiefs' next possession, quarterback Patrick Mahomes found Hill over the middle for a 58-yard touchdown - 46 of those yards came after the catch. Hill touched the ball three times in the first quarter, scored two touchdowns and gained 179 all-purpose yards. Kansas City led 14-6 after the first quarter.

The Chargers found their rhythm on offense early in the second quarter. Gordon and Ekeler combined for 75 total yards on a 12-play, 96-yard drive that was capped off by a

13-yard Ekeler touchdown reception from Philip Rivers. A failed two-point conversion cut Kansas City's lead to 14-12.

The Chiefs added a 46-yard Butker field goal to extend their advantage to 17-12 at halftime.

Kansas City opened the second half with an 11-play, 75-yard touchdown drive. A one-yard reception from Mahomes to wide receiver De'Anthony Thomas made the score 24-12 after another Butker extra point. Mahomes would later hit fullback Anthony Sherman for a 36-yard touchdown, giving the Chiefs a 31-12 advantage after three quarters.

Rivers found wide receiver Keenan Allen for a 20-yard touchdown reception to open the fourth quarter, cutting Kansas City's lead to 31-20 after Antonio Gates caught the two-point conversion.

Rivers finished the game 34-of-51 for 424 yards, three touchdowns and an interception. Allen caught eight balls for 108 yards and a touchdown. Gordon finished with 166 total yards and added a two-point conversion. Ekeler had 126 total yards and a receiving touchdown.

		1	2	3	4	OT	Total
VISITOR:	Kansas City Chiefs	14	3	14	7	0	38
HOME:	Los Angeles Chargers	6	6	0	16	0	28

## Scoring Plays

Team	Qtr	Time	Play Description (Extra Point) (Drive Info)	Visitor	Home
Chiefs	1	13:03	T.Hill 91 yd. punt return (H.Butker kick)	7	0
Chargers	1	9:20	C.Sturgis 45 yd. Field Goal (8-48, 3:43)	7	3
Chiefs	1	6:39	T.Hill 58 yd. pass from P.Mahomes (H.Butker kick) (5-75, 2:41)	14	3
Chargers	1	0:21	C.Sturgis 39 yd. Field Goal (6-39, 3:41)	14	6
Chargers	2	7:47	A.Ekeler 13 yd. pass from P.Rivers (pass failed) (12-96, 6:11)	14	12
Chiefs	2	2:00	H.Butker 46 yd. Field Goal (11-47, 5:47)	17	12
Chiefs	3	9:25	D.Thomas 1 yd. pass from P.Mahomes (H.Butker kick) (11-75, 5:35)	24	12
Chiefs	3	0:48	A.Sherman 36 yd. pass from P.Mahomes (H.Butker kick) (6-86, 3:28)	31	12
Chargers	4	12:04	K.Allen 20 yd. pass from P.Rivers (P.Rivers-A.Gates pass) (9-91, 3:44)	31	20
Chiefs	4	9:42	T.Hill 1 yd. pass from P.Mahomes (H.Butker kick) (3-2, 0:40)	38	20
Chargers	4	5:01	Ty.Williams 4 yd. pass from P.Rivers (M.Gordon run) (10-75, 4:41)	38	28

Paid Attendance: 25,351

Time: 3:08

Kansas City Chiefs vs Los Angeles Chargers  
9/9/2018 at StubHub Center

## Final Team Statistics

	Visitor Chiefs	Home Chargers
<b>TOTAL FIRST DOWNS</b>	19	33
By Rushing	7	7
By Passing	10	23
By Penalty	2	3
<b>THIRD DOWN EFFICIENCY</b>	4-10-40%	3-11-27%
<b>FOURTH DOWN EFFICIENCY</b>	0-0-0%	1-1-100%
<b>TOTAL NET YARDS</b>	362	541
Total Offensive Plays (inc. time thrown passing)	55	74
Average gain per offensive play	6.6	7.3
<b>NET YARDS RUSHING</b>	106	123
Total Rushing Plays	27	22
Average gain per rushing play	3.9	5.6
Tackles for a loss-number and yards	4-10	1-2
<b>NET YARDS PASSING</b>	256	418
Times thrown - yards lost attempting to pass	1-4	1-4
Gross yards passing	256	424
<b>PASS ATTEMPTS-COMPLETIONS-HAD INTERCEPTED</b>	27-15-0	51-34-1
Avg gain per pass play (inc. # thrown passing)	9.1	8.0
<b>KICKOFFS Number-In End Zone-Touchbacks</b>	7-7-5	6-5-4
<b>PUNTS Number and Average</b>	5-51.2	3-48.0
Had Blocked	0	0
<b>FGs - PATs Had Blocked</b>	0-0	0-0
Net Punting Average	52.2	16.3
<b>TOTAL RETURN YARDAGE (Not Including Kickoffs)</b>	95	-5
No. and Yards Punt Returns	2-95	2-45
No. and Yards Kickoff Returns	2-33	2-36
No. and Yards Interception Returns	1-0	0-0
<b>PENALTIES Number and Yards</b>	6-50	7-45
<b>FUMBLES Number and Lost</b>	0-0	2-1
<b>TOUCHDOWNS</b>	5	3
Rushing	0	0
Passing	4	3
Punt Returns	1	0
<b>EXTRA POINTS Made-Attempts</b>	5-5	2-3
Kicking Made-Attempts	5-5	0-0
Passing Made-Attempts	0-0	1-2
Rushing Made-Attempts	0-0	1-1
<b>FIELD GOALS Made-Attempts</b>	1-1	2-3
<b>RED ZONE EFFICIENCY</b>	2-2-100%	2-2-100%
<b>GOAL TO GO EFFICIENCY</b>	2-2-100%	1-1-100%
<b>SAFETIES</b>	0	0
<b>FINAL SCORE</b>	38	28

Kansas City Chiefs vs Los Angeles Chargers  
9/9/2018 at StubHub Center

## Final Individual Statistics

Kansas City Chiefs													Los Angeles Chargers												
RUSHING													RUSHING												
	ATT	YDS	AVG	LG	TD									ATT	YDS	AVG	LG	TD							
K.Hunt	16	49	3.1	13	0	M.Gordon							15	64	4.3	18	0	D.Watt							
S.Ware	3	32	10.7	27	0	A.Ekeler							5	39	7.8	10	0	T.Benjamin							
P.Mahomes	5	21	4.2	8	0	T.Benjamin							1	19	19.0	19	0	D.Watt							
T.Hill	2	4	2.0	7	0	D.Watt							1	1	1.0	1	0								
Dam. Williams	1	0	0.0	0	0																				
Total	27	106	3.9	27	0	Total							22	123	5.6	19	0	Total							
PASSING													PASSING												
	ATT	CMP	YDS	SK/YD	TD	LG	IN	RT						ATT	CMP	YDS	SK/YD	TD	LG	IN	RT				
P.Mahomes	27	15	256	1/0	4	58	0	127.5	P.Rivers				51	34	424	1/6	3	30	1	103.7	P.Rivers				
Total	27	15	256	1/0	4	58	0	127.5	Total				51	34	424	1/6	3	30	1	103.7	Total				
PASS RECEIVING													PASS RECEIVING												
	TAR	REC	YDS	AVG	LG	TD								TAR	REC	YDS	AVG	LG	TD						
T.Hill	8	7	169	24.1	58	2	M.Gordon						13	9	102	11.3	25	0	M.Gordon						
S.Watkins	5	3	21	7.0	16	0	K.Allen						11	8	108	13.5	23	1	K.Allen						
A.Sherman	1	1	36	36.0	36	1	A.Ekeler						5	5	87	17.4	30	1	A.Ekeler						
C.Conley	1	1	15	15.0	15	0	M.Williams						6	5	81	16.2	25	0	M.Williams						
S.Ware	1	1	8	8.0	8	0	V.Green						2	2	21	10.5	15	0	V.Green						
T.Kelce	6	1	6	6.0	6	0	A.Gates						3	2	16	8.0	9	0	A.Gates						
D.Thomas	2	1	1	1.0	1	1	Ty.Williams						5	2	8	4.0	4	1	Ty.Williams						
K.Hunt	1	0	0	0.0	0	0	T.Benjamin						5	1	1	1.0	1	0	T.Benjamin						
Total	25	15	256	17.1	58	4	Total						50	34	424	12.5	30	3	Total						
INTERCEPTIONS													INTERCEPTIONS												
	NO	YDS	AVG	LG	TD									NO	YDS	AVG	LG	TD							
R.Parker	1	0	0.0	0	0								0	0	0	0	0								
Total	1	0	0.0	0	0	Total							0	0	0	0	0	Total							
PUNTING													PUNTING												
	NO	YDS	AVG	NET	TB	IN20	LG	TD						NO	YDS	AVG	NET	TB	IN20	LG	TD				
D.Colquhitt	5	256	51.2	52.2	0	3	67	0	D.Kaser				2	120	60.0	12.5	0	0	0	63	D.Kaser				
									C.Sturgis				1	24	24.0	24.0	0	1	24	C.Sturgis					
Total	5	256	51.2	52.2	0	3	67	0	Total				3	144	48.0	16.3	0	1	63	Total					
PUNT RETURNS													PUNT RETURNS												
	NO	YDS	AVG	FC	LG	TD								NO	YDS	AVG	FC	LG	TD						
T.Hill	2	95	47.5	0	91	1	T.Benjamin						1	-1	-1.0	0	-1	0	T.Benjamin						
[DOWNED]	1	0	0.0	0	0	0	J.Jones						1	-4	-4.0	1	-4	0	J.Jones						
Total	2	95	47.5	0	91	1	Total						2	0	0.0	0	0	0	Total						
Kickoff	2	95	47.5	0	91	1	Total						2	-5	-2.5	1	0	0	Total						
KICKOFF RETURNS													KICKOFF RETURNS												
	NO	YDS	AVG	FC	LG	TD								NO	YDS	AVG	FC	LG	TD						
D.Thomas	2	33	16.5	0	26	0	J.Jones						2	36	18.0	0	23	0	J.Jones						
[TOUCHBACK]	4	0	0.0	0	0	0	[TOUCHBACK]						5	0	0.0	0	0	0	[TOUCHBACK]						
Total	2	33	16.5	0	26	0	Total						2	36	18.0	0	23	0	Total						
Kansas City Chiefs FUMBLES													Los Angeles Chargers FUMBLES												
	FUM	LOST	OWN-REC	YDS	TD	FORCED								OPP-REC	YDS	TD	OUT-BDS								
D.Thomas	0	0	0	0	0	0	J.Jones						1	0	0	0	0	J.Jones							
J.Winchester	0	0	0	0	0	0	Total						1	0	0	0	0	Total							
Total	0	0	0	0	0	0	Total						1	0	0	0	0	Total							
Los Angeles Chargers FUMBLES													Los Angeles Chargers FUMBLES												
	FUM	LOST	OWN-REC	YDS	TD	FORCED								OPP-REC	YDS	TD	OUT-BDS								
J.Jones	2	1	1	0	0	0	J.Jones						0	0	0	0	0	J.Jones							
Total	2	1	1	0	0	0	Total						0	0	0	0	0	Total							



After a Buffalo field goal, the Chargers marched down the field again courtesy of two Austin Ekeler rushes (22 and 16 yards) and a 23-yard reception by Green. This time, Gordon scored on a nine-yard reception from Rivers.

The hat trick for No. 28 came on a two-yard touchdown reception from Rivers with two minutes remaining in the second quarter. Los Angeles led 28-6 at halftime. Gordon finished the game with 66 total yards.

Ekeler rushed for a career-high 77 yards on 11 carries. Defensive end Melvin Ingram notched 1.5 sacks and three quarterback hits. James had six total tackles – two for loss – and a sack. Safety Adrian Phillips and rookie linebacker Kyzir White added two second-half interceptions of Allen.

Dating back to last season, Los Angeles has outscored Buffalo 85-44 in two meetings.

		1	2	3	4	OT	Total
VISITOR:	Los Angeles Chargers	14	14	0	3	0	31
HOME:	Buffalo Bills	0	6	7	7	0	20

### - Scoring Plays

Team	Qtr	Time	Play Description (Extra Point) (Drive Info)	Visitor	Home
Chargers	1	9:26	M.Williams 10 yd. pass from P.Rivers (C.Sturgis kick) (3-38, 1:27)	7	0
Chargers	1	4:18	M.Gordon 20 yd. run (C.Sturgis kick) (6-61, 3:24)	14	0
Bills	2	13:38	S.Hauschka 43 yd. Field Goal (12-51, 5:40)	14	3
Chargers	2	10:43	M.Gordon 9 yd. pass from P.Rivers (C.Sturgis kick) (5-75, 2:55)	21	3
Chargers	2	1:55	M.Gordon 2 yd. pass from P.Rivers (C.Sturgis kick) (12-81, 6:46)	28	3
Bills	2	0:47	S.Hauschka 40 yd. Field Goal (6-52, 1:08)	28	6
Bills	3	11:06	C.Ivory 1 yd. run (S.Hauschka kick) (7-75, 3:54)	28	13
Chargers	4	3:50	C.Sturgis 24 yd. Field Goal (7-11, 3:10)	31	13
Bills	4	0:38	K.Benjamin 3 yd. pass from J.Allen (S.Hauschka kick) (12-75, 3:12)	31	20

Los Angeles Chargers vs Buffalo Bills  
9/16/2018 at New Era Field

### Final Team Statistics

	Visitor Chargers	Home Bills
TOTAL FIRST DOWNS	21	17
By Rushing	5	5
By Passing	16	10
By Penalty	0	2
THIRD DOWN EFFICIENCY	3.9-33%	5-14-36%
FOURTH DOWN EFFICIENCY	0-0-0%	0-0-0%
TOTAL NET YARDS	349	293
Total Offensive Plays (inc. times thrown passing)	55	60
Average gain per offensive play	6.3	4.9
NET YARDS RUSHING	109	84
Total Rushing Plays	26	22
Average gain per rushing play	4.2	3.8
Tackles for a loss-number and yards	3-8	2-7
NET YARDS PASSING	240	209
Times thrown - yards lost attempting to pass	2-16	5-36
Gross yards passing	256	245
PASS ATTEMPTS-COMPLETIONS-HAD INTERCEPTED	27-23-0	33-18-2
Avg gain per pass play (inc.# thrown passing)	8.3	5.5
KICKOFFS Number-In End Zone-Touchbacks	6-5-4	5-4-4
PUNTS Number and Average	5-46.6	5-44.6
Had Blocked	0	0
FGs - PATs Had Blocked	0-0	0-0
Net Punting Average	41.4	37.2
TOTAL RETURN YARDAGE (Not Including Kickoffs)	26	6
No. and Yards Punt Returns	3-17	1-6
No. and Yards Kickoff Returns	1-25	2-48
No. and Yards Interception Returns	2-9	0-0
PENALTIES Number and Yards	6-45	6-31
FUMBLES Number and Lost	2-0	1-0
TOUCHDOWNS	4	2
Rushing	1	1
Passing	3	1
EXTRA POINTS Made-Attempts	4-4	2-2
Kicking Made-Attempts	4-4	2-2
FIELD GOALS Made-Attempts	1-1	2-2
RED ZONE EFFICIENCY	3-4-75%	2-3-67%
GOAL TO GO EFFICIENCY	1-2-50%	2-2-100%
SAFETIES	0	0
FINAL SCORE	31	20
TIME OF POSSESSION	33:02	26:58

Los Angeles Chargers vs Buffalo Bills  
9/16/2018 at New Era Field

### Final Individual Statistics

Los Angeles Chargers										Buffalo Bills													
RUSHING					PASSING					RUSHING					PASSING								
	ATT	YDS	AVG	LG	TD		ATT	CHP	YDS	AVG	LG	TD		ATT	CHP	YDS	AVG	LG	TD				
A.Ekelker	11	77	7.0	22	0	L.McCoy			9	39	4.3	27	0										
M.Gordon	9	28	3.1	20	1	J.Allen			8	32	4.0	14	0										
P.Rivers	3	5	1.7	7	0	C.Ivory			2	7	3.5	6	1										
J.Jones	1	0	0.0	0	0	M.Murphy			3	6	2.0	5	0										
D.Nesome	1	0	0.0	0	0																		
G.Smith	1	-1	-1.0	-1	0																		
Total	26	109	4.2	22	1	Total			22	84	3.8	27	0										
PASSING					PASSING					PASSING					PASSING								
	ATT	CHP	YDS	SK/YD	LG	IN	RT		ATT	CHP	YDS	SK/YD	LG	IN	RT		ATT	CHP	YDS	SK/YD	LG	IN	RT
P.Rivers	27	23	256	2/16	3	25	0	143.2	J.Allen	33	18	245	5/36	1	57	2	63.3						
Total	27	23	256	2/16	3	25	0	143.2	Total	33	18	245	5/36	1	57	2	63.3						
PASS RECEIVING					PASS RECEIVING					PASS RECEIVING					PASS RECEIVING								
	TAR	REC	YDS	AVG	LG	TD			TAR	REC	YDS	AVG	LG	TD			TAR	REC	YDS	AVG	LG	TD	
K.Allen	8	6	67	11.2	16	0	L.McCoy		4	4	29	7.3	9	0			4	4	29	7.3	9	0	
M.Gordon	7	6	38	6.3	10	2	Z.Jones		2	6	31.5	15.5	57	0			2	6	31.5	15.5	57	0	
V.Green	3	3	55	18.3	25	0	R.Foster		3	2	30	15.0	19	0			3	2	30	15.0	19	0	
T.Williams	3	3	48	16.0	22	0	C.Clay		3	2	29	14.5	21	0			3	2	29	14.5	21	0	
A.Ekelker	3	3	21	7.0	10	0	K.Benjamin		3	2	19	9.5	16	1			3	2	19	9.5	16	1	
M.Williams	2	2	27	13.5	17	1	J.Croom		4	2	7	3.5	6	1			4	2	7	3.5	6	1	
A.Gates	1	0	0	0.0	0	0	C.Ivory		1	1	30	30.0	30	0			1	1	30	30.0	30	0	
							P.DIMarco		2	1	24	24.0	24	0			2	1	24	24.0	24	0	
							M.Murphy		5	1	7	7.0	7	0			5	1	7	7.0	7	0	
							L.Thomas		1	1	7	7.0	7	0			1	1	7	7.0	7	0	
							A.Holmes		4	0	0	0.0	0	0			4	0	0	0.0	0	0	
Total	27	23	256	11.1	25	3	Total		33	18	245	13.6	57	1			33	18	245	13.6	57	1	
INTERCEPTIONS					INTERCEPTIONS					INTERCEPTIONS					INTERCEPTIONS								
	NO	YDS	AVG	LG	TD				NO	YDS	AVG	LG	TD				NO	YDS	AVG	LG	TD		
K.White	1	9	9.0	9	0																		
A.Phillips	1	0	0.0	0	0																		
Total	2	9	4.5	9	0			Total		0	0	0	0	0									
PUNTING					PUNTING					PUNTING					PUNTING								
	NO	YDS	AVG	NET	BT	IN20	LG		NO	YDS	AVG	NET	BT	IN20	LG		NO	Y					
D.Kiser	5	233	46.6	41.4	1	2	66	C.Bjorquez	5	223	44.6	37.2	1	2	54								
Total	5	233	46.6	41.4	1	2	66	Total	5	223	44.6	37.2	1	2	54								
PUNT RETURNS					PUNT RETURNS					PUNT RETURNS					PUNT RETURNS								
	NO	YDS	AVG	FC	LG	TD			NO	YDS	AVG	FC	LG	TD			NO	Y					
J.Jones	3	17	5.7	1	10	0	M.Murphy		1	6	6.0	1	6	0									
[TOUCHBACK]	1	0	0.0	0	0	0	[DOWNED]		1	0	0.0	0	0	0									
							[OUT OF BOUNDS]		1	0	0.0	0	0	0									
							[TOUCHBACK]		1	0	0.0	0	0	0									
Total	3	17	5.7	1	10	0	Total		1	6	6.0	1	6	0									
KICKOFF RETURNS					KICKOFF RETURNS					KICKOFF RETURNS					KICKOFF RETURNS								
	NO	YDS	AVG	FC	LG	TD			NO	YDS	AVG	FC	LG	TD			NO	Y					
K.Allen	1	25	25.0	0	25	0	M.Murphy		2	48	24.0	0	26	0									
[TOUCHBACK]	4	0	0.0	0	0	0	[TOUCHBACK]		4	0	0.0	0	0	0									
Total	1	25	25.0	0	25	0	Total		2	48	24.0	0	26	0									

Los Angeles Chargers

FUMBLERS	FUM	LOST	OWN-REC	YDS	TD	FORCED	OPP-REC	YDS	TD	OUT-BDS
Ty Williams	1	0	1	0	0	0	0	0	0	0
P.Rivers	1	0	0	-4	0	0	0	0	0	0
A.Ekeler	0	0	1	0	0	0	0	0	0	0
Total	2	0	2	-4	0	0	0	0	0	0

### Buffalo Bills

FUMBL	FUM	LOST	OWN-REC	YDS	TD	FORCED	OPP-REC	YDS	TD	OUT-BDS
M.Murphy	1	0	1	0	0	0	0	0	0	0
J.Power	0	0	0	0	0	1	0	0	0	0



## WEEK 3 RECAP - RAMS 35, CHARGERS 23

The Rams defeated the Chargers 35-23 Sunday at the Los Angeles Memorial Coliseum.

Wide receiver Mike Williams caught two touchdown passes from Philip Rivers and running back Melvin Gordon added a score, but it wasn't enough to overcome 33 first downs and 521 yards of total offense by the Rams.

The Chargers defense prevented Rams points on the opening possession of the game when cornerback Desmond King recovered a Todd Gurley fumble -- forced by defensive tackle Brandon Mebane -- at the Bolts' 24-yard line. The Chargers offense went three-and-out, though, and the Rams didn't make the same mistake on their next possession.

Gurley capped off an 11-play, 80-yard drive with a one-yard touchdown run. The Rams led 7-0, but only for 92 seconds.

Gordon opened the Chargers' next possession with a 20-yard rush that included an acrobatic leap over Rams safety Lamarcus Joyner. Two plays later, Rivers found Williams, who beat cornerback Marcus Peters for a 42-yard touchdown reception. Caleb Sturgis missed the extra point, which made the score 7-6.

The Rams closed the first quarter with a three-yard touchdown pass from Jared Goff to Robert Woods. It was all part of a seven-play, 75-yard drive that put the Rams up 14-6.

With the Rams threatening to score again, rookie safety Derwin James picked off Goff in the end zone for his first career interception. The Chargers offense took over at their own one-yard line, but quickly went three-and-out. On fourth down, Drew Kaser's punt was blocked by linebacker Cory Littleton and recovered by Blake Countess in the end zone for a Rams touchdown. A Sam Ficken extra point increased the lead to 21-6.

Down two scores, the Chargers then drove down the field in ten plays. Gordon's 11-yard touchdown rush -- aided by a key block by fullback Derek Watt -- cut the Rams' lead to 21-13. That score would stay true after Ficken missed a 46-yard field goal to close the first half. A Keenan Allen fumble on the opening drive of the second half set the Rams offense up at their own 45-yard line. Three plays later, Goff found wide receiver Cooper Kupp for a 53-yard touchdown reception.

Williams' big day continued on the Bolts' next possession. On a crucial 4th-and-2, Rivers found the second-year receiver for a 20-yard touchdown strike. The Chargers shaved the lead to 28-20, but stopping the Rams explosive offense proved to be too much.

Woods caught 10 of his 11 targets for 92 yards. His second touchdown -- a six-yard reception in the third quarter -- put the Rams up two scores.

Rivers finished the game 18-of-30 for 226 yards and two touchdowns. Gordon rushed for 80 yards on 15 carries.

		1	2	3	4	OT	Total
VISITOR:	Los Angeles Chargers	6	7	7	3	0	23
HOME:	Los Angeles Rams	14	7	14	0	0	35

## Scoring Plays

Team	Qtr	Time	Play Description (Extra Point) (Drive Info)	Visitor	Home
Rams	1	6:14	T.Gurley 1 yd. run (S.Ficken kick) (11-80, 5:50)	0	7
Chargers	1	4:42	M.Williams 42 yd. pass from P.Rivers (kick failed, wr) (3-60, 1:32)	6	7
Rams	1	0:51	R.Woods 3 yd. pass from J.Goff (S.Ficken kick) (7-75, 3:51)	6	14
Rams	2	7:44	B.Countess blocked punt recovery in end zone (S.Ficken kick)	6	21
Chargers	2	3:12	M.Gordon 11 yd. run (C.Sturgis kick) (10-75, 4:32)	13	21
Rams	3	12:38	C.Kupp 53 yd. pass from J.Goff (S.Ficken kick) (3-55, 0:51)	13	28
Chargers	3	8:18	M.Williams 20 yd. pass from P.Rivers (C.Sturgis kick) (8-75, 4:20)	20	28
Rams	3	3:19	R.Woods 6 yd. pass from J.Goff (S.Ficken kick) (11-77, 4:59)	20	35
Chargers	4	11:49	C.Sturgis 26 yd. Field Goal (13-58, 6:30)	23	35

Los Angeles Chargers vs Los Angeles Rams  
9/23/2018 at Los Angeles Memorial Coliseum

## Final Team Statistics

	Visitor Chargers	Home Rams
<b>TOTAL FIRST DOWNS</b>	16	33
By Rushing	7	12
By Passing	9	18
By Penalty	0	3
<b>THIRD DOWN EFFICIENCY</b>	7-13-54%	8-11-73%
<b>FOURTH DOWN EFFICIENCY</b>	1-2-50%	0-0-0%
<b>TOTAL NET YARDS</b>	356	521
Total Offensive Plays (inc. times thrown passing)	52	72
Average gain per offensive play	6.8	7.2
<b>NET YARDS RUSHING</b>	141	171
Total Rushing Plays	20	35
Average gain per rushing play	7.1	4.9
Tackles for a loss-number and yards	2-3	4-12
<b>NET YARDS PASSING</b>	215	350
Times thrown - yards lost attempting to pass	2-11	1-4
Gross yards passing	226	354
<b>PASS ATTEMPTS-COMPLETIONS-HAD INTERCEPTED</b>	30-18-0	36-29-1
Avg gain per pass play (inc. # thrown passing)	6.7	9.5
<b>KICKOFFS Number-In End Zone-Touchbacks</b>	5-5-2	6-4-4
<b>PUNTS Number and Average</b>	3-34.0	1-49.0
Had Blocked	1	0
<b>FGs - PATs Had Blocked</b>	0-0	0-0
<b>Net Punting Average</b>	31.3	38.0
<b>TOTAL RETURN YARDAGE (Not Including Kickoffs)</b>	15	8
No. and Yards Punt Returns	1-11	2-8
No. and Yards Kickoff Returns	1-33	3-75
No. and Yards Interception Returns	1-4	0-0
<b>PENALTIES Number and Yards</b>	4-30	6-64
<b>FUMBLES Number and Lost</b>	2-2	1-1
<b>TOUCHDOWNS</b>	3	5
Rushing	1	1
Passing	2	3
Other (Blocked Kicks, etc.)	0	1
<b>EXTRA POINTS Made-Attempts</b>	2-3	5-5
Kicking Made-Attempts	2-3	5-5
<b>FIELD GOALS Made-Attempts</b>	1-1	0-1
<b>RED ZONE EFFICIENCY</b>	2-4-50%	3-4-75%
<b>GOAL TO GO EFFICIENCY</b>	0-1-0%	3-3-100%
<b>SAFETIES</b>	0	0
<b>FINAL SCORE</b>	23	35
<b>TIME OF POSSESSION</b>	25:44	34:16

Los Angeles Chargers vs Los Angeles Rams  
9/23/2018 at Los Angeles Memorial Coliseum

## Final Individual Statistics

Los Angeles Chargers											Los Angeles Rams																								
RUSHING						ATT					YDS	AVG	LG	TD	RUSHING						ATT					YDS	AVG	LG	TD						
M.Gordon						15					80	5.3	23	1	T.Gurley						23					105	4.6	14	1						
A.Ekeler						4					47	11.8	32	0	M.Brown						5					42	8.4	14	0						
Ty.Williams						1					14	14.0	14	0	J.Goff						3					14	4.7	16	0						
																					R.Woods					3					13	4.3	8	0	
																					C.Kupp					1					-3	-3.0	-3	0	
Total						20					141	7.1	32	1	Total						35					171	4.9	16	1						
PASSING						ATT					CMP	YDS	SK/YD	TD	LG	IN	RT	PASSING						ATT					CMP	YDS	SK/YD	TD	LG	IN	RT
P.Rivers						30					18	226	1/4	2	42	0	105.7	J.Goff	36					29	354	1/4	3	53	1	123.8					
K.Allen						0					0	0	1/7	0	0	0.0			36					29	354	1/4	3	53	1	123.8					
Total						30					18	226	2/11	2	42	0	105.7	Total	36					29	354	1/4	3	53	1	123.8					
PASS RECEIVING						TAR					REC	YDS <td>AVG<td>LG<td>TD<th colspan="6">PASS RECEIVING</th><th colspan="5">TAR</th><td>REC</td><td>YDS<td>AVG<td>LG<td>TD</td></td></td></td></td></td></td>	AVG <td>LG<td>TD<th colspan="6">PASS RECEIVING</th><th colspan="5">TAR</th><td>REC</td><td>YDS<td>AVG<td>LG<td>TD</td></td></td></td></td></td>	LG <td>TD<th colspan="6">PASS RECEIVING</th><th colspan="5">TAR</th><td>REC</td><td>YDS<td>AVG<td>LG<td>TD</td></td></td></td></td>	TD <th colspan="6">PASS RECEIVING</th> <th colspan="5">TAR</th> <td>REC</td> <td>YDS<td>AVG<td>LG<td>TD</td></td></td></td>	PASS RECEIVING						TAR					REC	YDS <td>AVG<td>LG<td>TD</td></td></td>	AVG <td>LG<td>TD</td></td>	LG <td>TD</td>	TD				
M.Williams						7					4	81	20.3	42	2		R.Woods						11					10	104	10.4	22	2			
A.Gates						5					3	45	15.0	27	0		B.Cooks						8					7	90	12.9	21	0			
K.Allen						7					3	44	14.7	25	0		T.Gurley						6					5	51	10.2	25	0			
A.Ekeler						3					3	24	8.0	15	0		C.Kupp						6					4	71	17.8	53	1			
Ty.Williams						3					2	22	11.0	13	0		T.Higbee						2					2	35	17.5	20	0			
M.Gordon						4					2	4	2.0	3	0		G.Everett						2					1	3	3.0	3	0			
V.Green						1					1	6	6.0	6	0		M.Brown						1					0	0	0.0	0	0			
Total						30					18	226	12.6	42	2		Total						36					29	354	12.2	53	3			
INTERCEPTIONS						NO					YDS <td>AVG<td>LG<td>TD<th colspan="6">INTERCEPTIONS</th><th colspan="5">NO</th><td>YDS<td>AVG<td>LG<td>TD</td></td></td></td></td></td></td>	AVG <td>LG<td>TD<th colspan="6">INTERCEPTIONS</th><th colspan="5">NO</th><td>YDS<td>AVG<td>LG<td>TD</td></td></td></td></td></td>	LG <td>TD<th colspan="6">INTERCEPTIONS</th><th colspan="5">NO</th><td>YDS<td>AVG<td>LG<td>TD</td></td></td></td></td>	TD <th colspan="6">INTERCEPTIONS</th> <th colspan="5">NO</th> <td>YDS<td>AVG<td>LG<td>TD</td></td></td></td>	INTERCEPTIONS						NO					YDS <td>AVG<td>LG<td>TD</td></td></td>	AVG <td>LG<td>TD</td></td>	LG <td>TD</td>	TD						
D.James						1					4	4.0	4	0								0					0	0	0	0	0				
Total						1					4	4.0	4	0		Total						0					0	0	0	0	0				
PUNTING						NO					YDS <td>AVG<td>NET<td>TB<td>IN20</td><td>LG<th colspan="6">PUNTING</th><th colspan="5">NO</th><td>YDS<td>AVG<td>NET<td>TB<td>IN20</td><td>LG</td></td></td></td></td></td></td></td></td>	AVG <td>NET<td>TB<td>IN20</td><td>LG<th colspan="6">PUNTING</th><th colspan="5">NO</th><td>YDS<td>AVG<td>NET<td>TB<td>IN20</td><td>LG</td></td></td></td></td></td></td></td>	NET <td>TB<td>IN20</td><td>LG<th colspan="6">PUNTING</th><th colspan="5">NO</th><td>YDS<td>AVG<td>NET<td>TB<td>IN20</td><td>LG</td></td></td></td></td></td></td>	TB <td>IN20</td> <td>LG<th colspan="6">PUNTING</th><th colspan="5">NO</th><td>YDS<td>AVG<td>NET<td>TB<td>IN20</td><td>LG</td></td></td></td></td></td>	IN20	LG <th colspan="6">PUNTING</th> <th colspan="5">NO</th> <td>YDS<td>AVG<td>NET<td>TB<td>IN20</td><td>LG</td></td></td></td></td>	PUNTING						NO					YDS <td>AVG<td>NET<td>TB<td>IN20</td><td>LG</td></td></td></td>	AVG <td>NET<td>TB<td>IN20</td><td>LG</td></td></td>	NET <td>TB<td>IN20</td><td>LG</td></td>	TB <td>IN20</td> <td>LG</td>	IN20	LG		
D.Kaiser						2					102	51.0	31.3	0	0	52	J.Hekker	1					49	49.0	38.0	0	0	0	49						
[BLOCKED]						1					0	0.0	0	0	0		Total					1					49	49.0	38.0	0	0	49			
Total						3					102	34.0	31.3	0	0	52	Total	1					49	49.0	38.0	0	0	0	49						
PUNT RETURNS						NO					YDS <td>AVG<td>FC<td>LG<td>TD<th colspan="6">PUNT RETURNS</th><th colspan="5">NO</th><td>YDS<td>AVG<td>FC<td>LG<td>TD</td></td></td></td></td></td></td></td></td>	AVG <td>FC<td>LG<td>TD<th colspan="6">PUNT RETURNS</th><th colspan="5">NO</th><td>YDS<td>AVG<td>FC<td>LG<td>TD</td></td></td></td></td></td></td></td>	FC <td>LG<td>TD<th colspan="6">PUNT RETURNS</th><th colspan="5">NO</th><td>YDS<td>AVG<td>FC<td>LG<td>TD</td></td></td></td></td></td></td>	LG <td>TD<th colspan="6">PUNT RETURNS</th><th colspan="5">NO</th><td>YDS<td>AVG<td>FC<td>LG<td>TD</td></td></td></td></td></td>	TD <th colspan="6">PUNT RETURNS</th> <th colspan="5">NO</th> <td>YDS<td>AVG<td>FC<td>LG<td>TD</td></td></td></td></td>	PUNT RETURNS						NO					YDS <td>AVG<td>FC<td>LG<td>TD</td></td></td></td>	AVG <td>FC<td>LG<td>TD</td></td></td>	FC <td>LG<td>TD</td></td>	LG <td>TD</td>	TD				
J.Jones						1					11	11.0	0	11	0		J.Nabson						2					8	4.0	0	7	0			
Total						1					11	11.0	0	11	0		Total						2					8	4.0	0	7	0			
KICKOFF RETURNS						NO					YDS <td>AVG<td>FC<td>LG<td>TD<th colspan="6">KICKOFF RETURNS</th><th colspan="5">NO</th><td>YDS<td>AVG<td>FC<td>LG<td>TD</td></td></td></td></td></td></td></td></td>	AVG <td>FC<td>LG<td>TD<th colspan="6">KICKOFF RETURNS</th><th colspan="5">NO</th><td>YDS<td>AVG<td>FC<td>LG<td>TD</td></td></td></td></td></td></td></td>	FC <td>LG<td>TD<th colspan="6">KICKOFF RETURNS</th><th colspan="5">NO</th><td>YDS<td>AVG<td>FC<td>LG<td>TD</td></td></td></td></td></td></td>	LG <td>TD<th colspan="6">KICKOFF RETURNS</th><th colspan="5">NO</th><td>YDS<td>AVG<td>FC<td>LG<td>TD</td></td></td></td></td></td>	TD <th colspan="6">KICKOFF RETURNS</th> <th colspan="5">NO</th> <td>YDS<td>AVG<td>FC<td>LG<td>TD</td></td></td></td></td>	KICKOFF RETURNS						NO					YDS <td>AVG<td>FC<td>LG<td>TD</td></td></td></td>	AVG <td>FC<td>LG<td>TD</td></td></td>	FC <td>LG<td>TD</td></td>	LG <td>TD</td>	TD				
J.Jones						1					33	33.0	0	33	0		B.Countess						2					51	25.5	0	26	0			
[OUT OF BOUNDS]						1					0	0.0	0	0	0		J.Nabson						1					24	24.0	0	24	0			
[TOUCHBACK]						4					0	0.0	0	0	0		[TOUCHBACK]						2					0	0.0	0	0	0			
Total						1					33	33.0	0	33	0		Total						3					75	25.0	0	26	0			

## Los Angeles Chargers

FUMBLES	FUM	LOST	OWN-REC	YDS	TD	FORCED	OPP-REC	YDS	TD	OUT-BDS
K.Allen	1	1	0	0	0	0	0	0	0	0
A.Ekeler	1	1	0	0	0	0	0	0	0	0
B.Mebane	0	0	0	0	0	1	0	0	0	0
D.King	0	0	0	0	0	0	1	0	0	0
Total	2	2	0	0	0	1	1	0	0	0

## Los Angeles Rams

FUMBLES	FUM	LOST	OWN-REC	YDS	TD	FORCED	OPP-REC	YDS	TD	OUT-BDS
T.Gurley	1	1	0	0	0	0	0	0	0	0
J.Johnson	0	0	0	0	0	1	0	0	0	0
A.Talb	0	0	0	0	0	1	0	0	0	0
L.Joyner	0	0	0	0	0	0	1	0	0	0
N.Suh	0	0	0	0	0	0	1	0	0	0
Total	1	1	0	0	0	2	2	0	0	0





# WEEK 5 RECAP - CHARGERS 26, RAIDERS 10

The Los Angeles Chargers beat the Oakland Raiders 26-10 on Sunday from ROKiT Field at StubHub Center for their first division win of 2018.

Running backs Melvin Gordon and Austin Ekeler combined for 179 total yards and two touchdowns. It was the tenth straight game that Gordon has had either 100 yards from scrimmage or a touchdown – or both.

Defensive end Melvin Ingram spearheaded a complete defensive performance with seven tackles (two for loss), a sack and an interception of quarterback Derek Carr with the Raiders threatening to score late in the third quarter.

Quarterback Philip Rivers finished 22-of-27 for 339 yards and two touchdowns. Keenan Allen led the team in receiving with 90 yards on eight catches. The win moved Los Angeles (3-2) to over .500 for the first time this season.

Los Angeles opened the game with a seven-play, 37-yard drive highlighted by a 16-yard Gordon rush. Kicker Caleb Sturgis was good from 49 yards out to give the Chargers an early 3-0 lead.

The Raiders tied the game at 3-3 in the second quarter with a 24-yard field goal by Matt McCrane, but that was as close as the visitors would get.

With 4:14 remaining in the second quarter, Ekeler took a short pass from Philip Rivers and raced 44 yards for Los Angeles' first touchdown on the day. Sturgis' extra point made it 10-3.

On the first play of Oakland's next possession, Chargers linebacker Jatavis Brown forced wide receiver Martavis Bryant to fumble after a 21-yard gain. Safety Jahleel Addae recovered the ball, putting Los Angeles back in business at the Raiders' 48-yard line.

Six plays later -- on a drive that included a 34-yard reception by Gordon -- No. 28 punched in a one-yard touchdown run. Los Angeles led 17-3 at halftime.

In the second half, the Chargers added a field goal and a 13-yard touchdown from Rivers to tight end Virgil Green to put the game out of reach.

	1	2	3	4	OT	Total
VISITOR:	0	3	0	7	0	10
HOME:	3	14	3	6	0	26

## Scoring Plays

Team	Qtr	Time	Play Description (Extra Point) (Drive Info)	Visitor	Home
Chargers	1	11:08	C.Sturgis 49 yd. Field Goal (7-37, 3:52)	0	3
Raiders	2	13:23	M.McCrane 24 yd. Field Goal (10-77, 5:06)	3	3
Chargers	2	4:04	A.Ekeler 44 yd. pass from P.Rivers (C.Sturgis kick) (4-55, 2:04)	3	10
Chargers	2	1:39	M.Gordon 1 yd. run (C.Sturgis kick) (6-48, 2:15)	3	17
Chargers	3	6:05	C.Sturgis 30 yd. Field Goal (11-62, 7:12)	3	20
Chargers	4	9:42	V.Green 13 yd. pass from P.Rivers (kick failed, hlu) (8-96, 6:23)	3	26
Raiders	4	5:11	J.Nelson 1 yd. pass from D.Carr (M.McCrane kick) (9-74, 4:31)	10	26
Paid Attendance: 25,362				Time: 2:49	

Oakland Raiders vs Los Angeles Chargers  
10/7/2018 at StubHub Center

## Final Team Statistics

	Visitor Raiders	Home Chargers
<b>TOTAL FIRST DOWNS</b>	14	19
By Rushing	3	4
By Passing	10	13
By Penalty	1	2
<b>THIRD DOWN EFFICIENCY</b>	4-11-36%	7-13-54%
<b>FOURTH DOWN EFFICIENCY</b>	1-1-100%	0-0-0%
<b>TOTAL NET YARDS</b>	289	412
Total Offensive Plays (inc. times thrown passing)	49	59
Average gain per offensive play	5.9	7.0
<b>NET YARDS RUSHING</b>	41	79
Total Rushing Plays	13	31
Average gain per rushing play	3.2	2.5
Tackles for a loss-number and yards	1-1	4-10
<b>NET YARDS PASSING</b>	248	333
Times thrown - yards lost attempting to pass	3-20	1-6
Gross yards passing	268	339
<b>PASS ATTEMPTS-COMPLETIONS-HAD INTERCEPTED</b>	33-24-1	27-22-0
Avg gain per pass play (inc.# thrown passing)	6.9	11.9
<b>KICKOFFS Number-In End Zone-Touchbacks</b>	3-1-0	6-4-4
<b>PUNTS Number and Average</b>	4-49.3	3-43.0
Had Blocked	0	0
<b>FGs - PATs Had Blocked</b>	0-0	0-0
<b>Net Punting Average</b>	40.5	42.3
<b>TOTAL RETURN YARDAGE (Not Including Kickoffs)</b>	2	43
No. and Yards Punt Returns	1-2	4-35
No. and Yards Kickoff Returns	2-44	2-51
No. and Yards Interception Returns	0-0	1-8
<b>PENALTIES Number and Yards</b>	7-55	9-82
<b>FUMBLES Number and Lost</b>	1-1	0-0
<b>TOUCHDOWNS</b>	1	3
Rushing	0	1
Passing	1	2
<b>EXTRA POINTS Made-Attempts</b>	1-1	2-3
Kicking Made-Attempts	1-1	2-3
<b>FIELD GOALS Made-Attempts</b>	1-2	2-3
<b>RED ZONE EFFICIENCY</b>	1-3-33%	2-4-50%
<b>GOAL TO GO EFFICIENCY</b>	1-3-33%	1-2-50%
<b>SAFETIES</b>	0	0
<b>FINAL SCORE</b>	10	26
<b>TIME OF POSSESSION</b>	25:20	34:40

Oakland Raiders vs Los Angeles Chargers  
10/7/2018 at StubHub Center

## Final Individual Statistics

Oakland Raiders													Los Angeles Chargers												
RUSHING													RUSHING												
	ATT	YDS	AVG	LG	TD								ATT	YDS	AVG	LG	TD								
M.Lynch	9	31	3.4	8	0	M.Gordon	19	58	3.1	16	1														
D.Carr	1	5	5.0	5	0	A.Ekeler	6	15	2.5	12	0														
J.Richard	1	4	4.0	4	0	K.Allen	1	5	5.0	5	0														
D.Martin	2	1	0.5	2	0	M.Williams	1	3	3.0	3	0														
						M.Ingram	1	0	0.0	0	0														
						P.Rivers	3	-2	-0.7	0	0														
Total	13	41	3.2	8	0	Total	31	79	2.5	16	1														
PASSING													PASSING												
	ATT	CMP	YDS	SK/YD	TD	LG	IN	RT					ATT	CMP	YDS	SK/YD	TD	LG	IN	RT					
D.Carr	33	24	268	3/20	1	47	1	94.0					P.Rivers	27	22	339	1/6	2	48	0	143.4				
Total	33	24	268	3/20	1	47	1	94.0					Total	27	22	339	1/6	2	48	0	143.4				
PASS RECEIVING													PASS RECEIVING												
	TAR	REC	YDS	AVG	LG	TD							TAR	REC	YDS	AVG	LG	TD							
J.Richard	6	6	53	8.8	32	0							K.Allen	9	8	90	11.3	19	0						
J.Nelson	4	4	43	10.8	29	1							M.Gordon	4	4	62	15.5	34	0						
S.Roberts	7	4	41	10.3	20	0							Ty.Williams	3	3	66	22.0	48	0						
J.Cook	6	4	20	5.0	9	0							M.Williams	4	3	45	15.0	26	0						
M.Bryant	3	3	91	30.3	47	0							A.Gates	2	2	19	9.5	16	0						
M.Lynch	2	2	10	5.0	7	0							A.Ekeler	3	1	44	44.0	44	1						
A.Cooper	1	1	10	10.0	10	0							V.Green	1	1	13	13.0	13	1						
D.Martin	1	0	0	0.0	0	0																			
D.Carrier	1	0	0	0.0	0	0																			
Total	31	24	268	11.2	47	1							Total	26	22	339	15.4	48	2						
INTERCEPTIONS													INTERCEPTIONS												
	NO	YDS	AVG	LG	TD								NO	YDS	AVG	LG	TD								
Total	0	0	0	0	0	0							M.Ingram	1	8	8.0	8	0							
													Total	1	8	8.0	8	0							
PUNTING													PUNTING												
	NO	YDS	AVG	NET	TB	IN20	LG						NO	YDS	AVG	NET	TB	IN20	LG						
J.Townsend	4	197	49.3	40.5	0	0	51						D.Jones	3	129	43.0	42.3	0	3	59					
Total	4	197	49.3	40.5	0	0	51						Total	3	129	43.0	42.3	0	3	59					
PUNT RETURNS													PUNT RETURNS												
	NO	YDS	AVG	FC	LG	TD							NO	YDS	AVG	FC	LG	TD							
D.Harris	1	2	2.0	2	2	0							D.King	4	35	8.8	0	18	0						
Total	1	2	2.0	2	2	0							Total	4	35	8.8	0	18	0						
KICKOFF RETURNS													KICKOFF RETURNS												
	NO	YDS	AVG	FC	LG	TD							NO	YDS	AVG	FC	LG	TD							
D.Harris	2	44	22.0	0	22	0							D.King	2	51	25.5	0	35	0						
[TOUCHBACK]	4	0	0.0	0	0	0																			
Total	2	44	22.0	0	22	0							Total	2	51	25.5	0	35	0						
Oakland Raiders													Los Angeles Chargers												
FUMBLES													FUMBLES												
	FUM	LOST	OWN-REC	YDS	TD	FORCED	OPP-REC	YDS	TD	OUT-BDS			FUM	LOST	OWN-REC	YDS	TD	FORCED	OPP-REC	YDS	TD	OUT-BDS			
M.Bryant	1	1	0	0	0	0	0	0	0	0			J.Brown	0	0	0	0	0	1	0	0	0	0		
Total	1	1	0	0	0	0	0	0	0	0			J.Addae	0	0	0	0	0	0	1	0	0	0		
													Total	0	0	0	0	0	1	1	0	0	0		





## WEEK 6 RECAP - CHARGERS 38, BROWNS 14

The Los Angeles Chargers beat the Cleveland Browns 38-14 Sunday at FirstEnergy Stadium for their third straight win.

Los Angeles' high-powered offense was paced by running back Melvin Gordon, who scored three touchdowns on 150 total yards, 132 of which came on the ground (7.3 yards per carry). Gordon now has nine total touchdowns on the season. As a team, the Chargers rushed for 246 yards.

Wide receiver Tyrell Williams caught three passes for 118 yards and two touchdowns from Philip Rivers in the span of less than seven minutes in the second quarter. The Chargers manufactured 449 yards of total offense.

Cleveland was overmatched on both sides of the ball. Browns quarterback Baker Mayfield went 22-of-46 for 238 yards, one touchdown and two interceptions -- both by cornerback Desmond King. Mayfield was also sacked five times.

The Browns offense stalled on the game's first series after safety Rayshawn Jenkins and defensive tackle Corey Liuget split a sack on Mayfield. Cornerback Desmond King's 32-yard punt return put Los Angeles' offense at its own 43-yard line.

In five plays, the Chargers went 57 yards for their first opening drive touchdown in 22

games. Gordon's four-yard score put Los Angeles up 7-0 after new kicker Michael Badgley made the extra point.

Mayfield was sacked three times in the first quarter -- 1.5 of them by defensive tackle Damion Square on back-to-back plays. The Browns got on the board at the start of the second quarter with a 33-yard field goal by Greg Joseph to make the score 7-3.

Williams' explosive second quarter started with a 44-yard reception from Rivers. On the next play, Williams -- surrounded by three defenders -- hauled in a 45-yard touchdown. The two-play, 89-yard drive extended Los Angeles' lead to 14-3.

With 57 seconds remaining in the half, Rivers found Williams again -- this time for a 29-yard touchdown on 3rd-and-6. Los Angeles led 21-6 at halftime.

The first of King's two interceptions came with 12:05 remaining in the third quarter. His 33-yard return put Los Angeles at the Browns' 10-yard line. On the next play, Gordon punched it in from 10 yards out to increase the lead to 28-6.

Rivers finished the game 11-of-20 for 207 yards, two touchdowns and an interception before giving way to Geno Smith. Badgley made all five of his extra points and added a 44-yard field goal in the fourth quarter.

	1	2	3	4	OT	Total
VISITOR:	7	14	14	3	0	38
HOME:	0	6	0	8	0	14

## Scoring Plays

Team	Qtr	Time	Play Description (Extra Point) (Drive Info)	Visitor	Home
Chargers	1	10:14	M.Gordon 4 yd. run (M.Badgley kick) (5-57, 2:32)	7	0
Browns	2	12:47	G.Joseph 33 yd. Field Goal (7-18, 2:13)	7	3
Chargers	2	6:34	Ty.Williams 45 yd. pass from P.Rivers (M.Badgley kick) (2-89, 1:12)	14	3
Chargers	2	0:51	Ty.Williams 29 yd. pass from P.Rivers (M.Badgley kick) (6-77, 1:22)	21	3
Browns	2	0:00	G.Joseph 28 yd. Field Goal (8-59, 0:51)	21	6
Chargers	3	11:49	M.Gordon 10 yd. run (M.Badgley kick) (1-10, 0:05)	28	6
Chargers	3	3:12	M.Gordon 11 yd. run (M.Badgley kick) (11-81, 7:10)	35	6
Browns	4	12:26	D.Njoku 1 yd. pass from B.Mayfield (B.Mayfield-A.Callaway pass) (7-42, 1:50)	35	14
Chargers	4	4:15	M.Badgley 44 yd. Field Goal (5--1, 2:37)	38	14

Los Angeles Chargers vs Cleveland Browns  
10/14/2018 at FirstEnergyStadium

## Final Team Statistics

	Visitor Chargers	Home Browns
<b>TOTAL FIRST DOWNS</b>	24	18
By Rushing	15	4
By Passing	7	13
By Penalty	2	1
<b>THIRD DOWN EFFICIENCY</b>	1-9-11%	6-16-38%
<b>FOURTH DOWN EFFICIENCY</b>	0-0-0%	1-3-33%
<b>TOTAL NET YARDS</b>	449	317
Total Offensive Plays (inc. times thrown passing)	58	72
Average gain per offensive play	7.7	4.4
<b>NET YARDS RUSHING</b>	246	103
Total Rushing Plays	36	21
Average gain per rushing play	6.8	4.9
Tackles for a loss-number and yards	4-9	0-0
<b>NET YARDS PASSING</b>	203	214
Times thrown - yards lost attempting to pass	1-12	5-24
Gross yards passing	215	238
<b>PASS ATTEMPTS-COMPLETIONS-HAD INTERCEPTED</b>	21-12-1	46-22-2
Avg gain per pass play (inc.# thrown passing)	9.2	4.2
<b>KICKOFFS Number-In End Zone-Touchbacks</b>	7-4-2	3-2-1
<b>PUNTS Number and Average</b>	5-41.6	6-40.3
Had Blocked	0	0
<b>FGs - PATs Had Blocked</b>	0-0	0-0
<b>Net Punting Average</b>	31.4	34.3
<b>TOTAL RETURN YARDAGE (Not Including Kickoffs)</b>	69	55
No. and Yards Punt Returns	3-36	4-51
No. and Yards Kickoff Returns	2-47	5-120
No. and Yards Interception Returns	2-33	1-4
<b>PENALTIES Number and Yards</b>	10-72	6-53
<b>FUMBLES Number and Lost</b>	2-0	1-0
<b>TOUCHDOWNS</b>	5	1
Rushing	3	0
Passing	2	1
<b>EXTRA POINTS Made-Attempts</b>	5-5	1-1
Kicking Made-Attempts	5-5	0-0
Passing Made-Attempts	0-0	1-1
<b>FIELD GOALS Made-Attempts</b>	1-1	2-2
<b>RED ZONE EFFICIENCY</b>	3-4-75%	1-3-33%
<b>GOAL TO GO EFFICIENCY</b>	2-3-67%	1-2-50%
<b>SAFETIES</b>	0	0
<b>FINAL SCORE</b>	38	14
<b>TIME OF POSSESSION</b>	31:37	28:23

Los Angeles Chargers vs Cleveland Browns  
10/14/2018 at FirstEnergyStadium

## Final Individual Statistics

Los Angeles Chargers													Cleveland Browns												
RUSHING													RUSHING												
	ATT	YDS	AVG	LG	TD								ATT	YDS	AVG	LG	TD								
M.Gordon	18	132	7.3	16	3	D.Johnson							2	36	18.0	23	0								
A.Ekeler	7	60	8.6	20	0	C.Hyde							14	34	2.4	9	0								
K.Allen	4	41	10.3	20	0	N.Chubb							3	25	8.3	19	0								
M.Williams	1	10	10.0	10	0	B.Mayfield							2	8	4.0	6	0								
J.Jackson	3	4	1.3	4	0																				
Ty.Williams	1	1	1.0	1	0																				
G.Smith	2	-2	-1.0	-1	0																				
Total	36	246	6.8	20	3	Total							21	103	4.9	23	0								
PASSING													PASSING												
	ATT	CMP	YDS	SK/YD	TD	LG	IN	RT					ATT	CMP	YDS	SK/YD	TD	LG	IN	RT					
P.Rivers	20	11	207	1/12	2	45	1	103.5	B.Mayfield				46	22	238	5/24	1	32	2	52.6					
G.Smith	1	1	6	0/0	0	8	0	100.0																	
Total	21	12	215	1/12	2	45	1	104.3	Total				46	22	238	5/24	1	32	2	52.6					
PASS RECEIVING													PASS RECEIVING												
	TAR	REC	YDS	AVG	LG	TD							TAR	REC	YDS	AVG	LG	TD							
K.Allen	6	4	62	15.5	20	0	D.Njoku						12	7	55	7.9	22	1							
Ty.Williams	4	3	118	39.3	45	2	D.Ratley						8	6	82	13.7	27	0							
M.Gordon	4	2	18	9.0	14	0	D.Johnson						5	4	73	18.3	32	0							
J.Jackson	1	1	8	8.0	8	0	J.Landry						9	2	11	5.5	7	0							
A.Gates	2	1	5	5.0	5	0	A.Callaway						10	2	9	4.5	9	0							
M.Williams	4	1	4	4.0	4	0	O.Charles						1	1	8	8.0	8	0							
Total	21	12	215	17.9	45	2	Total						45	22	238	10.8	32	1							
INTERCEPTIONS													INTERCEPTIONS												
	NO	YDS	AVG	LG	TD								NO	YDS	AVG	LG	TD								
D.King	2	33	16.5	33	0	C.Kirkey							1	4	4.0	4	0								
Total	2	33	16.5	33	0	Total							1	4	4.0	4	0								
PUNTING													PUNTING												
	NO	YDS	AVG	NET	TB	IN20	LG						NO	YDS	AVG	NET	TB	IN20	LG						
D.Jones	5	208	41.6	31.4	0	0	47	B.Colquitt					6	242	40.3	34.3	0	5	54						
Total	5	208	41.6	31.4	0	0	47	Total					6	242	40.3	34.3	0	5	54						
PUNT RETURNS													PUNT RETURNS												
	NO	YDS	AVG	FC	LG	TD							NO	YDS	AVG	FC	LG	TD							
D.King	2	36	18.0	0	32	0	J.Peppers						4	51	12.8	1	33	0							
K.Allen	1	0	0.0	1	0	0																			
[DOWNED]	2	0	0.0	0	0	0																			
Total	3	36	12.0	1	32	0	Total						4	51	12.8	1	33	0							
KICKOFF RETURNS													KICKOFF RETURNS												
	NO	YDS	AVG	FC	LG	TD							NO	YDS	AVG	FC	LG	TD							
D.King	1	27	27.0	0	27	0	J.Peppers						3	71	23.7	0	27	0							
D.James	1	20	20.0	0	20	0	D.Hillard						1	31	31.0	0	31	0							
[TOUCHBACK]	1	0	0.0	0	0	0	A.Callaway						1	18	18.0	0	18	0							
Total	2	47	23.5	0	27	0	Total						2	0	0.0	0	0	0							
							[TOUCHBACK]						5	120	24.0	0	31	0							

## Los Angeles Chargers

FUMBLES	FUM	LOST	OWN-REC	YDS	TD	FORCED	OPP-REC	YDS	TD	OUT-BDS
K.Allen	2	0	1	-19	0	0	0	0	0	0
A.Ekeler	0	0	1	0	0	0	0	0	0	0
Total	2	0	2	-19	0	0	0	0	0	0

## Cleveland Browns

FUMBLES	FUM	LOST	OWN-REC	YDS	TD	FORCED	OPP-REC	YDS	TD	OUT-BDS
J.Peppers	1	0	1	0	0	0	0	0	0	0
Total	1	0	1	0	0	0	0	0	0	0



## WEEK 7 RECAP - CHARGERS 20, TITANS 19

The Chargers improved to 5-2 Sunday after beating the Tennessee Titans 20-19 at Wembley Stadium in London.

The game was decided when safety Adrian Phillips tipped Titans quarterback Marcus Mariota's pass on a two-point conversion attempt after tight end Luke Stocker scored a touchdown with 35 seconds remaining.

Quarterback Philip Rivers went 19-of-26 for 306 yards and two long touchdown passes to a pair of Williams. Tyrell Williams had 118 receiving yards for the second straight game, while Mike Williams added 55 receiving yards on his fourth touchdown of the season.

Running back Austin Ekeler had 68 total yards on 17 touches in place of Melvin Gordon, who was inactive with a hamstring injury.

Tennessee struck first on an 11-play, 55-yard drive to open the game. Ryan Succop's 28-yard field goal gave the Titans an early 3-0 lead.

It didn't take long for Los Angeles to respond, though. On the offense's first play from scrimmage, Rivers hooked up with wide receiver Tyrell Williams for a 75-yard touchdown. Michael Badgley's extra point made it 7-3 Chargers.

After a three-and-out which included a sack by defensive tackle Darius Philon, the

Chargers' offense put together a 10-play drive ending in a 29-yard Badgley field goal. Los Angeles led 10-3 after the first quarter.

The Titans added another field goal and were threatening to score again before the half. With 39 seconds remaining, linebacker Denzel Perryman picked off a Melvin Ingram-deflected Mariota pass at Los Angeles' four-yard line and returned it 16 yards. The Chargers entered halftime with a 10-6 lead.

Los Angeles' quick-strike offense opened the second half with a three-play, 75-yard drive. This time, Rivers went deep to wide receiver Mike Williams for a 55-yard touchdown to make the score 17-6.

A 37-yard kick return by Darius Jennings coupled with an unnecessary roughness penalty by safety Rayshawn Jenkins set Tennessee up at the Chargers' 42-yard line on its next possession. Seven plays later, running back Derrick Henry scored from one-yard out to close the gap to 17-13.

The Chargers added another Badgley field goal -- this one from 28 yards out -- to increase their lead to 20-13. In two games, Badgley has been perfect on field goals (3-of-3) and extra points (7-of-7).

VISITOR:	Tennessee Titans	3	3	7	6	0	19
HOME:	Los Angeles Chargers	10	0	7	3	0	20

### Scoring Plays

Team	Qtr	Time	Play Description (Extra Point) (Drive Info)	Visitor	Home
Titans	1	9:44	R.Succop 28 yd. Field Goal (11-55, 5:16)	3	0
Chargers	1	9:35	Ty.Williams 75 yd. pass from P.Rivers (M.Badgley kick) (1-75, 0:09)	3	7
Chargers	1	1:48	M.Badgley 29 yd. Field Goal (10-67, 5:07)	3	10
Titans	2	12:51	R.Succop 33 yd. Field Goal (8-50, 3:57)	6	10
Chargers	3	13:46	M.Williams 55 yd. pass from P.Rivers (M.Badgley kick) (3-75, 1:14)	6	17
Titans	3	9:43	D.Henry 1 yd. run (R.Succop kick) (7-42, 4:03)	13	17
Chargers	4	12:29	M.Badgley 28 yd. Field Goal (14-56, 6:27)	13	20
Titans	4	0:31	L.Stocker 1 yd. pass from M.Mariota (pass failed) (13-89, 4:24)	19	20
Paid Attendance: 84,301				Time: 2:54	

Tennessee Titans vs Los Angeles Chargers  
10/21/2018 at Wembley Stadium

### Final Team Statistics

	Visitor Titans	Home Chargers
<b>TOTAL FIRST DOWNS</b>	23	14
By Rushing	7	2
By Passing	16	12
By Penalty	0	0
<b>THIRD DOWN EFFICIENCY</b>	9-15-60%	4-9-44%
<b>FOURTH DOWN EFFICIENCY</b>	1-1-100%	0-0-0%
<b>TOTAL NET YARDS</b>	390	344
Total Offensive Plays (inc. times thrown passing)	67	44
Average gain per offensive play	5.8	7.8
<b>NET YARDS RUSHING</b>	164	47
Total Rushing Plays	33	16
Average gain per rushing play	5.0	2.9
Tackles for a loss-number and yards	4-6	1-3
<b>NET YARDS PASSING</b>	226	297
Times thrown - yards lost attempting to pass	2-11	2-9
Gross yards passing	237	306
<b>PASS ATTEMPTS-COMPLETIONS-HAD INTERCEPTED</b>	32-24-1	26-19-0
Avg gain per pass play (inc. # thrown passing)	6.6	10.6
<b>KICKOFFS Number-In End Zone-Touchbacks</b>	5-3-2	5-1-0
<b>PUNTS Number and Average</b>	2-51.5	3-38.3
Had Blocked	0	0
<b>FGs - PATs Had Blocked</b>	0-0	0-0
<b>Net Punting Average</b>	44.5	38.3
<b>TOTAL RETURN YARDAGE (Not Including Kickoffs)</b>	0	30
No. and Yards Punt Returns	1-0	2-14
No. and Yards Kickoff Returns	5-156	2-47
No. and Yards Interception Returns	0-0	1-16
<b>PENALTIES Number and Yards</b>	4-32	4-31
<b>FUMBLES Number and Lost</b>	0-0	0-0
<b>TOUCHDOWNS</b>	2	2
Rushing	1	0
Passing	1	2
<b>EXTRA POINTS Made-Attempts</b>	1-2	2-2
Kicking Made-Attempts	1-1	2-2
Passing Made-Attempts	0-1	0-0
<b>FIELD GOALS Made-Attempts</b>	2-3	2-2
<b>RED ZONE EFFICIENCY</b>	2-5-40%	0-2-0%
<b>GOAL TO GO EFFICIENCY</b>	2-3-67%	0-0-0%
<b>SAFETIES</b>	0	0
<b>FINAL SCORE</b>	19	20
<b>TIME OF POSSESSION</b>	35:23	24:37

Tennessee Titans vs Los Angeles Chargers  
10/21/2018 at Wembley Stadium

### Final Individual Statistics

Tennessee Titans											Los Angeles Chargers										
RUSHING											RUSHING										
	ATT	YDS	AVG	LG	TD							ATT	YDS	AVG	LG	TD					
D.Lewis	13	91	7.0	36	0	A.Ekeler					12	42	3.5	11	0						
M.Mariota	7	38	5.4	11	0	J.Jackson					2	3	1.5	2	0						
D.Henry	12	33	2.8	7	1	M.Williams					1	3	3.0	3	0						
D.Fluellen	1	2	2.0	2	0	P.Rivers					1	-1	-1.0	-1	0						
Total	33	164	5.0	36	1	Total					16	47	2.9	11	0						
PASSING											PASSING										
	ATT	CMP	YDS	SK/YD	TD	LG	IN	RT				ATT	CMP	YDS	SK/YD	TD	LG	IN	RT		
M.Mariota	32	24	237	2/11	1	21	1	92.8	P.Rivers			26	19	306	2/9	2	75	0	137.7		
Total	32	24	237	2/11	1	21	1	92.8	Total			26	19	306	2/9	2	75	0	137.7		
PASS RECEIVING											PASS RECEIVING										
	TAR	REC	YDS	AVG	LG	TD						TAR	REC	YDS	AVG	LG	TD				
T.Sharpe	9	7	101	14.4	19	0	K.Allen				5	5	72	14.4	24	0					
D.Lewis	6	6	64	10.7	21	0	A.Ekeler				7	5	26	5.2	11	0					
C.Davis	7	3	10	3.3	5	0	Ty.Williams				4	4	118	29.5	75	1					
D.Henry	2	2	32	16.0	21	0	A.Gates				3	2	11	5.5	7	0					
J.Smith	3	2	11	5.5	8	0	M.Williams				3	1	55	55.0	55	1					
L.Stocker	2	2	11	5.5	10	1	T.Benjamin				1	1	13	13.0	13	0					
T.Taylor	2	1	8	8.0	8	0	J.Jackson				1	1	11	11.0	11	0					
C.Batson	1	1	0	0.0	0	0	V.Green				1	0	0	0.0	0	0					
Total	32	24	237	9.9	21	1	Total				25	19	306	16.1	75	2					
INTERCEPTIONS											INTERCEPTIONS										
	NO	YDS	AVG	LG	TD							NO	YDS	AVG	LG	TD					
Total	0	0	0	0	0	0	D.Perryman				1	16	16.0	16	0						
							Total				1	16	16.0	16	0						
PUNTING											PUNTING										
	NO	YDS	AVG	NET	TB	IN20	LG					NO	YDS	AVG	NET	TB	IN20	LG			
B.Kern	2	103	51.5	44.5	0	0	54	D.Jones			3	115	38.3	38.3	0	3	43				
Total	2	103	51.5	44.5	0	0	54	Total			3	115	38.3	38.3	0	3	43				
PUNT RETURNS											PUNT RETURNS										
	NO	YDS	AVG	FC	LG	TD						NO	YDS	AVG	FC	LG	TD				
A.Jackson	1	0	0.0	1	0	0	D.King				2	14	7.0	0	12	0					
[DOWNED]	1	0	0.0	0	0	0															
Total	1	0	0.0	1	0	0	Total				2	14	7.0	0	12	0					
KICKOFF RETURNS											KICKOFF RETURNS										
	NO	YDS	AVG	FC	LG	TD						NO	YDS	AVG	FC	LG	TD				
D.Jennings	5	156	31.2	0	37	0	D.King				2	47	23.5	0	30	0					
Total	5	156	31.2	0	37	0	[TOUCHBACK]				2	0	0.0	0	0	0					
							Total				2	47	23.5	0	30	0					
Tennessee Titans FUMBLES											Los Angeles Chargers FUMBLES										
	FUM	LOST	OWN-REC	YDS	TD	FORCED	OPP-REC	YDS	TD	OUT-BDS		FUM	LOST	OWN-REC	YDS	TD	FORCED	OPP-REC	YDS	TD	OUT-BDS
Total	0	0	0	0	0	0	0	0	0	0	Total	0	0	0	0	0	0	0	0	0	0



# WEEK 9 RECAP - CHARGERS 25, SEAHAWKS 17

The Los Angeles Chargers beat the Seattle Seahawks 25-17 Sunday at CenturyLink Field for their fifth straight win.

In perhaps the most difficult place in the NFL to play as the opponent, the Chargers improved to 6-2 – their best start since 2006. Quarterback Philip Rivers went 13-of-26 for 228 yards and two touchdowns in his 200th consecutive start.

Running back Melvin Gordon rushed for 113 yards and a touchdown on 16 carries after missing Los Angeles' last game with a hamstring injury. Wide receiver Keenan Allen had a season-high 124 receiving yards on six receptions.

Down eight in the fourth quarter, the Seahawks had the ball at the Chargers' one-yard line with one untimed down remaining before Seattle was called for a false start. On the final play, a Russell Wilson pass to wide receiver David Moore was incomplete in the end zone.

Seattle opened the game with a 13-play, 75-yard touchdown drive that took up over eight minutes of the clock. After nine rushes in 12 plays, Wilson's 10-yard strike to wide receiver Jaron Brown gave the Seahawks an early 7-0 lead.

Los Angeles responded with a 10-play, 94-yard touchdown drive that began with a

28-yard rush by Allen. On the last play of the first quarter, Rivers found wide receiver Tyrell Williams for a 12-yard score, but kicker Caleb Sturgis missed the extra point.

Seattle led 7-6 entering the second quarter. For Williams, it was his fourth touchdown in the last three games. For the Chargers, it was their third straight game with an opening drive touchdown.

After forcing a three-and-out, Los Angeles needed just four plays to get back in the end zone. Gordon's 34-yard rushing touchdown – set up by a 54-yard Allen reception from Rivers – put the Chargers up 12-7. Their two-point conversion attempt was no good.

Later in the quarter, Rivers orchestrated the Bolts' third touchdown drive of the half. This time, he found wide receiver Mike Williams, who tightroped the sideline 30 yards for his fifth touchdown of the season.

The Chargers led 19-10 at halftime. Their final two touchdown drives of the first half took up just 1:59 of the clock combined.

In the fourth quarter, cornerback Desmond King intercepted Wilson and returned it 42 yards for a touchdown to put the Chargers up 25-10.

	1	2	3	4	OT	Total
VISITOR: Los Angeles Chargers	6	13	0	6	0	25
HOME: Seattle Seahawks	7	3	0	7	0	17

## Scoring Plays

Team	Qtr	Time	Play Description (Extra Point) (Drive Info)	Visitor	Home
Seahawks	1	6:55	J.Brown 10 yd. pass from R.Wilson (S.Janikowski kick) (13-75, 8:05)	0	7
Chargers	1	0:00	Ty.Williams 12 yd. pass from P.Rivers (kick failed, wl) (10-94, 6:55)	6	7
Chargers	2	11:36	M.Gordon 34 yd. run (pass failed) (4-83, 1:04)	12	7
Chargers	2	1:10	M.Williams 30 yd. pass from P.Rivers (C.Sturgis kick) (5-65, 0:55)	19	7
Seahawks	2	0:00	S.Janikowski 44 yd. Field Goal (8-49, 1:10)	19	10
Chargers	4	6:44	D.King 42 yd. interception return (kick failed, wl)	25	10
Seahawks	4	1:50	N.Vannett 6 yd. pass from R.Wilson (S.Janikowski kick) (14-54, 4:54)	25	17
Paid Attendance: 68,989					Time: 3:06

Los Angeles Chargers vs Seattle Seahawks  
11/4/2018 at CenturyLink Field

## Final Team Statistics

	Visitor Chargers	Home Seahawks
<b>TOTAL FIRST DOWNS</b>	18	25
By Rushing	6	11
By Passing	11	10
By Penalty	1	4
<b>THIRD DOWN EFFICIENCY</b>	2-9-22%	4-15-27%
<b>FOURTH DOWN EFFICIENCY</b>	0-0-0%	3-3-100%
<b>TOTAL NET YARDS</b>	375	356
Total Offensive Plays (inc. times thrown passing)	50	75
Average gain per offensive play	7.5	4.7
<b>NET YARDS RUSHING</b>	160	154
Total Rushing Plays	22	32
Average gain per rushing play	7.3	4.8
Tackles for a loss-number and yards	3-5	3-7
<b>NET YARDS PASSING</b>	215	202
Times thrown - yards lost attempting to pass	2-13	4-33
Gross yards passing	228	235
<b>PASS ATTEMPTS-COMPLETIONS-HAD INTERCEPTED</b>	26-13-0	39-26-1
Avg gain per pass play (inc. # thrown passing)	7.7	4.7
<b>KICKOFFS Number-In End Zone-Touchbacks</b>	5-3-2	3-1-0
<b>PUNTS Number and Average</b>	6-43.0	6-52.8
Had Blocked	0	0
<b>FGs - PATs Had Blocked</b>	0-0	0-0
<b>Net Punting Average</b>	42.3	50.0
<b>TOTAL RETURN YARDAGE (Not Including Kickoffs)</b>	59	4
No. and Yards Punt Returns	4-17	3-4
No. and Yards Kickoff Returns	2-22	3-69
No. and Yards Interception Returns	1-42	0-0
<b>PENALTIES Number and Yards</b>	12-105	10-83
<b>FUMBLES Number and Lost</b>	1-0	1-0
<b>TOUCHDOWNS</b>	4	2
Rushing	1	0
Passing	2	2
Interceptions	1	0
<b>EXTRA POINTS Made-Attempts</b>	1-4	2-2
Kicking Made-Attempts	1-3	2-2
Passing Made-Attempts	0-1	0-0
<b>FIELD GOALS Made-Attempts</b>	0-1	1-2
<b>RED ZONE EFFICIENCY</b>	1-1-100%	2-3-67%
<b>GOAL TO GO EFFICIENCY</b>	0-0-0%	2-3-67%
<b>SAFETIES</b>	0	0
<b>FINAL SCORE</b>	25	17
<b>TIME OF POSSESSION</b>	24:19	35:41

Los Angeles Chargers vs Seattle Seahawks  
11/4/2018 at CenturyLink Field

## Final Individual Statistics

Los Angeles Chargers											Seattle Seahawks											
RUSHING											RUSHING											
	ATT	YDS	AVG	LG	TD							ATT	YDS	AVG	LG	TD						
M.Gordon	16	113	7.1	34	1	M.Davis	15	62	4.1	12	0											
K.Allen	2	28	14.0	28	0	R.Wilson	5	41	8.2	16	0											
A.Ekeler	3	21	7.0	16	0	C.Carson	8	40	5.0	15	0											
T.Benjamin	1	-2	-2.0	-2	0	R.Penny	4	11	2.8	9	0											
Total	22	160	7.3	34	1	Total	32	154	4.8	16	0											
PASSING											PASSING											
	ATT	CMP	YDS	SK/YD	TD	LG	IN	RT				ATT	CMP	YDS	SK/YD	TD	LG	IN	RT			
P.Rivers	26	13	228	2/13	2	54	0	105.9				R.Wilson	39	26	235	4/33	2	42	1	89.2		
Total	26	13	228	2/13	2	54	0	105.9				Total	39	26	235	4/33	2	42	1	89.2		
PASS RECEIVING											PASS RECEIVING											
	TAR	REC	YDS	AVG	LG	TD						TAR	REC	YDS	AVG	LG	TD					
K.Allen	10	6	124	20.7	54	0	M.Davis	8	7	45	6.4	10	0									
V.Green	3	2	28	14.0	22	0	N.Vannett	8	6	52	8.7	11	1									
Ty.Williams	3	2	23	11.5	12	1	D.Baldwin	4	4	77	19.3	42	0									
M.Williams	3	1	30	30.0	30	1	T.Lockett	4	3	22	7.3	9	0									
A.Ekeler	2	1	13	13.0	13	0	R.Penny	3	3	13	4.3	6	0									
M.Gordon	4	1	10	10.0	10	0	D.Moore	7	2	16	8.0	9	0									
T.Benjamin	1	0	0	0.0	0	0	J.Brown	2	1	10	10.0	10	1									
							E.Dickson	1	0	0	0.0	0	0									
Total	26	13	228	17.5	54	2	Total	37	26	235	9.0	42	2									
INTERCEPTIONS											INTERCEPTIONS											
	NO	YDS	AVG	LG	TD							NO	YDS	AVG	LG	TD						
D.King	1	42	42.0	42	1																	
Total	1	42	42.0	42	1	Total						0	0	0	0	0						
PUNTING											PUNTING											
	NO	YDS	AVG	NET	TB	IN20	LG					NO	YDS	AVG	NET	TB	IN20	LG				
D.Jones	6	258	43.0	42.3	0	2	53					M.Dickson	6	317	52.8	50.0	0	4	61			
Total	6	258	43.0	42.3	0	2	53					Total	6	317	52.8	50.0	0	4	61			
PUNT RETURNS											PUNT RETURNS											
	NO	YDS	AVG	FC	LG	TD						NO	YDS	AVG	FC	LG	TD					
D.King	4	17	4.3	0	17	0	T.Lockett	3	4	1.3	0	6	0									
[OUT OF BOUNDS]	2	0	0.0	0	0	0	[OUT OF BOUNDS]	3	0	0.0	0	0	0									
Total	4	17	4.3	0	17	0	Total	3	4	1.3	0	6	0									
KICKOFF RETURNS											KICKOFF RETURNS											
	NO	YDS	AVG	FC	LG	TD						NO	YDS	AVG	FC	LG	TD					
D.King	2	22	11.0	0	14	0	R.Penny	2	35	17.5	0	19	0									
							T.Lockett	1	34	34.0	0	34	0									
							[TOUCHBACK]	2	0	0.0	0	0	0									
Total	2	22	11.0	0	14	0	Total	3	69	23.0	0	34	0									
Los Angeles Chargers											Seattle Seahawks											
FUMBLES											FUMBLES											
	FUM	LOST	OWN-REC	YDS	TD	FORCED	OPP-REC	YDS	TD	OUT-BDS		FUM	LOST	OWN-REC	YDS	TD	FORCED	OPP-REC	YDS	TD	OUT-BDS	
D.King	1	0		1	0	0	0	0	0	0		R.Wilson	1	0		1	0	0	0	0	0	0
Total	1	0		1	0	0	0	0	0	0		Total	1	0		1	0	0	0	0	0	0



# WEEK 10 RECAP - CHARGERS 20, RAIDERS 6

The Los Angeles Chargers improved to 7-2 Sunday after beating the Raiders 20-6 at Oakland-Alameda County Coliseum.

It was Los Angeles' sixth-straight win and capped off a 4-0 record since Week 5, which was the team's last game from ROKiT Field at StubHub Center. Running back Melvin Gordon had 165 total yards, including a 66-yard touchdown reception on the opening possession of the second half. Gordon has at least 120 total yards and a touchdown in his last five games -- all Chargers wins.

Philip Rivers finished 18-of-26 for 223 yards, two touchdowns and an interception. The defense held Oakland out of the end zone and sacked quarterback Derek Carr four times.

The Raiders executed a successful fake punt on the game's opening possession when punter Johnny Townsend raced 42 yards to Los Angeles' 21-yard line. Faced with a fourth-and-goal at the one-yard line, safety Derwin James stopped wide receiver Dwayne Harris on a jet sweep and the Chargers' took over on downs.

Los Angeles went three-and out on its only two possessions of the first quarter. A 46-yard field goal by Raiders kicker Daniel Carlson put Oakland up 3-0 after one.

With the Raiders threatening to increase their lead at the Chargers' 21-yard line, defensive end Melvin Ingram sacked Derek Carr, who fumbled. The ball was scooped up by defensive tackle Corey Liuget and he returned it 24 yards to Oakland's 40-yard line. The turnover resulted in a 27-yard Michael Badgley field goal, which tied the game 3-3.

After forcing a three-and-out on Oakland's next possession, the Chargers continued their domination in the second quarter. A nine-play, 81-yard drive ending in an 11-yard touchdown reception by wide receiver Keenan Allen put Los Angeles up 10-3 at halftime. The Chargers have outscored their opponents 89-34 in the second quarter this season.

Gordon's touchdown was the only score in the third quarter. Los Angeles went up 20-6 in the fourth quarter on a 41-yard field goal by Badgley, who set a team record for most points (24) without a missed kick through three games.

Defensive end Isaac Rochell notched 1.5 sacks. He now has 4.5 sacks in his last five games. Allen caught six balls for 57 yards and scored his first touchdown since Week 1.

	1	2	3	4	OT	Total
VISITOR: Los Angeles Chargers	0	10	7	3	0	20
HOME: Oakland Raiders	3	0	0	3	0	6

## Scoring Plays

Team	Qtr	Time	Play Description (Extra Point) (Drive Info)	Visitor	Home
Raiders	1	2:51	D.Carlson 46 yd. Field Goal (8-32, 3:34)	0	3
Chargers	2	5:47	M.Badgley 27 yd. Field Goal (11-31, 5:23)	3	3
Chargers	2	0:24	K.Allen 11 yd. pass from P.Rivers (M.Badgley kick) (8-91, 3:09)	10	3
Chargers	3	12:32	M.Gordon 66 yd. pass from P.Rivers (M.Badgley kick) (4-77, 2:28)	17	3
Raiders	4	14:49	D.Carlson 30 yd. Field Goal (9-69, 3:04)	17	6
Chargers	4	7:12	M.Badgley 41 yd. Field Goal (12-57, 7:37)	20	6

Paid Attendance: 54,750

Time: 2:51

Los Angeles Chargers vs Oakland Raiders  
11/11/2018 at Oakland-Alameda County Coliseum

## Final Team Statistics

	Visitor Chargers	Home Raiders
<b>TOTAL FIRST DOWNS</b>	16	16
By Rushing	7	3
By Passing	8	12
By Penalty	1	1
<b>THIRD DOWN EFFICIENCY</b>	2-10-20%	5-15-33%
<b>FOURTH DOWN EFFICIENCY</b>	1-1-100%	1-3-33%
<b>TOTAL NET YARDS</b>	335	317
Total Offensive Plays (inc. times thrown passing)	53	63
Average gain per offensive play	6.3	5.0
<b>NET YARDS RUSHING</b>	113	114
Total Rushing Plays	26	22
Average gain per rushing play	4.3	5.2
Tackles for a loss-number and yards	1-2	2-7
<b>NET YARDS PASSING</b>	222	203
Times thrown - yards lost attempting to pass	1-1	4-40
Gross yards passing	223	243
<b>PASS ATTEMPTS-COMPLETIONS-HAD INTERCEPTED</b>	26-18-1	37-24-0
Avg gain per pass play (inc. # thrown passing)	8.2	5.0
<b>KICKOFFS Number-In End Zone-Touchbacks</b>	5-1-0	3-1-1
<b>PUNTS Number and Average</b>	4-42.8	3-54.0
Had Blocked	0	0
<b>FGs - PATs Had Blocked</b>	0-0	0-0
<b>Net Punting Average</b>	40.8	49.0
<b>TOTAL RETURN YARDAGE (Not Including Kickoffs)</b>	15	8
No. and Yards Punt Returns	2-15	3-8
No. and Yards Kickoff Returns	2-41	5-96
No. and Yards Interception Returns	0-0	1-0
<b>PENALTIES Number and Yards</b>	6-70	6-55
<b>FUMBLES Number and Lost</b>	0-0	1-1
<b>TOUCHDOWNS</b>	2	0
Rushing	0	0
Passing	2	0
<b>EXTRA POINTS Made-Attempts</b>	2-2	0-0
Kicking Made-Attempts	2-2	0-0
<b>FIELD GOALS Made-Attempts</b>	2-2	2-2
<b>RED ZONE EFFICIENCY</b>	1-3-33%	0-3-0%
<b>GOAL TO GO EFFICIENCY</b>	0-0-0%	0-1-0%
<b>SAFETIES</b>	0	0
<b>FINAL SCORE</b>	20	6
<b>TIME OF POSSESSION</b>	28:50	31:10

Los Angeles Chargers vs Oakland Raiders  
11/11/2018 at Oakland-Alameda County Coliseum

## Final Individual Statistics

Los Angeles Chargers											Oakland Raiders										
RUSHING											RUSHING										
	ATT	YDS	AVG	LG	TD							ATT	YDS	AVG	LG	TD					
M.Gordon	18	93	5.2	15	0	D.Martin					15	61	4.1	16	0						
A.Ekeler	3	19	6.3	9	0	J.Townsend					1	42	42.0	42	0						
D.Watt	2	2	1.0	2	0	J.Richard					3	7	2.3	6	0						
P.Rivers	1	1	1.0	1	0	D.Carr					2	2	1.0	3	0						
M.Williams	1	0	0.0	0	0	M.Bryant					1	2	2.0	2	0						
T.Benjamin	1	-2	-2.0	-2	0																
Total	26	113	4.3	15	0	Total					22	114	5.2	42	0						
PASSING											PASSING										
	ATT	CMP	YDS	SK/YD	TD	LG	IN	RT				ATT	CMP	YDS	SK/YD	TD	LG	IN	RT		
P.Rivers	26	18	223	1/1	2	66	1	105.1	D.Carr			37	24	243	4/40	0	31	0	83.5		
Total	26	18	223	1/1	2	66	1	105.1	Total			37	24	243	4/40	0	31	0	83.5		
PASS RECEIVING											PASS RECEIVING										
	TAR	REC	YDS	AVG	LG	TD					TAR	REC	YDS	AVG	LG	TD					
K.Allen	9	6	57	9.5	18	1	J.Richard				6	5	52	10.4	20	0					
M.Gordon	6	5	72	14.4	66	1	J.Cook				9	4	52	13.0	31	0					
Ty.Williams	6	4	46	11.5	31	0	B.LaFell				6	4	47	11.8	15	0					
V.Green	3	2	30	15.0	23	0	S.Roberts				3	3	39	13.0	15	0					
A.Gates	2	1	18	18.0	18	0	D.Martin				3	3	31	10.3	23	0					
							M.Bryant				3	3	17	5.7	8	0					
							D.Carrier				3	1	5	5.0	5	0					
							D.Harris				1	1	0	0.0	0	0					
							J.Nelson				1	0	0	0.0	0	0					
Total	26	18	223	12.4	66	2	Total				35	24	243	10.1	31	0					
INTERCEPTIONS											INTERCEPTIONS										
	NO	YDS	AVG	LG	TD							NO	YDS	AVG	LG	TD					
							M.Gilchrist				1	0	0.0	0	0						
Total	0	0	0	0	0	0	Total				1	0	0.0	0	0						
PUNTING											PUNTING										
	NO	YDS	AVG	NET	TB	IN20	LG					NO	YDS	AVG	NET	TB	IN20	LG			
D.Jones	4	171	42.8	40.8	0	1	47	J.Townsend			3	162	54.0	49.0	0	1	57				
Total	4	171	42.8	40.8	0	1	47	Total			3	162	54.0	49.0	0	1	57				
PUNT RETURNS											PUNT RETURNS										
	NO	YDS	AVG	FC	LG	TD						NO	YDS	AVG	FC	LG	TD				
T.Benjamin	2	15	7.5	1	8	0	D.Harris				3	8	2.7	1	6	0					
Total	2	15	7.5	1	8	0	Total				3	8	2.7	1	6	0					
KICKOFF RETURNS											KICKOFF RETURNS										
	NO	YDS	AVG	FC	LG	TD						NO	YDS	AVG	FC	LG	TD				
D.King	2	41	20.5	0	22	0	D.Harris				5	96	19.2	0	25	0					
[TOUCHBACK]	1	0	0.0	0	0	0															
Total	2	41	20.5	0	22	0	Total				5	96	19.2	0	25	0					

### Los Angeles Chargers

FUMBLES	FUM	LOST	OWN-REC	YDS	TD	FORCED	OPP-REC	YDS	TD	OUT-BDS
M.Ingram	0	0	0	0	0	1	0	0	0	0
C.Liuget	0	0	0	0	0	0	1	24	0	0
Total	0	0	0	0	0	1	1	24	0	0

### Oakland Raiders

FUMBLES	FUM	LOST	OWN-REC	YDS	TD	FORCED	OPP-REC	YDS	TD	OUT-BDS
D.Carr	1	1	0	0	0	0	0	0	0	0
Total	1	1	0	0	0	0	0	0	0	0





## WEEK 11 RECAP - BRONCOS 23, CHARGERS 22

In the first game from ROKiT Field at StubHub Center since Week 5, the Chargers fell 23-22 Sunday to the Denver Broncos.

Broncos kicker Brandon McManus made a 34-yard field goal as time expired to end the Chargers' six-game winning streak.

Running back Melvin Gordon totaled 156 yards – his sixth-straight game with at least 120 yards from scrimmage. Quarterback Philip Rivers finished 28-of-43 for 401 yards, two touchdowns and two interceptions. Rivers has thrown at least two touchdowns in every game this season. It wasn't enough, though, to overcome two turnovers and 14 penalties.

Defensive end Joey Bosa added a quarterback hit and a tackle in his 2018 debut.

After forcing a three-and-out to start the game, the Chargers' offense put together a 13-play, 49-yard drive that included a pair of third-down catches by wide receiver Keenan Allen. Michael Badgley's 46-yard field goal gave Los Angeles an early 3-0 lead.

The Bolts' defense forced another fourth down when Bosa chased down quarterback Case Keenum, causing him to throw an incomplete pass while running out of bounds. Denver held the ball for just 4:09 of the opening quarter.

Rivers connected with five different receivers for 121 yards in the first quarter, but the Chargers committed seven penalties for 50 yards. They led 6-0 after Badgley's second field goal of the day – this one from 45-yards out.

The Broncos took the lead when undrafted rookie running back Phillip Lindsay raced 41 yards for the team's first score of the day. The touchdown was aided by a fake punt that kept Denver's drive alive.

The Broncos responded with 13 unanswered points. Their first score was set up by a Von Miller interception and a 42-yard return to the Chargers' 18-yard line. A three-yard Royce Freeman touchdown cut Los Angeles' lead to 19-14.

Denver's second score of the half was set up by a 39-yard catch-and-run by rookie wide receiver Courtland Sutton. A two-yard touchdown rush by Lindsay gave the Broncos a 20-19 lead after their two-point conversion failed.

On its next possession, Los Angeles regained the lead 22-20 with an eight-play, 60-yard drive ending in a 30-yard Badgley field goal. The next score of the game would be McManus' game winner.

		1	2	3	4	OT	Total
VISITOR:	Denver Broncos	0	7	7	9	0	23
HOME:	Los Angeles Chargers	6	7	6	3	0	22

## Scoring Plays

Team	Qtr	Time	Play Description (Extra Point) (Drive Info)	Visitor	Home
Chargers	1	7:00	M.Badgley 46 yd. Field Goal (13-52, 6:47)	0	3
Chargers	1	0:39	M.Badgley 45 yd. Field Goal (8-55, 4:04)	0	6
Broncos	2	12:05	P.Lindsay 41 yd. run (B.McManus kick) (7-70, 3:34)	7	6
Chargers	2	2:39	K.Allen 4 yd. pass from P.Rivers (M.Badgley kick) (9-84, 4:14)	7	13
Chargers	3	9:56	A.Gates 6 yd. pass from P.Rivers (kick failed, wl) (9-75, 5:04)	7	19
Broncos	3	2:24	R.Freeman 3 yd. run (B.McManus kick) (3-18, 1:21)	14	19
Broncos	4	12:17	P.Lindsay 2 yd. run (run failed) (7-73, 3:33)	20	19
Chargers	4	6:47	M.Badgley 30 yd. Field Goal (8-60, 5:30)	20	22
Broncos	4	0:00	B.McManus 34 yd. Field Goal (7-76, 1:51)	23	22

Denver Broncos vs Los Angeles Chargers  
11/18/2018 at StubHub Center

## Final Team Statistics

	Visitor Broncos	Home Chargers
TOTAL FIRST DOWNS	16	26
By Rushing	6	5
By Passing	7	18
By Penalty	3	3
THIRD DOWN EFFICIENCY	3-10-30%	9-15-60%
FOURTH DOWN EFFICIENCY	1-2-50%	0-0-0%
TOTAL NET YARDS	325	479
Total Offensive Plays (inc. times thrown passing)	52	72
Average gain per offensive play	6.3	6.7
NET YARDS RUSHING	108	95
Total Rushing Plays	19	26
Average gain per rushing play	5.7	3.7
Tackles for a loss-number and yards	0-0	2-5
NET YARDS PASSING	217	384
Times thrown - yards lost attempting to pass	0-0	3-17
Gross yards passing	217	401
PASS ATTEMPTS-COMPLETIONS-HAD INTERCEPTED	33-20-0	43-28-2
Avg gain per pass play (inc.# thrown passing)	6.6	8.3
KICKOFFS Number-In End Zone-Touchbacks	4-3-1	6-4-2
PUNTS Number and Average	5-44.8	2-39.0
Had Blocked	0	0
FGs - PATs Had Blocked	0-0	0-0
Net Punting Average	40.4	39.0
TOTAL RETURN YARDAGE (Not Including Kickoffs)	42	2
No. and Yards Punt Returns	0-0	1-2
No. and Yards Kickoff Returns	4-64	3-70
No. and Yards Interception Returns	2-42	0-0
PENALTIES Number and Yards	7-43	14-120
FUMBLES Number and Lost	0-0	0-0
TOUCHDOWNS	3	2
Rushing	3	0
Passing	0	2
EXTRA POINTS Made-Attempts	2-3	1-2
Kicking Made-Attempts	2-2	1-2
Rushing Made-Attempts	0-1	0-0
FIELD GOALS Made-Attempts	1-1	3-3
RED ZONE EFFICIENCY	2-4-50%	2-3-67%
GOAL TO GO EFFICIENCY	2-2-100%	2-2-100%
SAFETIES	0	0
FINAL SCORE	23	22

Denver Broncos vs Los Angeles Chargers  
11/18/2018 at StubHub Center

## Final Individual Statistics

Denver Broncos											Los Angeles Chargers																						
RUSHING											RUSHING																						
	ATT	YDS	AVG	LG	TD		RUSHING						ATT	YDS	AVG	LG	TD																
P.Lindsay	11	79	7.2	41	2	M.Gordon	18	69	3.8	20	0																						
R.Freeman	7	23	3.3	7	1	A.Ekeler	6	29	4.8	17	0																						
E.Sanders	1	6	6.0	6	0	K.Allen	1	1	1.0	1	0																						
						P.Rivers	1	-4	-4.0	-4	0																						
Total	19	108	5.7	41	3	Total	26	95	3.7	20	0																						
PASSING											PASSING																						
	ATT	CMP	YDS	SK/YD	TD	LG	IN	RT		ATT	CMP	YDS	SK/YD	TD	LG	IN	RT																
C.Keenum	32	19	205	0/0	0	39	0	78.3	P.Rivers	43	28	401	3/17	2	32	2	91.3																
C.Wadman	1	1	12	0/0	0	12	0	116.7																									
Total	33	20	217	0/0	0	39	0	80.0	Total	43	28	401	3/17	2	32	2	91.3																
PASS RECEIVING											PASS RECEIVING																						
	TAR	REC	YDS	AVG	LG	TD						TAR	REC	YDS	AVG	LG	TD																
E.Sanders	6	4	56	14.0	38	0	K.Allen	12	9	89	9.9	27	1																				
P.Lindsay	5	4	27	6.8	11	0	M.Gordon	6	6	87	14.5	32	0																				
J.Heuerman	5	4	20	5.0	6	0	A.Gates	7	5	80	16.0	27	1																				
C.Sutton	6	3	78	26.0	39	0	M.Williams	3	2	56	28.0	29	0																				
A.Janovich	2	1	12	12.0	12	0	A.Ekeler	2	2	40	20.0	23	0																				
M.LaCosse	2	1	9	9.0	9	0	V.Green	4	2	27	13.5	26	0																				
R.Freeman	1	1	7	7.0	7	0	Ty.Williams	6	2	22	11.0	19	0																				
D.Hamilton	2	1	4	4.0	4	0	T.Benjamin	3	0	0	0.0	0	0																				
D.Booker	1	1	4	4.0	4	0																											
T.Patrick	1	0	0	0.0	0	0																											
Total	31	20	217	10.9	39	0	Total	43	28	401	14.3	32	2																				
INTERCEPTIONS											INTERCEPTIONS																						
	NO	YDS	AVG	LG	TD						NO	YDS	AVG	LG	TD																		
V.Miller	1	42	42.0	42	0																												
C.Harris	1	0	0.0	0	0																												
Total	2	42	21.0	42	0	Total	0	0	0.0	0	0	0	0	0	0																		
PUNTING											PUNTING																						
	NO	YDS	AVG	NET	TB	IN20	LG						NO	YDS	AVG	NET	TB	IN20	LG														
C.Wadman	5	224	44.8	40.4	1	2	52	D.Jones	2	78	39.0	39.0	0	1	40																		
Total	5	224	44.8	40.4	1	2	52	Total	2	78	39.0	39.0	0	1	40																		
PUNT RETURNS											PUNT RETURNS																						
	NO	YDS	AVG	FC	LG	TD						NO	YDS	AVG	FC	LG	TD																
A.Jones	0	0	0.0	1	0	0	T.Benjamin	1	2	2.0	2	2	0																				
R.Cracraft	0	0	0.0	1	0	0	[DOWNED]	1	0	0.0	0	0	0																				
							[TOUCHBACK]	1	0	0.0	0	0	0																				
Total	0	0	0.0	2	0	0	Total	1	2	2.0	2	2	0																				
KICKOFF RETURNS											KICKOFF RETURNS																						
	NO	YDS	AVG	FC	LG	TD						NO	YDS	AVG	FC	LG	TD																
D.Booker	2	38	19.0	0	21	0	D.King	3	70	23.3	0	30	0																				
A.Jones	1	16	16.0	0	16	0	[TOUCHBACK]	1	0	0.0	0	0	0																				
M.LaCosse	1	10	10.0	0	10	0																											
[TOUCHBACK]	2	0	0.0	0	0	0																											
Total	4	64	16.0	0	21	0	Total	3	70	23.3	0	30	0																				
Denver Broncos																	Los Angeles Chargers																
FUMBLES						FUM	LOST	OWN-REC	YDS	TD	FORCED	OPP-REC	YDS	TD	OUT-BDS																		
Total						0	0	0	0	0	0	0	0	0	0	0																	
Los Angeles Chargers																	Los Angeles Chargers																
FUMBLES						FUM	LOST	OWN-REC	YDS	TD	FORCED	OPP-REC	YDS	TD	OUT-BDS																		
Total						0	0	0	0	0	0	0	0	0	0	0																	

# WEEK 12 RECAP - CHARGERS 45, CARDINALS 10

A record-setting performance by quarterback Philip Rivers propelled the Los Angeles Chargers to a 45-10 win over the Arizona Cardinals Sunday from ROKiT Field at StubHub Center.

Rivers set a single-game NFL record by completing his first 25 passes, most of which came during a stretch where the Chargers scored 45 unanswered points. He finished 28-of-29 for 259 yards and three touchdowns before giving way to Geno Smith in the fourth quarter.

Rivers has thrown multiple touchdown passes in all 11 games in 2018. Only quarterbacks Johnny Unitas, Peyton Manning and Aaron Rodgers have thrown at least two touchdown passes in their first 11 games to start a season.

Running back Melvin Gordon had 10 carries for 61 yards and two touchdowns before leaving the game in the third quarter with a knee injury. Wide receiver Mike Williams scored two touchdowns and Keenan Allen caught seven balls for 72 yards and a touchdown - his third consecutive game with a score.

The offensive explosion was complemented by a dominating defensive performance. Defensive end Joey Bosa notched his first two sacks of the season and safety Derwin James

nabbed his second interception of the year. Arizona was held to just 149 yards of total offense.

The Chargers improved to 8-3 on the season and finished 3-1 against the NFC West. They've outscored their opponents 124-41 in the second quarter this season.

Arizona struck first on its opening possession. A nine-play, 76-yard drive ended with a 25-yard touchdown pass from rookie quarterback Josh Rosen to future Hall of Fame wide receiver Larry Fitzgerald.

After a Chargers three-and-out, Arizona got the ball back at Los Angeles' 44-yard line thanks to a 26-yard punt return by rookie wide receiver Christian Kirk. Eight plays later, Phil Dawson kicked a 30-yard field goal to increase the Cardinals lead to 10-0.

Los Angeles, in need of an early spark, got it right away in the form of a 40-yard Desmond King kick return. Rivers finished the eight-play drive with a nine-yard touchdown pass to Williams to cut Arizona's lead to 10-7.

L.A.'s next two scores would come from its all-everything running back. Gordon had touchdown rushes of 26 and five yards - the latter set up by James' interception of Rosen. A Williams two-yard touchdown reception capped a 28-point second quarter for Los Angeles.

	1	2	3	4	OT	Total
VISITOR:	10	0	0	0	0	10
HOME:	0	28	14	3	0	45

## Scoring Plays

Team	Qtr	Time	Play Description (Extra Point) (Drive Info)	Visitor	Home
Cardinals	1	10:20	L.Fitzgerald 25 yd. pass from J.Rosen (P.Dawson kick) (9-76, 4:40)	7	0
Cardinals	1	4:22	P.Dawson 30 yd. Field Goal (8-32, 3:47)	10	0
Chargers	2	14:12	M.Williams 9 yd. pass from P.Rivers (M.Badgley kick) (8-58, 5:10)	10	7
Chargers	2	6:59	M.Gordon 28 yd. run (M.Badgley kick) (5-64, 2:41)	10	14
Chargers	2	4:16	M.Gordon 5 yd. run (M.Badgley kick) (4-31, 2:35)	10	21
Chargers	2	0:08	M.Williams 2 yd. pass from P.Rivers (M.Badgley kick) (10-80, 1:37)	10	28
Chargers	3	8:01	K.Allen 4 yd. pass from P.Rivers (M.Badgley kick) (11-77, 6:59)	10	35
Chargers	3	0:00	A.Ekeler 2 yd. run (M.Badgley kick) (10-73, 6:04)	10	42
Chargers	4	3:25	M.Badgley 31 yd. Field Goal (9-62, 4:58)	10	45

Arizona Cardinals vs Los Angeles Chargers  
11/25/2018 at StubHub Center

## Final Team Statistics

	Visitor Cardinals	Home Chargers
<b>TOTAL FIRST DOWNS</b>	10	30
By Rushing	5	11
By Passing	4	17
By Penalty	1	2
<b>THIRD DOWN EFFICIENCY</b>	4-12-33%	3-7-43%
<b>FOURTH DOWN EFFICIENCY</b>	0-1-0%	1-1-100%
<b>TOTAL NET YARDS</b>	149	414
Total Offensive Plays (inc. times thrown passing)	45	66
Average gain per offensive play	3.3	6.3
<b>NET YARDS RUSHING</b>	62	178
Total Rushing Plays	24	30
Average gain per rushing play	2.6	5.9
Tackles for a loss-number and yards	2-5	2-2
<b>NET YARDS PASSING</b>	87	236
Times thrown - yards lost attempting to pass	2-18	4-23
Gross yards passing	105	259
<b>PASS ATTEMPTS-COMPLETIONS-HAD INTERCEPTED</b>	19-12-1	32-28-0
Avg gain per pass play (inc. # thrown passing)	4.1	6.6
<b>KICKOFFS Number-In End Zone-Touchbacks</b>	3-1-0	8-4-2
<b>PUNTS Number and Average</b>	5-49.2	2-52.5
Had Blocked	0	0
<b>FGs - PATs Had Blocked</b>	0-0	0-0
<b>Net Punting Average</b>	39.6	39.5
<b>TOTAL RETURN YARDAGE (Not Including Kickoffs)</b>	26	31
No. and Yards Punt Returns	1-26	2-28
No. and Yards Kickoff Returns	6-139	3-87
No. and Yards Interception Returns	0-0	1-3
<b>PENALTIES Number and Yards</b>	3-35	4-30
<b>FUMBLES Number and Lost</b>	1-0	1-1
<b>TOUCHDOWNS</b>	1	6
Rushing	0	3
Passing	1	3
<b>EXTRA POINTS Made-Attempts</b>	1-1	6-6
Kicking Made-Attempts	1-1	6-6
<b>FIELD GOALS Made-Attempts</b>	1-2	1-1
<b>RED ZONE EFFICIENCY</b>	0-1-0%	5-6-83%
<b>GOAL TO GO EFFICIENCY</b>	0-0-0%	5-5-100%
<b>SAFETIES</b>	0	0
<b>FINAL SCORE</b>	10	45
<b>TIME OF POSSESSION</b>	24:42	35:18

Arizona Cardinals vs Los Angeles Chargers  
11/25/2018 at StubHub Center

## Final Individual Statistics

Arizona Cardinals													Los Angeles Chargers												
RUSHING													RUSHING												
D.Johnson	17	63	3.7	12	0	M.Gordon	10	61	6.1	28	2														
C.Edmonds	5	0	0.0	2	0	J.Jackson	7	57	8.1	20	0														
J.Rosen	2	-1	-0.5	0	0	A.Ekeler	5	35	7.0	13	1														
						D.Newsome	4	15	3.8	6	0														
						G.Smith	3	7	2.3	9	0														
						P.Rivers	1	3	3.0	3	0														
Total	24	62	2.6	12	0	Total	30	178	5.9	28	3														
PASSING													PASSING												
J.Rosen	19	12	105	2/18	1	25	1	73.4					P.Rivers	29	28	259	4/23	3	27	0	138.4				
													G.Smith	3	0	0	0/0	0	0	0	39.6				
Total	19	12	105	2/18	1	25	1	73.4					Total	32	28	259	4/23	3	27	0	131.6				
PASS RECEIVING													PASS RECEIVING												
C.Kirk	6	4	41	10.3	17	0	A.Ekeler	11	10	68	6.8	15	0												
L.Fitzgerald	2	2	30	15.0	25	1	K.Allen	7	7	72	10.3	20	1												
D.Johnson	3	2	16	8.0	17	0	M.Williams	4	4	25	6.3	10	2												
T.Sherfield	1	1	6	6.0	6	0	T.Benjamin	3	3	47	15.7	27	0												
R.Seals-Jones	2	1	5	5.0	5	0	M.Gordon	2	2	5	2.5	5	0												
T.Logan	1	1	5	5.0	5	0	S.Culkin	1	1	24	24.0	24	0												
J.Gresham	1	1	2	2.0	2	0	A.Gates	1	1	18	18.0	18	0												
D.Coleman	1	0	0	0.0	0	0	G.Davis	1	0	0	0.0	0	0												
							V.Green	1	0	0	0.0	0	0												
Total	17	12	105	8.8	25	1	Total	31	28	259	9.3	27	3												
INTERCEPTIONS													INTERCEPTIONS												
	NO	YDS	AVG	LG	TD									NO	YDS	AVG	LG	TD							
Total	0	0	0	0	0	0	D.James	1	3	3.0	3	0													
							Total	1	3	3.0	3	0													
PUNTING													PUNTING												
	NO	YDS	AVG	NET	TB	IN20	LG							NO	YDS	AVG	NET	TB	IN20	LG					
A.Lee	5	246	49.2	39.6	1	0	60						D.Jones	2	105	52.5	39.5	0	1	53					
Total	5	246	49.2	39.6	1	0	60						Total	2	105	52.5	39.5	0	1	53					
PUNT RETURNS													PUNT RETURNS												
	NO	YDS	AVG	FC	LG	TD								NO	YDS	AVG	FC	LG	TD						
C.Kirk	1	26	26.0	0	26	0	D.King	2	28	14.0	2	23	0												
[DOWNED]	1	0	0.0	0	0	0	[TOUCHBACK]	1	0	0.0	0	0													
Total	1	26	26.0	0	26	0	Total	2	28	14.0	2	23	0												
KICKOFF RETURNS													KICKOFF RETURNS												
	NO	YDS	AVG	FC	LG	TD								NO	YDS	AVG	FC	LG	TD						
T.Logan	5	126	25.2	0	33	0	D.King	3	87	29.0	0	40	0												
C.Edmonds	1	13	13.0	0	13	0																			
[TOUCHBACK]	2	0	0.0	0	0	0																			
Total	6	139	23.2	0	33	0	Total	3	87	29.0	0	40	0												

### Arizona Cardinals

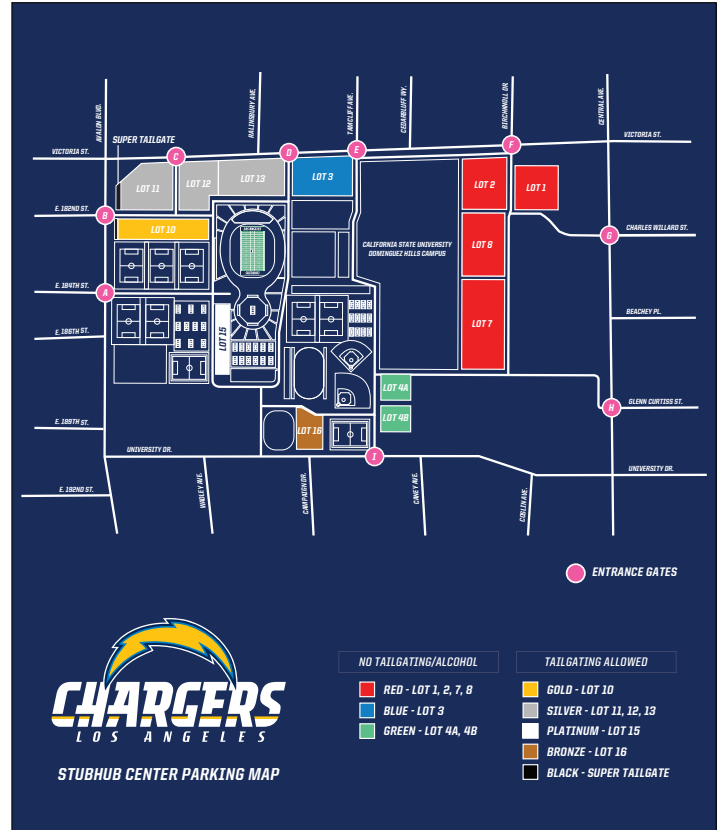
FUMBLES	FUM	LOST	OWN-REC	YDS	TD	FORCED	OPP-REC	YDS	TD	OUT-BDS
J.Rosen	1	0	1	0	0	0	0	0	0	0
R.Gunter	0	0	0	0	0	1	0	0	0	0
B.Mayowa	0	0	0	0	0	0	1	0	0	0
Total	1	0	1	0	0	1	1	0	0	0

### Los Angeles Chargers

FUMBLES	FUM	LOST	OWN-REC	YDS	TD	FORCED	OPP-REC	YDS	TD	OUT-BDS
P.Rivers	1	1	0	0	0	0	0	0	0	0
Total	1	1	0	0	0	0	0	0	0	0



## MEDIA INFORMATION



**GAME-DAY MEDIA PARKING:** Media attending Chargers home games have been assigned reserved areas to park at StubHub Center. Please refer to the map on the back of your assigned parking permit. Media should enter the parking lot through the main gate, located off of South Avalon Blvd. Media must park in the assigned area and display parking permits at all times. As a reminder, parking is limited and is being provided as a courtesy.

**MEDIA ENTRANCE:** All credentialed media must enter through SE Media Gate and are subject to search procedures. Please be prepared to open all cases and bags for inspection by stadium security personnel. All items will be inspected and tagged for security purposes. Please make sure bags are identifiable and limit carry-in items to only what is necessary. Remove any security tags from prior games.

### CHARGERS.COM AND CHARGERSMEDIA.COM

**Chargers.com** features the latest news on the Los Angeles Chargers, including player features. The site also includes player bios, rosters, the depth chart, transactions and more. It is the quickest and easiest way to find the latest information on the Los Angeles Chargers.

**Chargers.com/media** is a website available to assist media with coverage leading up to our game and can be accessed at [www.chargers.com/media](http://www.chargers.com/media). The media site contains digital copies of the 2018 Los Angeles Chargers Media Guide, game releases, press releases, and transcripts. The link to apply for credentials is also on the site.

### PRESS WILL CALL

Press Will Call is located at the NW Box Office and opens four hours prior to kickoff.

### PRESS BOX

The telephone number in the StubHub Center press box is (310) 630-4522. The visiting press box is (310) 630-4523. The press box is equipped with wireless internet. Contact the Chargers' PR staff for additional support.

## LOS ANGELES CHARGERS PUBLIC RELATIONS CONTACTS

NAME	TITLE	PHONE	EMAIL
<b>Josh Rupprecht</b>	Vice President, Public Relations	657.356.2190	Josh.Rupprecht@Chargers.NFL.com
<b>Skip Powers</b>	Senior Manager, Football Public Relations	657.356.2159	Skip.Powers@Chargers.NFL.com
<b>Jennifer Rojas</b>	Senior Manager, Corporate Public Relations	657.356.2162	Jennifer.Rojas@Chargers.NFL.com
<b>Jamaal LaFrance</b>	Manager, Public Relations	657.356.2063	Jamaal.LaFrance@Chargers.NFL.com
<b>Brock Anderson</b>	Coordinator, Public Relations	657.356.2082	Brock.Anderson@Chargers.NFL.com
<b>Lauren Meyer</b>	Coordinator, Public Relations	657.356.2161	Lauren.Meyer@Chargers.NFL.com





***PLAYER  
CAPSULES***



# JAHLEEL ADDAE

**SAFETY**

**CENTRAL MICHIGAN**

**5-10 | 195 LBS | VALRICO, FLA.**

**FREE AGENT - 2013**

**EXPERIENCE: 6TH NFL SEASON**

**6TH YEAR WITH CHARGERS**



**37**

**2018:** Started all 11 games at S, registering 54 tackles (38 solo), three passes defended and a fumble recovery...Added a 13-yard sack...**vs. Kansas City (Sept. 9):** Recorded four solo stops after opening the game at S...Played all 56 defensive snaps and six on special teams...**at Buffalo (Sept. 16):** Recorded six tackles (five solo) and a pass defended after opening the game at S...Appeared on all 62 defensive snaps and four on special teams...**at Los Angeles Rams (Sept. 23):** Started at S and played all 77 defensive snaps...Posted six tackles (four solo) and broke up a pass...Contributed on six special teams plays...**vs. San Francisco (Sept. 30):** Played on all 60 defensive snaps and five on special teams after starting at S...Finished with two tackles (one solo)...**vs. Oakland (Oct. 7):** Registered four solo tackles after starting at S and playing all 53 defensive snaps...Recovered a fumble in the second quarter, falling on the ball after it was knocked out by LB Jatavis Brown to give the offense possession near midfield...Contributed on four plays on special teams...**at Cleveland (Oct. 14):** Started at S and saw action on 68 defensive snaps and three on special teams...Appeared in the 70th game of his career...Posted nine tackles (seven solo)...Early in the third quarter, applied pressure to force QB Baker Mayfield to roll to his left, resulting in an INT by CB Desmond King II...**vs. Tennessee (Oct. 21, Wembley Stadium):** Registered two tackles (one solo) after starting at S and playing all 71 defensive snaps...The start marked No. 50 of his career...Contributed on four special teams plays...**at Seattle (Nov. 4):** Opened the game at S and played all 81 snaps on defense while seeing time on four special teams plays...Posted a season-high 10 tackles (three solo) and a pass defended...Recorded a 13-yard sack, his first of the season, beating the block of RB Mike Davis to get to QB Russell Wilson...On the final, untimed

## 2018, LOS ANGELES CHARGERS

Date	Opp.	Res.	Games P/S	Tackles					TFL	Interceptions					Fumbles	
				Tot	So	As	Sk	Yd		No.	Yd	Lg	TD	PD	FF	FR
09/09	KC	L	1/1	4	4	0	0	0	0	0	0	-	0	0	0	0
09/16	at Buf	W	1/1	6	5	1	0	0	0	0	0	-	0	1	0	0
09/23	at LAR	L	1/1	6	4	2	0	0	0	0	0	-	0	1	0	0
09/30	SF	W	1/1	2	1	1	0	0	0	0	0	-	0	0	0	0
10/07	Oak	W	1/1	4	4	0	0	0	0	0	0	-	0	0	0	1
10/14	at Cle	W	1/1	9	7	2	0	0	0	0	0	-	0	0	0	0
10/21	Ten*	W	1/1	2	1	1	0	0	0	0	0	-	0	0	0	0
11/04	at Sea	W	1/1	10	3	7	1.0	13	1	0	0	-	0	1	0	0
11/11	at Oak	W	1/1	6	4	2	0	0	0	0	0	-	0	0	0	0
11/18	Den	L	1/1	3	3	0	0	0	0	0	0	-	0	0	0	0
11/25	Ari	W	1/1	2	2	0	0	0	0	0	0	-	0	0	0	0
12/02	at Pit															
12/09	Cin															
12/13	at KC															
12/22	Bal															
12/30	at Den															
<b>'18 TOTALS</b>				<b>8-3</b>	<b>11/11</b>	<b>54</b>	<b>38</b>	<b>16</b>	<b>1.0</b>	<b>13</b>	<b>1</b>	<b>0</b>	<b>0</b>	<b>-</b>	<b>0</b>	<b>3</b>

\*Game played at Wembley Stadium in London, England.

play of the game, dove to tip a pass attempt incomplete in the end zone to preserve the eight-point victory...**at Oakland (Nov. 11):** Posted six tackles (four solo), starting at S and playing all 63 defensive snaps...Contributed on two special teams plays...**vs. Denver (Nov. 18):** Opened the game at S and played all 56 snaps on defense while playing three snaps on special teams...Posted three solo tackles...**vs. Arizona (Nov. 25):** Appeared in the 75th game of his career...Posted two solo stops after starting at S and playing 43 defensive snaps...Added three plays on special teams.

## JAHLEEL ADDAE NFL STATISTICS

Year	Team	GP	GS	- Tackles -					Yds	TFL	- Interceptions -					- Fumbles -		ST Tackles
				Total	Solo	Asst	Sacks				No.	Yds	Lg	TD	PD	FF	FR	
2013	San Diego	16	2	32	26	6	1.0	10	1		0	0	-	0	2	0	0	9
2014	San Diego	11	5	48	39	9	1.0	6	1		0	0	-	0	1	2	1	4
2015	San Diego	13	12	65	55	10	1.0	12	2		0	0	-	0	4	0	1	1
2016	San Diego	8	8	49	42	7	0.0	0	3		1	90	90t	1	3	0	0	2
2017	Los Angeles Chargers	16	16	95	70	25	0.5	4	7.5		0	0	-	0	10	0	0	0
2018	Los Angeles Chargers	11	11	54	38	16	1.0	13	1		0	0	-	0	3	0	1	0
<b>NFL Totals</b>		<b>75</b>	<b>54</b>	<b>343</b>	<b>270</b>	<b>73</b>	<b>4.5</b>	<b>45</b>	<b>15.5</b>		<b>1</b>	<b>90</b>	<b>90t</b>	<b>1</b>	<b>23</b>	<b>2</b>	<b>3</b>	<b>0</b>
<b>POSTSEASON</b>																		
Year	Team	GP	GS	Total	Solo	Asst	Sacks	Yds	TFL	No.	Yds	Lg	TD	PD	FF	FR	Yds	ST Tackles
2013	San Diego	2	1	13	10	3	0.0	0	1	0	0	-	0	1	1	1	0	0

### CAREER REGULAR-SEASON SACKS (4.5)

**1.0** ..... Blake Bortles  
**1.0** ..... Derek Carr  
**1.0** ..... Chad Henne  
**1.0** ..... Russell Wilson  
**0.5** ..... Bryce Petty

### CAREER TOUCHDOWNS (1)

vs. Kansas City (Jan. 1, 2017), 90-yard interception return

### CAREER REGULAR-SEASON INTERCEPTIONS (1)

**1** ..... Alex Smith

## SINGLE-GAME CAREER HIGHS

### REGULAR SEASON

**Tackles** ..... 11 – Oct. 1, 2017 vs. Philadelphia  
**Sacks** ..... 1.0 (four times) – Last: Nov. 4, 2018 at Seattle  
**Interceptions** ..... 1 – Jan. 1, 2017 vs. Kansas City

### POSTSEASON

**Tackles** ..... 8 – Jan. 12, 2014 at Denver

## CAREER NFL TRANSACTIONS

**2013** Signed by San Diego Chargers as undrafted free agent, April 27.  
**2016** Re-signed by Chargers as restricted free agent, March 24.  
**2017** Re-signed by Los Angeles Chargers as unrestricted free agent, March 9.

# KEENAN ALLEN


WIDE RECEIVER CALIFORNIA

6-2 | 211 LBS | GREENSBORO, N.C.

DRAFT 3 - 2013

EXPERIENCE: 6TH NFL SEASON

6TH YEAR WITH CHARGERS



13

**2018:** Appeared in 11 games with 10 starts at WR, posting 69 catches for 848 yards (12.3 avg.) and four TDs... Extended his team-record streak of multi-catch games to 63 contests, the fourth-longest active streak... Registered two 100-yard contests to reach 20 for his career, moving into a tie with WR Wes Chandler for the sixth-most in Chargers history... Brought his career receiving yardage total to 4,858, moving past WR Vincent Jackson (4,754) and WR Tony Martin (4,184) for No. 9 in career receiving yards in team history... Moved to seventh in Chargers history in career receptions with 392, passing RB Ronnie Harmon (377), WR Anthony Miller (374) and Wes Chandler (373)... Added eight carries for 75 yards (9.4 avg.)... **vs. Kansas City (Sept. 9):** Started at WR and played 72 offensive snaps, finishing with 108 receiving yards and a TD on eight catches (13.5 avg.)... It marked the 19th 100-yard game of his career, moving into a tie with Anthony Miller for the seventh-most 100-yard performances in team annals... The performance was his second 100-yard game in Week 1 (166 yards on Sept. 13, 2015 vs. Detroit)... The eight catches gave him 53-straight games with multiple catches, breaking a tie with Hall of Fame TE Kellen Winslow for the longest multi-catch streak in team history... Motioned from right-to-left on third-and-two in the fourth quarter before shaking off CB Orlando Scandrick with a double-move at the line of scrimmage before catching the arching pass from QB Philip Rivers in the front, right corner of the end zone for a 20-yard TD... In the first quarter, provided downfield blocking with TE Virgil Green to spring WR Travis Benjamin free for a 19-yard rush... **at Buffalo (Sept. 16):** Appeared on 51 plays on offense and one on special teams after opening the game at WR... Registered 67 receiving yards on six catches (11.2 avg.), increasing his career total to 4,185 to pass Tony Martin (4,184) for No. 10 in team history... Recovered an onside kick attempt at the end of the game and returned it 25 yards... **at Los Angeles Rams (Sept. 23):** Posted three catches for 44 yards (14.7 avg.), totaling 40 offensive plays after starting at WR... Hauled in a pass for 25 yards on third-and-17 in the first quarter down the left sideline with CB Sam Shields and S Lamarus Joyner in coverage... Made a block on a first quarter run by RB Melvin Gordon III that went for 20 yards... Provided downfield blocking in the fourth quarter for WR Tyrell Williams to run for 14 yards on the first carry of his career... **vs. San Francisco (Sept. 30):** Hauled in seven passes for 63 yards (9.0 avg.), appearing on 57 offensive plays after starting at WR... In the first quarter, ran a deep out-route with CB Ahkello Witherspoon in coverage, hauling in the pass from Philip Rivers for an 18-yard gain... Provided a key block in the fourth quarter for Melvin Gordon to run off tackle to the left for a 34-yard gain to the San Francisco four-yard line... **vs. Oakland (Oct. 7):** Started at WR, appearing on 49 offensive snaps and one on special teams... Tied a season high with eight receptions for 90 yards (11.3 avg.)... Blocked S Marcus Gilchrist downfield on RB Austin Ekeler's 44-yard TD catch-and-run... Recovered an onside kick by the Raiders in the fourth quarter... **at Cleveland (Oct. 14):** Appeared in the 60th game of his career, opening the game at WR and playing 39 snaps on offense and four on special teams... Recorded four catches for 62 yards (15.5 avg.)... Set single-game career highs in carries (four) and rushing yards (41) for a 10.3 yards-per-carry average... Provided a key block on Melvin Gordon's third rushing TD of the game... **vs. Tennessee (Oct. 21, Wembley Stadium):** Hauled in five catches for

2018, LOS ANGELES CHARGERS																
Date	Opp.	Res.	Games P/S	No.	Receiving					Rushing					Total Off.	
					Yds	Avg.	Lg	TD	Att	Yds	Avg.	Lg	TD			
09/09		KC	L	1/1	8	108	13.5	23	1	0	0	-	-	0	108	
09/16	at	Buf	W	1/1	6	67	11.2	16	0	0	0	-	-	0	67	
09/23	at	LAR	L	1/1	3	44	14.7	25	0	0	0	-	-	0	44	
09/30		SF	W	1/1	7	63	9.0	18	0	0	0	-	-	0	63	
10/07		Oak	W	1/1	8	90	11.3	19	0	1	5	5.0	5	0	95	
10/14	at	Cle	W	1/1	4	62	15.5	20	0	4	41	10.3	20	0	103	
10/21		Ten*	W	1/1	5	72	14.4	24	0	0	0	-	-	0	72	
11/04	at	Sea	W	1/1	6	124	20.7	54	0	2	28	14.0	28	0	152	
11/11	at	Oak	W	1/1	6	57	9.5	18	1	0	0	-	-	0	57	
11/18		Den	L	1/1	9	89	9.9	27	1	1	1	1.0	1	0	90	
11/25		Ari	W	1/0	7	72	10.3	20	1	0	0	-	-	0	72	
12/02	at	Pit														
12/09		Cin														
12/13	at	KC														
12/22		Bal														
12/30	at	Den														
'18 TOTALS			8-3	11/10	69	848	12.3	54	4	8	75	9.4	28	0	923	
*Game played at Wembley Stadium in London, England.																

\*Game played at Wembley Stadium in London, England.

72 yards (14.4 avg.) after starting at WR and appearing on 40 offensive snaps... Over a three-play span in the first quarter, corralled a pair of passes for 41 yards to sustain the team's second scoring drive... In the fourth quarter, moved the chains on third-and-four with a diving seven-yard catch despite tight coverage of CB Logan Ryan that was upheld after a Tennessee challenge... Recovered an onside kick on his lone special teams play... **at Seattle (Nov. 4):** Started as the lone WR for the Bolts, appearing on 43 plays on offense and one on special teams... Finished with 124 receiving yards on six catches (20.7 avg.), including a career-long 54-yard grab... Ran a deep route on the play, pulling a double-move to get separation from CB Shaquil Griffin before juking past S Tedric Thompson after hauling it in... The 124 yards were good for his 20th career 100-yard receiving game to tie with Wes Chandler for the sixth-most in Chargers history... Added two carries for 28 yards (14.0 avg.)... On the team's first offensive play, took a jet-sweep to the right for a career-long gain of 28 yards behind a key block from TE Sean Culkin on the edge... Provided a block on CB Tre Flowers on a 16-yard rush by Austin Ekeler... **at Oakland (Nov. 11):** Opened the game as the team's lone starting WR, seeing action on 50 offensive plays... Hauled in his second TD catch of the season and 57 receiving yards on six receptions (9.5 avg.)... His six catches brought him to eighth in team history with 376 to pass Anthony Miller (374) and Wes Chandler (373)... On the TD catch, ran a corner-route and dragged his feet in the front right corner of the end zone with CB Daryl Worley in coverage for an 11-yard score... Provided a downfield block on DE Jacques Smith to help Melvin Gordon score on his career-long 66-yard TD catch-and-run... **vs. Denver (Nov. 18):** Registered nine receptions for 89 yards (9.9 avg.) and a TD, pushing him up the Chargers record books to seventh in career receptions (passing Ronnie Harmon) and receiving yards (passing Vincent Jackson)... On the team's opening drive, beat CB Chris Harris Jr., on a post-route for a 27-yard gain on third-and-six... Beat Harris again on a shallow crossing route before sneaking to the back of the end zone on a four-yard TD from Philip Rivers late in the first half... Provided a downfield block on Harris to help Austin Ekeler gain 17 yards on a reverse run... Started at WR and appeared on 69 plays on offense... **vs. Arizona (Nov. 25):** Hauled in seven passes for 72 yards (10.3 avg.) and a TD, with the score giving Philip Rivers 25-straight

completions to tie an NFL record...Corralled the record-setting four-yard TD by keeping both feet in-bounds along the right sideline with S Tre Boston in tight coverage...Set up a TD pass to WR Mike Williams at the end of the first half by running a corner-route to beat Boston to the left for a 20-yard gain on third-and-two, getting both feet down

before going out of bounds with 13 seconds left...Blocked CB Leonard Johnson to help spring RB Justin Jackson free for a 19-yard rush in the third quarter.

### KEENAN ALLEN NFL STATISTICS

- Receiving -									- Rushing -					- Scrimmage -	
Year	Team	GP	GS	No.	Yds	Avg.	Lg	TD	Att	Yds	Avg.	Lg	TD	Yards	
2013	San Diego	15	14	71	1,046	14.7	43	8	0	0	-	-	0	1,046	
2014	San Diego	14	14	77	783	10.2	35	4	0	0	-	-	0	783	
2015	San Diego	8	8	67	725	10.8	38	4	0	0	-	-	0	725	
2016	San Diego	1	1	6	63	10.5	15	0	0	0	-	-	0	63	
2017	Los Angeles Chargers	16	15	102	1,393	13.7	51	6	2	9	4.5	6	0	1,402	
2017	Los Angeles Chargers	11	10	69	848	12.3	54	4	8	75	9.4	28	0	923	
NFL Totals		65	62	392	4,858	12.4	54	26	10	84	8.4	28	0	4,942	

- Kickoff Returns -							- Punt Returns -						- All-Purpose -	
Year	Team	No.	Yds	Avg.	Lg	TD	No.	FC	Yds	Avg.	Lg	TD	Yards	
2013	San Diego	0	0	-	-	0	15	13	125	8.3	28	0	1,171	
2014	San Diego	0	0	-	-	0	11	11	99	9.0	29	0	882	
2015	San Diego	0	0	-	-	0	3	4	5	1.7	5	0	730	
2016	San Diego	0	0	-	-	0	0	0	0	-	-	0	63	
2017	Los Angeles Chargers	0	0	-	-	0	0	0	0	-	-	0	1,402	
2018	Los Angeles Chargers	1	25	25.0	25	0	1	1	0	0.0	0	0	949	
NFL Totals		1	25	25.0	25	0	30	29	229	7.6	29	0	5,197	

- Receiving -									- Rushing -					- Scrimmage -	
Year	Team	GP	GS	No.	Yds	Avg.	Lg	TD	Att	Yds	Avg.	Lg	TD	Yards	
2013	San Diego	2	2	8	163	20.4	49	2	0	0	-	-	0	163	

- Kickoff Returns -							- Punt Returns -						- All-Purpose -	
Year	Team	No.	Yds	Avg.	Lg	TD	No.	FC	Yds	Avg.	Lg	TD	Yards	
2013	San Diego	0	0	-	-	0	0	2	0	-	-	0	163	

### CAREER NFL TRANSACTIONS

- 2013** Selected by San Diego Chargers in the third round (76th overall) of NFL Draft, April 26...Signed rookie contract, May 9.
- 2015** Placed on Reserve/Injured (kidney), Nov. 3.
- 2016** Signed contract extension, June 11...Placed on Reserve/Injured (knee), Sept. 12.

### SINGLE-GAME CAREER HIGHS

#### REGULAR SEASON

**Receptions** . . . 15 – Sept. 13, 2015 vs. Detroit

**Receiving Yards** . . . 172 – Nov. 23, 2017 at Dallas

**Longest Catch** . . . 54 – Nov. 4, 2018 at Seattle

**Receiving Touchdowns** . . . 2 (five times) – Last: Nov. 19, 2017 vs. Buffalo

**Rushing Attempts** . . . 4 – Oct. 14, 2018 at Cleveland

**Rushing Yards** . . . 41 – Oct. 14, 2018 at Cleveland

**Longest Run** . . . 28 – Nov. 4, 2018 at Seattle

**Scrimmage Yards** . . . 172 – Nov. 23, 2017 at Dallas

#### POSTSEASON

**Receptions** . . . 6 – Jan. 12, 2014 at Denver

**Receiving Yards** . . . 142 – Jan. 12, 2014 at Denver

**Longest Catch** . . . 49 – Jan. 12, 2014 at Denver

**Receiving Touchdowns** . . . 2 – Jan. 12, 2014 at Denver

# MICHAEL BADGLEY

KICKER

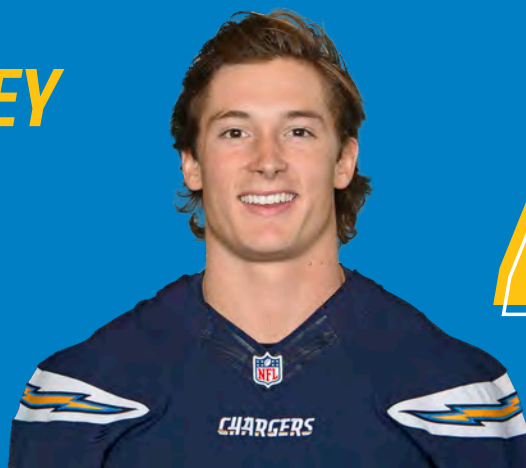
MIAMI

5-10 | 183 LBS | SUMMIT, N.J.

FREE AGENT - 2018

EXPERIENCE: ROOKIE

1ST YEAR WITH CHARGERS



4

**2018:** Appeared in five games, making 16 extra point attempts and all nine field goals...Set a franchise mark for most points by a kicker through five career games (43) and four career games (34)...Became the first Chargers kicker in history to make eight field goals through the first four games of his career...Set team record for the most points by a kicker without a missed kick over his first three career games (24) and through his first two career games (16)...In the first game of his career, made five PATs to tie Steve DeLine (1988) for the most in a player's first career game in Chargers history...Registered six touchbacks on 31 kickoffs...Recorded two special teams tackles...**at Cleveland (Oct. 14):** Made his NFL debut in place of injured K Caleb Sturgis, playing 13 special teams snaps...Successfully kicked a 44-yard field goal and five extra points...His five made PATs tied for the most in a player's first career game in Chargers history (Steve DeLine, 1988)...**vs. Tennessee (Oct. 21, Wembley Stadium):** Appeared in the second game of his career for Caleb Sturgis...Totaled eight points on two made field goals and two extra points...Set a team record for the most points by a kicker (16) without a missed kick over his first two career games...Added a tackle on special teams...Saw time on nine special teams snaps...**at Oakland (Nov. 11):** Made both field goal attempts and both extra point tries for a total of eight points...Set a team record for the most points by a kicker (24) without a missed kick over the first three games of his career...Appeared on nine special teams plays...**vs. Denver (Nov. 18):** Saw action on 11 snaps on special teams, converting all three field goals and an extra point...Brought his career total to eight made field goals and 34 points, both being the most by a Chargers kicker of the first four games of his career...**vs. Arizona (Nov. 25):** Appeared on 15 special teams plays, converting his lone field goal and all six extra point attempts for a total of nine points...Raised his career total to 43 points, setting a team mark for the most by a kicker through five career games...Notched a tackle on special teams.

**COLLEGE:** Played four seasons (2014-17) at Miami, appearing in 49 career games...Posted 403 points on his career...Made 77-of-97 field goals (79.4 pct.), including a career-long 57-yard attempt as a sophomore...Finished his career as Miami's all-time made field goals leader...Successfully converted 172 extra points for the Hurricanes...Recorded 92 touchbacks on 190 kickoffs...Earned All-Atlantic Coast Conference honors as a sophomore, junior and senior, including first-team recognition in his final season...Ended his senior year as a Lou Groza Award semifinalist...Posted back-to-back seasons with 115 points or more as a sophomore (115) and junior (116).

**PERSONAL:** Given name Michael Badgley...Born in Summit, N.J. ...Brother, Peter, played college lacrosse at Providence College...Attended Fort Union Military Academy following high school...Earned a degree in public relations from Miami...**High School:** Ranked as the No. 1 kicker by 247Sports...Lettered three years in football at Summit (N.J.) Senior High...Also lettered in hockey (four years) and lacrosse (three years).

## MICHAEL BADGLEY NFL STATISTICS

Year	Team	GP	- Field Goals -					- PAT -			- Total -	
			FG	FGA	Pct.	Lg	Blk	XPA	Pct	Block	Points	Points
2018	Los Angeles Chargers	5	9	9	100.0	46	0	16	17	94.1	0	43

## CAREER NFL TRANSACTIONS

**2018** Signed by Indianapolis Colts as undrafted free agent, May 1...Waived by Colts, Sept. 1...Signed by Los Angeles Chargers as free agent, Oct. 11...Waived by Chargers, Oct. 30...Signed by Chargers to practice squad, Nov. 1...Signed to active roster, Nov. 5.

## SINGLE-GAME CAREER HIGHS

### REGULAR SEASON

**Points** ..... 10 – Nov. 18, 2018 vs. Denver  
**Made Field Goals** ..... 3 – Nov. 18, 2018 vs. Denver  
**Made Extra Points** ..... 6 – Nov. 25, 2018 vs. Arizona



# JOE BARKSDALE

**TACKLE**      **LOUISIANA STATE**

**6-5** | **326 LBS** | **DETROIT, MICH.**

**UFA (ST. LOUIS) - 2015**

**EXPERIENCE: 8TH NFL SEASON**

**4TH YEAR WITH CHARGERS**



**72**

**2018:** Appeared in six games with one start at RT...Was inactive five other contests due to injury...Protected QB Philip Rivers to post the most efficient game in NFL history, setting all-time marks for single-game consecutive completions (25) and single-game completion percentage with at least 20 pass attempts (96.6)...**vs. Kansas City (Sept. 9):** Started at RT, seeing action on 15 offensive snaps and one on special teams before departing with a knee injury...**at Buffalo (Sept. 16):** Inactive (knee)...**vs. Tennessee (Oct. 21, Wembley Stadium):** Worked his way back into the lineup after missing five games with a knee injury, appearing at RT on 12 snaps...**at Seattle (Nov. 4):** Contributed at RT on 12 plays...**at Oakland (Nov. 11):** Platooned RT with T Sam Tevi, finishing the game with 21 snaps on offense and one

on special teams...**vs. Denver (Nov. 18):** Saw the most action of the season at RT, appearing on 39 plays on offense...**vs. Arizona (Nov. 25):** Saw time at RT on 45 plays and participated on seven special teams snaps...Helped keep Philip Rivers upright to record the most efficient game in NFL history, setting all-time marks for single-game consecutive completions (25) and single-game completion percentage with at least 20 pass attempts (96.6)...Provided lead blocking to RB Austin Ekeler on his two-yard TD run by sealing DE Markus Golden.

## JOE BARKSDALE NFL GAMES

Year	Team	GP	GS
2011	Oakland	16	0
2012	St. Louis	6	2
2013	St. Louis	16	13
2014	St. Louis	16	16
2015	San Diego	16	16
2016	San Diego	15	15
2017	Los Angeles Chargers	11	11
2018	Los Angeles Chargers	6	1
<b>NFL Totals</b>		<b>102</b>	<b>74</b>

## CAREER NFL TRANSACTIONS

- 2011** Selected by Oakland Raiders in the third round (92nd overall) of NFL Draft, April 29 (pick acquired from New England along with a fourth-round choice for Raiders' seventh-round pick and 2012 second-round selection)...Signed rookie contract, July 28.
- 2012** Waived by Raiders, Sept. 26...Claimed off waivers by St. Louis Rams, Sept. 27.
- 2015** Signed by San Diego Chargers as unrestricted free agent, May 15.
- 2016** Signed contract extension, March 7.

# TRAVIS BENJAMIN

WIDE RECEIVER MIAMI

5-10 | 175 LBS | BELLE GLADE, FLA.

UFA (CLE) - 2016

EXPERIENCE: 7TH NFL SEASON

3RD YEAR WITH CHARGERS



12

**2018:** Appeared in seven games with a start as the third WR and was inactive four others due to injury...Posted six receptions for 63 yards (10.5 avg.)...Added three rushing attempts for 15 yards (5.0 avg.)...Returned four punts for 16 yards (4.0 avg.) and had three fair catches...

**vs. Kansas City (Sept. 9):** Appeared on 47 snaps on offense and two on special teams...Finished with a one-yard catch and a 19-yard carry...

The rushing attempt was the fourth-longest of his career...On the run, motioned from the right slot as the ball was snapped and took a jet-sweep handoff to the left, getting downfield blocks from WR Keenan Allen and TE Virgil Green to spring him free for the 19-yard gain...**at Buffalo (Sept. 16):** Inactive (foot)...**vs. San Francisco (Sept. 30):** Appeared on five offensive snaps after starting at WR, hauling in a two-yard reception before departing due to injury...**vs. Oakland (Oct. 7):** Inactive (foot)...**vs. Tennessee (Oct. 21, Wembley Stadium):** Appeared on five snaps on offense, catching a 13-yard pass...**at Seattle (Nov. 4):** Played 18 offensive snaps and two on special teams, registering a rush attempt that went for minus-two yards...**at Oakland (Nov. 11):** Saw action on 13 offensive plays and four on special teams...Posted a carry for minus-two yards and returned two punts for 15 yards (7.5 avg.)...**vs. Denver (Nov. 18):** Appeared on 19 offensive snaps and six on special teams, returning a punt for two yards and

posting two fair catches...**vs. Arizona (Nov. 25):** Posted three catches for 47 yards (15.7 avg.) while seeing action on 44 offensive plays...Ran a wheel-route down the right sideline in the first quarter, hauling in a deep pass for 27 yards after getting behind CB Leonard Johnson.

## 2018, LOS ANGELES CHARGERS

Date	Opp.	Res.	Games P/S	Receiving					Rushing					Total Off.
				No.	Yds	Avg.	Lg	TD	Att	Yds	Avg.	Lg	TD	
09/09	KC	L	1/1	1	1	1.0	1	0	1	19	19.0	19	0	20
09/16	at Buf	W	0/0	-	-	-	-	-	-	-	-	-	-	-
09/23	at LAR	L	0/0	-	-	-	-	-	-	-	-	-	-	-
09/30	SF	W	1/0	1	2	2.0	2	0	0	0	-	-	0	2
10/07	Oak	W	0/0	-	-	-	-	-	-	-	-	-	-	-
10/14	at Cle	W	0/0	-	-	-	-	-	-	-	-	-	-	-
10/21	Ten*	W	1/0	1	13	13.0	13	0	0	0	-	-	0	13
11/04	at Sea	W	1/0	0	0	-	-	0	1	-2	-2.0	-2	0	-2
11/11	at Oak	W	1/0	0	0	-	-	0	1	-2	-2.0	-2	0	-2
11/18	Den	L	1/0	0	0	-	-	0	0	0	-	-	0	0
11/25	Ari	W	1/0	3	47	15.7	27	0	0	0	-	-	0	47
12/02	at Pit													
12/09	Cin													
12/13	at KC													
12/22	Bal													
12/30	at Den													
<b>'18 TOTALS</b>				<b>6</b>	<b>63</b>	<b>10.5</b>	<b>27</b>	<b>0</b>	<b>3</b>	<b>15</b>	<b>5.0</b>	<b>19</b>	<b>0</b>	<b>78</b>

\*Game played at Wembley Stadium in London, England.

## TRAVIS BENJAMIN NFL STATISTICS

– Receiving –									– Rushing –					– Scrimmage –	
Year	Team	GP	GS	No.	Yds	Avg.	Lg	TD	Att	Yds	Avg.	Lg	TD	Yards	
2012	Cleveland.....	14	3	18	298	16.6	69t	2	6	66	11.0	35	0	364	
2013	Cleveland.....	8	3	5	105	21.0	39	0	1	45	45.0	45	0	150	
2014	Cleveland.....	16	0	18	314	17.4	43	3	3	11	3.7	10	0	325	
2015	Cleveland.....	16	15	68	966	14.2	61	5	4	12	3.0	10	0	978	
2016	San Diego.....	14	8	47	677	14.4	54	4	2	-3	-1.5	-1	0	674	
2017	Los Angeles Chargers.....	16	3	34	567	16.7	62t	4	13	96	7.4	22	0	663	
2018	Los Angeles Chargers.....	7	1	6	63	10.5	27	0	3	15	5.0	19	0	78	
NFL Totals.....		91	33	196	2,990	15.3	69t	18	32	242	7.6	45	0	3,232	

– Kickoff Returns –							– Punt Returns –						– All-Purpose –	
Year	Team	No.	Yds	Avg.	Lg	TD	No.	FC	Yds	Avg.	Lg	TD	Yards	
2012	Cleveland.....	3	76	25.3	29	0	3	1	149	49.7	93t	1	589	
2013	Cleveland.....	3	146	48.7	86	0	22	7	257	11.7	79t	1	553	
2014	Cleveland.....	12	246	20.5	28	0	15	8	127	8.5	37	0	698	
2015	Cleveland.....	0	0	–	–	0	28	10	324	11.6	78t	1	1,302	
2016	San Diego.....	0	0	–	–	0	9	0	59	6.6	18	0	733	
2017	Los Angeles Chargers.....	0	0	–	–	0	27	25	257	9.5	65t	1	920	
2018	Los Angeles Chargers.....	0	0	–	–	0	4	3	16	4.0	8	0	94	
NFL Totals.....		18	468	26.0	86	0	108	54	1,189	11.0	93t	4	4,889	

### CAREER NFL TRANSACTIONS

- 2012** Selected by Cleveland Browns in the fourth round (100th overall) of NFL Draft, April 28...Signed rookie contract, May 10.
- 2013** Placed on Reserve/Injured (knee), Oct. 29.
- 2016** Signed by San Diego Chargers as unrestricted free agent, March 9.

### SINGLE-GAME CAREER HIGHS

#### REGULAR SEASON

**Receptions** ..... 9 – Oct. 18, 2015 vs. Denver

**Receiving Yards** ..... 117 (twice) – Last: Oct. 9, 2016 at Oakland

**Longest Catch** ..... 69t – Dec. 16, 2012 vs. Washington

**Receiving Touchdowns** ..... 2 (three times) – Last: Sept. 18, 2016 vs. Jacksonville

**Rushing Attempts** ..... 2 (three times) – Last: Dec. 31, 2017 vs. Oakland

**Rushing Yards** ... 45 – Oct. 13, 2013 vs. Detroit

**Longest Run** ... 45 – Oct. 13, 2013 vs. Detroit

**Punt Returns** ..... 7 – Oct. 3, 2013 vs. Buffalo

**Punt Return Yards** ..... 179 – Oct. 3, 2013 vs. Buffalo

**Longest Punt Return** ..... 93t – Dec. 9, 2012 vs. Kansas City

**Punt Return Touchdowns** ..... 1 (four times) – Last: Oct. 22, 2017 vs. Denver

# JOEY BOSA

DEFENSIVE END OHIO STATE

6-5 | 280 LBS | FT. LAUDERDALE, FLA.

DRAFT 1 - 2016

EXPERIENCE: 3RD NFL SEASON

3RD YEAR WITH CHARGERS



99

**2018:** Appeared in two games with a start at DE...Missed the first nine games due to injury...Posted six tackles (five solo), a pair of tackles for loss and two sacks...**vs. Kansas City (Sept. 9):** Inactive (foot)...**vs. Denver (Nov. 18):** Made his season debut, appearing on 31 plays on defense and registering a solo tackle...Made his presence felt in the first quarter, sprinting untouched off the edge to force QB Case Keenum to roll to his right and throw the ball away...Nearly sacked Keenum in the fourth quarter after powering past T Garrett Bolles on third-and-two to force a Denver punt...**vs. Arizona (Nov. 25):** Started at DE for the first time in 2018, appearing on 33 plays on defense...Finished with five tackles (four solo), two tackles for loss and two sacks...Recorded his first in the second quarter after powering past OL Andre Smith to bring down QB Josh Rosen for an 11-yard sack...Got to Rosen for the second time for a seven-yard loss after beating Smith with a speed rush in the fourth quarter.

## 2018, LOS ANGELES CHARGERS

Date	Opp.	Res.	Games P/S	Tackles					Yd	TFL	Interceptions					Fumbles	
				Tot	So	As	Sk	Yd			No.	Yd	Lg	TD	PD	FF	FR
09/09	KC	L	0/0	-	-	-	-	-	-	-	-	-	-	-	-	-	-
09/16	at Buf	W	0/0	-	-	-	-	-	-	-	-	-	-	-	-	-	-
09/23	at LAR	L	0/0	-	-	-	-	-	-	-	-	-	-	-	-	-	-
09/30	SF	W	0/0	-	-	-	-	-	-	-	-	-	-	-	-	-	-
10/07	Oak	W	0/0	-	-	-	-	-	-	-	-	-	-	-	-	-	-
10/14	at Cle	W	0/0	-	-	-	-	-	-	-	-	-	-	-	-	-	-
10/21	Ten*	W	0/0	-	-	-	-	-	-	-	-	-	-	-	-	-	-
11/04	at Sea	W	0/0	-	-	-	-	-	-	-	-	-	-	-	-	-	-
11/11	at Oak	W	0/0	-	-	-	-	-	-	-	-	-	-	-	-	-	-
11/18	Den	L	1/0	1	1	0	0	0	0	0	0	0	-	0	0	0	0
11/25	Ari	W	1/1	5	4	1	2.0	18	2	2	0	0	-	0	0	0	0
12/09	at Cin																
12/13	at KC																
12/22	Bal																
12/30	at Den																
<b>'18 TOTALS</b>				<b>8-3</b>	<b>2/1</b>	<b>6</b>	<b>5</b>	<b>1</b>	<b>2.0</b>	<b>18</b>	<b>2</b>	<b>0</b>	<b>0</b>	<b>-</b>	<b>0</b>	<b>0</b>	<b>0</b>

\*Game played at Wembley Stadium in London, England.

## JOEY BOSA NFL STATISTICS

Year	Team	GP	GS	- Tackles -					Yds	TFL	- Interceptions -					- Fumbles -			ST Tackles
				Total	Solo	Asst	Sacks				No.	Yds	Lg	TD	PD	FF	FR	Yds	
2016	San Diego	12	11	48	33	15	10.5	71.5	19		0	0	-	0	2	1	0	0	0
2017	Los Angeles Chargers	16	16	99	61	38	12.5	66	17.5		0	0	-	0	2	4	1	0	0
2018	Los Angeles Chargers	2	1	6	5	1	2.0	18	2		0	0	-	0	0	0	0	0	0
<b>NFL Totals</b>		<b>30</b>	<b>28</b>	<b>153</b>	<b>99</b>	<b>54</b>	<b>25.0</b>	<b>155.5</b>	<b>38.5</b>		<b>0</b>	<b>0</b>	<b>-</b>	<b>0</b>	<b>4</b>	<b>5</b>	<b>1</b>	<b>0</b>	<b>0</b>

### CAREER REGULAR-SEASON SACKS (25.0)

5.0	Derek Carr	1.0	Blake Bortles
3.5	Trevor Siemian	1.0	Tom Brady
2.0	Robert Griffin III	1.0	DeShone Kizer
2.0	Eli Manning	1.0	Cam Newton
2.0	Josh Rosen	1.0	Tyrod Taylor
2.0	Matt Ryan	1.0	Jameis Winston
2.0	Alex Smith	0.5	Brock Osweiler

### SINGLE-GAME CAREER HIGHS

#### REGULAR SEASON

**Tackles**... 9 (twice) – Last: Dec. 31, 2017 vs. Oakland

**Sacks**... 2.0 (five times) – Last: Nov. 25, 2018 vs. Arizona

### CAREER NFL TRANSACTIONS

**2016** Selected by San Diego Chargers in the first round (third overall) of NFL Draft, April 28...Signed rookie contract, Aug. 29...Given exempt status by Commissioner, Aug. 30...Activated from exempt status, Sept. 12.

# JATAVIS BROWN

LINEBACKER AKRON

5-11 | 221 LBS | BELLE GLADE, FLA.

DRAFT 5 - 2016

EXPERIENCE: 3RD NFL SEASON

3RD YEAR WITH CHARGERS



57

**2018:** Appeared in 10 games with five starts at OLB and was inactive for another...Recorded 63 tackles (45 solo), an eight-yard sack and a tackle for loss...Added a forced fumble and two passes defended... Reached 200 career tackles...**vs. Kansas City (Sept. 9):** Appeared on 15 plays on defense and 13 on special teams...Assisted on a tackle and added a tackle on special teams...**at Buffalo (Sept. 16):** Contributed on 23 defensive plays and 17 on special teams...Posted an eight-yard sack and a pass defended...On the sack, blitzed untouched from LB depth to spin QB Josh Allen down...**at Los Angeles Rams (Sept. 23):** Appeared on 19 defensive plays and nine special teams snaps... Posted three tackles (two solo) and a tackle on special teams...**vs. San Francisco (Sept. 30):** Started his first game of the season at OLB appearing on all but one defensive play and nine on special teams... Registered seven solo tackles and a pass defended...Added a tackle on special teams...Provided blocks during CB Desmond King II's 56-yard punt return at the end of the first half and CB Trevor Williams' 86-yard INT return in the third quarter...**vs. Oakland (Oct. 7):** Appeared on 23 defensive snaps and six on special teams after starting at OLB... Recorded two solo stops...Punched the ball free from WR Martavis Bryant to force a Raiders turnover near midfield...**at Cleveland (Oct. 14):** Inactive (groin)...**vs. Tennessee (Oct. 21, Wembley Stadium):** Returned from injury to start at OLB and play 37 defensive snaps while also seeing time on two special teams plays...Tied a season high with seven tackles (four solo)...**at Seattle (Nov. 4):** Recorded a season-high 14 tackles (nine solo)...Appeared on 51 defensive plays and seven on special teams...**at Oakland (Nov. 11):** Played 61 defensive snaps and four on special teams, seeing work in place of injured LB Denzel Perryman...Finished with 14 tackles (nine solo) for the second time

## 2018, LOS ANGELES CHARGERS

Date	Opp.	Res.	Games P/S	Tackles					TFL	Interceptions					Fumbles	
				Tot	So	As	Sk	Yd		No.	Yd	Lg	TD	PD	FF	FR
09/09	KC	L	1/0	1	0	1	0	0	0	0	0	0	0	0	0	0
09/16	at Buf	W	1/0	1	1	0	1.0	8	1	0	0	0	0	1	0	0
09/23	at LAR	L	1/0	3	2	1	0	0	0	0	0	0	0	0	0	0
09/30	SF	W	1/1	7	7	0	0	0	0	0	0	0	0	1	0	0
10/07	Oak	W	1/1	2	2	0	0	0	0	0	0	0	0	0	1	0
10/14	at Cle	W	0/0	- Inactive -												
10/21	Ten*	W	1/1	7	4	3	0	0	0	0	0	0	0	0	0	0
11/04	at Sea	W	1/0	14	9	5	0	0	0	0	0	0	0	0	0	0
11/11	at Oak	W	1/0	14	9	5	0	0	0	0	0	0	0	0	0	0
11/18	Den	L	1/1	8	7	1	0	0	0	0	0	0	0	0	0	0
11/25	Ari	W	1/1	6	4	2	0	0	0	0	0	0	0	0	0	0
12/02	at Pit															
12/09	Cin															
12/13	at KC															
12/22	Bal															
12/30	at Den															
<b>'18 TOTALS</b>				<b>8-3</b>	<b>10/5</b>	<b>63</b>	<b>45</b>	<b>18</b>	<b>1.0</b>	<b>8</b>	<b>1</b>	<b>0</b>	<b>0</b>	<b>-</b>	<b>0</b>	<b>2</b>

\*Game played at Wembley Stadium in London, England.

in as many weeks...Eclipsed 200 career tackles...**vs. Denver (Nov. 18):** Started at OLB and played all 56 snaps on defense, finishing with eight tackles (seven solo)...Combined with LB Kyle Emanuel to stop RB Phillip Lindsay for no gain on fourth-and-one in the second quarter... Added two plays on special teams...**vs. Arizona (Nov. 25):** Played 41 snaps on offense and two on special teams after opening the game at OLB...Registered six tackles (four solo).

## JATAVIS BROWN NFL STATISTICS

Year	Team	GP	GS	- Tackles -					Yds	TFL	- Interceptions -					- Fumbles -			
				Total	Solo	Asst	Sacks				No.	Yds	Lg	TD	PD	FF	FR	Yds	ST Tackles
2016	San Diego	12	7	73	52	21	3.5	24	0	0	0	0	0	0	8	2	1	0	3
2017	Los Angeles Chargers	16	5	78	58	20	0.0	0	2	0	0	0	0	0	0	0	1	0	4
2018	Los Angeles Chargers	10	5	63	45	18	1.0	8	1	0	0	0	0	0	2	1	0	0	3
<b>NFL Totals</b>		<b>38</b>	<b>17</b>	<b>214</b>	<b>155</b>	<b>59</b>	<b>4.5</b>	<b>32</b>	<b>3</b>	<b>0</b>	<b>0</b>	<b>-</b>	<b>0</b>	<b>10</b>	<b>3</b>	<b>2</b>	<b>0</b>	<b>0</b>	<b>10</b>

### CAREER REGULAR-SEASON SACKS (4.5)

1.0	Josh Allen	1.0	Trevor Siemian
1.0	Derek Carr	0.5	Robert Griffin III
1.0	Andrew Luck		

### CAREER NFL TRANSACTIONS

**2016** Selected by San Diego Chargers in the fifth round (175th overall) of NFL Draft, April 30 (compensatory pick)...Signed rookie contract, May 9.

### SINGLE-GAME CAREER HIGHS

#### REGULAR SEASON

**Tackles**..... 15 – Sept. 11, 2017 at Denver  
**Sacks**..... 1.0 (four times) – Last: Sept. 16, 2018 at Buffalo



# SEAN CULKIN

TIGHT END


MIAMI

6-5 | 255 LBS | INDIAN ROCKS BEACH, FLA.

FREE AGENT - 2017

EXPERIENCE: 2ND NFL SEASON

2ND YEAR WITH CHARGERS



80

**2018:** Saw action in all 11 games, starting eight as the second TE... Recorded the first catch of his career for 24 yards...**vs. Kansas City (Sept. 9):** Made the first start of his career, playing on 17 offensive snaps...Lined up at FB in the second quarter and provided a key lead block for RB Melvin Gordon III to post an 11-yard gain...**at Buffalo (Sept. 16):** Appeared on 17 offensive plays and two on special teams...**at Los Angeles Rams (Sept. 23):** Saw action on a season-high 20 plays on offense and 10 on special teams...**vs. San Francisco (Sept. 30):** Appeared on 13 offensive snaps and 12 on special teams...**vs. Oakland (Oct. 7):** Contributed on 19 offensive plays and eight on special teams...Had a key downfield block for TE Virgil Green to score on a 13-yard TD in the fourth quarter...**at Cleveland (Oct. 14):** Started as the second TE and played 24 offensive snaps... Contributed on six plays on special teams...**vs. Tennessee (Oct. 21, Wembley Stadium):** Appeared on 11 plays on offense and four on special teams after starting as the second TE...**at Seattle (Nov. 4):** Continued to showcase his ability as a blocker, starting as the second TE for the fifth time in his career...Threw a key block on the team's first offensive play on CB Tre Flowers to spring WR Keenan Allen free for a 28-yard gain on a jet-sweep...Later in the first half, provided a block on LB K.J. Wright for Melvin Gordon's 34-yard TD run...Played 16 snaps on offense and four on special teams...**at Oakland (Nov. 11):** Started as the second TE, participating on 11 offensive plays...**vs. Denver (Nov. 18):** Opened the game as the second TE, marking his seventh start of the season...Appeared on 10 offensive snaps and four on special

2018, LOS ANGELES CHARGERS																
Date	Opp.	Res.	Games		Receiving					Rushing					Total Off.	
			P/S		No.	Yds	Avg.	Lg	TD	Att	Yds	Avg.	Lg	TD		
09/09	KC	L	1/1		0	0	-	-	0	0	0	-	-	0	0	
09/16	at Buf	W	1/0		0	0	-	-	0	0	0	-	-	0	0	
09/23	at LAR	L	1/1		0	0	-	-	0	0	0	-	-	0	0	
09/30	SF	W	1/0		0	0	-	-	0	0	0	-	-	0	0	
10/07	Oak	W	1/0		0	0	-	-	0	0	0	-	-	0	0	
10/14	at Cle	W	1/1		0	0	-	-	0	0	0	-	-	0	0	
10/21	Ten*	W	1/1		0	0	-	-	0	0	0	-	-	0	0	
11/04	at Sea	W	1/1		0	0	-	-	0	0	0	-	-	0	0	
11/11	at Oak	W	1/1		0	0	-	-	0	0	0	-	-	0	0	
11/18	Den	L	1/1		0	0	-	-	0	0	0	-	-	0	0	
11/25	Ari	W	1/1		1	24	24.0	24	0	0	0	-	-	0	24	
12/02	at Pit															
12/09	Cin															
12/13	at KC															
12/22	Bal															
12/30	at Den															
*18 TOTALS				8-3	11/8	1	24	24.0	24	0	0	0	-	-	0	24
*Game played at Wembley Stadium in London, England.																

\*Game played at Wembley Stadium in London, England.

teams...**vs. Arizona (Nov. 25):** Recorded the first catch of his career, good for 24 yards in the second quarter on a wheel-route down the left sideline...Brought in the reception between CB Leonard Johnson and S Antoine Bethea...Blocked DE Chandler Jones to help spring RB Justin Jackson for a 19-yard carry in the third quarter...Played seven snaps on offense and 10 snaps on special teams after starting as the second TE.

## SEAN CULKIN NFL STATISTICS

Year	Team	GP	GS	- Receiving -				
				No.	Yds	Avg.	Lg	TD
2017	Los Angeles Chargers	1	0	0	0	-	-	0
2018	Los Angeles Chargers	11	8	1	24	24.0	24	0
NFL Totals		12	8	1	24	24.0	24	0

## CAREER NFL TRANSACTIONS

**2017** Signed by Los Angeles Chargers as undrafted free agent, May 1.

## SINGLE-GAME CAREER HIGHS

### REGULAR SEASON

Receptions ..... 1 – Nov. 25, 2018 vs. Arizona  
Receiving Yards ..... 24 – Nov. 25, 2018 vs. Arizona

# GEREMY DAVIS

WIDE RECEIVER MIAMI

6-3 | 211 LBS | LAWRENCEVILLE, GA.

FREE AGENT - 2016

EXPERIENCE: 4TH NFL SEASON

3RD YEAR WITH CHARGERS



11

**2018:** Saw action in nine games and was inactive for two others... Posted eight tackles on special teams...**vs. Kansas City (Sept. 9):** Inactive (healthy scratch)...**at Buffalo (Sept. 16):** Made his season debut, appearing on six plays on offense and four on special teams... **at Los Angeles Rams (Sept. 23):** Saw action on five offensive snaps...**vs. San Francisco (Sept. 30):** Played eight snaps on offense while appearing on six special teams plays...**vs. Oakland (Oct. 7):** Contributed on a season-high nine offensive plays while also seeing time on six special teams snaps...Registered a special teams tackle... **at Cleveland (Oct. 14):** Posted two tackles on special teams, appearing on 13 special teams snaps and 10 on offense...**vs. Tennessee (Oct. 21, Wembley Stadium):** Appeared on one offensive play and nine on special teams...**at Seattle (Nov. 4):** Contributed on 20 snaps on special teams, finishing with a team-high three special teams tackles...**at Oakland (Nov. 11):** Inactive (healthy scratch)...**vs. Denver (Nov. 18):** Appeared on 18 special teams plays...**vs. Arizona (Nov. 25):** Saw his most significant action on offense of the season, participating on 13 plays...Played 18 snaps on special teams, recording two special teams tackles in the process.

## 2018, LOS ANGELES CHARGERS

Date	Opp.	Res.	Games P/S	Receiving					Rushing					Total Off.
				No.	Yds	Avg.	Lg	TD	Att	Yds	Avg.	Lg	TD	
09/09	KC	L	0/0	- Inactive -					0	0	-	-	0	0
09/16	at Buf	W	1/0	0	0	-	-	0	0	0	-	-	0	0
09/23	at LAR	L	1/0	0	0	-	-	0	0	0	-	-	0	0
09/30	SF	W	1/0	0	0	-	-	0	0	0	-	-	0	0
10/07	Oak	W	1/0	0	0	-	-	0	0	0	-	-	0	0
10/14	at Cle	W	1/0	0	0	-	-	0	0	0	-	-	0	0
10/21	Ten*	W	1/0	0	0	-	-	0	0	0	-	-	0	0
11/04	at Sea	W	1/0	0	0	-	-	0	0	0	-	-	0	0
11/11	at Oak	W	0/0	- Inactive -					0	0	-	-	0	0
11/18	Den	L	1/0	0	0	-	-	0	0	0	-	-	0	0
11/25	Ari	W	1/0	0	0	-	-	0	0	0	-	-	0	0
12/02	at Pit													
12/09	Cin													
12/13	at KC													
12/22	Bal													
12/30	at Den													
<b>'18 TOTALS</b>				<b>8-3</b>	<b>9/0</b>	<b>0</b>	<b>0</b>	<b>- - - 0</b>	<b>0</b>	<b>0</b>	<b>- - - 0</b>	<b>0</b>	<b>0</b>	<b>0</b>

\*Game played at Wembley Stadium in London, England.

## GEREMY DAVIS NFL STATISTICS

Year	Team	GP	GS	No.	- Receiving -				Att	- Rushing -				- Scrimmage - Yards
					Yds	Avg.	Lg	TD		Yds	Avg.	Lg	TD	
2015	New York Giants	10	0	2	21	10.5	16	0	0	0	-	-	0	21
2016	San Diego	3	0	0	0	-	-	0	0	0	-	-	0	0
2017	Los Angeles Chargers	2	0	0	0	-	-	0	0	0	-	-	0	0
2018	Los Angeles Chargers	9	0	0	0	-	-	0	0	0	-	-	0	0
<b>NFL Totals</b>		<b>24</b>	<b>0</b>	<b>2</b>	<b>21</b>	<b>10.5</b>	<b>16</b>	<b>0</b>	<b>0</b>	<b>0</b>	<b>-</b>	<b>-</b>	<b>0</b>	<b>21</b>

## CAREER NFL TRANSACTIONS

- 2015** Selected by New York Giants in the sixth round (186th overall) of NFL Draft, May 2...Signed rookie contract, May 9.
- 2016** Waived by Giants, Sept. 3...Signed by Giants to practice squad, Sept. 5...Signed by San Diego Chargers to active roster from Giants' practice squad, Nov. 9.
- 2017** Re-signed by Los Angeles Chargers as exclusive rights free agent, March 20...Waived by Chargers, Sept. 3...Signed by Chargers to practice squad, Sept. 4...Signed to active roster, Sept. 11...Waived by Chargers, Sept. 16...Signed by Chargers to practice squad, Sept. 19...Signed to active roster, Oct. 26.
- 2018** Re-signed by Chargers as restricted free agent, March 12.

# MICHAEL DAVIS

CORNERBACK BRIGHAM YOUNG

6-2 | 195 LBS | GLENDALE, CALIF.

FREE AGENT - 2017

EXPERIENCE: 2ND NFL SEASON

2ND YEAR WITH CHARGERS



# 43

**2018:** Saw action in all 11 games with four starts at LCB...Registered 20 tackles (17 solo) and two passes defended...Posted six special teams tackles...**vs. Kansas City (Sept. 9):** Saw action on 18 plays on special teams...**at Buffalo (Sept. 16):** Appeared on 21 special teams snaps and registering his first special teams tackle of the season...**at Los Angeles Rams (Sept. 23):** Contributed on two defensive plays and 15 on special teams...**vs. San Francisco (Sept. 30):** Posted a tackle on special teams, his second of the season...Appeared on 20 special teams plays, forcing a fumble on a kickoff return...**vs. Oakland (Oct. 7):** Played 14 snaps on defense and 16 on special teams, assisting on a tackle to record his first defensive statistic of the season...**at Cleveland (Oct. 14):** Finished with three solo tackles...Appeared on 22 plays on defense and 20 on special teams...Added a tackle on special teams...**vs. Tennessee (Oct. 21, Wembley Stadium):** Recorded a tackle on special teams, his fourth of the season, seeing action on eight snaps on defense and 14 on special teams...Hustled in coverage to down a punt by P Donnie Jones at the five-yard line after it bounced up in the air...**at Seattle (Nov. 4):** Made the first start of his career, opening the game at LCB and playing all 81 defensive snaps...Set single-game career highs in tackles (eight) and solo stops (seven)...Contributed on five special teams plays...**at Oakland (Nov. 11):** Opened the game at LCB for the second time in his career...Posted four

## 2018, LOS ANGELES CHARGERS

Date	Opp.	Res.	Games P/S	Tackles						Interceptions					Fumbles	
				Tot	So	As	Sk	Yd	TFL	No.	Yd	Lg	TD	PD	FF	FR
09/09	KC	L	1/0	0	0	0	0	0	0	0	0	-	0	0	0	0
09/16	at Buf	W	1/0	0	0	0	0	0	0	0	0	-	0	0	0	0
09/23	at LAR	L	1/0	0	0	0	0	0	0	0	0	-	0	0	0	0
09/30	SF	W	1/0	0	0	0	0	0	0	0	0	-	0	0	0	0
10/07	Oak	W	1/0	1	0	1	0	0	0	0	0	-	0	0	0	0
10/14	at Cle	W	1/0	3	3	0	0	0	0	0	0	-	0	0	0	0
10/21	Ten*	W	1/0	0	0	0	0	0	0	0	0	-	0	0	0	0
11/04	at Sea	W	1/1	8	7	1	0	0	0	0	0	-	0	0	0	0
11/11	at Oak	W	1/1	4	3	1	0	0	0	0	0	-	0	1	0	0
11/18	Den	L	1/1	2	2	0	0	0	0	0	0	-	0	1	0	0
11/25	Ari	W	1/1	2	2	0	0	0	0	0	0	-	0	0	0	0
12/02	at Pit															
12/09	Cin															
12/13	at KC															
12/22	Bal															
12/30	at Den															
<b>'18 TOTALS</b>				<b>8-3</b>	<b>11/4</b>	<b>20</b>	<b>17</b>	<b>3</b>	<b>0</b>	<b>0</b>	<b>0</b>	<b>0</b>	<b>0</b>	<b>2</b>	<b>0</b>	<b>0</b>

\*Game played at Wembley Stadium in London, England.

tackles (three solo)...Saw action on all 63 defensive snaps and four on special teams...**vs. Denver (Nov. 18):** Recorded two solo tackles and a pass defended after starting at LCB...Played 56 snaps on defense and eight on special teams...**vs. Arizona (Nov. 25):** Posted a pair of solo tackles on defense and a pair of special teams tackles...Started at LCB and played all 47 defensive snaps and 16 on special teams.

## MICHAEL DAVIS NFL STATISTICS

Year	Team	GP	GS	- Tackles -				Yds	TFL	- Interceptions -					- Fumbles -			
				Total	Solo	Asst	Sacks			No.	Yds	Lg	TD	PD	FF	FR	Yds	ST Tackles
2017	Los Angeles Chargers	15	0	4	4	0	0.0	0	0	0	0	-	0	2	0	0	0	15
2018	Los Angeles Chargers	11	4	20	17	3	0.0	0	0	0	0	-	0	2	0	0	0	6
<b>NFL Totals</b>		<b>26</b>	<b>4</b>	<b>24</b>	<b>21</b>	<b>3</b>	<b>0.0</b>	<b>0</b>	<b>0</b>	<b>0</b>	<b>0</b>	<b>-</b>	<b>0</b>	<b>4</b>	<b>0</b>	<b>0</b>	<b>0</b>	<b>21</b>

## CAREER NFL TRANSACTIONS

**2016** Signed by Los Angeles Chargers as undrafted free agent, May 1...Waived by Chargers, Sept. 2...Signed by Chargers to practice squad, Sept. 3...Signed to active roster, Sept. 16.

## SINGLE-GAME CAREER HIGHS

### REGULAR SEASON

**Tackles**..... 8 – Nov. 4, 2018 at Seattle

# NICK DZUBNAR

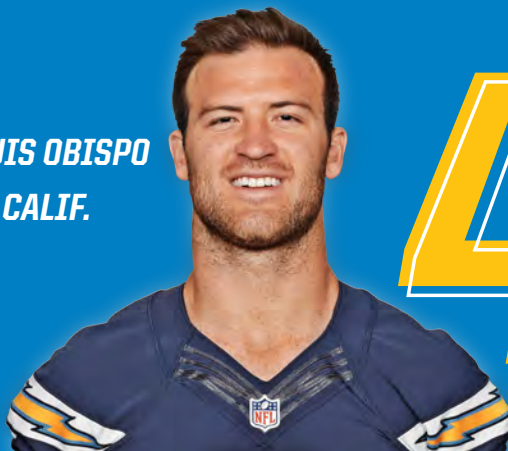
LINEBACKER CAL POLY–SAN LUIS OBISPO

6-1 | 240 LBS | MISSION VIEJO, CALIF.

FREE AGENT - 2015

EXPERIENCE: 4TH NFL SEASON

4TH YEAR WITH CHARGERS



48

**2018:** Appeared in 11 games...Recorded eight special teams tackles to eclipse 40 for his career...**vs. Kansas City (Sept. 9):** Played 20 snaps on special teams and one on defense...**at Buffalo (Sept. 16):** Posted his first special teams tackle of the season, seeing action on 21 plays on special teams...**at Los Angeles Rams (Sept. 23):** Appeared on 15 special teams snaps and recorded a tackle on special teams...**vs. San Francisco (Sept. 30):** Posted the third special teams tackle of the season, appearing on 21 plays in the third phase...Provided a block on CB Desmond King II's 56-yard punt return at the end of the first half...**vs. Oakland (Oct. 7):** Appeared on 16 plays on special teams...**at Cleveland (Oct. 14):** Recorded two special teams tackles while playing 20 snaps on special teams...**vs. Tennessee (Oct. 21, Wembley Stadium):** Contributed on 15 special teams plays...**at Seattle (Nov. 4):** Posted a tackle on special teams, bringing his season total to six...Saw action on 20 special teams snaps...**at Oakland (Nov. 11):** Played 16 snaps on special teams, registering a special teams tackle...**vs. Denver (Nov. 18):** Contributed on 18 plays on special teams...**vs. Arizona (Nov. 25):** Appeared on a defensive snap and 18 on special teams, finishing with a special teams tackle.

## 2018, LOS ANGELES CHARGERS

Date	Opp.	Res.	Games P/S	Tackles						Interceptions					Fumbles	
				Tot	So	As	Sk	Yd	TFL	No.	Yd	Lg	TD	PD	FF	FR
09/09	KC	L	1/0	0	0	0	0	0	0	0	0	-	0	0	0	0
09/16	at Buf	W	1/0	0	0	0	0	0	0	0	0	-	0	0	0	0
09/23	at LAR	L	1/0	0	0	0	0	0	0	0	0	-	0	0	0	0
09/30	SF	W	1/0	0	0	0	0	0	0	0	0	-	0	0	0	0
10/07	Oak	W	1/0	0	0	0	0	0	0	0	0	-	0	0	0	0
10/14	at Cle	W	1/0	0	0	0	0	0	0	0	0	-	0	0	0	0
10/21	Ten*	W	1/0	0	0	0	0	0	0	0	0	-	0	0	0	0
11/04	at Sea	W	1/0	0	0	0	0	0	0	0	0	-	0	0	0	0
11/11	at Oak	W	1/0	0	0	0	0	0	0	0	0	-	0	0	0	0
11/18	Den	L	1/0	0	0	0	0	0	0	0	0	-	0	0	0	0
11/25	Ari	W	1/0	0	0	0	0	0	0	0	0	-	0	0	0	0
12/02	at Pit															
12/09	Cin															
12/13	at KC															
12/22	Bal															
12/30	at Den															
<b>'18 TOTALS</b>				<b>8-3</b>	<b>11/0</b>	<b>0</b>	<b>0</b>	<b>0</b>	<b>0</b>	<b>0</b>	<b>0</b>	<b>0</b>	<b>-</b>	<b>0</b>	<b>0</b>	<b>0</b>

\*Game played at Wembley Stadium in London, England.

## NICK DZUBNAR NFL STATISTICS

Year	Team	GP	GS	- Tackles -					Yds	TFL	- Interceptions -					- Fumbles -			ST Tackles
				Total	Solo	Asst	Sacks				No.	Yds	Lg	TD	PD	FF	FR	Yds	
2015	San Diego	16	0	2	0	2	0.0	0	0	0	0	0	-	0	0	0	0	0	13
2016	San Diego	4	0	6	3	3	0.0	0	0	0	0	0	-	0	0	0	0	0	0
2017	Los Angeles Chargers	13	0	0	0	0	0.0	0	0	0	0	0	-	0	0	0	0	0	21
2018	Los Angeles Chargers	11	0	0	0	0	0.0	0	0	0	0	0	-	0	0	0	0	0	8
<b>NFL Totals</b>		<b>44</b>	<b>0</b>	<b>8</b>	<b>3</b>	<b>5</b>	<b>0.0</b>	<b>0</b>	<b>0</b>	<b>0</b>	<b>0</b>	<b>0</b>	<b>-</b>	<b>0</b>	<b>0</b>	<b>0</b>	<b>0</b>	<b>0</b>	<b>42</b>

## CAREER NFL TRANSACTIONS

**2015** Signed by San Diego Chargers as undrafted free agent, May 2.  
**2016** Placed on Reserve/Injured (knee), Oct. 10.  
**2017** Waived by Los Angeles Chargers, Sept. 4...Signed by Chargers to practice squad, Sept. 5...Signed to active roster, Sept. 23.  
**2018** Re-signed by Chargers as restricted free agent, March 12.

## SINGLE-GAME CAREER HIGHS

### REGULAR SEASON

Tackles..... 4 – Sept. 25, 2016 at Indianapolis



# AUSTIN EKELER

**RUNNING BACK**      **WESTERN STATE COLO.**

**5-10** | **200 LBS** | **EATON, COLO.**

**FREE AGENT - 2017**

**EXPERIENCE: 2ND NFL SEASON**

**2ND YEAR WITH CHARGERS**



# 30

**2018:** Appeared in all 11 games with one start at RB, carrying the ball 70 times for 409 yards (5.8 avg.) and a TD...Posted 32 receptions for 354 yards (11.1 avg.) and three TDs, including a single-game career-long 44-yard TD catch...The receiving scores brought his career total to six, making him the sixth-ever undrafted RB to have at least six TD catches in his first two seasons...Became the first undrafted RB to record five-plus TD catches in his first two seasons since 1966 (Dallas RB Dan Reeves had nine TD catches from 1965-66)...The six receiving TDs tied RB Mike Tolbert for the third-most in team history by an undrafted RB...Became the first undrafted Charger to record a rushing TD and a receiving TD in each of his first two seasons...Recorded nine tackles on special teams, giving him 26 for his career...**vs. Kansas City (Sept. 9):** Saw action on 22 plays on offense and 20 on special teams...Finished with five carries for 39 yards (7.8 avg.) and five receptions for a career-high 87 yards (17.4 avg.) and a TD...The 126 scrimmage yards was a single-game career high, beating his mark of 119 in Week 10 of 2017 at Jacksonville...Midway through the second quarter, hauled in the 13-yard TD pass from QB Philip Rivers, marking Rivers' 343rd career TD passes for sole possession of sixth in NFL history...On the play, got behind LB Anthony Hitchens in the front left corner of the end zone as Rivers stood tall in the face of pressure...Earlier in the game, corralled a pass down the left sideline that was tipped by WR Keenan Allen for a 30-yard gain, maintaining possession after an illegal hit by DB Ron Parker...**at Buffalo (Sept. 16):** Posted a career best with a game-high 77 rushing yards on 11 carries (7.0 avg.), surpassing his previous high of 49 yards (Dec. 10, 2017 vs. Washington) with 10 minutes remaining in the second quarter...Added three receptions for 21 yards (7.0 avg.)...Took a sweep handoff from left-to-right for 16 yards in the first quarter, getting downfield blocks from TE Virgil Green and WR Tyrell Williams...Posted two carries of 15-plus yards in a three-play stretch in the second quarter...Took the first handoff off tackle to the left with a block from Green pulling to the left before breaking a tackle attempt of S Micah Hyde for a 22-yard gain...Two plays later, received another pulling block from Green to spring him free on an end-around to the left for 16 yards...Played 24 snaps on offense and 13 on special teams...**at Los Angeles Rams (Sept. 23):** Carried the ball four times for 47 yards (11.8 avg.)...Caught three passes for 24 yards (8.0 avg.)...Posted a game-long 32-yard run in the third quarter, juking past S Lamaricus Joyner in the open field after receiving sealing blocks from G Michael Schofield III, Virgil Green, FB Derek Watt and C Mike Pouncey...Added a tackle on special teams, appearing on 18 offensive plays and 15 on special teams...**vs. San Francisco (Sept. 30):** Hauled in two catches for 31 yards (15.5 avg.), including a 22-yard score...The receiving TD marked his second of the year and fifth of his career, making him the first undrafted RB to catch five-plus TD passes in the first two seasons of his professional career since 1966 (Dan Reeves had nine from 1965-66)...On the score, lined up split wide to the right and ran a go-route down the sideline, getting behind the single-man coverage of LB Fred Warner to catch the pass from Philip Rivers in the end zone...Added 25 rushing yards on eight attempts (3.1 avg.)...Saw action on 23 offensive plays and 21 on special teams, registering a special teams tackle...**vs. Oakland (Oct. 7):** Hauled in the sixth TD pass of his career on a career-long 44-yard catch-and-run to become

## 2018, LOS ANGELES CHARGERS

Games				Rushing					Receiving					Total		
Date	Opp.	Res.	P/S	Att	Yds	Avg.	Lg	TD	No.	Yds	Avg.	Lg	TD	Off.		
09/09	KC	L	1/0	5	39	7.8	10	0	5	87	17.4	30	1	126		
09/16	at Buf	W	1/0	11	77	7.0	22	0	3	21	7.0	10	0	98		
09/23	at LAR	L	1/0	4	47	11.8	32	0	3	24	8.0	15	0	71		
09/30	SF	W	1/0	8	25	3.1	11	0	2	31	15.5	22t	1	56		
10/07	Oak	W	1/0	6	15	2.5	12	0	1	44	44.0	44t	1	59		
10/14	at Cle	W	1/0	7	60	8.6	20	0	0	0	-	-	0	60		
10/21	Ten*	W	1/1	12	42	3.5	11	0	5	26	5.2	11	0	68		
11/04	at Sea	W	1/0	3	21	7.0	16	0	1	13	13.0	13	0	34		
11/11	at Oak	W	1/0	3	19	6.3	9	0	0	0	-	-	0	19		
11/18	Den	L	1/0	6	29	4.8	17	0	2	40	20.0	23	0	69		
11/25	Ari	W	1/0	5	35	7.0	13	1	10	68	6.8	15	0	103		
12/02	at Pit															
12/09	Cin															
12/13	at KC															
12/22	Bal															
12/30	at Den															
'18 TOTALS				8-3	11/1	70	409	5.8	32	1	32	354	11.1	44t	3	763

\*Game played at Wembley Stadium in London, England.

the sixth-ever undrafted RB to have six-plus TD receptions in his first two seasons...On the play, caught the ball in the left flat, juking by LB Tahir Whitehead and CB Daryl Worley and running down the sideline for the score while getting a block from Keenan Allen...Posted six carries for 15 yards (2.5 avg.)...Appeared on 23 offensive snaps and 16 on special teams, recording two special teams tackles...**at Cleveland (Oct. 14):** Appeared on 21 snaps each on offense and special teams...Carried the ball seven times for 60 yards (8.6 avg.)...Part of a rushing attack that registered 246 yards on the ground, the most by a Chargers offense since 2008...Recorded two carries for 10-plus yards within a three-play span in the third quarter, including a 13-yard gain where he broke three tackles...In the fourth quarter, took a shotgun handoff to the left for 20 yards, getting key blocks from G Dan Feeney, T Russell Okung, C/G Scott Quessenberry and Virgil Green...Posted a tackle on special teams...**vs. Tennessee (Oct. 21, Wembley Stadium):** Made the first start at RB of his career in place of an injured Melvin Gordon...Played 42 snaps on offense and one on special teams...Carried the ball a career-high 12 times for 42 yards (3.5 avg.) and tied a single-game career high with five receptions for 26 yards (5.2 avg.)...Took a handoff in the third quarter for an 11-yard gain, weaving through blocks from Mike Pouncey, Dan Feeney and Virgil Green...**at Seattle (Nov. 4):** Appeared on 20 plays on special teams and nine on offense...Carried the ball three times for 21 yards (7.0 avg.) and registered a 13-yard reception...Took a jet-sweep to the left in the first quarter for a 16-yard gain behind blocks from Virgil Green and TE Sean Culkin...**at Oakland (Nov. 11):** Carried the football three times for 19 yards (6.3 avg.) while playing 20 offensive snaps...Registered five tackles on special teams while participating on 16 special teams snaps...**vs. Denver (Nov. 18):** Contributed with 18 snaps each on offense and special teams...Posted 29 rushing yards on six attempts (4.8 avg.) while registering two receptions for 40 yards (20.0 avg.)...Took his longest run of the day 17 yards on a reverse behind blocks from Philip Rivers and Keenan Allen...In the fourth quarter, hauled in a pass on a drag-route that went for a 23-yard gain after breaking a tackle attempt by ILB Josey Jewell...**vs. Arizona (Nov. 25):** Recorded the third game of his career with 100-plus scrimmage yards, finishing the day with 103...Set a single-game career high with 10 catches, gaining 68 yards on those receptions (6.8



avg.)...Carried the ball five times for 35 yards (7.0 avg.) and a TD, his first rushing score of the year, becoming the first undrafted Charger in history to score a rushing and receiving TD in each of his first two seasons...Set up his own two-yard score one play earlier by taking a pitch to the left in the third quarter on fourth-and-one for 13 yards, sprinting

around S Antoine Bethea and breaking the tackle attempt of CB Patrick Peterson to move the chains...Earlier in the third quarter, broke tackle attempts by LB Gerald Hodges and CB Leonard Johnson on a 14-yard catch-and-run on an underneath route...Contributed on 25 offensive plays and two on special teams.

### AUSTIN EKELER NFL STATISTICS

– Rushing –									– Receiving –					– Scrimmage –	
Year	Team	GP	GS	No.	Yds	Avg.	Lg	TD	Att	Yds	Avg.	Lg	TD	Yards	
2017	Los Angeles Chargers	16	0	47	260	5.5	35t	2	27	279	10.3	38	3	539	
2017	Los Angeles Chargers	11	1	70	409	5.8	32	1	32	354	11.1	44t	3	763	
NFL Totals		27	1	117	669	5.7	35t	3	59	633	10.7	44t	6	1,302	
– Kickoff Returns –									– Punt Returns –					– All-Purpose –	
Year	Team			No.	Yds	Avg.	Lg	TD	No.	FC	Yds	Avg.	Lg	TD	Yards
2017	Los Angeles Chargers			5	85	17.0	22	0	0	0	0	–	–	0	624
2018	Los Angeles Chargers			0	0	–	–	0	0	0	0	–	–	0	763
NFL Totals				5	85	17.0	22	0	0	0	0	–	–	0	1,387

### CAREER NFL TRANSACTIONS

**2017** Signed by Los Angeles Chargers as undrafted free agent, May 1.

### SINGLE-GAME CAREER HIGHS

#### REGULAR SEASON

<b>Rushing Attempts</b>	12 – Oct. 21, 2018 vs. Tennessee in London
<b>Rushing Yards</b>	77 – Sept. 16, 2018 at Buffalo
<b>Longest Run</b>	35t – Oct. 1, 2017 vs. Philadelphia
<b>Rushing Touchdowns</b>	1 (three times) – Last: Nov. 25, 2018 vs. Arizona
<b>Receptions</b>	10 – Nov. 25, 2018 vs. Arizona
<b>Receiving Yards</b>	87 – Sept. 9, 2018 vs. Kansas City
<b>Longest Catch</b>	44t – Oct. 7, 2018 vs. Oakland
<b>Receiving Touchdowns</b>	2 – Nov. 12, 2017 at Jacksonville
<b>Scrimmage Yards</b>	126 – Sept. 9, 2018 vs. Kansas City
<b>Kickoff Returns</b>	3 – Sept. 17, 2017 vs. Miami
<b>Kickoff Return Yards</b>	49 – Sept. 17, 2017 vs. Miami
<b>Longest Kickoff Return</b>	22 – Sept. 17, 2017 vs. Miami

# KYLE EMANUEL

LINEBACKER NORTH DAKOTA STATE

6-3 | 250 LBS | SCHUYLER, NEB.

DRAFT 5 - 2015

EXPERIENCE: 4TH NFL SEASON

4TH YEAR WITH CHARGERS



# 51

**2018:** Appeared in all 11 games with four starts at OLB and two at ILB...Recorded 19 tackles (12 solo) and two tackles for loss...Added two tackles on special teams...**vs. Kansas City (Sept. 9):** Contributed on 13 defensive snaps and 15 on special teams, finishing with two solo tackles...**at Buffalo (Sept. 16):** Opened the game at OLB, playing 17 snaps on defense and 16 on special teams...**at Los Angeles Rams (Sept. 23):** Appeared in the 50th game of his career...Posted his first special teams tackle of the year...Saw action on 21 special teams plays...**vs. San Francisco (Sept. 30):** Started his second game of the season at OLB, participating on 31 defensive plays and 15 on special teams...Registered two solo stops...On the first defensive play, pushed T Mike McGlinchey into the backfield to force RB Matt Breida into a tackle by NT Brandon Mebane...**vs. Oakland (Oct. 7):** Started at OLB, playing 11 snaps on defense and nine on special teams...Assisted on a tackle...**at Cleveland (Oct. 14):** Assisted on a tackle while appearing on 15 defensive plays...Contributed on 10 special teams plays and recorded a tackle on special teams...**vs. Tennessee (Oct. 21, Wembley Stadium):** Started at OLB and played 24 snaps on defense while contributing on 12 special teams plays...Finished with four tackles (two solo)...**at Seattle (Nov. 4):** Posted two tackles (one solo) while participating on 16 defensive snaps and 13 on special teams...**at Oakland (Nov. 11):** Contributed on 16 plays on defense and nine on special teams...Finished with two tackles (one solo)...Posted a tackle for loss in the third quarter, getting into the backfield by powering through a block of FB Keith Smith to bring down RB Doug Martin

2018, LOS ANGELES CHARGERS																
Date	Opp.	Res.	Games		Tackles						Interceptions				Fumbles	
			P/S		Tot	So	As	Sk	Yd	TFL	No.	Yd	Lg	TD	FF	FR
09/09	KC	L	1/0		2	2	0	0	0	1	0	0	-	0	0	0
09/16	at Buf	W	1/1		0	0	0	0	0	0	0	0	-	0	0	0
09/23	at LAR	L	1/0		0	0	0	0	0	0	0	0	-	0	0	0
09/30	SF	W	1/1		2	2	0	0	0	0	0	0	-	0	0	0
10/07	Oak	W	1/1		1	0	1	0	0	0	0	0	-	0	0	0
10/14	at Cle	W	1/0		1	0	1	0	0	0	0	0	-	0	0	0
10/21	Ten*	W	1/1		4	2	2	0	0	0	0	0	-	0	0	0
11/04	at Sea	W	1/0		2	1	1	0	0	0	0	0	-	0	0	0
11/11	at Oak	W	1/0		2	1	1	0	0	1	0	0	-	0	0	0
11/18	Den	L	1/1		5	4	1	0	0	0	0	0	-	0	0	0
11/25	Ari	W	1/1		0	0	0	0	0	0	0	0	-	0	0	0
12/02	at Pit															
12/09	Cin															
12/13	at KC															
12/22	Bal															
12/30	at Den															
<b>'18 TOTALS</b>			<b>8-3</b>	<b>11/6</b>	<b>19</b>	<b>12</b>	<b>7</b>	<b>0</b>	<b>0</b>	<b>2</b>	<b>0</b>	<b>0</b>	<b>-</b>	<b>0</b>	<b>0</b>	<b>0</b>

\*Game played at Wembley Stadium in London, England.

for a six-yard loss...**vs. Denver (Nov. 18):** Started at ILB, playing 20 defensive snaps and five on special teams...Posted five tackles (four solo)...Combined with LB Jatavis Brown to stop RB Phillip Lindsay for no gain on fourth-and-one in the second quarter...**vs. Arizona (Nov. 25):** Opened the game at ILB, seeing time on 12 defensive plays and five special teams snaps.

## KYLE EMANUEL NFL STATISTICS

				- Tackles -						- Interceptions -					- Fumbles -				
Year	Team	GP	GS	Total	Solo	Asst	Sacks	Yds	TFL	No.	Yds	Lg	TD	PD	FF	FR	Yds	ST Tackles	
2015	San Diego	15	3	30	15	15	1.0	13	3	1	0	0	0	1	0	0	0	8	
2016	San Diego	16	11	49	30	19	0.5	2	7	0	0	-	0	2	1	1	0	3	
2017	Los Angeles Chargers	16	11	37	15	22	1.5	8	1.5	1	23	23	0	3	0	0	0	3	
2018	Los Angeles Chargers	11	6	19	12	7	0.0	0	2	0	0	-	0	0	0	0	0	2	
NFL Totals		58	31	135	72	63	3.0	23	13.5	2	23	-	0	6	1	1	0	16	

### CAREER REGULAR-SEASON SACKS (3.0)

1.0 ..... Blake Bortles | 0.5 ..... Robert Griffin III  
1.0 ..... Matthew Stafford | 0.5 ..... Bryce Petty

### CAREER REGULAR-SEASON INTERCEPTIONS (2)

1 ..... Kirk Cousins | 1 ..... Matthew Stafford

### CAREER NFL TRANSACTIONS

**2015** Selected by San Diego Chargers in the third round (153rd overall) of NFL Draft, May 1...Signed rookie contract, May 13.

### SINGLE-GAME CAREER HIGHS

#### REGULAR SEASON

**Tackles** ..... 7 - Jan. 1, 2017 vs. Kansas City  
**Sacks** ..... 1.0 (twice) - Last: Nov. 12, 2017 at Jacksonville  
**Interceptions** ..... 1 (twice) - Last: Dec. 10, 2017 vs. Washington

# BRANDON FACYSON

CORNERBACK VIRGINIA TECH

6-2 | 197 LBS | NEWNAN, GA.

FREE AGENT - 2018

EXPERIENCE: ROOKIE

1ST YEAR WITH CHARGERS



36

**2018:** Appeared in 10 games and was inactive for another... Registered three tackles on special teams...**vs. Kansas City (Sept. 9):** Inactive (healthy scratch)...**at Buffalo (Sept. 16):** Made his NFL debut, appearing on 13 special teams plays...Posted the first special teams tackle of his career...**at Los Angeles Rams (Sept. 23):** Contributed on six plays on special teams...**vs. San Francisco (Sept. 30):** Appeared on 16 special teams plays, the most of his career in a single game...**vs. Oakland (Oct. 7):** Played 12 snaps on special teams...**at Cleveland (Oct. 14):** Saw the first regular-season action on defense of his career, playing two snaps...Appeared on 15 plays on special teams...**vs. Tennessee (Oct. 21, Wembley Stadium):** Recorded the second tackle on special teams of his career, playing 13 special teams snaps...**at Seattle (Nov. 4):** Participated on 13 plays on special teams...**at Oakland (Nov. 11):** Played 14 special teams snaps...**vs. Denver (Nov. 18):** Posted a tackle on special teams, appearing on 16 special teams snaps for the day...**vs. Arizona (Nov. 25):** Played four defensive snaps and 16 on special teams.

## 2018, LOS ANGELES CHARGERS

Date	Opp.	Res.	Games P/S	Tackles						Interceptions					Fumbles	
				Tot	So	As	Sk	Yd	TFL	No.	Yd	Lg	TD	PD	FF	FR
09/09	KC	L	0/0	- Inactive -						0	0	-	0	0	0	0
09/16	at Buf	W	1/0	0	0	0	0	0	0	0	0	-	0	0	0	0
09/23	at LAR	L	1/0	0	0	0	0	0	0	0	0	-	0	0	0	0
09/30	SF	W	1/0	0	0	0	0	0	0	0	0	-	0	0	0	0
10/07	Oak	W	1/0	0	0	0	0	0	0	0	0	-	0	0	0	0
10/14	at Cle	W	1/0	0	0	0	0	0	0	0	0	-	0	0	0	0
10/21	Ten*	W	1/0	0	0	0	0	0	0	0	0	-	0	0	0	0
11/04	at Sea	W	1/0	0	0	0	0	0	0	0	0	-	0	0	0	0
11/11	at Oak	W	1/0	0	0	0	0	0	0	0	0	-	0	0	0	0
11/18	Den	L	1/0	0	0	0	0	0	0	0	0	-	0	0	0	0
11/25	Ari	W	1/0	0	0	0	0	0	0	0	0	-	0	0	0	0
12/02	at Pit															
12/09	Cin															
12/13	at KC															
12/22	Bal															
12/30	at Den															
<b>'18 TOTALS</b>				<b>8-3</b>	<b>10/0</b>	<b>0</b>	<b>0</b>	<b>0</b>	<b>0</b>	<b>0</b>	<b>0</b>	<b>-</b>	<b>0</b>	<b>0</b>	<b>0</b>	<b>0</b>

\*Game played at Wembley Stadium in London, England.

## BRANDON FACYSON NFL STATISTICS

Year	Team	GP	GS	- Tackles -				Yds	TFL	- Interceptions -					- Fumbles -			
				Total	Solo	Asst	Sacks			No.	Yds	Lg	TD	PD	FF	FR	Yds	ST Tackles
2018	Los Angeles Chargers	10	0	0	0	0	0.0	0	0	0	0	-	0	0	0	0	0	3

## CAREER NFL TRANSACTIONS

**2018** Signed by Los Angeles Chargers as undrafted free agent, May 11.

# DAN FEENEY

GUARD

INDIANA

6-4 | 310 LBS | ORLAND PARK, ILL.

DRAFT 3 - 2017

EXPERIENCE: 2ND NFL SEASON

2ND YEAR WITH CHARGERS



66

**2018:** Started all 11 games at LG...Part of a line that protected QB Philip Rivers to pass Hall of Fame QB Fran Tarkenton for the sixth-most career TD passes in NFL history, Hall of Fame QB John Elway for the eighth-most passing yards in league annals and Hall of Fame QB Terry Bradshaw to tie New York Giants QB Eli Manning for the 11th-most regular-season victories by a QB...Gave Rivers time to post two games with 400-plus yards, four with 300-plus yards and four of three-TD contests...Blocked to help Rivers set a team mark with multiple TD passes in every game this season and 12-straight dating back to 2017, becoming the fourth QB in history to have multiple TD passes in the first 11 games to open a season...Protected Rivers to post the most efficient game in NFL history, setting all-time marks for single-game consecutive completions (25) and single-game completion percentage with at least 20 pass attempts (96.6)...Kept Rivers upright to throw 13 TD passes in the first five games, 15 in the first six contests and 17 in the team's first seven games, tying for the most in his career through five, six and seven games, respectively, to start a season...Blocked for the NFL's No. 6 offense, posting 402.0 yards-per-game...Contributed on a line that blocked for a rushing attack that posted over 100 yards in five of the first six games, including each of the first four...Blocked for RB Melvin Gordon III to become the sixth Charger to reach 3,000 career rushing yards and post three 100-yard games...Paved the way for Gordon to record the first five-game streak with at least one scrimmage TD and 120-plus yards from scrimmage in a decade (RB Jamaal Charles, 2007)...Is the one Charger to appear on all 680 offensive snaps this season...Appeared on 57 special teams plays...**vs. Kansas City (Sept. 9):** Started at LG and played all 82 snaps on offense...Blocked for the offense to total a Week 1-high 541 net yards, including 123 on the ground...Protected Philip Rivers to throw for 424 yards and three TDs for a 103.7 passer rating...**at Buffalo (Sept. 16):** Opened the game at LG, playing all 57 offensive snaps...Kept Philip Rivers upright to complete 85.2 percent of his passes for 256 yards and three TDs (143.2 passer rating)...It marked Rivers' 54th three-TD performance (second of the season) and the fifth-best single-game passer rating of his career (min. 20 attempts)...Paved the way for an offense that rushed for 100-plus yards for the second time in as many weeks...Blocked for RB Austin Ekeler to record a single-game career-high 77 rushing yards and for Melvin Gordon to match a career best with three total TDs (one rushing, two receiving)...**at Los Angeles Rams (Sept. 23):** Protected Philip Rivers to throw for 226 yards and two TDs, registering a 105.7 passer rating...Blocked for an offense that posted a season-high 141

rushing yards on 20 carries (7.1 avg.)...Provided a key block for Melvin Gordon for a 20-yard gain in the first quarter...Appeared on all 52 offensive plays after starting at LG...**vs. San Francisco (Sept. 30):** Opened the game at LG and played all 68 offensive snaps...Blocked for Melvin Gordon to record his first 100-yard rushing game of the season, finishing with 104 yards...It marked the fourth-straight contest where the offense posted at least 100 rushing yards...Protected Philip Rivers to throw for three TDs...**vs. Oakland (Oct. 7):** Appeared in the 20th game of his career, starting at LG and playing all 64 snaps on offense...Provided time for Philip Rivers to throw for 339 yards and register a 143.4 passer rating, the best rating of his career against Oakland...Provided downfield blocking in the fourth quarter for TE Virgil Green to score a 13-yard TD on a screen pass...**at Cleveland (Oct. 14):** Started at LG and played all 60 offensive snaps...Paved the way for the offense to register 449 yards of offense, including 246 on the ground, which was the most by a Chargers offense since 2008...Blocked for Melvin Gordon to post a single-game career high three rushing TDs...Protected Philip Rivers to reach 15 TDs on the year, tying for the most of his career through the first six games of a season...Provided key blocks on Gordon's second TD run of the day and on a 20-yard carry by Austin Ekeler in the fourth quarter...**vs. Tennessee (Oct. 21, Wembley Stadium):** Provided time for Philip Rivers to throw two TDs and 306 yards, registering a 137.7 passer rating, his sixth rating of 100-plus for the year...The two TDs put Rivers at 17 for the season, tying for the most through the first seven games of a season in his career...Blocked CB Logan Ryan to spring Austin Ekeler free for an 11-yard gain in the third quarter...Started at LG, playing all 44 snaps on offense...**at Seattle (Nov. 4):** Played all 51 offensive snaps after opening the game at LG...Blocked for Melvin Gordon to post his third 100-yard rushing output of the season, registering a TD and 113 yards on 16 attempts (7.1 avg.)...Protected Philip Rivers to throw for two TDs, 228 yards and a 105.9 passer rating...Provided time for Rivers to record his seventh game of the season with a passer rating over 100, the most through the first eight games of a season in his career...**at Oakland (Nov. 11):** Blocked for Melvin Gordon to post 165 yards from scrimmage and a TD for the fifth-straight game, the longest streak since 2007 (Jamaal Charles)...Protected Philip Rivers to throw for two TDs and 223 yards (105.1 passer rating) for his eighth game of 2018 with a passer rating of 100-plus, the most of his career through nine games in a season...Provided a block on Gordon's 15-yard run in the fourth quarter...Played all 56 snaps on offense, starting at LG...**vs. Denver (Nov. 18):** Started at LG and played all 77 offensive snaps...Provided time for Philip Rivers to throw for 401 yards, his 11th career 400-yard output, and two TDs, his team-record 11th-straight game with multiple TD passes (dating back to 2017)...Paved the way for Melvin Gordon to post his sixth-straight game with at least 120 yards from scrimmage...**vs. Arizona (Nov. 25):** Appeared on all 69 offensive snaps after opening at LG...Helped keep Philip Rivers upright to record the most efficient game in NFL history, setting all-time marks for single-game consecutive completions (25) and single-game completion percentage with at least 20 pass attempts (96.6)...Protected Rivers to become the fourth-ever QB to post multiple TD passes in each of the first 11 games to open a season, with the game marking the 56th three-TD game of Rivers' career...Part of a line that paved the way for a rushing attack to post 178 yards.

## DAN FEENEY NFL GAMES

Year	Team	GP	GS
2017	Los Angeles Chargers	15	9
2018	Los Angeles Chargers	11	11
NFL Totals		26	20

## CAREER NFL TRANSACTIONS

**2017** Selected by Los Angeles Chargers in the third round (71st overall) of NFL Draft, April 28...Signed rookie contract, June 2.



# ANTONIO GATES

**TIGHT END**

**KENT STATE**

**6-4 | 255 LBS | DETROIT, MICH.**

**FREE AGENT - 2003**

**EXPERIENCE: 16TH NFL SEASON**

**16TH YEAR WITH CHARGERS**



85

## CAREER HIGHLIGHTS ENTERING 2018

- Eight-time Pro Bowl selection (2004-11 seasons), three-time Chargers Offensive Player of the Year and three-time Sporting News first-team All-Pro (2004-06).
- Recognized by The Associated Press as a first-team All-Pro three times (2004-06) and twice as a second-team All-Pro (2009-10).
- Named by the Professional Football Writers of America as first-team All-NFL twice (2005-06), second-team All-NFL once (2004) and All-AFC three times (2004, '06-07).
- Named AFC Offensive Player of the Week against Seattle in Week 2 of 2014 after tying a career high with three touchdown catches against the defending world champions.
- Finished 2017 with 87 career touchdown catches from QB Philip Rivers, good for the most by a QB-TE combo in history and No. 2 among any QB and receiver combination in league annals, trailing just QB Peyton Manning and Hall of Fame WR Marvin Harrison (112 touchdowns).
- Among TEs, ranks No. 1 in NFL history with 21 career multi-touchdown games and third in league annals with 21 100-yard receiving performances.
- With 927 regular-season receptions, ranks 20th all-time and No. 3 among TEs in NFL history.
- Ranks third among TEs in career receiving yards with 11,508 and is one of just four TEs in history to top 10,000 career receiving yards.
- Member of the Chargers' 50th Anniversary All-Time Team in 2009 and the NFL's All-Decade Team (2000s).
- Posted at least 700 receiving yards in each of his eight Pro Bowl seasons (2004-11), the third-longest streak by a TE in league annals.
- Registered eight seasons with eight-plus receiving touchdowns, the most in NFL history by a TE and tied for No. 5 all-time.
- Ranks tied for second all-time with 11 seasons with seven-plus touchdown catches and No. 1 among TEs, trailing only Hall of Fame WR Jerry Rice (15).
- Posted NFL-record streaks among TEs in consecutive seasons with at least seven touchdown catches (nine, 2004-12) and eight-plus touchdowns (seven, 2004-10).
- Sits as the Chargers all-time regular-season leader in receptions (927), receiving yards (11,508) and touchdown catches (114), and ranks No. 2 in team annals with 220 career regular-season games played.
- Twice recorded a 1,000-yard season (2005, '09), just two shy of the most in NFL history by a TE.
- Posted 42 career postseason receptions, the most in Chargers history.
- Set a career high with 13 touchdown receptions in 2004 during his second season as a pro, one year before hauling in a personal-best 89 receptions in 2005.
- In 2009, set a career high with 1,157 receiving yards, which was the 10th-best single-season output by a TE in history at the time.

## 2018, LOS ANGELES CHARGERS

Date	Opp.	Res.	Games		Receiving					Rushing					Total Off.
			P/S	No.	Yds	Avg.	Lg	TD	Att	Yds	Avg.	Lg	TD		
09/09	KC	L	1/0	2	16	8.0	9	0	0	0	-	-	0	16	
09/16	at Buf	W	1/0	0	0	-	-	0	0	0	-	-	0	0	
09/23	at LAR	L	1/0	3	45	15.0	27	0	0	0	-	-	0	45	
09/30	SF	W	1/0	2	27	13.5	22	1	0	0	-	-	0	27	
10/07	Oak	W	1/0	2	19	9.5	16	0	0	0	-	-	0	19	
10/14	at Cle	W	1/0	1	5	5.0	5	0	0	0	-	-	0	5	
10/21	Ten*	W	1/0	2	11	5.5	7	0	0	0	-	-	0	11	
11/04	at Sea	W	1/0	0	0	-	-	0	0	0	-	-	0	0	
11/11	at Oak	W	1/0	1	18	18.0	18	0	0	0	-	-	0	18	
11/18	Den	L	1/0	5	80	16.0	27	1	0	0	-	-	0	80	
11/25	Ari	W	1/0	1	18	18.0	18	0	0	0	-	-	0	18	
12/02	at Pit														
12/09	Cin														
12/13	at KC														
12/22	Bal														
12/30	at Den														
'18 TOTALS				8-3	11/0	19	239	12.6	27	2	0	0	-	0	239

\*Game played at Wembley Stadium in London, England.

- Hauled in 38 career touchdown receptions on third down, good for the most in league history by a TE and fourth overall, only trailing Hall of Fame WRs Randy Moss (48), Terrell Owens (41) and Cris Carter (39).

## AWARDS AND HONORS

- 2014:** Chargers Offensive Player of the Year  
AFC Offensive Player of the Week (Week 2 vs. Seattle)
- 2011:** NFL Pro Bowl Selection (Eighth)
- 2010:** NFL Pro Bowl Selection (Seventh)  
The Associated Press Second-Team All-Pro
- 2009:** NFL Pro Bowl Selection (Sixth)  
AP Second-Team All-Pro  
Chargers Co-Offensive Player of the Year
- 2008:** NFL Pro Bowl Selection (Fifth)
- 2007:** NFL Pro Bowl Selection (Fourth)  
Professional Football Writers of America All-AFC
- 2006:** NFL Pro Bowl Selection (Third)  
AP First-Team All-Pro  
PFWA First-Team All-NFL  
Sporting News First-Team All-Pro  
PFWA All-AFC
- 2005:** NFL Pro Bowl Selection (Second)  
AP First-Team All-Pro  
PFWA First-Team All-NFL  
Sporting News First-Team All-Pro  
Chargers Co-Offensive Player of the Year
- 2004:** NFL Pro Bowl Selection (First)  
AP First-Team All-Pro  
PFWA Second-Team All-NFL  
Sporting News First-Team All-Pro  
PFWA All-AFC  
Chargers Offensive Player of the Year



**2018:** Appeared in all 11 games...Caught 19 passes for 239 yards (12.6 avg.) and two TDs...The scores marked 116 for his career and 89th from QB Philip Rivers...The first TD catch made him the oldest TE, at 38 years, 104 days, in NFL history to haul in a TD reception...Passed WR Calvin Johnson (11,619) for No. 29 on the all-time receiving yards list...Moved up the all-time receptions list, passing WR Derrick Mason (943) and Hall of Fame WR Art Monk (940) for sole possession of 18th...Added a reception to convert a two-point attempt...**vs. Kansas City (Sept. 9):** Played 33 snaps on offense, finishing with two receptions for 16 yards (8.0 avg.)...Hauled in a pass from Philip Rivers for a two-point conversion in the fourth quarter...**at Buffalo (Sept. 16):** Appeared on 11 offensive plays...**at Los Angeles Rams (Sept. 23):** Played 22 snaps and set season highs in receptions (three) and receiving yards (45) for a 15.0 yards-per-catch average...Hauled in a pass on third-and-four before spinning out of a tackle attempt by S John Johnson III for a 27-yard gain...**vs. San Francisco (Sept. 30):** Played 23 snaps on offense, posting two catches for 27 yards (13.5 avg.) and a TD...The score marked the 115th of his career and No. 88 that he caught from Philip Rivers...The TD also made him the oldest TE in NFL history with a TD reception, doing so at 38 years, 104 days...With less than a minute left in the first quarter, caught a five-yard pass from Rivers in the back, right corner of the end zone on third-and-goal after LB Reuben Foster and CB Ahkello Witherspoon bit on an underneath route by RB Melvin Gordon III...Earlier in the game, caught a pass down the left sideline after slipping past DL Solomon Thomas for a 22-yard gain...**vs. Oakland (Oct. 7):** Saw action on 23 offensive plays...Registered 19 receiving yards on two catches (9.5 avg.)...Caught a 16-yard pass along the right sideline in the third quarter to move the chains on third-and-11 after Philip Rivers bought time by rolling to his right...**at Cleveland (Oct. 14):** Caught a five-yard pass, bringing his career receiving yardage total to 11,620 to pass Calvin Johnson (11,619) for 29th all-time...Appeared on 16 snaps on offense...**vs. Tennessee (Oct. 21, Wembley Stadium):** Registered two receptions for 11 yards (5.5 avg.)...Saw action on 13 offensive plays...**at Seattle (Nov. 4):** Played 16 snaps on offense...**at Oakland (Nov. 11):** Hauled in an 18-yard reception to tie Art Monk for 19th on the all-time receptions list with 940 career catches...On the play, started on the right side of the formation and ran a dig-route, catching the pass from Philip Rivers near the left sideline...Appeared on 11 offensive plays...**vs. Denver (Nov. 18):** Participated on 25 plays on offense, finishing with season highs in receptions (five) and receiving yards (80) for a 16.0 yards-per-catch average...Hauled in a six-yard TD in the third quarter, running a flag-route on the left side of the formation to get separation from ILB Josey Jewell...Moved into sole possession of No. 18 on the all-time receptions list, breaking a tie with Art Monk (940) and passing Derrick Mason (943)...On his first reception in the first quarter, ran a corner-route from the right slot on third-and-10 for a 14-yard gain to beat the coverage of S Su'a Cravens...Early in the second quarter, beat Cravens again on a seam-route before stiff-arming S Darian Stewart for a play of 27 yards on third-and-eight...**vs. Arizona (Nov. 25):** Recorded an 18-yard reception while appearing on 26 offensive plays...Hauled in the pass on a quick hitch-route in the first quarter before breaking a tackle attempt by CB Bené Benwikere and juking past S Antoine Bethea.

**2017:** Played in all 16 games with four starts...Posted 30 receptions for 316 yards (10.5 avg.) and three TDs...Opened his 15th season tied with TE Tony Gonzalez for the most receiving TDs by a tight end in NFL history with 111 before hauling in a pass from QB Philip Rivers in the home opener to take sole possession of first place...It marked 85 TD receptions from Rivers, the most by a quarterback-tight end duo in NFL history and tied Hall of Famers Steve Young and Jerry Rice for No. 2 among any quarterback and receiver combination in league annals...Broke the tie with Young and Rice with his 86th TD catch from Rivers in the second matchup against Kansas City to take sole possession of No. 2 for any quarterback-receiver combination in league history, trailing only Peyton Manning and Marvin Harrison (112 TDs)...Caught TD No. 87 from Rivers and the 114th of his career at the Jets on Christmas Eve...His 114 career TD receptions ranks No. 6 in NFL history...Became 22nd player in NFL history with 900-plus receptions, ranking 20th on the all-time receptions list with 927...Brought his career total to 11,508 receiving yards to stand at No. 30 in league annals...**at Denver**

**(Sept. 11):** Made the 185th start of his career at TE and saw time on 39 offensive plays...Hauled in a pair of passes for 17 yards (8.5 avg.)...**vs. Miami (Sept. 17):** Played on 32 snaps on offense at tight end, posting two catches for 11 yards (5.5 avg.) and a TD...The score marked his 112th TD reception of his career, breaking a tie with TE Tony Gonzalez for the most receiving TDs by a tight end in NFL history...Ran a seam-route and settled in the end zone between two defenders before jumping over S Nate Allen to high-point the football for the score...It marked his 85th TD catch from QB Philip Rivers, which ranked as the most all-time by a quarterback-tight end combination and tied with Hall of Famers Steve Young and Jerry Rice for No. 2 between any quarterback and receiver combination...The 112 TDs ranked No. 6 in career TD receptions among all players in league annals...The first reception marked the 900th of his career, becoming just the 22nd player in NFL history with 900-plus receptions...**vs. Kansas City (Sept. 24):** Appeared on 40 offensive plays, catching two passes for 30 yards (15.0 avg.), moving into a tie with Wes Welker for No. 21 for all-time receptions with 903...**vs. Philadelphia (Oct. 1):** Posted 18 yards on three receptions (6.0 avg.), moving his career total receptions to 906 to pass Wes Welker for 21st all-time...**at New York Giants (Oct. 8):** Hauled in two catches for 23 yards (11.5 avg.), appearing on 41 offensive snaps...**at Oakland (Oct. 15):** Appeared in the 210th game of his career...Registered a 16-yard catch...Saw action on 37 offensive

## BEYOND THE BOLT

*Boxing is in Gates' blood. In his hometown of Detroit, Gates has promoted boxing and regularly staged fight cards in the Detroit Metro Area. His paternal grandfather, Henry Hank, was a professional boxer in the 1950s and '60s, totaling a 62-31-4 record with 40 wins by knockout in the middleweight and light heavyweight divisions. Hank's 1962 fight against Joey Giardello was voted Fight of the Year by Ring Magazine. Gates' cousin, Tony Harrison, started his career with a 27-2-0 record and 21 wins by knockout.*

*Gates had not played football since his senior season at Detroit's Central High before signing with the Chargers as an undrafted rookie in 2003. He attended Michigan State with the intention to play football and basketball for the Spartans, but when then-head football coach Nick Saban wanted Gates to focus on football, the future All-Pro TE chose to play basketball at the collegiate level. After spending time at Eastern Michigan University and the College of the Sequoias, a junior college in Visalia, Calif., Gates found a home at Kent State. In his two seasons for the Golden Flashes, he led the team to a 52-15 record and back-to-back Mid-American Conference Titles before helping the team to the Elite Eight of the NCAA Tournament in his senior season. Gates finished his career as the sixth-leading scorer in program history, had his No. 44 jersey retired in 2010 and was inducted into the MAC Hall of Fame in May 2017.*

*During the 2014 offseason, Gates missed the team's voluntary offseason program to be with his younger sister, Pamela, and the rest of his family in Detroit while she was in a coma from lupus. Pamela died in July 2014 after a three-year battle with disease. Gates was incredibly close with his sister and continued to honor her memory by wearing custom purple cleats with Pam's name and the Lupus Foundation of America's logo for the league's My Cause, My Cleats initiative against Cleveland this past season. Gates said, "This is a cause that is close to my heart, and I feel it really deserves more attention. It's a special week for all players, and I'm proud to support the Lupus Foundation of America to help increase lupus awareness and raise funds for lupus research. I've been looking forward to this game so I can pay tribute to my sister and her life."*

*Gates' wife, Sasha, is an R&B musician. A dedicated mother to their two children, Ayla and Aven, Sasha helps run the Dolling Foundation, which inspires women to maintain a strong sense of self by enhancing their natural beauty that was compromised by hair loss due to catastrophic illness or tragedy. She has had a successful modeling career and previously starred on the E! reality show 'WAGS'.*

plays...**vs. Denver (Oct. 22):** Hauled in a four-yard catch for No. 910 in his career...Played on 18 offensive snaps...**at New England (Oct. 29):** Appeared on 25 plays on offense, posting two catches for 25 yards (12.5 avg.)...**at Jacksonville (Nov. 12):** Started at TE and played 26 snaps on offense...Registered a three-yard reception...**vs. Buffalo (Nov. 19):** Saw action on 15 offensive plays...Provided a key block on S Micah Hyde to spring RB Melvin Gordon free for a 10-yard TD in the second quarter...**at Dallas (Nov. 23):** Participated on 18 offensive snaps...**vs. Cleveland (Dec. 3):** Posted 32 yards on three receptions (10.7 avg.), playing on 27 snaps on offense...Found a spot in zone coverage on third-and-10 in the first quarter to bring in a 12-yard catch between LB James Burgess Jr., LB Christian Kirksey and LB Joe Schobert...Provided a downfield block for WR Travis Benjamin on a 39-yard gain in the second quarter...**vs. Washington (Dec. 10):** Started at TE, appearing on 19 plays on offense...Provided down-field block on S Deshaun Everett to spring RB Austin Ekeler free for a 33-yard gain to close the first half...**at Kansas City (Dec. 16):** Played 22 snaps on offense, posting a 10-yard TD catch in the third quarter...It marked the 113th TD catch of his career and the 86th to come from QB Philip Rivers, passing Hall of Famers Steve Young and Jerry Rice for second among TDs between a quarterback-receiver combo to trail only Peyton Manning and Marvin Harrison (112)...On the play, ran a slot-cross from the right side of the formation, getting separation from LB Derrick Johnson for the 10-yard score in the back, left corner of the end zone...Passed Keenan McCardell (11,373) for 32nd on the all-time receiving yards list...**at New York Jets (Dec. 24):** Posted season highs in catches and receiving yards, registering a TD and 81 yards on six receptions (13.5 avg.)...The TD marked No. 114 for his career and his 87th from QB Philip Rivers...Passed Torrey Holt (920) on the all-time receptions list, bringing his total to 923...Increased his career receiving yards to 11,462, passing Rod Smith (11,389) and Mushin Muhammad (11,438) for 30th on the all-time receiving yards list...In the second quarter, ran right-to-left along the line of scrimmage on a play-action pass before catching the ball in the left flat and turning up the sideline for a 27-yard gain...Later on that drive, caught a three-yard TD on a seam-route from the right slot by getting inside position on S Jamal Adams...Played 56 snaps on offense...**vs. Oakland (Dec. 31):** Started at TE and appeared on 49 plays on offense...Finished with four catches for 46 yards (11.5 avg.)...Made a key catch along the left sideline late in the second quarter, getting both feet in-bounds at the six-yard line for a 20-yard catch to help set up a TD pass to WR Keenan Allen one play later...Provided a sealing block to spring RB Melvin Gordon free for 17 yards in the third quarter.

**2016:** Started nine games at TE while appearing in 14, missing two due to injury...Registered 548 receiving yards and seven TDs on 53 catches (10.3 avg.)...Posted three-straight games with a TD in the middle of the season...Closed out the year with back-to-back games with a TD catch, ending the season tied with TE Tony Gonzalez for the most career TD catches by a TE in NFL history (111)...**vs. Jacksonville (Sept. 18):** Hauled in career TD catch No. 105...**at Indianapolis (Sept. 25):** Inactive (hamstring)...**at Oakland (Oct. 9):** Returned from a hamstring injury that sidelined him for two weeks to post his second TD catch of the season...The fourth quarter score was the 106th TD reception for his career...**at Atlanta (Oct. 23):** Appeared in the 194th game of his career, tying P Mike Scifres and G Doug Wilkerson for fourth in Chargers history...Finished with five receptions for 38 yards (7.6 avg.), including two catches in the fourth quarter and one in overtime...Moved the chains with a 13-yard catch on third-and-11 on a fourth quarter TD drive...**at Denver (Oct. 30):** Posted four catches for 33 yards (8.3 avg.) and a TD, the 107th score of his career...**vs. Tennessee (Nov. 6):** Recorded his second-straight game with a TD catch, finishing with 75 yards and the score on five receptions (15.0 avg.)...**vs. Miami (Nov. 13):** Registered 63 yards and a TD on four receptions (15.8 avg.)...The score marked his third-straight game with a TD catch and brought his career total to 109 TD receptions...**vs. Tampa Bay (Dec. 4):** Eclipsed 200 career games played...**at Carolina (Dec. 11):** Played in career game No. 201, the most in Chargers history by a full-time position player...**at Cleveland (Dec. 24):** Hauled in a one-yard TD on the opening series for the 110th score of his career...Posted a yards-per-catch average of 11.8, setting single-game season

highs in catches (eight) and receiving yards (94)...**vs. Kansas City (Jan. 1):** With five catches for 55 yards (11.0 avg.) and a TD, tied Tony Gonzalez (111) for the most career TD catches by a TE in NFL history, and the sixth-most all-time.

**2015:** Appeared in 11 games with four starts, missing the first four games of the season due to league suspension...Finished with 56 catches for 630 yards (11.3 avg.) and five TDs...**vs. Pittsburgh (Oct. 12):** Opened the game at TE, posting a season-high nine receptions for 95 yards and two TDs...The first score eclipsed 100 TD catches for his career...Ended the contest with 101 career TD catches, passing Hall of Fame WRs Don Hutson (99), Tim Brown (100) and Steve Largent (100) for sole possession at No. 7 on the all-time TD receptions list...Passed Hall of Fame TE Shannon Sharpe (10,060) for third all-time among TEs, finishing the game with 10,106 career receiving yards...**at Green Bay (Oct. 18):** Appeared in career game No. 181, tying Hall of Fame QB Dan Fouts for the sixth-most in team history...Tied a season high with nine receptions and set a season high with 95 (10.6 avg.)...Hauled in the 800th reception of his career to ignite a TD drive in the third quarter...**vs. Oakland (Oct. 25):** Inactive (knee)...**at Baltimore (Nov. 1):** Returned from injury to record four catches for 56 yards (14.0 avg.)...**vs. Chicago (Nov. 9):** Posted six catches for 69 yards (11.5 avg.)...Brought his career to 816 receptions, passing Shannon Sharpe (815) for the third-most by a TE in league annals...Posted a season-long 40-yard catch, his longest since 2013...**at Jacksonville (Nov. 29):** Posted two TD catches in a 65-second span late in the second quarter...Finished with the two scores and 53 yards on four receptions (13.3 avg.)...Hauled in a pair of nine-yard TDs inside of two minutes remaining in the second quarter, with the second coming after an INT by LB Manti Te'o.

**2014:** Earned Chargers Offensive Player of the Year honors...Named AFC Offensive Player of the Week for his efforts in a Week 2 win over the Seahawks: Posted season highs in receptions (seven), receiving yards (96) and TD catches (three), tying a career high mark with his three scores...Appeared in all 16 games with 14 starts...Totaled 69 receptions for 821 yards (11.9 avg.) and 12 TDs, logging four multi-TD games on the year...Surpassed Hall of Fame WR Lance Alworth as the team's all-time leader in receiving yards in Week 8 at Denver...Ended the season with more than 10,000 career receiving yards, just the fourth TE in league annals to eclipse that mark...Posted his fourth season with 10-plus TDs, joining New England TE Rob Gronkowski as the only TEs in history to do so...**Awards:** Selected as a first-alternate for the Pro Bowl...Chargers Offensive Player of the Year...AFC Offensive Player of the Week (Week 2)...**at Arizona (Sept. 8):** Posted six catches for 81 yards (13.5 avg.)...Increased his career receiving yards to 9,274, passing Hall of Fame WR Charlie Joiner (9,203) for No. 2 on in team annals...**vs. Seattle (Sept. 14):** Named AFC Offensive Player of the Week...Tied a career high with three TD catches...Hauled in his first two scores of the game on third-and-goal plays...Led the team with 96 receiving yards on seven catches (13.7 avg.)...Ended the game with 90 career TD catches, moving to No. 11 on the NFL's all-time list...**vs. New York Jets (Oct. 5):** Caught four passes for 60 yards (15.0 avg.) and two TDs...The TD catches marked 92 for his career, passing WR Isaac Bruce (91) for 10th in NFL history...Both scores came on third down...**at Oakland (Oct. 12):** Posted 27 receiving yards and a TD on three catches (9.0 avg.), with the one-yard score tying the game in the third quarter...**at Denver (Oct. 23):** Hauled in two TDs and 54 receiving yards on five catches (10.8 avg.)...The yardage made him the leading receiver in Chargers history, passing Lance Alworth (9,584)...Passed Alworth on a 31-yard grab on a third-and-20 to keep a TD drive alive...Both scores came in the second half and brought his season total to nine, tying a franchise mark for the most TDs in the first eight games of the season...The first TD grab was on fourth-and-goal and marked career catch No. 750...**at Baltimore (Nov. 30):** With 83 receiving yards on seven catches (11.9 avg.), passed Lance Alworth (9,721) for sole possession of No. 2 on the franchise all-time scrimmage yards list...**vs. Denver (Dec. 14):** Recorded six receptions for 54 yards (9.0 avg.) and a TD...The score brought his season total to 10 TD catches, joining Rob Gronkowski for the only TEs in league annals with four 10-TD seasons...**at San Francisco (Dec. 20):** Hauled in 92 receiving yards and two TDs on seven catches (13.1 avg.)...The two scores came



in the second half, with the first coming on third down that kick-started the offense to erase a 21-point deficit...The TDs brought his career total to 99, tying Hall of Fame WR Don Hutson for ninth all-time...**at Kansas City (Dec. 28):** Posted 67 receiving yards on four receptions (16.8 avg.), eclipsing 10,000 career yards...Became the 44th player and fourth TE in history to reach that threshold.

**2013:** Appeared in all 16 games with 15 starts, totaling 77 catches for 872 yards (11.3 avg.) and four TDs...Recorded two games with 100-plus receiving yards and one game with double-digit receptions...Started at TE in both postseason contests, hauling in three passes for 15 yards (5.0 avg.)...**Awards:** Selected as a third-alternate for the Pro Bowl...**at Philadelphia (Sept. 15):** Led the team with 124 yards on eight catches (15.5 avg.)...Kept the game-winning drive alive with catches of 15 and 21 yards...Eclipsed 650 career receptions, finishing the game with 652...**at Tennessee (Sept. 22):** Posted five catches for 55 yards (11.0 avg.) and a TD, eclipsing 500 career points and passing Hall of Fame WR Lance Alworth for fifth on the team's career scoring list...The score marked the 84th TD catch of his career, breaking the tie with Alworth for the second-most in Chargers history...**vs. Dallas (Sept. 29):** Recorded a 56-yard TD in the fourth quarter, the third-longest of his career and his longest since Dec. 6, 2009 at Cleveland (56 yards)...Finished with a game-high 136 yards and the score on a season-high 10 catches (13.6 avg.), marking his second 100-yard performance of the season...The 10 receptions brought his career total to 667, passing Hall of Fame TE Ozzie Newsome (662) for the fourth-most among TEs in NFL history...**at Kansas City (Nov. 24):** With three catches for 21 yards (7.0 avg.), eclipsed 700 career catches and 9,000 career receiving yards, becoming just the fourth TE in NFL history to do so...The game marked No. 158 for his career, making him the fastest TE in league annals to reach 9,000 yards and the third-fastest to 700 receptions...**vs. Kansas City (Dec. 29):** Posted four catches for 31 yards (7.8 avg.) and a TD...**at Cincinnati (AFC Wild Card, Jan. 5):** Opened the game at TE and made a five-yard reception...**at Denver (AFC Divisional, Jan. 12):** Posted two catches for 10 yards (5.0 avg.) after starting at TE.

**2012:** Started 15 games at TE and was inactive for another...Hauled in 49 passes for 538 yards (11.0 avg.) and seven TDs...Registered his ninth-straight season with seven-plus TD catches, the most in league annals among TEs and tied for the second-longest streak all-time...Posted a game with two-plus TD catches...**vs. Tennessee (Sept. 16):** Inactive (ribs)...**vs. Atlanta (Sept. 23):** Recorded three receptions for 22 yards (7.3 avg.), surpassing 600 catches for his career...Became just the fifth TE and 59th player in league annals to reach that mark...**vs. Denver (Oct. 15):** Posted season highs in receptions (six), receiving yards (81) and TDs (two) for a 13.5 yards-per-catch average...It marked the 15th multi-TD game of his career...Passed Hall of Fame TE Ozzie Newsome for fourth in NFL history among TEs in career receiving yards, reaching 8,007...**at Tampa Bay (Nov. 11):** With four catches for 57 yards (14.3 avg.) and a TD, posted the 80th TD catch of his career...**vs. Carolina (Dec. 16):** Tied Hall of Fame WR Lance Alworth for the franchise record with his 81st career TD catch...Finished with four catches for 31 yards (7.8 avg.) and the nine-yard score...**at New York Jets (Dec. 23):** With two catches for 44 yards (22.0 avg.), including a 34-yard TD, passed Lance Alworth to become the team's all-time leader with 82 career TD catches...**vs. Oakland (Dec. 30):** Tied Lance Alworth for the second-most total TDs in Chargers history with an 11-yard catch in the second quarter...Finished the game with two catches for 15 yards (7.5 avg.) and the score.

**2011:** Selected to his eighth Pro Bowl, starting at TE for the AFC squad...Opened all 13 games he appeared in at TE...Missed three games due to a foot injury...Recorded 778 receiving yards and seven TDs on 64 catches (12.2 avg.)...It marked his eighth-straight season with seven-plus TD catches, the most by a TE in league annals...Recorded one game with multiple TD catches and another with 100-plus receiving yards...**Awards:** Pro Bowl Selection (Eighth)...**vs. Minnesota (Sept. 11):** Posted eight catches and 74 yards (9.3 avg.)...Passed Hall of Fame RB LaDainian Tomlinson for third on the team's all-time receptions list...**vs. Kansas City (Sept. 25):** Inactive (foot)...**at New York Jets (Oct. 23):** Posted five catches for 54 yards (10.8 avg.) and a TD...The two-yard TD in the second quarter marked the

70th TD catch of his career, joining TE Tony Gonzalez as the only TEs in league annals to reach that threshold...The five receptions brought his career total to 542, passing Hall of Fame TE Kellen Winslow (541) for the second-most in Chargers history...**at Jacksonville (Dec. 5):** Registered 70 receiving yards on six catches (11.7 avg.), passing WR Gary Garrison for No. 3 on the team's all-time receiving yards list...**vs. Buffalo (Dec. 11):** Surpassed Gary Garrison (7,562) during the team's first scoring drive for fourth on the team's all-time career scrimmage yards list...Posted seven catches for 68 yards (9.7 avg.) and two TDs...The second score was No. 75 for his career, becoming the 27th player in league history and the second TE (Tony Gonzalez) to reach that mark...**at Detroit (Dec. 24):** With four catches for 40 yards (10.0 avg.), set the team mark for all-time receptions, reaching 587 for his career to pass Hall of Fame WR Charlie Joiner (586)...**at Oakland (Jan. 1):** Recorded a season-high 106 receiving yards and a TD on five catches (21.2 avg.)...Hauled in a season-long 38-yard score on third-and-nine...**vs. NFC (2012 Pro Bowl, Jan. 29):** Opened the game at TE, registering three catches for 67 yards (22.3 avg.) and a TD...Hauled in the 27-yard TD from Chargers teammate QB Philip Rivers with no time remaining in the first half to tie the game at 28.

**2010:** Selected to his seventh Pro Bowl, but did not participate and was replaced by Oakland TE Zach Miller...Named second-team All-Pro by *The Associated Press*...Started 10 games at TE that he appeared in...Totalled 50 receptions for 782 yards (15.6 avg.) and a team-high 10 TDs...Posted two games with two-plus TD catches and three games with 100-plus receiving yards...Began the season with five-consecutive games with a TD catch, extending a streak from the end of the 2009 season to nine-straight contests...Suffered a foot injury that forced him to be placed on injured reserve on Dec. 30...**Awards:** Pro Bowl Selection (Seventh)...*The Associated Press* Second-Team All-Pro...**at Kansas City (Sept. 13):** Caught five passes for 76 yards (15.2 avg.) and a TD...The score marked the 60th TD of his career...**vs. Jacksonville (Sept. 19):** Posted 57 receiving yards and two TDs on five receptions (11.4 avg.)...Passed TE Steve Jordan (6,307) for the seventh-most career receiving yards by a TE in NFL history...First TD was a nine-yard score and the 61st of his career, breaking a tie with TE Jerry Smith for the third-most career TD catches by a TE in league annals...His second score was No. 62 of his career, tying Hall of Fame TE Shannon Sharpe for second in NFL history among TEs...**at Seattle (Sept. 26):** Posted a 12-yard TD catch for his 63rd career TD, passing Shannon Sharpe for sole possession of second all-time among TEs...Finished with seven catches for 109 yards (15.6 avg.) and the TD...It marked his first 100-yard performance of the season...Passed Hall of Fame WR Lance Alworth (493) for the fourth-most receptions in Chargers history...**vs. Arizona (Oct. 3):** Recorded his second-straight game with 100-plus receiving yards, totaling a season-high 144 and two TDs on seven receptions (20.6 avg.)...Hauled in the 500th catch of his career, becoming the seventh TE in NFL history to eclipse that mark and the fastest TE to do so...Moved to No. 6 on the team's all-time scoring list with 12 points...**at Oakland (Oct. 10):** Caught five passes for 92 yards (18.4 avg.) and a TD...The score marked his ninth-straight game with a TD catch dating back to 2009, tying Lance Alworth's 1963 team record for consecutive games with a TD...**at St. Louis (Oct. 17):** Posted two catches for 12 yards (6.0 avg.) before suffering a foot injury...**vs. New England (Oct. 24):** Registered four receptions for 50 yards (12.5 avg.) and a TD...Passed Hall of Fame TE Kellen Winslow (6,741) for the sixth-most receiving yards by a TE in NFL history...The fourth quarter TD was his eighth of the season, extending his league record among TEs of consecutive seasons with eight-plus TD catches to seven...**vs. Tennessee (Oct. 31):** Posted five catches for 123 yards (24.6 avg.) and a TD...It marked the 18th 100-yard performance of his career, tying WR John Jefferson for the seventh-most 100-yard games in team history...The 48-yard score in the third quarter was his 41st career TD catch from QB Philip Rivers, setting a new team record for TDs by a QB-TE combo, passing Hall of Fame QB Dan Fouts and Kellen Winslow's mark of 40 TDs...**at Houston (Nov. 7):** Inactive (foot)...It marked the first game of his career that he missed due to injury...**at Indianapolis (Nov. 28):** Returned from injury to start at TE...Made four catches for 46 yards (11.5 avg.)...**vs. Oakland (Dec. 5):** Registered 73 receiving yards and a TD on six catches (12.2 avg.)...**vs. Kansas City (Dec. 12):** Inactive (foot).

**2009:** Selected to his sixth Pro Bowl, starting at TE for the AFC... Named second-team All-Pro by *The Associated Press*... Recognized as Chargers Co-Offensive Player of the Year... Recorded a career year with 16 starts at TE, finishing with a career-high 1,157 receiving yards and eight TDs on 79 catches (14.6 avg.)... It marked his second career 1,000-yard season... At the time, the receiving yardage was the 10th-highest output by a TE in a single season in NFL history... The 14.6 yards-per-reception average led all NFL TEs... Coupled with WR Vincent Jackson (1,167 yards), was part of team's first 1,000-yard receiving duo since 1985... The 2,318 receiving yards between the pair was the most by a Chargers duo since 1980... Topped 100 receiving yards in three games, including a career-high 167 in a Week 13 win over Cleveland... Posted two games with two-plus TD catches and finished the season with four-straight games with a TD reception... Started at TE for the team's playoff contest, hauling in eight catches for 93 yards (11.6 avg.)... **Awards:** Pro Bowl Selection (Sixth)... *The Associated Press* Second-Team All-Pro... Chargers Co-Offensive Player of the Year... *Sports Illustrated* First-Team All-Pro... **at Pittsburgh (Oct. 4):** Hauled in a season-high nine receptions for 124 yards (13.8 avg.) and two TDs... Scored his first TD on third-and-goal and had sustained the drive with two receptions to move the chains on third down... The second score put him over 100 yards on the day, his first 100-yard performance and first multi-TD game of the year... **vs. Kansas City (Nov. 29):** Registered two TDs and 118 yards on seven receptions (16.9 avg.), bringing his career total to 55 regular-season TD catches to move into sole possession of third among TEs all-time... **at Cleveland (Dec. 6):** Recorded a single-game career-high 167 receiving yards on eight catches (20.9 avg.)... **at Dallas (Dec. 13):** Caught four passes for 44 yards (11.0 avg.), including a 14-yard TD on QB Philip Rivers' 100th career TD pass... The game kicked off a four-game stretch to end the season with a TD catch... **at Tennessee (Dec. 25):** Set a career high for receiving yards in a single season on a 36-yard TD catch from Philip Rivers... Finished with three catches for 74 yards (24.7 avg.) and the score... **vs. Washington (Jan. 3):** Corralled a 12-yard TD on his lone reception of the game for the 59th TD catch of his career to break a tie with WR Gary Garrison (58) for second in Chargers history... **vs. NFC (2010 Pro Bowl, Jan. 31):** Started at TE... Caught three passes for 29 yards (9.7 avg.).

**2008:** Selected to his fifth Pro Bowl, but did not participate and was replaced by Houston TE Owen Daniels... Opened all 16 games at TE... Registered 704 receiving yards and eight TDs on 60 receptions (11.7 avg.)... Posted one game with multiple TD catches... Started both playoff games at TE, setting postseason career highs with 13 receptions for 146 yards (11.2 avg.)... **Awards:** Pro Bowl Selection (Fifth)... Chargers Alumni Co-Offensive Player of the Month (December)... **vs. New Orleans (Oct. 26):** Recorded six catches for 96 yards (16.0 avg.) and a TD at Wembley Stadium in London, England... His 12-yard TD catch at the end of the first half marked No. 48 for his career, passing Hall of Fame WR Charlie Joiner for the third-most in team history... **vs. Kansas City (Nov. 9):** Made an eight-yard TD catch with just under seven minutes remaining that proved to be the game-winning score... **at Tampa Bay (Dec. 21):** Recorded his lone multi-TD performance of the season, finishing with four receptions for 43 yards (10.8 avg.) and two TDs... Eclipsed 50 career TD catches with his first score... Became the fastest TE in league annals to reach 50 career TD catches, doing so in 92 games... The first score also pushed him over the 5,000 career receiving yards threshold, becoming the second-fastest TE to that mark (Kellen Winslow, 69 games)... **vs. Indianapolis (Jan. 3):** Led the team with eight receptions for 87 yards (10.9 avg.) after starting at TE... **at Pittsburgh (Jan. 11):** Opened the game at TE... Posted 59 receiving yards on five catches (11.8 avg.).

**2007:** Selected to his fourth Pro Bowl, but did not participate and was replaced by Cleveland TE Kellen Winslow Jr. ... Named All-AFC by the *Professional Football Writers of America*... Started all 16 games at TE, finishing the year with 75 catches for 984 yards (13.1 avg.) and nine TDs... Posted four games with 100-plus receiving yards and one game with double-digit receptions... Added two games with multiple TD catches... Appeared in all three postseason games with two starts at TE... Ended the playoffs with six catches for 60 yards (10.0 avg.)... **Awards:** Pro Bowl Selection (Fourth)... *Professional Football Writers of America* All-AFC... *Pro Football Weekly* All-AFC... **vs. Chicago (Sept.**

**9):** Caught a 17-yard TD from Hall of Fame RB LaDainian Tomlinson, marking the second TD catch from Tomlinson in his career... Finished with nine catches for 107 yards (11.9 avg.) and the TD... **at Green Bay (Sept. 23):** Hauled in season highs with 11 catches for 113 yards (10.3 avg.) to mark his second 100-yard performance of the season... **at Denver (Oct. 7):** Tied his season high with 113 receiving yards on seven receptions (16.1 avg.)... Added a nine-yard score in the third quarter... **vs. Houston (Oct. 28):** Hauled in TD passes of 49 and 31 yards for his first multi-TD game of the season... Surpassed 4,000 career receiving yards in his 68th career game, becoming the third-fastest TE in NFL history to eclipse 4,000 yards behind Hall of Fame TEs Kellen Winslow (58 games) and Mike Ditka (67 games)... **vs. Baltimore (Nov. 25):** Posted six catches for 105 yards (17.5 avg.) and two TDs... Broke into the top-five on the Chargers all-time TD receptions list, passing Kellen Winslow (45 TDs)... **at Tennessee (Dec. 9):** Caught six passes for 57 yards (9.5 avg.) and a TD... Made a two-yard game-tying TD catch with under ten seconds remaining to send the game to overtime... Kept alive the game-winning TD drive in overtime with an 11-yard reception on third-and-four... **vs. Tennessee (AFC Wild Card, Jan. 6):** Started at TE before suffering a toe injury... Finished with two receptions for 15 yards (7.5)... **at Indianapolis (AFC Divisional, Jan. 13):** Caught two passes for 28 yards (14.0 avg.)... **at New England (AFC Championship, Jan. 20):** Hauled in two passes for 17 yards (8.5 avg.)... Opened the game at TE.

**2006:** Selected to his third Pro Bowl... Named first-team All-Pro by *The Associated Press* and *Sporting News*... Recognized as first-team All-NFL and All-AFC by the *Professional Football Writers of America*... Started all 16 games at TE for the first time in his career... Caught 71 passes for 924 yards (13.0 avg.) and nine TDs... Recorded two multi-TD games and one game with 100-plus receiving yards... Started at TE for the team's playoff contest, finishing with six catches for 61 yards (10.2 avg.)... **Awards:** Pro Bowl Selection (Third)... *The Associated Press* First-Team All-Pro... *Professional Football Writers of America* First-Team All-NFL... *Sporting News* First-Team All-Pro... *PFWA* All-AFC... *Sports Illustrated* First-Team All-Pro... *ESPN.com* First-Team All-Pro... *Pro Football Weekly* First-Team All-Pro... *USA Today Sports Weekly* First-Team All-Pro... *Pro Football Weekly* All-AFC... *NFL.com* All-Interview... Chargers Alumni Player of the Week (Week 14)... **at San Francisco (Oct. 15):** Totaled five receptions for 78 yards (15.6 avg.) and a TD... The score went for a season-long 57 yards, the then-second-longest TD catch of his career... **vs. Oakland (Nov. 26):** Recorded six catches for 81 yards (13.5 avg.) and a TD... Hauled in the 19-yard score from Hall of Fame RB LaDainian Tomlinson... **vs. Denver (Dec. 10):** Registered season highs in receiving yards (104) and TDs (two) on seven receptions (14.9 avg.)... **vs. New England (AFC Divisional, Jan. 14):** Led the team with six catches for 61 yards (10.2 avg.)... **vs. NFC (2007 Pro Bowl, Feb. 10):** Recorded a nine-yard reception.

**2005:** Selected to his second Pro Bowl, starting at TE for the AFC squad... Named first-team All-Pro by *The Associated Press* and *Sporting News*... Recognized as first-team All-NFL by the *Professional Football Writers of America*... Named Chargers Co-Offensive Player of the Year... Started all 15 games he appeared in at TE, missing the season opener due to team suspension... Registered 89 receptions for 1,101 yards (12.4 avg.) and 10 TDs for his first 1,000-yard season... The 89 catches tied Hall of Fame TE Kellen Winslow (1980) for the most in Chargers history by a TE... Became just the second TE in NFL history (Todd Christiansen, 1983) to have a season with 1,100-plus yards and at least 10 TDs... His 23 TD catches from 2004-05 were the most-ever by an NFL TE in a two-year span... Recorded a three-TD game and four contests with 100-plus receiving yards... **Awards:** Pro Bowl Selection (Second)... *The Associated Press* First-Team All-Pro... *Professional Football Writers of America* First-Team All-NFL... *Sporting News* First-Team All-Pro... Chargers Co-Offensive Player of the Year... *Sports Illustrated* First-Team All-Pro... *ESPN.com* First-Team All-Pro... *Pro Football Weekly* First-Team All-Pro... *USA Today Sports Weekly* First-Team All-Pro... *Pro Football Weekly* Midseason All-Pro... Chargers Alumni Player of the Week (Week 8)... **at New England (Oct. 2):** With six catches for 108 yards (18.0 avg.), recorded his first 100-yard game of the season... **vs. Kansas City (Oct. 30):** Tied a career high with three TD catches... Hauled in 10 passes for 145 yards (14.5 avg.)... **at New York Jets (Nov. 6):**



Totaled 132 receiving yards on eight receptions (16.5 avg.) for his second-straight week with 100-plus receiving yards...**vs. Buffalo (Nov. 20):** Caught five passes for 77 yards (15.4 avg.), including a 27-yard score...Suffered a foot injury in the third quarter and did not return...**at Washington (Nov. 27):** Started at TE, helping the Chargers to an overtime win with a 24-yard catch on the first play of overtime...Finished with three catches for 39 yards (13.0 avg.)...**vs. Miami (Dec. 11):** Set a career high in receptions with 13 catches for 123 yards (9.5 avg.) and a TD...The 123 receiving yards brought his season total to 997, a new career high...Hauled in the eight-yard score with just 15 seconds remaining...**vs. NFC (2006 Pro Bowl, Feb. 12):** Started at TE, hauling in two passes for seven yards (3.5 avg.).

**2004:** Selected to his first Pro Bowl, starting at TE for the AFC squad...Named first-team All-Pro by *The Associated Press* and *Sporting News*...Recognized as second-team All-NFL and All-AFC by the *Professional Football Writers of America*...Named Chargers Offensive Player of the Year...Started 15 games at TE, finishing with 81 receptions for 964 yards (11.9 avg.) and 13 TDs...Hauled in multiple TD passes four times, including a three-TD performance...His 13 TD catches set a single-season franchise mark by a TE...Recorded two 100-yard performances to mark three such games for his career...Started the team's playoff game at TE, recording six catches for 89 yards (14.8 avg.) and a TD...**Awards:** Pro Bowl Selection (First)...*The Associated Press* First-Team All-Pro...*Professional Football Writers of America* Second-Team All-NFL...*Sporting News* First-Team All-Pro...*PFWA* All-AFC...Chargers Offensive Player of the Year...*Sports Illustrated* First-Team All-Pro...*Football Digest* First-Team All-Pro...*College & Pro Football Newsweekly* Second-Team All-Pro...NFL Alumni Association Tight End of the Year...Chargers Alumni Player of the Week (Week 9)...**at Houston (Sept. 12):** Set season highs in receptions (eight) and yards (123) for a 15.4 yards-per-catch average...**vs. New Orleans (Nov. 7):** Caught three TD passes, becoming the first Chargers receiver to do so in a game since WR Tony Martin vs. Baltimore in 1997...It marked the first three-TD game by a Bolts TE since Hall of Fame TE Kellen Winslow in 1983 vs. Kansas City...**at Kansas City (Nov. 28):** Caught seven passes for 92 yards (13.1 avg.) and two TDs...The scores were his 10th and 11th of the season, passing Kellen Winslow and TE Willie Frazier (10) for the most TD catches in a single season by a TE in team annals...It finished a four-game stretch with eight TD catches, tying WR Wes Chandler for a the most by a Charger in a four-game stint...**at Cleveland (Dec. 19):** Hauled in a career-long, 72-yard TD...It marked his 12th TD of the season, tying an NFL record among TEs...**at Indianapolis (Dec. 26):** Set the NFL single-season record for receiving TDs by a TE with his 13th of the season...Finished with 49 receiving yards on seven receptions (7.0 avg.)...**vs. New York Jets (AFC Wild Card, Jan. 8):** Recorded 89 receiving yards and a TD on six catches (14.8 avg.)...Hauled in the one-yard score with 11 seconds remaining in the fourth quarter to force overtime...**vs. NFC (2005 Pro Bowl, Feb. 13):** Started at TE, finishing with three receptions for 51 yards (17.0 avg.) and a TD...The 12-yard TD from Indianapolis QB Peyton Manning in the second quarter gave the AFC a 28-7 lead and proved to be the winning score.

**2003:** Recorded 24 receptions for 389 yards (16.2 avg.) and two TDs after making the 53-man roster as an undrafted rookie...Appeared in 15 games with 11 starts...**at Kansas City (Sept. 7):** Inactive (healthy scratch)...**vs. Denver (Sept. 14):** Made his NFL debut...**at Oakland (Sept. 28):** Recorded the first catch of his career, bringing in a pass

from QB Drew Brees for 17 yards in the third quarter...Finished with two receptions for 30 yards (15.0 avg.)...**at Jacksonville (Oct. 5):** Made the first start of his career, opening the game at TE...Hauled in a pass for eight yards...**vs. Minnesota (Nov. 9):** Started at TE and posted three catches for 55 yards (18.3 avg.) and a TD, the first score of his career...**vs. Green Bay (Dec. 14):** Recorded season highs in receptions (five) and receiving yards (117) for a 23.4 yards-per-catch average...It marked his first 100-yard receiving game and the first by a Chargers rookie since WR Wayne Walker in 1989 (105 yards at Washington).

**COLLEGE:** Played two seasons of basketball at Kent State (2001-02, '02-03) after spending time at Michigan State, Eastern Michigan and College of the Sequoias (Visalia, Calif.)...Led the Golden Eagles to a 52-15 record and back-to-back Mid-American Conference Titles in his two seasons...As a junior, helped Kent State reach the Elite Eight of the NCAA Tournament, defeating Oklahoma State (No. 7 seed), Alabama (No. 2 seed) and Pittsburgh (No. 3 seed)...Earned honorable mention All-America recognition from *The Associated Press* as a senior, averaging 20.6 points-per-game and 7.7 rebounds...Other senior accolades included first-team All-MAC and being named the runner-up for MAC Player of the Year...Ended his career as the sixth-leading scorer in Kent State history...At Eastern Michigan, averaged 10.2 points-per-game and 7.4 rebounds...Began his career at Michigan State, planning to play football and basketball.

**PERSONAL:** Given name Antonio Ethan Gates Jr. ...Born in Detroit, Mich. ...Has two daughters, Ananda and Ayla, and one son, Aven...Married his wife, Sasha, in 2011...Grandfather, Henry Hank, was a professional boxer in the 1950s and '60s, garnering a 62-31-4 record and had a 1962 fight against Joey Giardello voted Fight of the Year by *Ring Magazine*...Has promoted boxing in Detroit, where his cousin, Tony Harrison, has started his career with a 27-2-0 record with 21 wins by knockout...Did not play football in college after then-Michigan State head football coach Nick Saban wanted him to focus on football...Wore purple cleats for My Cause, My Cleats this past year to support the Lupus Foundation of America to honor the memory of his sister, Pamela, who passed away after a three-year battle with lupus in 2014...Appeared in a public service announcement campaign, 'No More,' in 2014 to stop domestic violence...Hosted an annual Shop with a Charger event to benefit homeless, neglected and abused children...Supporter of the Huntington's Disease Society of America, serving as the honorary chairman for the Shoot to Cure HD for several years...Has worked closely with Promises2Kids to support foster youth...**High School:** Earned first-team All-State in football and basketball as a senior at Detroit (Mich.) Central High...Led Trail Blazers football in his final season to a Class A state title.



## ANTONIO GATES NFL STATISTICS

		- Receiving -						
Year	Team	GP	GS	No.	Yds	Avg.	Lg	TD
2003	San Diego	15	11	24	389	16.2	48	2
2004	San Diego	15	15	81	964	11.9	72t	13
2005	San Diego	15	15	89	1,101	12.4	38	10
2006	San Diego	16	16	71	924	13.0	57t	9
2007	San Diego	16	16	75	984	13.1	49t	9
2008	San Diego	16	16	60	704	11.7	34	8
2009	San Diego	16	16	79	1,157	14.6	56	8
2010	San Diego	10	10	50	782	15.6	48t	10
2011	San Diego	13	13	64	778	12.2	38t	7
2012	San Diego	15	15	49	538	11.0	34t	7
2013	San Diego	16	15	77	872	11.3	56t	4
2014	San Diego	16	13	69	821	11.9	34	12
2015	San Diego	11	4	56	630	11.3	40	5
2016	San Diego	14	9	53	548	10.3	27	7
2017	Los Angeles Chargers	16	4	30	316	10.5	27	3
2018	Los Angeles Chargers	11	0	19	239	12.6	27	2
<b>NFL Totals</b>		<b>231</b>	<b>188</b>	<b>946</b>	<b>11,747</b>	<b>12.4</b>	<b>72t</b>	<b>116</b>
		- Receiving -						
Year	Team	GP	GS	No.	Yds	Avg.	Lg	TD
2004	San Diego	1	1	6	89	14.8	44	1
2006	San Diego	1	1	6	61	10.2	19	0
2007	San Diego	3	2	6	60	10.0	23	0
2008	San Diego	2	2	13	146	11.2	30	0
2009	San Diego	1	1	8	93	11.6	23	0
2013	San Diego	2	2	3	15	5.0	5	0
<b>Postseason Totals</b>		<b>10</b>	<b>9</b>	<b>42</b>	<b>464</b>	<b>11.0</b>	<b>44</b>	<b>1</b>

### SINGLE-GAME CAREER HIGHS

#### REGULAR SEASON

**Receptions** ..... 13 – Dec. 11, 2005 vs. Miami

**Receiving Yards** .....  
167 – Dec. 6, 2009 at Cleveland

**Longest Reception** .....  
72t – Dec. 19, 2004 at Cleveland

**Receiving Touchdowns** .....  
3 (three times) – Last: Sept. 14, 2014 vs. Seattle

#### POSTSEASON

**Receptions** .....  
8 (twice) – Last: Jan. 17, 2010 vs. N.Y. Jets

**Receiving Yards** .....  
93 – Jan. 17, 2010 vs. N.Y. Jets

**Longest Reception** .....  
44 – Jan. 8, 2005 vs. N.Y. Jets

**Receiving Touchdowns** .....  
1 – Jan. 8, 2005 vs. N.Y. Jets

### CAREER NFL TRANSACTIONS

<b>2003</b>	Signed by San Diego Chargers as undrafted free agent, May 2.
<b>2005</b>	Placed on Reserve/Suspended by Chargers, Aug. 21...Signed contract extension, Aug. 23...Suspension lifted, Sept 12.
<b>2010</b>	Signed contract extension, July 28...Placed on Reserve/Injured (foot), Dec. 30.
<b>2015</b>	Placed on Reserve/Suspended by Commissioner, Sept. 5...Suspension lifted and given exempt status by Commissioner, Oct. 6...Activated from exempt status, Oct. 12.
<b>2016</b>	Re-signed by Chargers as unrestricted free agent, March 9.
<b>2018</b>	Re-signed by Los Angeles Chargers as unrestricted free agent, Sept. 3.

# MELVIN GORDON III

**RUNNING BACK WISCONSIN**

**6-1 | 215 LBS | KENOSHA, WIS.**

**DRAFT 1 - 2015**

**EXPERIENCE: 4TH NFL SEASON**

**4TH YEAR WITH CHARGERS**



# 28

**2018:** Started at RB in 10 games and was inactive for another...Posted 802 rushing yards on 153 attempts (5.2 avg.) and nine TDs...Added 44 catches for 453 receiving yards (10.3 avg.) and four TDs to total 1,255 yards from scrimmage...Extended his streak of seasons with at least 1,200 scrimmage yards and 10 TDs to three for the longest active streak...Posted three 100-yard rushing games to bring his career total to eight...Registered two games with three total TDs, including the first of his career with three rushing TDs...Recorded the first 100-yard receiving game of his career...In Weeks 5 through 10, posted a streak of five-straight games with at least 120 yards from scrimmage and a scrimmage TD for the longest such streak since 2007 (RB Jamaal Charles)...Tied a team-record of six-straight games with 120-plus scrimmage yards from Weeks 5 through 11...Brought his career total to 3,545 rushing yards to pass RB Chuck Muncie (3,309) and RB Don Woods (2,858)...Passed RB Ryan Mathews (23) and RB Mike Tolbert (20) with 27 career rushing TDs for sixth in team history...Moved into sole possession of fifth among Chargers RBs in history with 176 career receptions, passing Danny Woodhead (167), Darren Sproles (146), Ryan Mathews (146) and Chuck Muncie (138)...With 1,540 career receiving yards, passed Woodhead (1,429), Sproles (1,400) and Muncie (1,237) for the sixth-most in team annals among RBs...Also passed Muncie (761) in career rushing attempts for sixth in Chargers history, bringing his career total to 875...Increased his career total to 5,085 scrimmage yards to pass Marion Butts (4,704), Muncie (4,546), Keith

2018, LOS ANGELES CHARGERS																
Games				Rushing					Receiving					Total Off.		
Date	Opp.	Res.	P/S	Att	Yds	Avg.	Lg	TD	No.	Yds	Avg.	Lg	TD			
09/09	KC	L	1/1	15	64	4.3	18	0	9	102	11.3	25	0	166		
09/16	at Buf	W	1/1	9	28	3.1	20t	1	6	38	6.3	10	2	66		
09/23	at LAR	L	1/1	15	80	5.3	23	1	2	4	2.0	3	0	84		
09/30	SF	W	1/1	15	104	6.9	34	0	7	55	7.9	16	1	159		
10/07	Oak	W	1/1	19	58	3.1	16	1	4	62	15.5	34	0	120		
10/14	at Cle	W	1/1	18	132	7.3	16	3	2	18	9.0	14	0	150		
10/21	Ten*	W	0/0	- Inactive -												
11/04	at Sea	W	1/1	16	113	7.1	64t	1	1	10	10.0	10	0	123		
11/11	at Oak	W	1/1	18	93	5.2	15	0	5	72	14.4	66t	1	165		
11/18	Den	L	1/1	18	69	3.8	20	0	6	87	14.5	32	0	156		
11/25	Ari	W	1/1	10	61	6.1	28t	2	2	5	2.5	5	0	66		
12/02	at Pit															
12/09	Cin															
12/13	at KC															
12/22	Bal															
12/30	at Den															
*18 TOTALS				8-3	10/10	153	802	5.2	34t	9	44	453	10.3	66t	4	1,255
*Game played at Wembley Stadium in London, England.																

\*Game played at Wembley Stadium in London, England.

Lincoln (4,387), Natrone Means (4,367), Gary Anderson (4,228) and Woods (4,045) for No. 5 in franchise history among RBs...Eclipsed 5,000 career scrimmage yards in the 52nd game of his career, becoming the second-fastest RB to do so in team history (LaDainian Tomlinson, 41 games)...Moved past Means (35) for No. 4 in team annals among RBs with 37 scrimmage TDs...**Awards:** Week 1 NFLPA Community MVP...**vs. Kansas City (Sept. 9):** Started at RB and played 62 offensive snaps...Finished with 15 carries for 64 yards (4.3 avg.)...Tied a career best with nine receptions for a single-game career-high 102 yards (11.3 avg.), marking the first 100-yard receiving game of his career...Tied a single-game career high with the nine catches...Moved to eighth in career receptions among RBs in team history, passing RB Chuck Muncie (138)...With back-to-back plays, moved the ball from the 40-yard line to the Kansas City 29-yard line, eventually leading to a 39-yard field goal by K Caleb Sturgis...On the first, took a handoff off tackle to the right behind a pulling FB Derek Watt for an 18-yard gain...On the next play, corralled a swing-pass in the right flat from QB Philip Rivers before juking past LB Reggie Ragland to turn upfield and move the chains...**at Buffalo (Sept. 16):** Appeared on 36 offensive snaps after starting at RB...Posted three total TDs, the second such game of his career (Oct. 23, 2016 at Atlanta)...Ran the ball nine times for 28 yards (3.1 avg.), including a 20-yard TD...Added 38 receiving yards and two TDs on six receptions (6.3 avg.)...Moved to sole possession of No. 6 in team history for career receptions by an RB with 147, passing Ryan Mathews (146) and Darren Sproles (146)...Increased his career scrimmage yards to 4,062 to surpass Don Woods (4,045) for 10th among RBs in team history...On the rushing score, took an off tackle run to the left untouched for the 20-yard TD behind blocks from C Mike Pouncey and FB Derek Watt...Early in the second quarter, ran a play-action pass to the right flat, catching the ball in space for a nine-yard TD...Caught his second TD of the day on a swing pass in the left flat late in the second quarter, corralled the pass despite tight coverage by LB Matt Milano...**at Los Angeles Rams (Sept. 23):** Opened the game at RB, playing on 40 offensive snaps...Posted 80 rushing yards and a TD on 15 attempts (5.3 avg.)...Added two receptions for four yards (2.0 avg.)...Hurdled over S Lamarus Joyner along the left sideline in the first quarter to pass Don Woods for No. 7 in career rushing yards in Chargers history...

## BEYOND THE BOLT



*Gordon's parents played an instrumental role in his upbringing. His mother, Carmen, has never missed one of his games. Before enrolling at Wisconsin, she would shuttle him to and from football camps and combines as far away as Tennessee and Alabama. Carmen also stayed after him to maintain good grades as he was named to a host of all-academic teams during his college career at Wisconsin. Melvin wore No. 25 for the Badgers because it was his mother's age when he was born.*

*Gordon's father, Melvin Jr., also known as "Big Bo," taught his son the importance of strength and conditioning. The family had a weight room in the basement of their Kenosha home and Melvin Sr., was a regular fixture in the weight room at Bradford High School. Gordon continued his intense training regimen at Wisconsin where he once ran every step in Camp Randall Stadium while wearing a weighted vest. A former semi-pro football player, the elder Gordon used to show his son tapes of great running backs like Barry Sanders and Walter Payton.*

*On his off day leading up to Week 2, Gordon and some of his teammates volunteered in the Los Angeles Meal Pack on 9/11 Day, which helps feed food-insecure children, elderly and veterans. He founded his charity, Melvin Gordon's Beyond the Flash Foundation, earlier this year to combat childhood hunger. For his efforts on Sept. 11, Gordon was awarded Week 1 NFLPA Community MVP. As part of the recognition, the NFLPA donated \$10,000 to his foundation.*

Punched in an 11-yard scoring run to tie Mike Tolbert for seventh in team history with 20 career rushing TDs...On the TD run, took a toss to the left and powered through Joyner at the goal line after receiving pulling blocks from Derek Watt, WR Tyrell Williams and T Russell Okung...**vs. San Francisco (Sept. 30):** Started at RB and played 49 snaps on offense...Finished with 104 rushing yards on 15 attempts (6.9 avg.) for his first 100-yard rushing performance of the year...Caught seven passes for 55 yards (7.9 avg.) and a TD...Moved up the Chargers record books in career rushing attempts (sixth), receiving yards among RBs (eighth) and scrimmage yards by an RB (ninth)...Became the seventh Charger to eclipse 3,000 career receiving yards...Caught the six-yard TD pass from Philip Rivers in the third quarter after finding a soft spot in the zone in the right flat...Minutes before the score, ran up the middle for a 13-yard gain, breaking five tackle attempts by 49ers players...In the fourth quarter, posted a game-long 34-yard rush, taking the handoff off tackle to the left and getting key blocks from Tyrell Williams, WR Keenan Allen and T Sam Tevi before spinning out of a tackle to get to the San Francisco four-yard line...**vs. Oakland (Oct. 7):** Posted 58 rushing yards and a TD on 19 attempts (3.1 avg.)...Added 62 receiving yards on four catches (15.5 avg.)...Moved into seventh in team history in scrimmage yards among RBs and eighth among RBs in receiving yards...On the TD, followed the lead blocking of Derek Watt for a one-yard score...The TD marked his 21st career rushing score, moving him into sole possession of No. 7 in Chargers history...Registered a game-long 16-yard carry in the first quarter, taking a shotgun handoff from Philip Rivers to the left behind a pulling Mike Pouncey...Caught a screen pass in the right flat in the second quarter, advancing the ball 34 yards to the 10-yard line after getting blocks from G Michael Schofield III and WR Mike Williams...Opened the game at RB, contributing on 45 offensive snaps...**at Cleveland (Oct. 14):** Started at RB and played 38 snaps on offense...Posted 132 rushing yards and a single-game career high three TDs on 18 carries (7.3 avg.)...It marked the seventh 100-yard game of his career and his third contest with three total TDs...On his first TD, took a pitch to the left for a four-yard score behind a Sam Tevi block and powering through a tackle attempt DB Jabrill Peppers...Took a pitch to the right in the third quarter for a 10-yard TD, getting downfield blocks from Tevi, Virgil Green, Tyrell Williams, Mike Pouncey and Michael Schofield...Posted his third TD by taking another pitch to the left for an 11-yard run, juking defenders at the goal line to get into the end zone...Caught two passes for 18 yards (9.0 avg.)...Part of a rushing attack that registered 246 yards on the ground, the most by a Chargers offense since 2008...Finished the game with 24 career rushing TDs and 4,575 scrimmage yards, passing Ryan Mathews (23 rushing TDs) and Chuck Muncie (4,546 scrimmage yards) for No. 6 in Chargers history in each category among RBs, respectively...**vs. Tennessee (Oct. 21, Wembley Stadium):** Inactive (hamstring)...**at Seattle (Nov. 4):** Returned from injury to start at RB and play 45 snaps on offense...Recorded his third 100-yard rushing output of the season and eighth of his career, finishing with 113 yards and a TD on 16 attempts (7.1 avg.) while also hauling in a 10-yard reception...Brought his career total to

3,322 rushing yards, passing Chuck Muncie (3,309) for sixth in team annals...On his TD run, took a pitch to the right behind blocks from TE Sean Culkin, Virgil Green, Sam Tevi and Derek Watt before breaking tackle attempts of LB Barkevious Mingo and S Tedric Thompson...On a 21-yard carry in the third quarter, got a block from Tyrell Williams before breaking three tackle attempts by Seahawks defenders...**at Oakland (Nov. 11):** Appeared on 45 offensive plays after starting at RB, recording 93 rushing yards on 18 attempts (5.2 avg.)...Registered five receptions for 72 receiving yards (14.4 avg.) and a TD to post 165 yards from scrimmage...Extended his streak of games with 120-plus yards from scrimmage and a scrimmage TD to five for the longest such streak since 2007 (Jamaal Charles)...Posted a career-long 66-yard TD catch in the third quarter, catching the ball in the left flat before juking past CB Gareon Conley and S Reggie Nelson while utilizing a block from Keenan Allen to reach pay dirt...Converted a fourth-and-one in the first quarter to extend the team's first scoring drive by taking a pitch to the left and hurdling S Karl Joseph before side-stepping LB Tahir Whitehead for the two-yard gain...Helped seal the game with a 15-yard carry up the middle late in the fourth quarter, getting blocks from Russell Okung, G Dan Feeney and Allen before spinning out of a tackle attempt by S Marcus Gilchrist...**vs. Denver (Nov. 18):** Started at RB, playing 64 snaps on offense...Ran for 69 yards on 18 attempts (3.8 avg.) and caught six passes for 87 yards (14.5 avg.)...With 156 yards from scrimmage, saw his streak of games with 120-plus scrimmage yards and a TD come to an end, but registered his sixth-straight game with at least 120 yards from scrimmage to tie a team record...Caught a screen pass in the left flat in the second quarter on third-and-seven, turning on the jets and utilizing blocks from Mike Pouncey and Tyrell Williams before breaking tackle attempts of OLB Bradley Chubb and CB Chris Harris Jr., for a 32-yard gain...**vs. Arizona (Nov. 25):** Started at RB for the 50th time of his career and played 27 snaps on offense before departing with a knee injury...Posted 61 rushing yards and two TDs on 10 attempts (6.1 avg.) while adding two catches for five yards (2.5 avg.)...Eclipsed 1,200 scrimmage yards for the year, extending his streak of seasons with at least 1,200 scrimmage yards and 10 TDs to three campaigns (2016-18) for the longest active streak...Passed Natrone Means (35) for the fourth-most scrimmage TDs by a RB in team history, increasing his career total to 37...On his first TD run, took a stretch-run out of the shotgun to the right for a 28-yard score behind blocks from Sam Tevi, Mike Pouncey and Virgil Green before sprinting past S Tre Boston...Cut a run that started going left to the backside for a five-yard TD late in the second quarter, breaking a tackle attempt by DE Benson Mayowa before powering through other Cardinals defenders to break the plane.

## MELVIN GORDON III NFL STATISTICS

Year	Team	GP	GS	- Rushing -					- Receiving -					- Scrimmage -	
				No.	Yds	Avg.	Lg	TD	Att	Yds	Avg.	Lg	TD	Yards	
2015	San Diego	14	13	184	641	3.5	27	0	33	192	5.8	18	0	833	
2016	San Diego	13	11	254	997	3.9	48	10	41	419	10.2	35	2	1,416	
2017	Los Angeles Chargers	16	16	284	1,105	3.9	87t	8	58	476	8.2	49	4	1,581	
2018	Los Angeles Chargers	10	10	153	802	5.2	34t	9	44	453	10.3	66t	4	1,255	
<b>NFL Totals</b>		<b>53</b>	<b>50</b>	<b>875</b>	<b>3,545</b>	<b>4.1</b>	<b>87t</b>	<b>27</b>	<b>176</b>	<b>1,540</b>	<b>8.8</b>	<b>66t</b>	<b>10</b>	<b>5,085</b>	

### CAREER NFL TRANSACTIONS

- 2015** Selected by San Diego Chargers in the first round (15th overall) of NFL Draft, April 30 (pick acquired from San Francisco for Chargers' first and fourth-round picks, and 2016 fifth-round selection)...Signed rookie contract, May 15... Placed on Reserve/Injured (knee), Dec. 21.
- 2018** Had fifth-year team option exercised on rookie contract by Los Angeles Chargers, May 2.

### SINGLE-GAME CAREER HIGHS

#### REGULAR SEASON

<b>Rushing Attempts</b>	32 – Nov. 6, 2016 vs. Tennessee
<b>Rushing Yards</b>	196 – Nov. 6, 2016 vs. Tennessee
<b>Longest Run</b>	87t – Oct. 29, 2017 at New England
<b>Rushing Touchdowns</b>	3 – Oct. 14, 2018 at Cleveland
<b>Receptions</b>	9 (twice) – Last: Sept. 9, 2018 vs. Kansas City
<b>Receiving Yards</b>	102 – Sept. 9, 2018 vs. Kansas City
<b>Longest Catch</b>	66t – Nov. 11, 2018 at Oakland
<b>Receiving Touchdowns</b>	2 (twice) – Last: Sept. 16, 2018 at Buffalo
<b>Scrimmage Yards</b>	261 – Nov. 6, 2016 vs. Tennessee



# VIRGIL GREEN

TIGHT END

NEVADA

6-5 | 255 LBS | TULARE, CALIF.

UFA (DENVER) - 2018

EXPERIENCE: 8TH NFL SEASON

1ST YEAR WITH CHARGERS



88

**2018:** Started at TE in all 11 games...Posted 15 catches for 189 yards (12.6 avg.) and a TD, marking the fifth score of his career...Became the 37th player to haul in a TD from QB Philip Rivers...Appeared on 55 plays on special teams...**vs. Kansas City (Sept. 9):** Made his Chargers debut by starting at TE and playing 44 snaps on offense...Finished with 21 receiving yards on two catches (10.5 avg.)...In the first quarter, provided downfield blocking with WR Keenan Allen to spring WR Travis Benjamin free for a 19-yard rush...**at Buffalo (Sept. 16):** Opened the game at TE for the second straight week, appearing on 42 offensive plays...Hauled in three passes for 55 yards (18.3 avg.)...Registered his first reception on an inside slant in the first quarter before turning upfield and stiff-arming S Jordan Poyer before being stopped by S Micah Hyde for a 25-yard gain...After catching a pass on an out-route, turned upfield and broke a tackle attempt by CB Tre'Davious White for a 23-yard gain...Provided key blocks on three rushes of 15-plus yards by RB Austin Ekeler...**at Los Angeles Rams (Sept. 23):** Posted a six-yard reception after starting at TE...Appeared on 33 offensive plays...**vs. San Francisco (Sept. 30):** Opened the game at TE, seeing time on 50 offensive snaps...Posted two receptions for nine yards (4.5 avg.)...**vs. Oakland (Oct. 7):** Posted the first score of his Chargers career, catching a 13-yard screen pass and advancing the ball for a TD...Became the 37th player to haul in a TD from Philip Rivers...On the play, caught the pass and used downfield blocking from TE Sean Culkin, G Dan Feeney and T Sam Tevi...Started at TE and played 46 offensive snaps...**at Cleveland (Oct. 14):** Opened the game at TE and played 48 snaps on offense...Blocked on RB Melvin Gordon III's second TD carry of the game...Also helped pave the way for Austin Ekeler on a pair of runs for 16 and 20 yards...**vs. Tennessee (Oct. 21, Wembley Stadium):** Played 32 offensive snaps, starting at TE...Provided a block on CB Logan Ryan so that Austin Ekeler could post an 11-yard run in the third quarter...**at Seattle (Nov. 4):** Opened the game at TE, appearing on 34 plays on offense...Hauled in two passes for 28 yards (14.0 avg.), including a 22-yard catch-and-run on a seam-route in the

## 2018, LOS ANGELES CHARGERS

Date	Opp.	Res.	Games P/S	Receiving					Rushing					Total Off.
				No.	Yds	Avg.	Lg	TD	Att	Yds	Avg.	Lg	TD	
09/09	KC	L	1/1	2	21	10.5	15	0	0	0	-	-	0	21
09/16	at Buf	W	1/1	3	55	18.3	25	0	0	0	-	-	0	55
09/23	at LAR	L	1/1	1	6	6.0	6	0	0	0	-	-	0	6
09/30	SF	W	1/1	2	9	4.5	10	0	0	0	-	-	0	9
10/07	Oak	W	1/1	1	13	13.0	13t	0	0	0	-	-	0	13
10/14	at Cle	W	1/1	0	0	-	-	0	0	0	-	-	0	0
10/21	Ten*	W	1/1	0	0	-	-	0	0	0	-	-	0	0
11/04	at Sea	W	1/1	2	28	14.0	22	0	0	0	-	-	0	28
11/11	at Oak	W	1/1	2	30	15.0	23	0	0	0	-	-	0	30
11/18	Den	L	1/1	2	27	13.5	26	0	0	0	-	-	0	27
11/25	Ari	W	1/1	0	0	-	-	0	0	0	-	-	0	0
12/02	at Pit													
12/09	Cin													
12/13	at KC													
12/22	Bal													
12/30	at Den													
<b>'18 TOTALS</b>				<b>15</b>	<b>189</b>	<b>12.6</b>	<b>26</b>	<b>1</b>	<b>0</b>	<b>0</b>	<b>-</b>	<b>-</b>	<b>0</b>	<b>189</b>

\*Game played at Wembley Stadium in London, England.

third quarter...Threw a double-block on CB Justin Coleman and LB K.J. Wright for Austin Ekeler to post a 16-yard gain on a jet-sweep in the first quarter...Helped Melvin Gordon reach the end zone on a 34-yard carry by blocking DE Dion Jordan...**at Oakland (Nov. 11):** Registered two receptions for 30 yards (15.0 avg.)...Hauled in a 23-yard pass in the third quarter, running a seam-route to get behind the coverage of CB Gareon Conley...Started at TE, playing 47 offensive snaps...**vs. Denver (Nov. 18):** Opened the game at TE and played 54 snaps on offense, hauling in two passes for 27 yards (13.5 avg.)...On a 26-yard catch, got inside position on S Justin Simmons on a seam-route late in the first quarter...**vs. Arizona (Nov. 25):** Started at TE, playing 45 snaps on offense...Sealed DE Markus Golden on a stretch-run out of the shotgun to the right by Melvin Gordon that went for a 28-yard score.

## VIRGIL GREEN NFL STATISTICS

				- Receiving -				
Year	Team	GP	GS	No.	Yds	Avg.	Lg	TD
2011	Denver	15	3	3	24	8.0	9	0
2012	Denver	12	2	5	63	12.6	28	0
2013	Denver	16	3	9	45	5.0	10	0
2014	Denver	13	9	6	74	12.3	38	1
2015	Denver	16	5	12	173	14.4	32	1
2016	Denver	12	11	22	237	10.8	31	1
2017	Denver	16	16	14	191	13.6	44	1
2018	Los Angeles Chargers	11	11	15	189	12.6	26	1
<b>NFL Totals</b>		<b>111</b>	<b>60</b>	<b>86</b>	<b>996</b>	<b>11.6</b>	<b>44</b>	<b>5</b>
				- Receiving -				
Year	Team	GP	GS	No.	Yds	Avg.	Lg	TD
2011	Denver	2	1	0	0	-	-	0
2012	Denver	1	0	0	0	-	-	0
2013	Denver	3	0	1	3	3.0	3	0
2014	Denver	1	1	1	4	4.0	4	0
2015	Denver	3	1	2	14	7.0	11	0
<b>Postseason Totals</b>		<b>10</b>	<b>3</b>	<b>4</b>	<b>21</b>	<b>5.3</b>	<b>11</b>	<b>0</b>

### SINGLE-GAME CAREER HIGHS

#### REGULAR SEASON

**Receptions** .....  
4 (twice) – Last: Oct. 30, 2016 vs. San Diego

**Receiving Yards** .....  
61 – Nov. 1, 2015 vs. Green Bay

**Longest Reception** .....  
44 – Sept. 11, 2017 vs. L.A. Chargers

**Receiving Touchdowns** .....  
1 (five times) – Last: Oct. 7, 2018 vs. Oakland

#### POSTSEASON

**Receptions** ..... 2 – Jan. 17, 2016 vs. Pittsburgh

**Receiving Yards** .....  
14 – Jan. 17, 2016 vs. Pittsburgh

**Longest Reception** .....  
11 – Jan. 17, 2016 vs. Pittsburgh

### CAREER NFL TRANSACTIONS

- 2011** Selected by Denver Broncos with the first of two choices in the seventh round (204th overall) of NFL Draft, April 30...  
Signed rookie contract, July 28.
- 2012** Placed on Reserve/Suspended by Commissioner, Aug. 31...Suspension lifted by Commissioner, Oct. 1.
- 2015** Re-Signed by Broncos as unrestricted free agent, March 10.
- 2018** Signed by Los Angeles Chargers as unrestricted free agent, March 14.

# CASEY HAYWARD JR.

CORNERBACK VANDERBILT

5-10 | 195 LBS | PERRY, GA.

UFA (GB) - 2016

EXPERIENCE: 7TH NFL SEASON

3RD YEAR WITH CHARGERS



26

**2018:** Started all 11 games at RCB, registering 33 tackles (30 solo) and seven passes defended...Eclipsed 300 career tackles...**vs. Kansas City (Sept. 9):** Started at RCB, seeing action on all 56 defensive plays... Posted four solo stops...**at Buffalo (Sept. 16):** Opened the game at RCB, playing 60 snaps on defense...Registered a pass defended and a solo tackle...Broke up a would-be TD in the front, left corner of the end zone in coverage of WR Robert Foster...**at Los Angeles Rams (Sept. 23):** Posted a season-high five solo stops on 77 defensive plays after starting at RCB...**vs. San Francisco (Sept. 30):** Registered four solo tackles and two passes defended...Nearly picked off a pass in the fourth quarter, jumping in front of WR Pierre Garçon on third-and-three to force a San Francisco punt...Opened the game at RCB, playing all but one defensive snap...**vs. Oakland (Oct. 7):** Started at RCB, playing 52 snaps on defense...Registered a solo tackle...**at Cleveland (Oct. 14):** Posted three tackles (two solo) after starting at RCB...Broke up a pass to reach 90 passes defended for his career...Appeared on 67 plays on defense...**vs. Tennessee (Oct. 21, Wembley Stadium):** Appeared in the 90th game of his career, starting at RCB...Played 70 defensive snaps and posted four solo tackles...**at Seattle (Nov. 4):** Registered five solo stops and a pass defended after opening the game at RCB... Played all 81 snaps on defense...**at Oakland (Nov. 11):** Started at RCB and played all 63 snaps on defense...Finished with two solo stops and broke up a pass...**vs. Denver (Nov. 18):** Assisted on a tackle and

2018, LOS ANGELES CHARGERS																			
Date	Opp.	Res.	Games		Tackles						Interceptions					Fumbles			
			P/S		Tot	So	As	Sk	Yd	TFL	No.	Yd	Lg	TD	PD	FF	FR		
09/09	KC	L	1/1		4	4	0	0	0	0	0	0	0	0	0	0	0	0	
09/16	at Buf	W	1/1		1	1	0	0	0	0	0	0	0	-	0	1	0	0	
09/23	at LAR	L	1/1		5	5	0	0	0	0	0	0	0	-	0	0	0	0	
09/30	SF	W	1/1		4	4	0	0	0	0	0	0	0	-	0	2	0	0	
10/07	Oak	W	1/1		1	1	0	0	0	0	0	0	0	-	0	0	0	0	
10/14	at Cle	W	1/1		3	2	1	0	0	0	0	0	0	-	0	1	0	0	
10/21	Ten*	W	1/1		4	4	0	0	0	0	0	0	0	-	0	0	0	0	
11/04	at Sea	W	1/1		5	5	0	0	0	0	0	0	0	-	0	1	0	0	
11/11	at Oak	W	1/1		2	2	0	0	0	0	0	0	0	-	0	1	0	0	
11/18	Den	L	1/1		1	0	1	0	0	0	0	0	0	-	0	1	0	0	
11/25	Ari	W	1/1		3	2	1	0	0	0	0	0	0	-	0	0	0	0	
12/02	at Pit																		
12/09	Cin																		
12/13	at KC																		
12/22	Bal																		
12/30	at Den																		
'18 TOTALS				8-3	11/11	33	30	3	0	0	0	0	0	0	-	0	7	0	0
*Game played at Wembley Stadium in London, England.																			

\*Game played at Wembley Stadium in London, England.

registered a pass defended...Opened the game at RCB and participated on all 56 defensive plays...**vs. Arizona (Nov. 25):** Played 43 snaps on defense after starting at RCB...Recorded three tackles (two solo).

## CASEY HAYWARD JR. NFL STATISTICS

- Tackles -										- Interceptions -					- Fumbles -			
Year	Team	GP	GS	Total	Solo	Asst	Sacks	Yds	TFL	No.	Yds	Lg	TD	PD	FF	FR	Yds	ST Tackles
2012	Green Bay	16	7	55	43	12	0.0	0	1	6	81	24	0	25	1	0	0	5
2013	Green Bay	3	1	12	7	5	0.0	0	0	0	0	-	0	1	0	0	0	0
2014	Green Bay	16	1	32	27	5	0.0	0	2	3	113	82t	1	6	0	2	49	7
2015	Green Bay	16	11	74	53	21	0.0	0	3	0	0	-	0	7	0	0	0	1
2016	San Diego	16	14	59	51	8	0.0	0	2	7	102	31	1	23	0	0	0	1
2017	Los Angeles Chargers	16	16	40	33	7	0	0	2	4	7	7	0	24	1	2	11	0
2018	Los Angeles Chargers	11	11	33	30	3	0	0	0	0	0	-	0	7	0	0	0	0
NFL Totals		94	61	305	244	61	0	0	10	20	303	82t	2	93	2	4	60	14
POSTSEASON				- Tackles -						- Interceptions -					- Fumbles -			
Year	Team	GP	GS	Total	Solo	Asst	Sacks	Yds	TFL	No.	Yds	Lg	TD	PD	FF	FR	Yds	ST Tackles
2012	Green Bay	2	0	2	2	0	0.0	0	0	0	0	-	0	0	0	0	0	2
2014	Green Bay	2	0	1	1	0	0.0	0	1	0	0	-	0	1	0	0	0	0
2015	Green Bay	2	2	14	12	2	0.0	0	0	0	0	-	0	2	0	0	0	0
Postseason Totals		6	2	17	15	2	0.0	0	1	0	0	-	0	3	0	0	0	2

### CAREER REGULAR-SEASON INTERCEPTIONS (20)

2	Blake Bortles	1	Brock Osweiler
2	Jay Cutler	1	Dak Prescott
2	Andrew Luck	1	Matt Schaub
2	Nathan Peterman	1	Matthew Stafford
2	Trevor Siemian	1	Ryan Tannehill
1	Sam Bradford	1	Jameis Winston
1	Marcus Mariota	1	T.J. Yates
1	Cam Newton		

### CAREER TOUCHDOWNS (3)

vs. Chicago (Nov. 9, 2014), 82-yard interception return  
 vs. Philadelphia (Nov. 16, 2014), 49-yard fumble return  
 at Denver (Oct. 30), 24-yard interception return

### SINGLE-GAME CAREER HIGHS

#### REGULAR SEASON

**Tackles**..... 9 – Nov. 4, 2013 vs. Chicago  
**Interceptions**.....  
 2 (three times) – Last: Nov. 19, 2017 vs. Buffalo

#### POSTSEASON

**Tackles**..... 7 (twice) – Last: Jan. 16, 2016 at Arizona

### CAREER NFL TRANSACTIONS

<b>2012</b>	Selected by Green Bay Packers in the second round (62nd overall) of NFL Draft, April 27 (pick acquired from New England for Packers' third and fifth-round selections)...Signed rookie contract, May 11.
<b>2013</b>	Placed on Reserve/Injured (hamstring), Nov. 23.
<b>2016</b>	Signed by San Diego Chargers as unrestricted free agent, March 13.
<b>2018</b>	Signed contract extension, March 11.



# MELVIN INGRAM III

DEFENSIVE END SOUTH CAROLINA

6-2 | 247 LBS | ROCKINGHAM, N.C.

DRAFT 1 - 2012

EXPERIENCE: 7TH NFL SEASON

7TH YEAR WITH CHARGERS



54

**2018:** Started at DE in all 11 contests...Recorded 40 tackles (26 solo) with 5.5 sacks and 9.5 tackles for loss...Broke up five passes, forced a fumble and posted the first regular-season INT of his career, returning it eight yards...Appeared on offense to register the first rushing attempt of his career...In the first matchup against Oakland, became just the second player in NFL history to record a sack, INT and a rushing attempt in the same game (New York Jets LB Mo Lewis, 2000)...Moved into sole possession of No. 7 on the Chargers all-time sacks list with 40.5 in his career, passing DE Burt Grossman (38.0) and DE Chris Mims (38.0)...  
**vs. Kansas City (Sept. 9):** Started at DE, leading all defensive linemen with 53 defensive snaps played...Assisted on a tackle...  
**at Buffalo (Sept. 16):** Registered his first sacks of the season, finishing with 1.5 takedowns for 13.5 yards to bring his career total to 36.5 sacks...Posted four tackles (three solo) and the 1.5 tackles for loss...Applied pressure to QB Josh Allen in the third quarter, forcing him to role to his right and throw an INT to S Adrian Phillips...Split a sack with NT Damion Square when both players beat their blockers and met in the backfield to bring Allen down for an 11-yard loss...Earlier in the game, forced Allen to roll right and throw a pass intended for TE Jason Croom that was nearly picked off by LB Kyzir White in the flat...Started at DE and played 49 snaps on defense...  
**at Los Angeles Rams (Sept. 23):** Appeared in the 80th game of his career...Posted a solo stop and a tackle for loss...Opened the game at DE and appeared on 64 defensive snaps...  
**vs. San Francisco (Sept. 30):** Started at DT and played all but two snaps on defense...Finished with four tackles (two solo)...Provided pressure in the third quarter on QB C.J. Beathard, forcing him to roll left before being sacked by S Derwin James...Provided a block on CB Trevor Williams' 86-yard INT return in the third quarter to give the offense the ball at the 49ers 12-yard line...  
**vs. Oakland (Oct. 7):** Started at DE, playing 43 defensive snaps and one on offense...Posted a season-high seven tackles (five solo), a sack and two tackles for loss...Added a pass defended and the first regular-season INT of his career...On the offensive play, registered the first carry of his career...Became just the second player in NFL history to record a sack, INT and a rushing attempt in the same game (New York Jets LB Mo Lewis, 2000)...Collapsed the pocket in the first quarter with DT Darius Philon and DE Isaac Rochell before taking down QB Derek Carr for the sack...It brought his career sacks of Carr to 3.5, only having sacked Washington QB Alex Smith (5.0) more in his career...Picked off Carr in the end zone in the third quarter after undercutting the route of TE Derek Carrier, returning the ball to the four-yard line...Showed off his athleticism in the first quarter, slipping past T Kolton Miller to chase down RB Doug Martin from behind for a one-yard loss...  
**at Cleveland (Oct. 14):** Started at DE, playing 57 defensive snaps and assisted on two tackles...Broke up a pass...Ran a stunt with Darius Philon that resulted

## 2018, LOS ANGELES CHARGERS

Date	Opp.	Res.	P/S	Tackles						Interceptions					Fumbles	
				Tot	So	As	Sk	Yd	TFL	No.	Yd	Lg	TD	PD	FF	FR
09/09	KC	L	1/1	1	0	1	0	0	0	0	0	0	0	0	0	0
09/16	at Buf	W	1/1	4	3	1	1.5	13.5	1.5	0	0	0	0	0	0	0
09/23	at LAR	L	1/1	1	1	0	0	0	1	0	0	0	0	0	0	0
09/30	SF	W	1/1	4	2	2	0	0	0	0	0	0	0	0	0	0
10/07	Oak	W	1/1	7	5	2	1.0	7	2	1	8	8	0	1	0	0
10/14	at Cle	W	1/1	2	0	2	0	0	0	0	0	0	0	1	0	0
10/21	Ten*	W	1/1	6	5	1	1.0	7	2	0	0	0	0	2	0	0
11/04	at Sea	W	1/1	5	3	2	1.0	3	1	0	0	0	0	0	0	0
11/11	at Oak	W	1/1	6	4	2	1.0	15	2	0	0	0	0	0	1	0
11/18	Den	L	1/1	1	1	0	0	0	0	0	0	0	0	0	0	0
11/25	Ari	W	1/1	3	2	1	0	0	1	0	0	0	0	1	0	0
12/02	at Pit															
12/09	Cin															
12/13	at KC															
12/22	Bal															
12/30	at Den															
<b>'18 TOTALS</b>				<b>40</b>	<b>26</b>	<b>14</b>	<b>5.5</b>	<b>45.5</b>	<b>10.5</b>	<b>1</b>	<b>8</b>	<b>-</b>	<b>0</b>	<b>5</b>	<b>1</b>	<b>0</b>

\*Game played at Wembley Stadium in London, England.

in Philon pressuring QB Baker Mayfield to throw an incomplete pass on fourth-and-two...  
**vs. Tennessee (Oct. 21, Wembley Stadium):** Posted six tackles (five solo), a seven-yard sack and two tackles for loss...Broke up two passes...Reached 38.5 career sacks to move past Burt Grossman and Chris Mims (38.0) for sole possession of seventh in team history...On the sack, looped from outside the left tackle through the right A-gap to spin down QB Marcus Mariota in the third quarter...Caused an INT at the end of the first half, tipping a pass at the line of scrimmage that was picked off by LB Denzel Perryman in the red zone...Broke up a pass in the first quarter by batting down a pass intended for WR Tajaé Sharpe...Opened the game at DE and played 63 snaps on defense...  
**at Seattle (Nov. 4):** Started at DE and participated on 73 defensive plays...Finished with five tackles (three solo), a tackle for loss and a three-yard sack...On the play, flushed QB Russell Wilson to his left and chased him down for the sack after beating the block of G/T Germain Ifedi...  
**at Oakland (Nov. 11):** Recorded six tackles (four solo), a 15-yard strip-sack and two tackles for loss...Became the seventh player in team history to reach 40 career sacks...On his sack, pulled a spin move to beat the block of G/T Kelechi Osemele and bring down Derek Carr to bring his career sacks of Carr to 4.5...Started at DE and played 55 snaps on defense...  
**vs. Denver (Nov. 18):** Started the 70th game of his career, opening at DE and playing all 56 defensive snaps...Posted a solo tackle...Stuffed RB Royce Freeman for a one-yard gain on third-and-two, leading to a Denver turnover on downs...  
**vs. Arizona (Nov. 25):** Recorded three tackles (two solo), a tackle for loss and a pass defended while playing 40 snaps on defense...Started at DE...Eclipsed 40 tackles for the fifth-straight season.

## MELVIN INGRAM III NFL STATISTICS

Year	Team	GP	GS	- Tackles -					TFL	- Interceptions -					- Fumbles -			ST Tackles
				Total	Solo	Asst	Sacks	Yds		No.	Yds	Lg	TD	PD	FF	FR	Yds	
2012	San Diego	16	2	29	18	11	1.0	6	5	0	0	-	0	5	2	0	0	12
2013	San Diego	4	1	13	5	8	1.0	0	2	0	0	-	0	0	1	0	0	0
2014	San Diego	9	9	40	25	15	4.0	31	7	0	0	-	0	0	2	0	0	0
2015	San Diego	16	16	76	65	11	10.5	73.5	19	0	0	-	0	5	4	1	0	0
2016	San Diego	16	16	66	45	21	8.0	52	13	0	0	-	0	4	4	0	0	0
2017	Los Angeles Chargers	16	16	76	50	26	10.5	87.5	22.5	0	0	-	0	1	1	2	39	0
2018	Los Angeles Chargers	11	11	40	26	14	5.5	45.5	10.5	1	8	-	0	5	1	0	0	0
<b>NFL Totals</b>		<b>88</b>	<b>71</b>	<b>340</b>	<b>234</b>	<b>106</b>	<b>40.5</b>	<b>295.5</b>	<b>79</b>	<b>1</b>	<b>8</b>	<b>-</b>	<b>0</b>	<b>20</b>	<b>15</b>	<b>3</b>	<b>39</b>	<b>12</b>
Year	Team	GP	GS	- Tackles -					TFL	- Interceptions -					- Fumbles -			ST Tackles
				Total	Solo	Asst	Sacks	Yds		No.	Yds	Lg	TD	PD	FF	FR	Yds	
2013	San Diego	2	2	6	2	4	0.0	0	0	1	3	3	0	1	0	0	0	0

### CAREER REGULAR-SEASON SACKS (40.5)

5.0	Alex Smith	2.0	Russell Wilson	1.0	Marcus Mariota
4.5	Derek Carr	1.5	Josh Allen	1.0	Matt McGloin
3.5	Trevor Siemian	1.5	Joe Flacco	1.0	Brock Osweiler
3.5	Ryan Tannehill	1.5	Josh McCown	1.0	Matt Ryan
2.0	Blake Bortles	1.0	Tom Brady	0.5	Kirk Cousins
2.0	Jay Cutler	1.0	Drew Brees	0.5	Greg McElroy
2.0	Eli Manning	1.0	Chase Daniel	0.5	Brandon Weeden
2.0	Peyton Manning	1.0	Cody Kessler		

### CAREER REGULAR-SEASON INTERCEPTIONS (1)

1 ..... Derek Carr

### CAREER POSTSEASON INTERCEPTIONS (1)

1 ..... Andy Dalton

### CAREER TOUCHDOWNS (1)

vs. Buffalo (Nov. 19, 2017), 39-yard fumble return

### CAREER NFL TRANSACTIONS

<b>2012</b>	Selected by San Diego Chargers in the first round (18th overall) of NFL Draft, April 26...Signed rookie contract, May 11.
<b>2013</b>	Placed on Reserve/Physically Unable to Perform (knee), Aug. 26...Activated from Reserve/Physically Unable to Perform, Dec. 13.
<b>2014</b>	Placed on Reserve/Injured; Designated for Return (hip), Sept. 20...Activated from Reserve/Injured; Designated for Return, Nov. 15.
<b>2015</b>	Had fifth-year team option exercised on rookie contract by Chargers, April 8.
<b>2017</b>	Designated franchise player (non-exclusive) by Los Angeles Chargers, Feb. 27...Signed contract extension, June 11.

### SINGLE-GAME CAREER HIGHS

#### REGULAR SEASON

**Tackles**..... 10 (twice) – Last: Oct. 23, 2016 at Atlanta  
**Sacks**..... 3.0 – Sept. 24, 2017 vs. Kansas City  
**Interceptions**..... 1 – Oct. 7, 2018 vs. Oakland

#### POSTSEASON

**Tackles**..... 4 – Jan. 12, 2014 at Denver  
**Interceptions**..... 1 – Jan. 5, 2014 at Cincinnati

# JUSTIN JACKSON

**RUNNING BACK    NORTHWESTERN**

**6-0    |    199 LBS    |    CAROL STREAM, FLA.**

**DRAFT 7 - 2018**

**EXPERIENCE: ROOKIE**

**1ST YEAR WITH CHARGERS**



# 32

**2018:** Appeared in eight games...Ran the ball 12 times for 64 yards (5.3 avg.) and posted two receptions for 19 yards (9.5 avg.)... Registered five tackles on special teams...**vs. San Francisco (Sept. 30):** Made his NFL debut, contributing on 12 special teams plays... **vs. Oakland (Oct. 7):** Saw action on six plays on special teams... **at Cleveland (Oct. 14):** Saw the first action of his career on offense, appearing on seven offensive plays...Caught a pass for eight yards and registered three carries for four yards (1.3 avg.)...Posted a tackle on special teams...**vs. Tennessee (Oct. 21, Wembley Stadium):** Caught an 11-yard pass and recorded two carries for three yards (1.5 avg.)... Posted two tackles on special teams...Contributed on five offensive plays and 11 on special teams...**at Seattle (Nov. 4):** Saw action on eight snaps on special teams...**at Oakland (Nov. 11):** Registered a special teams tackle while playing 12 snaps on special teams... **vs. Denver (Nov. 18):** Appeared on 10 plays on special teams...**vs. Arizona (Nov. 25):** Registered the largest offensive contribution of his career, toting the ball on seven carries for 57 yards (8.1 avg.)...Took a toss play to the left for 19 yards in the third quarter behind blocks from WR Keenan Allen, TE Sean Culkin, T Russell Okung and FB Derek Watt... Saw action on 13 offensive plays and 16 on special teams...Notched a special teams tackle.

## 2018, LOS ANGELES CHARGERS

Date	Opp.	Res.	Games P/S	Rushing					Receiving					Total Off.
				Att	Yds	Avg.	Lg	TD	No.	Yds	Avg.	Lg	TD	
09/09	KC	L	0/0	- Practice Squad -										
09/16	at Buf	W	0/0	- Practice Squad -										
09/23	at LAR	L	0/0	- Practice Squad -										
09/30	SF	W	1/0	0	0	-	-	0	0	0	-	-	0	0
10/07	Oak	W	1/0	0	0	-	-	0	0	0	-	-	0	0
10/14	at Cle	W	1/0	3	4	1.3	4	0	1	8	8.0	8	0	12
10/21	Ten*	W	1/0	2	3	1.5	2	0	1	11	11.0	11	0	14
11/04	at Sea	W	1/0	0	0	-	-	0	0	0	-	-	0	0
11/11	at Oak	W	1/0	0	0	-	-	0	0	0	-	-	0	0
11/18	Den	L	1/0	0	0	-	-	0	0	0	-	-	0	0
11/25	Ari	W	1/0	7	57	8.1	20	0	0	0	-	-	0	57
12/02	at Pit													
12/09	Cin													
12/13	at KC													
12/22	Bal													
12/30	at Den													
<b>'18 TOTALS</b>				<b>12</b>	<b>64</b>	<b>5.3</b>	<b>20</b>	<b>0</b>	<b>2</b>	<b>19</b>	<b>9.5</b>	<b>11</b>	<b>0</b>	<b>83</b>

\*Game played at Wembley Stadium in London, England.

## JUSTIN JACKSON NFL STATISTICS

Year	Team	GP	GS	No.	- Rushing -				Att	- Receiving -				- Scrimmage - Yards
					Yds	Avg.	Lg	TD		Yds	Avg.	Lg	TD	
2018	Los Angeles Chargers	8	0	12	64	5.3	20	0	2	19	9.5	11	0	83
Year	Team	No.	- Kickoff Returns -				No.	- Punt Returns -				- All-Purpose - Yards		
			Yds	Avg.	Lg	TD		FC	Yds	Avg.	Lg	TD		
2018	Los Angeles Chargers	0	0	-	-	0	0	0	0	-	-	0	83	

## CAREER NFL TRANSACTIONS

**2018** Selected by Los Angeles Chargers in the seventh round (251st overall) of NFL Draft, April 28 (compensatory pick)... Signed rookie contract, May 11...Waived by Chargers, Sept. 3...Signed by Chargers to practice squad, Sept. 4... Signed to active roster, Sept. 24.

## SINGLE-GAME CAREER HIGHS

### REGULAR SEASON

**Rushing Attempts** ..... 7 – Nov. 25, 2018 vs. Arizona  
**Rushing Yards** ..... 57 – Nov. 25, 2018 vs. Arizona  
**Longest Run** ... 20 – Nov. 25, 2018 vs. Arizona  
**Receptions** .... 1 – Oct. 14, 2018 at Cleveland  
**Receiving Yards** ..... 11 – Oct. 21, 2018 vs. Tennessee in London  
**Longest Catch** ..... 11 – Oct. 21, 2018 vs. Tennessee in London  
**Scrimmage Yards** ..... 57 – Nov. 25, 2018 vs. Arizona

# DERWIN JAMES

SAFETY

FLORIDA STATE

6-2 | 215 LBS | HAINES CITY, FLA.

DRAFT 1 - 2018

EXPERIENCE: ROOKIE

1ST YEAR WITH CHARGERS



33

**2018:** Started all 11 games at S, recording a team-high 82 tackles (58 solo)...Posted 3.5 sacks, 3.5 tackles for loss, two INTs and 10 passes defended...Became the first DB in NFL history to register three sacks in the first four games of his professional career (since sacks became an official statistic in 1982)...With two sacks and an INT through the first three games, became the first DB in a non-strike year since 1983 to do so...Joins CB Desmond King II (4.0 sacks as a rookie in 2017) as the only DBs since 1997 to post at least 3.5 sacks in their rookie season... Became the first defensive rookie since OLB Zach Brown in 2012 with Tennessee to record multiple INTs and at least 3.5 sacks...**vs. Kansas City (Sept. 9):** Made his NFL debut, appearing on 56 defensive snaps and four on special teams after opening the game at S...Posted a team-high six tackles (five solo)...Added a zero-yard sack of QB Patrick Mahomes in the second quarter to force a punt...Made a diving effort to break up a would-be TD to WR De'Anthony Thomas at the start of the second quarter...Just two plays later, forced a Kansas City punt by sprinting past the offensive line to flush Mahomes to his right before chasing him down for the zero-yard sack...**at Buffalo (Sept. 16):** Opened at S and played 59 snaps on defense...Recorded eight tackles (seven solo) and two tackles for loss, including a six-yard sack...Added a pass defended on a diving play while defending TE Charles Clay on a seam-route...On the sack, sprinted untouched into the backfield by the RT to spin QB Josh Allen down for a six-yard loss...In the first quarter, forced Allen to step up into a sack by LB Uchenna Nwosu for Nwosu's first career sack...On the following series, burst through a block attempt by TE Logan Thomas to bring down Allen for a six-yard loss before he could hand the ball off...**at Los Angeles Rams (Sept. 23):** Opened the game at S, playing all 77 defensive snaps...Posted nine tackles (seven solo)...Added two passes defended, including the first INT of his career...On the pick, broke on the ball to undercut a pass intended for TE Gerald Everett, returning the INT four yards...Became the first NFL DB in a non-strike year since 1983 to post two-plus sacks and an INT in his first three career games...**vs. San Francisco (Sept. 30):** Continued to re-write record books in his fourth start at S, appearing on 59 defensive plays...Finished with seven tackles (five solo), a 10-yard sack, a tackle for loss and two passes defended...The sack gave him three on the season, making him the first DB in NFL history to post three-plus sacks over the first four games of his career...On the sack, brought down QB C.J. Beathard after the passer was flushed out of the pocket to his left by DE Melvin Ingram III...In the first quarter, broke up a pass that was intended for RB Alfred Morris when he came untouched off the edge and leaped in the air to bat the ball down in the backfield...Hit Beathard as he threw the ball in the fourth quarter, beating OL Garry Gilliam with a speed-rush, resulting in an INT by DE Isaac Rochell...**vs. Oakland (Oct. 7):** Started at S, playing 52 snaps on defense and one on special teams...Recorded five tackles (four solo)...**at Cleveland (Oct. 14):** Started at S and played all 74 defensive snaps while seeing time on one play on special teams...Registered five tackles (four solo) and a half-sack...Posted 0.5 tackles for loss...Split the sack with NT

## 2018, LOS ANGELES CHARGERS

Date	Opp.	Res.	Games		Tackles							Interceptions					Fumbles	
			P/S		Tot	So	As	Sk	Yd	TFL		No.	Yd	Lg	TD	PD	FF	FR
09/09	KC	L	1/1		6	5	1	1.0	0	0		0	0	-	0	1	0	0
09/16	at Buf	W	1/1		8	7	1	1.0	6	2		0	0	-	0	1	0	0
09/23	at LAR	L	1/1		9	7	2	0	0	0		1	4	4	0	2	0	0
09/30	SF	W	1/1		7	5	2	1.0	10	1		0	0	-	0	2	0	0
10/07	Oak	W	1/1		5	4	1	0	0	0		0	0	-	0	0	0	0
10/14	at Cle	W	1/1		5	4	1	0.5	1	0.5		0	0	-	0	0	0	0
10/21	Ten*	W	1/1		8	5	3	0	0	0		0	0	-	0	0	0	0
11/04	at Sea	W	1/1		11	4	7	0	0	0		0	0	-	0	0	0	0
11/11	at Oak	W	1/1		9	5	4	0	0	0		0	0	-	0	1	0	0
11/18	Den	L	1/1		7	7	0	0	0	0		0	0	-	0	0	0	0
11/25	Ari	W	1/1		7	5	2	0	0	0		1	3	3	0	3	0	0
12/02	at Pit																	
12/09	Cin																	
12/13	at KC																	
12/22	Bal																	
12/30	at Den																	
<b>'18 TOTALS</b>			<b>8-3</b>	<b>11/11</b>	<b>82</b>	<b>58</b>	<b>24</b>	<b>3.5</b>	<b>17</b>	<b>3.5</b>		<b>2</b>	<b>7</b>	<b>4</b>	<b>0</b>	<b>10</b>	<b>0</b>	<b>0</b>

\*Game played at Wembley Stadium in London, England.

Damion Square in the first half...On the play, beat the block of RB Carlos Hyde to force QB Baker Mayfield to scramble and kept pursuit to bring down Mayfield with Square...Added a 20-yard kickoff return...**vs. Tennessee (Oct. 21, Wembley Stadium):** Recorded eight tackles (five solo) after starting at S and participating on 70 defensive plays... Contributed on four special teams plays...**at Seattle (Nov. 4):** Started at S, playing all 81 snaps on defense and four on special teams...Set a single-game career high with 11 tackles (four solo)...**at Oakland (Nov. 11):** Registered nine tackles (five solo) and a pass defended... In the first quarter, stopped WR/RS Dwayne Harris on a jet-sweep on fourth-and-goal from the one-yard line to force a turnover on downs... Earlier in the game, showed off his athleticism by sprinting untouched from the left side of the formation to bring down RB Doug Martin from behind on an off-tackle run to the right...Started at S and played all 63 defensive snaps while also playing two on special teams...**vs. Denver (Nov. 18):** Opened the game at S, appearing on all 56 plays on defense and two on special teams...Posted seven solo tackles...**vs. Arizona (Nov. 25):** Registered seven tackles (five solo)...Broke up three passes, including an INT that he returned three yards...Became the first defensive rookie since 2012 (OLB Zach Brown while with Tennessee) to recorded multiple INTs and at least 3.5 sacks in their rookie season... On the play, dropped off a route where he was covering FB Derrick Coleman to pick off a pass intended for WR Christian Kirk...In the first quarter, dove to deflect a pass to TE Ricky Seals-Jones at the goal line to force a Cardinals field goal...Started at S, playing all 47 snaps on defense and three on special teams.



## DERWIN JAMES NFL STATISTICS

Year	Team	GP	GS	- Tackles -					TFL	- Interceptions -					- Fumbles -			ST Tackles
				Total	Solo	Asst	Sacks	Yds		No.	Yds	Lg	TD	PD	FF	FR	Yds	
2018	Los Angeles Chargers	11	11	82	58	24	3.5	17	3.5	2	7	4	0	10	0	0	0	0

Year	Team	No.	- Kickoff Returns -					TD	No.	- Punt Returns -					TD	- Total Return - Yards
			Yds	Avg.	Lg		Yds			Avg.	Lg					
2018	Los Angeles Chargers.....	1	20	20.0	20		0	0	0	0	-	-		0	20	

### CAREER REGULAR-SEASON SACKS (3.5)

1.0 ..... Josh Allen | 1.0 ..... Patrick Mahomes  
1.0 ..... C.J. Beathard | 0.5 ..... Baker Mayfield

### CAREER REGULAR-SEASON INTERCEPTIONS (2)

1 ..... Jared Goff | 1 ..... Josh Rosen

### CAREER NFL TRANSACTIONS

**2018** Selected by Los Angeles Chargers in the first round (17th overall) of NFL Draft, April 26...Signed rookie contract, June 1.

### SINGLE-GAME CAREER HIGHS

#### REGULAR SEASON

**Tackles** ..... 11 – Nov. 4, 2018 at Seattle

**Sacks** ..... 1.0 (three times) – Last: Sept. 30, 2018 vs. San Francisco

**Interceptions** ..... 1 (twice) – Nov. 25, 2018 vs. Arizona

# RAYSHAWN JENKINS

SAFETY

MIAMI

6-2 | 220 LBS | ST. PETERSBURG, FLA.

DRAFT 4 - 2017

EXPERIENCE: 2ND NFL SEASON

2ND YEAR WITH CHARGERS



23

**2018:** Appeared in 10 contests and was inactive another...Posted six tackles (three solo)...Recorded a half-sack, the first of his career...Registered eight tackles on special teams...**vs. Kansas City (Sept. 9):** Saw action on 26 plays on special teams, tying with LB Uchenna Nwosu for the team lead...**at Buffalo (Sept. 16):** Appeared on 10 defensive plays and a team-high 24 on special teams...Pressured QB Josh Allen on a blitz in the first quarter, hitting him as he threw to force an overthrown incomplete pass...**at Los Angeles Rams (Sept. 23):** Played 21 snaps on special teams...**vs. San Francisco (Sept. 30):** Appeared on one defensive play, assisting on a tackle...Contributed on 26 snaps on special teams...**vs. Oakland (Oct. 7):** Saw action on two defensive snaps and 19 on special teams...**at Cleveland (Oct. 14):** Recorded the first QB takedown of his career, splitting a sack with DT Corey Liuget in the first quarter...Set a single-game career high with five tackles (three solo)...Posted three special teams tackles...Played 25 snaps on defense and 23 on special teams...**vs. Tennessee (Oct. 21, Wembley Stadium):** Posted a tackle on special teams...Saw action on eight defensive plays and 13 on special teams...**at Seattle (Nov. 4):** Inactive (healthy scratch)...**at Oakland (Nov. 11):** Posted a tackle on special teams...Appeared on three plays on defense and 18 on special teams...**vs. Denver (Nov. 18):** Saw action on 11 special teams plays, recording three tackles on special teams...Registered one of his

2018, LOS ANGELES CHARGERS																	
Date	Opp.	Res.	Games		Tackles						Interceptions					Fumbles	
			P/S		Tot	So	As	Sk	Yd	TFL	No.	Yd	Lg	TD	PD	FF	FR
09/09	KC	L	1/0		0	0	0	0	0	0	0	0	-	0	0	0	0
09/16	at Buf	W	1/0		0	0	0	0	0	0	0	0	-	0	0	0	0
09/23	at LAR	L	1/0		0	0	0	0	0	0	0	0	-	0	0	0	0
09/30	SF	W	1/0		1	0	1	0	0	0	0	0	-	0	0	0	0
10/07	Oak	W	1/0		0	0	0	0	0	0	0	0	-	0	0	0	0
10/14	at Cle	W	1/0		5	3	2	0.5	3.5	0.5	0	0	-	0	0	0	0
10/21	Ten*	W	1/0		0	0	0	0	0	0	0	0	-	0	0	0	0
11/04	at Sea	W	0/0		- Inactive -						0	0	-	0	0	0	0
11/11	at Oak	W	1/0		0	0	0	0	0	0	0	0	-	0	0	0	0
11/18	Den	L	1/0		0	0	0	0	0	0	0	0	-	0	0	0	0
11/25	Ari	W	1/0		0	0	0	0	0	0	0	0	-	0	0	0	0
12/02	at Pit																
12/09	Cin																
12/13	at KC																
12/22	Bal																
12/30	at Den																
<b>'18 TOTALS</b>			<b>8-3</b>	<b>10/0</b>	<b>6</b>	<b>3</b>	<b>3</b>	<b>0.5</b>	<b>4</b>	<b>0.5</b>	<b>0</b>	<b>0</b>	<b>-</b>	<b>0</b>	<b>0</b>	<b>0</b>	<b>0</b>

\*Game played at Wembley Stadium in London, England.

special teams tackles on kickoff coverage, sprinting in good coverage to drop CB Adam Jones at the 15-yard line...**vs. Arizona (Nov. 25):** Participated on four plays on defense and 18 on special teams.

## RAYSHAWN JENKINS NFL STATISTICS

Year	Team	GP	GS	- Tackles -						- Interceptions -					- Fumbles -			
				Total	Solo	Asst	Sacks	Yds	TFL	No.	Yds	Lg	TD	PD	FF	FR	Yds	ST Tackles
2017	Los Angeles Chargers	15	0	5	4	1	0.0	0	0	0	0	-	0	1	0	0	0	11
2018	Los Angeles Chargers	10	0	6	3	3	0.5	3.5	0.5	0	0	-	0	0	0	0	0	8
<b>NFL Totals</b>		<b>25</b>	<b>0</b>	<b>11</b>	<b>7</b>	<b>4</b>	<b>0.5</b>	<b>3.5</b>	<b>0.5</b>	<b>0</b>	<b>0</b>	<b>-</b>	<b>0</b>	<b>1</b>	<b>0</b>	<b>0</b>	<b>0</b>	<b>19</b>

### CAREER REGULAR-SEASON SACKS (0.5)

0.5 ..... Baker Mayfield

### CAREER NFL TRANSACTIONS

**2017** Selected by Los Angeles Chargers in the fourth round (113th overall) of NFL Draft, April 29...Signed rookie contract, May 17.

### SINGLE-GAME CAREER HIGHS

#### REGULAR SEASON

**Tackles** ..... 5 - Oct. 14, 2018 at Cleveland  
**Sacks** ..... 0.5 - Oct. 14, 2018 at Cleveland

# TRE'VON JOHNSON

LINEBACKER WEBER STATE

6-0 | 232 LBS | ST. LOUIS, MO.

FREE AGENT - 2018

EXPERIENCE: 1ST NFL SEASON

1ST YEAR WITH CHARGERS



58

**2018:** Appeared in two games after spending time on the Chargers' and Seattle's practice squads...Registered three special teams tackles...**vs. Denver (Nov. 18):** Made his NFL debut, contributing on 16 plays on special teams...**vs. Arizona (Nov. 25):** Saw the first defensive action of his career, appearing on one snap...Played 16 snaps on special teams, finishing with three special teams tackles.

**2017:** Spent the offseason with Arizona and was on Dallas' practice squad for 13 weeks before being promoted to the active roster for the season finale...**at Philadelphia (Dec. 31):** Inactive (healthy scratch).

**COLLEGE:** Played four seasons (2013-16) at Weber State, appearing in 46 career games...Tallied 258 tackles, 27 tackles for loss and nine sacks in his career...Named first-team All-Big Sky as a senior and earned second-team honors as a junior...Served as a team captain in each of his final two seasons at Weber State...In 2016, helped lead the Wildcats to their first FCS Playoff appearance in seven years, leading the team with 12.5 tackles for loss and 4.5 sacks.

**PERSONAL:** Given name Tre'Von Markeith Johnson...Nickname is 'Tre'...Born in St. Louis, Mo. ...Has two children, Waiya and Jet, with his wife, Myley...Mother, Clarissa, had a stroke when he was in college, inspiring him to assist with therapy and rehab of stroke victims in Ogden, Utah, through the rest of his collegiate career...Has played

## 2018, LOS ANGELES CHARGERS

Date	Opp.	Res.	Games		Tackles							Interceptions					Fumbles	
			P/S		Tot	So	As	Sk	Yd	TFL		No.	Yd	Lg	TD	PD	FF	FR
09/09	KC	L	0/0		-	Not With Team	-											
09/16	at Buf	W	0/0		-	Not With Team	-											
09/23	at LAR	L	0/0		-	Not With Team	-											
09/30	SF	W	0/0		-	Not With Team	-											
10/07	Oak	W	0/0		-	Not With Team	-											
10/14	at Cle	W	0/0		-	Practice Squad	-											
10/21	Ten*	W	0/0		-	Practice Squad	-											
11/04	at Sea	W	0/0		-	Practice Squad	-											
11/11	at Oak	W	0/0		-	Practice Squad	-											
11/18	Den	L	1/0		0	0	0	0	0	0		0	0	-	0	0	0	0
11/25	Ari	W	1/0		0	0	0	0	0	0		0	0	-	0	0	0	0
12/02	at Pit																	
12/09	Cin																	
12/13	at KC																	
12/22	Bal																	
12/30	at Den																	
<b>'18 TOTALS</b>			<b>8-3</b>	<b>2/0</b>	<b>0</b>	<b>0</b>	<b>0</b>	<b>0</b>	<b>0</b>	<b>0</b>	<b>0</b>	<b>0</b>	<b>0</b>	<b>-</b>	<b>0</b>	<b>0</b>	<b>0</b>	<b>0</b>

\*Game played at Wembley Stadium in London, England.

the clarinet since he was seven-years-old...Earned a degree in professional sales from Weber State...**High School:** Earned second-team All-Region honors at RB and S at Hunter High in Salt Lake City, Utah...As a senior, posted 633 rushing yards on 98 carries (6.5 avg.) and 11 TDs...Lettered four years each in football and basketball.

## TRE'VON JOHNSON NFL STATISTICS

Year	Team	GP	GS	- Tackles -						Yds	TFL	- Interceptions -					- Fumbles -			ST Tackles
				Total	Solo	Asst	Sacks					No.	Yds	Lg	TD	PD	FF	FR	Yds	
2017	Dallas	0	0	0	0	0	0.0	0.0	0	0	0	0	0	-	0	0	0	0	0	0
2018	Los Angeles Chargers	2	0	0	0	0	0.0	0	0	0	0	0	0	-	0	0	0	0	0	3
<b>NFL Totals</b>		<b>2</b>	<b>0</b>	<b>0</b>	<b>0</b>	<b>0</b>	<b>0.0</b>	<b>0</b>	<b>0</b>	<b>0</b>	<b>0</b>	<b>0</b>	<b>0</b>	<b>-</b>	<b>0</b>	<b>0</b>	<b>0</b>	<b>0</b>	<b>0</b>	<b>3</b>

## CAREER NFL TRANSACTIONS

- 2017** Signed by Arizona Cardinals as undrafted free agent, May 2...Waived by Cardinals, Sept. 2...Signed by Dallas Cowboys to practice squad, Sept. 27...Signed to active roster, Dec. 27.
- 2018** Waived by Cowboys, Sept. 1...Signed by Seattle Seahawks to practice squad, Sept. 14...Released by Seahawks from practice squad, Sept. 18...Signed by Los Angeles Chargers to practice squad, Oct. 9...Signed to active roster, Nov. 13.

# DONNIE JONES

PUNTER

LOUISIANA STATE

6-2 | 221 LBS | BATON ROUGE, LA.

FREE AGENT - 2018

EXPERIENCE: 15TH NFL SEASON

1ST YEAR WITH CHARGERS



5

## CAREER HIGHLIGHTS ENTERING 2018

- ▶ Won Super Bowl LII as a member of the Eagles, punting once in the game and holding on all three successful field goal attempts.
- ▶ Two-time second-team All-Pro from The Associated Press (2008-09) while with St. Louis, posting a gross average of 48.3 over those two seasons.
- ▶ Named NFC Special Teams Player of the Week in back-to-back games (Week 11 and Week 13 of 2013) in his first season with the Eagles, the fourth punter in NFL history to do so in two-straight contests.
- ▶ Is one of only seven players in NFL history to post a single-season gross punting average of at least 50, recording an average of 50.0 yards-per-punt in 2008 with St. Louis.
- ▶ Among players with at least 1,000 career punts, ranks third in NFL history in career gross punting average (45.5) and net punting average (39.5).
- ▶ With 364 career punts placed inside the 20, ranks tied with Baltimore P Sam Koch for No. 9 in NFL history (since 1976).

**2018:** Appeared in seven games, punting 25 times for 1,064 yards (42.6 avg.)...Registered 11 punts inside the 20 and a 38.9 net average...Booted a season-long punt for 59 yards...**vs. Oakland (Oct. 7):** Made his Chargers debut...Pinned the Raiders inside the 20 on all three punts on the day...Punted for 129 yards (43.0 avg.), registering a net average of 42.3 yards-per-punt...Recorded a season-long 59-yard punt...**at Cleveland (Oct. 14):** Punted a season-high five times for 208 yards (41.6 avg.), finishing with a 31.4 net average...Held on all kicks, appearing on a total of 11 special teams plays...**vs. Tennessee (Oct. 21, Wembley Stadium):** Booted three punts for 115 yards to register a 38.3 gross and net average...Put all three punts inside the 20-yard line, including one in the second quarter that bounced straight up before being downed by CB Michael Davis at the five-yard line...**at Seattle (Nov. 4):** Punted a season-high six times for 258 yards (43.0 avg.), including one that went for 53 yards...Tied a season high with a 42.3 net average and pinned the Seahawks inside their own 20-yard line twice...Appeared on 10 special teams snaps...**at Oakland (Nov. 11):** Punted four times and held on all kicks for a total of eight plays on special teams...Registered a 42.8 gross punting average (171 yards) and a net average of 40.8 yards-per-punt...Pinned the Raiders inside their 20-yard line once...**vs. Denver (Nov. 18):** Registered a gross and net punting average of 39.0 yards-per-punt, booting the ball 78 yards on two punts...Pinned Denver inside its own 20-yard line once...**vs. Arizona (Nov. 25):** Appeared on nine special teams plays, holding on a kicking operation that made six extra points and a field goal...Punted twice for 105 yards (52.5 avg.), pinning the Cardinals inside the 20-yard line once...Posted a 39.5 net average and registered a 53-yard punt.

**2017:** Punted 67 times for 3,033 yards (45.3 avg.)...On 21 punts, pinned opponents inside the 20...Registered a 40.6 net punting aver-

## 2018, LOS ANGELES CHARGERS

Date	Opp.	Res.	Games Played	No.	Yds	Avg.	Lg	Opp Ret	Yds	Net Avg.	In20	TB	FC	Blk	
09/09	KC	L	0	– Not With Team –											
09/16	at Buf	W	0	– Not With Team –											
09/23	at LAR	L	0	– Not With Team –											
09/30	SF	W	0	– Not With Team –											
10/07	Oak	W	1	3	129	43.0	59	1	2	42.3	3	0	2	0	
10/14	at Cle	W	1	5	208	41.6	47	4	51	31.4	0	0	1	0	
10/21	Ten*	W	1	3	115	38.3	43	1	0	38.3	3	0	1	0	
11/04	at Sea	W	1	6	258	43.0	53	3	4	42.3	2	0	0	0	
11/11	at Oak	W	1	4	171	42.8	47	3	8	40.8	1	0	1	0	
11/18	Den	L	1	2	78	39.0	40	0	0	39.0	1	0	2	0	
11/25	Ari	W	1	2	105	52.5	53	1	26	39.5	1	0	0	0	
12/02	at Pit														
12/09	Cin														
12/13	at KC														
12/22	Bal														
12/30	at Den														
'18 TOTALS			8-3	7	25	1,064	42.6	59	13	91	38.9	11	0	7	0

\*Game played at Wembley Stadium in London, England.

## AWARDS AND HONORS

**2017:** Super Bowl LII Champion

**2013:** NFC Special Teams Player of the Week

(Week 11 vs. Washington)

NFC Special Teams Player of the Week (Week 13 vs. Arizona)

**2009:** The Associated Press Second-Team All-Pro

**2008:** AP Second-Team All-Pro

Professional Football Writers of America All-NFC

age...Appeared in all three postseason games, punting seven times for 294 yards (72.0 avg.) while pinning opponents deep in their own territory five times...Recorded a net average of 39.1 yards-per-punt...

**Awards:** Super Bowl LII Champion.

**2016:** Punted 63 times for 2,888 yards for a gross average of 48.8 average (40.7 net average)...Pinned opponents deep on 21 punts and booted a season-long punt for 72 yards.

**2015:** Saw action in all 16 games, punting 86 times for 4,038 yards (47.0 avg.)...On 29 punts, pinned opponents inside their own 20...Registered a net average of 41.6 yards-per-punt, the second highest in a single season for his career.

**2014:** Punted 76 times for 3,331 yards (43.8 avg.)...Pinned opponents inside the 20-yard line 34 times, tying a single-season career high...Recorded a net average of 38.9 yards-per-punt.

**2013:** Named NFC Special Teams Player of the Week for his performance in a Week 11 win over the Redskins: Six punts for 304 yards for a season-high average of 50.7 (both gross and net), including a 70-yard punt...Earned his second NFC Special Teams Player of the Week award in as many games for his efforts in a win over the Cardinals: Posted 354 yards on eight punts (44.3 avg.), pinning Arizona deep in its own territory a season-high seven times (43.9 net avg.)...Punted for 3,681 yards



on 82 punts (44.9 avg.), pinning opponents inside the 20-yard line 33 times...Posted a net average of 40.5 yards-per-punt and booted a long punt of 70 yards...Appeared in the team's lone playoff game, punting five times for 244 yards (48.8 avg.) and posting a 38.6 net average...Pinned New Orleans deep in its own territory once...**Awards:** NFC Special Teams Player of the Week (Weeks 11 and 13).

**2012:** Appeared in 16 games, setting Texans single-season records for gross punting average (47.2) and net average (40.5)...Punted 88 times for 4,150 yards, pinning opponents inside the 20-yard line 28 times...Punted eight times over two games in the playoffs for 308 yards (38.5 avg.)...Registered a 34.5 net average and three punts inside the 20.

**2011:** Posted a career-high 105 punts for 4,652 yards for a 44.3 yards-per-punt gross average...Registered a net average of 37.0 and pinned opponents inside the 20-yard line 29 times.

**2010:** Pinned opponents deep in their own territory on 32 of 94 punts on the year...Punted for 4,276 yards (45.5 avg.), registering a net average of 40.0 yards-per-punt.

**2009:** Named second-team All-Pro by *The Associated Press*...Punted 90 times for 4,212 yards (46.8 avg.)...Pinned opponents inside the 20 a career-high 34 times...Registered a career-high 41.7 net average...**Awards:** *The Associated Press* Second-Team All-Pro.

**2008:** Named second-team All-Pro by *The Associated Press*...Earned All-NFC honors from the *Professional Football Writers of America*...Punted 82 times for 4,100 yards (50.0 avg.)...Became just the seventh player in NFL history to post a single-season gross punting average of 50 yards-per-punt or more...Registered a 41.1 net average...On 20 punts, pinned opponents inside the 20...**Awards:** *The Associated Press* Second-Team All-Pro...*Professional Football Writers of America* All-NFC.

**2007:** Booted a career-long 80-yard punt...Pinned opponents inside the 20-yard line 18 times...Punted 78 times for 3,684 yards (47.2 avg.) and registered a 39.3 net punting average.

**2006:** Recorded a 3,640 yards on 85 punts (42.8 avg.)...Placed 28 punts inside the 20 and registered a net punting average of 35.7 yards...Eclipsed his previous career long with a 64-yard punt.

**2005:** Punted 88 times over 16 games for 3,827 yards (43.5 avg.), recording a net punting average of 39.3 yards...Booted a 63-yard punt and placed 31 punts inside the 20-yard line.

**2004:** Appeared in six games, punting 26 times for 988 yards (38.0 avg.)...Registered a net average of 32.2, a long of 51 yards and pinned opponents inside the 20 six times.

**COLLEGE:** Played four seasons (2000-03) at Louisiana State, appearing in 49 career games...Finished his Tigers career ranked first in punts (223) and second in gross punting average (42.0) in school history...Placed 69 punts inside the 20 for Louisiana State...Posted a school-record 86-yard punt as a junior.

**PERSONAL:** Given name Donald Jones...Nickname is 'Donnie Longball'...Married to Aubrie...The couple has a son, Weston, and a daughter, Addison...Enjoys golfing and has played rounds at Merion and Pine Valley...Earned a degree in finance from Louisiana State...**High School:** Earned All-State and All-District honors as a senior at Baton Rouge (La.) Catholic, averaging 43.4 yards-per-punt...Lettered in football and track & field, participating in the javelin throw and high jump.

# DONNIE JONES NFL STATISTICS

Year	Team	GP	– Gross –				– Opponent –		Net Avg.	In 20	TB	FC	Block
			No.	Yards	Avg.	Lg	Ret	Yards					
2004	Seattle	6	26	988	38.0	51	11	79	32.2	6	2	4	1
2005	Miami	16	88	3,827	43.5	63	46	227	39.3	31	7	7	0
2006	Miami	16	85	3,640	42.8	64	49	367	35.7	28	10	10	1
2007	St. Louis	16	78	3,684	47.2	80	48	437	39.3	18	9	8	0
2008	St. Louis	16	82	4,100	50.0	68	57	590	41.1	20	7	7	0
2009	St. Louis	16	90	4,212	46.8	63	41	260	41.7	34	10	12	0
2010	St. Louis	16	94	4,276	45.5	63	45	435	40.0	32	4	21	0
2011	St. Louis	16	105	4,652	44.3	65	45	552	37.0	29	9	28	1
2012	Houston	16	88	4,150	47.2	66	48	483	40.5	28	5	15	0
2013	Philadelphia	16	82	3,681	44.9	70	28	223	40.5	33	5	22	1
2014	Philadelphia	16	76	3,331	43.8	68	29	238	38.9	34	7	22	0
2015	Philadelphia	16	86	4,038	47.0	64	42	215	41.6	29	8	23	2
2016	Philadelphia	16	63	2,888	45.8	72	25	202	40.7	21	6	15	0
2017	Philadelphia	16	67	3,033	45.3	62	25	171	40.6	21	5	14	1
2018	Los Angeles Chargers	7	25	1,064	42.6	59	11	91	38.9	11	0	7	0
<b>NFL Totals</b>			<b>1,135</b>	<b>51,564</b>	<b>45.4</b>	<b>80</b>	<b>552</b>	<b>4,570</b>	<b>39.5</b>	<b>375</b>	<b>94</b>	<b>215</b>	<b>7</b>
Year	Team	GP	– Gross –				– Opponent –		Net Avg.	In 20	TB	FC	Block
			No.	Yards	Avg.	Lg	Ret	Yards					
2012	Houston	2	8	308	38.5	48	4	12	34.5	3	1	1	0
2013	Philadelphia	1	5	244	48.8	55	3	31	38.6	1	1	0	0
2017	Philadelphia	3	7	294	42.0	54	0	0	39.1	5	1	6	0
<b>Postseason Totals</b>			<b>6</b>	<b>846</b>	<b>42.3</b>	<b>55</b>	<b>7</b>	<b>43</b>	<b>37.2</b>	<b>9</b>	<b>3</b>	<b>7</b>	<b>0</b>

## CAREER NFL TRANSACTIONS

<b>2004</b>	Selected by Seattle Seahawks in the seventh round (224th overall) of NFL Draft, April 25...Signed rookie contract, July 13...Waived by Seahawks, Sept. 4...Signed by Seahawks to practice squad, Sept. 7...Signed to active roster, Oct. 15...Waived by Seahawks, Oct. 20...Signed by Seahawks to practice squad, Oct. 21...Signed to active roster, Oct. 23...Waived by Seahawks, Oct. 26...Signed by Seahawks to practice squad, Oct. 27...Signed to active roster, Oct. 30...Waived by Seahawks, Nov. 24...Signed by Seahawks to practice squad, Nov. 25.
<b>2005</b>	Re-signed by Seahawks, Jan. 4...Waived by Seahawks, July 24...Claimed off waivers by Miami Dolphins, July 25...Waived by Dolphins, Sept. 3...Signed by Dolphins to practice squad, Sept. 5...Signed to active roster, Sept. 10.
<b>2007</b>	Signed by St. Louis Rams as restricted free agent, April 25.
<b>2012</b>	Signed by Houston Texans as unrestricted free agent, March 30.
<b>2013</b>	Signed by Philadelphia Eagles as unrestricted free agent, March 25.
<b>2014</b>	Re-signed by Eagles as unrestricted free agent, March 11.
<b>2016</b>	Signed contract extension, Nov. 18.
<b>2018</b>	Retired, Feb. 27...Announced intent to unretire and released by Eagles, April 5...Signed by Los Angeles Chargers as free agent, Oct. 2.

## SINGLE-GAME CAREER HIGHS

### REGULAR SEASON

<b>Punts</b>	11 – Jan. 3, 2010 vs. San Francisco
<b>Punting Yards</b>	551 – Jan. 3, 2010 vs. San Francisco
<b>Gross Punting Average (min. 3 punts)</b>	56.3 – Nov. 22, 2009 vs. Arizona
<b>Longest Punt</b>	80 – Oct. 21, 2007 at Seattle
<b>Net Punting Average (min. 3 punts)</b>	52.3 – Dec. 14, 2014 vs. Dallas

### POSTSEASON

<b>Punts</b>	5 (twice) – Last: Jan. 4, 2014 vs. New Orleans
<b>Punting Yards</b>	244 – Jan. 4, 2014 vs. New Orleans
<b>Gross Punting Average (min. 3 punts)</b>	48.8 – Jan. 4, 2014 vs. New Orleans
<b>Longest Punt</b>	55 – Jan. 4, 2014 vs. New Orleans
<b>Net Punting Average (min. 3 punts)</b>	43.3 – Jan. 21, 2018 vs. Minnesota

# JUSTIN JONES

DEFENSIVE TACKLE NORTH CAROLINA STATE

6-3 | 309 LBS | AUSTELL, GA.

DRAFT 3 - 2018

EXPERIENCE: ROOKIE

1ST YEAR WITH CHARGERS



91

**2018:** Appeared in 10 games and was inactive for another...Recorded 20 tackles (eight solo) and a half-sack, the first of his career...**vs. Kansas City (Sept. 9):** Made his NFL debut, seeing time on 24 defensive plays and six on special teams...Finished with five tackles (two solo)...**at Buffalo (Sept. 16):** Registered a solo tackle, playing 30 snaps on defense and four on special teams...**at Los Angeles Rams (Sept. 23):** Assisted on two tackles while appearing on 21 defensive snaps and six on special teams...**vs. San Francisco (Sept. 30):** Saw action on 16 defensive plays and five on special teams...Finished with two tackles (one solo)...**vs. Oakland (Oct. 7):** Posted two tackles (one solo), playing 14 defensive snaps...Got initial penetration up the middle in the fourth quarter to force QB Derek Carr into a sack by DE Isaac Rochell...**at Cleveland (Oct. 14):** Played 21 snaps on defense and two on special teams...**vs. Tennessee (Oct. 21, Wembley Stadium):** Saw action on 15 defensive plays and four on special teams...Assisted on a tackle...**at Seattle (Nov. 4):** Recorded three tackles (two solo), appearing on 18 plays on defense and four on special teams...**at Oakland (Nov. 11):** Assisted on two tackles and split a sack with LB Uchenna Nwosu for the first of his career...On the play, ran a stunt with NT Damion Square and met Nwosu in the backfield to drop QB Derek Carr for a seven-yard loss...Contributed on 11 plays on defense and two on special teams...**vs. Denver (Nov. 11):** Inactive (healthy scratch)...**vs. Arizona (Nov. 25):** Appeared on 21 plays on defense...Recorded two tackles (one solo).

## 2018, LOS ANGELES CHARGERS

Date	Opp.	Res.	Games P/S	Tackles					TFL	Interceptions					Fumbles	
				Tot	So	As	Sk	Yd		No.	Yd	Lg	TD	PD	FF	FR
09/09	KC	L	1/0	5	2	3	0	0	0	0	0	0	0	0	0	0
09/16	at Buf	W	1/0	1	1	0	0	0	0	0	0	0	0	0	0	0
09/23	at LAR	L	1/0	2	0	2	0	0	0	0	0	0	0	0	0	0
09/30	SF	W	1/0	2	1	1	0	0	0	0	0	0	0	0	0	0
10/07	Oak	W	1/0	2	1	1	0	0	0	0	0	0	0	0	0	0
10/14	at Cle	W	1/0	0	0	0	0	0	0	0	0	0	0	0	0	0
10/21	Ten*	W	1/0	1	0	1	0	0	0	0	0	0	0	0	0	0
11/04	at Sea	W	1/0	3	2	1	0	0	0	0	0	0	0	0	0	0
11/11	at Oak	W	1/0	2	0	2	0.5	3.5	0.5	0	0	0	0	0	0	0
11/18	Den	L	0/0	- Inactive -						0	0	0	0	0	0	0
11/25	Ari	W	1/0	2	1	1	0	0	0	0	0	0	0	0	0	0
12/02	at Pit															
12/09	Cin															
12/13	at KC															
12/22	Bal															
12/30	at Den															
<b>'18 TOTALS</b>				<b>20</b>	<b>8</b>	<b>12</b>	<b>0.5</b>	<b>4</b>	<b>0.5</b>	<b>0</b>	<b>0</b>	<b>-</b>	<b>0</b>	<b>0</b>	<b>0</b>	<b>0</b>

\*Game played at Wembley Stadium in London, England.

## JUSTIN JONES NFL STATISTICS

Year	Team	GP	GS	- Tackles -					Yds	TFL	- Interceptions -					- Fumbles -			
				Total	Solo	Asst	Sacks				No.	Yds	Lg	TD	PD	FF	FR	Yds	ST Tackles
2018	Los Angeles Chargers	10	0	20	8	12	0.5	3.5	0.5	0	0	0	-	0	0	0	0	0	0

### CAREER REGULAR-SEASON SACKS (0.5)

0.5 ..... Derek Carr

### CAREER NFL TRANSACTIONS

**2018** Selected by Los Angeles Chargers in the third round (84th overall) of NFL Draft, April 27...Signed rookie contract, May 11.

### SINGLE-GAME CAREER HIGHS

#### REGULAR SEASON

**Tackles** ..... 5 - Sept. 9, 2018 vs. Kansas City  
**Sacks** ..... 0.5 - Nov. 11, 2018 at Oakland

# DESMOND KING II

CORNERBACK IOWA

5-10 | 200 LBS | DETROIT, MICH.

DRAFT 5 - 2017

EXPERIENCE: 2ND NFL SEASON

2ND YEAR WITH CHARGERS



20

## AWARDS AND HONORS

**2018:** AFC Defensive Player of the Week (Week 9 at Seattle)

**2018:** Named AFC Defensive Player of the Week for his performance in a Week 9 win over the Seahawks: Three pass breakups and an INT in the fourth quarter that he returned for a TD...Appeared in 11 games with five starts as the third CB...Recorded 33 tackles (25 solo), two tackles for loss, 10 passes defended and a fumble recovery...Registered three INTs, returning them for a total of 75 yards, including one for a 42-yard TD...Became just the sixth player in NFL history and second DB ever to post multiple pick-sixes and at least four sacks over the first two seasons of his career (S Roy Williams, 2002-03)...Added 18 punt returns for 212 yards, including a career-long 56-yarder...Returned 15 kickoffs for 343 yards...**Awards:** AFC Defensive Player of the Week (Week 9)...**vs. Kansas City (Sept. 9):** Participated on 43 defensive snaps and 10 on special teams after starting as the third CB...Finished with five solo tackles and a tackle for loss...Added a pass defended...**at Buffalo (Sept. 16):** Recorded two solo tackles while appearing on 45 plays on defense and 10 on special teams...**at Los Angeles Rams (Sept. 23):** Started as the third CB, playing all 77 defensive snaps and six on special teams...Posted five tackles (three solo) and a tackle for loss...Recovered a first quarter fumble by RB Todd Gurley II after he was stripped by NT Brandon Mebane, marking the first recovery of his career...**vs. San Francisco (Sept. 30):** Saw action on 26 defensive plays and 15 on special teams...Assisted on two tackles...Returned four punts for 82 yards, including a 56-yarder at the end of the first half to set up a game-tying field goal by K Caleb Sturgis...**vs. Oakland (Oct. 7):** Registered a solo stop on 41 plays on defense...Appeared on 10 special teams plays...Returned two kickoffs for 51 yards and four punts for 35 yards...**at Cleveland (Oct. 14):** Started as the third CB, playing 63 defensive snaps and 14 on special teams...Set a single-game career high with two INTs...Posted two solo tackles and five passes defended...On the first pick, undercut WR Jarvis Landry and returned the INT 33 yards to the Cleveland 10-yard line after QB Baker Mayfield was forced to his left by DT Darius Philon...Picked off his second pass of the day in the fourth quarter after jumping a

## 2018, LOS ANGELES CHARGERS

Games				Tackles						Interceptions					Fumbles		
Date	Opp.	Res.	P/S	Tot	So	As	Sk	Yd	TFL	No.	Yd	Lg	TD	PD	FF	FR	
09/09	KC	L	1/1	5	5	0	0	0	1	0	0	-	0	1	0	0	
09/16	at Buf	W	1/0	2	2	0	0	0	0	0	0	-	0	0	0	0	
09/23	at LAR	L	1/1	5	3	2	0	0	1	0	0	-	0	0	0	1	
09/30	SF	W	1/0	2	0	2	0	0	0	0	0	-	0	0	0	0	
10/07	Oak	W	1/0	1	1	0	0	0	0	0	0	-	0	0	0	0	
10/14	at Cle	W	1/1	2	2	0	0	0	0	2	33	33	0	5	0	0	
10/21	Ten*	W	1/0	7	6	1	0	0	0	0	0	-	0	1	0	0	
11/04	at Sea	W	1/1	3	1	2	0	0	0	1	42	42t	1	3	0	0	
11/11	at Oak	W	1/1	3	3	0	0	0	0	0	0	-	0	0	0	0	
11/18	Den	L	1/0	2	2	0	0	0	0	0	0	-	0	0	0	0	
11/25	Ari	W	1/0	1	0	1	0	0	0	0	0	-	0	0	0	0	
12/02	at Pit																
12/09	Cin																
12/13	at KC																
12/22	Bal																
12/30	at Den																
'18 TOTALS				8-3	11/5	33	25	8	0	2	3	75	42t	1	10	0	1
*Game played at Wembley Stadium in London, England.																	

\*Game played at Wembley Stadium in London, England.

hitch-route by TE David Njoku...**vs. Tennessee (Oct. 21, Wembley Stadium):** Posted a season-high seven tackles (six solo) and broke up a pass, setting a single-season career high with seven breakups for the year...Appeared on 47 plays on defense and 10 on special teams...**at Seattle (Nov. 4):** Named AFC Defensive Player of the Week...Started as the third CB, seeing time on 65 defensive snaps and 15 on special teams...Posted three tackles (one solo) and three passes defended...Registered an INT that he returned 42 yards for a TD, the second pick-six of his career...The INT made him just the sixth player in NFL history and second DB ever to post multiple pick-sixes and at least four sacks over the first two seasons of his career (Roy Williams, 2002-03)...On the play, jumped the route of WR David Moore along the left sideline to pick off QB Russell Wilson and return it for the 42-yard score...**at Oakland (Nov. 11):** Registered three solo stops...Returned two kickoffs for 41 yards...Opened the game as the third CB and played 46 snaps on defense while contributing on three special teams plays...**vs. Denver (Nov. 18):** Posted two solo tackles while playing 36 snaps on defense...Added five plays on special teams, returning three kickoffs for 70 yards...**vs. Arizona (Nov. 25):** Assisted on a tackle...Participated on eight special teams plays and 34 on defense.



## DESMOND KING II NFL STATISTICS

Year	Team	GP	GS	– Tackles –					TFL	– Interceptions –					– Fumbles –			ST Tackles
				Total	Solo	Asst	Sacks	Yds		No.	Yds	Lg	TD	PD	FF	FR	Yds	
2017	Los Angeles Chargers.....	16	4	71	61	10	4.0	11	6	1	90	90t	1	6	0	0	0	7
2018	Los Angeles Chargers.....	11	5	33	25	8	0.0	0	2	3	75	42t	1	10	0	1	0	0
<b>NFL Totals .....</b>		<b>27</b>	<b>9</b>	<b>104</b>	<b>86</b>	<b>18</b>	<b>4.0</b>	<b>11</b>	<b>8</b>	<b>4</b>	<b>165</b>	<b>90t</b>	<b>2</b>	<b>16</b>	<b>0</b>	<b>1</b>	<b>0</b>	<b>7</b>

Year	Team	No.	– Kickoff Returns –				TD	No.	– Punt Returns –				TD	– Total Return –
			Yds	Avg.	Lg	Yds			Avg.	Lg	Yards			
2017	Los Angeles Chargers.....	17	353	20.8	44	0	1	1	2	2.0	2	0	355	
2018	Los Angeles Chargers.....	15	343	22.9	40	0	18	3	212	11.8	56	0	555	
NFL Totals .....		32	696	21.8	44	0	19	4	214	11.3	56	0	910	

### CAREER REGULAR-SEASON INTERCEPTIONS (4)

**2** ..... Baker Mayfield | **1** ..... Russell Wilson  
**1** ..... Dak Prescott

### CAREER TOUCHDOWNS (2)

vs. Dallas (Nov. 23, 2017), 90-yard interception return  
 at Seattle (Nov. 4, 2018), 42-yard interception return

### CAREER REGULAR-SEASON SACKS (4.0)

**1.0** ..... Blake Bortles | **1.0** ..... Kirk Cousins  
**1.0** ..... Tom Brady | **1.0** ..... DeShone Kizer

## CAREER NFL TRANSACTIONS

**2017** Selected by Los Angeles Chargers in the fifth round (151st overall) of NFL Draft, April 29...Signed rookie contract, May 17.

## SINGLE-GAME CAREER HIGHS

### REGULAR SEASON

**Tackles.** ..... 10 – Dec. 10, 2017 vs. Washington  
**Sacks** .....  
 1.0 (four times) – Last: Dec. 10, 2017 vs. Washington  
**Interceptions.** ..... 2 – Oct. 14, 2018 at Cleveland

# FORREST LAMP

GUARD


WESTERN KENTUCKY

6-4 | 310 LBS | VENICE, FLA.

DRAFT 2 - 2017

EXPERIENCE: 2ND NFL SEASON

2ND YEAR WITH CHARGERS



**2018:** Appeared in a game...Dressed but did not play in a contest and was inactive for nine others...**vs. Kansas City (Sept. 9):** Inactive (healthy scratch)...**vs. Oakland (Oct. 7):** Was on the 46-man active roster for the first time in his career, but did not see any action...**at Cleveland (Oct. 14):** Made his NFL debut...Appeared on seven offensive plays in the fourth quarter in the first action of his career...**vs. Tennessee (Oct. 21, Wembley Stadium):** Inactive (healthy scratch).

## FORREST LAMP NFL GAMES

Year	Team	GP	GS
2018	Los Angeles Chargers.....	1	0

On injured reserve for 2017 season.

## CAREER NFL TRANSACTIONS

**2017** Selected by Los Angeles Chargers in the second round (38th overall) of NFL Draft, April 28...Signed rookie contract, May 11...Placed on Reserve/Injured (knee), Sept. 2.

# CHRISTOPHER LANDRUM

DEFENSIVE END JACKSONVILLE STATE

6-3 | 250 LBS | SWEET WATER, ALA.

FREE AGENT - 2016

EXPERIENCE: 3RD NFL SEASON

3RD YEAR WITH CHARGERS



# 46

**2018:** Appeared in seven games and was inactive for four others... Returned to action after missing all of 2017 on injured reserve... Posted seven tackles (four solo)... **vs. Kansas City (Sept. 9):** Played 12 defensive snaps and four on special teams in his first game played since 2016... Assisted on two tackles... **at Buffalo (Sept. 16):** Saw action on 21 defensive plays and eight on special teams... **at Los Angeles Rams (Sept. 23):** Posted a career-high four solo stops while appearing on 23 defensive plays and seven on special teams... **vs. San Francisco (Sept. 30):** Played 15 snaps on defense, but did not register any statistics... **vs. Oakland (Oct. 7):** Assisted on a tackle, appearing on 10 defensive plays and four on special teams... **at Cleveland (Oct. 14):** Played 14 snaps on defense and one on special teams... **vs. Tennessee (Oct. 21, Wembley Stadium):** Contributed on eight defensive plays and four on special teams... **at Seattle (Nov. 4):** Inactive (hip)... **vs. Denver (Nov. 18):** Inactive (healthy scratch).

## 2018, LOS ANGELES CHARGERS

Date	Opp.	Res.	Games P/S	Tackles						TFL	Interceptions					Fumbles	
				Tot	So	As	Sk	Yd			No.	Yd	Lg	TD	PD	FF	FR
09/09	KC	L	1/0	2	0	2	0	0	0	0	0	0	-	0	0	0	0
09/16	at Buf	W	1/0	0	0	0	0	0	0	0	0	0	-	0	0	0	0
09/23	at LAR	L	1/0	4	4	0	0	0	0	0	0	0	-	0	0	0	0
09/30	SF	W	1/0	0	0	0	0	0	0	0	0	0	-	0	0	0	0
10/07	Oak	W	1/0	1	0	1	0	0	0	0	0	0	-	0	0	0	0
10/14	at Cle	W	1/0	0	0	0	0	0	0	0	0	0	-	0	0	0	0
10/21	Ten*	W	1/0	0	0	0	0	0	0	0	0	0	-	0	0	0	0
11/04	at Sea	W	0/0	- Inactive -													
11/11	at Oak	W	0/0	- Inactive -													
11/18	Den	L	0/0	- Inactive -													
11/25	Ari	W	0/0	- Inactive -													
12/02	at Pit																
12/09	Cin																
12/13	at KC																
12/22	Bal																
12/30	at Den																
<b>'18 TOTALS</b>				<b>8-3</b>	<b>7/0</b>	<b>7</b>	<b>4</b>	<b>3</b>	<b>0</b>	<b>0</b>	<b>0</b>	<b>0</b>	<b>0</b>	<b>-</b>	<b>0</b>	<b>0</b>	<b>0</b>

\*Game played at Wembley Stadium in London, England.

## CHRISTOPHER LANDRUM NFL STATISTICS

Year	Team	GP	GS	- Tackles -					Yds	TFL	- Interceptions -					- Fumbles -			ST Tackles
				Total	Solo	Asst	Sacks				No.	Yds	Lg	TD	PD	FF	FR	Yds	
2016	San Diego	10	0	7	4	3	1.0	7	7	1	0	0	-	0	0	0	0	0	0
2017	Los Angeles Chargers	0	0	- Injured Reserve -															
2018	Los Angeles Chargers	7	0	7	4	3	0.0	0	0	0	0	0	-	0	0	0	0	0	0
<b>NFL Totals</b>		<b>17</b>	<b>0</b>	<b>14</b>	<b>8</b>	<b>6</b>	<b>1.0</b>	<b>7</b>	<b>7</b>	<b>1</b>	<b>0</b>	<b>0</b>	<b>-</b>	<b>0</b>	<b>0</b>	<b>0</b>	<b>0</b>	<b>0</b>	<b>0</b>

### CAREER REGULAR-SEASON SACKS (1.0)

1.0 ..... Cam Newton

### CAREER NFL TRANSACTIONS

**2016** Signed by San Diego Chargers as undrafted free agent, May 2...Waived by Chargers, Sept. 4...Signed by Chargers to practice squad, Sept. 6...Signed to active roster, Oct. 22.

**2017** Placed on Reserve/Injured (shoulder), Sept. 2.

### SINGLE-GAME CAREER HIGHS

#### REGULAR SEASON

**Tackles** ..... 3 - Dec. 11, 2016 at Carolina

**Sacks** ..... 1.0 - Dec. 11, 2016 at Carolina

# COREY LIUGET

DEFENSIVE TACKLE ILLINOIS

6-2 | 300 LBS | MIAMI, FLA.

DRAFT 1 - 2011

EXPERIENCE: 8TH NFL SEASON

8TH YEAR WITH CHARGERS



**2018:** Appeared in six games with three starts at DT after missing the first four due to suspension...Posted 20 tackles (11 solo) and 5.5 tackles for loss...Registered 1.5 sacks to move into the top 12 in team history...Broke up a pass and recovered a fumble, returning it 24 yards...Suffered a season-ending knee injury in the first matchup with Denver before being placed on injured reserve on Nov. 21...**vs. Oakland (Oct. 7):** Made his season debut, playing on 31 defensive snaps and three on special teams...Assisted on two tackles...**at Cleveland (Oct. 14):** Posted 1.5 sacks, splitting one with S Rayshawn Jenkins...Moved to No. 12 in team history in career sacks...On his full sack, overpowered OL Chris Hubbard to collapse the pocket and take down QB Baker Mayfield...Recorded three tackles (two solo) and a pass defended...Appeared on 42 plays on defense and two on special teams...**vs. Tennessee (Oct. 21, Wembley Stadium):** Recorded a season-high four tackles (three solo) and a tackle for loss...In the fourth quarter, beat the block attempt of C/G Corey Levin to bring down RB Dion Lewis for a one-yard loss...Saw action on 34 defensive plays and four on special teams...**at Seattle (Nov. 4):** Tied a single-game career high with eight tackles (five solo)...Posted three tackles for loss, including a play in the first quarter where he pushed G D.J. Fluker into the backfield to drop RB Mike Davis for a two-yard loss...Made his first start of the season at DT, seeing time on 53 defensive plays and four on special teams...**at Oakland (Nov. 11):** Started at DT for the second time in as many weeks, playing 36 snaps on defense and two on special teams...Posted two tackles (one solo)...Recovered a strip-sack by DE

## 2018, LOS ANGELES CHARGERS

Date	Opp.	Res.	Games		Tackles							Interceptions					Fumbles	
			P/S		Tot	So	As	Sk	Yd	TFL		No.	Yd	Lg	TD	PD	FF	FR
09/09	KC	L	0/0															
09/16	at Buf	W	0/0															
09/23	at LAR	L	0/0															
09/30	SF	W	0/0															
10/07	Oak	W	1/0		2	0	2	0	0	0		0	0	-	0	0	0	0
10/14	at Cle	W	1/0		3	2	1	1.5	9.5	1.5		0	0	-	0	1	0	0
10/21	Ten*	W	1/0		4	3	1	0	0	1		0	0	-	0	0	0	0
11/04	at Sea	W	1/1		8	5	3	0	0	3		0	0	-	0	0	0	0
11/11	at Oak	W	1/1		2	1	1	0	0	0		0	0	-	0	0	0	1
11/18	Den	L	1/1		1	0	1	0	0	0		0	0	-	0	0	0	0
11/25	Ari	W	0/0															
12/02	at Pit																	
12/09	Cin																	
12/13	at KC																	
12/22	Bal																	
12/30	at Den																	
'18 TOTALS					20	11	9	1.5	10	5.5		0	0	-	0	1	0	1

\*Game played at Wembley Stadium in London, England.

Melvin Ingram III in the second quarter, returning it 24 yards to the Oakland 40-yard line...**vs. Denver (Nov. 18):** Started at DT, playing 11 defensive snaps and one on special teams before departing due to injury...Assisted on a tackle.



## COREY LIUGET NFL STATISTICS

Year	Team	GP	GS	- Tackles -					TFL	- Interceptions -					- Fumbles -			ST Tackles
				Total	Solo	Asst	Sacks	Yds		No.	Yds	Lg	TD	PD	FF	FR	Yds	
2011	San Diego	15	13	26	18	8	1.0	3	5	0	0	-	0	3	1	1	0	0
2012	San Diego	16	16	61	42	19	7.0	56	15	0	0	-	0	9	1	1	0	0
2013	San Diego	16	16	50	37	13	5.5	36.5	10	0	0	-	0	4	0	0	0	0
2014	San Diego	16	16	65	52	13	4.5	29.5	19	0	0	-	0	2	2	2	0	0
2015	San Diego	11	11	35	28	7	3.0	14	7	0	0	-	0	0	0	0	0	0
2016	San Diego	16	16	64	32	32	0.0	0	12	0	0	-	0	3	0	1	0	0
2017	Los Angeles Chargers	12	12	36	19	17	1.5	8.5	6.5	0	0	-	0	3	1	0	0	0
2018	Los Angeles Chargers	6	3	20	11	9	1.5	9.5	5.5	0	0	-	0	1	0	1	24	0
<b>NFL Totals</b>		<b>108</b>	<b>103</b>	<b>357</b>	<b>239</b>	<b>118</b>	<b>24.0</b>	<b>157</b>	<b>80</b>	<b>0</b>	<b>0</b>	<b>-</b>	<b>0</b>	<b>25</b>	<b>5</b>	<b>6</b>	<b>24</b>	<b>0</b>
Year	Team	GP	GS	- Tackles -					TFL	- Interceptions -					- Fumbles -			ST Tackles
				Total	Solo	Asst	Sacks	Yds		No.	Yds	Lg	TD	PD	FF	FR	Yds	
2013	San Diego	2	2	10	7	3	1.0	1	3	0	0	-	0	0	0	0	0	0

### CAREER REGULAR-SEASON SACKS (24.0)

3.0	Alex Smith	1.0	Joe Flacco	1.0	Tyrod Taylor
2.0	Chad Henne	1.0	Shaun Hill	1.0	Michael Vick
2.0	Chase Daniel	1.0	Carson Palmer	1.0	Brandon Weeden
2.0	Greg McElroy	1.0	Dak Prescott	0.5	Kirk Cousins
1.5	Baker Mayfield	1.0	Aaron Rodgers	0.5	Eli Manning
1.0	Drew Brees	1.0	Ben Roethlisberger	0.5	EJ Manuel
1.0	Andy Dalton	1.0	Tony Romo		

### CAREER POSTSEASON SACKS (1.0)

1.0 Andy Dalton

### CAREER TOUCHDOWNS (1)

at San Francisco (Dec. 20, 2014), fumble recovery in end zone

### SINGLE-GAME CAREER HIGHS

#### REGULAR SEASON

**Tackles** ..... 8 (twice) – Last: Nov. 4, 2018 at Seattle  
**Sacks** ..... 2.0 (twice) – Last: Oct. 20, 2013 at Jacksonville

#### POSTSEASON

**Tackles** ..... 5 (twice) – Last: Jan. 12, 2014 at Denver  
**Sacks** ..... 1.0 – Jan. 5, 2014 at Cincinnati

### CAREER NFL TRANSACTIONS

<b>2011</b>	Selected by San Diego Chargers in the first round (18th overall) of NFL Draft, April 28...Signed rookie contract, Aug. 4.
<b>2014</b>	Had fifth-year team option exercised on rookie contract by Chargers, April 17.
<b>2015</b>	Signed contract extension, June 9...Placed on Reserve/Injured (foot), Dec. 12.
<b>2018</b>	Placed on Reserve/Suspended by Commissioner, Sept. 1...Suspension lifted and given exempt status by Commissioner, Oct. 1...Activated from exempt status, Oct. 6...Placed on Reserve/Injured (knee), Nov. 21.

# T.Y. McGILL

DEFENSIVE TACKLE NORTH CAROLINA STATE

6-3 | 299 LBS | JESUP, GA.

WAIVERS (PHI) - 2018

EXPERIENCE: 4TH NFL SEASON

1ST YEAR WITH CHARGERS



95

## CAREER HIGHLIGHTS ENTERING 2018

- Appeared in 12 games as an undrafted rookie for the Colts in 2015, recording single-season career highs in tackles (11), solo stops (eight) and sacks (three).
- Brought down Miami QB Ryan Tannehill twice as a rookie in a Week 16 win.

**2018:** Appeared in three games on the season (two games for Philadelphia) after being inactive for the first four games of the season with the Los Angeles Chargers...Totaled five tackles (four solo) and a tackle for loss...For the Chargers, recorded two solo stops...**vs. Kansas City (Sept. 9):** Inactive (healthy scratch)...**vs. Dallas (Nov. 11):** Made his Eagles debut, participating on 15 snaps on defense...**at New Orleans (Nov. 18):** Registered a single-game career high with three tackles (two solo) and a tackle for loss...Saw action on 30 defensive plays...**vs. Arizona (Nov. 25):** Made his Chargers debut, posting two solo tackles...Appeared on 15 defensive snaps.

**2017:** Appeared in three games for Cleveland and was inactive for 10 others before closing the season on the practice squad...Recorded a solo tackle...**vs. Minnesota (Oct. 29):** Posted a solo tackle, his first as a Brown.

**2016:** Saw action in a career-high 13 games...Posted six tackles (four solo), two sacks and forced a fumble...**at Tennessee (Oct. 23):** Registered an 11-yard strip-sack of QB Marcus Mariota that was returned by OLB Robert Mathis 14 yards for a TD to put the game away...**at Minnesota (Dec. 18):** Posted his second sack of the season.

**2015:** Appeared in 12 games for Indianapolis after being released by Seattle in final roster reductions...Finished with 11 tackles (eight solo) and three sacks...Added four tackles for loss and a pass defended...**at Buffalo (Sept. 13):** Made his NFL debut...**vs. New York Jets (Sept. 21):** Inactive (healthy scratch)...**vs. New England (Oct. 18):** Returned to action after missing four games...**vs. New Orleans (Oct. 25):** Registered the first tackle of his career, assisting on two stops...**vs. Denver (Nov. 8):** Recorded the first solo tackle of his career...**at Miami (Dec. 27):** Finished with two sacks, the first QB takedowns of his career...**vs. Tennessee (Jan. 3):** Registered his third sack in a two-week span.

**COLLEGE:** Played four seasons (2011-14) at North Carolina State,

## 2018, LOS ANGELES CHARGERS

Date	Opp.	Res.	Games P/S	Tackles						Interceptions					Fumbles	
				Tot	So	As	Sk	Yd	TFL	No.	Yd	Lg	TD	PD	FF	FR
09/09	KC	L	0/0	-	-	-	-	-	-	-	-	-	-	-	-	-
09/16	at Buf	W	0/0	-	-	-	-	-	-	-	-	-	-	-	-	-
09/23	at LAR	L	0/0	-	-	-	-	-	-	-	-	-	-	-	-	-
09/30	SF	W	0/0	-	-	-	-	-	-	-	-	-	-	-	-	-
10/07	Oak	W	0/0	-	-	-	-	-	-	-	-	-	-	-	-	-
10/14	at Cle	W	0/0	-	-	-	-	-	-	-	-	-	-	-	-	-
10/21	Ten*	W	0/0	-	-	-	-	-	-	-	-	-	-	-	-	-
11/04	at Sea	W	0/0	-	-	-	-	-	-	-	-	-	-	-	-	-
11/11	at Oak	W	0/0	-	-	-	-	-	-	-	-	-	-	-	-	-
11/18	Den	L	0/0	-	-	-	-	-	-	-	-	-	-	-	-	-
11/25	Ari	W	1/0	2	2	0	0	0	0	0	0	-	0	0	0	0
12/02	at Pit															
12/09	Cin															
12/13	at KC															
12/22-23	Bal															
12/30	at Den															

'18 TOTALS 8-3 1/0 2 2 0 0.0 0 0 0 0 - 0 0 0 0 0

\*Game played at Wembley Stadium in London, England.

## 2018, PHILADELPHIA

Date	Opp.	Res.	Games P/S	Tackles						Interceptions					Fumbles	
				Tot	So	As	Sk	Yd	TFL	No.	Yd	Lg	TD	PD	FF	FR
09/06	Atl	W	0/0	-	-	-	-	-	-	-	-	-	-	-	-	-
09/16	at TB	L	0/0	-	-	-	-	-	-	-	-	-	-	-	-	-
09/23	Ind	W	0/0	-	-	-	-	-	-	-	-	-	-	-	-	-
09/30	at Ten	L (OT)	0/0	-	-	-	-	-	-	-	-	-	-	-	-	-
10/07	Min	L	0/0	-	-	-	-	-	-	-	-	-	-	-	-	-
10/11	at NYG	W	0/0	-	-	-	-	-	-	-	-	-	-	-	-	-
10/21	Car	L	0/0	-	-	-	-	-	-	-	-	-	-	-	-	-
10/28	at Jax	W	0/0	-	-	-	-	-	-	-	-	-	-	-	-	-
11/11	Dal	L	1/0	0	0	0	0	0	0	0	0	-	0	0	0	0
11/18	at NO	L	1/0	3	2	1	0	0	1	0	0	-	0	0	0	0
11/25	NYG	W	0/0	-	-	-	-	-	-	-	-	-	-	-	-	-
12/03	Was															
12/09	at Dal															
12/16	at LAR															
12/23	Hou															
12/30	at Was															

'18 TOTALS 5-6 2/0 3 2 1 0 0 1 0 0 - 0 0 0 0 0

appearing in 49 career games with 21 starts...Totaled 131 tackles (78 solo), 10 sacks and 24.5 tackles for loss...As a senior, recorded 37 tackles (22 solo), eight tackles for loss and three sacks...In 2012, tallied a season-high eight tackles and two sacks against Maryland, earning Atlantic Coast Conference Defensive Lineman of the Week honors...Started the win at Virginia as a freshman, the lone true freshman to start that season for the Wolfpack.

**PERSONAL:** Given name Torrone McGill Jr. ...Born in Jesup, Ga. ...Cousin is former New England G Tre' Jackson...Earned a degree in sport management from North Carolina State...**High School:** Named All-Region as a junior and senior at Wayne County High in Jesup, Ga. ...Recorded 10 sacks as a senior and was selected to play in the 2010 Georgia North-South All-Star game...Lettered four years in football, three in basketball and four in track & field.

## T.Y. MCGILL NFL STATISTICS

Year	Team	GP	GS	- Tackles -					Yds	TFL	- Interceptions -					- Fumbles -			ST Tackles
				Total	Solo	Asst	Sacks				No.	Yds	Lg	TD	PD	FF	FR	Yds	
2015	Indianapolis .....	12	0	11	8	3	3.0	26	4		0	0	-	0	1	0	0	0	0
2016	Indianapolis .....	13	0	6	4	2	2.0	20	3		0	0	-	0	1	1	0	0	0
2017	Cleveland .....	3	0	1	1	0	0.0	0	0		0	0	-	0	0	0	0	0	0
2018	Philadelphia .....	2	0	3	2	1	0.0	0	1		0	0	-	0	0	0	0	0	0
2018	Los Angeles Chargers .....	1	0	2	2	0	0.0	0	0		0	0	-	0	0	0	0	0	0
<b>NFL Totals .....</b>		<b>31</b>	<b>0</b>	<b>23</b>	<b>17</b>	<b>6</b>	<b>5.0</b>	<b>46</b>	<b>8</b>		<b>0</b>	<b>0</b>	<b>-</b>	<b>0</b>	<b>2</b>	<b>1</b>	<b>0</b>	<b>0</b>	<b>0</b>

### CAREER REGULAR-SEASON SACKS (5.0)

**2.0** ..... Ryan Tannehill     **1.0** ..... Marcus Mariota  
**1.0** ..... Sam Bradford     **1.0** ... Zach Mettenberger

### CAREER NFL TRANSACTIONS

**2015**     Signed by Seattle Seahawks as undrafted free agent, May 15...Waived by Seahawks, Sept. 5...Claimed off waivers by Indianapolis Colts, Sept. 6.  
**2017**     Waived by Colts, Sept. 2...Claimed off waivers by Cleveland Browns, Sept. 3...Waived by Browns, Dec. 12...Signed by Browns to practice squad, Dec. 15.  
**2018**     Signed by Kansas City Chiefs as free agent, Jan. 15...Waived by Chiefs, Sept. 1...Claimed off waivers by Los Angeles Chargers, Sept. 2...Waived by Chargers, Oct. 6...Signed by Philadelphia Eagles, Nov. 6...Waived by Eagles, Nov. 20...Claimed off waivers by Los Angeles Chargers, Nov. 21.

### SINGLE-GAME CAREER HIGHS

#### REGULAR SEASON

**Tackles**..... 3 – Nov. 18, 2018 at New Orleans  
**Sacks** ..... 2.0 – Dec. 27, 2015 at Miami

# BRANDON MEBANE

NOSE TACKLE

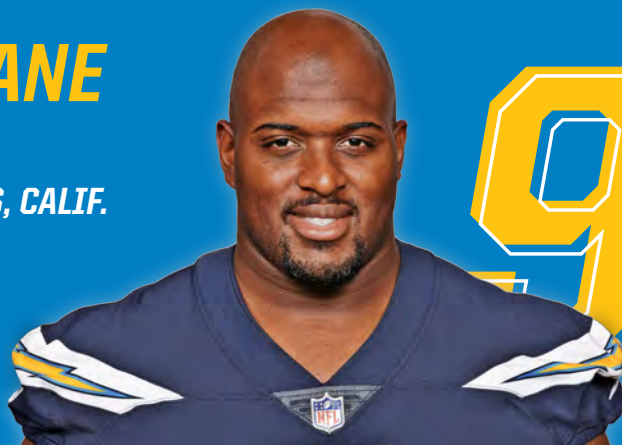
CALIFORNIA

6-1 | 311 LBS | LOS ANGELES, CALIF.

UFA (SEA) - 2016

EXPERIENCE: 12TH NFL SEASON

3RD YEAR WITH CHARGERS



92

**2018:** Started at NT in 10 games and was inactive another...Recorded 43 tackles (20 solo), three tackles for loss and a four-yard sack...Added a pass defended and forced a fumble...**vs. Kansas City (Sept. 9):** Started at NT, seeing time on 23 plays on defense...Finished with an assisted tackle...**at Buffalo (Sept. 16):** Posted five tackles (two solo) after starting at NT...Played 28 snaps on defense...**at Los Angeles Rams (Sept. 23):** Appeared in the 160th game of his career, starting at NT and playing 44 defensive snaps...Set a single-game career high with nine tackles (five solo)...Added a sack, a pass defended and a tackle for loss...Stripped RB Todd Gurley II while dragging him down from behind to force a turnover in the first quarter, the third forced fumble of his career...Registered the sack in the second quarter, pushing back C John Sullivan to collapse the pocket before bringing down QB Jared Goff for a four-yard loss...**vs. San Francisco (Sept. 30):** Finished the game with two solo stops and a tackle for loss after starting at NT...Brought down RB Matt Breida in the backfield on the first defensive play of the game, shedding the block attempt of C/G Weston Richburg to corral Breida after he was forced back inside by LB Kyle Emanuel...Played 37 snaps on defense...**vs. Oakland (Oct. 7):** Started at NT, playing 21 defensive snaps...Posted three tackles (two solo)...**at Cleveland (Oct. 14):** Registered four tackles (one solo)...Played 31 snaps on defense after starting at NT...**vs. Tennessee (Oct. 21, Wembley Stadium):** Opened the game at NT, participating on 42 plays on defense...Posted eight tackles (four solo) and a tackle for loss...On the first play of the game, powered through block attempts

## 2018, LOS ANGELES CHARGERS

Date	Opp.	Res.	Games		Tot	Tackles					Yd	TFL	Interceptions					Fumbles	
			P/S			So	As	Sk					No.	Yd	Lg	TD	PD	FF	FR
09/09	KC	L	1/1		1	0	1	0	0	0	0	0	0	0	-	0	0	0	0
09/16	at Buf	W	1/1		5	2	3	0	0	0	0	0	0	0	-	0	0	0	0
09/23	at LAR	L	1/1		9	5	4	1.0	4	1	0	0	0	0	-	0	1	1	0
09/30	SF	W	1/1		2	2	0	0	0	1	0	0	0	0	-	0	0	0	0
10/07	Oak	W	1/1		3	2	1	0	0	0	0	0	0	0	-	0	0	0	0
10/14	at Cle	W	1/1		4	1	3	0	0	0	0	0	0	0	-	0	0	0	0
10/21	Ten*	W	1/1		8	4	4	0	0	1	0	0	0	0	-	0	0	0	0
11/04	at Sea	W	1/1		5	2	3	0	0	0	0	0	0	0	-	0	0	0	0
11/11	at Oak	W	1/1		4	1	3	0	0	0	0	0	0	0	-	0	0	0	0
11/18	Den	L	1/1		2	1	1	0	0	0	0	0	0	0	-	0	0	0	0
11/25	Ari	W	0/0		- Inactive -														
12/02	at Pit																		
12/09	Cin																		
12/13	at KC																		
12/22	Bal																		
12/30	at Den																		
'18 TOTALS					8-3	10/10	43	20	23	1.0	4	3	0	0	-	0	1	1	0

\*Game played at Wembley Stadium in London, England.

of C Ben Jones and TE Luke Stocker to bring down RB Derrick Henry for a three-yard loss...**at Seattle (Nov. 4):** Posted five tackles (two solo) after starting at NT and playing 36 defensive snaps...Added a snap on special teams...**at Oakland (Nov. 11):** Registered four tackles (one solo)...Made career start No. 160, opening the game at NT and played 34 snaps on defense...**vs. Denver (Nov. 18):** Started at NT, playing 37 snaps on defense and two on special teams...Posted two tackles (one solo)...**vs. Arizona (Nov. 25):** Inactive (not injury related).



## BRANDON MEBANE NFL STATISTICS

Year	Team	GP	GS	- Tackles -						- Interceptions -					- Fumbles -			ST Tackles
				Total	Solo	Asst	Sacks	Yds	TFL	No.	Yds	Lg	TD	PD	FF	FR	Yds	
2007	Seattle	16	10	29	23	6	2.0	11	0	0	0	-	0	0	0	1	0	0
2008	Seattle	16	16	39	31	8	5.5	24	9	0	0	-	0	1	2	0	0	0
2009	Seattle	15	15	49	41	8	1.5	9.5	8	0	0	-	0	0	0	0	0	0
2010	Seattle	12	12	31	19	12	1.0	7	7	0	0	-	0	2	0	0	0	0
2011	Seattle	16	16	56	40	16	0.0	0	7	0	0	-	0	1	0	0	0	0
2012	Seattle	16	16	56	31	25	3.0	22	4	0	0	-	0	3	0	1	0	0
2013	Seattle	16	16	45	21	24	0.0	0	6	0	0	-	0	1	0	1	0	0
2014	Seattle	9	9	20	11	9	1.0	9	5	0	0	-	0	0	0	0	0	0
2015	Seattle	15	15	24	14	10	1.5	12.5	2	0	0	-	0	0	0	0	0	0
2016	San Diego	10	10	35	19	16	1.0	10	4	1	5	5	0	1	0	0	0	0
2017	Los Angeles Chargers	16	16	57	22	35	0	0	2	0	0	-	0	0	0	0	0	0
2018	Los Angeles Chargers	10	10	43	20	23	1.0	4	3	0	0	-	0	1	1	0	0	0
<b>NFL Totals</b>		<b>167</b>	<b>161</b>	<b>484</b>	<b>292</b>	<b>192</b>	<b>17.5</b>	<b>109</b>	<b>57</b>	<b>1</b>	<b>5</b>	<b>5</b>	<b>0</b>	<b>10</b>	<b>3</b>	<b>3</b>	<b>0</b>	<b>0</b>
Year	Team	GP	GS	- Tackles -						- Interceptions -					- Fumbles -			ST Tackles
				Total	Solo	Asst	Sacks	Yds	TFL	No.	Yds	Lg	TD	PD	FF	FR	Yds	
2007	Seattle	2	2	6	4	2	0.0	0	0	0	0	-	0	0	0	0	0	0
2010	Seattle	2	2	9	8	1	0.0	0	2	0	0	-	0	0	0	0	0	0
2012	Seattle	2	2	9	5	4	0.0	0	0	0	0	-	0	0	0	0	0	0
2013	Seattle	3	2	8	5	3	0.0	0	1	0	0	-	0	0	0	0	0	0
2015	Seattle	2	1	5	3	2	0.0	0	0	0	0	-	0	0	0	0	0	0
<b>Postseason Totals</b>		<b>11</b>	<b>9</b>	<b>37</b>	<b>25</b>	<b>12</b>	<b>0.0</b>	<b>0</b>	<b>3</b>	<b>0</b>	<b>0</b>	<b>-</b>	<b>0</b>	<b>0</b>	<b>0</b>	<b>0</b>	<b>0</b>	<b>0</b>

### CAREER REGULAR-SEASON SACKS (17.5)

2.0	Aaron Rodgers	1.0	Jared Goff	1.0	Philip Rivers
2.0	Kurt Warner	1.0	Johnny Manziel	1.0	Matthew Stafford
1.5	Alex Smith	1.0	Cam Newton	0.5	Brett Favre
1.0	Marc Bulger	1.0	J.T. O'Sullivan	0.5	Colin Kaepernick
1.0	Matt Cassel	1.0	Carson Palmer		
1.0	Jeff Garcia	1.0	Chad Pennington		

### CAREER REGULAR-SEASON INTERCEPTIONS (1)

1	Derek Carr
---	------------

### CAREER NFL TRANSACTIONS

<b>2007</b>	Selected by Seattle Seahawks in the third round (85th overall) of NFL Draft, April 28...Signed rookie contract, July 25.
<b>2011</b>	Re-signed by Seahawks as unrestricted free agent, July 29.
<b>2014</b>	Placed on Reserve/Injured (hamstring), Nov. 11.
<b>2016</b>	Signed by San Diego Chargers as unrestricted free agent, March 9...Placed on Reserve/Injured (biceps), Nov. 22.

### SINGLE-GAME CAREER HIGHS

#### REGULAR SEASON

**Tackles** ..... 9 – Sept. 23, 2018 at L.A. Rams  
**Sacks** ..... 2.0 – Sept. 24, 2012 vs. Green Bay  
**Interceptions** ..... 1 – Oct. 9, 2016 at Oakland

#### POSTSEASON

**Tackles** ..... 7 (twice) – Last: Jan. 16, 2016 at Arizona

# DETREZ NEWSOME

**RUNNING BACK**      **WESTERN CAROLINA**

**5-10** | **210 LBS** | **RAEFORD, N.C.**

**FREE AGENT - 2018**

**EXPERIENCE: ROOKIE**

**1ST YEAR WITH CHARGERS**



# 38

**2018:** Saw action in five games and was inactive for two others... Dressed but did not participate in a game...Registered 15 yards on five carries (3.0 avg.)...Posted a tackle on special teams...**vs. Kansas City (Sept. 9):** Made his NFL debut, seeing action on 10 special teams plays...**at Buffalo (Sept. 16):** Saw the first action of his career on offense, playing on three snaps and taking his first carry for zero yards...Added seven plays on special teams...**at Los Angeles Rams (Sept. 23):** Saw action on six special teams snaps...**vs. Tennessee (Oct. 21, Wembley Stadium):** Contributed on 11 plays on special teams, recording a special teams tackle just one day after promoted from the practice squad...**at Seattle (Nov. 4):** Inactive (healthy scratch)...**at Oakland (Nov. 11):** Was part of the 46-man active roster, but did not see any action...**vs. Denver (Nov. 18):** Inactive (healthy scratch)...**vs. Arizona (Nov. 25):** Carried the ball four times for 15 yards (3.8 avg.)...Appeared on eight plays each on offense and special teams.

## 2018, LOS ANGELES CHARGERS

Games				Rushing					Receiving					Total
Date	Opp.	Res.	P/S	Att	Yds	Avg.	Lg	TD	No.	Yds	Avg.	Lg	TD	Off.
09/09	KC	L	1/0	0	0	-	-	0	0	0	-	-	0	0
09/16	at Buf	W	1/0	1	0	0.0	0	0	0	0	-	-	0	0
09/23	at LAR	L	1/0	0	0	-	-	0	0	0	-	-	0	0
09/30	SF	W	0/0	- Practice Squad -					0	0	-	-	0	0
10/07	Oak	W	0/0	- Practice Squad -					0	0	-	-	0	0
10/14	at Cle	W	0/0	- Practice Squad -					0	0	-	-	0	0
10/21	Ten*	W	1/0	0	0	-	-	0	0	0	-	-	0	0
11/04	at Sea	W	0/0	- Inactive -					0	0	-	-	0	0
11/11	at Oak	W	0/0	- Did Not Play -					0	0	-	-	0	0
11/18	Den	L	0/0	- Inactive -					0	0	-	-	0	0
11/25	Ari	W	1/0	4	15	3.8	6	0	0	0	-	-	0	15
12/02	at Pitt													
12/09	Cin													
12/13	at KC													
12/22	Bal													
12/30	at Den													
'18 TOTALS			8-3 5/0	5	15	3.0	6	0	0	0	-	-	0	15

\*Game played at Wembley Stadium in London, England.

## DETREZ NEWSOME NFL STATISTICS

Year	Team	GP	GS	No.	- Rushing -				Att	- Receiving -				- Scrimmage - Yards	
					Yds	Avg.	Lg	TD		Yds	Avg.	Lg	TD		
2018	Los Angeles Chargers.....	5	0	5	15	3.0	6	0	0	0	-	-	0	15	
Year	Team			No.	- Kickoff Returns -				No.	- Punt Returns -				- All-Purpose - Yards	
					Yds	Avg.	Lg	TD		FC	Yds	Avg.	Lg		TD
2018	Los Angeles Chargers.....			0	0	-	-	0	0	0	0	-	-	0	15

## SINGLE-GAME CAREER HIGHS

### REGULAR SEASON

**Rushing Attempts** ..... 4 - Nov. 25, 2018 vs. Arizona  
**Rushing Yards** ..... 15 - Nov. 25, 2018 vs. Arizona  
**Longest Run** ... 6 - Nov. 25, 2018 vs. Arizona  
**Scrimmage Yards** ..... 15 - Nov. 25, 2018 vs. Arizona

## CAREER NFL TRANSACTIONS

**2018** Signed by Los Angeles Chargers as undrafted free agent, May 11...Waived by Chargers, Sept. 24...Signed by Chargers to practice squad, Sept. 25...Signed to active roster, Oct. 20.

# UCHENNA NWOSU


LINEBACKER SOUTHERN CALIFORNIA

6-2 | 251 LBS | CARSON, CALIF.

DRAFT 2 - 2018

EXPERIENCE: ROOKIE

1ST YEAR WITH CHARGERS



42

**2018:** Appeared in all 11 games with a two starts at OLB...Registered 17 tackles (10 solo), 1.5 sacks and 2.5 tackles for loss...Broke up a pass...Posted 10 tackles on special teams...**vs. Kansas City (Sept. 9):** Made his NFL debut...Appeared on two plays on defense...Tied with S Rayshawn Jenkins for a team-high 26 snaps on special teams...Recorded a special teams tackle...**at Buffalo (Sept. 16):** Appeared on 16 defensive snaps and 23 on special teams...Posted the first sack of his career, a three-yard takedown on third down to force a three-and-out on Buffalo's opening series...Finished with three tackles (two solo), the sack and a tackle for loss...**at Los Angeles Rams (Sept. 23):** Saw action on 19 defensive plays and 21 on special teams...Led the two with two tackles on special teams...**vs. San Francisco (Sept. 30):** Posted a team-high two special teams tackles for the second-straight week...Appeared on 12 plays on defense and 26 on special teams...**vs. Oakland (Oct. 7):** Saw time on defense on six snaps and contributed on 18 special teams plays...Posted a special teams tackle...**at Cleveland (Oct. 14):** Finished with two special teams tackles and a solo stop on defense...Played 11 defensive snaps and 22 on special teams...**vs. Tennessee (Oct. 21, Wembley Stadium):** Recorded a solo tackle for a loss...Participated on four defensive plays and 18 on special teams...**at Seattle (Nov. 4):** Saw the most action on defense of his career to that point, contributing on 35 defensive snaps and 23 on special teams...Assisted on three tackles and registered a tackle on special teams...In the third quarter, utilized a bull rush on T Duane Brown to force QB Russell Wilson to step up into the pocket into a sack by DE Isaac Rochell...**at Oakland (Nov. 11):** Played 24 defensive snaps and 18 on special teams, finishing with two tackles (one solo) and a half-sack...Split the sack with DT Justin Jones in the fourth

## 2018, LOS ANGELES CHARGERS

Games				Tackles						Interceptions					Fumbles			
Date	Opp.	Res.	P/S	Tot	So	As	Sk	Yd	TFL	No.	Yd	Lg	TD	PD	FF	FR		
09/09	KC	L	1/0	0	0	0	0	0	0	0	0	-	0	0	0	0		
09/16	at Buf	W	1/0	3	2	1	1.0	3	1	0	0	-	0	0	0	0		
09/23	at LAR	L	1/0	0	0	0	0	0	0	0	0	-	0	0	0	0		
09/30	SF	W	1/0	0	0	0	0	0	0	0	0	-	0	0	0	0		
10/07	Oak	W	1/0	0	0	0	0	0	0	0	0	-	0	0	0	0		
10/14	at Cle	W	1/0	1	1	0	0	0	0	0	0	-	0	0	0	0		
10/21	Ten*	W	1/0	1	1	0	0	0	1	0	0	-	0	0	0	0		
11/04	at Sea	W	1/0	3	0	3	0	0	0	0	0	-	0	0	0	0		
11/11	at Oak	W	1/0	2	1	1	0.5	3.5	0.5	0	0	-	0	0	0	0		
11/18	Den	L	1/1	5	4	1	0	0	0	0	0	-	0	0	0	0		
11/25	Ari	W	1/1	2	1	1	0	0	0	0	0	-	0	1	0	0		
12/02	at Pit																	
12/09	Cin																	
12/13	at KC																	
12/22	Bal																	
12/30	at Den																	
'18 TOTALS				8-3	11/2	17	10	7	1.5	7	2.5	0	0	-	0	1	0	0
*Game played at Wembley Stadium in London, England.																		

\*Game played at Wembley Stadium in London, England.

quarter...On the play, ran a stunt with DT Darius Philon to meet Jones in the backfield and bring down QB Derek Carr for a seven-yard loss...**vs. Denver (Nov. 18):** Made the first start of his career at OLB, finishing with a career-high five tackles (four solo)...Forced a throwaway by QB Case Keenum, nearly getting the sack after beating the block of FB Andy Janovich...Appeared on 25 plays on defense and five on special teams...**vs. Arizona (Nov. 25):** Started at OLB and played 21 defensive snaps...Posted two tackles (one solo) and a pass defended...Broke up the pass in the first quarter, knocking away a would-be TD in the front left corner of the end zone while in coverage of FB Derrick Coleman...Recorded a special teams tackle while playing five snaps on special teams.

## UCHENNA NWOSU NFL STATISTICS

Year	Team	GP	GS	- Tackles -					Yds	TFL	- Interceptions -					- Fumbles -			
				Total	Solo	Asst	Sacks				No.	Yds	Lg	TD	PD	FF	FR	Yds	ST Tackles
2018	Los Angeles Chargers	11	2	17	10	7	1.5	6.5	2.5	0	0	-	0	1	0	0	0	0	10

### CAREER REGULAR-SEASON SACKS (1.5)

1.0 ..... Josh Allen | 0.5 ..... Derek Carr

### CAREER NFL TRANSACTIONS

**2018** Selected by Los Angeles Chargers in the second round (48th overall) of NFL Draft, April 27...Signed rookie contract, May 11.

### SINGLE-GAME CAREER HIGHS

#### REGULAR SEASON

**Tackles**..... 5 - Nov. 18, 2018 vs. Denver  
**Sacks**..... 1.0 - Sept. 16, 2018 at Buffalo

# RUSSELL OKUNG

TACKLE

OKLAHOMA STATE

6-5 | 310 LBS | FORT BEND, TEXAS

UFA (DENVER) - 2017

EXPERIENCE: 9TH NFL SEASON

2ND YEAR WITH CHARGERS



# 76

**2018:** Started 10 games at LT and was inactive another...Part of a line that protected QB Philip Rivers to pass Hall of Fame QB Fran Tarkenton for the sixth-most career TD passes in NFL history, Hall of Fame QB John Elway for the eighth-most passing yards in league annals and tie New York Giants QB Eli Manning for the 11th-most regular-season victories by a QB...Gave Rivers time to post two games with 400-plus yards, four with 300-plus yards and four of three-TD contests...Blocked to help Rivers set a team mark with multiple TD passes in every game this season and 12-straight dating back to 2017, becoming the fourth QB in history to have multiple TD passes in the first 11 games to open a season...Protected Rivers to post the most efficient game in NFL history, setting all-time marks for single-game consecutive completions (25) and single-game completion percentage with at least 20 pass attempts (96.6)...Kept Rivers upright to throw 13 TD passes in the first five games, 15 in the first six contests and 17 in the team's first seven games, tying for the most in his career through five, six and seven games, respectively, to start a season...Blocked for the NFL's No. 6 offense, posting 402.0 yards-per-game...Contributed on a line that blocked for a rushing attack that posted over 100 yards in five of the first six games, including each of the first four...Blocked for RB Melvin Gordon III to become the sixth Charger to reach 3,000 career rushing yards and post three 100-yard games...Appeared on 36 special teams plays...**vs. Kansas City (Sept. 9):** Started at LT and played all 82 snaps on offense...Blocked for the offense to total a Week 1-high 541 net yards, including 123 on the ground...Protected Philip Rivers to throw for 424 yards and three TDs for a 103.7 passer rating...**at Buffalo (Sept. 16):** Opened the game at LT, playing all 57 offensive snaps...Kept Philip Rivers upright to complete 85.2 percent of his passes for 256 yards and three TDs (143.2 passer rating)...It marked

Rivers' 54th three-TD performance (second of the season) and the fifth-best single-game passer rating of his career (min. 20 attempts)...Paved the way for an offense that rushed for 100-plus yards for the second time in as many weeks...Blocked for RB Austin Ekeler to record a single-game career-high 77 rushing yards and for Melvin Gordon to match a career best with three total TDs (one rushing, two receiving)...**at Los Angeles Rams (Sept. 23):** Protected Philip Rivers to throw for 226 yards and two TDs, registering a 105.7 passer rating...Blocked for an offense that posted a season-high 141 rushing yards on 20 carries (7.1 avg.)...Provided a pulling block on CB Sam Shields on a TD run by Melvin Gordon...Appeared on 50 offensive plays after starting at LT...**vs. San Francisco (Sept. 30):** Opened the game at LT and played 33 offensive snaps before departing with a groin injury...Was part of a line to block for the offense to post its fourth-straight contest with at least 100 rushing yards...**vs. Oakland (Oct. 7):** Inactive (groin)...**at Cleveland (Oct. 14):** Started at LT and played 53 offensive snaps...Paved the way for the offense to register 449 yards of offense, including 246 on the ground, which was the most by a Chargers offense since 2008...Blocked for Melvin Gordon to post a single-game career high three rushing TDs, including a key block on Gordon's third TD of the day...Also provided blocking for Austin Ekeler's 20-yard run in the fourth quarter...Protected Philip Rivers to reach 15 TDs on the year, tying for the most of his career through the first six games of a season...**vs. Tennessee (Oct. 21, Wembley Stadium):** Provided time for Philip Rivers to throw two TDs and 306 yards, registering a 137.7 passer rating, his sixth rating of 100-plus for the year...The two TDs put Rivers at 17 for the season, tying for the most through the first seven games of a season in his career...Started at LT, playing all 44 snaps on offense...**at Seattle (Nov. 4):** Played all 51 offensive snaps after

opening the game at LT...Blocked for Melvin Gordon to post his third 100-yard rushing output of the season, registering a TD and 113 yards on 16 attempts (7.1 avg.)...Protected Philip Rivers to throw for two TDs, 228 yards and a 105.9 passer rating...Provided time for Rivers to record his seventh game of the season with a passer rating over 100, the most through the first eight games of a season in his career...  
**at Oakland (Nov. 11):** Blocked for Melvin Gordon to post 165 yards from scrimmage and a TD for the fifth-straight game, the longest streak since 2007 (Jamaal Charles)...Protected Philip Rivers to throw for two TDs and 223 yards (105.1 passer rating) for his eighth game of 2018 with a passer rating of 100-plus for the most of his career through nine games in a season...Set the edge for Gordon to convert a tough fourth-and-one to extend the team's first scoring drive in the first quarter with a sealing block on LB Nicholas Morrow...Provided a block on Gordon's 15-yard run in the fourth quarter...Played 55 snaps on offense, starting

at LT...**vs. Denver (Nov. 18):** Started at LT and played all 77 offensive snaps...Provided time for Philip Rivers to throw for 401 yards, his 11th career 400-yard output, and two TDs, his team-record 11th-straight game with multiple TD passes (dating back to 2017)...Paved the way for Melvin Gordon to post his sixth-straight game with at least 120 yards from scrimmage...**vs. Arizona (Nov. 25):** Appeared on 59 offensive snaps after opening at LT...Helped keep Philip Rivers upright to record the most efficient game in NFL history, setting all-time marks for single-game consecutive completions (25) and single-game completion percentage with at least 20 pass attempts (96.6)...Protected Rivers to become the fourth-ever QB to post multiple TD passes in each of the first 11 games to open a season, with the game marking the 56th three-TD game of Rivers' career...Part of a line that paved the way for a rushing attack to post 178 yards...Threw a block on CB Patrick Peterson to spring RB Justin Jackson free for a 19-yard carry in the third quarter.

### RUSSELL OKUNG NFL GAMES

Year	Team	GP	GS
2010	Seattle	10	10
2011	Seattle	12	12
2012	Seattle	15	15
2013	Seattle	8	8
2014	Seattle	14	14
2015	Seattle	13	13
2016	Denver	16	16
2017	Los Angeles Chargers	15	15
2018	Los Angeles Chargers	10	10
<b>NFL Totals</b>		<b>113</b>	<b>113</b>

### POSTSEASON

Year	Team	GP	GS
2010	Seattle	2	2
2012	Seattle	2	2
2013	Seattle	3	3
2014	Seattle	3	3
2015	Seattle	2	2
<b>Postseason Totals</b>		<b>12</b>	<b>12</b>

### CAREER NFL TRANSACTIONS

<b>2010</b>	Selected by Seattle Seahawks in the first round (sixth overall) of NFL Draft, April 22...Signed rookie contract, Aug. 6.
<b>2011</b>	Placed on Reserve/Injured (pectoral), Dec. 6.
<b>2013</b>	Placed on Reserve/Injured; Designated for Return (toe), Sept. 20...Activated from Reserve/Injured; Designated for Return, Nov. 16.
<b>2016</b>	Signed by Denver Broncos as unrestricted free agent, March 17.
<b>2017</b>	Signed by Los Angeles Chargers as unrestricted free agent, March 9.



# DENZEL PERRYMAN


LINEBACKER MIAMI

5-11 | 240 LBS | CORAL GABLES, FLA.

DRAFT 2 - 2015

EXPERIENCE: 4TH NFL SEASON

4TH YEAR WITH CHARGERS



52

**2018:** Started nine games at ILB...Recorded 64 tackles (41 solo), a tackle for loss and a two passes defended...Posted an INT, the second of his career, returning it 16 yards...Suffered a season-ending knee injury in the ninth game and was placed on injured reserve on Nov. 13...**vs. Kansas City (Sept. 9):** Appeared on 41 defensive snaps after opening the game at ILB...Finished with five tackles (four solo)...**at Buffalo (Sept. 16):** Tied for a team high with eight tackles (six solo)...Opened at ILB and played 37 snaps on defense...**at Los Angeles Rams (Sept. 23):** Posted nine tackles (six solo) after starting at ILB and playing 59 defensive snaps...**vs. San Francisco (Sept. 30):** Started at ILB for his 30th career start and participated on 47 defensive plays along with two on special teams...Registered seven tackles (four solo) and a pass defended...**vs. Oakland (Oct. 7):** Recorded nine tackles (five solo)...Opened the game at ILB and appeared on 47 defensive snaps...**at Cleveland (Oct. 14):** Started at ILB and played 49 snaps on defense...Posted a season-high 10 tackles (four solo)...**vs. Tennessee (Oct. 21, Wembley Stadium):** Registered nine tackles (eight solo) and a pass defended...Recorded the second INT of his career, picking off a pass in the red zone that was deflected at the line of scrimmage by DE Melvin Ingram III...Started at ILB, playing 58 defensive snaps...**at Seattle (Nov. 4):** Appeared on 46 defensive plays after opening the game at ILB...Finished with seven tackles (four solo)...**at Oakland (Nov. 11):** Started at ILB and played two snaps on defense before suffering a season-ending knee injury.

## 2018, LOS ANGELES CHARGERS

Games				Tackles							Interceptions					Fumbles		
Date	Opp.	Res.	P/S	Tot	So	As	Sk	Yd	TFL	No.	Yd	Lg	TD	PD	FF	FR		
09/09	KC	L	1/1	5	4	1	0	0	1	0	0	-	0	0	0	0		
09/16	at Buf	W	1/1	8	6	2	0	0	0	0	0	-	0	0	0	0		
09/23	at LAR	L	1/1	9	6	3	0	0	0	0	0	-	0	0	0	0		
09/30	SF	W	1/1	7	4	3	0	0	0	0	0	-	0	1	0	0		
10/07	Oak	W	1/1	9	5	4	0	0	0	0	0	-	0	0	0	0		
10/14	at Cle	W	1/1	10	4	6	0	0	0	0	0	-	0	0	0	0		
10/21	Ten*	W	1/1	9	8	1	0	0	0	1	16	16	0	1	0	0		
11/04	at Sea	W	1/1	7	4	3	0	0	0	0	0	-	0	0	0	0		
11/11	at Oak	W	1/1	0	0	0	0	0	0	0	0	-	0	0	0	0		
11/18	Den	L	0/0	– Injured Reserve –														
11/25	Ari	W	0/0	– Injured Reserve –														
12/02	at Pit																	
12/09	Cin																	
12/13	at KC																	
12/22	Bal																	
12/30	at Den																	
*18 TOTALS				8-3	9/9	64	41	23	0.0	0	1	1	16	16	0	2	0	0
*Game played at Wembley Stadium in London, England.																		

\*Game played at Wembley Stadium in London, England.

## DENZEL PERRYMAN NFL STATISTICS

Year	Team	GP	GS	- Tackles -					Yds	TFL	- Interceptions -					- Fumbles -			ST Tackles
				Total	Solo	Asst	Sacks				No.	Yds	Lg	TD	PD	FF	FR	Yds	
2015	San Diego	14	9	95	72	23	2.0	23	9		0	0	-	0	0	1	0	0	6
2016	San Diego	12	11	80	54	26	2.0	8	0		1	1	1	0	1	1	0	0	1
2017	Los Angeles Chargers	7	6	51	29	22	0.0	0	2		0	0	-	0	2	0	1	0	0
2018	Los Angeles Chargers	9	9	64	41	23	0.0	0	1		1	16	16	0	2	0	0	0	0
NFL Totals		42	35	290	196	94	4.0	31	12		2	17	16	0	5	2	1	0	7

### CAREER REGULAR-SEASON SACKS (4.0)

1.0 ..... Derek Carr | 1.0 ..... Andrew Luck  
1.0 ..... Robert Griffin III | 1.0 ..... Alex Smith

### CAREER REGULAR-SEASON INTERCEPTIONS (2)

1 ..... Marcus Mariota | 1 ..... Matt Ryan

### CAREER NFL TRANSACTIONS

- 2015** Selected by San Diego Chargers in the third round (153rd overall) of NFL Draft, May 1...Signed rookie contract, May 13.
- 2017** Placed on Reserve/Injured (ankle), Sept. 4...Transitioned to Reserve/Injured; Designated for Return, Oct. 18...Activated from Reserve/Injured; Designated for Return, Nov. 7.
- 2018** Placed on Reserve/Injured (knee), Nov. 13.

### SINGLE-GAME CAREER HIGHS

#### REGULAR SEASON

**Tackles**... 15 (twice) - Last: Dec. 24, 2015 at Oakland  
**Sacks**... 1.0 (four times) - Last: Dec. 24, 2016 at Cleveland  
**Interceptions**... 1 (twice) - Last: Oct. 21, 2018 vs. Tennessee in London

# ADRIAN PHILLIPS

SAFETY

TEXAS

5-11 | 210 LBS | GARLAND, TEXAS

FREE AGENT - 2014

EXPERIENCE: 4TH NFL SEASON

5TH YEAR WITH CHARGERS



31

**2018:** Appeared in 11 games with three starts as the third S, posting 38 tackles (29 solo) and two tackles for loss...Posted an INT, the fifth of his career, and eight passes defended...Added 12 tackles on special teams...**vs. Kansas City (Sept. 9):** Finished with a solo stop, appearing on 11 defensive snaps and 21 on special teams...**at Buffalo (Sept. 16):** Saw action on 27 plays on defense and 20 on special teams...Posted two solo stops and broke up two passes...Posted an INT in the third quarter by jumping a pass intended for RB Marcus Murphy after DE Melvin Ingram III pressured QB Josh Allen...Led the team with three special teams tackles...**at Los Angeles Rams (Sept. 23):** Posted a solo tackle and registered a special teams tackle...Saw time on 16 defensive plays and 20 on special teams...**vs. San Francisco (Sept. 30):** Assisted on a tackle...Played 14 snaps on defense and 23 on special teams, participating in the 45th game of his career...**vs. Oakland (Oct. 7):** Posted six tackles (four solo)...Added a pass defended in the third quarter, diving to tip away a pass intended for RB Doug Martin on a slant-route...Played 34 defensive snaps and 19 on special teams...**at Cleveland (Oct. 14):** Made his first start of the season, opening as the third S...Posted two solo tackles and two passes defended...Broke up one of the passes in the third quarter after dropping into zone coverage, tipping a pass that nearly was intercepted...Appeared on 65 defensive plays and 20 on special teams...**vs. Tennessee (Oct. 21, Wembley Stadium):** Saw action on 40 plays on defense and a game-high 19 on special teams...Recorded five tackles (four solo), a tackle for loss and two passes defended...Preserved the one-point victory on a two-point conversion attempt with less than one minute remaining in the game by tipping away a pass intended for WR Taywan Taylor in the end zone...Posted three tackles on special teams...**at Seattle (Nov. 4):** Registered five tackles (four solo) and a tackle on special teams...

## 2018, LOS ANGELES CHARGERS

Games				Tackles						Interceptions					Fumbles		
Date	Opp.	Res.	P/S	Tot	So	As	Sk	Yd	TFL	No.	Yd	Lg	TD	PD	FF	FR	
09/09	KC	L	1/0	1	1	0	0	0	1	0	0	-	0	0	0	0	
09/16	at Buf	W	1/0	2	2	0	0	0	0	1	0	0	0	2	0	0	
09/23	at LAR	L	1/0	1	1	0	0	0	0	0	0	-	0	0	0	0	
09/30	SF	W	1/0	1	0	1	0	0	0	0	0	-	0	0	0	0	
10/07	Oak	W	1/0	6	4	2	0	0	0	0	0	-	0	1	0	0	
10/14	at Cle	W	1/1	2	2	0	0	0	0	0	0	-	0	2	0	0	
10/21	Ten*	W	1/0	5	4	1	0	0	1	0	0	-	0	2	0	0	
11/04	at Sea	W	1/1	5	4	1	0	0	0	0	0	-	0	0	0	0	
11/11	at Oak	W	1/1	8	4	4	0	0	0	0	0	-	0	1	0	0	
11/18	Den	L	1/0	4	4	0	0	0	0	0	0	-	0	0	0	0	
11/25	Ari	W	1/0	3	3	0	0	0	0	0	0	-	0	0	0	0	
12/02	at Pit																
12/09	Cin																
12/13	at KC																
12/22	Bal																
12/30	at Den																
'18 TOTALS				8-3	11/3	38	29	9	0	0	2	1	0	0	8	0	0
*Game played at Wembley Stadium in London, England.																	

\*Game played at Wembley Stadium in London, England.

Started as the third S, appearing on 65 defensive plays and 23 on special teams...**at Oakland (Nov. 11):** Played 47 snaps on defense and 18 on special teams after starting as the third S...The game marked the 50th of his career...Recorded a season-high eight tackles (four solo) and broke up a pass...Added a tackle on special teams...**vs. Denver (Nov. 18):** Appeared on 36 defensive plays and 20 on special teams...Posted two tackles on special teams and four solo stops on defense...**vs. Arizona (Nov. 25):** Recorded three solo tackles and a special teams tackle...Participated on 34 defensive plays and 21 on special teams.

## ADRIAN PHILLIPS NFL STATISTICS

Year	Team	GP	GS	- Tackles -					Yds	TFL	- Interceptions -					- Fumbles -			
				Total	Solo	Asst	Sacks				No.	Yds	Lg	TD	PD	FF	FR	Yds	ST Tackles
2014	San Diego	3	0	1	0	1	0.0	0	0	0	0	0	-	0	1	0	0	0	0
2015	San Diego	9	2	19	14	5	0.0	0	1	1	39	39	0	1	0	0	0	0	3
2016	San Diego	14	6	40	27	13	0.0	0	0	1	22	22	0	3	0	0	0	0	3
2017	Los Angeles Chargers	15	4	60	50	10	0.0	0	1	2	13	9	0	6	1	0	0	0	6
2018	Los Angeles Chargers	11	3	38	29	9	0.0	0	2	1	0	0	0	8	0	0	0	0	12
NFL Totals		52	15	158	120	38	0.0	0	4	5	74	39	0	19	1	0	0	0	24

## CAREER NFL TRANSACTIONS

- 2014** Signed by San Diego Chargers as undrafted free agent, June 16...Waived by Chargers, Aug. 30...Signed by Chargers to practice squad, Aug. 31...Released by Chargers from practice squad, Sept. 23...Signed by Chargers to practice squad, Sept. 29...Released by Chargers from practice squad, Oct. 1...Signed by Chargers to practice squad, Oct. 7...Signed to active roster, Nov. 1...Waived by Chargers, Nov. 3...Signed by Chargers to practice squad, Nov. 5...Signed to active roster, Nov. 15...Waived by Chargers, Nov. 30...Signed by Chargers to practice squad, Dec. 2...Re-signed by Chargers as free agent, Dec. 29.
- 2015** Waived by Chargers, Sept. 5...Signed by Chargers to practice squad, Sept. 6...Signed to active roster, Sept. 19...Waived by Chargers, Oct. 12...Signed by Chargers to practice squad, Oct. 14...Signed to active roster, Oct. 20...Waived by Chargers, Dec. 9...Signed by Chargers to practice squad, Dec. 11...Signed to active roster, Dec. 16.
- 2017** Re-signed by Los Angeles Chargers as exclusive rights free agent, March 22.
- 2018** Re-signed by Chargers as restricted free agent, March 14.

## CAREER REGULAR-SEASON INTERCEPTIONS (5)

- 1 ..... Josh Allen | 1 ..... Brock Osweiler  
1 ..... Drew Brees | 1 ..... Trevor Siemian  
1 ..... DeShone Kizer

## SINGLE-GAME CAREER HIGHS

### REGULAR SEASON

**Tackles** ..... 12 – Oct. 29, 2017 at New England  
**Interceptions** ..... 1 (five times) – Last: Sept. 16, 2018 at Buffalo

# DARIUS PHILON

DEFENSIVE TACKLE ARKANSAS

6-1 | 300 LBS | MOBILE, ALA.

DRAFT 6 - 2015

EXPERIENCE: 4TH NFL SEASON

4TH YEAR WITH CHARGERS



93

**2018:** Appeared in all 11 games, starting eight at DT...Registered 32 tackles (18 solo) and 4.5 tackles for loss...Posted 2.5 sacks and a pass defended...Eclipsed 100 career tackles...**vs. Kansas City (Sept. 9):** Opened the game at DT for the seventh start of his career...Appeared on 35 defensive plays and six on special teams...Finished the game with five tackles (two solo) and a tackle for loss...**at Buffalo (Sept. 16):** Assisted on a tackle after starting at DT and playing 36 defensive snaps...Added four plays on special teams...**at Los Angeles Rams (Sept. 23):** Posted a season-high six tackles (five solo) and a tackle for loss...Started at DT, playing 54 snaps on defense and six on special teams...**vs. San Francisco (Sept. 30):** Posted two solo stops while appearing on 45 defensive plays after starting at DT...Provided a block on CB Trevor Williams' 86-yard INT return in the third quarter...Contributed on five special teams snaps...**vs. Oakland (Oct. 7):** Opened the game at DT, playing 36 defensive snaps and three on special teams...Recorded three tackles (one solo), a tackle for loss and a seven-yard sack...On the sack, pushed LT Kolton Miller back into the pocket on third down before wrapping up QB Derek Carr...Earlier in the game, collapsed the pocket with DE Isaac Rochell and DE Melvin Ingram III to force Carr into a sack by Ingram...**at Cleveland (Oct. 14):** Registered four tackles (three solo) and a pass defended...Ran a stunt with Melvin Ingram and pressured QB Baker Mayfield into making an ill-advised throw on fourth-and-two for a turnover on downs...Started at DT and appeared on 52 plays on defense and two on special teams...**vs. Tennessee (Oct. 21, Wembley Stadium):** Opened the game at DT, playing 47 snaps on defense and three on special teams...Finished with five tackles (four solo), a sack and a tackle for loss...On the sack, drove back T Taylor Lewan into the pocket and shed the block to bring down QB Marcus Mariota for a four-yard loss after he stepped up in the

## 2018, LOS ANGELES CHARGERS

Games				Tackles						Interceptions					Fumbles			
Date	Opp.	Res.	P/S	Tot	So	As	Sk	Yd	TFL	No.	Yd	Lg	TD	PD	FF	FR		
09/09	KC	L	1/1	5	2	3	0	0	1	0	0	-	0	0	0	0		
09/16	at Buf	W	1/1	1	0	1	0	0	0	0	0	-	0	0	0	0		
09/23	at LAR	L	1/1	6	5	1	0	0	1	0	0	-	0	0	0	0		
09/30	SF	W	1/1	2	2	0	0	0	0	0	0	-	0	0	0	0		
10/07	Oak	W	1/1	3	1	2	1.0	7	1	0	0	-	0	0	0	0		
10/14	at Cle	W	1/1	4	3	1	0	0	0	0	0	-	0	1	0	0		
10/21	Ten*	W	1/1	5	4	1	1.0	4	1	0	0	-	0	0	0	0		
11/04	at Sea	W	1/0	2	0	2	0	0	0	0	0	-	0	0	0	0		
11/11	at Oak	W	1/0	1	0	1	0.5	5	0.5	0	0	-	0	0	0	0		
11/18	Den	L	1/0	0	0	0	0	0	0	0	0	-	0	0	0	0		
11/25	Ari	W	1/1	3	1	2	0	0	0	0	0	-	0	0	0	0		
12/02	at Pit																	
12/09	Cin																	
12/13	at KC																	
12/22	Bal																	
12/30	at Den																	
'18 TOTALS				8-3	11/8	32	18	14	2.5	16	4.5	0	0	-	0	1	0	0
*Game played at Wembley Stadium in London, England.																		

\*Game played at Wembley Stadium in London, England.

pocket...**at Seattle (Nov. 4):** Assisted on two tackles while playing 28 snaps on defense and three on special teams...**at Oakland (Nov. 11):** Split a 10-yard sack of Derek Carr with Isaac Rochell in the second quarter, powering past the block of G/T Kelechi Osemele to meet Rochell in the backfield for the sack...Ran a stunt in the fourth quarter with LB Uchenna Nwosu that ended up in Nwosu splitting a sack with DT Justin Jones...Saw action on 27 plays on defense and two on special teams...**vs. Denver (Nov. 18):** Played 26 defensive snaps and three on special teams...**vs. Arizona (Nov. 25):** Started at DT, seeing time on 21 plays on defense and three on special teams...Recorded three tackles (one solo).

## DARIUS PHILON NFL STATISTICS

Year	Team	GP	GS	- Tackles -					Yds	TFL	- Interceptions -					- Fumbles -			ST Tackles
				Total	Solo	Asst	Sacks				No.	Yds	Lg	TD	PD	FF	FR	Yds	
2015	San Diego	8	0	7	6	1	0.0	0	2		0	0	-	0	1	0	0	0	0
2016	San Diego	14	2	16	8	8	1.0	0	2		0	0	-	0	0	0	0	0	0
2017	Los Angeles Chargers	16	4	48	28	20	4.5	26	8.5		0	0	-	0	1	1	0	0	0
2018	Los Angeles Chargers	11	8	32	18	14	2.5	16	4.5		0	0	-	0	1	0	0	0	0
<b>NFL Totals</b>		<b>49</b>	<b>14</b>	<b>103</b>	<b>60</b>	<b>43</b>	<b>8.0</b>	<b>42</b>	<b>17</b>		<b>0</b>	<b>0</b>	<b>-</b>	<b>0</b>	<b>3</b>	<b>1</b>	<b>0</b>	<b>0</b>	<b>0</b>

### CAREER REGULAR-SEASON SACKS (7.5)

1.0	Tom Brady	1.0	Marcus Mariota
1.0	Robert Griffin III	1.0	Carson Wentz
1.0	DeShone Kizer	0.5	Derek Carr
1.0	Eli Manning		

### CAREER NFL TRANSACTIONS

**2015** Selected by San Diego Chargers in the sixth round (192nd overall) of NFL Draft, May 2...Signed rookie contract, May 13...Placed on Reserve/Injured; Designated for Return (hip), Oct. 17...Activated from Reserve/Injured; Designated for Return, Dec. 12.

### SINGLE-GAME CAREER HIGHS

#### REGULAR SEASON

**Tackles**..... 7 - Dec. 31, 2017 vs. Oakland  
**Sacks**..... 1.0 (seven times) - Last: Oct. 21, 2018 vs. Tennessee in London

# MIKE POUNCEY

CENTER

FLORIDA

6-5 | 298 LBS | ARDMORE, OKLA.

FREE AGENT - 2018

EXPERIENCE: 8TH NFL SEASON

1ST YEAR WITH CHARGERS



53

**2018:** Started all 11 games at C...Part of a line that protected QB Philip Rivers to pass Hall of Fame QB Fran Tarkenton for the sixth-most career TD passes in NFL history, Hall of Fame QB John Elway for the eighth-most passing yards in league annals and Hall of Fame QB Terry Bradshaw to tie New York Giants QB Eli Manning for the 11th-most regular-season victories by a QB...Gave Rivers time to post two games with 400-plus yards, four with 300-plus yards and four of three-TD contests...Blocked to help Rivers set a team mark with multiple TD passes in every game this season and 12-straight dating back to 2017, becoming the fourth QB in history to have multiple TD passes in the first 11 games to open a season...Protected Rivers to post the most efficient game in NFL history, setting all-time marks for single-game consecutive completions (25) and single-game completion percentage with at least 20 pass attempts (96.6)...Kept Rivers upright to throw 13 TD passes in the first five games, 15 in the first six contests and 17 in the team's first seven games, tying for the most in his career through five, six and seven games, respectively, to start a season...Blocked for the NFL's No. 6 offense, posting 402.0 yards-per-game...Contributed on a line that blocked for a rushing attack that posted over 100 yards in five of the first six games, including each of the first four...Blocked for RB Melvin Gordon III to become the sixth Charger to reach 3,000 career rushing yards and post three 100-yard games...Paved the way for Gordon to record the first five-game streak with at least one scrimmage TD and 120-plus yards from scrimmage in a decade (RB Jamaal Charles, 2007)...**vs. Kansas City (Sept. 9):** Started at C and played all 82 snaps on offense...Blocked for the offense to total a Week 1-high 541 net yards, including 123 on the ground...Protected Philip Rivers to throw for 424 yards and three TDs for a 103.7 passer rating...**at Buffalo (Sept. 16):** Opened the game at C, playing all 57 offensive snaps...Kept Philip Rivers upright to complete 85.2 percent of his passes for 256 yards and three TDs (143.2 passer rating)...

It marked Rivers' 54th three-TD performance (second of the season) and the fifth-best single-game passer rating of his career (min. 20 attempts)...Paved the way for an offense that rushed for 100-plus yards for the second time in as many weeks...Blocked for RB Austin Ekeler to record a single-game career-high 77 rushing yards and for Melvin Gordon to match a career best with three total TDs (one rushing, two receiving)...Blocked S Jordan Poyer at the line of scrimmage to help spring Gordon free on his 20-yard TD run...**at Los Angeles Rams (Sept. 23):** Protected Philip Rivers to throw for 226 yards and two TDs, registering a 105.7 passer rating...Blocked for an offense that posted a season-high 141 rushing yards on 20 carries (7.1 avg.)...Provided a sealing block for Austin Ekeler to post a game-long 32-yard carry in the third quarter...Appeared on all 52 offensive plays after starting at C...**vs. San Francisco (Sept. 30):** Opened the game at C and played all 68 offensive snaps...Blocked for Melvin Gordon to record his first 100-yard rushing game of the season, finishing with 104 yards...It marked the fourth-straight contest where the offense posted at least 100 rushing yards...Protected Philip Rivers to throw for three TDs...**vs. Oakland (Oct. 7):** Started at C and played all 64 snaps on offense...Provided time for Philip Rivers to throw for 339 yards and register a 143.4 passer rating, the best rating of his career against Oakland...Pulled to the left in front of Melvin Gordon to block CB Gareon Conley, helping spring Gordon for a game-long 16-yard gain...**at Cleveland (Oct. 14):** Started at C and played 42 offensive snaps, marking career game played and career start No. 100...Paved the way for the offense to register 449 yards of offense, including 246 on the ground, which was the most by a Chargers offense since 2008...Blocked for Melvin Gordon to post a single-game career high three rushing TDs, including a key block on Gordon's second TD of the day...Protected Philip Rivers to reach 15 TDs on the year, tying for the most of his career through the first six games of a season...Combined with T Sam Tevi to block DB Jabrill Peppers on



a 16-yard screen pass to WR Keenan Allen in the second quarter...**vs. Tennessee (Oct. 21, Wembley Stadium):** Provided time for Philip Rivers to throw two TDs and 306 yards, registering a 137.7 passer rating, his sixth rating of 100-plus for the year...The two TDs put Rivers at 17 for the season, tying for the most through the first seven games of a season in his career...Blocked OLB Sharif Finch to spring Austin Ekeler free for an 11-yard gain in the third quarter...Started at C, playing all 44 snaps on offense...**at Seattle (Nov. 4):** Played all 51 offensive snaps after opening the game at C...Blocked for Melvin Gordon to post his third 100-yard rushing output of the season, registering a TD and 113 yards on 16 attempts (7.1 avg.)...Protected Philip Rivers to throw for two TDs, 228 yards and a 105.9 passer rating...Provided time for Rivers to record his seventh game of the season with a passer rating over 100, the most through the first eight games of a season in his career...**at Oakland (Nov. 11):** Blocked for Melvin Gordon to post 165 yards from scrimmage and a TD for the fifth-straight game, the longest streak since 2007 (Jamaal Charles)...Protected Philip Rivers to throw for two TDs and 223 yards (105.1 passer rating) for his eighth game of 2018 with a passer rating of 100-plus for the most of his career through nine games

in a season...Played all 56 snaps on offense, starting at C...**vs. Denver (Nov. 18):** Started at C, playing all 77 offensive snaps...Provided time for Philip Rivers to throw for 401 yards, his 11th career 400-yard output, and two TDs, his team-record 11th-straight game with multiple TD passes (dating back to 2017)...Paved the way for Melvin Gordon to post his sixth-straight game with at least 120 yards from scrimmage...**vs. Arizona (Nov. 25):** Appeared on 56 offensive snaps after opening at C...Helped keep Philip Rivers upright to record the most efficient game in NFL history, setting all-time marks for single-game consecutive completions (25) and single-game completion percentage with at least 20 pass attempts (96.6)...Protected Rivers to become the fourth-ever QB to post multiple TD passes in each of the first 11 games to open a season, with the game marking the 56th three-TD game of Rivers' career...Part of a line that paved the way for a rushing attack to post 178 yards...Blocked LB Haason Reddick to help Melvin Gordon score on a 28-yard carry in the second quarter.

### MIKE POUNCEY NFL GAMES

Year	Team	GP	GS
2011	Miami.....	16	16
2012	Miami.....	16	16
2013	Miami.....	14	14
2014	Miami.....	12	12
2015	Miami.....	14	14
2016	Miami.....	5	5
2017	Miami.....	16	16
2018	Los Angeles Chargers.....	11	11
<b>NFL Totals</b> .....		<b>104</b>	<b>104</b>

### CAREER NFL TRANSACTIONS

<b>2011</b>	Selected by Miami Dolphins in the first round (15th overall) of NFL Draft, April 28...Signed rookie contract, July 30.
<b>2014</b>	Had fifth-year team option exercised on rookie contract by Dolphins, April 29.
<b>2015</b>	Signed contract extension, April 13.
<b>2016</b>	Placed on Reserve/Injured (hip), Dec. 13.
<b>2018</b>	Released by Dolphins, March 15...Signed by Los Angeles Chargers as free agent, March 19.



# HAYES PULLARD

LINEBACKER SOUTHERN CALIFORNIA

6-0 | 235 LBS | INGLEWOOD, CALIF.

WAIVERS (JACKSONVILLE) - 2017

EXPERIENCE: 4TH NFL SEASON

2ND YEAR WITH CHARGERS



# 50

**2018:** Saw action in four games, posting four tackles (three solo) and a tackle for loss...Added two special teams tackles...**at Seattle (Nov. 4):** Made his season debut, contributing on seven special teams snaps and registering a tackle on special teams...**at Oakland (Nov. 11):** Saw action on 16 defensive plays in place of injured LB Denzel Perryman, totaling two solo stops...Contributed on 12 plays on special teams and posted a special teams tackle...**vs. Denver (Nov. 18):** Appeared on six plays on special teams...**vs. Arizona (Nov. 25):** Posted two tackles (one solo)...Played six snaps on defense and eight on special teams.

## 2018, LOS ANGELES CHARGERS

Date	Opp.	Res.	Games		Tackles							Interceptions					Fumbles	
			P/S	Tot	So	As	Sk	Yd	TFL	No.	Yd	Lg	TD	PD	FF	FR		
09/09	KC	L	0/0															
09/16	at Buf	W	0/0															
09/23	at LAR	L	0/0															
09/30	SF	W	0/0															
10/07	Oak	W	0/0															
10/14	at Cle	W	0/0															
10/21	Ten*	W	0/0															
11/04	at Sea	W	1/0	0	0	0	0	0	0	0	0	-	0	0	0	0		
11/11	at Oak	W	1/0	2	2	0	0	0	1	0	0	-	0	0	0	0		
11/18	Den	L	1/0	0	0	0	0	0	0	0	0	-	0	0	0	0		
11/25	Ari	W	1/0	2	1	1	0	0	0	0	0	-	0	0	0	0		
12/02	at Pit																	
12/09	Cin																	
12/13	at KC																	
12/22	Bal																	
12/30	at Den																	
'18 TOTALS				8-3	4/0	4	3	1	0.0	0	1	0	0	-	0	0	0	

\*Game played at Wembley Stadium in London, England.

## HAYES PULLARD NFL STATISTICS

		- Tackles -								- Interceptions -					- Fumbles -			
Year	Team	GP	GS	Total	Solo	Asst	Sacks	Yds	TFL	No.	Yds	Lg	TD	PD	FF	FR	Yds	ST Tackles
2015	Jacksonville.....	8	2	19	13	6	0.0	0	1	0	0	-	0	0	0	0	0	5
2016	Jacksonville.....	16	0	5	3	2	0.0	0	0	0	0	-	0	0	0	0	0	3
2017	Los Angeles Chargers.....	13	10	79	53	26	0.0	0	2	1	1	1	0	1	0	1	0	3
2018	Los Angeles Chargers.....	4	0	4	3	1	0.0	0	1	0	0	-	0	0	0	0	0	2
NFL Totals.....		41	12	107	72	35	0.0	0	4	1	1	1	0	1	0	1	0	13

### CAREER NFL TRANSACTIONS

- 2015** Selected by Cleveland Browns in the seventh round (219th overall) of NFL Draft, May 2 (pick acquired from New England along with a third-round selection for Browns' fourth, fifth and sixth-round picks... Signed rookie contract, May 18...Waived by Browns, Sept. 5...Signed by Browns to practice squad, Sept. 6...Signed by Jacksonville Jaguars to active roster from Browns' practice squad, Oct. 28.
- 2017** Waived by Jaguars, Sept. 3...Claimed off waivers by Los Angeles Chargers, Sept. 4.
- 2018** Waived by Chargers, Sept. 2...Signed by Chargers as free agent, Oct. 30.

### CAREER REGULAR-SEASON INTERCEPTIONS (1)

1 ..... Derek Carr

### SINGLE-GAME CAREER HIGHS

#### REGULAR SEASON

**Tackles**..... 13 - Oct. 29, 2017 at New England  
**Interceptions**..... 1 - Oct. 15, 2017 at Oakland

# SCOTT QUESSENBERRY


CENTER/GUARD WESTERN KENTUCKY

6-4 | 310 LBS | LA COSTA, CALIF.

DRAFT 5 - 2018

EXPERIENCE: ROOKIE

1ST YEAR WITH CHARGERS



61

**2018:** Appeared in 10 games and was inactive for another...**vs. Kansas City (Sept. 9):** Inactive (healthy scratch)...**at Buffalo (Sept. 16):** Made his NFL debut, appearing on five special teams plays...**at Los Angeles Rams (Sept. 23):** Saw action on four special teams snaps...**vs. San Francisco (Sept. 30):** Appeared on a career-high six special teams plays...**vs. Oakland (Oct. 7):** Contributed on six plays on special teams...**at Cleveland (Oct. 14):** Appeared on 18 plays on offense for the first offensive action of his career...Provided a block for RB Austin Ekeler on a 20-yard carry in the fourth quarter...On special teams, contributed on six snaps...**vs. Tennessee (Oct. 21, Wembley Stadium):** Played four snaps on special teams...**at Seattle (Nov. 4):** Saw action on four special teams plays...**at Oakland (Nov. 11):** Participated on four plays on special teams...**vs. Denver (Nov. 18):** Played on five special teams snaps...**vs. Arizona (Nov. 25):** Participated on 13 plays on offense and 10 on special teams, including seeing time on field goal block.

## SCOTT QUESSENBERRY NFL GAMES

Year	Team	GP	GS
2018	Los Angeles Chargers.....	10	0

## CAREER NFL TRANSACTIONS

**2017** Selected by Los Angeles Chargers in the fifth round (155th overall) of NFL Draft, April 28...Signed rookie contract, May 11.

# JEFF RICHARDS

CORNERBACK EMPORIA STATE

6-2 | 210 LBS | DEL CITY, OKLA.

FREE AGENT - 2018

EXPERIENCE: 1ST NFL SEASON

2ND YEAR WITH CHARGERS



29

**2018:** Saw action in three games and was inactive another after spending time on the Chargers' and Tampa Bay's practice squads... Posted a special teams tackle...**at Seattle (Nov. 4):** Made his NFL debut, contributing on 11 plays on special teams...**at Oakland (Nov. 11):** Played nine special teams snaps, recording a tackle on special teams for his first NFL statistic...**vs. Denver (Nov. 18):** Appeared on 12 plays on special teams...**vs. Arizona (Nov. 25):** Inactive (healthy scratch).

## 2018, LOS ANGELES CHARGERS

Date	Opp.	Games		Tackles							Interceptions					Fumbles	
		Res.	P/S	Tot	So	As	Sk	Yd	TFL	No.	Yd	Lg	TD	PD	FF	FR	
09/09	KC	L	0/0	– Not With Team –													
09/16	at Buf	W	0/0	– Not With Team –													
09/23	at LAR	L	0/0	– Not With Team –													
09/30	SF	W	0/0	– Not With Team –													
10/07	Oak	W	0/0	– Not With Team –													
10/14	at Cle	W	0/0	– Practice Squad –													
10/21	Ten*	W	0/0	– Practice Squad –													
11/04	at Sea	W	1/0	0	0	0	0	0	0	0	0	-	0	0	0	0	
11/11	at Oak	W	1/0	0	0	0	0	0	0	0	0	-	0	0	0	0	
11/18	Den	L	1/0	0	0	0	0	0	0	0	0	-	0	0	0	0	
11/25	Ari	W	0/0	– Inactive –													
12/02	at Pit																
12/09	Cin																
12/13	at KC																
12/22	Bal																
12/30	at Den																
'18 TOTALS				8-3	3/0	0	0	0	0	0	0	0	-	0	0	0	0

\*Game played at Wembley Stadium in London, England.

## JEFF RICHARDS NFL STATISTICS

Year	Team	GP	GS	- Tackles -				Yds	TFL	- Interceptions -					- Fumbles -			
				Total	Solo	Asst	Sacks			No.	Yds	Lg	TD	PD	FF	FR	Yds	ST Tackles
2018	Los Angeles Chargers	3	0	0	0	0	0.0	0	0	0	0	-	0	0	0	0	0	1

## CAREER NFL TRANSACTIONS

- 2017** Signed by Carolina Panthers as free agent, Jan. 3...Waived by Panthers, Sept. 2...Claimed off waivers by Los Angeles Chargers, Sept. 3...Waived by Chargers, Sept. 11...Signed by Chargers to practice squad, Sept. 13.
- 2018** Re-signed by Chargers, Jan. 2...Waived by Chargers, Sept. 1...Signed by Tampa Bay Buccaneers to practice squad, Sept. 11...Released by Buccaneers from practice squad, Sept. 25...Signed by Chargers to practice squad, Oct. 9...Signed to active roster, Nov. 3.

# PHILIP RIVERS

QUARTERBACK TEXAS A&M

6-5 | 228 LBS | DECATUR, ALA.

TRADE (N.Y. GIANTS) - 2004

EXPERIENCE: 15TH NFL SEASON

15TH YEAR WITH CHARGERS



# 17

**2018:** Opened all 11 games at QB to extend his team-record streak of consecutive regular-season starts to 203, the longest active streak in the NFL, becoming the ninth player since at least 1970 and fourth QB in history to reach that mark...Completed 239 passes on 344 attempts (69.5 pct.) for 3,119 yards and 26 TDs with six INTs (115.7 passer rating)...Led the team to eight wins, bringing his career regular-season total to 114 victories to pass Hall of Fame QB Terry Bradshaw and tie New York Giants QB Eli Manning for 11th all-time...Against San Francisco, orchestrated the 25th fourth quarter comeback of his career...Posted the most efficient game in NFL history in a victory over the Cardinals, setting all-time marks for single-game consecutive completions (25) and single-game completion percentage with at least 20 pass attempts (96.6)...Broke a tie with Hall of Fame QB Fran Tarkenton (342) for sole possession of sixth on the all-time TD passes list, increasing his career total to 368 TDs...Surpassed Hall of Fame QB John Elway (51,475) for No. 8 on the NFL's career passing yards list...Topped 400 yards twice to bring his career total to 11 performances of 400-plus passing yards...Extended his streaks for seasons with 25-plus TD passes (11 seasons) and 3,000 passing yards (13 seasons), good for the second-longest and fourth-longest, respectively, in NFL history...Eclipsed 300-plus yards in four games, giving him 61 career 300-yard games...Posted four games with three passing TDs, bringing his career total to 56 games with three-plus TD passes...Threw multiple TD passes in each game of the season, the only QB to do so in 2018 and fourth QB ever in each of the first 11 games of a season (Green Bay QB Aaron Rodgers in 2011, QB Peyton Manning in 2004 and Hall of Fame QB Johnny Unitas in 1959)...Set a team mark with 12-straight multi-TD contests dating back to 2017...Extended his streak of games with a TD pass to 24 straight...Became just the third QB in NFL history to throw multiple TD passes and register a passer rating of at least 95.0 in each of the first nine games of a season (New England QB Tom Brady in 2007 and Rodgers in 2011)...Tied a career best with 17 TD passes through the first seven games of a season (2014)...With 15 TD passes through six games, tied his 2013 season for the most TD passes through six games in a season for his career...His 13 TD passes through five games tied for the most in the first five games of a season for his career (2013)...Became the sixth-ever QB to register 400 career completions of 25-plus yards...With two TD passes of 50-plus yards against the Titans, became the third QB of the season (Tampa Bay QB Ryan Fitzpatrick and Kansas City QB Patrick Mahomes) to post multiple TD passes of 50-plus yards in a single game...**vs. Kansas City (Sept. 9):** Started at QB in the season opener for the 13th-straight season, extending his regular-season game starts streak to 193 games...Completed 34 passes on 51 attempts (66.7 pct.) for 424 yards and three TDs with an INT (103.7 passer rating)...Found RB Austin Ekeler in the second quarter for a 13-yard TD for career TD pass No. 343 to break a tie with Fran Tarkenton (342) for sole possession of sixth all-time...The 424 yards were his most in a Week 1 game and his sixth-best single-game output of his career...His performance brought him to 10 400-yard games, 58 300-yard contests and 53 three-TD games...On the first score, stood tall in the pocket despite pressure to launch a pass over LB Anthony Hitchens to Ekeler in the front, left corner of the end zone...In the fourth quarter, extended a scoring drive on third-and-five by per-

2018, LOS ANGELES CHARGERS												
Date	Opp.	Res.	Games P/S	Att	Cmp	Pct.	Yards	TD	Int	Lg	Sk	Rating
09/09	KC	L	1/1	51	34	66.7	424	3	1	30	1	103.7
09/16	at Buf	W	1/1	27	23	85.2	256	3	0	25	2	143.2
09/23	at LAR	L	1/1	30	18	60.0	226	2	0	42t	1	105.7
09/30	SF	W	1/1	39	25	64.1	250	3	1	24	1	97.2
10/07	Oak	W	1/1	27	22	81.5	339	2	0	48	1	143.4
10/14	at Cle	W	1/1	20	11	55.0	207	2	1	45t	1	103.5
10/21	Ten*	W	1/1	26	19	73.1	306	2	0	75t	2	137.7
11/04	at Sea	W	1/1	26	13	50.0	228	2	0	54	2	105.9
11/11	at Oak	W	1/1	26	18	69.2	223	2	1	66t	1	105.1
11/18	Den	L	1/1	43	28	65.1	401	2	2	32	3	91.3
11/25	Ari	W	1/1	29	28	96.6	259	3	0	27	4	138.4
12/02	at Pit											
12/09	Cin											
12/13	at KC											
12/22	Bal											
12/30	at Den											
<b>'18 TOTALS</b>			<b>8-3 11/11</b>	<b>344</b>	<b>239</b>	<b>69.5</b>	<b>3,119</b>	<b>26</b>	<b>6</b>	<b>75t</b>	<b>19</b>	<b>115.7</b>

\*Game played at Wembley Stadium in London, England.

fectly placing a ball to WR Mike Williams on a seam-route for a 25-yard gain...Five plays later, floated a ball to WR Keenan Allen in the front, right corner of the end zone for his second TD pass of the day after Allen pulled a double-move to get by CB Orlando Scandrick...After buying time by rolling to his right, fired his third TD pass of the day on a four-yard strike to WR Tyrell Williams in the back, right corner of the end zone...**at Buffalo (Sept. 16):** Led the Bolts to a win, giving him 107 career regular-season victories to tie Terry Bradshaw for 12th all-time...Completed 23 passes on 27 attempts (85.2 pct.) for 256 yards and three TDs for a 143.2 passer rating, marking the fifth-best single-game passer rating of his career (min. 20 attempts)...The three TDs came in the first half, his seventh time of his career...The scores marked his second three-TD game of the season and the 54th of his career...Threw for 178 yards and the three scores in the first half on 15-of-16 passing (93.8 pct.) for a 152.6 passer rating, including posting completions on his first seven attempts of the game for 96 yards and two TDs (perfect 158.3 passer rating)...Found WR Mike Williams for the first TD catch of his career on a seam-route in the first quarter, stepping up in the pocket and standing tall despite pressure...Perfectly placed a ball to Mike Williams later in the first quarter in the soft spot of the zone defense to move the chains on third-and-12...On his second TD pass, ran a play-action pass with RB Melvin Gordon III before finding Gordon open in space in the right flat for a nine-yard score...Found Gordon later in the second quarter for his third TD pass of the day, hitting the RB on a swing pass on third-and-goal despite tight coverage by LB Matt Milano...**at Los Angeles Rams (Sept. 23):** Threw for 226 yards and two TDs on 18-of-30 passing (60.0 pct.) for a 105.7 passer rating, marking his third-straight game with a rating above 100 to open the season...The two scores brought him to 350 career TD passes...Held on a PAT...Threw his first TD to Mike Williams over the top of CBs Marcus Peters and Aqib Talib for 42 yards after running play-action with Melvin Gordon...Found Mike Williams again in the third quarter on a flag-route for a 20-yard score on fourth-and-two...In the second quarter, side-stepped the pass rush to find TE Antonio Gates for a 27-yard gain on third-and-four...Three plays later, stood tall in the pocket and floated a pass to Keenan Allen down the left sideline on third-and-17 for 25 yards with CB Sam Shields and S Lamaricus Joyner in tight coverage...**vs. San**



**Francisco (Sept. 30):** Appeared in career game No. 200, starting at QB to extend his team-record streak to 196-consecutive games... Completed 25 passes on 39 attempts (64.1 pct.) for 250 yards and three TDs with an INT (97.2 passer rating), marking his third three-TD performance of the season... Bounced back from an early INT to lead the Bolts to a come-from-behind victory in the fourth quarter, marking his 25th career fourth quarter comeback win and the 108th regular-season win of his career for sole possession of No. 12 in NFL history, breaking a tie with Terry Bradshaw... Passed John Elway (51,475) for No. 8 on the all-time passing yardage list... Found Gates wide open in the back, right corner of the end zone in the first quarter after LB Reuben Foster and CB Ahkello Witherspoon bit on an underneath route by Melvin Gordon... The score marked the 88th TD between them and, at 38 years, 104 days, made Gates the oldest TE in NFL history to catch a TD pass... Threw his second TD on a 22-yard pass to Austin Ekeler in the second quarter, floating the ball down the right sideline to Ekeler, who was defended in single-man coverage by LB Fred Warner... That TD made Ekeler the first undrafted RB with five-plus TD catches in his first two seasons since 1966... Registered the third score in the third quarter, finding Gordon open in the right flat for a six-yard score... **vs. Oakland (Oct. 7):** Completed 81.5 percent of his passes (22-of-27) for 339 yards and two TDs (143.4 passer rating) to record his second 300-yard performance of the season (59th of his career)... The 143.4 rating was the highest of his career against the Raiders and ranked fourth in his career (min. 25 attempts)... Recorded the best completion percentage (81.5) of his career against the Raiders... Increased his season total to 13 TDs, tying for the most in his career through a season's first five games (2013)... Threw his first TD of the day in the second quarter after bobbling a snap and recovering to find Austin Ekeler in the left flat, who turned upfield for a 44-yard catch-and-run... Hit TE Virgil Green on a screen pass in the fourth quarter by floating the ball over the arms of DE Arden Key for a 13-yard TD... Made a play in the third quarter to move the chains, buying time by rolling to his right on third-and-11 before finding Antonio Gates for a 16-yard gain down the sideline... **at Cleveland (Oct. 14):** Threw for 207 yards and two TDs with an INT on 11-of-20 passing (55.0 pct.) for a 103.5 passer rating... Became the 12th QB in NFL history to reach 110 career regular-season victories... Eclipsed 400 career completions to go for 25-plus yards to become the sixth-ever QB to do so... The two scores brought him to 76 since the start of 2016, the most in the NFL... They also marked 15 TD passes this season, tying 2013 as the most through the first six games in a season for his career... Hit Tyrell Williams on back-to-back plays of 44 and 45 yards for a two-play scoring drive in the second quarter for his first TD... Threw his second TD to Tyrell Williams later in the second quarter, putting the ball in a spot for Williams to high-point the football with DB Denzel Ward tight in coverage... **vs. Tennessee (Oct. 21, Wembley Stadium):** Started career game No. 199, throwing for 306 yards and two TDs on 19-of-26 passing (73.1 pct.) for a 137.7 passer rating... Led the team to the 111th regular-season victory of his career, improving to 27-0 in games where he has a passer rating of 137.0 or better... Recorded the 60th 300-yard performance of his career... Hit Tyrell Williams on a go-route down the left sideline for a 75-yard score on the first offensive play from scrimmage, marking the first TD on the team's first offensive play of the day following a kickoff since Nov. 18, 2001 (WR Curtis Conway's 67-yard TD run on a reverse)... Opened the scoring in the second half with a 55-yard strike to Mike Williams on a deep corner-route... In the fourth quarter, perfectly placed a seven-yard pass to a diving Keenan Allen to convert a third-and-four with CB Logan Ryan in tight coverage... **at Seattle (Nov. 4):** Reached career start No. 200, becoming the 10th player since 1970, and fourth QB ever, to reach that mark... Led the team to his 112th regular-season victory, tying Eli Manning for 11th all-time... Completed 13 passes on 26 attempts (50.0 pct.) for 228 yards and two TDs (105.9 passer rating)... The 105.9

rating marked his seventh of the season of at least 100, marking the most games with a rating of 100-plus through the first eight games of a season in his career... On his first score, hit Tyrell Williams in the front left corner of the end zone on a back-shoulder fade despite tight coverage from CB Tre Flowers for a 12-yard TD... Found Mike Williams on a perfectly timed hitch-route along the left sideline in the second quarter that Williams took for a 30-yard score... **at Oakland (Nov. 11):** Completed 18 passes on 26 attempts (69.2 pct.) for 223 yards and two TDs with an INT (105.9 passer rating), marking his eighth game of the season with a passer rating of 100-plus... Became just the third QB in NFL history (Tom Brady in 2007 and Aaron Rodgers in 2011) to throw multiple TD passes and register a passer rating of at least 95.0 in each of the first nine games of a season... Extended his streak of games with a TD pass to 22, the third-longest in team history... Found Keenan Allen for his first TD pass on an 11-yard score in the front right corner of the end zone at the end of the first half... Opened the second half by floating a pass over a blitzing defense to Melvin Gordon, who took the pass for a career-long 66-yard catch-and-run for a TD... Extended his starting streak to 201 games, playing all 56 snaps on offense and leading the team to his 113th regular-season victory... **vs. Denver (Nov. 18):** Tied G Randall McDaniel with his 202nd-straight start for the ninth-longest streak since at least 1970... Posted 401 passing yards and two TDs with two INTs while completing 65.1 percent of his passes (28-of-43) for a 91.3 passer rating... Set a single-game career high when playing Denver with the 401 passing yards... Became the only QB this season to throw multiple TDs in every game... Dating back to 2017, extended his team-record streak of multi-TD games to 11 contests... On the team's opening drive, stood tall in the face of pressure on third-and-six to hit Keenan Allen on a post-route for 27 yards... Threw a jump ball down the right sideline to Mike Williams in the second quarter on third-and-four that went to the Denver four-yard line for a 29-yard gain... Plays later, found Allen wide open in the back of the end zone for his first TD pass of the day... Threw his second TD of the game in the third quarter to Antonio Gates on a flag-route on the left side of the end zone for six yards... Kept that scoring drive alive earlier with a block on S Darian Stewart on a 17-yard reverse run by Austin Ekeler... **vs. Arizona (Nov. 25):** Completed all but one pass attempt (28-of-29) for a record-setting 96.6 completion percentage (min. 20 attempts)... Completed the first 25 attempts of the day, setting the all-time record for most single-game consecutive completions and tying Miami QB Ryan Tannehill (25 over a two-game stretch in 2015) for the most consecutive completions over any point in league history... Threw for 259 yards and three TDs (138.4 passer rating) for the 56th three-TD performance of his career... Extended his streak of games with a TD pass to 24 consecutive and his multi-TD streak to 12 contests, including the first 11 of the season to become just the fourth QB ever to achieve that mark... Finished the first half a perfect 19-of-19 for 187 yards and two TDs (142.8 passer rating), the first time in his career without an incompleting in the first half... Completed the 25th-straight pass of the day on his third TD pass, buying time by rolling to his right before perfectly placing the ball to Keenan Allen along the right sideline of the end zone for a four-yard score... Hit Mike Williams on a pair of TD passes in the second quarter in the left side of the end zone, with a nine-yard score coming on a flag-route and a two-yard score on a fade-route... Perfectly placed a ball to TE Sean Culkin for his first career catch on a wheel-route along the left sideline between the coverage of CB Leonard Johnson and S Antoine Bethea.



## PHILIP RIVERS NFL STATISTICS

Year	Team	GP	GS	- Passing -										- Rushing -					
				Att	Cmp	Pct.	Yards	Y/A	TD	Int	Lg	Sk	Lost	Rating	Att	Yds	Avg.	Lg	TD
2004	San Diego	2	0	8	5	62.5	33	4.1	1	0	13t	1	10	110.9	4	-5	-1.3	-1	0
2005	San Diego	2	0	22	12	54.5	115	5.2	0	1	22	3	16	50.4	1	-1	-1.0	-1	0
2006	San Diego	16	16	460	284	61.7	3,388	7.4	22	9	57t	27	144	92.0	48	49	1.0	15	0
2007	San Diego	16	16	460	277	60.2	3,152	6.9	21	15	49t	22	163	82.4	29	33	1.1	10	1
2008	San Diego	16	16	478	312	65.3	4,009	8.4	34	11	67	25	151	105.5	31	84	2.7	11	0
2009	San Diego	16	16	486	317	65.2	4,254	8.8	28	9	81t	25	167	104.4	26	50	1.9	15	1
2010	San Diego	16	16	541	357	66.0	4,710	8.7	30	13	59t	38	227	101.8	29	52	1.8	14	0
2011	San Diego	16	16	582	366	62.9	4,624	7.9	27	20	58	30	198	88.7	26	36	1.4	15	1
2012	San Diego	16	16	527	338	64.1	3,606	6.8	26	15	80t	49	311	88.6	24	40	1.5	11	0
2013	San Diego	16	16	544	378	69.5	4,478	8.2	32	11	60t	30	150	105.5	27	72	2.6	18	0
2014	San Diego	16	16	570	379	66.5	4,286	7.5	31	18	59	36	189	93.8	37	102	2.8	17	0
2015	San Diego	16	16	661	437	66.1	4,792	7.2	29	13	80t	40	264	93.8	17	28	1.6	8	0
2016	San Diego	16	16	578	349	60.4	4,386	7.6	33	21	59	36	188	87.9	14	35	2.5	10	0
2017	Los Angeles Chargers	16	16	575	360	62.6	4,515	7.9	28	10	75t	18	120	96.0	18	-2	-0.1	8	0
2018	Los Angeles Chargers	11	11	344	239	69.5	3,119	9.1	26	6	57t	19	115	115.7	14	-1	-0.1	7	0
NFL Totals		207	203	6,836	4,410	64.5	53,467	7.8	368	172	81t	399	2,413	95.9	349	572	1.6	18	3
POSTSEASON																			
Year	Team	GP	GS	Att	Cmp	Pct.	Yards	Y/A	TD	Int	Lg	Sk	Lost	Rating	No.	Yds	Avg.	Lg	TD
2006	San Diego	1	1	32	14	43.8	230	7.2	0	1	58	3	26	55.5	3	3	1.0	2	0
2007	San Diego	3	3	86	52	60.5	767	8.9	4	4	56t	2	14	85.8	4	-2	-0.5	1	0
2008	San Diego	2	2	71	41	57.7	525	7.4	3	2	62t	8	60	83.4	2	13	6.5	12	0
2009	San Diego	1	1	40	27	67.5	298	7.5	1	2	37	2	15	76.9	3	4	1.3	3	1
2013	San Diego	2	2	43	30	69.8	345	8.0	3	0	49	5	29	116.9	5	14	2.8	6	0
NFL Totals		9	9	272	164	60.3	2,165	8.0	11	9	62t	20	144	85.2	17	32	1.9	12	1

### RIVERS' REGULAR-SEASON RECORD AS A STARTER

Category	Games	Wins	Losses	Ties	Win Pct.
Overall	203	114	89	0	.562
Home	102	65	37	0	.637
Road	101	49	52	0	.485
vs. AFC West	76	42	34	0	.553
In December/January	58	39	19	0	.672
After October	108	67	41	0	.620
300-Plus Passing Yards	61	33	28	0	.541
400-Plus Passing Yards	11	4	7	0	.364
Three-Plus TD Passes	56	41	15	0	.732
Four-Plus TD Passes	9	6	3	0	.667
100-Plus Passer Rating	94	77	17	0	.819
110-Plus Passer Rating	67	57	10	0	.851
120-Plus Passer Rating	47	42	5	0	.894
130-Plus Passer Rating	28	28	0	0	1.000

### CAREER NFL TRANSACTIONS

<b>2004</b>	Selected by New York Giants in the first round (fourth overall) of NFL Draft, April 24...Traded by Giants along with the Giants' third-round selection as well as first and fifth-round selections in the 2005 NFL Draft to San Diego Chargers for QB Eli Manning, April 24...Signed rookie contract, Aug. 23.
<b>2009</b>	Signed contract extension, Aug. 24.
<b>2015</b>	Signed contract extension, Aug. 15.

### SINGLE-GAME CAREER HIGHS

#### REGULAR SEASON

<b>Passing Attempts</b>	65 – Oct. 18, 2015 at Green Bay
<b>Completions</b>	43 – Oct. 18, 2015 at Green Bay
<b>Completion Percentage (min. 20 att.)</b>	96.6 – Nov. 25, 2018 vs. Arizona* *NFL Single-Game Record
<b>Passing Yards</b>	503 – Oct. 18, 2015 at Green Bay
<b>Longest Pass</b>	81t – Sept. 20, 2009 vs. Baltimore
<b>Passing Touchdowns</b>	4 (nine times) – Last: Oct. 9, 2016 at Oakland
<b>Interceptions</b>	4 (twice) – Last: Nov. 13, 2016 vs. Miami
<b>Passer Rating (min. 20 att.)</b>	150.5 – Dec. 16, 2010 vs. San Francisco

#### POSTSEASON

<b>Passing Attempts</b>	40 – Jan. 17, 2010 vs. N.Y. Jets
<b>Completions</b>	27 – Jan. 17, 2010 vs. N.Y. Jets
<b>Completion Percentage (min. 20 att.)</b>	67.5 – Jan. 17, 2010 vs. N.Y. Jets
<b>Passing Yards</b>	308 – Jan. 11, 2009 at Pittsburgh
<b>Longest Pass</b>	62t – Jan. 11, 2009 at Pittsburgh
<b>Passing Touchdowns</b>	3 (twice) – Last: Jan. 11, 2009 at Pittsburgh
<b>Interceptions</b>	2 (twice) – Last: Jan. 17, 2010 vs. N.Y. Jets
<b>Passer Rating (min. 20 att.)</b>	115.8 – Jan. 12, 2014 at Denver

# ISAAC ROCHELL

DEFENSIVE END BRIGHAM YOUNG

6-4 | 280 LBS | McDONOUGH, GA.

DRAFT 7 - 2017

EXPERIENCE: 1ST NFL SEASON

2ND YEAR WITH CHARGERS



98

**2018:** Appeared in all 11 games with three starts at DE...Recorded 30 tackles (17 solo), 4.5 sacks and 6.5 tackles for loss...Posted his first pass defended on the first INT of his career, returning the pick four yards...Registered two tackles on special teams...**vs. Kansas City (Sept. 9):** Made the first start of his career at DE...Appeared on 51 defensive plays and 10 on special teams...Posted four tackles (two solo)...**at Buffalo (Sept. 16):** Posted a career-high six tackles (five solo) on 40 defensive snaps...Opened the game at DE and added nine plays on special teams...**at Los Angeles Rams (Sept. 23):** Started at DE, playing 56 snaps on defense and 10 on special teams...Finished with five tackles (two solo)...**vs. San Francisco (Sept. 30):** Saw action on 27 defensive snaps and 16 on special teams...In the fourth quarter, registered the first INT of his career, returning it four yards...On the play, picked off an errant pass that was forced by S Derwin James hitting QB C.J. Beathard as he threw...**vs. Oakland (Oct. 7):** Recorded a six-yard sack of QB Derek Carr in the fourth quarter...On the play, collapsed the pocket with DT Justin Jones before bringing down Carr...Contributed to a sack early in the game, pressuring Carr with DT Darius Philon and DE Melvin Ingram III, forcing Carr into a sack by Ingram...Saw time on 27 defensive snaps and 15 on special teams...**at Cleveland (Oct. 14):** Posted a five-yard sack for the third of his career...Beat the blocking of OL Chris Hubbard to collapse the pocket and get to QB Baker Mayfield...Recorded two tackles (one solo), playing 40 snaps on defense and 20 on special teams...**vs. Tennessee (Oct. 21, Wembley Stadium):** Assisted on a tackle and registered a tackle on special teams...Contributed on 29 defensive plays and 16 on special teams...**at Seattle (Nov. 4):** Saw action on 43 plays on defense and eight on special teams, finishing with three tackles (two solo)...Posted a tackle for loss on a 13-yard sack in the third quarter...Took down QB Russell Wilson after beating the block of G/T Germain Ifedi when

## 2018, LOS ANGELES CHARGERS

Date	Opp.	Res.	Games P/S	Tackles						Interceptions					Fumbles	
				Tot	So	As	Sk	Yd	TFL	No.	Yd	Lg	TD	PD	FF	FR
09/09	KC	L	1/1	4	2	2	0	0	0	0	0	-	0	0	0	0
09/16	at Buf	W	1/1	6	5	1	0	0	0	0	0	-	0	0	0	0
09/23	at LAR	L	1/1	5	2	3	0	0	0	0	0	-	0	0	0	0
09/30	SF	W	1/0	0	0	0	0	0	0	1	4	4	0	1	0	0
10/07	Oak	W	1/0	1	1	0	1.0	6	1	0	0	-	0	0	0	0
10/14	at Cle	W	1/0	2	1	1	1.0	5	1	0	0	-	0	0	0	0
10/21	Ten*	W	1/0	1	0	1	0	0	0	0	0	-	0	0	0	0
11/04	at Sea	W	1/0	3	2	1	1.0	13	1	0	0	-	0	0	0	0
11/11	at Oak	W	1/0	2	1	1	1.5	13	1.5	0	0	-	0	0	0	0
11/18	Den	L	1/0	1	0	1	0	0	0	0	0	-	0	0	0	0
11/25	Ari	W	1/0	5	3	2	0	0	2	0	0	-	0	0	0	0
12/02	at Pit															
12/09	Cin															
12/13	at KC															
12/22	Bal															
12/30	at Den															
<b>'18 TOTALS</b>				<b>8-3</b>	<b>11/3</b>	<b>30</b>	<b>17</b>	<b>13</b>	<b>4.5</b>	<b>37</b>	<b>6.5</b>	<b>1</b>	<b>4</b>	<b>4</b>	<b>0</b>	<b>1</b>

\*Game played at Wembley Stadium in London, England.

Wilson was forced to step up into the pocket by LB Uchenna Nwosu...**at Oakland (Nov. 11):** Saw action on 28 plays on defense and six on special teams, leading all players with a career-high 1.5 sacks...Totaled two tackles (one solo)...Split a 10-yard sack with Darius Philon in the second quarter, meeting Philon in the backfield to bring down Derek Carr after speeding past T Brandon Parker...Recorded his solo tackle in the third quarter, beating a block attempt by T Kolton Miller to drop Carr for an eight-yard loss...**vs. Denver (Nov. 18):** Assisted on a tackle and appeared on 22 defensive plays while also seeing time on 12 special teams snaps...**vs. Arizona (Nov. 25):** Finished with five tackles (three solo) and two tackles for loss...Played 21 snaps on defense and six on special teams.

## ISAAC ROCHELL NFL STATISTICS

Year	Team	GP	GS	- Tackles -					Yds	TFL	- Interceptions -					- Fumbles -			
				Total	Solo	Asst	Sacks				No.	Yds	Lg	TD	PD	FF	FR	Yds	ST Tackles
2017	Los Angeles Chargers	3	0	5	4	1	1.0		4	2	0	0	0	0	0	0	0	0	0
2018	Los Angeles Chargers	11	3	30	17	13	4.5		37	6.5	1	4	4	0	1	0	0	0	2
<b>NFL Totals</b>		<b>14</b>	<b>3</b>	<b>35</b>	<b>21</b>	<b>14</b>	<b>5.5</b>		<b>41</b>	<b>8.5</b>	<b>1</b>	<b>4</b>	<b>4</b>	<b>0</b>	<b>1</b>	<b>0</b>	<b>0</b>	<b>0</b>	<b>2</b>

### CAREER REGULAR-SEASON SACKS (5.5)

2.5 ..... Derek Carr | 1.0 ..... Bryce Petty | 1 ..... C.J. Beathard  
1.0 ..... Baker Mayfield | 1.0 ..... Russell Wilson

### CAREER REGULAR-SEASON INTERCEPTIONS (1)

### CAREER NFL TRANSACTIONS

**2017** Selected by Los Angeles Chargers in the seventh round (225th overall) of NFL Draft, April 29...Signed rookie contract, May 11...Waived by Chargers, Sept. 13...Signed by Chargers to practice squad, Sept. 14...Signed to active roster, Dec. 12.

### SINGLE-GAME CAREER HIGHS

#### REGULAR SEASON

**Tackles** ..... 6 – Sept. 16, 2018 at Buffalo  
**Sacks** ..... 1.5 – Nov. 11, 2018 at Oakland  
**Interceptions** ... 1 – Sept. 30, 2018 vs. San Francisco

# MICHAEL SCHOFIELD III

GUARD/TACKLE      OKLAHOMA STATE

6-6 | 301 LBS | ORLAND PARK, ILL.

WAIVERS (DENVER) - 2017

EXPERIENCE: 5TH NFL SEASON

2ND YEAR WITH CHARGERS



**2018:** Started all 11 games at RG...Part of a line that protected QB Philip Rivers to pass Hall of Fame QB Fran Tarkenton for the sixth-most career TD passes in NFL history, Hall of Fame QB John Elway for the eighth-most passing yards in league annals and Hall of Fame QB Terry Bradshaw to tie New York Giants QB Eli Manning for the 11th-most regular-season victories by a QB...Gave Rivers time to post two games with 400-plus yards, four with 300-plus yards and four of three-TD contests...Blocked to help Rivers set a team mark with multiple TD passes in every game this season and 12-straight dating back to 2017, becoming the fourth QB in history to have multiple TD passes in the first 11 games to open a season...Protected Rivers to post the most efficient game in NFL history, setting all-time marks for single-game consecutive completions (25) and single-game completion percentage with at least 20 pass attempts (96.6)...Kept Rivers upright to throw 13 TD passes in the first five games, 15 in the first six contests and 17 in the team's first seven games, tying for the most in his career through five, six and seven games, respectively, to start a season...Blocked for the NFL's No. 6 offense, posting 402.0 yards-per-game...Contributed on a line that blocked for a rushing attack that posted over 100 yards in five of the first six games, including each of the first four...Blocked for RB Melvin Gordon III to become the sixth Charger to reach 3,000 career rushing yards and post three 100-yard games...Paved the way for Gordon to record the first five-game streak with at least one scrimmage TD and 120-plus yards from scrimmage in a decade (RB Jamaal Charles, 2007)...Appeared on 55 special teams plays...**vs. Kansas City (Sept. 9):** Started at RG and played all 82 snaps on offense...Blocked for the offense to total a Week 1-high 541 net yards, including 123 on the ground...Protected Philip Rivers to throw for 424 yards and three TDs for a 103.7 passer rating...**at Buffalo (Sept. 16):** Opened the game at RG, playing all 57 offensive snaps...Kept Philip Rivers upright to complete 85.2 percent of his passes for 256 yards

and three TDs (143.2 passer rating)...It marked Rivers' 54th three-TD performance (second of the season) and the fifth-best single-game passer rating of his career (min. 20 attempts)...Paved the way for an offense that rushed for 100-plus yards for the second time in as many weeks...Blocked for RB Austin Ekeler to record a single-game career-high 77 rushing yards and for Melvin Gordon to match a career best with three total TDs (one rushing, two receiving)...**at Los Angeles Rams (Sept. 23):** Protected Philip Rivers to throw for 226 yards and two TDs, registering a 105.7 passer rating...Blocked for an offense that posted a season-high 141 rushing yards on 20 carries (7.1 avg.)...Provided a sealing block for Austin Ekeler to post a game-long 32-yard carry in the third quarter...Appeared on all 52 offensive plays after starting at RG...**vs. San Francisco (Sept. 30):** Opened the game at RG and played all 68 offensive snaps...Blocked for Melvin Gordon to record his first 100-yard rushing game of the season, finishing with 104 yards...It marked the fourth-straight contest where the offense posted at least 100 rushing yards...Protected Philip Rivers to throw for three TDs...**vs. Oakland (Oct. 7):** Started at RG and played all 64 snaps on offense...Provided time for Philip Rivers to throw for 339 yards and register a 143.4 passer rating, the best rating of his career against Oakland...Got outside to block CB Leon Hall on a 34-yard screen-pass to Melvin Gordon...**at Cleveland (Oct. 14):** Started at RG and played 53 offensive snaps, marking his 50th game played and 40th start of his career...Paved the way for the offense to register 449 yards of offense, including 246 on the ground, which was the most by a Chargers offense since 2008...Blocked for Melvin Gordon to post a single-game career high three rushing TDs, including a key block on Gordon's second TD of the day...Protected Philip Rivers to reach 15 TDs on the year, tying for the most of his career through the first six games of a season...**vs. Tennessee (Oct. 21, Wembley Stadium):** Provided time for Philip Rivers to throw two TDs and 306 yards, registering a 137.7 passer rat-

ing, his sixth rating of 100-plus for the year...The two TDs put Rivers at 17 for the season, tying for the most through the first seven games of a season in his career...Started at RG, playing all 44 snaps on offense...**at Seattle (Nov. 4):** Played all 51 offensive snaps after opening the game at RG...Blocked for Melvin Gordon to post his third 100-yard rushing output of the season, registering a TD and 113 yards on 16 attempts (7.1 avg.)...Protected Philip Rivers to throw for two TDs, 228 yards and a 105.9 passer rating...Provided time for Rivers to record his seventh game of the season with a passer rating over 100, the most through the first eight games of a season in his career...**at Oakland (Nov. 11):** Blocked for Melvin Gordon to post 165 yards from scrimmage and a TD for the fifth-straight game, the longest streak since 2007 (Jamaal Charles)...Protected Philip Rivers to throw for two TDs and 223 yards (105.1 passer rating) for his eighth game of 2018 with a passer rating of 100-plus for the most of his career through nine games in a season...Played all 56 snaps on offense, starting at RG...**vs. Denver (Nov. 18):** Started at RG and played all 77 offensive snaps...Provided time for Philip Rivers to throw for 401 yards, his 11th career 400-yard output, and two TDs, his team-record 11th-straight game with multiple

TD passes (dating back to 2017)...Paved the way for Melvin Gordon to post his sixth-straight game with at least 120 yards from scrimmage...**vs. Arizona (Nov. 25):** Appeared on all 69 offensive snaps after opening at RG...Helped keep Philip Rivers upright to record the most efficient game in NFL history, setting all-time marks for single-game consecutive completions (25) and single-game completion percentage with at least 20 pass attempts (96.6)...Protected Rivers to become the fourth-ever QB to post multiple TD passes in each of the first 11 games to open a season, with the game marking the 56th three-TD game of Rivers' career...Part of a line that paved the way for a rushing attack to post 178 yards.

### MICHAEL SCHOFIELD III NFL GAMES

Year	Team	GP	GS
2014	Denver	0	0
2015	Denver	13	13
2016	Denver	16	16
2017	Los Angeles Chargers	15	5
2018	Los Angeles Chargers	11	11
<b>NFL Totals</b>		<b>55</b>	<b>45</b>

#### POSTSEASON

Year	Team	GP	GS
2015	Denver	3	3

*Inactive for Broncos' 16 regular-season games in 2014.  
Inactive for Broncos' two games during 2014 postseason.*

### CAREER NFL TRANSACTIONS

- 2014** Selected by Denver Broncos in the third round (95th overall) of NFL Draft, May 9...Signed rookie contract, June 3.
- 2017** Waived by Broncos, Sept. 2...Claimed off waivers by Los Angeles Chargers, Sept. 3.
- 2018** Re-signed by Chargers as unrestricted free agent, March 14.

# TRENT SCOTT

TACKLE GRAMBLING STATE

6-5 | 320 LBS | HUNTSVILLE, ALA.

FREE AGENT - 2018

EXPERIENCE: ROOKIE

1ST YEAR WITH CHARGERS



68

**2018:** Appeared in four games with one start at RT...Was inactive five contests and dressed but did not participate in another after being promoted to the active roster...Part of a line that protected QB Philip Rivers to pass Hall of Fame QB John Elway for the eighth-most passing yards in league annals and Hall of Fame QB Terry Bradshaw for the 12th-most regular-season victories by a QB...Blocked for RB Melvin Gordon III to become the sixth Charger to reach 3,000 career rushing yards...**at Buffalo (Sept. 16):** Was part of the 46-man active roster, but did not participate...**at Los Angeles Rams (Sept. 23):** Made his NFL debut, playing three snaps on offense...**vs. San Francisco (Sept. 30):** Played 35 offensive snaps and six on special teams after replacing T Russell Okung, who had departed with a groin injury...Was part of a

line to block for the offense to post its fourth-straight contest with at least 100 rushing yards...**vs. Oakland (Oct. 7):** Made the first start of his career at RT and played all 64 snaps on offense...Provided time for Philip Rivers to throw for 339 yards and register a 143.4 passer rating, the best rating of his career against Oakland...Contributed on six special teams plays...**at Cleveland (Oct. 14):** Played seven snaps on offense and six on special teams...**vs. Tennessee (Oct. 21, Wembley Stadium):** Inactive (healthy scratch).

## TRENT SCOTT NFL GAMES

Year	Team	GP	GS
2018	Los Angeles Chargers	4	1

## CAREER NFL TRANSACTIONS

**2018** Signed by Los Angeles Chargers as undrafted free agent, May 11...Waived by Chargers, Sept. 1...Signed by Chargers to practice squad, Sept. 2...Signed to active roster, Sept. 15.



# GENO SMITH

QUARTERBACK WEST VIRGINIA

6-3 | 221 LBS | LAKEMONT, GA.

UFA (N.Y. GIANTS) - 2018

EXPERIENCE: 6TH NFL SEASON

1ST YEAR WITH CHARGERS



# 3

**2018:** Appeared in three games...Dressed but did not play in eight others...Completed an eight-yard pass on four attempts (25.0 pct.) for a 39.6 passer rating...Carried the ball six times for four yards (0.7 avg.)...**vs. Kansas City (Sept. 9):** Dressed as the team's second QB, but did not see any action...**at Buffalo (Sept. 16):** Appeared on an offensive snap to take a knee on the game's final play, registering -1 rushing yards on the play...**at Los Angeles Rams (Sept. 23):** Active as the backup QB, but did not see any action...**at Cleveland (Oct. 14):** Saw action on seven offensive plays, completing an eight-yard pass on his only attempt (100.0 passer rating)...**vs. Tennessee (Oct. 21, Wembley Stadium):** Dressed as the team's second QB, but did not see any action...**vs. Arizona (Nov. 25):** Attempted three passes...Carried the ball three times for seven yards (2.3 avg.), including a nine-yard scramble...Saw action on 13 snaps in the fourth quarter.

2018, LOS ANGELES CHARGERS														
Date	Opp.	Res.	Games P/S	Att	Cmp	Pct.	Passing Yards	TD	Int	Lg	Sk	Rating		
09/09	KC	L	0/0				- Did Not Play -							
09/16	at Buf	W	1/0	0	0	-	0	0	0	-	0	-		
09/23	at LAR	L	0/0				- Did Not Play -							
09/30	SF	W	0/0				- Did Not Play -							
10/07	Oak	W	0/0				- Did Not Play -							
10/14	at Cle	W	1/0	1	1	100.0	8	0	0	8	0	100.0		
10/21	at Ten*	W	0/0				- Did Not Play -							
11/04	at Sea	W	0/0				- Did Not Play -							
11/11	at Oak	W	0/0				- Did Not Play -							
11/18	Den	L	0/0				- Did Not Play -							
11/25	Ari	W	1/0	3	0	0.0	0	0	0	-	0	39.6		
12/02	at Pit													
12/09	Cin													
12/13	at KC													
12/22	Bal													
12/30	at Den													
<b>'18 TOTALS</b>			<b>8-3</b>	<b>3/0</b>	<b>4</b>	<b>1</b>	<b>25.0</b>	<b>8</b>	<b>0</b>	<b>0</b>	<b>8</b>	<b>0</b>	<b>39.6</b>	

\*Game played at Wembley Stadium in London, England.

## GENO SMITH NFL STATISTICS

Year	Team	GP	GS	- Passing -										- Rushing -					
				Att	Cmp	Pct.	Yards	Y/A	TD	Int	Lg	Sk	Lost	Rating	Att	Yds	Avg.	Lg	TD
2013	New York Jets	16	16	443	247	55.8	3,046	6.9	12	21	69t	43	315	66.5	72	366	5.1	32	6
2014	New York Jets	14	13	367	219	59.7	2,525	6.9	13	13	74t	28	175	77.5	59	238	4.0	18	1
2015	New York Jets	1	0	42	27	64.3	265	6.3	2	1	28	3	19	87.9	2	34	17.0	29	0
2016	New York Jets	2	1	14	8	57.1	126	9.0	1	1	69t	3	19	81.3	2	9	4.5	7	0
2017	New York Giants	2	1	36	21	58.3	212	5.9	1	0	47	3	12	84.5	4	12	3.0	10	0
2018	Los Angeles Chargers	3	0	4	1	25.0	8	2.0	0	0	8	0	0	39.6	6	4	0.7	9	0
NFL Totals		38	31	906	523	57.7	6,182	6.8	29	36	74t	80	540	72.7	145	663	4.6	32	7

## CAREER NFL TRANSACTIONS

- 2013** Selected by New York Jets in the second round (39th overall) of NFL Draft, April 26...Signed rookie contract, July 22.
- 2016** Placed on Reserve/Injured (knee), Oct. 26.
- 2017** Signed by New York Giants as unrestricted free agent, March 20.
- 2018** Signed Los Angeles Chargers as unrestricted free agent, April 1.

## SINGLE-GAME CAREER HIGHS

### REGULAR SEASON

- Passing Attempts** ... 43 (twice) - Last: Oct. 12, 2014 vs. Denver
- Completions** ... 27 - Nov. 1, 2015 at Oakland
- Completion Percentage (min. 20 att.)** ... 82.1 - Sept. 7, 2014 vs. Oakland
- Passing Yards** ... 358 - Dec. 28, 2014 at Miami
- Longest Pass** ... 74t - Dec. 28, 2014 at Miami
- Passing Touchdowns** ... 3 (twice) - Last: Dec. 28, 2014 at Miami
- Interceptions** ... 3 (three times) - Last: Oct. 26, 2014 vs. Buffalo
- Passer Rating (min. 20 att.)** ... 158.3 - Dec. 28, 2014 at Miami

# DAMION SQUARE

NOSE TACKLE      CENTRAL MICHIGAN

6-2 | 293 LBS | HOUSTON, TEXAS

WAIVERS (KC) - 2017

EXPERIENCE: 6TH NFL SEASON

5TH YEAR WITH CHARGERS



**2018:** Played in 11 games with seven starts at DE and one at NT, setting a single-season career high for starts (eight)...Recorded 41 tackles (16 solo) and two passes defended...Posted a single-season career-high three sacks and five tackles for loss...**vs. Kansas City (Sept. 9):** Saw action on 24 defensive snaps and six on special teams...Finished the contest with three tackles (one solo) and a pass defended...Broke up the pass by batting down the ball at the line of scrimmage...**at Buffalo (Sept. 16):** Split a sack with DE Melvin Ingram III to record the half-sack for 5.5 yards when both players beat their blockers and met in the backfield to bring Allen down for an 11-yard loss...Appeared on 24 plays on defense and four on special teams...**at Los Angeles Rams (Sept. 23):** Assisted on three tackles while seeing action on 27 defensive plays and six on special teams...**vs. San Francisco (Sept. 30):** Registered his first start of the season at DE, playing 35 defensive snaps and five on special teams...Finished with four tackles (three solo), a tackle for loss and a pass defended...Recorded the tackle for loss in the second quarter when he burst through the offensive line to wrap up RB Matt Breida for a two-yard loss...Forced an incomplete pass early in the second half when he came untouched on a blitz and hit QB C.J. Beathard, forcing an overthrown pass...**vs. Oakland (Oct. 7):** Posted four tackles (one solo) while appearing on 27 defensive plays after opening the game at DE...**at Cleveland (Oct. 14):** Started DE and played 37 snaps on defense...Recorded four tackles (two solo)...On back-to-back plays in the first quarter, posted 1.5 sacks for 1.5 tackles for loss, splitting his second with S Derwin James...On his full sack, powered past OL Chris Hubbard to take down QB Baker Mayfield...**vs. Tennessee (Oct. 21, Wembley Stadium):** Started his fourth game at DE, seeing time on 44 defensive snaps...Posted four tackles (two solo)...**at Seattle (Nov. 4):** Finished with six tackles (three solo) and two tackles for loss...Posted a three-yard sack, giving him a career-high three for the season...On the play,

Date	Opp.	Res.	Games		Tackles						Interceptions					Fumbles	
			P/S		Tot	So	As	Sk	Yd	TFL	No.	Yd	Lg	TD	PD	FF	FR
09/09	KC	L	1/0		3	1	2	0	0	0	0	0	-	0	1	0	0
09/16	at Buf	W	1/0		1	0	1	0.5	5.5	0.5	0	0	-	0	0	0	0
09/23	at LAR	L	1/0		3	0	3	0	0	0	0	0	-	0	0	0	0
09/30	SF	W	1/1		4	3	1	0	0	1	0	0	-	0	1	0	0
10/07	Oak	W	1/1		4	1	3	0	0	0	0	0	-	0	0	0	0
10/14	at Cle	W	1/1		4	2	2	1.5	5	1.5	0	0	-	0	0	0	0
10/21	Ten*	W	1/1		4	2	2	0	0	0	0	0	-	0	0	0	0
11/04	at Sea	W	1/1		6	3	3	1.0	3	2	0	0	-	0	0	0	0
11/11	at Oak	W	1/1		3	0	3	0	0	0	0	0	-	0	0	0	0
11/18	Den	L	1/1		6	2	4	0	0	0	0	0	-	0	0	0	0
11/25	Ari	W	1/1		3	2	1	0	0	0	0	0	-	0	0	0	0
12/02	at Pit																
12/09	Cin																
12/13	at KC																
12/22	Bal																
12/30	at Den																
<b>'18 TOTALS</b>			<b>8-3</b>	<b>11/8</b>	<b>41</b>	<b>16</b>	<b>25</b>	<b>3.0</b>	<b>13.5</b>	<b>5</b>	<b>0</b>	<b>0</b>	<b>-</b>	<b>0</b>	<b>2</b>	<b>0</b>	<b>0</b>

\*Game played at Wembley Stadium in London, England.

pulled an inside swim move on C Joey Hunt to bring down QB Russell Wilson as he stepped up in the pocket...Started at DE and played 38 defensive snaps...**at Oakland (Nov. 11):** Assisted on three tackles after opening the game at DE...In the fourth quarter, ran a stunt with DT Justin Jones that resulted in Jones splitting a sack with LB Uchenna Nwosu...Participated on 35 plays on defense...**vs. Denver (Nov. 18):** Opened the game at DE, playing 36 snaps on defense and three on special teams...Tied a season high with six tackles (two solo)...**vs. Arizona (Nov. 25):** Started at NT, his first of the season on the interior defensive line...Played 28 snaps on defense and three on special teams...Posted three tackles (two solo).

## DAMION SQUARE NFL STATISTICS

Year	Team	GP	GS	- Tackles -					TFL	- Interceptions -					- Fumbles -			ST Tackles
				Total	Solo	Asst	Sacks	Yds		No.	Yds	Lg	TD	PD	FF	FR	Yds	
2013	Philadelphia	10	0	10	3	7	0.0	0	1	0	0	-	0	1	0	0	0	0
2014	Kansas City	0	0	0	0	0	0.0	0	0	0	0	-	0	0	0	0	0	0
2014	San Diego	0	0	0	0	0	0.0	0	0	0	0	-	0	0	0	0	0	0
2015	San Diego	6	1	6	6	0	0.0	0	0	0	0	-	0	0	0	1	0	0
2016	San Diego	11	7	31	13	18	2.5	16.5	6	0	0	-	0	0	0	0	0	0
2017	Los Angeles Chargers	16	0	45	19	26	0.0	0	1	0	0	-	0	3	0	1	0	0
2018	Los Angeles Chargers	11	8	41	16	25	3.0	13.5	5	0	0	-	0	2	0	0	0	0
<b>NFL Totals</b>		<b>54</b>	<b>16</b>	<b>133</b>	<b>57</b>	<b>76</b>	<b>5.5</b>	<b>30</b>	<b>13</b>	<b>0</b>	<b>0</b>	<b>-</b>	<b>0</b>	<b>6</b>	<b>0</b>	<b>2</b>	<b>0</b>	<b>0</b>
Year	Team	GP	GS	- Tackles -					TFL	- Interceptions -					- Fumbles -			ST Tackles
				Total	Solo	Asst	Sacks	Yds		No.	Yds	Lg	TD	PD	FF	FR	Yds	
2013	Philadelphia	1	0	1	1	0	0.0	0	0	0	0	-	0	0	0	0	0	0

### CAREER NFL TRANSACTIONS

<b>2013</b>	Signed by Philadelphia Eagles as undrafted free agent, April 29.
<b>2014</b>	Waived by Eagles, Aug. 30...Claimed off waivers by Kansas City Chiefs, Aug. 31...Waived by Chiefs, Nov. 1...Claimed off waivers by San Diego Chargers, Nov. 3.
<b>2015</b>	Waived by Chargers, Sept. 5...Signed by Chargers to practice squad, Sept. 6...Signed to active roster, Nov. 4.
<b>2016</b>	Re-signed by Chargers as unrestricted free agent, March 11...Placed on Reserve/Suspended by Commissioner, Sept. 3...Suspension lifted and given exempt status by Commissioner, Oct. 3...Activated from exempt status, Oct. 10.
<b>2017</b>	Re-signed by Los Angeles Chargers as unrestricted free agent, March 10.

### CAREER REGULAR-SEASON SACKS (5.5)

<b>2.0</b> . . . . . Robert Griffin III	<b>0.5</b> . . . . . Josh Allen
<b>1.5</b> . . . . . Baker Mayfield	<b>0.5</b> . . . . . Brock Osweiler
<b>1.0</b> . . . . . Russell Wilson	

### SINGLE-GAME CAREER HIGHS

#### REGULAR SEASON

**Tackles** . . . 7 (twice) – Last: Dec. 24, 2016 at Cleveland  
**Sacks** . . . . . 2.0 – Dec. 24, 2016 at Cleveland

#### POSTSEASON

**Tackles** . . . . . 1 – Jan. 4, 2014 vs. New Orleans

# SAM TEVI

TACKLE

UTAH

6-5 | 315 LBS | EULESS, TEXAS

DRAFT 6 - 2017

EXPERIENCE: 2ND NFL SEASON

2ND YEAR WITH CHARGERS



69

**2018:** Started 10 games at RT after playing in relief of T Joe Barksdale in the season opener due to injury...Part of a line that protected QB Philip Rivers to pass Hall of Fame QB Fran Tarkenton for the sixth-most career TD passes in NFL history, Hall of Fame QB John Elway for the eighth-most passing yards in league annals and Hall of Fame QB Terry Bradshaw to tie New York Giants QB Eli Manning for the 11th-most regular-season victories by a QB...Gave Rivers time to post two games with 400-plus yards, four with 300-plus yards and four of three-TD contests...Blocked to help Rivers set a team mark with multiple TD passes in every game this season and 12-straight dating back to 2017, becoming the fourth QB in history to have multiple TD passes in the first 11 games to open a season...Protected Rivers to post the most efficient game in NFL history, setting all-time marks for single-game consecutive completions (25), and single-game completion percentage with at least 20 pass attempts (96.6)...Kept Rivers upright to throw 13 TD passes in the first five games, 15 in the first six contests and 17 in the team's first seven games, tying for the most in his career through five, six and seven games, respectively, to start a season...Blocked for the NFL's No. 6 offense, posting 402.0 yards-per-game...Contributed on a line that blocked for a rushing attack that posted over 100 yards in five of the first six games, including each of the first four...Blocked for RB Melvin Gordon III to become the sixth Charger to reach 3,000 career rushing yards and post three 100-yard games...Paved the way for Gordon to record the first five-game streak with at least one scrimmage TD and 120-plus yards from scrimmage in a decade (RB Jamaal Charles, 2007)...Appeared on 55 special teams plays...**vs. Kansas City (Sept. 9):** Saw action at RT on 67 snaps after Joe Barksdale departed with a knee injury...Blocked for the offense to total a Week 1-high 541 net yards, including 123 on the ground...Protected Philip Rivers to throw for 424 yards and three TDs for a 103.7 passer rating...**at Buffalo (Sept. 16):** Opened the game at RT, playing all 57 offensive snaps...Kept Philip Rivers upright to complete 85.2 percent of his

passes for 256 yards and three TDs (143.2 passer rating)...It marked Rivers' 54th three-TD performance (second of the season) and the fifth-best single-game passer rating of his career (min. 20 attempts)...Paved the way for an offense that rushed for 100-plus yards for the second time in as many weeks...Blocked for RB Austin Ekeler to record a single-game career-high 77 rushing yards and for Melvin Gordon to match a career best with three total TDs (one rushing, two receiving)...**at Los Angeles Rams (Sept. 23):** Protected Philip Rivers to throw for 226 yards and two TDs, registering a 105.7 passer rating...Blocked for an offense that posted a season-high 141 rushing yards on 20 carries (7.1 avg.)...Appeared on all 52 offensive plays after starting at RT...Also saw action at LT...**vs. San Francisco (Sept. 30):** Opened the game at RT and also saw time at LT, playing all 68 offensive snaps...Blocked for Melvin Gordon to record his first 100-yard rushing game of the season, finishing with 104 yards...It marked the fourth-straight contest where the offense posted at least 100 rushing yards...Protected Philip Rivers to throw for three TDs...Provided a key block in the fourth quarter for Gordon to run off tackle to the left for a 34-yard gain to the San Francisco four-yard line...**vs. Oakland (Oct. 7):** Started at LT and played all 64 snaps on offense...Provided time for Philip Rivers to throw for 339 yards and register a 143.4 passer rating, the best rating of his career against Oakland...Provided downfield blocking in the fourth quarter for TE Virgil Green to score a 13-yard TD on a screen pass...**at Cleveland (Oct. 14):** Started at RT and played all 60 offensive snaps, seeing action in the 20th game of his career...Paved the way for the offense to register 449 yards of offense, including 246 on the ground, which was the most by a Chargers offense since 2008...Blocked for Melvin Gordon to post a single-game career high three rushing TDs, including key blocks on Gordon's first and second TDs of the day...Protected Philip Rivers to reach 15 TDs on the year, tying for the most of his career through the first six games of a season...Combined with C Mike Pouncey to block DB Jabrill Peppers on a 16-yard screen pass

to WR Keenan Allen in the second quarter...**vs. Tennessee (Oct. 21, Wembley Stadium):** Provided time for Philip Rivers to throw two TDs and 306 yards, registering a 137.7 passer rating, his sixth rating of 100-plus for the year...The two TDs put Rivers at 17 for the season, tying for the most through the first seven games of a season in his career...Started at RT, playing 34 snaps on offense...**at Seattle (Nov. 4):** Played 40 offensive snaps after opening the game at RT...Blocked for Melvin Gordon to post his third 100-yard rushing output of the season, registering a TD and 113 yards on 16 attempts (7.1 avg.)...Threw a lead block on S Bradley McDougald to help Gordon get into the end zone on his 34-yard carry in the second quarter...Protected Philip Rivers to throw for two TDs, 228 yards and a 105.9 passer rating...Provided time for Rivers to record his seventh game of the season with a passer rating over 100, the most through the first eight games of a season in his career...**at Oakland (Nov. 11):** Blocked for Melvin Gordon to post 165 yards from scrimmage and a TD for the fifth-straight game, the longest streak since 2007 (Jamaal Charles)...Protected Philip Rivers to throw for two TDs and 223 yards (105.1 passer rating) for his eighth game of 2018 with a passer rating of 100-plus for the most

of his career through nine games in a season...Played all 37 snaps on offense, starting at RT...**vs. Denver (Nov. 18):** Started at RT and played 42 offensive snaps, platooning with Joe Barksdale...Provided time for Philip Rivers to throw for 401 yards, his 11th career 400-yard output, and two TDs, his team-record 11th-straight game with multiple TD passes (dating back to 2017)...Paved the way for Melvin Gordon to post his sixth-straight game with at least 120 yards from scrimmage...**vs. Arizona (Nov. 25):** Appeared on 35 offensive snaps after opening at RT...Helped keep Philip Rivers upright to record the most efficient game in NFL history, setting all-time marks for single-game consecutive completions (25) and single-game completion percentage with at least 20 pass attempts (96.6)...Protected Rivers to become the fourth-ever QB to post multiple TD passes in each of the first 11 games to open a season, with the game marking the 56th three-TD game of Rivers' career...Part of a line that paved the way for a rushing attack to post 178 yards...Blocked S Antoine Bethea to help Melvin Gordon score on a 28-yard carry in the second quarter.

### SAM TEVI NFL GAMES

Year	Team	GP	GS
2017	Los Angeles Chargers	14	1
2018	Los Angeles Chargers	11	10
<b>NFL Totals</b>		<b>25</b>	<b>11</b>

### CAREER NFL TRANSACTIONS

**2017** Selected by Los Angeles Chargers in the sixth round (190th overall) of NFL Draft, April 29...Signed rookie contract, May 11.



# COLE TONER

CENTER/GUARD HARVARD

6-5 | 310 LBS | GREENWOOD, IND.

FREE AGENT - 2017

EXPERIENCE: 2ND NFL SEASON

2ND YEAR WITH CHARGERS



**2018:** Appeared in a game on special teams and was inactive 10 others...**vs. Kansas City (Sept. 9):** Made his Chargers debut...Saw action on four plays on special teams...**at Buffalo (Sept. 16):** Inactive (healthy scratch).

## COLE TONER NFL GAMES

Year	Team	GP	GS
2016	Arizona.....	2	0
2018	Los Angeles Chargers.....	1	0
<b>NFL Totals.....</b>		<b>3</b>	<b>0</b>

*On practice squad for Bengals, Patriots and Chargers in 2017.*

## CAREER NFL TRANSACTIONS

- 2016** Selected by Arizona Cardinals with the second of two picks in the fifth round (170th overall) of NFL Draft, April 30 (compensatory pick)...Signed rookie contract, May 6.
- 2017** Waived by Cardinals, Sept. 2...Signed by Cincinnati Bengals to practice squad, Sept. 4...Released by Bengals from practice squad, Sept. 29...Signed by New England Patriots to practice squad, Oct. 9...Released by Patriots from practice squad, Oct. 12...Signed by Los Angeles Chargers to practice squad, Nov. 7.
- 2018** Re-signed by Chargers, Jan. 2

# DEREK WATT

FULLBACK

WISCONSIN

6-2 | 234 LBS | PEWAUKEE, WIS.

DRAFT 6 - 2016

EXPERIENCE: 3RD NFL SEASON

3RD YEAR WITH CHARGERS



34

**2018:** Played in all 11 games with three starts at FB...Posted three carries for three yards (1.0 avg.)...Recorded three tackles on special teams...**vs. Kansas City (Sept. 9):** Appeared on 24 special teams plays and seven on offense...Rushed for a one-yard gain to move the chains on third down in the second quarter...Pulled to the right on a play at the end of the first quarter and blocked DB Ron Parker to spring RB Melvin Gordon III free for an 18-yard rush...**at Buffalo (Sept. 16):** Appeared on seven snaps on offense and 16 on special teams...Made a block on LB Ramon Humber to spring Melvin Gordon free for a 20-yard TD in the first quarter...**at Los Angeles Rams (Sept. 23):** Saw limited action with a thumb injury, appearing on eight offensive snaps...Pulled to the left to block LB Ramik Wilson on a 20-yard scoring run by Melvin Gordon...Provided a sealing block for Austin Ekeler to post a game-long 32-yard carry in the third quarter...**vs. San Francisco (Sept. 30):** Appeared on 11 offensive plays, still limited by a thumb injury...**vs. Oakland (Oct. 7):** Played 14 offensive snaps and two on special teams, providing lead blocking for Melvin Gordon on a one-yard TD run...**at Cleveland (Oct. 14):** Contributed on 10 plays on offense and three on special teams...Pulled to the right in the second quarter to block DL Trevon Coley on a 13-yard run by Melvin Gordon...**vs. Tennessee (Oct. 21, Wembley Stadium):** Saw time on three offensive snaps and seven on special teams...**at Seattle (Nov. 4):** Made his first start of the season at FB, seeing time on 11 offensive plays and 14 on special teams...Blocked CB Shaquill Griffin to help Melvin Gordon reach the end zone in the second quarter on a 34-yard carry...Contributed on special teams

2018, LOS ANGELES CHARGERS													
Date	Opp.	Res.	Games P/S	Rushing					Receiving				
				Att	Yds	Avg.	Lg	TD	No.	Yds	Avg.	Lg	TD
09/09	KC	L	1/0	1	1	1.0	1	0	0	0	-	-	0
09/16	at Buf	W	1/0	0	0	-	-	0	0	0	-	-	0
09/23	at LAR	L	1/0	0	0	-	-	0	0	0	-	-	0
09/30	SF	W	1/0	0	0	-	-	0	0	0	-	-	0
10/07	Oak	W	1/0	0	0	-	-	0	0	0	-	-	0
10/14	at Cle	W	1/0	0	0	-	-	0	0	0	-	-	0
10/21	Ten*	W	1/0	0	0	-	-	0	0	0	-	-	0
11/04	at Sea	W	1/1	0	0	-	-	0	0	0	-	-	0
11/11	at Oak	W	1/1	2	2	1.0	2	0	0	0	-	-	0
11/18	Den	L	1/0	0	0	-	-	0	0	0	-	-	0
11/25	Ari	W	1/1	0	0	-	-	0	0	0	-	-	0
12/02	at Pit												
12/09	Cin												
12/13	at KC												
12/22	Bal												
12/30	at Den												
'18 TOTALS				3	3	1.0	2	0	0	0	-	-	0

\*Game played at Wembley Stadium in London, England.

with a tackle...**at Oakland (Nov. 11):** Started at FB for the second time in as many weeks, participating on 20 special teams plays and 11 on offense...Carried the ball twice for two yards (1.0 avg.)...**vs. Denver (Nov. 18):** Posted a special teams tackle while appearing on 10 plays on offense and 23 on special teams...**vs. Arizona (Nov. 25):** Started at FB, playing 12 snaps on offense and 18 on special teams...Pulled to the left on a toss play to RB Justin Jackson in the third quarter to block LB Gerald Hodges...Notched a special teams tackle.

## DEREK WATT NFL STATISTICS

Year	Team	GP	GS	No.	- Rushing -				Att	- Receiving -				- Scrimmage -	
					Yds	Avg.	Lg	TD		Yds	Avg.	Lg	TD	Yards	
2016	San Diego	16	2	2	4	2.0	2	0	4	83	20.8	53	0	87	
2017	Los Angeles Chargers	16	4	6	24	4.0	17	0	2	35	17.5	23	0	59	
2018	Los Angeles Chargers	11	3	3	3	1.0	2	0	0	0	-	-	0	3	
NFL Totals		43	9	11	31	2.8	17	0	6	118	19.7	53	0	149	

## CAREER NFL TRANSACTIONS

**2016** Selected by San Diego Chargers in the sixth round (198th overall) of NFL Draft, April 30 (pick acquired from Minnesota for G Jeremiah Sirles)...Signed rookie contract, May 13.

## SINGLE-GAME CAREER HIGHS

### REGULAR SEASON

**Rushing Attempts** ..... 2 (twice) - Last: Nov. 11, 2018 at Oakland

**Rushing Yards** ..... 17 - Nov. 19, 2017 vs. Buffalo

**Longest Run** .. 17 - Nov. 19, 2017 vs. Buffalo

**Receptions** ..... 1 (six times) - Last: Dec. 24, 2017 at N.Y. Jets

**Receiving Yards** ..... 53 - Oct. 30, 2016 at Denver

**Longest Catch** .. 53 - Oct. 30, 2016 at Denver

# KYZIR WHITE

LINEBACKER WEST VIRGINIA

6-2 | 218 LBS | MACUNGIE, PA.

DRAFT 4 - 2018

EXPERIENCE: ROOKIE

1ST YEAR WITH CHARGERS



44

**2018:** Started three games at OLB and was inactive four others before being placed on injured reserve on Nov. 3...Posted 19 tackles (12 solo) and a tackle for loss...Registered an INT and three passes defended... Added a tackle on special teams...**vs. Kansas City (Sept. 9):** Made his NFL debut, starting at OLB and playing 44 snaps on defense... Finished with five tackles (three solo)...Contributed on 10 special teams plays, recording a special teams tackle...**at Buffalo (Sept. 16):** Posted the first INT of his career and returned it nine yards to give the offense possession in the red zone...Finished with five tackles (three solo), the INT and three passes defense....On the pick, undercut a pass to TE Jason Croom in the flat in the third quarter...In the first quarter, nearly had a pick in coverage of Croom in the flat as DE Melvin Ingram III pressured QB Josh Allen...Started the second game of his career at OLB, seeing time on 38 defensive plays and 10 on special teams...**at Los Angeles Rams (Sept. 23):** Opened the third game of his career at OLB, seeing time on 60 plays on defense and 11 on special teams... Finished with career highs in tackles (nine), solo stops (six) and tackles for loss (one)...**vs. San Francisco (Sept. 30):** Inactive (knee).

## 2018, LOS ANGELES CHARGERS

Date	Opp.	Res.	Games P/S	Tackles						Interceptions					Fumbles			
				Tot	So	As	Sk	Yd	TFL	No.	Yd	Lg	TD	PD	FF	FR		
09/09	KC	L	1/1	5	3	2	0	0	0	0	0	0	-	0	0	0	0	
09/16	at Buf	W	1/1	5	3	2	0	0	0	0	1	9	9	0	3	0	0	
09/23	at LAR	L	1/1	9	6	3	0	0	1	0	0	-	0	0	0	0	0	
09/30	SF	W	0/0	- Inactive -														
10/07	Oak	W	0/0	- Inactive -														
10/14	at Cle	W	0/0	- Inactive -														
10/21	Ten*	W	0/0	- Inactive -														
11/04	at Sea	W	0/0	- Injured Reserve -														
11/11	at Oak	W	0/0	- Injured Reserve -														
11/18	Den	L	0/0	- Injured Reserve -														
11/25	Ari	W	0/0	- Injured Reserve -														
12/02	at Pit																	
12/09	Cin																	
12/13	at KC																	
12/22	Bal																	
12/30	at Den																	
'18 TOTALS				8-3	3/3	19	12	7	0	0	1	1	9	9	0	3	0	0

\*Game played at Wembley Stadium in London, England.

## KYZIR WHITE NFL STATISTICS

Year	Team	GP	GS	- Tackles -				Yds	TFL	- Interceptions -					- Fumbles -			
				Total	Solo	Asst	Sacks			No.	Yds	Lg	TD	PD	FF	FR	Yds	ST Tackles
2018	Los Angeles Chargers	3	3	19	12	7	0.0	0	1	1	9	9	0	3	0	0	0	1

### CAREER REGULAR-SEASON INTERCEPTIONS (1)

1 ..... Josh Allen

### CAREER NFL TRANSACTIONS

**2018** Selected by Los Angeles Chargers in the fourth round (119th overall) of NFL Draft, April 28...Signed rookie contract, May 11...Placed on Reserve/Injured (knee), Nov. 3.

### SINGLE-GAME CAREER HIGHS

#### REGULAR SEASON

**Tackles**..... 5 – Sept. 9, 2018 vs. Kansas City  
**Interceptions**..... 1 – Sept. 16, 2018 at Buffalo

# MIKE WILLIAMS

WIDE RECEIVER CLEMSON

6-4 | 220 LBS | SANTEE, S.C.

DRAFT 1 - 2017

EXPERIENCE: 2ND NFL SEASON

2ND YEAR WITH CHARGERS



# 81

**2018:** Appeared in 11 games, starting three times, including twice as the third WR...Hauled in 24 receptions for 419 yards (17.5 avg.) and seven TDs...Posted four carries for 16 yards (4.0 avg.)...On the first scoring catch of his career, became the 37th player to haul in a TD from QB Philip Rivers...**vs. Kansas City (Sept. 9):** Appeared on 44 snaps on offense...Registered a single-game career-high 81 receiving yards on five catches (16.2 avg.) with all five receptions moving the chains...Extended a scoring drive in the fourth quarter on third-and-five on a seam-route before spinning out of a tackle and fighting through another for a 25-yard gain...Kept another TD drive alive on second-and-19 by finding the soft spot in the zone in front of two defenders on a dig-route from the left side of the formation for a 23-yard gain...**at Buffalo (Sept. 16):** Opened as the third WR, the second start of his career...Recorded two receptions for 27 yards (13.5 avg.), including a 10-yard TD for the first score of his career...Became the 37th player to catch a TD from Philip Rivers...On the score, ran a seam-route to get inside position on CB Vontae Davis...Later in the first quarter, ran a deep curl to find the soft spot in the zone to move the chains on third-and-12...Appeared on 39 plays on offense...**at Los Angeles Rams (Sept. 23):** Saw time on 35 offensive snaps, bringing in four passes for 81 yards (20.3 avg.) and two TDs, marking the first multi-TD game of his career...Tied his single-game career high in receiving yards...On the first score, ran a go-route and got behind CBs Marcus Peters and Aqib Talib before laying out to make a diving 42-yard grab...Caught his second TD of the day on a flag-route on fourth-and-two, powering through S Lamarcus Joyner for the score after corraling the pass at the three-yard line...**vs. San Francisco (Sept. 30):** Registered a 15-yard catch, appearing on 46 offensive plays...Ran a crossing-route in the third quarter, hauling in the 15-yard pass despite tight coverage from DB Greg Mabin...**vs. Oakland (Oct. 7):** Started as the third WR, seeing time on 45 plays on offense...Recorded three receptions for 45 yards (15.0 avg.)...Registered a three-yard gain on the first carry of his career...On a catch in the third quarter, settled between levels in the zone defense to bring in a 16-yard pass to move the chains...Blocked CB Dominique Rodgers-Cromartie late in the first half on a screen pass to RB Melvin Gordon III that went for 34 yards...**at Cleveland (Oct. 14):** Recorded a four-yard catch and a 10-yard carry...Played 38 snaps on offense...Contributed with a block on DB Denzel Ward on a 16-yard screen pass to WR Keenan

2018, LOS ANGELES CHARGERS															
Date	Opp.	Res.	Games		Receiving					Rushing					Total Off.
			P/S		No.	Yds	Avg.	Lg	TD	Att	Yds	Avg.	Lg	TD	
09/09	KC	L	1/0		5	81	16.2	25	0	0	0	-	-	0	81
09/16	at Buf	W	1/1		2	27	13.5	17	1	0	0	-	-	0	27
09/23	at LAR	L	1/0		4	81	20.3	42t	2	0	0	-	-	0	81
09/30	SF	W	1/0		1	15	15.0	15	0	0	0	-	-	0	15
10/07	Oak	W	1/1		3	45	15.0	26	0	1	3	3.0	3	0	48
10/14	at Cle	W	1/0		1	4	4.0	4	0	1	10	10.0	10	0	14
10/21	Ten*	W	1/0		1	55	55.0	55t	1	1	3	3.0	3	0	58
11/04	at Sea	W	1/0		1	30	30.0	30t	1	0	0	-	-	0	30
11/11	at Oak	W	1/0		0	0	-	-	0	1	0	0.0	0	0	0
11/18	Den	L	1/0		2	56	28.0	29	0	0	0	-	-	0	56
11/25	Ari	W	1/1		4	25	6.3	10	0	0	0	-	-	0	25
12/02	at Pit														
12/09	Cin														
12/13	at KC														
12/22	Bal														
12/30	at Den														
'18 TOTALS			8-3	11/3	24	419	17.5	55t	7	4	16	4.0	10	0	435
*Game played at Wembley Stadium in London, England.															

\*Game played at Wembley Stadium in London, England.

Allen in the second quarter...**vs. Tennessee (Oct. 21, Wembley Stadium):** Caught a career-long 55-yard pass for a TD to open the scoring in t+he second half...On the play, sprinted behind S Kendrick Lewis on a deep corner-route to get open for the score...Saw action on 30 offensive plays...**at Seattle (Nov. 4):** Appeared on 15 offensive plays, catching a 30-yard TD pass...On the play, ran a hitch-route along the left sideline and broke a tackle attempt by CB Tre Flowers, tiptoeing along the sideline to stay in bounds for the score...**at Oakland (Nov. 11):** Posted a zero-yard carry, participating on 26 offensive snaps...**vs. Denver (Nov. 18):** Had two key receptions for 56 yards (28.0 avg.) while participating on 45 offensive plays...On his first catch, ran a corner-route to bring in a 27-yard pass along the left sideline on third-and-10...Set up the team's first TD of the day by elevating on a jump ball over CB Tramaine Brock Sr., for a 29-yard gain on third-and-four, getting the ball to the Denver four-yard line...**vs. Arizona (Nov. 25):** Started as the lone WR, playing 63 snaps on offense...Registered four catches for 25 yards (6.3 avg.) and two TDs...On the first score, ran a flag-route on the left side and jumped to bring in the nine-yard pass, keeping control to the ground...Caught his second TD from Philip Rivers to close the first half on a fade-route, beating the coverage of CB David Amerson in the front left corner of the end zone.

## MIKE WILLIAMS NFL STATISTICS

Year	Team	GP	GS	No.	- Receiving -				Att	- Rushing -				TD	- Scrimmage -
					Yds	Avg.	Lg	TD		Yds	Avg.	Lg	Yards		
2017	Los Angeles Chargers.....	10	1	11	95	8.6	20	0	0	0	-	-	0		95
2018	Los Angeles Chargers.....	11	3	24	419	17.5	55t	7	4	16	4.0	10	0		435
NFL Totals .....		21	4	35	514	14.7	55t	7	4	16	4.0	10	0		530

### CAREER NFL TRANSACTIONS

**2017** Selected by Los Angeles Chargers in the first round (seventh overall) of NFL Draft, April 27...Signed rookie contract, May 11.

### SINGLE-GAME CAREER HIGHS

#### REGULAR SEASON

**Receptions** .....  
 5 (twice) – Last: Sept. 9, 2018 vs. Kansas City  
**Receiving Yards** .....  
 81 (twice) – Last: Sept. 23, 2018 at L.A. Rams  
**Longest Catch** .....  
 55t – Oct. 21, 2018 vs. Tennessee in London  
**Receiving Touchdowns** .....  
 2 (twice) – Last: Nov. 25, 2018 vs. Arizona



# TREVOR WILLIAMS

CORNERBACK PENN STATE

5-11 | 191 LBS | BALTIMORE, MD.

FREE AGENT - 2016

EXPERIENCE: 3RD NFL SEASON

3RD YEAR WITH CHARGERS



24

**2018:** Saw action in eight games with seven starts at LCB and was inactive for three others...Posted 22 tackles (19 solo) and a tackle for loss...Recorded an INT and five passes defended...Added a tackle on special teams...**vs. Kansas City (Sept. 9):** Opened the game at LCB, playing all 56 defensive snaps and an additional seven on special teams...Registered a pass defended and two solo tackles, including a tackle for loss...**at Buffalo (Sept. 16):** Started at LCB, finishing with a solo stop on 60 defensive snaps...Contributed on five special teams plays...**at Los Angeles Rams (Sept. 23):** Made two solo stops after starting at LCB and appearing on 75 defensive plays...Added six plays on special teams...**vs. San Francisco (Sept. 30):** Opened at LCB and played all but one defensive snap...Posted a season-high eight tackles (seven solo) and two passes defended...Registered his first INT of the season, picking off QB C.J. Beathard after the pass was deflected and returning it a career-long 86 yards to the 49ers 12-yard line...**vs. Oakland (Oct. 7):** Started at LCB, participating on 38 defensive plays and four on special teams...Recorded four tackles (two solo) and two passes defended...Broke up his first pass in the end zone in the second quarter that was intended for TE Jared Cook...Recorded another break-up deep down the left sideline in coverage of WR Seth Roberts to force a Raiders punt...**at Cleveland (Oct. 14):** Started at LCB and posted four solo tackles...Participated on 59 plays on defense and three on

## 2018, LOS ANGELES CHARGERS

Date	Opp.	Res.	Games P/S	Tackles						Interceptions					Fumbles			
				Tot	So	As	Sk	Yd	TFL	No.	Yd	Lg	TD	PD	FF	FR		
09/09	KC	L	1/1	2	2	0	0	0	1	0	0	-	0	1	0	0		
09/16	at Buf	W	1/1	1	1	0	0	0	0	0	0	-	0	0	0	0		
09/23	at LAR	L	1/1	2	2	0	0	0	0	0	0	-	0	0	0	0		
09/30	SF	W	1/1	8	7	1	0	0	0	1	86	86	0	2	0	0		
10/07	Oak	W	1/1	4	2	2	0	0	0	0	0	-	0	2	0	0		
10/14	at Cle	W	1/1	4	4	0	0	0	0	0	0	-	0	0	0	0		
10/21	Ten*	W	1/1	1	1	0	0	0	0	0	0	-	0	0	0	0		
11/04	at Sea	W	1/0	0	0	0	0	0	0	0	0	-	0	0	0	0		
11/11	at Oak	W	0/0	– Inactive –														
11/18	Den	L	0/0	– Inactive –														
11/25	Ari	W	0/0	– Inactive –														
12/02	at Pit																	
12/09	Cin																	
12/13	at KC																	
12/22	Bal																	
12/30	at Den																	
'18 TOTALS				8-3	8/7	22	19	3	0	0	1	1	86	86	0	5	0	0
*Game played at Wembley Stadium in London, England.																		

\*Game played at Wembley Stadium in London, England.

special teams...**vs. Tennessee (Oct. 21, Wembley Stadium):** Posted a solo stop after starting at LCB and playing 62 defensive snaps...Saw action on six special teams plays...**at Seattle (Nov. 4):** Appeared on 21 plays on special teams, recording a special teams tackle...**at Oakland (Nov. 11):** Inactive (knee)...**vs. Arizona (Nov. 25):** Inactive (healthy scratch).

## TREVOR WILLIAMS NFL STATISTICS

Year	Team	GP	GS	- Tackles -					Yds	TFL	- Interceptions -					- Fumbles -			
				Total	Solo	Asst	Sacks				No.	Yds	Lg	TD	PD	FF	FR	Yds	ST Tackles
2016	San Diego	12	5	29	24	5	0.0	0	1	0	0	-	0	5	0	1	0		0
2017	Los Angeles Chargers	16	15	55	47	8	0.0	0	2	2	28	21	0	13	0	0	0		2
2018	Los Angeles Chargers	8	7	22	19	3	0.0	0	1	1	86	86	0	5	0	0	0		1
<b>NFL Totals</b>		<b>36</b>	<b>27</b>	<b>106</b>	<b>90</b>	<b>16</b>	<b>0.0</b>	<b>0</b>	<b>4</b>	<b>3</b>	<b>114</b>	<b>86</b>	<b>0</b>	<b>23</b>	<b>0</b>	<b>1</b>	<b>0</b>		<b>3</b>

### CAREER REGULAR-SEASON INTERCEPTIONS (3)

1 ..... C.J. Beathard | 1 ..... Nathan Peterman  
1 ..... Derek Carr

### SINGLE-GAME CAREER HIGHS

#### REGULAR SEASON

**Tackles** ..... 8 - Oct. 29, 2017 at New England  
**Interceptions** .....  
1 (three times) - Last: Sept. 30, 2018 vs. San Francisco

### CAREER NFL TRANSACTIONS

**2016** Signed by San Diego Chargers as undrafted free agent, May 2...Waived by Chargers, Sept. 3...Signed by Chargers to practice squad, Sept. 4...Signed to active roster, Oct. 7.

# TYRELL WILLIAMS

WIDE RECEIVER WESTERN OREGON

6-4 | 205 LBS | SALEM, ORE.

FREE AGENT - 2015

EXPERIENCE: 4TH NFL SEASON

4TH YEAR WITH CHARGERS



# 16

**2018:** Started eight of 11 games played at WR...Caught 28 passes for 519 yards (18.5 avg.) and five TDs...Added two carries for 15 yards (7.5 avg.)...Recorded two 100-yard games, bringing him to seven for his career...Posted the first multi-TD game of his career...Increased his career total to 17 TD catches, passing RB Danny Woodhead (13) for the third-most receiving TDs by an undrafted player in Chargers history...Eclipsed 2,000 career receiving yards to become the 26th player to do so in a Chargers uniform...**vs. Kansas City (Sept. 9):** Started at WR and appeared on 62 offensive plays...Hauled in two passes for eight yards (4.0 avg.) and a TD...The four-yard score marked the 13th TD of his career, tying Danny Woodhead for the third-most TD catches by an undrafted player in team history...Hauled in the score in the fourth quarter in the back, right corner of the end zone, beating CB Orlando Scandrick after QB Philip Rivers bought time by rolling to his right...**at Buffalo (Sept. 16):** Registered 48 receiving yards on three catches (16.0 avg.) with all three receptions moving the chains...Helped spring RB Austin Ekeler free for a 16-yard gain in the first quarter with a block on CB Phillip Gaines...Opened at WR, playing 46 snaps on offense...**at Los Angeles Rams (Sept. 23):** Started at WR and played 38 offensive snaps...Posted two catches for 22 yards (11.0 avg.)...Registered the first carry of his career for 14 yards...On the run in the fourth quarter, ran an end-around to the left and moved the chains, receiving downfield blocking from WR Keenan Allen...Pulled to the left in the second quarter to block CB Aqib Talib to help RB Melvin Gordon III score on an 11-yard run...**vs. San Francisco (Sept. 30):** Caught three passes for 48 yards (16.0 avg.)...Increased his career total to 2,003 receiving yards, becoming the 26th Charger to eclipse 2,000 career receiving yards...In the second quarter, caught a pass in the right flat on third-and-two, giving extra effort to extend the ball with his left hand over the line-to-gain as he was being tackled to move the chains...Later on, ran a go-route down the left sideline, making an acrobatic catch over DB Jimmie Ward and maintaining possession to the ground for a 24-yard gain...Provided a key block in the fourth quarter for Melvin Gordon to run off tackle to the left for a 34-yard gain to the San Francisco four-yard line...Opened the game at WR and played 55 snaps on offense...**vs. Oakland (Oct. 7):** Started at WR, appearing on 46 offensive plays...Caught three passes for 66 yards (22.0)...Hauled in a 48-yard pass in the third quarter to get the offense out of the shadow of its own end zone, running a flag-route to get behind S Marcus Gilchrist and CB Gareon Conley...**at Cleveland (Oct. 14):** Posted 118 receiving yards and two TDs on three catches (39.3 avg.)...It marked the sixth 100-yard game and first multi-TD game of his career...All 118 yards came in the first half, the second-most yards in a first half in his career (132 vs. Washington, Dec. 10, 2017)...Increased his career total to 15 TD catches, breaking a tie with Danny Woodhead (13) for the third-most by an undrafted player in Chargers history...Registered back-to-back catches of 44 and 45 yards, respectively, with the second going for his

## 2018, LOS ANGELES CHARGERS

Games				Receiving					Rushing					Total		
Date	Opp.	Res.	P/S	No.	Yds	Avg.	Lg	TD	Att	Yds	Avg.	Lg	TD	Off.		
09/09	KC	L	1/1	2	8	4.0	4t	1	0	0	-	-	0	8		
09/16	at Buf	W	1/1	3	48	16.0	22	0	0	0	-	-	0	48		
09/23	at LAR	L	1/1	2	22	11.0	13	0	1	14	14.0	14	0	36		
09/30	SF	W	1/1	3	48	16.0	24	0	0	0	-	-	0	48		
10/07	Oak	W	1/1	3	66	22.0	48	0	0	0	-	-	0	66		
10/14	at Cle	W	1/1	3	118	39.3	45t	2	1	1	1.0	1	0	119		
10/21	Ten*	W	1/1	4	118	29.5	75t	1	0	0	-	-	0	118		
11/04	at Sea	W	1/0	2	23	11.5	12t	1	0	0	-	-	0	23		
11/11	at Oak	W	1/0	4	46	11.5	31	0	0	0	-	-	0	46		
11/18	Den	L	1/1	2	22	11.0	19	0	0	0	-	-	0	22		
11/25	Ari	W	1/0	0	0	-	-	0	0	0	-	-	0	0		
12/02	at Pit															
12/09	Cin															
12/13	at KC															
12/22	Bal															
12/30	at Den															
'18 TOTALS				8-3	11/8	28	519	18.5	75t	5	2	15	7.5	14	0	534
*Game played at Wembley Stadium in London, England.																

\*Game played at Wembley Stadium in London, England.

first TD of the game...On his first score, pulled down the pass out of the hands of DB Damarious Randall with two other defenders in the area...Closed the first half by high-pointing a 29-yard pass from Philip Rivers for his second TD despite tight coverage from DB Denzel Ward...Threw a block on Melvin Gordon's second TD run of the day in the third quarter...Started at WR and played 49 snaps on offense...**vs. Tennessee (Oct. 21, Wembley Stadium):** Registered 118 receiving yards for the second-straight week, doing so on four catches (29.5 avg.)...Recorded a 75-yard TD on the team's first offensive play from scrimmage, the first by a Chargers player following a kickoff since Nov. 18, 2001 (WR Curtis Conway's 67-yard TD run on a reverse)...Finished the first half with two catches for 101 yards (50.5 avg.) and the score, his second-straight game with 100-plus receiving yards in the first half...On his second catch, ran a deep hitch-route along the right sideline for a 26-yard gain...**at Seattle (Nov. 4):** Posted two catches for 23 receiving yards (11.5 avg.) and a TD, his fourth TD catch in a three-game span...On his 12-yard TD catch, hauled in a back-shoulder fade despite tight coverage by CB Tre Flowers from Philip Rivers in the front left corner of the end zone on third-and-seven...Blocked CB Justin Coleman on Melvin Gordon's 21-yard third quarter run...Saw action on 47 plays on offense...**at Oakland (Nov. 11):** Appeared on 45 offensive plays, registering four catches for 46 yards (11.5 avg.)...Ran a flag-route to haul in a 31-yard grab from Philip Rivers along the right sideline in the second quarter...**vs. Denver (Nov. 18):** Posted two catches for 22 yards (11.0 avg.), opening the game at WR and playing 67 snaps on offense...Blocked CB Bradley Roby to help spring Melvin Gordon free for a 32-yard gain on a screen pass in the second quarter...**vs. Arizona (Nov. 25):** Was limited due to a quad injury, appearing on nine offensive plays.

## TYRELL WILLIAMS NFL STATISTICS

Year	Team	GP	GS	- Receiving -					- Rushing -					- Scrimmage -	
				No.	Yds	Avg.	Lg	TD	Att	Yds	Avg.	Lg	TD	Yards	
2015	San Diego	7	0	2	90	45.0	80t	1	0	0	-	-	0	90	
2016	San Diego	16	12	69	1,059	15.3	51t	7	0	0	-	-	0	1,059	
2017	Los Angeles Chargers	16	15	43	728	16.9	75t	4	0	0	-	-	0	728	
2018	Los Angeles Chargers	11	8	28	519	18.5	75t	5	2	15	7.5	14	0	534	
<b>NFL Totals</b>		<b>50</b>	<b>35</b>	<b>142</b>	<b>2,396</b>	<b>16.9</b>	<b>80t</b>	<b>17</b>	<b>2</b>	<b>15</b>	<b>7.5</b>	<b>14</b>	<b>0</b>	<b>2,411</b>	

### CAREER NFL TRANSACTIONS

- 2015** Selected by San Diego Chargers as undrafted free agent, May 2...Waived by Chargers, Sept. 19...Signed by Chargers to practice squad, Sept. 22...Signed to active roster, Nov. 21.
- 2018** Re-signed by Los Angeles Chargers as restricted free agent, April 23.

### SINGLE-GAME CAREER HIGHS

#### REGULAR SEASON

**Receptions** . . . . . 8 – Nov. 27, 2016 at Houston

**Receiving Yards** . . . . . 140 – Oct. 23, 2016 at Atlanta

**Longest Catch** . . . . . 80t – Jan. 3, 2016 at Denver

**Receiving Touchdowns** . . . . . 2 – Oct. 14, 2018 at Cleveland

# MIKE WINDT

LONG SNAPPER CINCINNATI

6-1 | 227 LBS | CINCINNATI, OHIO

FREE AGENT - 2010

EXPERIENCE: 9TH NFL SEASON

9TH YEAR WITH CHARGERS



47

**2018:** Handled snapping duties in all 11 games, bringing his career total over 120 games played...Recorded one tackle on special teams...**vs. Kansas City (Sept. 9):** Snapped on all punts and kicks, appearing on six special teams plays...**at Buffalo (Sept. 16):** Saw action on 10 special teams plays, handling all snapping duties on punts and kicks...**at Los Angeles Rams (Sept. 23):** Appeared on seven plays on special teams, registering the 120th game played of his career...**vs. San Francisco (Sept. 30):** Snapped on all punts and kicks, playing 12 snaps on special teams...**vs. Oakland (Oct. 7):** Handled snapping duties on nine special teams plays...**at Cleveland (Oct. 14):** Served as the snapper on all six successful kicks (a field goal and five extra points)...Also snapped on five punts for a total of 11 plays on special

teams...**vs. Tennessee (Oct. 21, Wembley Stadium):** Handled all snapping duties for a total of seven special teams plays...Part of an operation that successfully converted two field goals and a pair of PATs ...**at Seattle (Nov. 4):** Snapped on all kicks and punts, seeing time on 10 special teams plays...Posted a special teams tackle...**at Oakland (Nov. 11):** Saw action on eight plays on special teams...Snapped on two successful field goal attempts and a pair of extra point tries...**vs. Denver (Nov. 18):** Appeared on seven special teams snaps, helping the kicking operation convert all three field goal attempts...**vs. Arizona (Nov. 25):** Snapped on two punts, a field goal and six extra points, helping the team convert on all kick attempts.

## MIKE WINDT NFL GAMES

Year	Team	GP
2010	San Diego	11
2011	San Diego	16
2012	San Diego	10
2013	San Diego	16
2014	San Diego	16
2015	San Diego	16
2016	San Diego	16
2017	Los Angeles Chargers	16
2018	Los Angeles Chargers	11
<b>NFL Totals</b>		<b>128</b>
<b>POSTSEASON</b>		
Year	Team	GP
2013	San Diego	2

## CAREER NFL TRANSACTIONS

<b>2010</b>	Signed by Cincinnati Bengals as undrafted free agent, April 30...Waived by Bengals, Aug. 29...Signed by San Diego Chargers, Oct. 13.
<b>2012</b>	Re-signed by Chargers as exclusive rights free agent, April 13...Placed on Reserve/Injured (wrist).
<b>2013</b>	Re-signed by Chargers as restricted free agent, March 9.
<b>2014</b>	Re-signed by Los Angeles Chargers as unrestricted free agent, March 9.



# ***SUPPLEMENTAL STATS***



# NFL STANDINGS || CHARGERS IN THE RANKINGS || TIME SPENT IN THE LEAD

## 2018 NFL STANDINGS

### AFC East

Team	W	L	T	Pct.	PF	PA	Home	Road	Div	AFC	NFC
N.E.	8	3	0	.727	307	249	5-0	3-3	3-0	6-2	2-1
Mia.	5	6	0	.455	223	283	4-1	1-5	2-1	4-4	1-2
Buf.	4	7	0	.364	161	272	2-3	2-4	1-1	3-5	1-2
NYJ	3	8	0	.273	221	281	2-4	1-4	0-4	2-6	1-2

### AFC North

Team	W	L	T	Pct.	PF	PA	Home	Road	Div	AFC	NFC
Pit.	7	3	1	.682	316	249	3-2	4-1-1	3-1-1	4-3-1	3-0
Bal.	6	5	0	.545	271	198	4-2	2-3	2-3	6-3	0-2
Cin.	5	6	0	.455	276	347	3-3	2-3	1-3	3-4	2-2
Cle.	4	6	1	.409	253	283	3-2-1	1-4	2-1-1	3-4-1	1-2

### AFC South

Team	W	L	T	Pct.	PF	PA	Home	Road	Div	AFC	NFC
Hou.	8	3	0	.727	273	222	4-1	4-2	3-1	6-2	2-1
Ind.	6	5	0	.545	325	273	4-2	2-3	2-1	5-4	1-1
Ten.	5	6	0	.455	195	223	3-1	2-5	2-2	3-6	2-0
Jax.	3	8	0	.273	197	243	2-4	1-4	0-3	2-6	1-2

### AFC West

Team	W	L	T	Pct.	PF	PA	Home	Road	Div	AFC	NFC
K.C.	9	2	0	.818	404	294	5-0	4-2	3-0	7-1	2-1
<b>LAC</b>	<b>8</b>	<b>3</b>	<b>0</b>	<b>.727</b>	<b>307</b>	<b>219</b>	<b>4-2</b>	<b>4-1</b>	<b>2-2</b>	<b>5-2</b>	<b>3-1</b>
Den.	5	6	0	.455	252	252	3-3	2-3	2-2	3-5	2-1
Oak.	2	9	0	.182	187	327	1-4	1-5	0-3	1-6	1-3

### NFC East

Team	W	L	T	Pct.	PF	PA	Home	Road	Div	NFC	AFC
Dal.	6	5	0	.545	234	213	4-1	2-4	3-1	5-3	1-2
Was.	6	5	0	.545	220	229	3-3	3-2	2-1	6-3	0-2
Phi.	5	6	0	.455	230	253	3-3	2-3	2-1	3-5	2-1
NYG	3	8	0	.273	237	288	1-4	2-4	0-4	2-7	1-1

### NFC North

Team	W	L	T	Pct.	PF	PA	Home	Road	Div	NFC	AFC
Chi.	8	3	0	.727	317	211	5-1	3-2	3-1	6-1	2-2
Min.	6	4	1	.591	265	246	4-2	2-2-1	2-1-1	5-3-1	1-1
G.B.	4	6	1	.409	264	267	4-0-1	0-6	1-2-1	2-5-1	2-1
Det.	4	7	0	.364	238	286	3-3	1-4	1-3	2-6	2-1

### NFC South

Team	W	L	T	Pct.	PF	PA	Home	Road	Div	NFC	AFC
N.O.	10	1	0	.909	409	256	5-1	5-0	2-1	7-1	3-0
Car.	6	5	0	.545	287	282	5-1	1-4	1-1	4-4	2-1
Atl.	4	7	0	.364	280	307	3-3	1-4	2-2	4-4	0-3
T.B.	4	7	0	.364	294	338	3-2	1-5	1-2	3-5	1-2

### NFC West

Team	W	L	T	Pct.	PF	PA	Home	Road	Div	NFC	AFC
LAR	10	1	0	.909	389	282	6-0	4-1	4-0	6-1	4-0
Sea	6	5	0	.545	276	243	2-2	4-3	1-2	5-3	1-2
Ari.	2	9	0	.182	155	293	1-5	1-4	2-2	2-5	0-4
S.F.	2	9	0	.182	239	293	2-3	0-6	0-3	1-7	1-2

\*—Clinched Division, First-Round Bye and Home-Field Advantage

z—Clinched Division and First-Round Bye

y—Clinched Division

x—Clinched Playoff Berth

## 2018 REGULAR-SEASON RANKINGS

### LOS ANGELES CHARGERS (Team)

Category	NFL	AFC
Turnover Margin (+4).....	T-10	T-5
Points Scored (27.9) .....	T-7	T-4
Points Allowed (19.9) .....	4	2
Total Offense (402.0) .....	6	3
Rushing (128.8) .....	8	2
Passing (273.2) .....	10	4
Total Defense (334.8) .....	9	6
vs. Rush (107.5) .....	13	5
vs. Pass (227.3) .....	7	5
Third-Down Offense (37.8%).....	22	10
Third-Down Defense (40.4%) .....	22	11
Red-Zone Offense (60.5%) .....	15	8
Red-Zone Defense (45.7%) .....	2	1

### LOS ANGELES CHARGERS (Individual)

Category	NFL	AFC
<b>Passing</b>		
Rating: Philip Rivers (115.7) .....	3	2
Yards: Philip Rivers (3,119) .....	8	3
Touchdowns: Philip Rivers (26) .....	T-4	3
<b>Rushing</b>		
Yards: Melvin Gordon III (802) .....	6	3
Touchdowns: Melvin Gordon III (9) .....	4	3
<b>Receiving</b>		
Receptions: Keenan Allen (69) .....	13	4
Yards: Keenan Allen (848) .....	16	7
Touchdowns: Mike Williams (7) .....	T-10	T-5
<b>Defense</b>		
Interceptions: Desmond King (3) .....	T-8	T-3
Sacks: Melvin Ingram III (5.5) .....	T-36	T-18

## TIME SPENT IN THE LEAD

Date	Opponent	Res.	Time with Chargers	
			Leading	Trailing
Sept. 9	Kansas City	L, 28-38	0:00	58:24
Sept. 16	at Buffalo	W, 31-20	54:32	0:00
Sept. 23	at L.A. Rams	L, 23-35	0:00	51:14
Sept. 30	San Francisco	W, 29-27	20:37	34:01
Oct. 7	Oakland	W, 26-10	46:49	0:00
Oct. 14	at Cleveland	W, 38-14	55:14	0:00
Oct. 21	Tennessee*	W, 20-19	54:35	0:09
Nov. 4	at Seattle	W, 25-17	41:36	10:19
Nov. 11	at Oakland	W, 20-6	30:24	12:04
Nov. 18	Denver	L, 22-23	37:04	14:56
Nov. 25	Arizona	W, 45-10	36:59	18:21
Dec. 2	at Pittsburgh			
Dec. 9	Cincinnati			
Dec. 13	at Kansas City			
Dec. 22	Baltimore			
Dec. 30	at Denver			

**Season Total** ..... **6:17:50**      **3:19:28**

**Season Average** ..... **34:21**      **18:08**

\*Played at Wembley Stadium in London, England

# 2018 BIG DAYS || WEEKLY NFL RANKINGS || TEAM CAPTAINS

## 2018 300-YARD PASSING GAMES

### 2018 300-YARD PASSING GAMES BY YARDS

Date	Opp.	Player	Cmp-Att	Yds	TD	Rtg.
Sept. 9	vs. K.C.	QB Philip Rivers	34-51	424	3	103.7
Nov. 18	vs. Den.	QB Philip Rivers	28-43	401	2	91.3
Oct. 7	vs. Oak.	QB Philip Rivers	22-27	339	2	143.4
Oct. 21	vs. Ten.*	QB Philip Rivers	19-26	306	2	137.7

\*Played at Wembley Stadium in London, England

### 300-YARD PASSING GAMES BY PLAYER — ALL-TIME RANK —

Player	2018	Career*	Chargers	NFL
Philip Rivers . . . . .	4	61 (61)	1st	6th
Geno Smith . . . . .	0	3 (0)	—	T-189th

\*Career total with Chargers in parentheses

## 2018 100-YARD RUSHING GAMES

### 2018 100-YARD RUSHING GAMES BY YARDS

Date	Opp.	Player	Att	Yds	TD
Oct. 14	at Cle.	RB Melvin Gordon III	18	132	3
Nov. 4	at Sea.	RB Melvin Gordon III	16	113	1
Sept. 30	vs. S.F.	RB Melvin Gordon III	15	104	0

### 100-YARD RUSHING GAMES BY PLAYER — ALL-TIME RANK —

Player	2018	Career*	Chargers	NFL
Melvin Gordon III . . .	3	8 (8)	T-7th	T-183rd

\*Career total with Chargers in parentheses

## 2018 100-YARD RECEIVING GAMES

### 2018 100-YARD RECEIVING GAMES BY YARDS

Date	Opp.	Player	Rec	Yds	TD
Nov. 4	at Sea.	WR Keenan Allen	6	124	0
Oct. 21	vs. Ten.*	WR Tyrell Williams	4	118	1
Oct. 14	at Cle.	WR Tyrell Williams	3	118	2
Sept. 9	vs. K.C.	WR Keenan Allen	8	108	1
Sept. 9	vs. K.C.	RB Melvin Gordon III	9	102	0

\*Played at Wembley Stadium in London, England

### 100-YARD RECEIVING GAMES BY PLAYER — ALL-TIME RANK —

Player	2018	Career*	Chargers	NFL
Keenan Allen . . . . .	2	20 (20)	T-6th	T-108th
Tyrell Williams . . . . .	2	7 (7)	17th	T-329th
Travis Benjamin . . . . .	0	6 (3)	T-18th	T-364th
Melvin Gordon III . . .	1	1 (1)	T-35th	T-882nd

\*Career total with Chargers in parentheses

## 2018 WEEKLY NFL RANKINGS

Week	Opp.	Offense			Defense		
		Total	Rush	Pass	Total	Rush	Pass
1	KC	1	11	2	20	13	22
2	at Buf	3	T-11	3	9	14	13
3	at LAR	5	9	10	24	24	25
4	SF	9	8	13	23	T-17	21
5	Oak	7	T-11	13	15	10	19
6	at Cle	7	6	13	13	11	17
7	Ten*	7	9	11	16	15	15
8	bye	6	10	10	16	16	18
9	at Sea	8	5	12	19	20	18
10	at Oak	8	7	13	14	17	17
11	Den	7	9	9	14	18	14
12	Ari	6	8	10	9	13	7
13	at Pit						
14	Cin						
15	at KC						
16	Bal						
17	at Den						

<b>Chargers in 2017</b>	<b>4</b>	<b>24</b>	<b>1</b>	<b>15</b>	<b>31</b>	<b>3</b>
<b>Chargers in 2016</b>	<b>14</b>	<b>26</b>	<b>8</b>	<b>16</b>	<b>10</b>	<b>20</b>
<b>Chargers in 2015</b>	<b>9</b>	<b>31</b>	<b>4</b>	<b>20</b>	<b>27</b>	<b>T-14</b>
<b>Chargers in 2014</b>	<b>18</b>	<b>30</b>	<b>10</b>	<b>9</b>	<b>26</b>	<b>4</b>
<b>Chargers in 2013</b>	<b>5</b>	<b>13</b>	<b>4</b>	<b>23</b>	<b>12</b>	<b>29</b>
<b>Chargers in 2012</b>	<b>31</b>	<b>27</b>	<b>24</b>	<b>9</b>	<b>6</b>	<b>18</b>
<b>Chargers in 2011</b>	<b>6</b>	<b>16</b>	<b>6</b>	<b>16</b>	<b>20</b>	<b>13</b>
<b>Chargers in 2010</b>	<b>1</b>	<b>15</b>	<b>2</b>	<b>1</b>	<b>4</b>	<b>1</b>
<b>Chargers in 2009</b>	<b>10</b>	<b>31</b>	<b>5</b>	<b>16</b>	<b>20</b>	<b>11</b>
<b>Chargers in 2008</b>	<b>11</b>	<b>20</b>	<b>7</b>	<b>25</b>	<b>11</b>	<b>31</b>
<b>Chargers in 2007</b>	<b>20</b>	<b>7</b>	<b>26</b>	<b>14</b>	<b>16</b>	<b>14</b>
<b>Chargers in 2006</b>	<b>4</b>	<b>2</b>	<b>16</b>	<b>10</b>	<b>7</b>	<b>13</b>

\*Played at Wembley Stadium in London, England

## TEAM CAPTAINS

TE Antonio Gates, DE Melvin Ingram III, NT Brandon Mebane, T Russell Okung and QB Philip Rivers were named season-long captains following Week 1. Each game, an additional player is named as an honorary captain by the coaching staff. All captains in Week 1 were selected for that game by the coaching staff. Below is a list of honorary captains for each game in 2018:

Date	Opponent	Honorary Captain
Sept. 9	Kansas City . . . . .	Addae, Ingram III, Mebane, Okung, Rivers
Sept. 16	at Buffalo . . . . .	C Mike Pouncey
Sept. 23	at L.A. Rams . . . . .	CB Casey Hayward Jr.
Sept. 30	San Francisco . . . . .	S Jahleel Addae
Oct. 7	Oakland . . . . .	LB Nick Dzubnar
Oct. 14	at Cleveland . . . . .	CB Desmond King II
Oct. 21	Tennessee* . . . . .	WR Keenan Allen
Nov. 4	at Seattle . . . . .	WR Jeremy Davis
Nov. 11	at Oakland . . . . .	TE Virgil Green
Nov. 18	Denver . . . . .	G Michael Schofield III
Nov. 25	Arizona . . . . .	DE Isaac Rochell
Dec. 2	at Pittsburgh	
Dec. 9	Cincinnati	
Dec. 13	at Kansas City	
Dec. 22	Baltimore	
Dec. 30	at Denver	

\*Played at Wembley Stadium in London, England

## GAME-BY-GAME STARTERS

### OFFENSIVE STARTERS

			<u>WR</u>	<u>WR</u>	<u>TE</u>	<u>LT</u>	<u>LG</u>	<u>C</u>	<u>RG</u>	<u>RT</u>	<u>QB</u>	<u>RB</u>	<u>FB</u>	<u>3WR</u>	<u>2TE</u>
Sept. 9		KC	K.Allen	Ty.Williams	V.Green	R.Okung	D.Feeney	M.Pouncey	M.Schofield	J.Barksdale	P.Rivers	M.Gordon	—	—	S.Culkin
Sept. 16	at	Buf	K.Allen	Ty.Williams	V.Green	R.Okung	D.Feeney	M.Pouncey	M.Schofield	S.Tevi	P.Rivers	M.Gordon	—	M.Williams	—
Sept. 23	at	LAR	K.Allen	Ty.Williams	V.Green	R.Okung	D.Feeney	M.Pouncey	M.Schofield	S.Tevi	P.Rivers	M.Gordon	—	—	S.Culkin
Sept. 30		SF	K.Allen	Ty.Williams	V.Green	R.Okung	D.Feeney	M.Pouncey	M.Schofield	S.Tevi	P.Rivers	M.Gordon	—	T.Benjamin	—
Oct. 7		Oak	K.Allen	Ty.Williams	V.Green	S.Tevi	D.Feeney	M.Pouncey	M.Schofield	T.Scott	P.Rivers	M.Gordon	—	M.Williams	—
Oct. 14	at	Cle	K.Allen	Ty.Williams	V.Green	R.Okung	D.Feeney	M.Pouncey	M.Schofield	S.Tevi	P.Rivers	M.Gordon	—	—	S.Culkin
Oct. 21		Ten*	K.Allen	Ty.Williams	V.Green	R.Okung	D.Feeney	M.Pouncey	M.Schofield	S.Tevi	P.Rivers	A.Ekeler	—	—	S.Culkin
Nov. 4	at	Sea	K.Allen	—	V.Green	R.Okung	D.Feeney	M.Pouncey	M.Schofield	S.Tevi	P.Rivers	M.Gordon	D.Watt	—	S.Culkin
Nov. 11	at	Oak	K.Allen	—	V.Green	R.Okung	D.Feeney	M.Pouncey	M.Schofield	S.Tevi	P.Rivers	M.Gordon	D.Watt	—	S.Culkin
Nov. 18		Den	K.Allen	Ty.Williams	V.Green	R.Okung	D.Feeney	M.Pouncey	M.Schofield	S.Tevi	P.Rivers	M.Gordon	—	—	S.Culkin
Nov. 25		Ari	—	M.Williams	V.Green	R.Okung	D.Feeney	M.Pouncey	M.Schofield	S.Tevi	P.Rivers	M.Gordon	D.Watt	—	S.Culkin
Dec. 2	at	Pit													
Dec. 9		Cin													
Dec. 13	at	KC													
Dec. 22		Bal													
Dec. 30	at	Den													

\*Played at Wembley Stadium in London, England.

### DEFENSIVE STARTERS

			<u>DE</u>	<u>NT</u>	<u>DT</u>	<u>DE</u>	<u>LB</u>	<u>LB</u>	<u>LB</u>	<u>LCB</u>	<u>RCB</u>	<u>S</u>	<u>S</u>	<u>3CB</u>	<u>3S</u>
Sept. 9		KC	M.Ingram	B.Mebane	D.Philon	I.Rochell	D.Perryman	K.White	—	Tr.Williams	C.Hayward	J.Addae	D.James	D.King	—
Sept. 16	at	Buf	M.Ingram	B.Mebane	D.Philon	I.Rochell	D.Perryman	K.White	K.Emanuel	Tr.Williams	C.Hayward	J.Addae	D.James	—	—
Sept. 23	at	LAR	M.Ingram	B.Mebane	D.Philon	I.Rochell	D.Perryman	K.White	—	Tr.Williams	C.Hayward	J.Addae	D.James	D.King	—
Sept. 30		SF	M.Ingram	B.Mebane	D.Philon	D.Square	D.Perryman	J.Brown	K.Emanuel	Tr.Williams	C.Hayward	J.Addae	D.James	—	—
Oct. 7		Oak	M.Ingram	B.Mebane	D.Philon	D.Square	D.Perryman	J.Brown	K.Emanuel	Tr.Williams	C.Hayward	J.Addae	D.James	—	—
Oct. 14	at	Cle	M.Ingram	B.Mebane	D.Philon	D.Square	D.Perryman	—	—	Tr.Williams	C.Hayward	J.Addae	D.James	D.King	A.Phillips
Oct. 21		Ten*	M.Ingram	B.Mebane	D.Philon	D.Square	D.Perryman	J.Brown	K.Emanuel	Tr.Williams	C.Hayward	J.Addae	D.James	—	—
Nov. 4	at	Sea	M.Ingram	B.Mebane	C.Liuget	D.Square	D.Perryman	—	—	M.Davis	C.Hayward	J.Addae	D.James	D.King	A.Phillips
Nov. 11	at	Oak	M.Ingram	B.Mebane	C.Liuget	D.Square	D.Perryman	—	—	M.Davis	C.Hayward	J.Addae	D.James	D.King	A.Phillips
Nov. 18		Den	M.Ingram	B.Mebane	C.Liuget	D.Square	K.Emanuel	U.Nwosu	J.Brown	M.Davis	C.Hayward	J.Addae	D.James	—	—
Nov. 25		Ari	M.Ingram	D.Square	D.Philon	J.Bosa	K.Emanuel	U.Nwosu	J.Brown	M.Davis	C.Hayward	J.Addae	D.James	—	—
Dec. 2	at	Pit													
Dec. 9		Cin													
Dec. 13	at	KC													
Dec. 22		Bal													
Dec. 30	at	Den													

\*Played at Wembley Stadium in London, England.

## WEEKLY INACTIVES

Sept. 9		Kansas City:	Joey Bosa, Jeremy Davis, Emmanuel Ellerbee, Brandon Facyson, Forrest Lamp, T.Y. McGill, Scott Quessenberry.
Sept. 16	at	Buffalo:	Joe Barksdale, Travis Benjamin, Joey Bosa, Emmanuel Ellerbee, Forrest Lamp, T.Y. McGill, Cole Toner.
Sept. 23	at	L.A. Rams:	Joe Barksdale, Travis Benjamin, Joey Bosa, Emmanuel Ellerbee, Forrest Lamp, T.Y. McGill, Cole Toner.
Sept. 30		San Francisco:	Joe Barksdale, Joey Bosa, JJ Jones, Forrest Lamp, T.Y. McGill, Cole Toner, Kyzir White.
Oct. 7		Oakland:	Joe Barksdale, Travis Benjamin, Joey Bosa, JJ Jones, Russell Okung, Cole Toner, Kyzir White.
Oct. 14	at	Cleveland:	Joe Barksdale, Travis Benjamin, Joey Bosa, Jatavis Brown, Caleb Sturgis, Cole Toner, Kyzir White.
Oct. 21		Tennessee*:	Joey Bosa, Melvin Gordon III, Forrest Lamp, Trent Scott, Caleb Sturgis, Cole Toner, Kyzir White.
Nov. 4	at	Seattle:	Joey Bosa, Rayshawn Jenkins, Forrest Lamp, Christopher Landrum, Detrez Newsome, Trent Scott, Cole Toner.
Nov. 11	at	Oakland:	Joey Bosa, Jeremy Davis, Forrest Lamp, Christopher Landrum, Trent Scott, Cole Toner, Trevor Williams.
Nov. 18		Denver:	Justin Jones, Forrest Lamp, Christopher Landrum, Detrez Newsome, Trent Scott, Cole Toner, Trevor Williams.
Nov. 25		Arizona:	Forrest Lamp, Christopher Landrum, Brandon Mebane, Jeff Richards, Trent Scott, Cole Toner, Trevor Williams.
Dec. 2	at	Pittsburgh:	
Dec. 9		Cincinnati:	
Dec. 13	at	Kansas City:	
Dec. 22		Baltimore:	
Dec. 30	at	Denver:	

\*Played at Wembley Stadium in London, England.

### SEASON TOTALS

Name	No.	Name	No.	Name	No.
Cole Toner	10	Trevor Williams	3	Brandon Mebane	1
Joey Bosa	9	Jeremy Davis	2	Russell Okung	1
Forrest Lamp	9	JJ Jones	2	Scott Quessenberry	1
Joe Barksdale	5	Detrez Newsome	2	Jeff Richards	1
Trent Scott	5	Caleb Sturgis	2		
Travis Benjamin	4	Jatavis Brown	1		
Christopher Landrum	4	Brandon Facyson	1		
T.Y. McGill	4	Melvin Gordon III	1		
Kyzir White	4	Rayshawn Jenkins	1		
Emmanuel Ellerbee	3	Justin Jones	1		

## REGULAR-SEASON WEEKLY LEADERS

### REGULAR-SEASON WEEKLY LEADERS, LOS ANGELES CHARGERS

		Scoring		Pass Yds.	Carries	Rush Yds.	Catches	Rec. Yds.	Tackles (Solo)	Sacks							
Sept. 9		Kansas City:	4 tied with 6	P.Rivers	424	M.Gordon	15	M.Gordon	64	M.Gordon	9	K.Allen	108	D.James	6 (5)	D.James	1.0
Sept. 16	at	Buffalo:	M.Gordon 18	P.Rivers	256	A.Ekeler	11	A.Ekeler	77	2 tied with 6	K.Allen	67	2 tied with 8	M.Ingram	1.5		
Sept. 23	at	L.A. Rams:	M.Williams 12	P.Rivers	226	M.Gordon	15	M.Gordon	80	M.Williams	4	M.Williams	81	4 tied with 9	B.Mebane	1.0	
Sept. 30		San Francisco:	C.Sturgis 9	P.Rivers	250	M.Gordon	15	M.Gordon	104	2 tied with 7	K.Allen	63	Tr.Williams	8 (7)	D.James	1.0	
Oct. 7		Oakland:	C.Sturgis 8	P.Rivers	339	M.Gordon	19	M.Gordon	58	K.Allen	8	K.Allen	90	D.Perryman	9 (5)	3 tied with 1.0	
Oct. 14	at	Cleveland:	M.Gordon 18	P.Rivers	207	M.Gordon	18	M.Gordon	132	K.Allen	4	Ty.Williams	118	D.Perryman	10 (4)	2 tied with 1.5	
Oct. 21		Tennessee*:	M.Badgley 8	P.Rivers	306	A.Ekeler	12	A.Ekeler	42	2 tied with 5	Ty.Williams	118	D.Perryman	9 (8)	2 tied with 1.0		
Nov. 4	at	Seattle:	4 tied with 6	P.Rivers	228	M.Gordon	16	M.Gordon	113	K.Allen	6	K.Allen	124	J.Brown	14 (9)	4 tied with 1.0	
Nov. 11	at	Oakland:	M.Badgley 8	P.Rivers	223	M.Gordon	18	M.Gordon	93	K.Allen	6	M.Gordon	72	J.Brown	14 (9)	I.Rochell	1.5
Nov. 18		Denver:	M.Badgley 10	P.Rivers	401	M.Gordon	18	M.Gordon	69	K.Allen	9	K.Allen	89	J.Brown	8 (7)	None	
Nov. 25		Arizona:	2 tied with 12	P.Rivers	259	M.Gordon	10	M.Gordon	61	A.Ekeler	10	K.Allen	72	D.James	7 (5)	J.Bosa	2.0
Dec. 2	at	Pittsburgh:															
Dec. 9		Cincinnati:															
Dec. 13	at	Kansas City:															
Dec. 22		Baltimore:															
Dec. 30	at	Denver:															

\*Played at Wembley Stadium in London, England.

### REGULAR-SEASON WEEKLY LEADERS, OPPONENT

		Scoring		Pass Yds.		Carries		Rush Yds.		Catches		Rec. Yds.		Tackles (Solo)		Sacks	
Sept. 9		Kansas City:	T.Hill 18	P.Mahomes 256	K.Hunt 16	K.Hunt 49	T.Hill 7	T.Hill 169	A.Hitchens 15 (7)	D.Ford 1.0							
Sept. 16	at	Buffalo:	S.Hauschka 8	J.Allen 245	L.McCoy 9	L.McCoy 39	L.McCoy 4	Z.Jones 63	2 tied with 7	2 tied with 1.0							
Sept. 23	at	L.A. Rams:	R.Woods 12	J.Goff 354	T.Gurley 23	T.Gurley 105	R.Woods 10	R.Woods 104	C.Littleton 10 (5)	2 tied with 1.0							
Sept. 30		San Francisco:	R.Gould 9	C.Beathard 298	M.Breida 9	M.Breida 39	G.Kittle 6	G.Kittle 125	F.Warner 10 (4)	S.Day 1.0							
Oct. 7		Oakland:	J.Nelson 6	D.Carr 268	M.Lynch 9	M.Lynch 31	J.Richard 6	M.Bryant 91	T.Whitehead 9 (6)	B.Irvin 1.0							
Oct. 14	at	Cleveland:	2 tied with 6	B.Mayfield 238	C.Hyde 14	D.Johnson 36	D.Njoku 7	D.Ratley 82	D.Randall 8 (8)	2 tied with 0.5							
Oct. 21		Tennessee*:	R.Succop 7	M.Mariota 237	D.Lewis 13	D.Lewis 91	T.Sharpe 7	T.Sharpe 101	J.Brown 7 (6)	J.Brown 1.0							
Nov. 4	at	Seattle:	2 tied with 6	R.Wilson 235	M.Davis 15	M.Davis 62	M.Davis 7	D.Baldwin 77	B.Wagner 8 (5)	2 tied with 1.0							
Nov. 11	at	Oakland:	D.Carson 6	D.Carr 243	D.Martin 15	D.Martin 61	J.Richard 5	2 tied with 52	T.Whitehead 7 (4)	M.Hurst 1.0							
Nov. 18		Denver:	P.Lindsay 12	C.Keenum 205	P.Lindsay 11	P.Lindsay 79	3 tied with 4	E.Sanders 56	2 tied with 10	3 tied with 1.0							
Nov. 25		Arizona:	L.Fitzgerald 6	J.Rosen 105	D.Johnson 17	D.Johnson 63	C.Kirk 4	C.Kirk 41	G.Hodges 10 (7)	R.Nkemdiche 2.5							
Dec. 2	at	Pittsburgh:															
Dec. 9		Cincinnati:															
Dec. 13	at	Kansas City:															
Dec. 22		Baltimore:															
Dec. 30	at	Denver:															

\*Played at Wembley Stadium in London, England.

# REGULAR-SEASON PLAYER PARTICIPATION

2018 Season	1	2	3	4	5	6	7	9	10	11	12	13	14	15	16	17	Season Totals			
Player	KC	at BUF	at LAR	SF	OAK	at CLE	TEN	at SEA	at OAK	DEN	ARI	at PIT	CIN	at KC	BAL	at DEN	GP	GS	DNP	INA
Addae, Jahleel	S	S	S	S	S	S	S	S	S	S	S						11	11	0	0
Afriyie, Patrick	PS	PS	PS	PS	PS	PS	PS	PS	PS	PS	PS						0	0	0	0
Allen, Keenan	WR	WR	WR	WR	WR	WR	WR	WR	WR	WR	SUB						11	10	0	0
Badgley, Michael	—	—	—	—	—	—	SUB	PS	SUB	SUB	SUB						5	0	0	0
Barksdale, Joe	RT	INA	INA	INA	INA	INA	INA	SUB	SUB	SUB	SUB						6	1	0	5
Benjamin, Travis	SUB	INA	INA	WR	INA	INA	SUB	SUB	SUB	SUB	SUB						7	1	0	4
Bosa, Joey	INA	INA	INA	INA	INA	INA	INA	INA	INA	INA	DE						2	1	0	9
Brown, Jatavis	SUB	SUB	SUB	LB	LB	INA	LB	SUB	SUB	OLB	OLB						10	5	0	1
Cantrell, Dylan	PS	PS	PS	PS	PS	PS	PS	PS	PS	PS	PS						0	0	0	0
Celestin, Jonathan	—	—	—	—	—	—	—	—	—	—	—						0	0	0	0
Culkin, Sean	2TE	SUB	SUB	SUB	SUB	2TE	2TE	2TE	2TE	2TE	2TE						11	7	0	0
Davis, Jeremy	INA	SUB	SUB	SUB	SUB	SUB	SUB	SUB	INA	SUB	SUB						9	0	0	2
Davis, Michael	SUB	SUB	SUB	SUB	SUB	SUB	SUB	LCB	LCB	LCB	LCB						11	4	0	0
Drango, Spencer	—	—	PS	PS	PS	PS	PS	PS	PS	PS	PS						0	0	0	0
Duarte, Thomas	PS	PS	PS	—	—	—	—	—	—	—	—						0	0	0	0
Dzubnar, Nick	SUB	SUB	SUB	SUB	SUB	SUB	SUB	SUB	SUB	SUB	SUB						11	0	0	0
Ekeler, Austin	SUB	SUB	SUB	SUB	SUB	SUB	RB	SUB	SUB	SUB	SUB						11	1	0	0
Ellerbee, Emmanuel	INA	INA	INA	SUB	SUB	SUB	—	—	—	—	—						3	0	0	3
Emanuel, Kyle	SUB	OLB	SUB	OLB	OLB	SUB	OLB	SUB	SUB	OLB	ILB						11	6	0	0
Facyson, Brandon	INA	SUB	SUB	SUB	SUB	SUB	SUB	SUB	SUB	SUB	SUB						10	0	0	1
Feeney, Dan	LG	LG	LG	LG	LG	LG	LG	LG	LG	LG	LG						11	11	0	0
Gates, Antonio	SUB	SUB	SUB	SUB	SUB	SUB	SUB	SUB	SUB	SUB	SUB						11	0	0	0
Gordon III, Melvin	RB	RB	RB	RB	RB	RB	RB	INA	RB	RB	RB						10	10	0	1
Green, Virgil	TE	TE	TE	TE	TE	TE	TE	TE	TE	TE	TE						11	11	0	0
Hayward Jr., Casey	RCB	RCB	RCB	RCB	RCB	RCB	RCB	RCB	RCB	RCB	RCB						11	11	0	0
Hendy, A.J.	PS	PS	PS	PS	PS	PS	PS	PS	PS	PS	PS						0	0	0	0
Henry, Hunter	PUP	PUP	PUP	PUP	PUP	PUP	PUP	PUP	PUP	PUP	PUP						0	0	0	0
Hines, D'Juan	PS	PS	—	—	—	—	—	—	—	—	—						0	0	0	0
Ingram III, Melvin	DE	DE	DE	DE	DE	DE	DE	DE	DE	DE	DE						11	11	0	0
Jackson, Justin	PS	PS	PS	SUB	SUB	SUB	SUB	SUB	SUB	SUB	SUB						8	0	0	0
James, Derwin	S	S	S	S	S	S	S	S	S	S	S						11	11	0	0
Jenkins, Rayshawnn	SUB	SUB	SUB	SUB	SUB	SUB	SUB	INA	SUB	SUB	SUB						10	0	0	1
Johnson, Tre'von	—	—	—	—	—	PS	PS	PS	PS	SUB	SUB						2	0	0	0
Jones, Cardale	PS	PS	PS	PS	PS	PS	PS	PS	PS	PS	PS						0	0	0	0
Jones, Donnie	—	—	—	—	SUB	SUB	SUB	SUB	SUB	SUB	SUB						8	0	0	0
Jones, JJ	SUB	SUB	SUB	INA	INA	—	—	—	—	—	—						3	0	0	1
Jones, Justin	SUB	SUB	SUB	SUB	SUB	SUB	SUB	SUB	SUB	INA	SUB						10	0	0	3
Kaser, Drew	SUB	SUB	SUB	SUB	—	—	—	—	—	—	—						4	0	0	0
King II, Desmond	CB	SUB	CB	SUB	SUB	3CB	SUB	CB	CB	SUB	SUB						11	5	0	0
Lamp, Forrest	INA	INA	INA	INA	DNP	SUB	INA	INA	INA	INA	INA						1	0	1	9
Landrum, Christopher	SUB	SUB	SUB	SUB	SUB	SUB	SUB	INA	INA	INA	INA						7	0	0	5
Lanier, Anthony	—	—	—	—	—	—	—	—	PS	PS	PS						0	0	0	0
Liuget, Corey	SUS	SUS	SUS	SUS	SUB	SUB	SUB	DT	DT	DT	IR						6	3	0	0
Mager, Craig	SUB	IR	IR	—	—	—	—	—	—	—	—						1	0	0	0
Mayle, Vince	—	—	—	PS	PS	PS	PS	PS	PS	PS	PS						0	0	0	0
McGill, T.Y.	INA	INA	INA	INA	—	—	—	—	—	—	SUB						1	0	0	4
McGloster, Jamar	—	—	—	—	PS	—	—	—	—	—	—						0	0	0	0
Mebane, Brandon	NT	NT	NT	NT	NT	NT	NT	NT	NT	NT	INA						10	10	0	1
Newsome, Detrez	SUB	SUB	SUB	PS	PS	PS	SUB	INA	DNP	INA	SUB						5	0	1	2
Nwosu, Uchenna	SUB	SUB	SUB	SUB	SUB	SUB	SUB	SUB	SUB	ILB	OLB						11	2	0	0
Okung, Russell	LT	LT	LT	LT	INA	LT	LT	LT	LT	LT	LT						10	10	0	1
Patton, Andre	PS	PS	PS	PS	PS	PS	PS	PS	PS	PS	PS						0	0	0	0
Perryman, Denzel	ILB	ILB	ILB	ILB	ILB	ILB	ILB	ILB	ILB	IR	IR						9	9	0	0
Phillips, Adrian	SUB	SUB	SUB	SUB	SUB	3S	SUB	S	S	SUB	SUB						11	3	0	0
Philon, Darius	DT	DT	DT	DT	DT	DT	DT	SUB	SUB	SUB	DT						11	8	0	0
Pouncey, Mike	C	C	C	C	C	C	C	C	C	C	C						11	11	0	0
Pullard, Hayes	—	—	—	—	—	—	—	SUB	SUB	SUB	SUB						4	0	0	0
Quessenberry, Scott	INA	SUB	SUB	SUB	SUB	SUB	SUB	SUB	SUB	SUB	SUB						10	0	0	1
Richards, Jeff	—	—	—	—	—	PS	PS	SUB	SUB	SUB	INA						3	0	0	1
Richardson, Steven	PS	PS	PS	PS	—	—	—	—	—	—	—						0	0	0	0
Rivers, Philip	QB	QB	QB	QB	QB	QB	QB	QB	QB	QB	QB						11	11	0	0
Roberts, Austin	IR	IR	IR	IR	IR	IR	IR	IR	IR	IR	IR						0	0	0	0
Rochell, Isaac	DE	DE	DE	SUB	SUB	SUB	SUB	SUB	SUB	SUB	SUB						11	3	0	0
Schofield III, Michael	RG	RG	RG	RG	RG	RG	RG	RG	RG	RG	RG						11	11	0	0
Scott, Artavis	IR	IR	IR	IR	IR	IR	IR	IR	IR	IR	IR						0	0	0	0
Scott, Trent	PS	DNP	SUB	SUB	RT	SUB	INA	INA	INA	INA	INA						4	1	1	5
Smith, Geno	DNP	SUB	DNP	DNP	DNP	SUB	SUB	DNP	DNP	SUB	SUB						5	0	6	0
Square, Damion	SUB	SUB	SUB	DE	DE	DE	DE	DE	DE	DE	NT						11	8	0	0
Stribling, Channing	—	—	—	PS	PS	—	—	—	—	—	—						0	0	0	0
Sturgis, Caleb	SUB	SUB	SUB	SUB	SUB	INA	INA	SUB	—	—	—						6	0	0	2
Tevi, Sam	SUB	RT	RT	RT	LT	RT	RT	RT	RT	RT	RT						11	10	0	0
Toner, Cole	SUB	INA	INA	INA	INA	INA	INA	INA	INA	INA	INA						1	0	0	10
Verrett, Jason	IR	IR	IR	IR	IR	IR	IR	IR	IR	IR	IR						0	0	0	0
Watkins, Jaylen	IR	IR	IR	IR	IR	IR	IR	IR	IR	IR	IR						0	0	0	0
Watt, Derek	SUB	SUB	SUB	SUB	SUB	SUB	SUB	FB	FB	SUB	FB						11	3	0	0
White, Kyzir	OLB	OLB	OLB	INA	INA	INA	INA	IR	IR	IR	IR						3	3	0	4
Williams, Mike	SUB	WR	WR	WR	WR	SUB	SUB	SUB	SUB	SUB	WR						11	5	0	0
Williams, Trevor	LCB	LCB	LCB	LCB	LCB	LCB	LCB	SUB	INA	INA	INA						8	7	0	3
Williams, Tyrell	WR	WR	WR	WR	WR	WR	WR	SUB	SUB	WR	SUB						11	8	0	0
Wilson, Kyle	—	—	—	—	—	—	—	—	PS	PS	PS						0	0	0	0
Windt, Mike	SUB	SUB	SUB	SUB	SUB	SUB	SUB	SUB	SUB	SUB	SUB						11	0	0	0

**STARTERS FOR EACH GAME IN BOLD:** DNP — Did Not Play, INA — Inactive, IR — Reserve/Injured, IR/DFR — Reserve Injured; Designated for Return, NF/IL — Non-Football Illness List, PS — Practice Squad, PUP — Reserve/Physically Unable to Perform, SUB — Substitute, SUS — Reserve/Suspended, 2TE — Started as Second Tight End, 3TE - Started as Third Tight End, 3CB — Started as Third Cornerback, 3S — Started as Third Safety.



## CHARGERS BIG GAMES AGAINST PITTSBURGH

### ALL-TIME 300-YARD PASSING GAMES

#### BY YARDS

Yards	Date	Player	Opponent	Cmp-Att	TD
372	Dec. 8, 1985	Dan Fouts	vs. Pittsburgh	21-33	3
365	Oct. 12, 2015	Philip Rivers	vs. Pittsburgh	35-48	2
334	Dec. 13, 1987	Dan Fouts	vs. Pittsburgh	29-52	1
308	Dec. 22, 1980	Dan Fouts	vs. Pittsburgh	21-37	0

#### POSTSEASON

Yards	Date	Player	Opponent	Cmp-Att	TD
333	Jan. 9, 1983	Dan Fouts	at Pittsburgh*	27-42	3
308	Jan. 11, 2009	Philip Rivers	at Pittsburgh**	21-35	3

\*AFC Wild Card

\*\*AFC Divisional

#### BY PLAYER

Player	Total	W	L	T	Win Pct.
Dan Fouts .....	3	2	1	0	.667
Philip Rivers.....	1	0	1	0	.000
<b>Total (Two Players).....</b>	<b>4</b>	<b>2</b>	<b>2</b>	<b>0</b>	<b>.500</b>

#### POSTSEASON

Player	Total	W	L	T	Pct.
Dan Fouts .....	1	1	0	0	1.000
Philip Rivers.....	1	0	1	0	.000
<b>Total (Two Players).....</b>	<b>2</b>	<b>1</b>	<b>1</b>	<b>0</b>	<b>.500</b>

### ALL-TIME 100-YARD RUSHING GAMES

#### BY YARDS

Yards	Date	Player	Opponent	Att	TD
170	Dec. 11, 1988	Gary Anderson	vs. Pittsburgh	26	0
115	Dec. 22, 1980	Chuck Muncie	vs. Pittsburgh	26	1

#### POSTSEASON

Yards	Date	Player	Opponent	Att	TD
126	Jan. 9, 1983	Chuck Muncie	at Pittsburgh*	25	0

\*AFC Wild Card

#### BY PLAYER

Player	Total	W	L	T	Win Pct.
Gary Anderson .....	1	1	0	0	1.000
Chuck Muncie.....	1	1	0	0	1.000
<b>Total (Two Players).....</b>	<b>2</b>	<b>2</b>	<b>0</b>	<b>0</b>	<b>1.000</b>

#### POSTSEASON

Player	Total	W	L	T	Pct.
Chuck Muncie.....	1	1	0	0	1.000

### ALL-TIME 100-YARD RECEIVING GAMES

#### BY YARDS

Yards	Date	Player	Opponent	Rec	TD
171	Dec. 22, 1980	Kellen Winslow	vs. Pittsburgh	10	0
154	Dec. 8, 1985	Wes Chandler	vs. Pittsburgh	5	2
124	Oct. 4, 2009	Antonio Gates	at Pittsburgh	9	2
116	Dec. 13, 1987	Wes Chandler	vs. Pittsburgh	7	0
113	Dec. 24, 2000	Jeff Graham	vs. Pittsburgh	5	1
111	Oct. 3, 1971	Billy Parks	at Pittsburgh	8	1
110	Dec. 8, 1985	Charlie Joiner	vs. Pittsburgh	6	0
106	Nov. 18, 1979	John Jefferson	vs. Pittsburgh	5	1
105	Nov. 25, 1984	Wes Chandler	at Pittsburgh	4	1
104	Nov. 19, 1989	Anthony Miller	at Pittsburgh	7	2
102	Dec. 21, 2003	Kassim Osgood	at Pittsburgh	4	1

#### POSTSEASON

Yards	Date	Player	Opponent	Rec	TD
124	Jan. 9, 1983	Wes Chandler	at Pittsburgh*	9	0
102	Jan. 9, 1983	Kellen Winslow	at Pittsburgh*	7	2

\*AFC Wild Card

#### BY PLAYER

Player	Total	W	L	T	Win Pct.
Wes Chandler .....	3	1	2	0	.333
Antonio Gates.....	1	0	1	0	.000
Jeff Graham .....	1	0	1	0	.000
John Jefferson .....	1	1	0	0	1.000
Charlie Joiner .....	1	1	0	0	1.000
Anthony Miller .....	1	0	1	0	.000
Kassim Osgood.....	1	0	1	0	.000
Billy Parks .....	1	0	1	0	.000
Kellen Winslow.....	1	1	0	0	1.000
<b>Total (Nine Players) .....</b>	<b>11</b>	<b>4</b>	<b>7</b>	<b>0</b>	<b>.363</b>

#### POSTSEASON

Player	Total	W	L	T	Pct.
Wes Chandler .....	1	1	0	0	1.000
Kellen Winslow.....	1	1	0	0	1.000
<b>Total (Two Players).....</b>	<b>2</b>	<b>2</b>	<b>0</b>	<b>0</b>	<b>1.000</b>

### ALL-TIME 200-YARD ALL-PURPOSE GAMES

#### BY YARDS

Yards	Date	Player	Opponent	Scrim.	Ret.
203	Nov. 25, 1984	Lionel James	at Pittsburgh	28	175

#### POSTSEASON

Yards	Date	Player	Opponent	Scrim.	Ret.
274	Jan. 11, 2009	Darren Sproles	at Pittsburgh**	106	168

\*AFC Divisional

#### BY PLAYER

Player	Total	W	L	T	Win Pct.
Lionel James .....	1	0	1	0	.000

#### POSTSEASON

Player	Total	W	L	T	Pct.
Darren Sproles .....	1	0	1	0	.000

## 2018 SINGLE-GAME HIGHS

### INDIVIDUAL

#### Passing

Longest Scoring Pass — 75, P.Rivers to Ty. Williams,  
Oct. 21 vs. Tennessee in London  
Longest Non-Scoring Pass — 54, P.Rivers to K. Allen,  
Nov. 4 at Seattle  
Most Passing Attempts — 51, P.Rivers, Sept. 9 vs. Kansas City  
Most Completions — 34, P.Rivers, Sept. 9 vs. Kansas City  
Most Passing Yards — 424, P.Rivers, Sept 9 vs. Kansas City  
Most Passing Touchdowns — 3, four times, most recently P.Rivers,  
Nov. 25 vs Arizona  
Highest Completion Percentage (min. 20 att) — 96.6, P.Rivers,  
Nov. 25 vs. Arizona  
Highest Passer Rating (min. 20 att) — 138.4, P.Rivers,  
Nov. 25 vs. Arizona

#### Rushing

Longest Scoring Run — 34, M.Gordon, Nov. 4 at Seattle  
Longest Non-Scoring Run — 34, M.Gordon, Sept 30 vs San Francisco  
Most Rushing Attempts — 19, M.Gordon, Oct. 7 vs Oakland  
Most Rushing Yards — 132, M.Gordon, Oct. 14 at Cleveland  
Most Rushing Touchdowns — 3, M.Gordon, Oct. 14 at Cleveland

#### Receiving

Most Receptions — 10, A.Ekeler, Nov. 25 vs. Arizona  
Most Receiving Yards — 124, K. Allen, Nov. 4 at Seattle  
Most Receiving Touchdowns — 2, three times, most recently  
M. Williams, Nov. 25 vs. Arizona

#### Total Offense

Most Total Yards from Scrimmage — 166, M.Gordon,  
Sept 9 vs. Kansas City  
Most Touchdowns — 3, M. Gordon, Oct. 14 at Cleveland

#### Special Teams

Longest Punt — 63, D.Kaser, Sept 9 vs. Kansas City  
Longest Field Goal — 49, C.Sturgis, Oct. 7 vs Oakland  
Most Attempted Field Goals — 4, C.Sturgis, Sept 30 vs San Francisco  
Most Made Field Goals — 3, twice, most recently M. Badgley,  
Nov. 18 vs Denver

#### Returns

Longest Kickoff Return — 40, D. King, Nov. 25 vs. Arizona  
Longest Punt Return — 56, D.King, Sept 30 vs San Francisco  
Longest Interception Return — 86, Tr. Williams, Sept 30 vs San Francisco  
Longest Fumble Return — None

#### Defense

Most Interceptions — 2, D.King, Oct. 14 at Cleveland  
Most Tackles — 14, twice, most recently J.Brown, Nov. 11 at Oakland  
Most Solo Tackles — 9, twice, most recently J.Brown,  
Nov. 11 at Oakland  
Most Sacks — 2.0, J.Bosa, Nov. 25 vs. Arizona  
Most Passes Defensed — 5, D.King, Oct. 14 at Cleveland

### TEAM

#### Most, Offense

First Downs — 33, Sept 9 vs. Kansas City  
Rushing Attempts — 36, Oct. 14 at Cleveland  
Rushing Yards — 246, Oct. 14 at Cleveland  
Rushing Touchdowns — 3, Oct. 14 at Cleveland  
Passing Attempts — 51, Sept 9 vs. Kansas City  
Completions — 34, Sept 9 vs. Kansas City  
Net Passing Yards — 424, Sept 9 vs. Kansas City  
Touchdowns Thrown — 3, four times, most recently  
Sept 30 vs San Francisco  
Offensive Plays — 74, Sept 9 vs. Kansas City  
Total Offense — 541, Sept 9 vs. Kansas City  
Time of Possession — 37:49, Nov. 18 vs Denver

#### Most, Turnovers

Turnovers — 2, twice, most recently Nov. 18 vs Denver  
Interceptions Thrown — 2, Nov. 18 vs Denver  
Fumbles — 2, twice, most recently Sept. 23 at L.A. Rams  
Fumbles Lost — 2, Sept. 23 at L.A. Rams

#### Longest Scoring Drives

Plays — 14, Oct. 21 vs. Tennessee in London  
Yards — 96, twice, most recently Oct. 7 vs Oakland  
Time — 7:12, Oct. 7 vs Oakland

#### Shortest Scoring Drives

Plays — 1, Oct. 21 vs. Tennessee in London  
Yards — 2, Sept 30 vs San Francisco  
Time — 0:09, Oct. 21 vs. Tennessee in London

#### Fewest, Defense

First Downs Allowed — 10, Nov. 25 vs. Arizona  
Rushing Attempts Allowed — 13, Oct. 7 vs Oakland  
Rushing Yards Allowed — 41, Oct. 7 vs Oakland  
Passing Attempts Allowed — 19, Nov. 25 vs. Arizona  
Completions Allowed — 12, Nov. 25 vs. Arizona  
Net Passing Yards Allowed — 105, Sept. 16 at Buffalo  
Total Plays Allowed — 45, Nov. 25 vs. Arizona  
Total Yards Allowed — 149, Nov. 25 vs. Arizona

#### Most, Defense

Takeaways — 2, five times, most recently Oct. 14 at Cleveland  
Interceptions — 2, three times, most recently Oct. 14 at Cleveland  
Fumbles Forced — 1, four times, most recently  
Oct. 7 vs Oakland  
Fumbles Recovered — 1, twice, most recently Oct. 7 vs Oakland  
Passes Defensed — 11, Oct. 14 at Cleveland  
Sacks — 5, twice, most recently Oct. 14 at Cleveland

## GAME-BY-GAME PASSES DEFENSED

Sept. 9		Kansas City:	Desmond King II (1), Damion Square (1), Trevor Williams (1).
Sept. 16	at	Buffalo:	Kyzir White (3), Adrian Phillips (2), Jahleel Addae (1), Jatavis Brown (1), Casey Hayward Jr. (1), Derwin James (1).
Sept. 23	at	L.A. Rams:	Derwin James (2), Jahleel Addae (1), Brandon Mebane (1).
Sept. 30		San Francisco:	Casey Haywar Jr. (2), Derwin James (2), Trevor Williams (2), Jatavis Brown (1), Denzel Perryman (1), Isaac Rochell (1), Damion Square (1).
Oct. 7		Oakland:	Melvin Ingram III (1), Adrian Phillips (1), Trevor Williams (2).
Oct. 14	at	Cleveland:	Desmond King II (5), Adrian Phillips (2), Melvin Ingram III (1), Casey Hayward Jr. (1), Corey Liuget (1), Darius Philon (1).
Oct. 21		Tennessee*:	Melvin Ingram III (2), Adrian Phillips (2), Desmond King II (1), Denzel Perryman (1).
Nov. 4	at	Seattle:	Desmond King II (3), Jahleel Addae (1), Casey Hayward Jr. (1).
Nov. 11	at	Oakland:	Michael Davis (1), Casey Hayward (1), Derwin James (1), Adrian Phillips (1).
Nov. 18		Denver:	Michael Davis (1), Casey Hayward (1).
Nov. 25		Arizona:	Derwin James (3), Melvin Ingram (1), Uchenna Nwosu (1).
Dec. 2	at	Pittsburgh:	
Dec. 9		Cincinnati:	
Dec. 13	at	Kansas City:	
Dec. 22		Baltimore:	
Dec. 30	at	Denver:	

\*Played at Wembley Stadium in London, England.

### SEASON TOTALS (62)

Name	No.	Name	No.
Desmond King II	10	Denzel Perryman	2
Derwin James	9	Damion Square	2
Adrian Phillips	8	Corey Liuget	1
Casey Hayward Jr.	7	Brandon Mebane	1
Melvin Ingram III	5	Uchenna Nwosu	1
Trevor Williams	4	Darius Philon	1
Jahleel Addae	3	Isaac Rochell	1
Kyzir White	3		
Jatavis Brown	2		
Michael Davis	2		

## GAME-BY-GAME SACKS

Sept. 9		Kansas City:	Derwin James (1.0-0).
Sept. 16	at	Buffalo:	Melvin Ingram III (1.5-13.5), Jatavis Brown (1.0-8), Derwin James (1.0-6), Uchenna Nwosu (1.0-3), Damion Square (0.5-5.5).
Sept. 23	at	L.A. Rams:	Brandon Mebane (1.0-4).
Sept. 30		San Francisco:	Derwin James (1.0-10).
Oct. 7		Oakland:	Melvin Ingram III (1.0-7), Darius Philon (1.0-7), Isaac Rochell (1.0-6).
Oct. 14	at	Cleveland:	Corey Liuget (1.5-9.5), Damion Square (1.5-5), Isaac Rochell (1.0-5), Derwin James (0.5-1), Rayshawn Jenkins (0.5-3.5).
Oct. 21		Tennessee*:	Melvin Ingram III (1.0-7), Darius Philon (1.0-4).
Nov. 4	at	Seattle:	Jahleel Addae (1.0-13), Melvin Ingram III (1.0-4), Isaac Rochell (1.0-13), Damion Square (1.0-3).
Nov. 11	at	Oakland:	Isaac Rochell (1.5-13), Melvin Ingram III (1.0-15), Justin Jones (0.5-3.5), Uchenna Nwosu (0.5-3.5), Darius Philon (0.5-5).
Nov. 18		Denver:	None.
Nov. 25		Arizona:	Joey Bosa (2.0-18)
Dec. 2	at	Pittsburgh:	
Dec. 9		Cincinnati:	
Dec. 13	at	Kansas City:	
Dec. 22		Baltimore:	
Dec. 30	at	Denver:	

\*Played at Wembley Stadium in London, England.

### SEASON TOTALS (28.0 — 196)

Name	No.	Yards	Name	No.	Yards
Melvin Ingram III	5.5	46.5	Rayshawn Jenkins	0.5	3.5
Isaac Rochell	4.5	37	Justin Jones	0.5	3.5
Derwin James	3.5	17			
Damion Square	3.0	13.5			
Darius Philon	3.5	16			
Corey Liuget	1.5	9.5			
Uchenna Nwosu	1.5	6.5			
Jahleel Addae	1.0	13			
Jatavis Brown	1.0	8			
Brandon Mebane	1.0	4			

## ALL-TIME SERIES HISTORY

Franchise	REGULAR SEASON						POSTSEASON					PRESEASON		
	W	L	T	Pct.	PF	PA	W	L	Pct.	PF	PA	W	L	T
Arizona Cardinals <sup>1</sup>	10	4	0	.714	367	277	0	0	—			14	10	0
Atlanta Falcons	2	8	0	.200	130	213	0	0	—			4	2	0
Baltimore Ravens	5	6	0	.455	226	231	0	0	—			0	0	0
Buffalo Bills	24	10	2	.706	899	609	1	2	0.333	27	57	0	1	0
Carolina Panthers	1	5	0	.167	93	147	0	0	—			0	0	0
Chicago Bears	5	7	0	.417	232	204	0	0	—			4	3	0
Cincinnati Bengals	19	14	0	.576	788	722	1	1	.500	34	37	0	0	0
Cleveland Browns <sup>2</sup>	17	9	1	.648	650	512	0	0	—			1	0	1
Dallas Cowboys	5	6	0	.455	261	256	0	0	—			9	7	0
Denver Broncos	51	65	1	.440	2,517	2,494	0	1	.000	17	24	5	2	0
Detroit Lions	7	4	0	.636	244	250	0	0	—			0	1	0
Green Bay Packers	1	10	0	.091	186	342	0	0	—			2	1	1
Houston Texans	5	1	0	.833	164	100	0	0	—			1	0	0
Indianapolis Colts <sup>3</sup>	16	10	0	.615	616	449	2	1	.667	71	76	2	2	0
Jacksonville Jaguars	7	3	0	.700	291	178	0	0	—			0	0	0
Kansas City Chiefs <sup>4</sup>	54	61	1	.470	2,334	2,558	1	0	1.000	17	0	5	2	0
Los Angeles Rams <sup>5</sup>	5	7	0	.417	313	325	0	0	—			19	18	0
Miami Dolphins	13	16	0	.448	645	646	2	2	.500	76	124	3	1	0
Minnesota Vikings	6	6	0	.500	300	279	0	0	—			3	11	1
New England Patriots <sup>6</sup>	14	22	2	.389	747	904	1	2	.333	84	55	5	2	0
New Orleans Saints	7	5	0	.583	323	234	0	0	—			4	4	0
New York Giants	7	5	0	.583	319	281	0	0	—			5	3	0
New York Jets <sup>7</sup>	22	12	1	.647	996	705	0	2	.000	31	37	4	2	1
Oakland Raiders <sup>8</sup>	54	62	2	.466	2,555	2,563	0	1	.000	27	34	7	7	0
Philadelphia Eagles	7	5	0	.583	235	242	0	0	—			3	1	0
Pittsburgh Steelers	7	22	0	.241	525	743	2	1	.667	72	76	1	2	0
San Francisco 49ers	8	6	0	.571	323	374	0	1	.000	26	49	21	26	0
Seattle Seahawks	25	26	0	.490	1,067	1,066	0	0	—			5	11	0
Tampa Bay Buccaneers	8	3	0	.727	300	212	0	0	—			0	0	0
Tennessee Titans <sup>9</sup>	27	14	1	.659	1,088	921	1	3	.250	50	57	7	3	0
Washington Redskins	4	7	0	.364	239	268	0	0	—			1	0	0
<b>ALL-TIME TOTALS</b>	<b>443</b>	<b>441</b>	<b>11</b>	<b>.501</b>	<b>19,973</b>	<b>19,305</b>	<b>11</b>	<b>17</b>	<b>.393</b>	<b>532</b>	<b>626</b>	<b>135</b>	<b>122</b>	<b>4</b>

Note: Prior to 1972, tie games were not included in winning percentage.

1—Known as St. Louis Cardinals (1960-87) and Phoenix Cardinals (1988-93)

2—Did not play from 1996-98 after relocation to Baltimore, but rejoined as an expansion franchise in 1999

3—Known as Baltimore Colts (1960-83)

4—Known as Dallas Texans (1960-62)

5—Known Los Angeles Rams (1960-94 and 2016-present) and St. Louis Rams (1995-2015)

6—Known as Boston Patriots (1960-70)

7—Known as Titans of New York (1960-62)

8—Known as Oakland Raiders (1960-81 and 1995-present) and Los Angeles Raiders (1982-94)

9—Known as Houston Oilers (1960-96) and Tennessee Oilers (1997-98)



***RECORDS***  
***SECTION***



## INDIVIDUAL RECORDS

### POINTS

#### Most, Career

1,076	John Carney, 1990-00
918	LaDainian Tomlinson, 2001-09
889	Nate Kaeding, 2004-12

#### Most, Season

186	LaDainian Tomlinson, 2006
146	Nate Kaeding, 2009
144	Nick Novak, 2013

#### Most, Season, Rookie

114	Nate Kaeding, 2004
106	Josh Lambo, 2015
	Dennis ParTEE, 1968
94	Herb Travenio, 1965

#### Most, Game

30	Kellen Winslow at Oakland Nov. 22, 1981
24	(9x) Last: D. Woodhead vs. Miami Dec. 20, 2015
19	Greg Davis at Oakland Oct. 5, 1997

### TOUCHDOWNS

#### Most Seasons Leading League

3	Lance Alworth, 1964, 1965, 1966
1	LaDainian Tomlinson, 2006

#### Most, Career

153	LaDainian Tomlinson, 2001-09
116	Antonio Gates, 2003-18
83	Lance Alworth, 1962-70

#### Most, Season

31	LaDainian Tomlinson, 2006
20	LaDainian Tomlinson, 2005
19	Chuck Muncie, 1981

#### Most, Game

5	Kellen Winslow at Oakland Nov. 22, 1981
4	(9x) Last: D. Woodhead vs. Miami Dec. 20, 2015
3	(42x) Last: M. Gordon at Cleveland Oct. 15, 2018

#### Most Consecutive Games

18	LaDainian Tomlinson, 2004-05
10	LaDainian Tomlinson, 2006
9	Antonio Gates, 2009-10
	Natrone Means, 1993-94
	Lance Alworth, 1963

### POINTS AFTER TOUCHDOWN

#### Most, Career

349	Nate Kaeding, 2004-12
328	Rolf Benirschke, 1977-86
293	John Carney, 1990-00

#### Most, Season

58	Nate Kaeding, 2006
55	Rolf Benirschke, 1981
54	Nate Kaeding, 2004

#### Most, Game

7	(6x) Last: Nate Kaeding vs. Den. Dec. 28, 2008
6	(29x) Last: M. Badgley vs. Ariz. Nov. 25, 2018
5	(53x) Last: M. Badgley at Clev. Oct. 15, 2018

#### Most Consecutive

250	Nate Kaeding, 2004-09
128	Nick Novak, 2011-14
87	Rolf Benirschke, 1983-86

#### Most Attempts, Career

352	Rolf Benirschke, 1977-86
351	Nate Kaeding, 2004-12
298	John Carney, 1990-00

#### Most Attempts, Season

61	Rolf Benirschke, 1981
58	Nate Kaeding, 2006
55	Nate Kaeding, 2004
	Bob Thomas, 1985

#### Most Attempts, Game

8	Rolf Benirschke at Oakland Nov. 22, 1981
7	(6x) Last: N. Kaeding vs. Den. Dec. 28, 2008
6	(37x) Last: N. Novak vs. Buffalo Nov. 19, 2017

### TWO-POINT CONVERSIONS

#### Most, Career

3	Ronnie Harmon, 1990-95
2	Ladarius Green, 2012-15
	Legedu Naanee, 2007-10
	Dave Kocourek, 1960-65
1	(19x) Last: Antonio Gates, 2018

#### Most, Season

3	Ronnie Harmon, 1994
2	Melvin Gordon, 2018
1	(24x) Last: Melvin Gordon vs. 49ers Sept. 30, 2018

#### Most, Game

2	Ladarius Green vs. Oakland Oct. 25, 2015
1	(27x) Last: Melvin Gordon vs. 49ers Sept. 30, 2018

### FIELD GOALS

#### Most, Career

261	John Carney, 1990-00
180	Nate Kaeding, 2004-12
146	Rolf Benirschke, 1977-86

#### Most, Season

34	Nick Novak, 2013
	John Carney, 1994
32	Nate Kaeding, 2009
31	John Carney, 1993, 1999

#### Most, Game

6	(3x) Last: Greg Davis at Oakland Oct. 5, 1997
5	(11x) Last: Nate Kaeding at Oak. Sept. 10, 2012
4	(33x) Last: N. Novak vs. Buffalo Nov. 19, 2017

#### Most, Game, No Misses

6	(3x) Last: Greg Davis at Oakland Oct. 5, 1997
5	(10x) Last: Nate Kaeding at Oak. Sept. 10, 2012
4	(23x) Last: Josh Lambo at Atl. Oct. 23, 2016

#### Highest Percentage, Career (min. 100 att.)

.870	Nate Kaeding, 2004-12 (180 of 207)
.846	Nick Novak, 2011-14, 17 (110 of 130)
.816	John Carney, 1990-00 (261 of 320)

#### Highest Percentage, Season (min. 14 att.)

.919	Nick Novak, 2013 (34 of 37)
.914	Nate Kaeding, 2009 (32 of 35)
.905	John Carney, 1990 (19 of 21)

#### Most Consecutive

32	Nick Novak, 2013-14
29	John Carney, 1992-93
22	Nate Kaeding, 2009-10

#### Most Attempts, Career

320	John Carney, 1990-00
208	Rolf Benirschke, 1977-86
207	Nate Kaeding, 2004-12

#### Most Attempts, Season

40	John Carney, 1993
38	John Carney, 1994
37	Nick Novak, 2013

#### Most Attempts, Game

7	Dick Van Raaphorst at N.Y. Jets Oct. 8, 1966
6	(6x) Last: Steve Christie vs. Den. Dec. 1, 2002
5	(25x) Last: N. Novak vs. Buffalo Nov. 19, 2017

#### Longest

57	Nate Kaeding at Tampa Bay Dec. 21, 2008
55	Nate Kaeding vs. Kansas City Nov. 29, 2009
54	(5x) Last: Josh Lambo vs. Pitt. Oct. 12, 2015

### RUSHING YARDS

#### Most Seasons Leading League

2	LaDainian Tomlinson, 2006, 2007
1	Dick Post, 1968
	Paul Lowe, 1965

#### Most, Career

12,490	LaDainian Tomlinson, 2001-09
4,972	Paul Lowe, 1960-68
4,297	Marion Butts, 1989-93

### Most, Season

1,815	LaDainian Tomlinson, 2006
1,683	LaDainian Tomlinson, 2002
1,645	LaDainian Tomlinson, 2003

### Most, Game

243	LaDainian Tomlinson vs. Oakl. Dec. 28, 2003
220	LaDainian Tomlinson vs. Denver Dec. 1, 2002
217	LaDainian Tomlinson vs. N.E. Sept. 29, 2002
	Gary Anderson vs. Kansas City, Dec. 18, 1988

### Longest Run

87t	Melvin Gordon at New England Oct. 29, 2017
87t	Paul Lowe at Dallas Sept. 10, 1961
86t	Keith Lincoln at Oakland, Sept. 30, 1962
85t	L. Tomlinson vs. Kansas City Dec. 17, 2006

### RUSHING TOUCHDOWNS

#### Most Seasons Leading League

3	LaDainian Tomlinson, 2004, 2006, 2007
---	---------------------------------------

#### Most, Career

138	LaDainian Tomlinson, 2001-09
43	Chuck Muncie, 1980-84
38	Paul Lowe, 1960-67

#### Most, Season

28	LaDainian Tomlinson, 2006
19	Chuck Muncie, 1981
18	LaDainian Tomlinson, 2005

#### Most, Game

4	LaDainian Tomlinson vs. Oak., Oct. 14, 2007
	L. Tomlinson at Cincinnati, Nov. 12, 2006
	L. Tomlinson at San Francisco, Oct. 15, 2006
	Chuck Muncie vs. Denver, Nov. 29, 1981
	Clarence Williams vs. Buffalo, Sept. 16, 1979
3	(22x), Last: M. Gordon at Clev. Oct. 15, 2018
2	(114x), Last: M. Gordon vs. Ariz. Nov. 25, 2018

### RUSHING AVERAGE

#### Highest, Career (minimum 500 att.)

4.90	Paul Lowe, 1960-68
4.71	Keith Lincoln, 1961-66, 68
4.43	Dick Post, 1967-70

#### Highest, Season (minimum 100 att.)

6.45	Keith Lincoln, 1963
6.29	Paul Lowe, 1960
5.71	Paul Lowe, 1963

#### Highest, Game (minimum 10 att.)

14.7	Michael Turner at Denver Oct. 7, 2007
13.8	Keith Lincoln at Oakland Sept. 30, 1962
12.7	Keith Lincoln at Kansas City Oct. 20, 1963

### RUSHING ATTEMPTS

#### Most Seasons Leading League

1	Paul Lowe, 1965
---	-----------------

#### Most, Career

2,880	LaDainian Tomlinson, 2001-09
1,031	Marion Butts, 1989-93
1,015	Paul Lowe, 1960-68

#### Most, Season

372	LaDainian Tomlinson, 2002
348	LaDainian Tomlinson, 2006
343	Natrone Means, 1994

#### Most, Game

39	LaDainian Tomlinson at Oakland Oct. 20, 2002
	Marion Butts at Kansas City Dec. 17, 1989
37	(3x) Last: L. Tomlinson at Oak. Nov. 21, 2004
36	L. Tomlinson vs. Washington, Sept. 9, 2001
	Gary Brown at Oakland, Oct. 5, 1997

### PASS ATTEMPTS

#### Most Seasons Leading League

1	Philip Rivers, 2015
---	---------------------

#### Most, Career

6,836	Philip Rivers, 2004-18
5,604	Dan Fouts, 1973-87
3,640	John Hadl, 1962-72



**Most, Season**

661	Philip Rivers, 2015
609	Dan Fouts, 1981
589	Dan Fouts, 1980

**Most, Game**

65	Philip Rivers at Green Bay Oct. 18, 2015
58	Philip Rivers vs. Oakland Oct. 25, 2015
	Mark Herrmann at Kansas City Dec. 22, 1985
56	Dan Fouts vs. Miami Nov. 18 1984 (OT)

**PASS COMPLETIONS****Most Seasons Leading League**

1	Philip Rivers, 2015
---	---------------------

**Most, Career**

4,410	Philip Rivers, 2004-18
3,297	Dan Fouts, 1973-1987
1,824	John Hadl, 1962-1972

**Most, Season**

437	Philip Rivers, 2015
379	Philip Rivers, 2014
378	Philip Rivers, 2013

**Most, Game**

43	Philip Rivers at Green Bay Oct. 18, 2015
38	Philip Rivers vs. Oakland Oct. 25, 2015
37	Mark Herrmann at Kansas City Dec. 22, 1985
	Dan Fouts vs. Miami Nov. 18, 1984 (OT)

**Most Consecutive**

25	Philip Rivers vs. Arizona Nov. 25, 2018
22	Philip Rivers vs. Detroit Sept. 13, 2015 and at Cincinnati Sept. 20, 2015
20	Philip Rivers vs. Detroit Sept. 13, 2015

**COMPLETION PERCENTAGE****Most Seasons Leading League**

1	Philip Rivers, 2013
---	---------------------

**Highest, Career (minimum 500 att.)**

.645	Philip Rivers, 2004-18
.622	Drew Brees, 2001-05
.588	Dan Fouts, 1973-87

**Highest, Season (minimum 140 att.)**

.695	Philip Rivers, 2013
.695	Philip Rivers, 2018
.665	Philip Rivers, 2014

**Highest, Game (minimum 20 att.)**

.966	Philip Rivers vs. Ariz. Nov. 25, 2018 (28 of 29)
.900	Philip Rivers vs. K.C. Nov. 1, 2012 (18 of 20)
.880	Drew Brees vs. Oak. Oct. 31, 2004 (22 of 25)

**PASSING YARDS****Most Seasons Leading League**

4	Dan Fouts, 1979, 1980, 1981, 1982
3	John Hadl, 1965, 1968, 1971
1	Philip Rivers, 2010

**Most, Career**

53,467	Philip Rivers, 2004-18
43,040	Dan Fouts, 1973-87
26,938	John Hadl, 1962-72

**Most, Season**

4,802	Dan Fouts, 1981
4,792	Philip Rivers, 2015
4,715	Dan Fouts, 1980

**Most, Game**

503	Philip Rivers at Green Bay Oct. 18, 2015
455	Philip Rivers at Seattle Sept. 26, 2010
444	Dan Fouts at San Francisco Dec. 11, 1982
	Dan Fouts vs. New York Giants Oct. 19, 1980

**Most Games 300 Yards or More, Career**

61	Philip Rivers, 2004-18
51	Dan Fouts, 1973-87
16	John Hadl, 1962-72

**Most Games 300 Yards or More, Season**

8	Philip Rivers, 2015
	Dan Fouts, 1980
7	Dan Fouts, 1981, 1985
6	Philip Rivers, 2017, 2016, 2012, 2011, 2010
	Dan Fouts, 1979

**Most Consecutive Games, 300 Yards or More**

5	Philip Rivers, 2015
4	Dan Fouts, 1980-81, 1979
3	Philip Rivers, 2017, 2016, 2010-11
	Dan Fouts, 1985, 1980
	John Hadl, 1967

**Most Games 400 Yards or More, Career**

11	Philip Rivers, 2004-18
6	Dan Fouts, 1973-87
1	Jim Harbaugh, 1999-00

**Longest Completion**

99t	Stan Humphries at Seattle Sept. 18, 1994
91t	Jack Kemp at Denver Nov. 12, 1961
88t	Ed Luther vs. Chicago Dec. 3, 1984

**TOUCHDOWN PASSES****Most Seasons Leading League**

2	John Hadl, 1968, 1971
	Dan Fouts, 1981, 1982
1	Philip Rivers, 2008 (tied with Drew Brees)

**Most, Career**

368	Philip Rivers, 2004-18
254	Dan Fouts, 1973-87
201	John Hadl, 1962-72

**Most, Season**

34	Philip Rivers, 2008
33	Philip Rivers, 2016
	Dan Fouts, 1981
32	Philip Rivers, 2013

**Most, Game**

6	Dan Fouts at Oakland Nov. 22, 1981
5	(4x), Last: Drew Brees vs. Oak. Oct. 31, 2004
4	(28x), Last: Philip Rivers at Oak. Oct. 9, 2016

**Most Consecutive Games**

28	Philip Rivers, 2012-14
24	Philip Rivers, 2017-18
23	Philip Rivers, 2009-10

**INTERCEPTIONS THROWN****Most Seasons Leading League**

1	Philip Rivers, 2016
	John Hadl, 1968

**Most, Career**

242	Dan Fouts, 1973-87
211	John Hadl, 1962-72
172	Philip Rivers, 2004-18

**Most, Season**

32	John Hadl, 1968
26	John Hadl, 1972
25	John Hadl, 1971
	Jack Kemp, 1960

**Most, Game**

6	Ed Luther vs. Washington Oct. 31, 1983
	John Hadl vs. Kansas City Dec. 8, 1968
5	(9x), Last: C. Whelihan at Sea. Dec. 13, 1998
4	(32x), Last: Philip Rivers vs. Mia. Nov. 13, 2016

**Fewest, Season (minimum 150 att.)**

3	Ed Luther, 1984 (151 att.)
4	Doug Flutie, 2003 (167 att.)
	John Friesz, 1993 (238 att.)
6	Stan Humphries, 1997 (225 att.)

**Most Consecutive Attempts, None Intercepted**

194	Drew Brees, Oct. 17-Dec. 5, 2004
170	Philip Rivers, Nov. 27-Dec. 24
168	Dan Fouts, Sept. 27-Oct. 25, 1981

**Lowest Percentage, Season (minimum 150 att.)**

.017	John Friesz, 1993
	Philip Rivers, 2017
.018	Drew Brees, 2004
.019	Philip Rivers, 2009

**PASSER RATING****Most Seasons Leading League**

1	Philip Rivers, 2008
---	---------------------

**Highest, Career (minimum 500 att.)**

95.9	Philip Rivers, 2004-18
84.9	Drew Brees, 2001-05
80.2	Dan Fouts, 1973-87

**Highest, Season (minimum 300 att.)**

115.7	Philip Rivers, 2018
105.5	Philip Rivers, 2013, 2008
104.8	Drew Brees, 2004

**Highest, Game (minimum 20 att.)**

157.1	Dan Fouts at Cleveland Sept. 7, 1981
153.1	Drew Brees vs. Oakland Oct. 31, 2004
150.5	Philip Rivers vs. San Francisco Dec. 16, 2010

**RECEIVING YARDS****Most Seasons Leading League**

3	Lance Alworth, 1965, 1966, 1969
---	---------------------------------

**Most, Career**

11,747	Antonio Gates, 2003-18
9,584	Lance Alworth, 1962-70
9,203	Charlie Joiner, 1976-86

**Most, Season**

1,602	Lance Alworth, 1965
1,393	Keenan Allen, 2017
1,383	Lance Alworth, 1966

**Most, Game**

260	Wes Chandler vs. Cincinnati Dec. 20, 1982
243	Wes Chandler vs. Seattle Sept. 15, 1985
232	Lance Alworth at Kansas City Oct. 20, 1963

**Average per Catch, Career (minimum 250 rec.)**

19.4	Lance Alworth, 1962-70
18.6	Gary Garrison, 1966-76
17.5	Vincent Jackson, 2005-11

**Average per Catch, Season (minimum 35 rec.)**

23.2	Lance Alworth, 1965
22.9	Gary Garrison, 1970
21.2	Gary Garrison, 1968, 1971

**Longest Reception**

99t	Tony Martin at Seattle Sept. 18, 1994
91t	Keith Lincoln at Denver Nov. 12, 1961
88t	Bobby Duckworth at Chicago Dec. 3, 1984

**RECEPTIONS****Most Seasons Leading League**

3	Lance Alworth, 1966, 1968, 1969
2	Kellen Winslow, 1980, 1981

**Most, Career**

946	Antonio Gates, 2003-18
586	Charlie Joiner, 1976-86
541	Kellen Winslow, 1979-87

**Most, Season**

102	Keenan Allen, 2017
100	LaDainian Tomlinson, 2003
90	Tony Martin, 1995
89	Antonio Gates, 2005
	Kellen Winslow, 1980

**Most, Game**

15	Keenan Allen vs. Detroit Sept. 13, 2015
	Kellen Winslow at Green Bay Oct. 7, 1984
14	Keenan Allen at Green Bay Oct. 18, 2015
	David Boston at Jacksonville Oct. 5, 2003
	Kellen Winslow vs. Kansas City Dec. 11, 1983
13	(6x), Last: A. Gates vs. Miami Dec. 11, 2005

**Most Consecutive Games With a Catch**

96	Lance Alworth, 1962-69
80	Antonio Gates, 2003-08
78	Charlie Joiner, 1978-84

## RECEIVING TOUCHDOWNS

### Most Seasons Leading League

3 Lance Alworth, 1964, 1965, 1966

### Most, Career

116 Antonio Gates, 2003-18  
81 Lance Alworth, 1962-70  
58 Gary Garrison, 1966-76

### Most, Season

14 Tony Martin, 1996  
Lance Alworth, 1965  
13 (5x), Last: Antonio Gates, 2004  
12 Antonio Gates, 2014  
Gary Garrison, 1970

### Most, Game

5 K. Winslow at Oakland Nov. 22, 1981  
4 Lance Alworth at Denver Dec. 1, 1968  
3 (14x) Last: D. Woodhead vs. Mia. Dec. 20, 2015

### Most Consecutive Games

9 Antonio Gates, 2009-10  
Lance Alworth, 1963  
6 John Jefferson, 1980  
Lance Alworth, 1964, 1967  
5 Lance Alworth, 1965-66

## SCRIMMAGE YARDS

### Most, Career

16,445 LaDainian Tomlinson, 2001-09  
11,747 Antonio Gates, 2003-18  
9,721 Lance Alworth, 1962-70

### Most, Season

2,370 LaDainian Tomlinson, 2003  
2,323 LaDainian Tomlinson, 2006  
2,172 LaDainian Tomlinson, 2002

### Most, Game

271 LaDainian Tomlinson vs. Denver Dec. 1, 2002  
261 Melvin Gordon vs. Tennessee Nov. 6, 2016  
260 LaDainian Tomlinson vs. Oakland Dec. 28, 2003  
Wes Chandler vs. Cincinnati Dec. 20, 1982

## INTERCEPTIONS BY

### Most Seasons Leading League

1 Casey Hayward, 2016  
Antonio Cromartie, 2007

### Most, Career

42 Gill Byrd, 1983-92  
29 Dick Harris, 1960-65  
26 Rodney Harrison, 1994-02

### Most, Season

10 Antonio Cromartie, 2007  
9 Charlie McNeil, 1961  
8 (4x) Last: Ryan McNeil, 2001

### Most, Game

3 A. Cromartie vs. Indianapolis Nov. 11, 2007  
Dwayne Harper vs. Oakland Nov. 27, 1995  
Pete Shaw at Cincinnati Nov. 2, 1980  
Clarence Duren at Miami Oct. 30, 1977  
Chris Fletcher at Denver Nov. 30, 1975  
Joe Beauchamp vs. Denver Sept. 24, 1972  
Leslie Duncan at Oakland Sept. 25, 1966  
Bud Whitehead at Buffalo Oct. 10, 1965  
Dick Harris at Buffalo Nov. 17, 1963  
Charlie McNeil vs. Houston Sept. 24, 1961  
C. McNeil vs. New York Titans Dec. 18, 1960  
2 (85x) Last: D. King at Browns Oct. 15, 2018

### Most Consecutive Games

5 Charlie McNeil, 1961  
4 (4x) Last: Greg Jackson, 1998  
3 (18x) Last: Stephen Cooper, 2008

## INTERCEPTION RETURN YARDS

### Most Seasons Leading League

1 Charlie McNeil, 1961

### Most, Career

546 Gill Byrd, 1983-92  
502 Charlie McNeil, 1960-64  
477 Kenny Graham, 1964-69

### Most, Season

349 Charlie McNeil, 1961  
224 Stanley Richard, 1994  
166 Vencie Glenn, 1987

### Most, Game

177 Charlie McNeil vs. Houston, Sept. 24, 1961  
106 Woodrow Lowe vs. Pittsburgh, Nov. 18, 1979  
103 Vencie Glenn vs. Denver, Nov. 29, 1987

### Longest Return

103t Vencie Glenn vs. Denver, Nov. 29, 1987  
102t Donald Frank at L.A. Raiders, Oct. 31, 1993  
100t Leslie Duncan vs. Kansas City, Oct. 15, 1967

## INTERCEPTION RETURN TOUCHDOWNS

### Most, Career

5 Kenny Graham, 1964-69  
Dick Harris, 1960-65  
4 Woodrow Lowe, 1976-86  
3 Eric Weddle, 2007-15  
Joe Beauchamp, 1966-75

### Most, Season

3 Dick Harris, 1961  
2 (9x) Last: Demorrio Williams, 2012  
1 (74x) Last: Desmond King, 2018

### Most, Game

1 (95x) Last: Desmond King at Seattle Nov. 4, 2018

## SACKS

### Most Seasons Leading League

1 Shawne Merriman, 2006

### Most, Career

105.5 Leslie O'Neal, 1986-95  
69.5 Shaun Phillips, 2004-12  
67.0 Gary Johnson, 1975-84

### Most, Season

17.5 Gary Johnson, 1980  
17.0 S. Merriman, 2006  
Leslie O'Neal, 1992  
Steve DeLong, 1969  
15.5 Fred Dean, 1978

### Most, Game (since 1982)

5 Leslie O'Neal vs. Dallas Nov. 16, 1986  
4 (5x) Last: A. Barnes vs. Balt. Dec. 18, 2011  
3.5 (3x) Last: Kendall Reyes at N.Y.J. Dec. 23, 2012

## PUNTS

### Most, Career

771 Darren Bennett, 1995-03  
756 Mike Scifres, 2003-15  
519 Dennis Pardee, 1968-75

### Most, Season

95 Darren Bennett, 1998  
92 Darren Bennett, 2000  
89 Darren Bennett, 1997, 1999

### Most, Game

11 (5x), Last: D. Bennett at Oak. Oct. 11, 1998  
10 (10x) Last: D. Kaser at Jax Nov. 12, 2017  
9 (14x), Last: D. Kaser at NYJ Dec. 24, 2017

## PUNT YARDS

### Most, Career

34,152 Mike Scifres, 2003-15  
33,776 Darren Bennett, 1995-03  
21,417 Dennis Pardee, 1968-75

### Most, Season

4,248 Darren Bennett, 2000  
4,174 Darren Bennett, 1998  
3,972 Darren Bennett, 1997

### Most, Game

522 Darren Bennett at Oakland Oct. 11, 1998  
493 Mike Scifres at Denver Nov. 18, 2012  
492 Dennis Pardee at Kansas City Nov. 10, 1974

### Longest Punt

82 Paul Maguire vs. Dallas Nov. 19, 1961  
73 Dennis Pardee at Denver Oct. 17, 1971  
72 Mike Scifres at Buffalo, Sept. 21, 2014

## PUNTING AVERAGE

### Highest, Career (minimum 100 att.)

47.4 Drew Kaser, 2016-18  
45.2 Mike Scifres, 2003-15  
43.8 Darren Bennett, 1995-03  
42.9 Ralf Mojsiejenko, 1985-88

### Highest, Season (minimum 50 att.)

48.3 Mike Scifres, 2012  
48.1 Drew Kaser, 2017  
46.7 Mike Scifres, 2010  
46.3 Drew Kaser, 2016

### Highest, Game (minimum 4 att.)

59.5 Mike Scifres at St. Louis Oct. 17, 2010  
Darren Bennett at Pittsburgh Oct. 1, 1995  
57.0 Drew Kaser at Denver Oct. 30, 2016  
Mike Scifres vs. Kansas City Oct. 19, 2014  
Darren Bennett at Kansas City Sept. 17, 2000  
56.7 Darren Bennett at Denver Oct. 6, 1996

## PUNT RETURN YARDS

### Most Seasons Leading League

1 Leslie "Speedy" Duncan, 1965

### Most, Career

2,388 Mike Fuller, 1975-80  
1,651 Leslie "Speedy" Duncan, 1964-70  
1,407 Darrien Gordon, 1983-96

### Most, Season

537 Darrien Gordon, 1996  
489 Eric Metcalf, 1997  
475 Darrien Gordon, 1994

### Most, Game

168 Eric Metcalf at Cincinnati Nov. 2, 1997  
136 Mike Fuller at Buffalo Nov. 21, 1976  
133 Andre Coleman at Phil. Sept. 17, 1995

### Longest Return

95t L. Duncan vs. New York Jets, Nov. 24, 1968  
90t Darrien Gordon at L.A. Raiders, Sept. 25, 1994  
88t A. Coleman at Philadelphia, Sept. 17, 1995  
Mike Fuller at New Orleans, Oct. 9, 1977

## PUNT RETURN AVERAGE

### Most Seasons Leading League

2 Leslie "Speedy" Duncan, 1965, 1966

### Highest, Career (minimum 50 ret.)

13.7 Darrien Gordon, 1993-96  
12.0 Leslie "Speedy" Duncan, 1964-70  
11.3 Mike Fuller, 1975-80

### Highest, Season (minimum 20 ret.)

15.5 Leslie "Speedy" Duncan, 1965  
14.9 Darrien Gordon, 1996  
13.2 (4x), Last: Darrien Gordon, 1994



### PUNT RETURN TOUCHDOWNS

#### Most, Career

- 4 Leslie "Speedy" Duncan, 1964-70
- 3 Eric Metcalf, 1997
- Darrien Gordon, 1993-96
- 2 (4x) Last: Darren Sproles, 2005-10

#### Most, Season

- 3 Eric Metcalf, 1997
- 2 (3x) Last: Darrien Gordon, 1994
- 1 (17x) Last: Travis Benjamin, 2017

#### Most, Game

- 2 Eric Metcalf at Cincinnati, Nov. 2, 1997
- 1 (23x) Last: T. Benjamin vs. Den. Oct. 22, 2017

### PUNT RETURNS

#### Most Seasons Leading League

- 1 Leslie Duncan, 1965

#### Most, Career

- 212 Mike Fuller, 1975-80
- 138 Leslie "Speedy" Duncan, 1964-70
- 124 Lionel James, 1984-88

#### Most, Season

- 46 Mike Fuller, 1979
- 45 Eric Metcalf, 1997
- 39 Mike Fuller, 1978

#### Most, Game

- 8 (4x) Last: Leon Johnson at Det. Dec. 7, 2003
- 7 (4x) Last: Mike Fuller at Hou. Dec. 17, 1978
- 6 (9x) Last: J. Herndon vs. Miami Dec. 20, 2015

#### Most Fair Catches, Season

- 25 Travis Benjamin, 2017
- 24 Kenny Graham, 1969
- 19 Chris Penn, 1999
- Darrien Gordon, 1994

#### Most Fair Catches, Game

- 6 Phil McConkey at Kansas City Dec. 17, 1989
- 5 Jeff Graham at Oakland Sept. 3, 2000
- Kenny Graham vs. Cincinnati Oct. 4, 1969
- Travis Benjamin vs. Denver Oct. 22, 2017

### KICKOFF RETURN YARDS

#### Most, Career

- 6,469 Darren Sproles, 2005-10
- 3,997 Ronney Jenkins, 2000-02
- 3,914 Andre Coleman, 1994-96

#### Most, Season

- 1,541 Ronney Jenkins, 2001
- 1,531 Ronney Jenkins, 2000
- 1,528 Darren Sproles, 2005

#### Most, Game

- 250 Ronney Jenkins, at Oakland Nov. 18, 2001
- 221 Ronney Jenkins vs. N.O. Sept. 10, 2000
- 215 Richard Goodman at Oakland Jan. 1, 2012

#### Longest Return

- 105t Richard Goodman at Oakland Jan. 1, 2012
- 103t Darren Sproles at Denver Sept. 14, 2008
- Keith Lincoln vs. N.Y. Titans Sept. 16, 1962
- 99t Micheal Spurlock vs. Oakland Dec. 30, 2012

### KICKOFF RETURN AVERAGE

#### Highest, Career (minimum 75 ret.)

- 25.3 Leslie "Speedy" Duncan, 1964-70
- 25.1 Darren Sproles, 2005-10
- 24.2 Ronney Jenkins, 2000-02

#### Highest, Season (minimum 10 ret.)

- 29.7 Antonio Cromartie, 2006
- 28.4 Keith Lincoln, 1962
- 28.0 Leslie "Speedy" Duncan, 1969

### KICKOFF RETURN TOUCHDOWNS

#### Most, Career

- 4 Andre Coleman, 1994-96
- 3 Ronney Jenkins, 2000-02
- 2 Darren Sproles, 2005-08
- Anthony Miller, 1988-93

#### Most, Season

- 2 (3x) Last: Ronney Jenkins, 2001
- 1 (13x) Last: Micheal Spurlock, 2012

#### Most, Game

- 1 (19x) Last: M. Spurlock vs. Oak. Dec. 30, 2012

### KICKOFF RETURNS

#### Most, Career

- 258 Darren Sproles, 2005-10
- 166 Andre Coleman, 1994-96
- 165 Ronney Jenkins, 2000-02

#### Most, Season

- 67 Ronney Jenkins, 2000
- 63 Darren Sproles, 2005
- 62 Andre Coleman, 1995

#### Most, Game

- 8 (5x) Last: D. Sproles at N.O. (at London) Oct. 26, 2008
- 7 (13x) Last: D. Sproles vs. Denver Oct. 19, 2009
- 6 (36x) Last: R. Goodman at Oakland Jan. 1, 2012

### COMBINED KICKOFF AND PUNT RETURN YARDS

#### Most, Career

- 7,404 Darren Sproles, 2005-10
- 5,037 Leslie "Speedy" Duncan, 1964-70
- 4,240 Andre Coleman, 1994-96

#### Most, Season

- 1,737 Andre Coleman, 1995
- 1,636 Darren Sproles, 2005
- 1,625 Darren Sproles, 2008

### COMBINED KICKOFF AND PUNT RETURNS

#### Most, Career

- 372 Darren Sproles, 2005-10
- 289 Mike Fuller, 1975-80
- 272 Leslie "Speedy" Duncan, 1964-70

#### Most, Season

- 90 Andre Coleman, 1995
- 81 Darren Sproles, 2005
- 80 Darren Sproles, 2009

### SERVICE

#### Most Seasons, Active Player

- 17 David Binn, 1994-10
- 16 Antonio Gates, 2003-18
- 15 Dan Fouts, 1973-87
- Philip Rivers, 2004-18
- Russ Washington, 1968-82
- 14 Don Macek, 1976-89
- Doug Wilkerson, 1971-84

#### Most Games

- 256 David Binn, 1994-10
- 229 Antonio Gates, 2003-18
- 206 Philip Rivers, 2005-18
- 200 Junior Seau, 1990-02
- Russ Washington, 1968-82

#### Most Consecutive Games

- 204 Philip Rivers, 2005-18
- 179 David Binn, 1994-10
- 178 Russ Washington, 1968-80

#### Most Consecutive Starts

- 203 Philip Rivers, 2006-18
- 148 Russ Washington, 1970-80
- 140 Walt Sweeney, 1964-73





## TEAM RECORDS

† indicates 9-game strike season

### GAMES WON

#### Most, Season

14 2006  
13 2009  
12 1961, 1979, 2004

#### Fewest, Season

1 2000  
2 1973, 1975  
4 1962, 1972, 1986, 1991, 1997, 2003, 2015

#### Most Consecutive

15 Nov. 27, 1960–Dec. 3, 1961  
11 Oct. 25, 2009–Jan. 3, 2010  
Oct. 29, 2006–Sept. 9, 2007  
8 (4x) Last: Oct. 24–Dec. 19, 2004

#### Most Consecutive at Home

10 Nov. 5, 1978–Nov. 25, 1979  
9 Sept. 17, 2006–Sept. 9, 2007  
Nov. 27, 1960–Dec. 9, 1961  
8 Oct. 4, 1992–Sept. 19, 1993

#### Most Consecutive on Road

11 Oct. 2, 1960–Nov. 12, 1961  
6 Oct. 25, 2009–Dec. 25, 2009  
Nov. 4, 1979–Sept. 28, 1980  
5 Jan. 2, 1994–Oct. 16, 1994

#### Most Consecutive at Start of Season

11 1961  
6 1994  
4 1966, 1980, 2002

### GAMES LOST

#### Most, Season

15 2000  
12 1975, 1986, 1991, 1997, 2003, 2015  
11 1973, 1998, 2001, 2016

#### Fewest, Season

2 1961, 1965, 2006  
3 2009, 1963, 1982†  
4 1960, 1979, 2004

#### Most Consecutive

11 Sept. 3, 2000–Nov. 19, 2000  
Sept. 21, 1975–Nov. 30, 1975  
9 Dec. 8, 2002–Oct. 5, 2003  
Nov. 4, 2001–Dec. 30, 2001  
Dec. 4, 2016–Oct. 1, 2017  
8 (5x) Last: Dec. 4, 2016–Sept. 24, 2017

#### Most Consecutive at Home

7 Nov. 13, 2016–Oct. 1, 2017  
6 (3x) Last: Nov. 13, 2016–Sept. 24, 2017  
5 (6x) Last: Nov. 13, 2016–Sept. 17, 2017

#### Most Consecutive on Road

11 Oct. 6, 1985–Oct. 26, 1986  
8 (3x) Last: Sept. 3, 2000–Dec. 17, 2000  
7 Nov. 10, 2002–Oct. 5, 2003  
Sept. 20, 1998–Dec. 27, 1998

#### Most Consecutive on Road Without Victory (Ties incl.)

14 Nov. 22, 1970–Nov. 19, 1972

### POINTS

#### Most, Season

492 2006  
478 1981  
467 1985

#### Most, Game

58 vs. Denver, Dec. 22, 1963  
55 at Oakland, Nov. 22, 1981  
vs. Denver, Oct. 20, 1968  
54 vs. Buffalo, Nov. 19, 2017

#### Most Game, Both Teams

98 vs. Pittsburgh, Dec. 8, 1985  
93 vs. N.Y. Titans, Dec. 18, 1960  
90 at Cincinnati, Nov. 12, 2006

#### Most, Half

42 Nov. 12, 2006 at Cincinnati (second half)  
41 Nov. 5, 1961 vs. N.Y. Titans (second half)  
37 Nov. 19, 2017 vs. Buffalo (first half)

#### Most, Quarter

28 at Kansas City Nov. 15, 1964 (second quarter)  
vs. N.Y. Titans Nov. 5, 1961 (third quarter)  
vs. Houston Sept. 24, 1961 (second quarter)  
vs. Arizona Nov. 25, 2018 (second quarter)

#### Most, Quarter, Both Teams

38 at Denver Sept. 14, 2008 (2Q)  
at Kansas City Oct. 19, 1986 (2Q)  
at Denver Oct. 6, 1963 (2Q)  
at Boston Oct. 7, 1961 (2Q)

#### Fewest, Season

188 1973  
189 1975  
212 1974

#### Fewest, Game

0 (28x) Last: at Miami Nov. 2, 2014

#### Most Consecutive Games Not Shutout

240 Nov. 7, 1999–Nov. 2, 2014  
121 Sept. 7, 1962–Nov. 2, 1969

### TOUCHDOWNS

#### Most, Season

61 1981  
60 1985  
59 2006

#### Most, Game

8 vs. Pittsburgh Dec. 8, 1985  
at Oakland Nov. 22, 1981  
7 (8x) Last: vs. Denver Dec. 28, 2008  
6 (36x) Last: vs. Arizona Nov. 25, 2018

#### Fewest, Season

22 1973, 1975  
23 1998  
25 1977, 1999

### POINTS AFTER TOUCHDOWN

#### Most, Season

58 2006  
55 1981  
54 2004

#### Most, Game

7 (7x) Last: vs. Denver Dec. 28, 2008  
6 (29x) Last: vs. Arizona Nov. 25, 2018  
5 (52x) Last: at Cleveland Oct. 15, 2018

#### Fewest, Season

19 1973, 1998  
20 1975  
21 1977

### TWO-POINT CONVERSIONS

#### Most, Season

3 1994, 2018  
2 1962, 1963, 1968, 1998, 2003, 2008, 2010,  
2015, 2018

#### Most, Game – (since 1994)

2 (2x) Last: Antonio Gates and Melvin Gordon  
vs. K.C. Sept. 9, 2018  
1 (17x) Last: vs. San Francisco Sept. 30, 2018

#### Most Attempts, Season

7 1994  
5 2008, 2018  
4 1995, 1998, 2000, 2018

#### Most Attempts, Game – (since 1994)

3 (2x) Last: vs. Kansas City Sept. 9, 2018  
2 (5x) Last: vs. Kansas City Sept. 9, 2018  
1 (37x) Last: at Seattle Nov. 4, 2018

### FIELD GOALS

#### Most, Season

34 1994, 2013  
32 2009  
31 1993, 1999

#### Most, Game

6 (3x) Last: at Oakland Oct. 5, 1997  
5 (11x) Last: at Oakland Sept. 10, 2012  
4 (34x) Last: vs. Cleveland Dec. 3, 2017

#### Most Attempts, Season

43 2001  
40 1993  
38 1994

#### Most Attempts, Game

7 at N.Y. Jets Oct. 8, 1966  
6 (6x) Last: vs. Buffalo Nov. 19, 2017  
5 (26x) Last: vs. Cleveland Dec. 3, 2017

#### Most, Game, Both Teams

9 vs. Kansas City Sept. 29, 1996  
8 at Indianapolis Nov. 3, 1996  
vs. New England Nov. 9, 1975  
7 (15x) Last: at Atlanta Oct. 23, 2016

#### Most Attempts, Game, Both Teams

10 (4x) Last: vs. Seattle Dec. 12, 1999  
9 (3x) Last: vs. Denver Dec. 1, 2002  
8 (22x) Last: at Atlanta Oct. 23, 2016

#### Fewest Made, Season

6 1974  
10 1976  
12 1964, 1970, 1973, 1975

#### Fewest Attempts, Season

16 1974  
19 1970  
20 1962, 1976, 1988, 2003

### FIRST DOWNS

#### Most, Season

380 1985  
379 1981  
374 1984

#### Most, Game

35 at Kansas City Oct. 19, 1986  
34 vs. Miami Nov. 18, 1984 (OT)  
vs. Cincinnati Dec. 20, 1982  
33 at Philadelphia Sept. 15, 2013  
vs. Oakland Oct. 31, 2004

#### Most, Game, Both Teams

62 vs. Seattle Sept. 15, 1985  
58 vs. Seattle Dec. 29, 2002 (OT)  
at Cincinnati Sept. 22, 1985  
vs. Miami Nov. 18, 1984 (OT)  
57 at New England, Sept. 18, 2011  
at San Francisco Dec. 11, 1982

#### Fewest, Season

198 1973, 1975  
208 1961  
217 1962

#### Fewest, Game

3 at Denver Nov. 30, 1975  
5 at Denver Nov. 16, 2003  
vs. Oakland Oct. 5, 1970  
6 vs. Pittsburgh Dec. 24, 2000  
at Seattle Nov. 22, 1987

#### Most by Rushing, Season

137 2006  
131 2004  
127 1965, 1981

#### Most by Rushing, Game

19 vs. Oakland Nov. 27, 1960  
18 vs. Houston Oct. 3, 1965  
17 (3x) Last: vs. Denver, Dec. 28, 2008

#### Fewest by Rushing, Game

0 vs. Oakland Dec. 5, 2010  
at Oakland Nov. 14, 1999  
1 (17x) Last: at Indianapolis Sept. 25, 2016  
2 (50x) Last: at Cleveland Dec. 24, 2016

#### Most by Passing, Season

259 1985  
244 1980  
240 1984

#### Most by Passing, Game

27 vs. Seattle Sept. 15, 1985  
26 at Green Bay Oct. 18, 2015  
23 vs. Cincinnati Dec. 20, 1982  
vs. N.Y. Giants Oct. 19, 1980





**Fewest by Passing, Season**

89 1975  
93 1973  
110 1961

**Fewest by Passing, Game**

0 at Kansas City Sept. 20, 1998  
1 at Denver Nov. 30, 1975 (OT)  
2 (3x) Last: at Denver Nov. 16, 2003

**Most by Penalty, Season**

39 2013  
37 2004, 2014  
36 2016

**Most by Penalty, Game**

7 vs. Tennessee Nov. 13, 2016  
vs. Baltimore Nov. 15, 1998  
vs. Denver Nov. 30, 1997  
6 (5x) Last: at Baltimore Nov. 30, 2014  
5 (19x) Last: vs. Tennessee Nov. 6, 2016

**Fewest by Penalty, Season**

11 1975  
12 1964  
13 1968

**NET YARDS GAINED****Most, Season**

6,744 1981  
6,535 1985  
6,410 1980

**Most, Game**

661 vs. Cincinnati Dec. 20, 1982  
593 vs. L.A. Raiders Nov. 10, 1985  
581 vs. Denver Oct. 20, 1968

**Most, Game, Both Teams**

1,102 vs. Cincinnati Dec. 20, 1982  
1,057 vs. Denver Oct. 20, 1968  
1,050 at Philadelphia Sept. 15, 2013

**Fewest, Season**

3,411 1975  
3,622 1973  
3,953 1970

**Fewest, Game**

70 at Denver Nov. 2, 1969  
93 vs. Oakland Oct. 5, 1975  
96 at Denver Nov. 16, 2003

**Most Total Offensive Plays, Season**

1,154 1984  
1,135 1980  
1,129 1981

**Fewest Total Offensive Plays, Season**

617 1982†  
753 1963  
759 1964

**RUSHING****Most Attempts, Season**

590 1978  
525 2004  
522 2006

**Most Attempts, Game**

58 vs. Oakland, Nov. 20, 1977  
53 (4x) Last: vs. Detroit Dec. 16, 2007  
51 at Kansas City Sept. 12, 1983

**Fewest Attempts, Season**

267 1982†  
351 2000  
361 1966

**Most Yards, Season**

2,578 2006  
2,257 1990  
2,248 1991

**Most Yards, Game**

289 vs. Denver Dec. 28, 2008  
287 vs. N.Y. Jets Oct. 13, 1963  
274 vs. Detroit Dec. 16, 2007

**Fewest Yards, Game**

2 vs. Boston Dec. 17, 1961  
3 vs. Dallas Texans Nov. 19, 1961  
11 vs. Buffalo Nov. 20, 1960

**Most Touchdowns, Season**

32 2006  
26 1981  
25 1979

**Fewest Touchdowns, Season**

4 2012, 2015  
5 1997  
6 2014

**Most Touchdowns, Game**

5 (4x) Last: vs. Denver Dec. 28, 2008  
4 (22x) Last: at Tennessee Dec. 25, 2009  
3 (47x) Last: at Cleveland Oct. 15, 2018

**RUSHING AVERAGE****Highest, Season**

5.6 1963  
5.1 2003  
4.9 2006

**Highest, Game**

8.52 vs. N.Y. Jets Dec. 24, 1967  
8.44 vs. Denver Dec. 22, 1963  
8.26 vs. Cleveland Nov. 5, 2006

**PASSING****Most Attempts, Season**

667 2015  
662 1984  
635 1983

**Most Attempts, Game**

65 at Green Bay Oct. 18, 2015  
at Kansas City Oct. 19, 1986  
58 vs. Oakland Oct. 25, 2015  
at Kansas City Dec. 22, 1985  
56 vs. Miami Nov. 18, 1984, (OT)

**Fewest Attempts, Season**

337 1975  
338 1982†  
349 1974

**Fewest Attempts, Game**

6 at Cleveland Dec. 19, 2004  
10 vs. Kansas City Dec. 18, 1988  
11 (2x) Last: vs. Houston Oct. 28, 2007

**Most Completions, Season**

442 2015  
401 1984  
386 1985

**Most Completions, Game**

43 at Green Bay Oct. 18, 2015  
38 vs. Oakland Oct. 25, 2015  
37 (3x) Last: at Kansas City Oct. 19, 1986

**Fewest Completions, Game**

1 at Kansas City Sept. 20, 1998  
3 vs. Oakland Oct. 5, 1975  
4 at Cleveland Dec. 19, 2004  
vs. Kansas City Nov. 2, 1986

**Most Net Yards Gained, Season**

4,870 1985  
4,739 1981  
4,661 1983

**Most Net Yards Gained, Game**

494 vs. Seattle Sept. 15, 1985  
488 at Green Bay Oct. 18, 2015  
486 vs. Cincinnati Dec. 20, 1982

**Fewest Net Yards Gained, Season**

1,610 1975  
1,808 1973  
2,244 1977

**Fewest Net Yards Gained, Game**

-22 vs. Oakland Oct. 5, 1975  
-19 at Kansas City Sept. 20, 1998  
7 at Washington Sept. 16, 1973

**Most Touchdowns, Season**

37 1985  
34 1981, 2008  
33 2016

**Fewest Touchdowns, Season**

7 1975  
9 1973  
11 1977, 1988, 1998

**Most Touchdowns, Game**

7 at Oakland Nov. 22, 1981  
5 (9x) Last: vs. Oakland Oct. 31, 2004  
4 (29x) Last: at Oakland Oct. 9, 2016

**Most Had Intercepted, Season**

34 1962, 1998  
33 1968, 1983, 1986  
30 1964, 1973, 1978, 1985, 2000

**Most Had Intercepted, Game**

7 at Seattle Dec. 13, 1998  
vs. Kansas City Dec. 8, 1968  
6 (6x) Last: vs. Green Bay Oct. 24, 1999  
5 (14x) Last: at Denver Dec. 27, 1987

**Fewest Had Intercepted, Season**

8 2004  
9 2006  
10 2009

**SACKED ATTEMPTING TO PASS****Most Times, Season**

57 1970  
53 2000  
51 1997

**Fewest Times, Season**

11 1967  
12 1982†  
18 1968, 2017

**Most Times Sacked Opponent, Season**

62 1986  
61 2006  
60 1980

**Most Times Sacked Opponent, Game**

11 at New York Jets Dec. 23, 2012  
vs. Dallas Nov. 16, 1986  
10 vs. Green Bay Sept. 24, 1978  
9 (5x) Last: at Cleveland Dec. 24, 2016

**PUNTS****Most, Season**

95 1998  
92 2000  
90 1997

**Most, Game**

11 (5x) Last: at Oakland Oct. 11, 1998  
10 (11x) Last: at Jacksonville Nov. 12, 2017  
9 (12x) Last: at New York Jets Dec. 24, 2017

**Fewest, Season**

23 1982†  
45 1972  
47 2011

**Fewest, Game**

0 (6x) Last: at Dallas Nov. 23, 2017  
1 (35x) Last: vs. Kansas City, Jan. 1, 2017  
2 (78x) Last: at Rams, Sept. 23, 2018

**Fewest, Game, Both Teams**

1 (2x) Last: at Oakland Jan. 1, 2012  
2 (7x) Last: vs. Kansas City Jan. 1, 2017  
3 (16x) Last: at Rams, Sept. 23, 2018



## PUNT YARDS

### Most, Season

4,248 2000  
4,174 1998  
3,972 1997

### Most, Game

522 at Oakland Oct. 11, 1998  
493 at Denver Nov. 18, 2012  
492 at Kansas City Nov. 10, 1974

### Fewest, Season

868 1982†  
1,813 1972  
2,234 2011

### Highest Average, Season

48.1 2017  
47.5 2011  
46.6 2012

### Lowest Average, Season

36.3 1978  
36.5 1979  
36.8 1975

## PUNT RETURNS

### Most, Season

57 1978  
52 1979  
49 2003

### Most, Game

8 (4x) Last: at Detroit Dec. 7, 2003  
7 (7x) Last: at Houston Dec. 7, 1978  
6 (13x) Last: vs. Miami Dec. 20, 2015

### Fewest, Season

12 1982†  
20 2015  
21 1966

### Most Fair Catches, Season

32 1969  
26 2015, 2017  
25 1991, 1999

### Most Fair Catches, Game

6 at Kansas City Dec. 17, 1989  
vs. Chicago Dec. 4, 1978  
5 at Oakland Sept. 3, 2000  
vs. Cincinnati Oct. 4, 1969  
vs. Denver, Oct. 22, 2017  
4 (11x) Last: at New York Jets Dec. 24, 2017

### Fewest Fair Catches, Season

0 1960, 1961, 1962, 1963, 1964, 1965, 1975  
1 1976  
3 1977

## PUNT RETURN YARDS

### Most, Season

590 1978  
559 1996  
542 1998

### Most, Game

168 at Cincinnati Nov. 2, 1997  
151 vs. Kansas City Sept. 20, 1965  
139 vs. New York Titans Nov. 5, 1961

### Fewest, Season

84 2015  
138 1982†  
166 2013

### Highest Average, Season

15.5 1961  
14.7 1996  
13.4 1965

### Lowest Average, Season

4.2 2015  
5.6 1970  
5.8 1971

## PUNT RETURN TOUCHDOWNS

### Most, Season

3 1997  
2 1965, 1973, 1990, 1994  
1 (14x) Last: 2017

### Most, Game

2 at Cincinnati Nov. 2, 1997  
1 (23x) Last: vs. Denver Oct. 22, 2017

## KICKOFF RETURNS

### Most, Season

84 2003  
83 2000  
75 1997

### Most, Game

9 (7x) Last: vs. New York Jets Nov. 3, 2002  
8 (15x) Last: at N.O. (at London) Oct. 26, 2008  
7 (51x) Last: at Seattle Sept. 26, 2010

### Most, Game, Both Teams

17 vs. Pittsburgh Dec. 8, 1985  
16 vs. New York Titans Dec. 18, 1960  
15 (3x) Last: at New York Giants Oct. 2, 1983

## KICKOFF RETURN YARDS

### Most, Season

1,804 2003  
1,792 2000  
1,716 2001

### Most, Game

269 at Oakland Nov. 18, 2001  
242 vs. Atlanta Oct. 21, 1973  
232 vs. Kansas City Dec. 13, 1964

### Fewest, Season

474 2017  
508 2016  
577 2014

### Highest Average, Season

26.0 2001  
25.6 2011  
25.5 2007

### Lowest Average, Season

16.5 1961  
17.5 1986  
18.0 1992

## KICKOFF RETURN TOUCHDOWNS

### Most, Season

2 1988, 1994, 1995, 2001  
1 1962, 1985, 1989, 1991, 1997, 2000, 2004,  
2007, 2008, 2011, 2012

### Most, Game

1 (19x) Last: vs. Oakland Dec. 30, 2012

## PENALTIES

### Most Seasons Leading League

3 1962, 1964, 1965

### Most, Season

137 1998  
129 1997  
128 1981

### Most, Game

19 at Kansas City Nov. 16, 1997  
16 vs. Baltimore Nov. 15, 1998  
15 at Indianapolis Nov. 3, 1997

### Fewest, Season

63 1969  
64 1982†  
68 1966

### Fewest, Game

0 (5x) Last: at Denver Oct. 9, 2011  
1 (28x) Last: vs. Buffalo Nov. 19, 2017  
2 (38x) Last: vs. Washington Jan. 3, 2010

## Most Yards, Season

1,229 1998  
1,101 1997  
1,039 1988

## Most Yards, Game

148 vs. N.Y. Jets Oct. 13, 1963  
146 vs. Baltimore Nov. 15, 1998  
at Kansas City Nov. 16, 1997  
138 at Seattle Nov. 16, 1981

## FUMBLES

### Most, Season

44 1985  
42 1983  
40 1972, 1973, 1980

### Most, Game

9 vs. Green Bay Sept. 24, 1978  
7 vs. Cincinnati Sept. 30, 1973  
6 (5x) Last: vs. Pittsburgh Dec. 13, 1987

### Most by Opponent, Game

9 at Kansas City Nov. 15, 1964  
7 (3x) Last: vs. Washington Sept. 9, 2001  
6 (6x) Last: vs. Arizona Dec. 9, 1995

### Most, Game, Both Teams

11 (3x) Last: vs. Kansas City Oct. 13, 1985  
10 (5x) Last: vs. Seattle Nov. 25, 1990  
9 (7x) Last: vs. Washington Sept. 9, 2001

### Fewest, Season

13 1993  
14 2009, 2013  
16 1963, 2002, 2014

### Most Lost, Season

22 1980, 1981, 1983  
21 1973, 1978  
20 1972, 1987, 2000

### Most Lost, Game

6 vs. Green Bay Sept. 24, 1978  
4 (10x) Last: at Baltimore Dec. 10, 2000  
3 (40x) Last: at Indianapolis Sept. 25, 2016

### Most Own Recovered, Season

25 1985  
21 1979  
20 1972, 1973, 1975, 1983

### Most Own Recovered, Game

5 (5x) Last: vs. Oakland Dec. 26, 1999  
4 (7x) Last: vs. Seattle Sept. 14, 2014  
3 (42x) Last: at Denver Jan. 3, 2016

### Fewest Own Recovered, Season

4 1963, 2013  
7 1989, 2009  
8 1965, 1967, 1968, 1993, 2002, 2003, 2016

### Most Opponents Recovered, Season

22 1986  
18 1973, 1979, 1980, 1981, 2007  
17 1960, 1961, 1963, 1983, 1984

### Fewest Opponents Recovered, Season

4 2011  
5 1963  
6 1969, 2000, 2013

## POINTS ALLOWED

### Most, Season

462 1983  
441 2003  
440 2000

### Most, Game

57 at St. Louis Oct. 1, 2000  
52 at Pittsburgh Nov. 25, 1984  
51 at Oakland Oct. 29, 1967

### Most, Quarter

31 at Oakland Dec. 8, 1963 (4Q)  
30 at St. Louis Nov. 20, 1983 (2Q)  
28 (5x) Last: at Minnesota Nov. 28, 1999 (2Q)



**Fewest, Season**

205 1977  
219 1961  
221 1982†

**Fewest, Game**

0 (18x) Last: vs. Denver Oct. 22, 2017  
3 (16x) Last: at Denver Nov. 22, 2009  
6 (19x) Last: at Dallas Nov. 23, 2017

**FIRST DOWNS ALLOWED****Most, Season**

365 1981  
364 1985  
347 1983

**Most, Game**

34 (3x) Last: at Denver Sept. 14, 2008  
33 (2x) Last: at Rams, Sept. 23, 2018  
32 at Pittsburgh Oct. 4, 2009

**Fewest, Season**

190 1965  
196 1982†  
224 1962

**Fewest, Game**

5 vs. Kansas City Dec. 12, 2010  
at Tampa Bay Sept. 19, 1976  
6 at Oakland Oct. 11, 1998  
at Oakland (at San Fran.) Oct. 22, 1961  
7 (5x) Last: vs. Houston Sept. 15, 2002

**Most by Rushing, Season**

154 1975  
143 1971  
137 1983

**Most by Rushing, Game**

19 (3x), Last: at Seattle Nov. 22, 1987  
17 vs. Houston Sept. 23, 1962  
16 vs. New England Oct. 16, 1977  
vs. Kansas City Dec. 18, 1966

**Fewest by Rushing, Season**

54 1965  
65 1982  
71 1969

**Fewest by Rushing, Game**

0 (5x) Last: at Indianapolis Nov. 28, 2010  
1 (22x) Last: vs. Washington Dec. 10, 2017  
2 (42x) Last: vs. Cleveland Oct. 4, 2015

**Most by Passing, Season**

218 1985  
216 1981  
213 2008

**Most by Passing, Game**

24 at Denver Nov. 19, 2000  
23 at New England Sept. 18, 2011  
22 (4x) Last: vs. Philadelphia Nov. 15, 2009

**Fewest by Passing, Season**

105 1977  
114 1971  
116 1965

**Fewest by Passing, Game**

1 (3x) Last: vs. Oakland Dec. 28, 2003  
2 (6x) Last: at Cleveland Dec. 19, 2004  
3 (12x) Last: vs. Minnesota, Sept. 11, 2011

**Most by Penalty, Season**

41 2000, 2004, 2014  
35 1981, 1997, 1998  
33 2017

**Most by Penalty, Game**

7 vs. Cleveland, Nov. 5, 2006  
6 (9x) Last: vs. Kansas City Sept. 24, 2017  
5 (20x) Last: at Cleveland Dec. 24, 2016

**Fewest by Penalty, Season**

12 1982†  
13 1969, 1992  
14 1976

**NET YARDS ALLOWED****Most, Season**

6,265 1985  
6,136 1981  
6,034 2002

**Most, Game**

614 at St. Louis Oct. 1, 2000  
591 vs. Seattle Dec. 29, 2002  
553 at Oakland Sept. 22, 1996

**Fewest, Season**

3,253 1982†  
3,268 1965  
3,652 1977

**Fewest, Game**

58 at Oakland (at San. Fran.) Oct. 22, 1961  
67 vs. Kansas City Dec. 12, 2010  
99 vs. Indianapolis Nov. 1, 1992

**RUSHING ALLOWED****Most Attempts, Season**

606 1975  
559 1973  
552 1983

**Most Attempts, Game**

61 at Chicago Oct. 25, 1981 (OT)  
60 at Denver Nov. 30, 1975  
59 at Oakland Sept. 18, 1977

**Fewest Attempts, Season**

230 1982†  
306 1965  
355 2004

**Fewest Attempts, Game**

9 vs. Detroit Dec. 16, 2007  
vs. Miami Sept. 7, 1986  
10 (2x) Last: vs. Tennessee Sept. 16, 2012  
11 (5x) Last: vs. Jacksonville Sept. 18, 2016

**Most Yards, Season**

2,442 1975  
2,403 1966  
2,296 1971

**Most Yards, Game**

378 at Minnesota Nov. 4, 2007  
355 at San Francisco Dec. 20, 2014  
328 at Denver Nov. 30, 1975

**Fewest Yards, Season**

961 1982†  
1,094 1965  
1,140 1998

**Fewest Yards, Game**

2 at Oakland (at San. Fran.) Oct. 22, 1961  
11 at Carolina Dec. 17, 2000  
13 at Oakland Oct. 5, 1997

**Most Touchdowns, Season**

26 1983  
25 1971, 1981, 1985  
23 1973, 1984

**Fewest Touchdowns, Season**

7 1961, 1965  
8 1999, 2011  
10 (12x) Last: 2012

**Most Touchdowns Allowed, Game**

5 vs. Atlanta Oct. 21, 1973  
at Houston Sept. 18, 1960  
4 (11x) Last: at Washington Nov. 3, 2013  
3 (46x) Last: vs. New Orleans Oct. 2, 2016

**PASSING ALLOWED****Most Attempts, Season**

636 1996  
607 2002, 2004  
605 2008

**Most Attempts, Game**

61 vs. St. Louis Sept. 20, 1987  
58 (2x) Last: vs. Tennessee Oct. 3, 2004  
57 (2x) Last: at Oakland Sept. 22, 1996

**Fewest Attempts, Season**

330 1977  
341 1973  
342 1982†

**Fewest Attempts, Game**

7 at Detroit Nov. 6, 1977  
12 (2x) Last: at Denver Dec. 10, 1972  
13 (4x) Last: at Cincinnati Oct. 4, 1987

**Most Completions, Season**

411 2008  
375 2002  
372 2004

**Most Completions, Game**

40 vs. Cincinnati Dec. 20, 1982  
39 vs. Tennessee Oct. 3, 2004  
37 Kansas City Oct. 9, 1994

**Fewest Completions, Season**

170 1966  
172 1977  
177 1973

**Fewest Completions, Game**

3 at Tampa Bay Sept. 19, 1976  
5 (5x) Last: at Cincinnati Oct. 4, 1987  
6 (6x) Last: vs. Oakland Dec. 28, 2003

**Most Net Yards, Season**

4,311 1981  
4,295 2002  
4,293 1985

**Most Net Yards, Game**

453 at St. Louis Nov. 10, 2002  
451 at St. Louis Oct. 1, 2000  
443 at Denver Nov. 19, 2000

**Fewest Net Yards, Season**

1,725 1977  
2,155 1966  
2,174 1965

**Fewest Net Yards, Game**

-13 at Cincinnati Oct. 4, 1987  
-4 at Tampa Bay Sept. 19, 1976  
0 vs. Oakland Dec. 28, 2003  
vs. Cincinnati Dec. 6, 1970

**Most Touchdowns, Season**

36 2003  
33 2000  
31 1997

**Most Touchdowns, Game**

5 (7x) Last: at Denver Nov. 19, 2000  
4 (30x) Last: vs. Kansas City Sept. 9, 2018  
3 (107x) Last: at Rams, Sept. 23, 2018

**Fewest Touchdowns, Season**

10 1982†  
11 1979  
13 1966, 1970, 1974

**INTERCEPTIONS BY****Most, Season**

49 1961 (NFL Record)  
31 1969  
30 1964, 2007

**Most, Game**

6 (6x) Last: vs. Indianapolis Nov. 11, 2007  
5 (9x) Last: vs. Buffalo Nov. 19, 2017  
4 (30x) Last: at Indianapolis Nov. 28, 2010

**Most, Game, Both Teams**

10 at Seattle Dec. 13, 1998  
9 at Denver Sept. 21, 1980  
at Oakland Nov. 1, 1964  
8 (11x) Last: vs. Indianapolis Nov. 11, 2007

**Fewest, Season**

7 2014  
9 1970  
10 2005



**Most Yards Returned, Season**

929 1961 (NFL Record)  
562 1979  
499 1984

**Most Yards Returned, Game**

194 vs. Houston Sept. 24, 1961  
174 vs. Denver Oct. 29, 1961  
171 vs. Pittsburgh Nov. 18, 1979

**Fewest Yards Returned, Season**

65 2014  
90 1970  
123 1999

**Most Touchdowns by Returns, Season**

9 1961 (NFL Record)  
5 2012  
4 1984, 2000

**Most Touchdowns by Returns, Game**

2 at Indianapolis Nov. 28, 2010  
vs. Denver Oct. 29, 1961  
1 (90x) Last: at Dallas Nov. 23, 2017

**Most Consecutive Games**

46 1960–63 (NFL Record)

**PUNT RETURNS****Most by Opponents, Season**

56 1988  
51 1996, 2000  
49 1998

**Fewest by Opponents, Season**

7 1982†  
16 1968  
17 1960, 1972

**Most Yards by Opponents, Season**

722 2000  
612 1996  
601 1976

**Most Yards by Opponent, Game**

160 at Kansas City, Sept. 13, 2010  
150 at Denver Dec. 27, 1987  
142 at Oakland Oct. 29, 1967

**KICKOFF RETURNS****Most by Opponent, Season**

90 2006  
88 1981  
87 2009

**Fewest by Opponent, Season**

21 2016  
32 2015  
35 1973

**Most by Opponent, Game**

10 (4x) Last: vs. Detroit Dec. 16, 2007  
9 (7x) Last: at Indianapolis Nov. 28, 2010  
8 (25x) Last: at Kansas City Nov. 24, 2013



## CAREER TOP-10

### RUSHING YARDS

1.	LaDainian Tomlinson, 2001-09	12,490
2.	Paul Lowe, 1960-68	4,972
3.	Marion Butts, 1989-93	4,297
4.	Ryan Mathews, 2010-14	4,061
5.	Natrone Means, 1993-95, 98-99	3,885
6.	<b>Melvin Gordon, 2015-18</b>	<b>3,545</b>
7.	Chuck Muncie, 1980-84	3,309
8.	Don Woods, 1974-80	2,858
9.	Keith Lincoln, 1961-66, 68	2,698
10.	Dick Post, 1967-70	2,519

### RUSHING TOUCHDOWNS

1.	LaDainian Tomlinson, 2001-09	138
2.	Chuck Muncie, 1980-84	43
3.	Paul Lowe, 1960-68	38
4.	Natrone Means, 1993-95, 98-99	34
5.	Marion Butts, 1989-93	31
6.	<b>Melvin Gordon, 2015-18</b>	<b>27</b>
7.	Ryan Mathews, 2010-14	23
8.	Mike Tolbert, 2008-11	20
9.	Tim Spencer, 1985-90	19
10.	Hank Bauer, 1977-82	17
	Rod Bernstine, 1987-92	17
	Dick Post, 1967-70	17
	Clarence Williams, 1977-81	17

### RUSHING ATTEMPTS

1.	LaDainian Tomlinson, 2001-09	2,880
2.	Marion Butts, 1989-93	1,031
3.	Paul Lowe, 1960-68	1,015
4.	Natrone Means, 1993-95, 98-99	1,013
5.	Ryan Mathews, 2010-14	923
6.	<b>Melvin Gordon, 2015-18</b>	<b>875</b>
7.	Chuck Muncie, 1980-84	773
8.	Don Woods, 1974-80	713
9.	Keith Lincoln, 1961-66, 68	573
10.	Mike Garrett, 1970-73	572

### TOTAL YARDS FROM SCRIMMAGE

1.	LaDainian Tomlinson, 2001-09	16,445
2.	<b>Antonio Gates, 2003-18</b>	<b>11,747</b>
3.	Lance Alworth, 1962-70	9,721
4.	Charlie Joiner, 1976-86	9,191
5.	Gary Garrison, 1966-76	7,562
6.	Kellen Winslow, 1979-87	6,741
7.	Wes Chandler, 1981-87	6,197
8.	Paul Lowe, 1960-68	6,017
9.	Anthony Miller, 1988-93	5,660
10.	Ronnie Harmon, 1990-95	5,567

### PASSING YARDS

1.	<b>Philip Rivers, 2004-18</b>	<b>53,467</b>
2.	Dan Fouts, 1973-87	43,040
3.	John Hadl, 1962-72	26,938
4.	Stan Humphries, 1992-97	16,085
5.	Drew Brees, 2001-05	12,348
6.	Jack Kemp, 1960-62	5,996
7.	Doug Flutie, 2001-04	4,901
8.	John Friesz, 1990-93	4,396
9.	Jim Harbaugh, 1999-00	4,177
10.	Billy Joe Tolliver, 1989-90	3,671

### TOUCHDOWN PASSES

1.	<b>Philip Rivers, 2004-18</b>	<b>368</b>
2.	Dan Fouts, 1973-87	254
3.	John Hadl, 1962-72	201
4.	Stan Humphries, 1992-97	85
5.	Drew Brees, 2001-05	80
6.	Jack Kemp, 1960-62	37
7.	Tobin Rote, 1963-64	29
8.	Doug Flutie, 2001-04	25
9.	Billy Joe Tolliver, 1989-90	21
10.	John Friesz, 1990-93	19

### PASS ATTEMPTS

1.	<b>Philip Rivers, 2004-18</b>	<b>6,836</b>
2.	Dan Fouts, 1973-87	5,604
3.	John Hadl, 1962-72	3,640
4.	Stan Humphries, 1992-97	2,350
5.	Drew Brees, 2001-05	1,809
6.	Jack Kemp, 1960-62	815
7.	John Friesz, 1990-93	747
8.	Doug Flutie, 2001-04	737
9.	Jim Harbaugh, 1999-00	636
10.	Billy Joe Tolliver, 1989-90	595

### PASS COMPLETIONS

1.	<b>Philip Rivers, 2004-18</b>	<b>4,410</b>
2.	Dan Fouts, 1973-87	3,297
3.	John Hadl, 1962-72	1,824
4.	Stan Humphries, 1992-97	1,335
5.	Drew Brees, 2001-05	1,125
6.	Doug Flutie, 2001-04	408
7.	John Friesz, 1990-93	401
8.	Jack Kemp, 1960-62	389
9.	Jim Harbaugh, 1999-00	372
10.	Billy Joe Tolliver, 1989-90	305

### PASSES INTERCEPTED

1.	Dan Fouts, 1973-87	242
2.	John Hadl, 1962-72	211
3.	<b>Philip Rivers, 2004-18</b>	<b>172</b>
4.	Stan Humphries, 1992-97	73
5.	Drew Brees, 2001-05	53
6.	Jack Kemp, 1960-62	49
7.	Ryan Leaf, 1998-00	33
8.	Tobin Rote, 1963-64	32
9.	Craig Whelihan, 1995-98	29
10.	Jim Harbaugh, 1999-00	24
	Billy Joe Tolliver, 1989-90	24

### RECEIVING YARDS

1.	<b>Antonio Gates, 2003-18</b>	<b>11,747</b>
2.	Lance Alworth, 1962-70	9,584
3.	Charlie Joiner, 1976-86	9,203
4.	Gary Garrison, 1966-76	7,533
5.	Kellen Winslow, 1979-87	6,741
6.	Wes Chandler, 1981-87	6,132
7.	Anthony Miller, 1988-93	5,582
8.	Malcom Floyd, 2004-15	5,550
9.	<b>Keenan Allen, 2013-18</b>	<b>4,858</b>
10.	Vincent Jackson, 2005-11	4,754

### RECEIVING TOUCHDOWNS

1.	<b>Antonio Gates, 2003-18</b>	<b>116</b>
2.	Lance Alworth, 1962-70	81
3.	Gary Garrison, 1966-76	58
4.	Charlie Joiner, 1976-86	47
5.	Kellen Winslow, 1979-87	45
6.	Wes Chandler, 1981-87	41
7.	Vincent Jackson, 2005-11	37
	Anthony Miller, 1988-93	37
9.	John Jefferson, 1978-80	36
10.	Malcom Floyd, 2004-15	34

### RECEPTIONS

1.	<b>Antonio Gates, 2003-18</b>	<b>946</b>
2.	Charlie Joiner, 1976-86	586
3.	Kellen Winslow, 1979-87	541
4.	LaDainian Tomlinson, 2001-09	530
5.	Lance Alworth, 1962-70	493
6.	Gary Garrison, 1966-76	404
7.	<b>Keenan Allen, 2013-18</b>	<b>392</b>
8.	Ronnie Harmon, 1990-95	377
9.	Anthony Miller, 1988-93	374
10.	Wes Chandler, 1981-87	373

### QUARTERBACK SACKS

1.	Leslie O'Neal, 1986, 1988-95	105.5
2.	Shaun Phillips, 2004-12	69.5
3.	Gary Johnson, 1975-84	67.0
4.	Lee Williams, 1984-90	65.5
5.	Fred Dean, 1975-81	53.5
6.	Junior Seau, 1990-02	47.0
7.	Raylee Johnson, 1993-03	46.0
8.	Shawne Merriman, 2005-09	43.5
	Leroy Jones, 1976-83	43.5
10.	<b>Melvin Ingram, 2012-18</b>	<b>40.5</b>

### INTERCEPTIONS

1.	Gill Byrd, 1983-92	42
2.	Dick Harris, 1960-65	29
3.	Rodney Harrison, 1994-02	26
4.	Kenny Graham, 1964-69	25
5.	Mike Williams, 1975-82	24
6.	Joe Beauchamp, 1966-75	23
7.	Quentin Jammer, 2002-12	21
	Woodrowe Lowe, 1976-86	21
	Bob Howard, 1967-74	21
	Leslie "Speedy" Duncan, 1964-69	21

### INTERCEPTION RETURN YARDS

1.	Gill Byrd, 1983-92	546
2.	Charlie McNeil, 1960-64	502
3.	Kenny Graham, 1964-69	477
4.	Joe Beauchamp, 1966-75	433
5.	Dick Harris, 1960-65	413
6.	Rodney Harrison, 1994-02	345
7.	Woodrowe Lowe, 1976-86	343
8.	Darren Carrington, 1991-94	337
9.	Leslie Duncan, 1964-69	322
10.	Glen Edwards, 1978-81	309

### INTERCEPTION RETURN TOUCHDOWNS

1.	Kenny Graham, 1964-69	5
	Dick Harris, 1960-65	5
3.	Woodrowe Lowe, 1976-86	4
4.	Eric Weddle, 2007-13	3
	Joe Beauchamp, 1966-75	3
6.	Shaun Phillips, 2004-12	2
	Demorrio Williams, 2012	2
	Antonio Cromartie, 2006-09	2
	Clinton Hart, 2004-09	2
	Donnie Edwards, 2002-06	2
	(10) others with 2 each	2

### TOUCHDOWNS SCORED

1.	LaDainian Tomlinson, 2001-09	153
2.	<b>Antonio Gates, 2003-18</b>	<b>116</b>
3.	Lance Alworth, 1962-70	83
4.	Gary Garrison, 1966-76	58
5.	Charlie Joiner, 1976-86	47
6.	Paul Lowe, 1960-68	46
7.	Kellen Winslow, 1979-87	45
	Chuck Muncie, 1980-84	45
9.	Wes Chandler, 1981-87	41
10.	Anthony Miller, 1988-93	40

### POINTS SCORED

1.	John Carney, 1990-00	1,076
2.	LaDainian Tomlinson, 2001-09	918
3.	Nate Kaeding, 2004-12	889
4.	Rolf Benirschke, 1977-86	766
5.	<b>Antonio Gates, 2003-18</b>	<b>698</b>
6.	Lance Alworth, 1962-70	500
7.	Nick Novak, 2011-14	459
8.	Dennis Partee, 1968-75	380
9.	Gary Garrison, 1966-76	348
10.	Charlie Joiner, 1976-86	282





## FIELD GOALS

1.	John Carney, 1990-00.....	261
2.	Nate Kaeding, 2004-12.....	180
3.	Rolf Benirschke, 1977-86.....	146
4.	Nick Novak, 2011-14, 17.....	110
5.	Dennis Partee, 1968-75.....	71
6.	Josh Lambo, 2015-16.....	52
7.	George Blair, 1961-64.....	50
8.	Steve Christie, 2001-03.....	42
9.	Ray Wersching, 1973-76.....	32
10.	Dick Van Raaphorst, 1966-67.....	31

## FIELD GOAL ATTEMPTS

1.	John Carney, 1990-00.....	320
2.	Rolf Benirschke, 1977-86.....	208
3.	Nate Kaeding, 2004-12.....	207
4.	Nick Novak, 2011-14, 17.....	130
5.	Dennis Partee, 1968-75.....	121
6.	George Blair, 1961-64.....	80
7.	Ray Wersching, 1973-76.....	68
8.	Josh Lambo, 2015-16.....	64
9.	Dick Van Raaphorst, 1966-67.....	61
10.	Steve Christie, 2001-03.....	57

## KICKOFF RETURN YARDS

1.	Darren Sproles, 2005-10.....	6,469
2.	Ronney Jenkins, 2000-02.....	3,997
3.	Andre Coleman, 1994-96.....	3,914
4.	Leslie "Speedy" Duncan, 1964-70.....	3,386
5.	James Brooks, 1981-83.....	2,305
6.	Kenny Bynum, 1997-00.....	2,182
7.	Lionel James, 1984-88.....	2,094
8.	Nate Lewis, 1990-93.....	2,047
9.	Artie Owens, 1976-79.....	1,998
10.	Tim Dwight, 2001-04.....	1,876

## KICKOFF RETURN TOUCHDOWNS

1.	Andre Coleman, 1994-96.....	4
2.	Ronney Jenkins, 2000-02.....	3
3.	Darren Sproles, 2005-10.....	2
	Anthony Miller, 1988-93.....	2
5.	Micheal Spurlock, 2012.....	1
	Tim Dwight, 2001-04.....	1
	Richard Goodman, 2010-11.....	1
	Rodney Harrison, 1994-02.....	1
	Nate Lewis, 1990-93.....	1
	Jamie Holland, 1987-89.....	1
	Gary Anderson, 1985-88.....	1
	Keith Lincoln, 1960-66.....	1

## KICKOFF RETURNS

1.	Darren Sproles, 2005-10.....	258
2.	Andre Coleman, 1994-96.....	166
3.	Ronney Jenkins, 2000-02.....	165
4.	Leslie "Speedy" Duncan, 1964-70.....	134
5.	Kenny Bynum, 1997-00.....	107
6.	James Brooks, 1981-83.....	105
7.	Lionel James, 1984-88.....	99
8.	Nate Lewis, 1990-93.....	92
9.	Artie Owens, 1976-79.....	88
10.	Tim Dwight, 2001-04.....	80

## PUNT RETURN YARDS

1.	Mike Fuller, 1975-80.....	2,388
2.	Leslie "Speedy" Duncan, 1964-70.....	1,651
3.	Darrien Gordon, 1993-94, 96.....	1,407
4.	Lionel James, 1984-88.....	1,193
5.	Darren Sproles, 2005-10.....	935
6.	Eric Parker, 2002-06.....	881
7.	James Brooks, 1981-83.....	565
8.	Tim Dwight, 2001-04.....	508
9.	Eric Metcalf, 1997.....	489
10.	Latario Rachal, 1998.....	387

## PUNT RETURN TOUCHDOWNS

1.	Leslie "Speedy" Duncan, 1964-70.....	4
2.	Eric Metcalf, 1997.....	3
	Darrien Gordon, 1993-94, 96.....	3
4.	Darren Sproles, 2005-10.....	2
	Lionel James, 1984-88.....	2
	Mike Fuller, 1975-80.....	2
	Ron Smith, 1973.....	2
8.	<b>Travis Benjamin, 2017-18.....</b>	<b>1</b>
	Micheal Spurlock, 2012.....	1
	Tim Dwight, 2001-04.....	1
	Andre Coleman, 1994-96.....	1
	(3) others with 1 each	

## PUNT RETURNS

1.	Mike Fuller, 1975-80.....	212
2.	Leslie "Speedy" Duncan, 1964-70.....	138
3.	Lionel James, 1984-88.....	124
4.	Darren Sproles, 2005-10.....	114
5.	Eric Parker, 2002-06.....	105
6.	Darrien Gordon, 1993-94, 96.....	103
7.	James Brooks, 1981-83.....	52
8.	Tim Dwight, 2001-04.....	46
9.	Eric Metcalf, 1997.....	45
10.	Nate Lewis, 1990-93.....	34
	Kitrick Taylor, 1990-91.....	34

## MOST SEASONS

1.	David Binn, 1994-10.....	17
2.	<b>Antonio Gates, 2003-18.....</b>	<b>16</b>
3.	Dan Fouts, 1973-87.....	15
	Russ Washington, 1968-82.....	15
	<b>Philip Rivers, 2004-18.....</b>	<b>15</b>
6.	Doug Wilkerson, 1971-84.....	14
	Don Macek, 1976-89.....	14
8.	Mike Scifres, 2003-15.....	13
	Junior Seau, 1990-02.....	13
10.	Jamal Williams, 1998-09.....	12

## MOST GAMES PLAYED

1.	David Binn, 1994-10.....	256
2.	<b>Antonio Gates, 2003-18.....</b>	<b>231</b>
3.	<b>Philip Rivers, 2004-18.....</b>	<b>207</b>
4.	Junior Seau, 1990-02.....	200
	Russ Washington, 1968-82.....	200
6.	Mike Scifres, 2003-15.....	195
	Doug Wilkerson, 1971-84.....	195
8.	Dan Fouts, 1973-87.....	181
9.	Quentin Jammer, 2002-12.....	172
10.	Charlie Joiner, 1976-86.....	164
	Woodrow Lowe, 1976-86.....	164



# SINGLE SEASON TOP-10

## RUSHING YARDS

1.	LaDainian Tomlinson, 2006	1,815
2.	LaDainian Tomlinson, 2002	1,683
3.	LaDainian Tomlinson, 2003	1,645
4.	LaDainian Tomlinson, 2007	1,474
5.	LaDainian Tomlinson, 2005	1,462
6.	Natrone Means, 1994	1,350
7.	LaDainian Tomlinson, 2004	1,335
8.	Ryan Mathews, 2013	1,255
9.	LaDainian Tomlinson, 2001	1,236
10.	Marion Butts, 1990	1,225

## RUSHING TOUCHDOWNS

1.	LaDainian Tomlinson, 2006	28
2.	Chuck Muncie, 1981	19
3.	LaDainian Tomlinson, 2005	18
4.	LaDainian Tomlinson, 2004	17
5.	LaDainian Tomlinson, 2007	15
6.	LaDainian Tomlinson, 2002	14
7.	LaDainian Tomlinson, 2003	13
8.	LaDainian Tomlinson, 2009	12
	Natrone Means, 1994	12
	Chuck Muncie, 1983	12
	Clarence Williams, 1979	12

## RUSHING ATTEMPTS

1.	LaDainian Tomlinson, 2002	372
2.	LaDainian Tomlinson, 2006	348
3.	Natrone Means, 1994	343
4.	LaDainian Tomlinson, 2005	339
	LaDainian Tomlinson, 2004	339
	LaDainian Tomlinson, 2001	339
7.	LaDainian Tomlinson, 2007	315
8.	LaDainian Tomlinson, 2003	313
9.	Earnest Jackson, 1984	296
10.	LaDainian Tomlinson, 2008	292

## TOTAL YARDS FROM SCRIMMAGE

1.	LaDainian Tomlinson, 2003	2,370
2.	LaDainian Tomlinson, 2006	2,323
3.	LaDainian Tomlinson, 2002	2,172
4.	LaDainian Tomlinson, 2007	1,949
5.	LaDainian Tomlinson, 2005	1,832
6.	LaDainian Tomlinson, 2004	1,776
7.	LaDainian Tomlinson, 2001	1,603
8.	Lance Alworth, 1965	1,590
9.	Natrone Means, 1994	1,585
10.	Melvin Gordon, 2017	1,581

## PASSING YARDS

1.	Dan Fouts, 1981	4,802
2.	Philip Rivers, 2015	4,792
3.	Dan Fouts, 1980	4,715
4.	Philip Rivers, 2010	4,710
5.	Philip Rivers, 2011	4,624
6.	Philip Rivers, 2017	4,515
7.	Philip Rivers, 2013	4,478
8.	Philip Rivers, 2016	4,386
9.	Philip Rivers, 2014	4,286
10.	Philip Rivers, 2009	4,254

## TOUCHDOWN PASSES

1.	Philip Rivers, 2008	34
2.	Philip Rivers, 2016	33
	Dan Fouts, 1981	33
4.	Philip Rivers, 2013	32
5.	Philip Rivers, 2014	31
6.	Philip Rivers, 2010	30
	Dan Fouts, 1980	30
8.	Philip Rivers, 2015	29
9.	Philip Rivers, 2009	28
	Philip Rivers, 2017	28

## PASS ATTEMPTS

1.	Philip Rivers, 2015	661
2.	Dan Fouts, 1981	609
3.	Dan Fouts, 1980	589
4.	Philip Rivers, 2011	582
5.	Philip Rivers, 2016	578
6.	Philip Rivers, 2017	575
7.	Philip Rivers, 2014	570
8.	Philip Rivers, 2013	544
9.	Philip Rivers, 2010	541
10.	Dan Fouts, 1979	530

## PASS COMPLETIONS

1.	Philip Rivers, 2015	437
2.	Philip Rivers, 2014	379
3.	Philip Rivers, 2013	378
4.	Philip Rivers, 2011	366
5.	Dan Fouts, 1981	360
	Philip Rivers, 2017	360
7.	Philip Rivers, 2010	357
8.	Philip Rivers, 2016	349
9.	Dan Fouts, 1980	348
10.	Philip Rivers, 2012	338

## PASSES INTERCEPTED

1.	John Hadl, 1968	32
2.	John Hadl, 1972	26
3.	John Hadl, 1971	25
	Jack Kemp, 1960	25
5.	Dan Fouts, 1980	24
	Dan Fouts, 1979	24
	John Hadl, 1962	24
8.	Dan Fouts, 1986	22
	John Hadl, 1967	22
	Jack Kemp, 1961	22

## RECEIVING YARDS

1.	Lance Alworth, 1965	1,602
2.	Keenan Allen, 2017	1,393
3.	Lance Alworth, 1966	1,383
4.	John Jefferson, 1980	1,340
5.	Lance Alworth, 1968	1,312
6.	Kellen Winslow, 1980	1,290
7.	Anthony Miller, 1989	1,252
8.	Lance Alworth, 1964	1,235
9.	Tony Martin, 1995	1,224
10.	Lance Alworth, 1963	1,205

## RECEIVING TOUCHDOWNS

1.	Tony Martin, 1996	14
	Lance Alworth, 1965	14
3.	Antonio Gates, 2004	13
	John Jefferson, 1980	13
	John Jefferson, 1978	13
	Lance Alworth, 1966	13
	Lance Alworth, 1964	13
8.	Antonio Gates, 2014	12
	Gary Garrison, 1970	12
10.	Lance Alworth, 1963	11

## RECEPTIONS

1.	Keenan Allen, 2017	102
2.	LaDainian Tomlinson, 2003	100
3.	Tony Martin, 1995	90
4.	Antonio Gates, 2005	89
	Kellen Winslow, 1980	89
6.	Kellen Winslow, 1983	88
	Kellen Winslow, 1981	88
8.	Lionel James, 1985	86
9.	Tony Martin, 1996	85
10.	Anthony Miller, 1993	84

## QUARTERBACK SACKS (since 1982)

1.	Shawne Merriman, 2006	17
	Leslie O'Neal, 1992	17
3.	Lee Williams, 1986	15
4.	Lee Williams, 1989	14
5.	Leslie O'Neal, 1990	13.5
6.	Marcellus Wiley, 2001	13
7.	Shawne Merriman, 2007	12.5
	Leslie O'Neal, 1995	12.5
	Leslie O'Neal, 1994	12.5
	Leslie O'Neal, 1989	12.5
	Leslie O'Neal, 1986	12.5
	Joey Bosa, 2017	12.5

## INTERCEPTIONS

1.	Antonio Cromartie, 2007	10
2.	Charlie McNeil, 1961	9
3.	Ryan McNeil, 2001	8
	Dick Harris, 1963	8
	Claude Gibson, 1962	8
	Bob Zeman, 1961	8
7.	Casey Hayward, 2016	7
	Darren Carrington, 1993	7
	Eric Weddle, 2011	7
	Gill Byrd, 1990	7
	(8) others with 7 each	

## INTERCEPTION RETURN YARDS

1.	Charlie McNeil, 1961	349
2.	Stanley Richard, 1994	224
3.	Vencie Glenn, 1987	166
4.	Gill Byrd, 1984	157
5.	Jeff Dale, 1986	153
6.	Darren Carrington, 1992	152
7.	Bob Laraba, 1961	151
8.	Woodrow Lowe, 1979	150
9.	Antonio Cromartie, 2007	144
10.	Dick Harris, 1961	140

## INTERCEPTION RETURN TOUCHDOWNS

1.	Dick Harris, 1961	3
2.	Demorrio Williams, 2012	2
	Clinton Hart, 2005	2
	Stanley Richard, 1994	2
	Gill Byrd, 1984	2
	Woodrow Lowe, 1979	2
	Kenny Graham, 1969	2
	Joe Beauchamp, 1968	2
	Bob Laraba, 1961	2
	Charlie McNeil, 1961	2

## TOUCHDOWNS SCORED

1.	LaDainian Tomlinson, 2006	31
2.	LaDainian Tomlinson, 2005	20
3.	Chuck Muncie, 1981	19
4.	LaDainian Tomlinson, 2007	18
	LaDainian Tomlinson, 2004	18
6.	LaDainian Tomlinson, 2003	17
7.	LaDainian Tomlinson, 2002	15
	Lance Alworth, 1964	15
9.	Tony Martin, 1996	14
	Lance Alworth, 1965	14

## POINTS SCORED

1.	LaDainian Tomlinson, 2006	186
2.	Nate Kaeding, 2009	146
3.	Nick Novak, 2013	144
4.	Nate Kaeding, 2006	136
5.	John Carney, 1994	135
6.	Nate Kaeding, 2008	127
7.	John Carney, 1993	124
8.	Nick Novak, 2011	122
9.	Josh Lambo, 2016	120
	LaDainian Tomlinson, 2005	120



#### FIELD GOALS

1.	Nick Novak, 2013.....	34
	John Carney, 1994.....	34
3.	Nate Kaeding, 2009.....	32
4.	John Carney, 1999.....	31
	John Carney, 1993.....	31
6.	John Carney, 1996.....	29
7.	Nick Novak, 2011.....	27
	Nate Kaeding, 2008.....	27
9.	Josh Lambo, 2016.....	26
	Josh Lambo, 2015.....	26
	(3) others with 26 each	

#### FIELD GOAL ATTEMPTS

1.	John Carney, 1993.....	40
2.	John Carney, 1994.....	38
3.	Nick Novak, 2013.....	37
4.	John Carney, 1999.....	36
	John Carney, 1996.....	36
	Rolf Benirschke, 1980.....	36
7.	Nate Kaeding, 2009.....	35
8.	Nick Novak, 2011.....	34
9.	Josh Lambo, 2016.....	32
	Josh Lambo, 2015.....	32
	(4) others with 32 each	

#### KICKOFF RETURN YARDS

1.	Ronney Jenkins, 2001.....	1,541
2.	Ronney Jenkins, 2000.....	1,531
3.	Darren Sproles, 2005.....	1,528
4.	Andre Coleman, 1995.....	1,411
5.	Darren Sproles, 2008.....	1,376
6.	Darren Sproles, 2009.....	1,300
7.	Andre Coleman, 1994.....	1,293
8.	Darren Sproles, 2010.....	1,257
9.	Tim Dwight, 2004.....	1,222
10.	Andre Coleman, 1996.....	1,210

#### KICKOFF RETURN TOUCHDOWNS

1.	Ronney Jenkins, 2001.....	2
	Andre Coleman, 1995.....	2
	Andre Coleman, 1994.....	2
4.	Micheal Spurlock, 2012.....	1
	Richard Goodman, 2011.....	1
	Darren Sproles, 2007, 2008.....	1
	Tim Dwight, 2004.....	1
	Ronney Jenkins, 2000.....	1
	Rodney Harrison, 1997.....	1
	Nate Lewis, 1991.....	1
	(6) others with 1 each	

#### KICKOFF RETURNS

1.	Ronney Jenkins, 2000.....	67
2.	Darren Sproles, 2005.....	63
3.	Andre Coleman, 1995.....	62
4.	Ronney Jenkins, 2001.....	58
5.	Andre Coleman, 1996.....	55
6.	Darren Sproles, 2009.....	54
7.	Darren Sproles, 2008.....	53
8.	Darren Sproles, 2010.....	51
9.	Tim Dwight, 2004.....	50
	Leon Johnson, 2003.....	50

#### PUNT RETURN YARDS

1.	Darrien Gordon, 1996.....	537
2.	Eric Metcalf, 1997.....	489
3.	Darrien Gordon, 1994.....	475
4.	Leslie "Speedy" Duncan, 1965.....	464
5.	Mike Fuller, 1979.....	448
6.	Mike Fuller, 1978.....	436
	Mike Fuller, 1976.....	436
8.	Leslie "Speedy" Duncan, 1967.....	434
9.	Mike Fuller, 1975.....	410
10.	Lionel James, 1987.....	400

#### PUNT RETURN TOUCHDOWNS

1.	Eric Metcalf, 1997.....	3
2.	Darrien Gordon, 1994.....	2
	Ron Smith, 1973.....	2
	Leslie "Speedy" Duncan, 1965.....	2
5.	Travis Benjamin, 2017.....	1
	Micheal Spurlock, 2012.....	1
	Darren Sproles, 2007, 2009.....	1
	Tim Dwight, 2001.....	1
	Darrien Gordon, 1996.....	1
	Andre Coleman, 1995.....	1
	(10) others with 1 each	

#### PUNT RETURNS

1.	Mike Fuller, 1979.....	46
2.	Eric Metcalf, 1997.....	45
3.	Mike Fuller, 1978.....	39
4.	Eric Parker, 2006.....	37
5.	Darrien Gordon, 1996.....	36
	Darrien Gordon, 1994.....	36
	Mike Fuller, 1975.....	36
	Leslie "Speedy" Duncan, 1967.....	36
9.	Mike Fuller, 1976.....	33
10.	Latario Rachal, 1998.....	32
	Lionel James, 1987.....	32



## CAREER 10 LONGEST

### RUNS FROM SCRIMMAGE

87t	—	Melvin Gordon at New England Oct. 29, 2017
87t	—	Paul Lowe at Dallas Sept. 10, 1961
86t	—	Keith Lincoln at Oakland Sept. 30, 1962
85t	—	LaDainian Tomlinson vs. K.C. Dec. 17, 2006
83t	—	Michael Turner at Indianapolis Dec. 18, 2005
80t	—	Brad Hubbert vs. N.Y. Jets Dec. 24, 1967
76	—	LaDainian Tomlinson vs. Den. Dec. 1, 2002
76t	—	Keith Lincoln at Kansas City Oct. 20, 1963
74t	—	Michael Turner at Denver Oct. 7, 2007
73t	—	LaDainian Tomlinson vs. Minn. Nov. 9, 2003
		Chuck Muncie at Seattle, Nov. 16, 1981

### PASS COMPLETIONS

99t	—	Humphries to Martin at Sea. Sept. 18, 1994
91t	—	Kemp to Lincoln at Denver Nov. 12, 1961
88t	—	Luther to Duckworth vs. Chi. Dec. 3, 1984
85t	—	Hadl to Alworth at Boston Oct. 17, 1965
		Rote to Alworth at Denver Oct. 6, 1963
84t	—	Hadl to Garrison at N.Y. Jets Oct. 5, 1968
83t	—	Leaf to Graham at Denver Nov. 19, 2000
82t	—	Rote to Alworth vs. N.Y. Jets Dec. 6, 1964
81t	—	Rivers to Sproles vs. Balt. Sept. 20, 2009
		Fouts to Joiner vs. Houston Oct. 17, 1976

### FIELD GOALS

57	—	Nate Kaeding at Tampa Bay Dec. 21, 2008
55	—	N. Kaeding vs. Kansas City Nov. 29, 2009
54	—	Josh Lambo vs. Pittsburgh Oct. 12, 2015
		Nate Kaeding at Baltimore Oct. 1, 2006
		John Carney at Kansas City Sept. 17, 2000
		John Carney vs. Buffalo Sept. 6, 1998
		John Carney vs. Seattle Nov. 10, 1991
53	—	Nick Novak vs. Denver Nov. 27, 2011
		Nate Kaeding at Atlanta Oct. 17, 2004
		Steve Christie at Buffalo Dec. 15, 2002
		John Carney vs. Seattle Sept. 1, 1996
		John Carney at N.Y. Jets Nov. 24, 1991
		(2) others with 53-yard field goals each

### PUNTS

82	—	Paul Maguire vs. Dallas Nov. 19, 1961
73	—	Dennis Partee at Denver Oct. 17, 1971
72	—	Mike Scifres at Buffalo Sept. 21, 2014
71	—	Mike Scifres vs. Oakland Nov. 10, 2011
		Mike Scifres at Baltimore Oct. 1, 2006
		Mike Scifres vs. Oakland Dec. 4, 2005
		Maury Buford at Denver Sept. 12, 1982
		John Hadl at Denver Nov. 8, 1964
70	—	Mike Scifres vs. Baltimore Nov. 25, 2007
69	—	(2x) Last: Drew Kaser vs. Denver Oct. 22, 2017

### INTERCEPTION RETURNS

103t	—	Vencie Glenn vs. Denver Nov. 29, 1987
102t	—	Donald Frank at L.A. Raiders Oct. 31, 1993
100t	—	Leslie Duncan vs. Kansas City Oct. 15, 1967
99t	—	Shaun Gayle at N.Y. Giants Dec. 23, 1995
		Stanley Richard at Denver Sept. 4, 1994
		Gill Byrd at Kansas City Oct. 4, 1984
90t	—	Jahleel Addae vs. Kansas City Jan. 1, 2017
		Desmond King at Dallas Nov. 23, 2017
86	—	Trevor Williams vs. San Fran. Sept. 30, 2018
83t	—	Willie Clark at Oakland Sept. 22, 1996
80t	—	Quentin Jammer vs. Denver Oct. 15, 2012
		Coy Bacon at Denver Nov. 11, 1973

### KICKOFF RETURNS

105t	—	Richard Goodman at Oakland Jan. 1, 2012
103t	—	Darren Sproles at Denver Sept. 14, 2008
		Keith Lincoln vs. N.Y. Titans Sept. 16, 1962
99t	—	Micheal Spurlock vs. Oakland Dec. 30, 2012
98t	—	Andre Coleman vs. San Francisco Jan. 29, 1995
		Gary Anderson at Denver, Nov. 17, 1985
95t	—	Nate Lewis vs. New Orleans, Nov. 17, 1991
94t	—	Jamie Holland vs. Kansas City Dec. 18, 1988
93t	—	Ronney Jenkins at Oakland Nov. 18, 2001
		R. Jenkins vs. New Orleans Sept. 10, 2000
		Anthony Miller at L.A. Rams, Nov. 20, 1988

### PUNT RETURNS

95t	—	Leslie Duncan vs. N.Y. Jets Nov. 24, 1968
90t	—	Darrien Gordon at L.A. Raiders Sept. 25, 1994
88t	—	Andre Coleman at Philadelphia Sept. 17, 1995
		Mike Fuller at New Orleans Oct. 9, 1977
85t	—	Eric Metcalf at Cincinnati Nov. 2, 1997
84t	—	Tim Dwight vs. Washington Sept. 9, 2001
		Ron Smith vs. New Orleans Nov. 18, 1973
83t	—	Eric Metcalf vs. Denver Nov. 30, 1997
82t	—	Paul Lowe at Boston Oct. 7, 1961
81t	—	Darrien Gordon vs. K.C. Sept. 29, 1996
		Lionel James vs. St. Louis, Sept. 20, 1987
		Leslie Duncan vs. Buffalo, Sept. 4, 1966

### FUMBLE RETURNS

86t	—	Eric Weddle vs. Atlanta Nov. 30, 2008
82t	—	Donnie Edwards at St. Louis Nov. 10, 2002
81t	—	Vencie Glenn vs. N.Y. Giants Oct. 22, 1989
79t	—	Marlon McCree vs. St. Louis Oct. 29, 2006
78t	—	Paul Bradford at San. Fran. Nov. 23, 1997
75t	—	Keith Browner (25 yds.) lateral to Sam Seale (50 yds.) at L.A. Rams Nov. 20, 1988
		Caraun Reid at Indianapolis Sept. 25, 2016
61t	—	Rick Redman vs. Miami Oct. 2, 1966
58t	—	Darrell Stuckey vs. New England Dec. 7, 2014
53t	—	Henry Rolling at L.A. Raiders Oct. 6, 1991

### BLOCKED PUNT RETURNS

35t	—	Bob Zeman at Boston Oct. 7, 1961
21t	—	Derrie Nelson vs. Dallas Nov. 13, 1983
19	—	Pete Lazetich vs. Denver Sept. 24, 1972
5	—	Gene Selawski at Oak. (at S.F.) Oct. 22, 1961
4	—	Wayne Davis at Denver Nov. 17, 1985
3	—	Steve Heiden at Carolina Dec. 17, 2000
0s	—	Carlos Polk at Arizona Sept. 22, 2002
0t	—	Jacob Hester at Kansas City Oct. 25, 2009
		Darryll Lewis vs. Indianapolis Sept. 26, 1999
0	—	Corey Lynch at Oakland Sept. 10, 2012

### BLOCKED FIELD GOAL RETURNS

72t	—	Leslie Duncan vs. Denver Nov. 23, 1967
35	—	Tom Day vs. Kansas City Oct. 15, 1967
28	—	Jim Tolbert vs. St. Louis Nov. 15, 1971
27	—	Kenny Graham at Kansas City Nov. 15, 1964
25	—	Jeff Staggs vs. Houston, Oct. 25, 1970

### MISSED FIELD GOAL RETURNS

109t	—	Antonio Cromartie at Minnesota, Nov. 4, 2007 (NFL Record)
------	---	---



## OPPONENT 10 LONGEST

### RUNS FROM SCRIMMAGE

90t	—	Colin Kaepernick (at San Francisco) Dec. 20, 2014	37t
89t	—	Kenny King (at Oakland) Oct. 12, 1980	29t
81	—	Billy Sims (Detroit) Sept. 30, 1984	16
77	—	Napoleon Kaufman (at Oak.) Sept. 22, 1996	15
74t	—	Jack Spikes (at Dallas Texans) Sept. 10, 1961	14
71t	—	Corey Dillon (at Cincinnati) Nov. 2, 1997	9
69t	—	Kareem Hunt (K.C.) Sept. 24, 2017	5t
69t	—	Herman Heard (at K.C.) Oct. 14, 1984	2t
68	—	Henry Bell (at Denver) Oct. 16, 1960	0s
68	—	LeGarrett Blount (Philadelphia) Oct. 1, 2017	

### PASS COMPLETIONS

99t	—	Green to Boerigter (at K.C.) Dec. 22, 2002	66
98t	—	Lee to Dewveall (at Houston) Nov. 25, 1962	65t
96t	—	Montana to Rice (San Fran.) Nov. 27, 1988	60
93t	—	Morton to Watson (at Denver) Sept. 27, 1981	54t
90t	—	DeBerg to Birden (at K.C.) Nov. 18, 1990	42t
	—	Davidson to Dorsey (Oakland) Dec. 2, 1962	28
89t	—	O'Donnell to Stone (at Pit.) Sept. 1, 1991	17
87t	—	Namath to Maynard (N.Y. Jets) Nov. 24, 1968	16
	—	Tripacko to Frazier (at Denver) Nov. 12, 1961	
	—	Carr to Cooper (Oakland) Dec. 31, 2017	
84t	—	Campbell to Kelly (Washington) Jan. 3, 2010	
	—	(4) other completions of 84t yards	

### INTERCEPTION RETURNS

102t	—	Louis Breeden (Cincinnati) Nov. 8, 1981	
99t	—	Janoris Jenkins (St. Louis) Nov. 23, 2014	54
	—	Kevin Ross (Kansas City) Sept. 6, 1992	
96t	—	Ray Griffin (at Cincinnati) Nov. 11, 1979	
	—	Bashaud Breeland (Washington) Dec. 10, 2017	
91t	—	Chad Greenway (at Minnesota) Sept. 27, 2015	
	—	Fred Williamson (at Oakland) Sept. 30, 1962	
90t	—	Leroy Butler (at Green Bay) Sept. 15, 1996	
	—	Deion Sanders (San Fran.) Dec. 11, 1994	
87t	—	Mark McMillian (Kansas City) Dec. 14, 1997	
83t	—	Leonard Johnson (at Tampa Bay) Nov. 11, 2012	

### FUMBLE RETURNS

68	—	A.J. Duhe (Miami) Oct. 15, 1978	81
65t	—	Tony Carter (Denver) Oct. 15, 2012	79
64t	—	Tyvon Branch (at Oakland) Oct. 10, 2010	77
63t	—	Joey Browner (at Minnesota) Sept. 2, 1984	75
63	—	Rob Ninkovich (New England) Oct. 24, 2010	74
62	—	Carlton Gray (at Seattle) Oct. 27, 1996	73
59t	—	George Atkinson (at Oakland) Nov. 25, 1973	72
55t	—	Robert Lyles (at Houston) Dec. 6, 1987	
54t	—	Mike Montgomery (Dallas) Nov. 5, 1972	
52	—	Ray Abruzzese (New York Jets) Dec. 4, 1965	

### KICKOFF RETURNS

104t	—	Ira Mathews (at Oakland) Oct. 25, 1979	
103t	—	Percy Harvin (vs. Minnesota) Sept. 11, 2011	
101t	—	Leon Washington (at Seattle) Sept. 26, 2010	
	—	Brian Mitchell (at Washington) Dec. 6, 1998	
99t	—	Leon Washington (at Seattle) Sept. 26, 2010	
	—	Byron Hanspard (Atlanta) Dec. 7, 1997	
98t	—	Will Blackwell (Pittsburgh) Dec. 24, 2000	
97t	—	Cassius Vaughn (at Denver) Jan. 2, 2011	
	—	Tim Brown (at L.A. Raiders) Sept. 4, 1988	
96t	—	Dante Hall (at Kansas City) Nov. 28, 2004	

### PUNT RETURNS

95t	—	Tyreek Hill (Kansas City) Jan. 1, 2017	
94t	—	Dexter McCluster (at Kansas City) Sept. 13, 2010	
92t	—	Rick Upchurch (at Denver) Oct. 3, 1976	
91t	—	Tyreek Hill (Kansas City) Jan. 1, 2018	
86t	—	Tamarick Vanover (at Kansas City) Oct. 9, 1995	
82t	—	George Atkinson (at Oakland) Oct. 13, 1968	
82	—	Ray Buchanan (at Indianapolis) Nov. 3, 1996	
81	—	Dennis Northcutt (Cleveland) Nov. 5, 2006	
80t	—	Phillip Buchanon (Oakland) Dec. 28, 2003	
79t	—	Lemar Parrish (Cincinnati) Dec. 6, 1970	

### BLOCKED PUNT RETURNS

—	Frank Warren (New Orleans) Nov. 17, 1991	
—	Adam Hayward (at Tampa Bay) Nov. 11, 2012	
—	Randy McClanahan (at Oakland) Sept. 18, 1977	
—	Walt Landers (Green Bay) Sept. 24, 1978	
—	Glen Cadrez (Kansas City) Oct. 13, 2002	
—	Tyrone Braxton (Denver) Oct. 2, 1988	
—	Hiram Eugene (at Oakland) Oct. 10, 2010	
—	Jerry Robinson (L.A. Raiders) Nov. 20, 1986	
—	Nick Schommer (Tennessee) Oct. 31, 2010	
—	Rock Cartwright (at Oakland) Oct. 10, 2010	

### BLOCKED FIELD GOAL RETURNS

—	Tommy Casanova (at Cincinnati) Sept. 22, 1974	
—	Matt Ware (at Philadelphia) Oct. 23, 2005	
—	Louis Wright (at Denver) Nov. 17, 1985	
—	Doug Evans (at Carolina) Dec. 17, 2000	
—	Ray McElroy (Indianapolis) Oct. 26, 1997	
—	John Barmlett (Denver) Nov. 27, 1966	
—	Charlie West (Minnesota) Dec. 5, 1971	
—	Mike Statton (Buffalo) Oct. 1, 1967	
—	Fletcher Smith (Kansas City) Oct. 15, 1967	

### FIELD GOALS

—	Dan Miller (Baltimore Colts) Dec. 26, 1982	
—	Sebastian Janikowski (at Oakland) Oct. 9, 2016	
—	Jason Elam (Denver) Nov. 7, 1999	
—	Gary Anderson (at Pittsburgh) Nov. 25, 1984	
—	Neil Rackers (at Cincinnati) Sept. 8, 2002	
—	Jason Elam (Denver) (3x) Last: Dec. 1, 2002	
—	Rian Lindell (Seattle) Dec. 30, 2001	
—	Sebastian Janikowski (Oakland) Oct. 29, 2000	
—	Kevin Butler (Chicago) Nov. 14, 1993	
—	John Kasay (at Seattle) Nov. 10, 1991	
—	Norm Johnson (at Seattle) Oct. 6, 1986	
—	Raul Allegre (at Indianapolis) Nov. 4, 1994	
—	Cody Parkey (Miami) Sept. 17, 2017	

### PUNTS

—	Dustin Colquitt (at Kansas City) Dec. 2, 2007	
—	Drew Butler (at Pittsburgh) Dec. 9, 2012	
—	Greg Montgomery (Houston) Sept. 19, 1993	
—	Kevin Huber (Cincinnati) Dec. 1, 2013	
—	Bob Grupp (at Kansas City) Nov. 4, 1979	
—	Shane Lechler (Oakland) Sept. 28, 2003	
—	Ryan Plackemeier (at Seattle) Dec. 24, 2006	
—	Chris Gardocki (Indianapolis) Oct. 26, 1997	
—	Bob Scarpitto (at Denver) Oct. 22, 1967	
—	Jerrel Wilson (Kansas City) Sept. 29, 1963	





# OPPONENT TOP PERFORMANCES

## TEAM RUSHING YARDS (250+)

378	—	at Minnesota Nov. 4, 2007
355	—	at San Francisco Dec. 20, 2014
328	—	at Denver Nov. 28, 1975
294	—	Kansas City Dec. 18, 1966
277	—	at Seattle Nov. 22, 1987
		Houston Sept. 23, 1962
275	—	Cleveland Sept. 29, 1985
273	—	at Detroit Oct. 22, 1978
266	—	at Houston Sept. 18, 1960
262	—	Kansas City Oct. 27, 1974
256	—	New England Oct. 16, 1977
255	—	at Pittsburgh Oct. 31, 1976
251	—	Oakland Dec. 5, 2010
		New York Jets Sept. 4, 1983
		at Houston Sept. 28, 1975

## TEAM RUSHING ATTEMPTS (50+)

61	—	at Chicago Oct. 25, 1981
60	—	at Denver Nov. 30, 1975
59	—	at Oakland Sept. 18, 1977
56	—	at Seattle Sept. 18, 1983
		at Houston Sept. 28, 1975
55	—	at Denver Oct. 17, 1971
54	—	at Seattle Nov. 22, 1987
53	—	Kansas City Nov. 12, 1978
52	—	Oakland Dec. 5, 2010
		at Pittsburgh Oct. 31, 1976
51	—	Denver Nov. 27, 2011
		New York Jets Sept. 4, 1983
		New England Oct. 16, 1977
		Oakland Oct. 5, 1975

## TOTAL NET YARDS (500+)

614	—	at St. Louis Oct. 1, 2000 (163 R & 451 P)
591	—	Seattle Dec. 29, 2002 (163 R & 428 P)
553	—	at Oakland Sept. 22, 1996 (182 R & 371 P)
545	—	Cincinnati Nov. 12, 2006 (128 R & 417 P)
537	—	Kansas City Dec. 11, 1983 (131 R & 406 P)
536	—	at Denver Nov. 19, 2000 (93 R & 443 P)
528	—	at Minnesota Nov. 4, 2007 (378 R & 150 P)
526	—	Minnesota Oct. 11, 1981 (93 R & 444 P)
524	—	at St. Louis Nov. 10, 2002 (71 R & 453 P)
522	—	Denver Nov. 29, 1987 (175 R & 347 P)
521	—	at Rams Sept. 23, 2018 (171 R & 350 P)
520	—	at Oakland Jan. 1, 2012 (103 R & 417 P)
512	—	at Seattle Oct. 6, 1986 (218 R & 294 P)
511	—	at Philadelphia Sept. 15, 2013 (89 R & 422 P)
510	—	N.Y. Titans Nov. 24, 1968 (142 R & 368 P)
506	—	at Kansas City Oct. 14, 1984 (146 R & 360 P)
505	—	at Denver Sept. 7, 1962 (121 R & 384 P)
504	—	at New England Sept. 18, 2011 (94 R & 410 P)
503	—	at Denver Jan. 3, 2016 (210 R & 293 P)
500	—	at Washington Nov. 3, 2013 (209 R & 291 P)

## INDIVIDUAL RUSHING YARDS (145+)

296	—	Adrian Peterson (at Minnesota) Nov. 4, 2007
183	—	Hoyle Granger (Houston) Dec. 4, 1966
181	—	Priest Holmes (Kansas City) Nov. 4, 2001
178	—	Terrell Davis (Denver) Nov. 30, 1997
176	—	Terrell Davis (at Denver) Nov. 19, 1995
172	—	Kareem Hunt (K.C.) Sept. 24, 2017
169	—	Eric Dickerson (Indianapolis) Oct. 23, 1988
		Curt Warner (Seattle) Sept. 15, 1985
165	—	Rashard Mendenhall (at Pit.) Oct. 4, 2009
162	—	Priest Holmes (Kansas City) Nov. 30, 2003
161	—	Mike Garrett (Kansas City) Dec. 18, 1966
159	—	Clinton Portis (Denver) Dec. 1, 2002
158	—	Frank Gore (at San Francisco) Dec. 20, 2014
157	—	Michael Bush (Oakland) Nov. 10, 2011
155	—	Kareem Hunt (K.C.) Dec. 16, 2017
151	—	Colin Kaepernick (at San Francisco) Dec. 20, 2014
146	—	Willie Parker (at Pittsburgh) Jan. 11, 2009
		Woody Green (Kansas City) Oct. 27, 1974

## INDIVIDUAL RUSHING ATTEMPTS (35+)

36	—	Walter Payton (at Chicago) Oct. 25, 1981
35	—	Eric Dickerson (at Indianapolis) Nov. 8, 1987

## TEAM PASSING YARDS—GROSS (400+)

465	—	at St. Louis Oct. 1, 2000
462	—	at Denver Nov. 19, 2000
457	—	St. Louis Sept. 20, 1987
453	—	at St. Louis Nov. 10, 2002
450	—	vs. Philadelphia Nov. 15, 2009
449	—	Seattle Dec. 29, 2002
444	—	Minnesota Oct. 11, 1981
440	—	at Cincinnati Nov. 12, 2006
428	—	at Philadelphia Sept. 15, 2013
424	—	at Los Angeles Raiders Oct. 31, 1993
423	—	at New England Sept. 18, 2011
417	—	at Oakland Jan. 1, 2012
416	—	Cincinnati Dec. 20, 1982
411	—	Kansas City Dec. 11, 1983
404	—	Indianapolis Sept. 26, 1999
402	—	at Indianapolis Jan. 13, 2008
400	—	at Oakland Sept. 22, 1996

## TEAM PASS COMPLETIONS (35+)

40	—	Cincinnati Dec. 20, 1982
39	—	Tennessee Oct. 3, 2004
37	—	Kansas City Oct. 9, 1994
36	—	at Denver Sept. 14, 2008
		Tampa Bay Dec. 12, 2004
		Jacksonville Oct. 10, 2004
		Seattle Dec. 29, 2002
		at St. Louis Nov. 10, 2002
		New England Sept. 29, 2002
		at Denver Nov. 19, 2000
		at Denver Sept. 4, 1994
35	—	Philadelphia Nov. 15, 2009
		at Philadelphia Oct. 23, 2005
		at Oakland Oct. 20, 2002

## TEAM PASSING ATTEMPTS (50+)

61	—	St. Louis Sept. 20, 1987
58	—	Tennessee Oct. 3, 2004
		at Denver Nov. 19, 2000
57	—	at Oakland Sept. 22, 1996
		at Cleveland Sept. 7, 1981
56	—	Philadelphia Nov. 15, 2009
		Indianapolis Nov. 11, 2007
		Cincinnati Dec. 20, 1982
55	—	Kansas City Oct. 9, 1994
		Houston Sept. 24, 1961
		Houston Nov. 13, 1960
54	—	at Philadelphia Oct. 23, 2005
		Jacksonville Oct. 10, 2004
		at New England Oct. 14, 2001
		Indianapolis Sept. 26, 1999
		at Kansas City Nov. 24, 1996
		Kansas City Sept. 29, 1996
		at Pittsburgh Jan. 15, 1995
53	—	Kansas City Jan. 2, 2005
		Seattle Dec. 29, 2002
		New England Sept. 29, 2002
51	—	at Cincinnati Jan. 5, 2014
		Baltimore Nov. 25, 2012
		at New York Giants Oct. 2, 1983
		New York Jets Sept. 28, 1969
50	—	Denver Oct. 13, 2016
		Jacksonville Sept. 18, 2016
		at Denver Sept. 14, 2008
		Tampa Bay Dec. 12, 2004
		at Buffalo Oct. 15, 2000 (OT)
		at Denver Nov. 17, 1985
		at Denver Sept. 7, 1962

## INDIVIDUAL PASSING YARDS (400+)

462	—	Gus Frerotte (at Denver) Nov. 19, 2000
457	—	Neil Lomax (St. Louis) Sept. 20, 1987
453	—	Marc Bulger (at St. Louis) Nov. 10, 2002
450	—	Donovan McNabb (Phi.) Nov. 15, 2009
449	—	Matt Hasselbeck (Seattle) Dec. 29, 2002
444	—	Tommy Kramer (Minnesota) Oct. 11, 1981
440	—	Carson Palmer (at Cincinnati) Nov. 12, 2006
428	—	Michael Vick (at Philadelphia) Sept. 15, 2013
424	—	Jeff Hostetler (at L.A. Raiders) Oct. 31, 1993
423	—	Tom Brady (at New England) Sept. 18, 2011
417	—	Carson Palmer (at Oakland) Jan. 1, 2012
416	—	Ken Anderson (Cincinnati) Dec. 20, 1982
411	—	Bill Kenney (Kansas City) Dec. 11, 1983
404	—	Peyton Manning (Indianapolis) Sept. 26, 1999
402	—	Peyton Manning (at Ind.) Jan. 13, 2008

## INDIVIDUAL PASSING ATTEMPTS (50+)

61	—	Neil Lomax (St. Louis) Sept. 20, 1987
58	—	Billy Volek (Tennessee) Oct. 3, 2004
		Gus Frerotte (at Denver) Nov. 19, 2000
57	—	Brian Sipe (at Cleveland) Sept. 7, 1981
56	—	Peyton Manning (Indianapolis) Nov. 11, 2007
		Ken Anderson (Cincinnati) Dec. 20, 1982
55	—	Donovan McNabb (Phi.) Nov. 15, 2009
		Joe Montana (Kansas City) Oct. 9, 1994
		George Blanda (Houston) Nov. 13, 1960
54	—	Donovan McNabb (at Phi.), Oct. 23, 2005
		Byron Leftwich (Jacksonville), Oct. 10, 2004
		Tom Brady (at New England), Oct. 14, 2001
		Peyton Manning (Ind.) Sept. 26, 1999
		Neil O'Donnell (at Pittsburgh) Jan. 15, 1995
53	—	Trent Green (Kansas City) Jan. 2, 2005
		Matt Hasselbeck (Seattle) Dec. 29, 2002
		Tom Brady (New England) Sept. 29, 2002
51	—	Andy Dalton (at Cincinnati) Jan. 5, 2014
		Joe Flacco (Baltimore) Nov. 25, 2012
		Scott Brunner (at N.Y. Giants) Oct. 2, 1983
		Joe Namath (New York Jets) Sept. 28, 1969
50	—	Trevor Siemian (Denver) Oct. 13, 2016
		Blake Bortles (Jacksonville) Sept. 18, 2016
		Jay Cutler (at Denver) Sept. 14, 2008
		Brian Griese (Tampa Bay) Dec. 12, 2004
		John Elway (at Denver) Nov. 17, 1985

## INDIVIDUAL RECEIVING YARDS (170 YARDS+)

309	—	Stephone Paige (at Kansas City) Dec. 22, 1985
260	—	Chad Johnson (at Cincinnati) Nov. 12, 2006
214	—	Charley Hennigan (at Houston) Dec. 3, 1961
197	—	Carlos Carson (Kansas City) Oct. 25, 1987
196	—	Marvin Harrison (Indianapolis) Sept. 26, 1999
193	—	DeSean Jackson (at Philadelphia) Sept. 15, 2013
		Larry Brunson (at Kansas City) Nov. 10, 1974
187	—	Rod Smith (at Denver) Nov. 19, 2000
178	—	Eddie Brown (Cincinnati) Sept. 16, 1990
		Steve Watson (at Denver) Sept. 27, 1981
176	—	Brian Brennan (at Cleveland) Dec. 21, 1986
174	—	Julio Jones (at Atlanta) Oct. 23, 2016
		T.Y. Hilton (at Indianapolis) Sept. 25, 2016
		Art Monk (Washington) Sept. 21, 1986
173	—	Derrick Alexander (Kansas City) Nov. 22, 1998
		Todd Christensen (L.A. Raiders) Nov. 20, 1986
172	—	Pierre Garcon (at Washington) Nov. 3, 2013
171	—	Terrell Owens (San Francisco) Nov. 17, 2002
		Jerry Rice (San Francisco) Nov. 27, 1988
		Lionel Taylor (Denver) Dec. 10, 1960
170	—	Eric Moulds (at Buffalo) Oct. 15, 2000 (OT)



**INDIVIDUAL TOUCHDOWNS—TOTAL (4+)**

- 4 — Harvey Williams (Oakland) Nov. 16, 1997  
 Daryl Turner (Seattle) Sept. 22, 1985  
 Marcus Allen (at L.A. Raiders) Sept. 24, 1984  
 Frank Jackson (Kansas City) Dec. 13, 1964

**INDIVIDUAL RUSHING TOUCHDOWNS (3+)**

- 3 — Darrel Young (at Washington) Nov. 3, 2013  
 Adrian Peterson (at Minnesota) Nov. 4, 2007  
 Tatum Bell (Denver) Dec. 31, 2005  
 Bam Morris (Kansas City) Nov. 22, 1998  
 Gaston Green (at Denver) Sept. 22, 1991  
 Marcus Allen (at L.A. Raiders) Oct. 28, 1985  
 Marcus Allen (at L.A. Raiders) Sept. 24, 1984  
 Booker Russell (at Oakland) Oct. 25, 1979  
 Chuck Foreman (at Minnesota) Nov. 23, 1975  
 Charlie Evans (at N.Y. Giants) Nov. 7, 1971  
 George Blanda (at Houston) Sept. 18, 1960

**INDIVIDUAL TOUCHDOWN PASSES (4+)**

- 6 — Steve Young (San Francisco) Jan. 29, 1995  
 5 — Gus Frerotte (at Denver) Nov. 19, 2000  
 Elvis Grbac (at Kansas City) Sept. 17, 2000  
 Dave Kreig (Seattle) Sept. 15, 1985  
 Marc Wilson (L.A. Raiders) Oct. 12, 1984  
 4 — Patrick Mahomes (Kansas City) Sept. 9, 2018  
 Derek Carr (at Oakland) Oct. 12, 2014  
 Peyton Manning (Denver) Nov. 10, 2013  
 Drew Brees (at New Orleans) Oct. 7, 2012  
 Aaron Rodgers (Green Bay) Nov. 6, 2011  
 Carson Palmer (at Cincinnati) Dec. 26, 2010  
 Jay Cutler (at Denver) Sept. 14, 2008  
 Brett Favre (Green Bay) Dec. 14, 2003  
 Jon Kitna (Cincinnati) Nov. 23, 2003  
 Daunte Culpepper (Minnesota) Nov. 9, 2003  
 Marc Bulger (at St. Louis) Nov. 10, 2002  
 Rich Gannon (at Oakland) Nov. 18, 2001  
 Kurt Warner (at St. Louis) Oct. 1, 2000  
 Jeff George (at Minnesota) Nov. 28, 1999  
 Rich Gannon (at Oakland) Nov. 14, 1999  
 John Elway (Denver) Nov. 29, 1998  
 John Elway (at Denver) Dec. 21, 1997  
 34 — Drew Bledsoe (at New England) Aug. 31, 1997  
 Drew Bledsoe (New England) Dec. 1, 1996  
 John Elway (at Denver) Oct. 6, 1996  
 33 — Dave Kreig (Seattle) Dec. 14, 1986  
 Mark Malone (at Pittsburgh) Nov. 24, 1984  
 Bill Kenney (Kansas City) Dec. 11, 1983  
 Tommy Kramer (Minnesota) Oct. 11, 1981  
 Craig Morton (at Denver) Sept. 27, 1981  
 31 — Jim Zorn (at Seattle) Nov. 27, 1977  
 30 — Joe Namath (New York Jets) Dec. 24, 1967  
 Daryle Lamonic (Oakland) Dec. 3, 1967  
 Len Dawson (Kansas City) Dec. 13, 1964  
 George Blanda (at Houston) Dec. 3, 1961

**INDIVIDUAL TOUCHDOWN RECEPTIONS (3+)**

- 4 — Jerry Rice (San Francisco) Jan. 29, 1995  
 Darryl Turner (Seattle) Sept. 22, 1985  
 Frank Jackson (Kansas City) Dec. 13, 1964  
 3 — Emanuel Sanders (at Denver) Oct. 23, 2014  
 Demaryius Thomas (Denver) Nov. 10, 2013  
 Marques Colston (at New Orleans) Oct. 7, 2012  
 Plaxico Burress (at New York Jets) Oct. 23, 2011  
 Chad Johnson (Cincinnati) Nov. 23, 2003  
 Shannon Sharpe (Denver) Nov. 16, 2003  
 Isaac Bruce (at St. Louis) Nov. 10, 2002  
 Jerry Rice (at Oakland) Nov. 18, 2001  
 Sylvester Morris (at K.C.) Sept. 17, 2000  
 Shannon Sharpe (at Denver) Oct. 6, 1996  
 John Stallworth (at Pit.) Nov. 24, 1984  
 Steve Largent (Seattle) Oct. 29, 1984  
 Todd Christensen (L.A. Raiders) Dec. 1, 1983  
 Gene Washington (at S.F.) Sept. 17, 1972  
 Don Maynard (N.Y. Jets) Dec. 24, 1967  
 Art Powell (at L.A. Raiders) Dec. 8, 1963  
 Charley Hennigan (at Houston) Dec. 3, 1961

**TEAM SACKS (7+)**

- 10 — at Los Angeles Rams Oct. 4, 1970  
 8 — Green Bay Sept. 24, 1978  
 at Washington Sept. 16, 1973  
 Kansas City Dec. 8, 1968  
 7 — at Kansas City Dec. 28, 2014  
 at St. Louis Oct. 17, 2010  
 Kansas City Dec. 14, 1997  
 Carolina Sept. 14, 1997  
 at L.A. Raiders Oct. 18, 1987  
 at Oakland Raiders Oct. 12, 1980  
 Buffalo Nov. 20, 1960

**INDIVIDUAL SACKS (4+)**

- 4.5 — Hugh Douglas (Philadelphia) Oct. 18, 1998  
 4 — Justin Houston (at Kansas City) Dec. 28, 2014  
 Kamerion Wimbley (Oakland) Nov. 10, 2011  
 Derrick Thomas (at K.C.) Nov. 8, 1992  
 Al Baker (at Detroit) Oct. 22, 1978  
 Wilbur Young (Kansas City) Oct. 19, 1975  
 Ron Carpenter (Cincinnati) Sept. 30, 1973  
 Lionel Aldridge (Green Bay) Oct. 12, 1970

**INDIVIDUAL INTERCEPTIONS (3+)**

- 4 — Kwamie Lassiter (at Arizona) Dec. 27, 1998  
 Joe Lavender (at Washington) Dec. 7, 1980  
 Vernon Perry (Houston) Dec. 29, 1979  
 Willie Buchanon (Green Bay) Sept. 24, 1978  
 Bobby Ply (at Dallas) Dec. 16, 1962  
 3 — Darryl Williams (at Seattle) Sept. 21, 1997  
 Lloyd Burruss (at Kansas City) Oct. 19, 1986  
 Kenny Easley (Seattle) Oct. 29, 1984  
 Marc Murphy (Washington) Oct. 31, 1983  
 Steve Foley (at Denver) Sept. 27, 1981  
 Joe Lavender (at Washington) Dec. 7, 1980  
 David Grayson (Oakland) Oct. 26, 1969  
 David Grayson (at Oakland), Oct. 29, 1967  
 Ron Hall (Boston) Sept. 20, 1964  
 Carl Charon (at Buffalo) Oct. 13, 1962

**TOTAL FIRST DOWNS (30+)**

- at Denver Sept. 14, 2008  
 Seattle Dec. 29, 2002  
 at Denver Nov. 19, 2000  
 at Seattle Nov. 22, 1987  
 — Rams Sept. 23, 2018  
 Cincinnati Nov. 23, 2003  
 — at Pittsburgh Oct. 4, 2009  
 at Cincinnati Sept. 22, 1985  
 — Denver Nov. 29, 1987  
 — at Indianapolis Dec. 26, 2004  
 at New England Oct. 14, 2001  
 at Denver Sept. 4, 1994  
 Seattle Sept. 15, 1985

**TIME OF POSSESSION (40:00)**

- 48:50 — at Chicago Oct. 25, 1981 (OT)  
 44:11 — at Denver Nov. 16, 2003  
 41:52 — at Dallas Oct. 26, 1980  
 41:48 — L.A. Raiders Nov. 21, 1993  
 41:35 — at Seattle Nov. 22, 1987  
 41:19 — Denver Nov. 29, 1987  
 40:20 — at Pittsburgh Oct. 4, 2009  
 40:03 — at Washington Nov. 3, 2013  
 40:02 — Kansas City Nov. 12, 1978 (OT)





***LAST WEEK  
GAME BOOK***

# National Football League Game Summary

NFL Copyright © 2018 by The National Football League. All rights reserved. This summary and play-by-play is for the express purpose of assisting media in their coverage of the game; any other use of this material is prohibited without the written permission of the National Football League. Updated: 11/26/2018

Date: Sunday, 11/25/2018 Arizona Cardinals at Los Angeles Chargers Start Time: 1:05 PM PST  
at StubHub Center, Carson, CA

Game Day Weather  
Game Weather: Partly Cloudy Temp: 74° F (23.3° C) Humidity: 52%, Wind: N 3 mph  
Played on Turf: Grass

Officials		
Referee: Kemp, Alex (55)	Umpire: Hall, Richard (49)	Down Judge: Symonette, Thomas (100)
Line Judge: Bergman, Jeff (32)	Field Judge: Jenkins, John (117)	Side Judge: Santi, Aaron (50)
Back Judge: Prukop, Todd (30)	Replay Official: Chase, Michael (0)	

Arizona Cardinals				Los Angeles Chargers			
Offense		Defense		Offense		Defense	
WR 11	L.Fitzgerald	DE 44	M.Golden	WR 81	M.Williams	DE 99	J.Bosa
TE 82	J.Phillips	DT 98	C.Peters	TE 80	S.Culkin	DT 93	D.Phillon
LT 79	K.Cunningham	DT 95	R.Gunter	LT 76	R.Okung	NT 71	D.Square
LG 76	M.Iupati	DE 55	Cha.Jones	LG 66	D.Feeney	DE 54	M.Ingram
C 64	M.Cole	SLB 43	H.Reddick	C 53	M.Pouncey	OLB 57	J.Brown
RG 68	J.Vujnovich	MLB 57	J.Bynes	RG 75	M.Schofield	ILB 51	K.Emanuel
RT 71	A.Smith	DB 27	L.Johnson	RT 69	S.Tevi	OLB 42	U.Nwosu
TE 84	J.Gresham	CB 21	P.Peterson	TE 88	V.Green	LCB 43	M.Davis
WR 14	J.Nelson	CB 23	B.Benwikere	QB 17	P.Rivers	S 37	J.Addae
QB 3	J.Rosen	SS 33	T.Boston	FB 34	D.Watt	S 33	D.James
RB 31	D.Johnson	FS 41	A.Bethea	RB 28	M.Gordon	RCB 26	C.Hayward

Substitutions Substitutions  
P 2 A.Lee, K 4 P.Dawson, WR 13 C.Kirk, WR 16 T.Sherfield, RB 22 T.Logan, CB 25 C.Jones, CB 26 Bra.Williams, RB 29 C.Edmonds, FB 32 D.Coleman, DB 38 D.Amerson, LS 46 A.Brewer, LB 47 E.Turner, LB 51 G.Hodges, DE 56 Z.Moore, LB 59 J.Walker, OL 62 D.Munyer, OL 70 O.Aboushi, DT 72 O.Pierre, OL 75 Z.Golditch, TE 86 R.Seals-Jones, DT 90 R.Nkemdiche, DE 91 B.Mayowa, LB 92 D.Gardeck QB 3 G.Smith, K 4 M.Badgley, P 5 D.Jones, WR 11 G.Davis, WR/PR 12 T.Benjamin, WR 13 K.Allen, WR 16 Ty.Williams, CB 20 D.King, S 23 R.Jenkins, RB 30 A.Ekeler, S 31 A.Phillips, RB 32 J.Jackson, CB 36 B.Facyson, RB 38 D.Newsome, LS 47 M.Windt, LB 48 N.Dzubnar, LB 50 H.Pullard, LB 58 T.Johnson, C/G 61 S.Quessenberry, T 72 J.Barksdale, TE 85 A.Gates, DL 91 Ju.Jones, DT 95 T.McGill, DE 98 I.Rochell

Did Not Play Did Not Play  
QB 7 M.Glennon

Not Active Not Active  
QB 6 C.Kanoff, WR 10 C.Williams, LB 20 D.Bucannon, S 30 R.Ford, S 36 B.Baker, OL 74 D.Humphries, OL 78 C.Gossett CB 24 T.Williams, CB 29 J.Richards, DE 46 C.Landrum, C/G 64 C.Toner, T 68 T.Scott, G 77 F.Lamp, NT 92 B.Mebane

Field Goals (made ( ) & missed)							
P.Dawson	(30)	46WL	M.Badgley	(31)			
			1	2	3	4	OT
VISITOR:	Arizona Cardinals		10	0	0	0	0
HOME:	Los Angeles Chargers		0	28	14	3	0

Scoring Plays						Visitor	Home
Team	Qtr	Time	Play Description (Extra Point) (Drive Info)				
Cardinals	1	10:20	L.Fitzgerald 25 yd. pass from J.Rosen (P.Dawson kick) (9-76, 4:40)			7	0
Cardinals	1	4:22	P.Dawson 30 yd. Field Goal (8-32, 3:47)			10	0
Chargers	2	14:12	M.Williams 9 yd. pass from P.Rivers (M.Badgley kick) (8-58, 5:10)			10	7
Chargers	2	6:59	M.Gordon 28 yd. run (M.Badgley kick) (5-64, 2:41)			10	14
Chargers	2	4:16	M.Gordon 5 yd. run (M.Badgley kick) (4-31, 2:35)			10	21
Chargers	2	0:08	M.Williams 2 yd. pass from P.Rivers (M.Badgley kick) (10-80, 1:37)			10	28
Chargers	3	8:01	K.Allen 4 yd. pass from P.Rivers (M.Badgley kick) (11-77, 6:59)			10	35
Chargers	3	0:00	A.Ekeler 2 yd. run (M.Badgley kick) (10-73, 6:04)			10	42
Chargers	4	3:25	M.Badgley 31 yd. Field Goal (9-62, 4:58)			10	45

# National Football League Game Summary

NFL Copyright © 2018 by The National Football League. All rights reserved. This summary and play-by-play is for the express purpose of assisting media in their coverage of the game; any other use of this material is prohibited without the written permission of the National Football League.

Updated: 11/26/2018

Paid Attendance: 25,343

Time: 2:45



## Final Individual Statistics

## Arizona Cardinals

RUSHING	ATT	YDS	AVG	LG	TD
D.Johnson	17	63	3.7	12	0
C.Edmonds	5	0	0.0	2	0
J.Rosen	2	-1	-0.5	0	0
Total	24	62	2.6	12	0

PASSING	ATT	CMP	YDS	SK/YD	TD	LG	IN	RT
J.Rosen	19	12	105	2/18	1	25	1	73.4
Total	19	12	105	2/18	1	25	1	73.4

PASS RECEIVING	TAR	REC	YDS	AVG	LG	TD
C.Kirk	6	4	41	10.3	17	0
L.Fitzgerald	2	2	30	15.0	25	1
D.Johnson	3	2	16	8.0	17	0
T.Sherfield	1	1	6	6.0	6	0
R.Seals-Jones	2	1	5	5.0	5	0
T.Logan	1	1	5	5.0	5	0
J.Gresham	1	1	2	2.0	2	0
D.Coleman	1	0	0	0.0	0	0
Total	17	12	105	8.8	25	1

INTERCEPTIONS	NO	YDS	AVG	LG	TD
Total	0	0	0	0	0

PUNTING	NO	YDS	AVG	NET	TB	IN20	LG
A.Lee	5	246	49.2	39.6	1	0	60
Total	5	246	49.2	39.6	1	0	60

PUNT RETURNS	NO	YDS	AVG	FC	LG	TD
C.Kirk	1	26	26.0	0	26	0
[DOWNED]	1	0	0.0	0	0	0
Total	1	26	26.0	0	26	0

KICKOFF RETURNS	NO	YDS	AVG	FC	LG	TD
T.Logan	5	126	25.2	0	33	0
C.Edmonds	1	13	13.0	0	13	0
[TOUCHBACK]	2	0	0.0	0	0	0
Total	6	139	23.2	0	33	0

## Los Angeles Chargers

RUSHING	ATT	YDS	AVG	LG	TD
M.Gordon	10	61	6.1	28	2
J.Jackson	7	57	8.1	20	0
A.Ekeler	5	35	7.0	13	1
D.Newsome	4	15	3.8	6	0
G.Smith	3	7	2.3	9	0
P.Rivers	1	3	3.0	3	0
Total	30	178	5.9	28	3

PASSING	ATT	CMP	YDS	SK/YD	TD	LG	IN	RT
P.Rivers	29	28	259	4/23	3	27	0	138.4
G.Smith	3	0	0	0/0	0	0	0	39.6
Total	32	28	259	4/23	3	27	0	131.6

PASS RECEIVING	TAR	REC	YDS	AVG	LG	TD
A.Ekeler	11	10	68	6.8	15	0
K.Allen	7	7	72	10.3	20	1
M.Williams	4	4	25	6.3	10	2
T.Benjamin	3	3	47	15.7	27	0
M.Gordon	2	2	5	2.5	5	0
S.Culkin	1	1	24	24.0	24	0
A.Gates	1	1	18	18.0	18	0
G.Davis	1	0	0	0.0	0	0
V.Green	1	0	0	0.0	0	0
Total	31	28	259	9.3	27	3

INTERCEPTIONS	NO	YDS	AVG	LG	TD
D.James	1	3	3.0	3	0
Total	1	3	3.0	3	0

PUNTING	NO	YDS	AVG	NET	TB	IN20	LG
D.Jones	2	105	52.5	39.5	0	1	53
Total	2	105	52.5	39.5	0	1	53

PUNT RETURNS	NO	YDS	AVG	FC	LG	TD
D.King	2	28	14.0	2	23	0
[TOUCHBACK]	1	0	0.0	0	0	0
Total	2	28	14.0	2	23	0

KICKOFF RETURNS	NO	YDS	AVG	FC	LG	TD
D.King	3	87	29.0	0	40	0
Total	3	87	29.0	0	40	0

## Arizona Cardinals

FUMBLES	FUM	LOST	OWN-REC	YDS	TD	FORCED	OPP-REC	YDS	TD	OUT-BDS
J.Rosen	1	0	1	0	0	0	0	0	0	0
R.Gunter	0	0	0	0	0	1	0	0	0	0
B.Mayowa	0	0	0	0	0	0	1	0	0	0
Total	1	0	1	0	0	1	1	0	0	0

## Los Angeles Chargers

FUMBLES	FUM	LOST	OWN-REC	YDS	TD	FORCED	OPP-REC	YDS	TD	OUT-BDS
P.Rivers	1	1	0	0	0	0	0	0	0	0
Total	1	1	0	0	0	0	0	0	0	0

## Final Team Statistics

	Visitor Cardinals	Home Chargers
<b>TOTAL FIRST DOWNS</b>	10	30
By Rushing	5	11
By Passing	4	17
By Penalty	1	2
<b>THIRD DOWN EFFICIENCY</b>	4-12-33%	3-7-43%
<b>FOURTH DOWN EFFICIENCY</b>	0-1-0%	1-1-100%
<b>TOTAL NET YARDS</b>	149	414
Total Offensive Plays (inc. times thrown passing)	45	66
Average gain per offensive play	3.3	6.3
<b>NET YARDS RUSHING</b>	62	178
Total Rushing Plays	24	30
Average gain per rushing play	2.6	5.9
Tackles for a loss-number and yards	2-5	2-2
<b>NET YARDS PASSING</b>	87	236
Times thrown - yards lost attempting to pass	2-18	4-23
Gross yards passing	105	259
<b>PASS ATTEMPTS-COMPLETIONS-HAD INTERCEPTED</b>	19-12-1	32-28-0
Avg gain per pass play (inc.# thrown passing)	4.1	6.6
<b>KICKOFFS Number-In End Zone-Touchbacks</b>	3-1-0	8-4-2
<b>PUNTS Number and Average</b>	5-49.2	2-52.5
Had Blocked	0	0
<b>FGs - PATs Had Blocked</b>	0-0	0-0
<b>Net Punting Average</b>	39.6	39.5
<b>TOTAL RETURN YARDAGE (Not Including Kickoffs)</b>	26	31
No. and Yards Punt Returns	1-26	2-28
No. and Yards Kickoff Returns	6-139	3-87
No. and Yards Interception Returns	0-0	1-3
<b>PENALTIES Number and Yards</b>	3-35	4-30
<b>FUMBLES Number and Lost</b>	1-0	1-1
<b>TOUCHDOWNS</b>	1	6
Rushing	0	3
Passing	1	3
<b>EXTRA POINTS Made-Attempts</b>	1-1	6-6
Kicking Made-Attempts	1-1	6-6
<b>FIELD GOALS Made-Attempts</b>	1-2	1-1
<b>RED ZONE EFFICIENCY</b>	0-1-0%	5-6-83%
<b>GOAL TO GO EFFICIENCY</b>	0-0-0%	5-5-100%
<b>SAFETIES</b>	0	0
<b>FINAL SCORE</b>	10	45
<b>TIME OF POSSESSION</b>	24:42	35:18

# Ball Possession And Drive Chart

## Arizona Cardinals

#	Time Recd	Time Lost	Time Poss	How Ball Obtained	Drive Began	# Play	Yds Gain	Yds Pen	Net Yds	1st Down	Last Scrm	How Given Up
1	15:00	10:20	4:40	Kickoff	ARZ 24	9	76	0	76	5	LAC 25	Touchdown
2	8:09	4:22	3:47	Punt	LAC 44	8	32	0	32	2	* LAC 12	Field Goal
3	14:12	11:55	2:17	Kickoff	ARZ 34	3	-10	0	-10	0	ARZ 24	Punt
4	11:10	9:40	1:30	Fumble	LAC 35	4	7	0	7	0	LAC 28	Missed FG
5	6:59	6:51	0:08	Kickoff	ARZ 25	1	0	0	0	0	ARZ 25	Interception
6	4:16	1:45	2:31	Kickoff	ARZ 25	5	20	10	30	2	LAC 45	Punt
7	0:08	0:00	0:08	Kickoff	ARZ 34	1	-1	0	-1	0	ARZ 34	End of Half
8	8:01	6:04	1:57	Kickoff	ARZ 24	3	3	0	3	0	ARZ 27	Punt
9	15:00	12:59	2:01	Kickoff	ARZ 23	3	-5	0	-5	0	ARZ 18	Punt
10	11:53	8:23	3:30	Punt	ARZ 19	6	18	0	18	1	ARZ 37	Punt
11	3:25	1:12	2:13	Kickoff	ARZ 30	4	9	0	9	0	ARZ 34	Downs

(359) Average ARZ 33

## Los Angeles Chargers

#	Time Recd	Time Lost	Time Poss	How Ball Obtained	Drive Began	# Play	Yds Gain	Yds Pen	Net Yds	1st Down	Last Scrm	How Given Up
1	10:20	8:09	2:11	Kickoff	LAC 26	3	-9	0	-9	0	LAC 17	Punt
2	4:22	14:12	5:10	Kickoff	LAC 42	8	63	-5	58	4	* ARZ 9	Touchdown
3	11:55	11:10	0:45	Punt	LAC 39	2	-4	0	-4	0	LAC 40	Fumble
4	9:40	6:59	2:41	Missed FG	LAC 36	5	49	15	64	4	ARZ 28	Touchdown
5	6:51	4:16	2:35	Interception	ARZ 31	4	41	-10	31	3	* ARZ 5	Touchdown
6	1:45	0:08	1:37	Punt	LAC 20	10	80	0	80	5	* ARZ 2	Touchdown
7	15:00	8:01	6:59	Kickoff	LAC 23	11	77	0	77	6	* ARZ 4	Touchdown
8	6:04	0:00	6:04	Punt	LAC 27	10	73	0	73	5	* ARZ 2	Touchdown
9	12:59	11:53	1:06	Punt	LAC 30	3	-1	0	-1	0	LAC 29	Punt
10	8:23	3:25	4:58	Punt	LAC 25	9	47	15	62	3	* ARZ 13	Field Goal
11	1:12	0:00	1:12	Downs	ARZ 39	2	-2	0	-2	0	ARZ 40	End of Game

(398) Average LAC 36

\* inside opponent's 20

Time of Possession by Quarter		1st	2nd	3rd	4th	OT	Total
Visitor	Arizona Cardinals	8:27	6:34	1:57	7:44		24:42
Home	Los Angeles Chargers	6:33	8:26	13:03	7:16		35:18

Kickoff Drive No.-Start Average      Cardinals: 8 - ARZ 27      Chargers: 3 - LAC 30

## Final Defensive Statistics

Arizona Cardinals	Regular Defensive Plays												Special Teams					Misc			
	TKL	AST	COMB	SK	/ YDS	TFL	Q	IN	PD	FF	FR		TKL	AST	FF	FR	BL	TKL	AST	FF	FR
G.Hodges	7	3	10	0	0	0	0	0	0	0	0		0	0	0	0	0	0	0	0	0
R.Nkemdiche	6	2	8	2.5	13	4	3	0	0	0	0		0	0	0	0	0	0	0	0	0
H.Reddick	3	5	8	0	0	0	0	0	0	0	0		0	0	0	0	0	0	0	0	0
L.Johnson	5	2	7	0	0	0	0	0	0	0	0		0	0	0	0	0	0	0	0	0
A.Bethea	3	4	7	0	0	0	0	0	1	0	0		0	0	0	0	0	0	0	0	0
T.Boston	4	0	4	0	0	0	0	0	0	0	0		0	0	0	0	0	0	0	0	0
R.Gunter	3	0	3	1	5	1	0	0	1	1	0		0	0	0	0	0	0	0	0	0
Cha.Jones	2	1	3	0.5	5	0	2	0	0	0	0		0	0	0	0	0	0	0	0	0
D.Amerson	2	1	3	0	0	0	0	0	0	0	0		0	0	0	0	0	0	0	0	0
J.Bynes	1	2	3	0	0	0	0	0	0	0	0		0	0	0	0	0	0	0	0	0
P.Peterson	1	2	3	0	0	0	0	0	0	0	0		0	0	0	0	0	0	0	0	0
M.Golden	1	1	2	0	0	0	0	0	0	0	0		0	0	0	0	0	0	0	0	0
B.Benwikere	1	0	1	0	0	0	0	0	0	0	0		0	0	0	0	0	0	0	0	0
C.Peters	1	0	1	0	0	0	0	0	0	0	0		0	0	0	0	0	0	0	0	0
O.Pierre	0	1	1	0	0	0	0	0	0	0	0		0	0	0	0	0	0	0	0	0
B.Mayowa	0	0	0	0	0	0	2	0	0	0	1		0	0	0	0	0	0	0	0	0
E.Turner	0	0	0	0	0	0	0	0	0	0	0		2	1	0	0	0	0	0	0	0
C.Edmonds	0	0	0	0	0	0	0	0	0	0	0		2	0	0	0	0	0	0	0	0
D.Coleman	0	0	0	0	0	0	0	0	0	0	0		0	1	0	0	0	0	0	0	0
C.Kirk	0	0	0	0	0	0	0	0	0	0	0		0	0	0	0	0	1	0	0	0
J.Rosen	0	0	0	0	0	0	0	0	0	0	0		0	0	0	0	0	0	0	0	1
Total	40	24	64	4	23	5	7	0	2	1	1		4	2	0	0	0	1	0	0	1

TKL = Tackle AST = Assist COMB = Combined QH=QB Hit IN = Interception PD = Pass Defense FF = Forced Fumble FR = Fumble Recovery

Los Angeles Chargers	Regular Defensive Plays												Special Teams					Misc			
	TKL	AST	COMB	SK	/ YDS	TFL	QH	IN	PD	FF	FR		TKL	AST	FF	FR	BL	TKL	AST	FF	FR
D.James	5	2	7	0	0	0	0	1	2	0	0		0	0	0	0	0	0	0	0	0
J.Brown	4	3	7	0	0	1	0	0	0	0	0		0	0	0	0	0	0	0	0	0
J.Bosa	3	2	5	2	18	2	2	0	0	0	0		0	0	0	0	0	0	0	0	0
I.Rochell	2	2	4	0	0	1	0	0	0	0	0		0	0	0	0	0	0	0	0	0
A.Phillips	3	0	3	0	0	0	0	0	0	0	0		0	0	0	0	0	0	0	0	0
C.Hayward	2	1	3	0	0	0	0	0	0	0	0		0	0	0	0	0	0	0	0	0
D.Philon	0	3	3	0	0	0	0	0	0	0	0		0	0	0	0	0	0	0	0	0
J.Addae	2	0	2	0	0	0	0	0	0	0	0		0	0	0	0	0	0	0	0	0
M.Davis	1	1	2	0	0	0	0	0	0	0	0		2	0	0	0	0	0	0	0	0
M.Ingram	1	1	2	0	0	0	0	0	0	0	0		0	0	0	0	0	0	0	0	0
Ju.Jones	1	1	2	0	0	0	0	0	0	0	0		0	0	0	0	0	0	0	0	0
T.McGill	0	2	2	0	0	0	0	0	0	0	0		0	0	0	0	0	0	0	0	0
U.Nwosu	1	0	1	0	0	0	0	0	1	0	0		1	0	0	0	0	0	0	0	0
D.Square	1	0	1	0	0	0	0	0	0	0	0		0	0	0	0	0	0	0	0	0
H.Pullard	1	0	1	0	0	0	0	0	0	0	0		0	0	0	0	0	0	0	0	0
D.King	0	1	1	0	0	0	0	0	0	0	0		0	0	0	0	0	0	0	0	0
T.Johnson	0	0	0	0	0	0	0	0	0	0	0		3	0	0	0	0	0	0	0	0
G.Davis	0	0	0	0	0	0	0	0	0	0	0		1	0	0	0	0	0	0	0	0
S.Tevi	0	0	0	0	0	0	0	0	0	0	0		0	0	0	0	0	1	0	0	0
Total	27	19	46	2	18	4	2	1	3	0	0		7	0	0	0	0	1	0	0	0

## 11/25/2018 at StubHub Center

## First Half Summary

## TIME OF POSSESSION

Cardinals	15:01
Chargers	14:59

### - Scoring Plays

Team	Qtr	Time	Play Description (Extra Point) (Drive Info)	Visitor	Home
Cardinals	1	10:20	L.Fitzgerald 25 yd. pass from J.Rosen (P.Dawson kick) (9-76, 4:40)	7	0
Cardinals	1	4:22	P.Dawson 30 yd. Field Goal (8-32, 3:47)	10	0
Chargers	2	14:12	M.Williams 9 yd. pass from P.Rivers (M.Badgley kick) (8-58, 5:10)	10	7
Chargers	2	6:59	M.Gordon 28 yd. run (M.Badgley kick) (5-64, 2:41)	10	14
Chargers	2	4:16	M.Gordon 5 yd. run (M.Badgley kick) (4-31, 2:35)	10	21
Chargers	2	0:08	M.Williams 2 yd. pass from P.Rivers (M.Badgley kick) (10-80, 1:37)	10	28

	Arizona Cardinals	Los Angeles Chargers
<b>TOTAL FIRST DOWNS</b>	9	16
First Downs Rushing-Passing-by Penalty	4 - 4 - 1	4 - 11 - 1
<b>THIRD DOWN EFFICIENCY</b>	3-7-43%	2-3-67%
<b>TOTAL NET YARDS</b>	124	220
Total Offensive Plays	29	32
<b>NET YARDS RUSHING</b>	42	56
<b>NET YARDS PASSING</b>	82	164
Gross Yards Passing	93	187
Times thrown-yards lost attempting to pass	1-11	4-23
<b>Pass Attempts-Completions-Had Intercepted</b>	15 - 9 - 1	19 - 19 - 0
<b>Punts-Number and Average</b>	2 - 52.5	1 - 53
<b>Penalties-Number and Yards</b>	2 - 20	4 - 30
<b>Fumbles-Number and Lost</b>	1 - 0	1 - 1
<b>Red Zone Efficiency</b>	0-1-0%	3-3-100%
<b>Average Drive Start</b>	ARZ 38	LAC 39

Arizona Cardinals									Los Angeles Chargers												
RUSHING			ATT	YDS	AVG	LG	TD		RUSHING			ATT	YDS	AVG	LG	TD					
D.Johnson			9	42	4.7	12	0		M.Gordon			7	45	6.4	28	2					
C.Edmonds			2	1	0.5	1	0		A.Ekeler			2	11	5.5	7	0					
J.Rosen			2	-1	-0.5	0	0														
Total			13	42	3.2	12	0		Total			9	56	6.2	28	2					
PASSING			ATT	CMP	YDS	SK/YD	TD	LG	IN	RT	PASSING			ATT	CMP	YDS	SK/YD	TD	LG	IN	RT
J.Rosen			15	9	93	1/11	1	25	1	72.4	P.Rivers			19	19	187	4/23	2	27	0	142.8
Total			15	9	93	1/11	1	25	1	72.4	Total			19	19	187	4/23	2	27	0	142.8
PASS RECEIVING			TAR	REC	YDS	AVG	LG	TD		PASS RECEIVING			TAR	REC	YDS	AVG	LG	TD			
C.Kirk			6	4	41	10.3	17	0		K.Allen			5	5	52	10.4	20	0			
D.Johnson			3	2	16	8.0	17	0		A.Ekeler			5	5	36	7.2	11	0			
L.Fitzgerald			1	1	25	25.0	25	1		M.Williams			4	4	25	6.3	10	2			
T.Sherfield			1	1	6	6.0	6	0		M.Gordon			2	2	5	2.5	5	0			
R.Seals-Jones			2	1	5	5.0	5	0		T.Benjamin			1	1	27	27.0	27	0			
D.Coleman			1	0	0	0.0	0	0		S.Culkin			1	1	24	24.0	24	0			
										A.Gates			1	1	18	18.0	18	0			
Total			14	9	93	10.3	25	1		Total			19	19	187	9.8	27	2			

[illegible]



11/25/2018 at StubHub Center

[illegible]

Play By Play

First Quarter

11/25/2018

LAC wins the coin toss and elects to defer. ARZ elects to Receive, and LAC elects to defend the north goal.

M.Badgley kicks 66 yards from LAC 35 to ARZ -1. T.Logan to ARZ 24 for 25 yards (T.Johnson).

Arizona Cardinals at 15:00, (1st play from scrimmage 14:54)

1-10-ARZ 24	(14:54) D.Johnson up the middle to ARZ 27 for 3 yards (D.James; D.Phillon).	
2-7-ARZ 27	(14:16) D.Johnson up the middle to ARZ 31 for 4 yards (D.Square).	
3-3-ARZ 31	(13:36) (Shotgun) J.Rosen pass short left to R.Seals-Jones to ARZ 36 for 5 yards (J.Brown).	P1
	Penalty on LAC-M.Ingram, Defensive Offside, declined.	
<u>1-10-ARZ 36</u>	(13:18) J.Rosen pass deep right to C.Kirk to LAC 47 for 17 yards (D.James).	P2
<u>1-10-LAC 47</u>	(12:31) D.Johnson right guard to LAC 36 for 11 yards (A.Phillips).	R3
<u>1-10-LAC 36</u>	(11:52) J.Rosen pass short right to C.Kirk to LAC 27 for 9 yards (C.Hayward).	
	Penalty on LAC-D.Square, Defensive Offside, declined.	
2-1-LAC 27	(11:27) (Shotgun) C.Edmonds up the middle to LAC 27 for no gain (C.Hayward).	
3-1-LAC 27	(10:47) D.Johnson up the middle to LAC 25 for 2 yards (U.Nwosu).	R4
<u>1-10-LAC 25</u>	(10:27) J.Rosen pass deep middle to L.Fitzgerald for 25 yards, TOUCHDOWN.	P5
	P.Dawson extra point is GOOD, Center-A.Brewer, Holder-A.Lee.	

ARZ 7 LAC 0, 9 plays, 76 yards, 4:40 drive, 4:40 elapsed

P.Dawson kicks 66 yards from ARZ 35 to LAC -1. D.King pushed ob at LAC 26 for 27 yards (E.Turner).

Los Angeles Chargers at 10:20, (1st play from scrimmage 10:14)

1-10-LAC 26	(10:14) P.Rivers pass short right to M.Gordon to LAC 26 for no gain (L.Johnson; J.Bynes).
2-10-LAC 26	(9:36) M.Gordon right tackle to LAC 27 for 1 yard (H.Reddick; J.Bynes).
3-9-LAC 27	(8:55) (Shotgun) P.Rivers sacked at LAC 17 for -10 yards (sack split by Cha.Jones and R.Nkemdiche).
4-19-LAC 17	(8:24) D.Jones punts 53 yards to ARZ 30, Center-M.Windt. C.Kirk to LAC 44 for 26 yards (U.Nwosu).

Arizona Cardinals at 8:09

1-10-LAC 44	(8:09) D.Johnson up the middle to LAC 41 for 3 yards (A.Phillips).	
2-7-LAC 41	(7:31) (Shotgun) J.Rosen pass short right to C.Kirk to LAC 35 for 6 yards (J.Brown).	
	Timeout #1 by ARZ at 06:49.	
3-1-LAC 35	(6:49) D.Johnson up the middle to LAC 34 for 1 yard (J.Bosa; D.James).	R6
<u>1-10-LAC 34</u>	(6:09) J.Rosen pass short left to D.Johnson to LAC 17 for 17 yards (J.Addae).	P7
<u>1-10-LAC 17</u>	(5:20) J.Rosen pass incomplete deep left to D.Coleman (U.Nwosu).	
2-10-LAC 17	(5:15) (Shotgun) D.Johnson left tackle to LAC 12 for 5 yards (D.James).	
3-5-LAC 12	(4:31) (Shotgun) J.Rosen pass incomplete short left to R.Seals-Jones (D.James).	
4-5-LAC 12	(4:26) (Field Goal formation) P.Dawson 30 yard field goal is GOOD, Center-A.Brewer, Holder-A.Lee.	

ARZ 10 LAC 0, 8 plays, 32 yards, 3:47 drive, 10:38 elapsed

P.Dawson kicks 63 yards from ARZ 35 to LAC 2. D.King to LAC 42 for 40 yards (E.Turner).

Los Angeles Chargers at 4:22, (1st play from scrimmage 4:15)

1-10-LAC 42	(4:15) P.Rivers pass deep right to T.Benjamin ran ob at ARZ 31 for 27 yards.	P1
<u>1-10-ARZ 31</u>	(3:52) A.Ekeler up the middle to ARZ 27 for 4 yards (M.Golden).	
2-6-ARZ 27	(3:18) (Shotgun) P.Rivers pass short right to K.Allen to ARZ 18 for 9 yards (L.Johnson).	P2
<u>1-10-ARZ 18</u>	(2:35) M.Gordon up the middle to ARZ 13 for 5 yards (H.Reddick, A.Bethea).	
	PENALTY on ARZ-M.Golden, Defensive Offside, 5 yards, enforced at ARZ 18 - No Play.	
1-5-ARZ 13	(1:58) (Shotgun) P.Rivers pass short left to K.Allen to ARZ 9 for 4 yards (P.Peterson).	
2-1-ARZ 9	(1:16) M.Gordon up the middle to ARZ 3 for 6 yards (T.Boston).	R3
	Penalty on ARZ-M.Golden, Defensive Offside, declined.	
<u>1-3-ARZ 3</u>	(:49) M.Gordon right tackle to ARZ 1 for 2 yards (P.Peterson, R.Gunter).	
	PENALTY on LAC-A.Gates, Offensive Holding, 10 yards, enforced at ARZ 3 - No Play.	
1-13-ARZ 13	(:25) (Shotgun) P.Rivers sacked at ARZ 14 for -1 yards (R.Nkemdiche).	

END OF QUARTER

	Score	Time	First Downs				Efficiencies	
		Poss	R	P	X	T	3 Down	4 Down
Arizona Cardinals	10	8:27	3	4	0	7	3/4	0/0
Los Angeles Chargers	0	6:33	1	2	0	3	0/1	0/0

Second Quarter

11/25/2018

Play By Play

Los Angeles Chargers continued.

- 2-14-ARZ 14 (15:00) (Shotgun) P.Rivers pass short right to M.Gordon to ARZ 9 for 5 yards (R.Nkemdiche).
- 3-9-ARZ 9 (14:18) (Shotgun) **P.Rivers pass short left to M.Williams for 9 yards, TOUCHDOWN.**  
(Kick formation) M.Badgley extra point is GOOD, Center-M.Windt, Holder-D.Jones.

P4

ARZ 10 LAC 7, 8 plays, 58 yards, 1 penalty, 5:10 drive, 0:48 elapsed

M.Badgley kicks 64 yards from LAC 35 to ARZ 1. T.Logan to ARZ 34 for 33 yards (M.Davis).

Arizona Cardinals at 14:12, (1st play from scrimmage 14:05)

- 1-10-ARZ 34 (14:05) J.Rosen FUMBLES (Aborted) at ARZ 34, and recovers at ARZ 34. J.Rosen to ARZ 34 for no gain (I.Rochell).
- 2-10-ARZ 34 (13:27) C.Edmonds up the middle to ARZ 35 for 1 yard (T.McGill; I.Rochell).
- 3-9-ARZ 35 (12:43) (Shotgun) J.Rosen sacked at ARZ 24 for -11 yards (J.Bosa).
- 4-20-ARZ 24 (12:07) A.Lee punts 60 yards to LAC 16, Center-A.Brewer. D.King to LAC 39 for 23 yards (C.Edmonds).

Los Angeles Chargers at 11:55

- 1-10-LAC 39 (11:55) (Shotgun) M.Gordon right tackle to LAC 40 for 1 yard (J.Bynes).
- 2-9-LAC 40 (11:17) (Shotgun) P.Rivers sacked at LAC 35 for -5 yards (R.Gunter). FUMBLES (R.Gunter), RECOVERED by ARZ-B.Mayowa at LAC 35. B.Mayowa to LAC 35 for no gain (S.Tevi).

Arizona Cardinals at 11:10

- 1-10-LAC 35 (11:10) D.Johnson up the middle to LAC 34 for 1 yard (D.Philon; J.Bosa).
- 2-9-LAC 34 (10:29) (Shotgun) J.Rosen pass short right to T.Sherfield to LAC 28 for 6 yards (M.Davis).
- 3-3-LAC 28 (9:48) (Shotgun) J.Rosen pass incomplete short right to D.Johnson.
- 4-3-LAC 28 (9:45) (Field Goal formation) P.Dawson 46 yard field goal is No Good, Wide Left, Center-A.Brewer, Holder-A.Lee.

Los Angeles Chargers at 9:40

- 1-10-LAC 36 (9:40) P.Rivers sacked at LAC 29 for -7 yards (R.Nkemdiche).
- 2-17-LAC 29 (8:58) (Shotgun) P.Rivers pass short middle to A.Gates to LAC 47 for 18 yards (T.Boston).  
*PENALTY on ARZ-A.Bethea, Face Mask (15 Yards), 15 yards, enforced at LAC 47.*
- 1-10-ARZ 38 (8:30) P.Rivers pass short left to K.Allen to ARZ 27 for 11 yards (Cha.Jones).
- 1-10-ARZ 27 (7:46) M.Gordon right end to ARZ 28 for -1 yards (R.Nkemdiche).
- 2-11-ARZ 28 (7:05) (Shotgun) **M.Gordon right end for 28 yards, TOUCHDOWN.**  
(Kick formation) M.Badgley extra point is GOOD, Center-M.Windt, Holder-D.Jones.

P5

X6

P7

R8

ARZ 10 LAC 14, 5 plays, 64 yards, 1 penalty, 2:41 drive, 8:01 elapsed

M.Badgley kicks 65 yards from LAC 35 to end zone, Touchback.

Arizona Cardinals at 6:59

- 1-10-ARZ 25 (6:59) J.Rosen pass short left intended for C.Kirk INTERCEPTED by D.James at ARZ 34. D.James to ARZ 31 for 3 yards (C.Kirk).

Los Angeles Chargers at 6:51

- 1-10-ARZ 31 (6:51) (Shotgun) A.Ekeler left end to ARZ 24 for 7 yards (Cha.Jones).
- 2-3-ARZ 24 (6:06) M.Gordon up the middle to ARZ 19 for 5 yards (L.Johnson).
- 1-10-ARZ 19 (5:26) A.Ekeler right end to ARZ 19 for no gain (H.Reddick; J.Bynes). ARZ-J.Bynes was injured during the play. His return is Questionable.  
*PENALTY on LAC-M.Pouncey, Offensive Holding, 10 yards, enforced at ARZ 19 - No Play.*
- 1-20-ARZ 29 (5:07) P.Rivers pass deep left to S.Culkin to ARZ 5 for 24 yards (L.Johnson; A.Bethea).
- 1-5-ARZ 5 (4:21) **M.Gordon up the middle for 5 yards, TOUCHDOWN.**  
(Kick formation) M.Badgley extra point is GOOD, Center-M.Windt, Holder-D.Jones.

R9

P10

R11

ARZ 10 LAC 21, 4 plays, 31 yards, 2:35 drive, 10:44 elapsed

M.Badgley kicks 65 yards from LAC 35 to end zone, Touchback.

Arizona Cardinals at 4:16

- 1-10-ARZ 25 (4:16) D.Johnson right tackle to ARZ 37 for 12 yards (J.Bosa).
- 1-10-ARZ 37 (3:37) (Shotgun) J.Rosen pass short left to C.Kirk pushed ob at ARZ 46 for 9 yards (J.Brown).
- 2-1-ARZ 46 (3:02) D.Johnson left tackle to ARZ 47 for 1 yard (M.Ingram).  
*PENALTY on LAC-M.Ingram, Defensive Offside, 5 yards, enforced at ARZ 46 - No Play.*
- 1-10-LAC 49 (2:44) (Shotgun) J.Rosen pass incomplete deep left to C.Kirk.
- 2-10-LAC 49 (2:38) (Shotgun) J.Rosen pass incomplete short left to C.Edmonds (M.Ingram).  
*PENALTY on LAC-J.Bosa, Defensive Offside, 5 yards, enforced at LAC 49 - No Play.*
- 2-5-LAC 44 (2:35) (Shotgun) J.Rosen pass short right to D.Johnson to LAC 45 for -1 yards (J.Brown).

R8

X9

Arizona Cardinals vs Los Angeles Chargers at StubHub Center

Two-Minute Warning

- 3-6-LAC 45(2:00) (Shotgun) J.Rosen pass incomplete deep right.
- 4-6-LAC 45(1:53) A.Lee punts 45 yards to end zone, Center-A.Brewer, Touchback.

Los Angeles Chargers at 1:45

- 1-10-LAC 20(1:45) (Shotgun) P.Rivers pass short right to K.Allen to LAC 28 for 8 yards (G.Hodges).P12
- 2-2-LAC 28(1:26) (Shotgun) P.Rivers pass short middle to A.Ekeler to LAC 37 for 9 yards (H.Reddick; G.Hodges).P12
- 1-10-LAC 37(1:06) (Shotgun) P.Rivers pass short middle to A.Ekeler to LAC 45 for 8 yards (G.Hodges).P12
- Timeout #1 by LAC at 01:00.
- 2-2-LAC 45(1:00) (Shotgun) P.Rivers pass short right to A.Ekeler to ARZ 44 for 11 yards (G.Hodges).P13
- Timeout #2 by LAC at 00:52.
- 1-10-ARZ 44(:52) (Shotgun) P.Rivers pass short left to M.Williams to ARZ 40 for 4 yards (L.Johnson).
- 2-6-ARZ 40(:34) (Shotgun) P.Rivers pass short left to M.Williams to ARZ 30 for 10 yards (L.Johnson).P14
- Timeout #3 by LAC at 00:29.
- 1-10-ARZ 30(:29) (Shotgun) P.Rivers pass short left to A.Ekeler pushed ob at ARZ 27 for 3 yards (H.Reddick).
- 2-7-ARZ 27(:24) (Shotgun) P.Rivers pass short left to A.Ekeler pushed ob at ARZ 22 for 5 yards (H.Reddick).
- 3-2-ARZ 22(:19) (Shotgun) P.Rivers pass deep left to K.Allen ran ob at ARZ 2 for 20 yards.P15
- 1-2-ARZ 2(:13) (Shotgun) P.Rivers pass short left to M.Williams for 2 yards, TOUCHDOWN.P16
- (Kick formation) M.Badgley extra point is GOOD, Center-M.Windt, Holder-D.Jones.

ARZ 10 LAC 28, 10 plays, 80 yards, 1:37 drive, 14:52 elapsed

M.Badgley kicks 44 yards from LAC 35 to ARZ 21. C.Edmonds to ARZ 34 for 13 yards (T.Johnson).

Arizona Cardinals at 0:08, (1st play from scrimmage 0:02)

- 1-10-ARZ 34(:02) J.Rosen kneels to ARZ 33 for -1 yards.

END OF QUARTER

	Score	Time Poss	First Downs				Efficiencies	
			R	P	X	T	3 Down	4 Down
Arizona Cardinals	10	6:34	1	0	1	2	0/3	0/0
Los Angeles Chargers	28	8:26	3	9	1	13	2/2	0/0

Play By Play

Third Quarter

11/25/2018

LAC elects to Receive, and ARZ elects to defend the South goal.

P.Dawson kicks 62 yards from ARZ 35 to LAC 3. D.King to LAC 23 for 20 yards (E.Turner; D.Coleman).

Los Angeles Chargers at 15:00, (1st play from scrimmage 14:53)

1-10-LAC 23	(14:53) M.Gordon right tackle to LAC 28 for 5 yards (R.Gunter, P.Peterson).	
2-5-LAC 28	(14:08) (Shotgun) P.Rivers pass short middle to K.Allen to LAC 44 for 16 yards (D.Amerson) [Cha.Jones].	P17
1-10-LAC 44	(13:30) M.Gordon up the middle to ARZ 49 for 7 yards (H.Reddick; A.Bethea).	
2-3-ARZ 49	(12:50) M.Gordon up the middle to ARZ 45 for 4 yards (R.Nkemdiche).	R18
1-10-ARZ 45	(12:12) (Shotgun) P.Rivers pass short right to A.Ekeler to LAC 45 for -10 yards. Lateral to M.Gordon to LAC 45 for no gain (R.Nkemdiche). LAC-M.Gordon was injured during the play. His return is Questionable.	
2-20-LAC 45	(11:47) (Shotgun) P.Rivers pass short middle to A.Ekeler to ARZ 41 for 14 yards (D.Amerson).	
3-6-ARZ 41	(11:03) (Shotgun) P.Rivers pass short middle to A.Ekeler to ARZ 33 for 8 yards (G.Hodges).	P19
1-10-ARZ 33	(10:20) J.Jackson left end to ARZ 14 for 19 yards (A.Bethea).	R20
1-10-ARZ 14	(9:35) J.Jackson right end to ARZ 9 for 5 yards (G.Hodges).	
2-5-ARZ 9	(8:52) (Shotgun) P.Rivers pass short left to T.Benjamin pushed ob at ARZ 4 for 5 yards (T.Boston).	P21
	Timeout #1 by LAC at 08:09.	
1-4-ARZ 4	(8:09) P.Rivers pass short right to K.Allen for 4 yards, TOUCHDOWN. The Replay Official reviewed the pass completion ruling, and the play was Upheld. The ruling on the field stands. M.Badgley extra point is GOOD, Center-M.Windt, Holder-D.Jones.	P22

ARZ 10 LAC 35, 11 plays, 77 yards, 6:59 drive, 6:59 elapsed

M.Badgley kicks 65 yards from LAC 35 to ARZ 0. T.Logan to ARZ 24 for 24 yards (T.Johnson).

Arizona Cardinals at 8:01, (1st play from scrimmage 7:54)

1-10-ARZ 24	(7:54) D.Johnson left guard to ARZ 25 for 1 yard (D.Philon; J.Brown).	
2-9-ARZ 25	(7:11) J.Rosen pass short right to J.Gresham to ARZ 27 for 2 yards (D.James).	
3-7-ARZ 27	(6:23) (Shotgun) J.Rosen pass incomplete short right. <i>Penalty on ARZ-A.Smith, Offensive Holding, declined.</i>	
4-7-ARZ 27	(6:15) A.Lee punts 51 yards to LAC 22, Center-A.Brewer. D.King to LAC 27 for 5 yards (C.Edmonds).	

Los Angeles Chargers at 6:04

1-10-LAC 27	(6:04) P.Rivers pass incomplete short middle to A.Ekeler.	
2-10-LAC 27	(5:59) P.Rivers pass short left to A.Ekeler to LAC 42 for 15 yards (L.Johnson).	P23
1-10-LAC 42	(5:17) A.Ekeler right guard to ARZ 49 for 9 yards (P.Peterson; H.Reddick).	
2-1-ARZ 49	(4:32) J.Jackson up the middle to ARZ 39 for 10 yards (A.Bethea).	R24
1-10-ARZ 39	(3:48) P.Rivers pass short right to T.Benjamin to ARZ 24 for 15 yards (A.Bethea).	P25
1-10-ARZ 24	(2:59) J.Jackson up the middle to ARZ 23 for 1 yard (O.Pierre; G.Hodges).	
2-9-ARZ 23	(2:23) (Shotgun) P.Rivers pass short left to A.Ekeler pushed ob at ARZ 18 for 5 yards (D.Amerson; H.Reddick).	
3-4-ARZ 18	(1:41) (Shotgun) P.Rivers scrambles right end to ARZ 15 for 3 yards (G.Hodges).	
	Timeout #2 by LAC at 00:54.	
4-1-ARZ 15	(:54) S.Tevi reported in as eligible. A.Ekeler left end to ARZ 2 for 13 yards (T.Boston).	R26
1-2-ARZ 2	(:04) A.Ekeler up the middle for 2 yards, TOUCHDOWN. (Kick formation) M.Badgley extra point is GOOD, Center-M.Windt, Holder-D.Jones.	R27

ARZ 10 LAC 42, 10 plays, 73 yards, 6:04 drive, 15:00 elapsed

END OF QUARTER

	Score	Time Poss	First Downs				Efficiencies	
			R	P	X	T	3 Down	4 Down
Arizona Cardinals	10	1:57	0	0	0	0	0/1	0/0
Los Angeles Chargers	42	13:03	5	6	0	11	1/2	1/1



Fourth Quarter

11/25/2018

Play By Play

Arizona Cardinals continued.

M.Badgley kicks 58 yards from LAC 35 to ARZ 7. T.Logan to ARZ 23 for 16 yards (G.Davis).

Arizona Cardinals at 15:00, (1st play from scrimmage 14:55)

- 1-10-ARZ 23 (14:55) D.Johnson up the middle to ARZ 27 for 4 yards (J.Brown; T.McGill).
- 2-6-ARZ 27 (14:20) (Shotgun) D.Johnson up the middle to ARZ 25 for -2 yards (M.Ingram; C.Hayward).
- 3-8-ARZ 25 (13:37) (Shotgun) J.Rosen sacked at ARZ 18 for -7 yards (J.Bosa).
- 4-15-ARZ 18 (13:06) A.Lee punts 52 yards to LAC 30, Center-A.Brewer, fair catch by D.King.

Los Angeles Chargers at 12:59

- 1-10-LAC 30 (12:59) (Shotgun) J.Jackson left end to LAC 29 for -1 yards (R.Gunter).
- 2-11-LAC 29 (12:18) (Shotgun) G.Smith pass incomplete short left to G.Davis (R.Gunter) [B.Mayowa].
- 3-11-LAC 29 (12:11) (Shotgun) G.Smith pass incomplete short right [B.Mayowa].
- 4-11-LAC 29 (12:04) D.Jones punts 52 yards to ARZ 19, Center-M.Windt, downed by LAC-K.Emanuel.

Arizona Cardinals at 11:53

- 1-10-ARZ 19 (11:53) D.Johnson right end to ARZ 22 for 3 yards (M.Ingram).
- 2-7-ARZ 22 (11:15) D.Johnson right tackle to ARZ 28 for 6 yards (J.Addae, Ju.Jones).
- 3-1-ARZ 28 (10:49) D.Johnson up the middle to ARZ 30 for 2 yards (Ju.Jones).
- 1-10-ARZ 30 (10:16) (Shotgun) D.Johnson up the middle to ARZ 35 for 5 yards (A.Phillips).
- 2-5-ARZ 35 (9:41) D.Johnson left guard to ARZ 37 for 2 yards (D.James).
- 3-3-ARZ 37 (9:03) C.Edmonds left end to ARZ 37 for no gain (I.Rochell; J.Brown).
- 4-3-ARZ 37 (8:30) A.Lee punts 38 yards to LAC 25, Center-A.Brewer, fair catch by D.King.

R10

Los Angeles Chargers at 8:23

- 1-10-LAC 25 (8:23) J.Jackson up the middle to LAC 28 for 3 yards (R.Nkemdiche; M.Golden).
- 2-7-LAC 28 (7:46) J.Jackson left end ran ob at LAC 48 for 20 yards.
- 1-10-LAC 48 (6:59) (Shotgun) G.Smith scrambles up the middle to ARZ 43 for 9 yards (G.Hodges).
- 2-1-ARZ 43 (6:19) D.Newsome up the middle to ARZ 37 for 6 yards (B.Benwikere).
- 1-10-ARZ 37 (5:32) D.Newsome right end pushed ob at ARZ 31 for 6 yards (H.Reddick).
- PENALTY on ARZ-H.Reddick, Horse Collar Tackle, 15 yards, enforced at ARZ 31.*
- 1-10-ARZ 16 (5:03) D.Newsome left tackle to ARZ 14 for 2 yards (C.Peters, A.Bethea).
- 2-8-ARZ 14 (4:17) (Shotgun) D.Newsome left end to ARZ 13 for 1 yard (A.Bethea; G.Hodges).
- 3-7-ARZ 13 (3:33) G.Smith pass incomplete short middle to V.Green (A.Bethea).
- 4-7-ARZ 13 (3:28) (Field Goal formation) M.Badgley 31 yard field goal is GOOD, Center-M.Windt, Holder-D.Jones.

R28

R29

X30

ARZ 10 LAC 45, 9 plays, 62 yards, 1 penalty, 4:58 drive, 11:35 elapsed

M.Badgley kicks 63 yards from LAC 35 to ARZ 2. T.Logan pushed ob at ARZ 30 for 28 yards (M.Davis).

Arizona Cardinals at 3:25, (1st play from scrimmage 3:18)

- 1-10-ARZ 30 (3:18) C.Edmonds right tackle to ARZ 32 for 2 yards (H.Pullard).
- 2-8-ARZ 32 (2:40) (Shotgun) C.Edmonds up the middle to ARZ 29 for -3 yards (I.Rochell).

Two-Minute Warning

- 3-11-ARZ 29 (2:00) (Shotgun) J.Rosen pass short right to T.Logan to ARZ 34 for 5 yards (D.James).
- 4-6-ARZ 34 (1:21) (Shotgun) J.Rosen pass short left to L.Fitzgerald to ARZ 39 for 5 yards (M.Davis; D.King).

Los Angeles Chargers at 1:12

- 1-10-ARZ 39 (1:12) G.Smith kneels to ARZ 40 for -1 yards.
- 2-11-ARZ 40 (:35) G.Smith kneels to ARZ 41 for -1 yards.

END OF QUARTER

	Score	Time Poss	First Downs				Efficiencies	
			R	P	X	T	3 Down	4 Down
Arizona Cardinals	10	7:44	1	0	0	1	1/4	0/1
Los Angeles Chargers	45	7:16	2	0	1	3	0/2	0/0

# Miscellaneous Statistics Report

Arizona Cardinals vs Los Angeles Chargers  
11/25/2018 at StubHub Center

## Ten Longest Plays for Arizona Cardinals

Yards	Qtr	Play Start	Play Description
25	1	1-10-LAC 25	(10:27) J.Rosen pass deep middle to L.Fitzgerald for 25 yards, TOUCHDOWN.
17	1	1-10-ARZ 36	(13:18) J.Rosen pass deep right to C.Kirk to LAC 47 for 17 yards (D.James).
17	1	1-10-LAC 34	(6:09) J.Rosen pass short left to D.Johnson to LAC 17 for 17 yards (J.Addae).
12	2	1-10-ARZ 25	(4:16) D.Johnson right tackle to ARZ 37 for 12 yards (J.Bosa).
11	1	1-10-LAC 47	(12:31) D.Johnson right guard to LAC 36 for 11 yards (A.Phillips).
9	1	1-10-LAC 36	(11:52) J.Rosen pass short right to C.Kirk to LAC 27 for 9 yards (C.Hayward). Penalty on LAC-D.Square, Defensive Offside, declined.
9	2	1-10-ARZ 37	(3:37) (Shotgun) J.Rosen pass short left to C.Kirk pushed ob at ARZ 46 for 9 yards (J.Brown).
6	1	2-7-LAC 41	(7:31) (Shotgun) J.Rosen pass short right to C.Kirk to LAC 35 for 6 yards (J.Brown).
6	2	2-9-LAC 34	(10:29) (Shotgun) J.Rosen pass short right to T.Sherfield to LAC 28 for 6 yards (M.Davis).
6	4	2-7-ARZ 22	(11:15) D.Johnson right tackle to ARZ 28 for 6 yards (J.Addae, Ju.Jones).

## Ten Longest Plays for Los Angeles Chargers

Yards	Qtr	Play Start	Play Description
33	2	2-17-LAC 29	(8:58) (Shotgun) P.Rivers pass short middle to A.Gates to LAC 47 for 18 yards (T.Boston).
28	2	2-11-ARZ 28	(7:05) (Shotgun) M.Gordon right end for 28 yards, TOUCHDOWN.
27	1	1-10-LAC 42	(4:15) P.Rivers pass deep right to T.Benjamin ran ob at ARZ 31 for 27 yards.
24	2	1-20-ARZ 29	(5:07) P.Rivers pass deep left to S.Culkin to ARZ 5 for 24 yards (L.Johnson; A.Bethea).
21	4	1-10-ARZ 37	(5:32) D.Newsome right end pushed ob at ARZ 31 for 6 yards (H.Reddick).
20	2	3-2-ARZ 22	(:19) (Shotgun) P.Rivers pass deep left to K.Allen ran ob at ARZ 2 for 20 yards.
20	4	2-7-LAC 28	(7:46) J.Jackson left end ran ob at LAC 48 for 20 yards.
19	3	1-10-ARZ 33	(10:20) J.Jackson left end to ARZ 14 for 19 yards (A.Bethea).
16	3	2-5-LAC 28	(14:08) (Shotgun) P.Rivers pass short middle to K.Allen to LAC 44 for 16 yards (D.Amerson) [Cha.Jones].
15	3	2-10-LAC 27	(5:59) P.Rivers pass short left to A.Ekeler to LAC 42 for 15 yards (L.Johnson).

## Touchdown Scoring Information

		Offense	Defense	Special Teams
VISITOR	Arizona Cardinals	1	0	0
HOME	Los Angeles Chargers	6	0	0

## Player Scoring Information

Club	Player	TD	Rush TD	Rec TD	KO TD	Punt TD	Int TD	Fum TD	Misc TD	FG	XP	2Pt Rush	2Pt Rec	Sfty	Points
ARZ	L.Fitzgerald	0	0	1	0	0	0	0	0	0	0	0	0	0	6
ARZ	P.Dawson	0	0	0	0	0	0	0	0	1	1	0	0	0	4
LAC	M.Gordon	0	2	0	0	0	0	0	0	0	0	0	0	0	12
LAC	M.Williams	0	0	2	0	0	0	0	0	0	0	0	0	0	12
LAC	M.Badgley	0	0	0	0	0	0	0	0	1	6	0	0	0	9
LAC	A.Ekeler	0	1	0	0	0	0	0	0	0	0	0	0	0	6
LAC	K.Allen	0	0	1	0	0	0	0	0	0	0	0	0	0	6

## Possession Detail

	First Half		Second Half		Game	
	Visitor	Home	Visitor	Home	Visitor	Home
Largest Lead	10	18	0	35	10	35
Drives Leading	3	2	0	5	3	7
Time of Possession Leading	7:34	4:12	0:00	20:19	7:34	24:31
Largest Deficit	-18	-10	-35	0	-35	-10
Drives Trailing	3	4	4	0	7	4
Time of Possession Trailing	2:47	10:47	9:41	0:00	12:28	10:47
Times Score Tied Up		0		0		0
Lead Changes		2		0		2

# Playtime Percentage

*Percent of playtime per player on offense, defense and special teams*

Arizona Cardinals						Los Angeles Chargers					
		Offense	Defense	Special Teams			Offense	Defense	Special Teams		
K Cunningham	T	47 100%		3	11%	M Schofield	G	69 100%		7	25%
J Vujnovich	G	47 100%		3	11%	D Feeney	G	69 100%		7	25%
J Rosen	QB	47 100%				M Williams	WR	63 91%			
M Cole	C	47 100%				R Okung	T	59 86%		7	25%
M Iupati	G	47 100%				M Pouncey	C	56 81%			
A Smith	T	46 98%		3	11%	P Rivers	QB	56 81%			
C Kirk	WR	43 91%		2	7%	K Allen	WR	52 75%			
L Fitzgerald	WR	43 91%				J Barksdale	T	45 65%		7	25%
D Johnson	RB	37 79%				V Green	TE	45 65%		7	25%
J Gresham	TE	31 66%		3	11%	T Benjamin	WR	44 64%			
T Sherfield	WR	20 43%		10	36%	S Tevi	T	35 51%		7	25%
R Seals-Jones	TE	19 40%				M Gordon	RB	27 39%			
J Nelson	WR	18 38%				A Gates	TE	26 38%			
C Edmonds	RB	9 19%		16	57%	A Ekeler	RB	25 36%		2	7%
J Phillips	TE	9 19%		11	39%	G Davis	WR	13 19%		18	64%
D Coleman	FB	4 9%		18	64%	J Jackson	RB	13 19%		16	57%
T Logan	RB	2 4%		9	32%	S Quessenberry	C	13 19%		10	36%
Z Golditch	G	1 2%				G Smith	QB	13 19%			
P Peterson	CB		69 100%	8	29%	D Watt	FB	12 17%		18	64%
A Bethea	FS		69 100%	7	25%	T Williams	WR	9 13%			
T Boston	FS		69 100%	6	21%	D Newsome	RB	8 12%		8	29%
H Reddick	LB		69 100%	5	18%	S Culkin	TE	7 10%		10	36%
C Jones	DE		59 86%	7	25%	M Davis	CB		47 100%	16	57%
L Johnson	CB		58 84%	5	18%	D James	FS		47 100%	3	11%
G Hodges	LB		46 67%	14	50%	J Addae	SS		43 91%	3	11%
M Golden	DE		44 64%			C Hayward	CB		43 91%		
D Amerson	CB		43 62%	1	4%	J Brown	LB		41 87%	2	7%
R Gunter	DT		43 62%			M Ingram	DE		40 85%		
R Nkemdiche	DT		36 52%			A Phillips	SS		34 72%	21	75%
B Benwikere	CB		35 51%	16	57%	D King	CB		34 72%	8	29%
C Peters	DT		35 51%	10	36%	J Bosa	DE		33 70%		
B Mayowa	DE		26 38%			D Square	NT		28 60%	3	11%
O Pierre	DT		24 35%	7	25%	I Rochell	DE		21 45%	6	21%
J Bynes	LB		23 33%	2	7%	U Nwosu	LB		21 45%	5	18%
Z Moore	DE		10 14%	19	68%	D Philon	DT		21 45%	3	11%
E Turner	LB		1 1%	25	89%	J Jones	DT		21 45%		
D Gardeck	LB			25	89%	T McGill	DT		15 32%		
J Walker	LB			25	89%	K Emanuel	LB		12 26%	5	18%
B Williams	CB			18	64%	H Pullard	LB		6 13%	8	29%
A Lee	P			8	29%	R Jenkins	FS		4 9%	18	64%
A Brewer	LS			8	29%	B Facyson	CB		4 9%	16	57%
P Dawson	K			6	21%	N Dzubnar	LB		1 2%	18	64%
D Munyer	C			3	11%	T Johnson	LB		1 2%	16	57%
O Aboushi	G			3	11%	M Badgley	K			15	54%
C Jones	CB			2	7%						

M Windt	LS	9	32%
D Jones	P	9	32%



***NFL***  
***STATS***



WON 8, LOST 3				* RUSHING				No.	Yds	Avg	Long	TD
09/09 L 28-38	Kansas City	25,351	Gordon	153	802	5.2	34t	9				
09/16 W 31-20	at Buffalo	69,187	Ekeler	70	409	5.8	32	1				
09/23 L 23-35	at L.A. Rams	68,947	Allen	8	75	9.4	28	0				
09/30 W 29-27	San Francisco	25,397	Jackson	12	64	5.3	20	0				
10/07 W 26-10	Oakland	25,362	M. Williams	4	16	4.0	10	0				
10/14 W 38-14	at Cleveland	67,431	Benjamin	3	15	5.0	19	0				
10/21 W 20-19	Tennessee	84,301	Newsome	5	15	3.0	6	0				
11/04 W 25-17	at Seattle	68,989	Ty. Williams	2	15	7.5	14	0				
11/11 W 20- 6	at Oakland	54,750	Smith	6	4	0.7	9	0				
11/18 L 22-23	Denver	25,462	Watt	3	3	1.0	2	0				
11/25 W 45-10	Arizona	25,343	Ingram	1	0	0.0	0	0				
12/02	at Pittsburgh		J.J. Jones TM	1	0	0.0	0	0				
12/09	Cincinnati		Rivers	14	-1	-1.1	7					
12/13	at Kansas City		TEAM	282	1417	5.0	34t	10				
12/22	Baltimore		OPPONENTS	269	1183	4.4	42	6				
12/30	at Denver		* RECEIVING	No.	Yds	Avg	Long	TD				
	LA-C	Opp.	Allen	69	848	12.3	54	4				
TOTAL FIRST DOWNS	238	213	Gordon	44	453	10.3	66t	4				
Rushing	75	68	Ekeler	32	354	11.1	44t	3				
Passing	148	123	Ty. Williams	28	519	18.5	75t	5				
Penalty	15	22	M. Williams	24	419	17.5	55t	7				
3rd Down: Made/Att	45/119	57/141	Gates	19	239	12.6	27	2				
3rd Down Pct.	37.8	40.4	Green	15	189	12.6	26	1				
4th Down: Made/Att	5/6	8/14	Benjamin	6	63	10.5	27	0				
4th Down Pct.	83.3	57.1	Jackson	2	19	9.5	11	0				
POSSESSION AVG.	31:10	28:50	Culkin	1	24	24.0	24	0				
TOTAL NET YARDS	4422	3683	TEAM	240	3127	13.0	75t	26				
Avg. Per Game	402.0	334.8	OPPONENTS	237	2696	11.4	82t	16				
Total Plays	650	669	* INTERCEPTIONS	No.	Yds	Avg	Long	TD				
Avg. Per Play	6.8	5.5	King	3	75	25.0	42t	1				
NET YARDS RUSHING	1417	1183	James	2	7	3.5	4	0				
Avg. Per Game	128.8	107.5	Tr. Williams	1	86	86.0	86	0				
Total Rushes	282	269	Perryman	1	16	16.0	16	0				
NET YARDS PASSING	3005	2500	White	1	9	9.0	9	0				
Avg. Per Game	273.2	227.3	Ingram	1	8	8.0	8	0				
Sacked/Yards Lost	20/122	28/196	Rochell	1	4	4.0	4	0				
Gross Yards	3127	2696	Phillips	1	0	0.0	0	0				
Att./Completions	348/240	372/237	TEAM	11	205	18.6	86	1				
Completion Pct.	69.0	63.7	OPPONENTS	6	78	13.0	42	1				
Had Intercepted	6	11	* PUNTING	No.	Yds	Avg	Net	TB	In	Lg	B	
PUNTS/AVERAGE	40/42.9	47/48.0	D. Jones	25	1064	42.6	38.9	0	11	59	0	
NET PUNTING AVG.	40/37.3	47/41.3	Kaser TM	13	629	48.4	35.4	1	5	66	1	
PENALTIES/YARDS	81/679	65/530	Sturgis	1	24	24.0	24.0	0	1	24	0	
FUMBLES/BALL LOST	10/4	9/3	TEAM	40	1717	42.9	37.3	1	17	66	1	
TOUCHDOWNS	37											

**PITTSBURGH STEELERS / WEEK 12 / THROUGH MONDAY, NOVEMBER 26, 2018**

WON 7, LOST 3, TIED 1				* RUSHING				No.	Yds	Avg	Long	TD			
09/09	T	21-21	OT at Cleveland	67,431	Conner	186	849	4.6	30	10					
09/16	L	37-42	Kansas City	63,956	Roethlisberger	24	94	3.9	18	3					
09/24	W	30-27	at Tampa Bay	62,571	Ridley	18	56	3.1	9	0					
09/30	L	14-26	Baltimore	62,030	Samuels	10	26	2.6	7	0					
10/07	W	41-17	Atlanta	64,781	Switzer	5	18	3.6	8	0					
10/14	W	28-21	at Cincinnati	60,594	Smith-Schuster	1	13	13.0	13	0					
10/28	W	33-18	Cleveland	63,780	Dobbs	2	-4	-2.0	-1	0					
11/04	W	23-16	at Baltimore	70,997	TEAM	246	1052	4.3	30	13					
11/08	W	52-21	Carolina	62,881	OPPONENTS	266	1120	4.2	32	8					
11/18	W	20-16	at Jacksonville	67,683	* RECEIVING	No.	Yds	Avg	Long	TD					
11/25	L	17-24	at Denver	76,536	Smith-Schuster	77	1055	13.7	97t	4					
12/02			L.A. Chargers		Brown	71	874	12.3	78t	11					
12/09			at Oakland		Conner	49	453	9.2	29	1					
12/16			New England		McDonald	36	444	12.3	75t	3					
12/23			at New Orleans		Switzer	27	214	7.9	24	1					
12/30			Cincinnati		James	26	379	14.6	51	2					
			Pitt.	Opp.	Washington	8	77	9.6	14t	1					
TOTAL FIRST DOWNS				263	224	Grimble	5	70	14.0	23	0				
Rushing				64	60	Samuels	4	34	8.5	14	1				
Passing				172	137	Nix	3	36	12.0	19	0				
Penalty				27	27	Hunter	3	21	7.0	12	0				
3rd Down: Made/Att				64/140	50/140	Ridley	3	18	6.0	10	0				
3rd Down Pct.				45.7	35.7	Heyward-Bey	1	9	9.0	9	0				
4th Down: Made/Att				5/8	5/9	Villanueva	1	2	2.0	2t	1				
4th Down Pct.				62.5	55.6	Roethlisberger	1	-1	-1.0	-1	0				
POSSESSION AVG.				30:45	29:15	TEAM	315	3685	11.7	97t	25				
TOTAL NET YARDS				4629	3576	OPPONENTS	247	2723	11.0	71	21				
Avg. Per Game				420.8	325.1	* INTERCEPTIONS	No.	Yds	Avg	Long	TD				
Total Plays				739	701	Te. Edmunds	1	35	35.0	35	0				
Avg. Per Play				6.3	5.1	Williams	1	17	17.0	17t	1				
NET YARDS RUSHING				1052	1120	Dupree	1	10	10.0	10t	1				
Avg. Per Game				95.6	101.8	Haden	1	0	0.0	0	0				
Total Rushes				246	266	Hilton	1	0	0.0	0	0				
NET YARDS PASSING				3577	2456	Sutton	1	0	0.0	0	0				
Avg. Per Game				325.2	223.3	TEAM	6	62	10.3	35	2				
Sacked/Yards Lost				16/108	39/267	OPPONENTS	12	66	5.5	26	0				
Gross Yards				3685	2723	* PUNTING	No.	Yds	Avg	Net	TB	In	Lg	B	
Att./Completions				477/315	396/247	Berry	47	2068	44.0	39.5	3	19	69	0	
Completion Pct.				66.0	62.4	Roethlisberger	1	27	27.0	9.0	0	0	27	0	
Had Intercepted				12	6	TEAM	48	2095	43.6	38.8	3	19	69	0	
PUNTS/AVERAGE				48/43.6	60/43.9	OPPONENTS	60	2636	43.9	38.7	6	21	64	1	
NET PUNTING AVG.				48/38.8	60/38.7	* PUNT RETURNS	Ret	FC	Yds	Avg	Long	TD			
PENALTIES/YARDS				83/764	86/678	Switzer	23	17	195	8.5	23	0			
FUMBLES/BALL LOST				16/7	12/6	TEAM	23	17	195	8.5	23	0			
TOUCHDOWNS				41	29	OPPONENTS	15	17	171	11.4	48	0			
Rushing				13	8	* KICKOFF RETURNS	No.	Yds	Avg	Long	TD				
Passing				25	21	Switzer	20	404	20.2	35	0				
Returns				3	0	Nix	1	12	12.0	12	0				
* SCORE BY PERIODS				Q1	Q2	Q3	Q4	OT	PTS	TEAM	21	416	19.8	35	0
TEAM				47	121	80	68	0	316	OPPONENTS	27	562	20.8	51	0
OPPONENTS				68	46	54	81	0	249	* FIELD GOALS	1-19	20-29	30-39	40-49	50+
* SCORING				TD-Ru-Pa-Rt	K-PAT	FG	S	PTS	Boswell	0/ 0	3/ 3	3/ 3	2/ 6	1/ 1	
Conner				11	10	1	0	0	70	TEAM	0/ 0	3/ 3	3/ 3	2/ 6	1/ 1
Brown				11	0	11	0	0	66	OPPONENTS	0/ 0	5/ 5	4/ 4	7/ 9	0/ 0
Boswell				0	0	0	0	33/37	9/13	0	60	Boswell: (42N)(49N)(38G,47N)(34G,39G)()(21G,24G)			
Smith-Schuster				4	0	4	0	0	26	(42G)(29G)(50G)()(48B,41G)					
McDonald				3	0	3	0	0	18	OPP: (43B)()(21G,28G)(47G,49G,28G,31G)(47G)()					
Roethlisberger				3	3	0	0	0	18	(34G,45G,41N)(23G,23G,37G)()(48G,38G,43G)(41G)					
James				2	0	2	0	0	12						
Dupree				1	0	0	1	0	6						
Fort				1	0	0	1	0	6						
Samuels				1	0	1	0	0	6						
Switzer				1	0	1	0	0	6						
Villanueva				1	0	1	0	0	6						
Washington				1	0	1	0	0	6						
Williams				1	0	0	1	0	6						
Burns				0	0	0	0	1	2						
TEAM				41	13	25	3	33/37	9/13	2	316				
OPPONENTS				29	8	21	0	27/28	16/18	0	249				
2-Pt Conv: Conner 2, Smith-Schuster, TM 3-4, OPP 0-1 SACKS: Watt 10, Heyward 6, Hargrave 5.5, Dupree 4.5, Williams 4.5, Tuitt 3, Bostic 2.5, Chickillo 1, Fort 1, McCullers 1, TM 39, OPP 16															
FUM/LOST: Roethlisberger 6/2, Conner 4/2, McDonald 2/1, Switzer 2/0, Grimble 1/1, Ridley 1/1															
* PASSING				Att	Cmp	Yds	Cmp%	Yds/Att	TD	TD%	Int	Int%	Long	Sack/Lost	Rating
Roethlisberger				472	312	3664	66.1	7.76	24	5.1	12	2.5	97t	16/ 108	95.9
Dobbs				3	2	19	66.7	6.33	0	0.0	0	0.0	22	0/ 0	84.0
Boswell				1	1	2	100.0	2.00	1	100.0	0	0.0	2t	0/ 0	118.8
Brown				1	0	0	0.0	0.00	0	0.0	0	0.0	---	0/ 0	39.6
TEAM				477	315	3685	66.0	7.73	25	5.2	12	2.5	97t	16/ 108	96.3
OPPONENTS				396	247	2723	62.4	6.88	21	5.3	6	1.5	71	39/ 267	94.1

**WEEK 12 / THROUGH MONDAY, NOVEMBER 26, 2018**

**TEAM RANKINGS**

**American Football Conference**

**Offense**

**Defense**

	Total	Rush	Pass	Total	Rush	Pass
Balt.	6	5	6	*1	1	2
Buff.	16	9	16	2	7	*1
Cin.	12	16	8	16	15	15
Cleve.	9	3	12	15	13	14
Denver	8	4	7	11	11	12
Hou.	7	1	10	5	2	7
Ind.	4T	10	3	8	4	10
Jax	10	8	11	3	8	3
K.C.	1	7	2	14	10	16
L.A.-C	3	2	4	6	5	5
Miami	13	12	13	13	14	11
N.E.	4T	6	5	10	6	13
Jets	14	13	14	9	12	9
Oak.	11	14	9	12	16	8
Pitt.	2	15	1	4	3	4
Tenn.	15	11	15	7	9	6

**National Football Conference**

**Offense**

**Defense**

	Total	Rush	Pass	Total	Rush	Pass
Ariz.	16	16	16	11	16	1
Atl.	4	15	2	16	14	13
Car.	6	3	11	7	5	11
Chi.	12	8	10	2	2	4
Dallas	14	5	15	3	3T	5
Det.	13	10	9	6	10	6T
G.B.	5	9	6	5	13	3
Rams	2	2	3	12	11	10
Minn.	7	14	5	1	3T	2
N.O.	3	6	4	8	*1	16
Giants	11	13	7	13	15	9
Phil.	10	11	8	14	8	15
S.F.	9	4	12	4	7	8
Sea.	8	*1	14	9	12	6T
T.B.	*1	12	*1	15	9	14
Wash.	15	7	13	10	6	12

**National Football League**

**Offense**

**Defense**

	Total	Rush	Pass	Total	Rush	Pass
Ariz.	32	32	32	19	30	4
Atl.	7	31	4	28	25	26
Balt.	11	11	14	*1	3	2
Buff.	31	17	31	2	15	*1
Car.	13	3	21	14	6	22
Chi.	21	15	20	4	2	10
Cin.	26	28	17	32	31	31
Cleve.	18	9	23	31	28	29
Dallas	25	6	28	7	4T	12
Denver	15	10	15T	25	24	24
Det.	23	23	15T	13	19	13T
G.B.	10	21	8	12	23	9
Hou.	12	4	19	8	7	11
Ind.	8T	18	9	17	12	20
Jax	22	16	22	5	16	3
K.C.	3	14	3	30	20	32
L.A.-C	6	8	10	9	13	7
Rams	2	2	5	20	21	19
Miami	28	20	27	29	29	21
Minn.	14	30	7	3	4T	5
N.E.	8T	12	11	22	14	25
N.O.	5	7	6	15	*1	30
Giants	20	29	12	23	26	18
Jets	29	22	29	21	27	16
Oak.	24	25	18	26	32	15
Phil.	19	24	13	24	11	28
Pitt.	4	27	2	6	9	6
S.F.	17	5	24	11	10	17
Sea.	16	*1	26	16	22	13T
T.B.	*1	26	*1	27	18	27
Tenn.	30	19	30	10	17	8
Wash.	27	13	25	18	8	23

T = Tied for position

\* = League Leader

**WEEK 12 / THROUGH MONDAY, NOVEMBER 26, 2018**

<b>OFFENSE</b>	<b>N.O.</b>	<b>Dal.</b>	<b>Balt.</b>	<b>Atl.</b>	<b>Denv.</b>	<b>Cin.</b>	<b>LA-R</b>	<b>Det.</b>
GAMES (Won-Lost)	10-1	6-5	6-5	4-7	5-6	5-6	10-1	4-7
FIRST DOWNS	282	211	255	248	222	223	279	230
Rushing	99	84	93	53	76	58	85	62
Passing	159	111	142	175	126	143	173	148
Penalty	24	16	20	20	20	22	21	20
YDS GAINED (tot)	4583	3674	4118	4400	4027	3665	4935	3770
Avg per Game	416.6	334.0	374.4	400.0	366.1	333.2	448.6	342.7
RUSHING (net)	1464	1479	1343	914	1372	1029	1524	1115
Avg per Game	133.1	134.5	122.1	83.1	124.7	93.5	138.5	101.4
Rushes	344	304	327	234	263	221	316	260
Yards per Rush	4.3	4.9	4.1	3.9	5.2	4.7	4.8	4.3
PASSING (net)	3119	2195	2775	3486	2655	2636	3411	2655
Avg per Game	283.5	199.5	252.3	316.9	241.4	239.6	310.1	241.4
Passes Att.	363	337	435	441	392	402	383	412
Completed	275	219	266	315	246	249	259	274
Pct Completed	75.8	65.0	61.1	71.4	62.8	61.9	67.6	66.5
Yards Gained	3199	2427	2880	3703	2842	2805	3559	2855
Sacked	11	38	21	33	26	22	24	32
Yards Lost	80	232	105	217	187	169	148	200
Had intercepted	2	5	9	5	10	11	6	11
Yards Opp Ret	0	17	39	58	216	212	35	155
Opp TDs on Int	0	0	0	0	0	1	0	2
PUNTS	24	46	45	37	58	46	29	44
Avg Yards	46.5	44.6	46.0	41.4	44.1	42.8	44.6	45.0
PUNT RETURNS	15	16	30	14	20	15	21	16
Avg Return	5.3	5.1	10.9	4.9	5.2	13.5	12.1	6.8
Returned for TD	0	0	1	0	0	0	0	0
KICKOFF RETURNS	17	7	20	20	16	25	32	17
Avg Return	22.8	23.7	22.9	24.2	20.4	23.6	21.6	24.3
Returned for TD	0	0	0	0	0	0	0	0
PENALTIES	59	60	74	61	77	75	63	65
Yards Penalized	575	508	565	540	622	638	543	560
FUMBLES BY	12	15	14	17	8	6	9	10
Fumbles Lost	7	5	5	7	2	2	3	5
Opp Fumbles	14	12	10	11	13	10	12	9
Opp Fum Lost	7	6	3	1	6	3	10	6
POSS. TIME (avg)	32:48	30:23	31:11	30:05	28:17	26:31	31:08	31:22
TOUCHDOWNS	49	24	30	32	30	36	45	26
Rushing	19	11	14	8	14	10	15	8
Passing	29	13	14	24	14	22	26	17
Returns	1	0	2	0	2	4	4	1
EXTRA-PT KICKS	43/44	22/23	26/27	27/28	27/27	33/35	36/38	22/22
2-PT CONVERSIONS	3/4	1/1	1/3	2/4	0/3	0/1	5/7	0/4
FIELD GOALS/FGA	22/23	22/26	21/23	19/19	15/18	9/13	23/28	20/23
POINTS SCORED	409	234	271	280	252	276	389	238

<b>DEFENSE</b>	<b>N.O.</b>	<b>Dal.</b>	<b>Balt.</b>	<b>Atl.</b>	<b>Denv.</b>	<b>Cin.</b>	<b>LA-R</b>	<b>Det.</b>
POINTS ALLOWED	256	213	198	307	252	347	282	286
OPP FIRST DOWNS	228	207	196	258	220	285	228	224
Rushing	42	64	60	79	60	95	69	61
Passing	163	133	120	161	139	166	137	137
Penalty	23	10	16	18	21	24	22	26
OPP YARDS GAINED	3948	3642	3249	4364	4282	4836	4098	3910
Avg per Game	358.9	331.1	295.4	396.7	389.3	439.6	372.5	355.5
OPP RUSHING(net)	805	1030	1013	1361	1354	1622	1319	1288
Avg per Game	73.2	93.6	92.1	123.7	123.1	147.5	119.9	117.1
Rushes	224	279	261	268	288	343	255	275
Yards per Rush	3.6	3.7	3.9	5.1	4.7	4.7	5.2	4.7
OPP PASSING(net)	3143	2612	2236	3003	2928	3214	2779	2622
Avg per Game	285.7	237.5	203.3	273.0	266.2	292.2	252.6	238.4
Passes Att.	397	366	393	399	398	413	374	328
Completed	274	253	227	280	257	278	246	227
Pct Completed	69.0	69.1	57.8	70.2	64.6	67.3	65.8	69.2
Sacked	30	31	32	21	33	24	29	32
Yards Lost	189	188	193	142	213	105	238	213
INTERCEPTED BY	10	7	5	9	12	11	10	4
Yards Returned	259	134	96	100	135	164	136	77
Returned for TD	1	0	0	0	2	2	2	1
OPP PUNT RETURNS	9	24	22	17	25	18	9	16
Avg return	4.6	8.7	8.8	7.3	8.9	8.9	7.6	16.8
OPP KICKOFF RET	34	15	22	26	20	19	24	25
Avg return	23.4	24.5	22.8	21.4	20.6	23.2	24.6	23.0
OPP TOUCHDOWNS	32	23	23	39	28	41	34	36
Rushing	10	7	8	13	8	14	8	8
Passing	21	15	15	25	20	25	25	24
Returns	1	1	0	1	0	2	1	4

**WEEK 12 / THROUGH MONDAY, NOVEMBER 26, 2018**

<b>OFFENSE</b>	<b>Ariz.</b>	<b>G.B.</b>	<b>Clev.</b>	<b>Hou.</b>	<b>Ind.</b>	<b>Jax</b>	<b>Buff.</b>	<b>Miami</b>
GAMES (Won-Lost)	2-9	4-6-1	4-6-1	8-3	6-5	3-8	4-7	5-6
FIRST DOWNS	154	224	220	220	252	213	178	177
Rushing	50	70	70	64	67	66	65	49
Passing	88	143	126	134	160	132	90	110
Penalty	16	11	24	22	25	15	23	18
YDS GAINED (tot)	2557	4242	3896	4104	4270	3811	3013	3450
Avg per Game	232.5	385.6	354.2	373.1	388.2	346.5	273.9	313.6
RUSHING (net)	850	1170	1416	1502	1242	1256	1255	1172
Avg per Game	77.3	106.4	128.7	136.5	112.9	114.2	114.1	106.5
Rushes	241	233	311	339	278	295	318	264
Yards per Rush	3.5	5.0	4.6	4.4	4.5	4.3	3.9	4.4
PASSING (net)	1707	3072	2480	2602	3028	2555	1758	2278
Avg per Game	155.2	279.3	225.5	236.5	275.3	232.3	159.8	207.1
Passes Att.	327	421	397	334	442	400	336	334
Completed	187	259	237	220	301	245	185	217
Pct Completed	57.2	61.5	59.7	65.9	68.1	61.3	55.1	65.0
Yards Gained	1921	3326	2715	2807	3114	2732	2000	2503
Sacked	30	36	35	37	11	31	34	28
Yards Lost	214	254	235	205	86	177	242	225
Had intercepted	15	2	10	9	11	11	16	9
Yards Opp Ret	190	38	142	24	114	139	289	138
Opp TDs on Int	2	1	1	0	1	1	3	1
PUNTS	65	46	69	49	36	55	62	57
Avg Yards	48.8	44.1	44.5	44.2	45.1	43.5	43.6	45.4
PUNT RETURNS	19	23	24	25	13	21	22	17
Avg Return	8.3	7.5	8.5	9.1	11.8	8.5	7.8	14.2
Returned for TD	0	0	0	0	0	0	0	1
KICKOFF RETURNS	23	18	29	13	13	21	23	25
Avg Return	21.8	19.9	19.9	24.2	19.1	19.9	23.0	27.2
Returned for TD	0	0	0	0	0	0	0	1
PENALTIES	68	73	83	76	81	80	87	71
Yards Penalized	505	685	630	556	649	751	752	629
FUMBLES BY	14	17	14	14	12	18	17	9
Fumbles Lost	7	10	3	5	6	11	6	7
Opp Fumbles	17	8	22	18	18	9	23	12
Opp Fum Lost	7	6	13	9	9	3	7	5
POSS. TIME (avg)	25:40	29:45	29:11	29:46	28:52	30:37	30:29	28:19
TOUCHDOWNS	20	29	31	29	39	21	16	25
Rushing	6	8	12	6	7	6	9	4
Passing	12	20	19	20	32	14	6	18
Returns	2	1	0	3	0	1	1	3
EXTRA-PT KICKS	18/18	25/27	18/22	27/28	32/34	18/19	15/15	23/24
2-PT CONVERSIONS	1/2	1/2	4/9	0/1	4/5	0/2	0/1	1/1
FIELD GOALS/FGA	5/8	21/27	13/18	24/29	17/21	17/19	16/17	16/17
POINTS SCORED	155	264	253	273	325	197	161	223

<b>DEFENSE</b>	<b>Ariz.</b>	<b>G.B.</b>	<b>Clev.</b>	<b>Hou.</b>	<b>Ind.</b>	<b>Jax</b>	<b>Buff.</b>	<b>Miami</b>
POINTS ALLOWED	293	267	283	222	273	243	272	283
OPP FIRST DOWNS	247	224	269	202	227	198	212	234
Rushing	92	70	87	56	65	64	74	74
Passing	133	130	160	135	147	107	118	137
Penalty	22	24	22	11	15	27	20	23
OPP YARDS GAINED	4011	3907	4569	3670	3963	3522	3355	4378
Avg per Game	364.6	355.2	415.4	333.6	360.3	320.2	305.0	398.0
OPP RUSHING(net)	1593	1352	1450	1065	1170	1260	1224	1538
Avg per Game	144.8	122.9	131.8	96.8	106.4	114.5	111.3	139.8
Rushes	354	306	304	284	296	302	291	319
Yards per Rush	4.5	4.4	4.8	3.8	4.0	4.2	4.2	4.8
OPP PASSING(net)	2418	2555	3119	2605	2793	2262	2131	2840
Avg per Game	219.8	232.3	283.5	236.8	253.9	205.6	193.7	258.2
Passes Att.	352	363	461	394	379	341	357	361
Completed	243	232	286	255	272	205	227	242
Pct Completed	69.0	63.9	62.0	64.7	71.8	60.1	63.6	67.0
Sacked	37	36	25	34	27	21	28	18
Yards Lost	244	258	160	245	143	151	162	128
INTERCEPTED BY	6	6	14	9	11	8	10	17
Yards Returned	30	78	93	194	155	60	106	222
Returned for TD	0	0	0	2	0	1	0	1
OPP PUNT RETURNS	35	11	32	21	14	21	26	23
Avg return	10.0	8.0	12.2	6.8	3.9	3.8	9.0	9.0
OPP KICKOFF RET	20	26	15	19	21	15	17	7
Avg return	22.1	23.2	23.5	18.8	21.5	17.2	22.9	30.0
OPP TOUCHDOWNS	34	30	34	24	29	26	31	33
Rushing	16	10	15	5	8	10	12	9
Passing	16	19	18	19	18	15	15	21
Returns	2	1	1	0	3	1	4	3



**WEEK 12 / THROUGH MONDAY, NOVEMBER 26, 2018**

OFFENSE	Chi.	NY-G	LA-C	Pitt.	Car.	T.B.	K.C.	Oak.
GAMES (Won-Lost)	8-3	3-8	8-3	7-3-1	6-5	4-7	9-2	2-9
FIRST DOWNS	235	203	238	263	240	289	267	203
Rushing	74	47	75	64	79	59	72	57
Passing	128	143	148	172	145	203	168	133
Penalty	33	13	15	27	16	27	27	13
YDS GAINED (tot)	3843	3864	4422	4629	4078	4997	4777	3721
Avg per Game	349.4	351.3	402.0	420.8	370.7	454.3	434.3	338.3
RUSHING (net)	1267	1009	1417	1052	1522	1083	1274	1093
Avg per Game	115.2	91.7	128.8	95.6	138.4	98.5	115.8	99.4
Rushes	307	221	282	246	287	276	267	259
Yards per Rush	4.1	4.6	5.0	4.3	5.3	3.9	4.8	4.2
PASSING (net)	2576	2855	3005	3577	2556	3914	3503	2628
Avg per Game	234.2	259.5	273.2	325.2	232.4	355.8	318.5	238.9
Passes Att.	359	402	348	477	361	449	391	387
Completed	238	278	240	315	251	301	264	264
Pct Completed	66.3	69.2	69.0	66.0	69.5	67.0	67.5	68.2
Yards Gained	2707	3150	3127	3685	2712	4058	3628	2835
Sacked	23	38	20	16	20	28	20	36
Yards Lost	131	295	122	108	156	144	125	207
Had intercepted	9	7	6	12	7	23	10	8
Yards Opp Ret	78	121	78	66	93	332	104	154
Opp TDs on Int	0	1	1	0	1	3	1	1
PUNTS	41	47	40	48	43	36	31	49
Avg Yards	43.6	46.4	42.9	43.6	45.5	44.7	45.5	43.5
PUNT RETURNS	26	24	28	23	17	21	19	20
Avg Return	12.4	5.1	9.0	8.5	8.0	6.3	12.9	8.2
Returned for TD	0	0	0	0	0	0	1	0
KICKOFF RETURNS	14	32	20	21	17	20	25	16
Avg Return	19.2	24.8	22.9	19.8	21.3	16.9	26.0	22.2
Returned for TD	0	0	0	0	0	0	0	0
PENALTIES	64	73	81	83	59	80	97	71
Yards Penalized	537	666	679	764	502	662	813	599
FUMBLES BY	10	14	10	16	16	17	11	13
Fumbles Lost	6	5	4	7	4	6	3	6
Opp Fumbles	18	10	9	12	14	13	18	8
Opp Fum Lost	9	3	3	6	4	5	6	2
POSS. TIME (avg)	30:49	28:35	31:10	30:45	30:10	31:07	29:22	30:40
TOUCHDOWNS	38	24	37	41	36	37	51	19
Rushing	10	8	10	13	13	8	10	5
Passing	22	15	26	25	22	27	37	13
Returns	6	1	1	3	1	2	4	1
EXTRA-PT KICKS	32/34	18/18	25/32	33/37	28/31	31/35	47/50	17/18
2-PT CONVERSIONS	3/4	3/6	3/5	3/4	2/5	1/2	0/1	1/1
FIELD GOALS/FGA	17/22	23/24	18/22	9/13	13/15	13/17	17/18	18/23
POINTS SCORED	317	237	307	316	287	294	404	187

DEFENSE	Chi.	NY-G	LA-C	Pitt.	Car.	T.B.	K.C.	Oak.
POINTS ALLOWED	211	288	219	249	282	338	294	327
OPP FIRST DOWNS	200	239	213	224	231	243	286	213
Rushing	47	69	68	60	73	79	82	78
Passing	132	144	123	137	145	144	175	117
Penalty	21	26	22	27	13	20	29	18
OPP YARDS GAINED	3477	4156	3683	3576	3921	4301	4562	4290
Avg per Game	316.1	377.8	334.8	325.1	356.5	391.0	414.7	390.0
OPP RUSHING(net)	889	1381	1183	1120	1060	1284	1293	1665
Avg per Game	80.8	125.5	107.5	101.8	96.4	116.7	117.5	151.4
Rushes	248	307	269	266	258	274	261	339
Yards per Rush	3.6	4.5	4.4	4.2	4.1	4.7	5.0	4.9
OPP PASSING(net)	2588	2775	2500	2456	2861	3017	3269	2625
Avg per Game	235.3	252.3	227.3	223.3	260.1	274.3	297.2	238.6
Passes Att.	421	378	372	396	393	368	468	307
Completed	269	247	237	247	263	269	296	194
Pct Completed	63.9	65.3	63.7	62.4	66.9	73.1	63.2	63.2
Sacked	34	14	28	39	25	29	36	10
Yards Lost	213	97	196	267	154	190	251	65
INTERCEPTED BY	20	10	11	6	11	3	11	9
Yards Returned	275	110	205	62	52	7	159	100
Returned for TD	5	1	1	2	0	0	2	1
OPP PUNT RETURNS	15	20	20	15	15	18	13	23
Avg return	7.3	7.6	10.3	11.4	8.1	8.6	2.2	9.0
OPP KICKOFF RET	13	19	41	27	14	20	26	22
Avg return	29.7	19.3	22.8	20.8	24.6	20.6	20.9	22.3
OPP TOUCHDOWNS	25	29	25	29	34	43	35	38
Rushing	4	11	6	8	8	14	13	10
Passing	19	15	16	21	25	26	20	25
Returns	2	3	3	0	1	3	2	3

**WEEK 12 / THROUGH MONDAY, NOVEMBER 26, 2018**

<b>OFFENSE</b>	<b>NY-J</b>	<b>Tenn.</b>	<b>Minn.</b>	<b>N.E.</b>	<b>S.F.</b>	<b>Sea.</b>	<b>Wash.</b>	<b>Phil.</b>
GAMES (Won-Lost)	3-8	5-6	6-4-1	8-3	2-9	6-5	6-5	5-6
FIRST DOWNS	172	193	228	248	239	224	217	235
Rushing	58	64	39	86	80	88	74	64
Passing	103	113	171	144	131	111	122	149
Penalty	11	16	18	18	28	25	21	22
YDS GAINED (tot)	3332	3319	4053	4270	3907	3908	3646	3893
Avg per Game	302.9	301.7	368.5	388.2	355.2	355.3	331.5	353.9
RUSHING (net)	1147	1222	938	1300	1484	1618	1295	1109
Avg per Game	104.3	111.1	85.3	118.2	134.9	147.1	117.7	100.8
Rushes	275	312	240	313	307	351	299	265
Yards per Rush	4.2	3.9	3.9	4.2	4.8	4.6	4.3	4.2
PASSING (net)	2185	2097	3115	2970	2423	2290	2351	2784
Avg per Game	198.6	190.6	283.2	270.0	220.3	208.2	213.7	253.1
Passes Att.	368	303	447	405	351	309	378	413
Completed	202	207	318	265	216	206	235	285
Pct Completed	54.9	68.3	71.1	65.4	61.5	66.7	62.2	69.0
Yards Gained	2345	2341	3289	3081	2703	2531	2502	3006
Sacked	26	39	28	16	35	34	27	34
Yards Lost	160	244	174	111	280	241	151	222
Had intercepted	17	8	7	7	14	5	8	7
Yards Opp Ret	269	130	143	59	198	107	201	59
Opp TDs on Int	2	0	2	0	1	2	1	0
PUNTS	60	51	49	42	49	51	52	45
Avg Yards	46.1	47.8	43.7	46.3	42.6	48.6	43.7	48.8
PUNT RETURNS	19	20	21	15	22	18	9	26
Avg Return	15.1	9.6	8.7	6.5	5.0	6.1	8.9	6.2
Returned for TD	1	0	0	0	0	0	0	0
KICKOFF RETURNS	25	14	14	21	23	21	21	25
Avg Return	23.7	34.8	24.2	28.9	26.3	21.0	19.0	22.2
Returned for TD	0	1	0	1	0	0	0	0
PENALTIES	67	56	63	58	69	79	74	68
Yards Penalized	497	502	520	469	615	636	692	586
FUMBLES BY	17	14	14	10	22	16	12	20
Fumbles Lost	6	5	9	6	8	4	4	9
Opp Fumbles	15	11	20	14	12	15	19	12
Opp Fum Lost	5	3	8	6	3	6	10	3
POSS. TIME (avg)	28:38	30:18	29:52	30:10	30:17	31:10	30:58	31:30
TOUCHDOWNS	22	20	31	35	25	33	24	25
Rushing	7	7	6	13	6	8	10	8
Passing	12	12	22	19	18	25	13	17
Returns	3	1	3	3	1	0	1	0
EXTRA-PT KICKS	20/21	18/18	25/26	34/34	19/21	33/33	22/23	21/21
2-PT CONVERSIONS	0/1	0/1	3/5	0/1	1/4	0/0	0/1	4/4
FIELD GOALS/FGA	23/25	19/22	16/24	21/24	22/23	15/19	18/21	17/21
POINTS SCORED	221	195	265	307	239	276	220	230

<b>DEFENSE</b>	<b>NY-J</b>	<b>Tenn.</b>	<b>Minn.</b>	<b>N.E.</b>	<b>S.F.</b>	<b>Sea.</b>	<b>Wash.</b>	<b>Phil.</b>
POINTS ALLOWED	281	223	246	249	293	243	229	253
OPP FIRST DOWNS	223	210	211	236	228	229	227	210
Rushing	69	70	66	64	65	70	68	51
Passing	136	127	119	156	142	137	140	147
Penalty	18	13	26	16	21	22	19	12
OPP YARDS GAINED	4114	3811	3462	4152	3854	3957	3973	4181
Avg per Game	374.0	346.5	314.7	377.5	350.4	359.7	361.2	380.1
OPP RUSHING(net)	1410	1281	1030	1185	1130	1335	1103	1140
Avg per Game	128.2	116.5	93.6	107.7	102.7	121.4	100.3	103.6
Rushes	320	290	279	267	283	253	259	233
Yards per Rush	4.4	4.4	3.7	4.4	4.0	5.3	4.3	4.9
OPP PASSING(net)	2704	2530	2432	2967	2724	2622	2870	3041
Avg per Game	245.8	230.0	221.1	269.7	247.6	238.4	260.9	276.5
Passes Att.	394	358	358	439	394	362	395	425
Completed	246	237	229	266	244	244	266	281
Pct Completed	62.4	66.2	64.0	60.6	61.9	67.4	67.3	66.1
Sacked	22	27	36	17	26	28	32	28
Yards Lost	180	154	254	129	159	162	207	197
INTERCEPTED BY	10	6	10	12	2	11	11	5
Yards Returned	287	41	156	141	55	98	123	88
Returned for TD	2	0	1	1	1	0	0	0
OPP PUNT RETURNS	33	26	16	18	18	25	18	23
Avg return	8.2	11.2	7.4	12.4	8.9	7.8	7.3	6.7
OPP KICKOFF RET	13	13	25	29	16	23	10	12
Avg return	23.0	30.0	22.9	26.4	25.8	21.8	21.7	25.4
OPP TOUCHDOWNS	32	25	24	27	33	29	28	27
Rushing	10	8	6	5	8	9	9	9
Passing	19	16	14	22	23	18	18	17
Returns	3	1	4	0	2	2	1	1

**WEEK 12 / THROUGH MONDAY, NOVEMBER 26, 2018**

<b>OFFENSE</b>	<b>NFL/Avg</b>
GAMES (Won-Lost)	---
FIRST DOWNS	227.6
Rushing	68.5
Passing	138.9
Penalty	20.2
YDS GAINED (tot)	3974.2
Avg per Game	361.3
RUSHING (net)	1247.9
Avg per Game	113.4
Rushes	283.0
Yards per Rush	4.4
PASSING (net)	2726.3
Avg per Game	247.8
Passes Att.	384.5
Completed	251.2
Pct Completed	65.3
Yards Gained	2909.0
Sacked	27.8
Yards Lost	182.7
Had intercepted	9.3
Yards Opp Ret	124.9
Opp TDs on Int	0.9
PUNTS	46.9
Avg Yards	45.0
PUNT RETURNS	20.0
Avg Return	8.6
Returned for TD	0.1
KICKOFF RETURNS	20.3
Avg Return	22.8
Returned for TD	0.1
PENALTIES	71.7
Yards Penalized	607.7
FUMBLES BY	13.7
Fumbles Lost	5.7
Opp Fumbles	13.7
Opp Fum Lost	5.7
POSS. TIME (avg)	30:00
TOUCHDOWNS	30.6
Rushing	9.3
Passing	19.5
Returns	1.8
EXTRA POINTS(tot)	95%
Kicks Made/2Pt	49%
FIELD GOALS/FGA	17/21
POINTS SCORED	265.7

<b>DEFENSE</b>	<b>NFL/Avg</b>
POINTS ALLOWED	265.7
OPP FIRST DOWNS	227.6
Rushing	68.5
Passing	138.9
Penalty	20.2
OPP YARDS GAINED	3974.2
Avg per Game	361.3
OPP RUSHING(net)	1247.9
Avg per Game	113.4
Rushes	283.0
Yards per Rush	4.4
OPP PASSING(net)	2726.3
Avg per Game	247.8
Passes Att.	384.5
Completed	251.2
Pct Completed	65.3
Sacked	27.8
Yards Lost	182.7
INTERCEPTED BY	9.3
Yards Returned	124.9
Returned for TD	0.9
OPP PUNT RETURNS	20.0
Avg return	8.6
OPP KICKOFF RET	20.3
Avg return	22.8
OPP TOUCHDOWNS	30.6
Rushing	9.3
Passing	19.5
Returns	1.8

**WEEK 12 / THROUGH MONDAY, NOVEMBER 26, 2018**

**AFC / TEAM/OFFENSE RANK**

Tm	(A)	(B)	(C)	(D)	(E)	(F)	(G)	(H)	(I)	(J)	(K)	(L)	(M)	(N)	(O)	(P)	(Q)
BAL	6	11	5	14	6	12	4	4	3	3	10	6	9t	4	6	8	5
BUF	16	16	9	15	16	16	16	14	14	16	15	14	8	12	13	16	2t
CIN	12	8	16	4	8	9	13	6	7	8	11t	3	7	16	11	6	15t
CLE	9	13	3	5	12	14	7	12	9t	13	14	11	13	8	14	9	14
DEN	8	4	4	1	7	7	8	8	8	12	7	16	12	10	7	10	9
HOU	7	7	1	8	10	5	11t	15	9t	9	5t	8	5	9	9	7	10
IND	4t	5	10	6	3	6	5	1	4	1	9	5	16	7	1	2	12
JAC	10	12	8	10	11	13	14	10	11	5	11t	10	14	13	8	13	6
KC	1	1	7	3	2	1	9	5	1	2	1	4	4	5	2	1	1
LAC	3	2	2	2	4	2	1	7	6	10	2	9	9t	15	16	4t	11
MIA	13	9	12	7	13	8	11t	11	15	14	3	2	3	6	5	11	2t
NE	4t	6	6	13	5	4	2	3	5	7	8	15	2	2	10	4t	7
NYJ	14	15	13	12	14	15	15	9	16	15	11t	1	6	3	4	12	4
OAK	11	10	14	11	9	10	3	13	12	11	16	13	11	14	15	15	13
PIT	2	3	15	9	1	3	6	2	2	4	5t	12	15	11	12	3	15t
TEN	15	14	11	16	15	11	10	16	13	6	4	7	1	1	3	14	8

**AFC / OPPONENT/DEFENSE RANK**

Tm	(A)	(B)	(C)	(D)	(E)	(F)	(G)	(H)	(I)	(J)	(K)	(L)	(M)	(N)	(O)	(P)	(Q)	(R)	(S)
BAL	1	1	1	2	2	1	16	4	1	2	5	6	9	3	7	1	4	3	2
BUF	2	2	7	5	1	2	7	5	5	7	3	11	10	10	12	9	13t	15	10
CIN	16	14	15	12	15	14	9	11	15	16	6	7	12	9	3	16	13t	14	16
CLE	15	11	13	13	14	7	2	13	14	5	11	15	13	4	9	12t	1	10	13
DEN	11	12	11	11	12	12	3	3	8	8	12	8	3	13	14	8	3	8	9
HOU	5	4	2	1	7	4	13	2	3	10	13t	4	2	11	10	3	10	7	4
IND	8	8	4	3	10	13	6	9	11	14	9t	3	6	8	11	10	9	6	5
JAC	3	5	8	4	3	5	12	10	2	6	1	2	1	15	15	5	11	11	6
KC	14	13	10	16	16	8	11	6	16	4	15	1	5	7	2	14	8	1	7
LAC	6	6	5	7	5	6	4	8	6t	11	9t	12	8	14	13	2	2	2	3
MIA	13	15	14	14	11	15	1	14	12	12	2	9t	15t	2	1	12t	5	12t	15
NE	10	10	6	10	13	10	8	15	13	13	4	16	14	1	6	6t	16	5	8
NYJ	9	7	12	8	9	9	10	12	9	1	13t	5	11	6	4	11	6	12t	14
OAK	12	16	16	15	8	16	5	16	6t	15	16	9t	7	16	16	15	13t	16	12
PIT	4	3	3	6	4	3	15	1	10	3	8	14	4	5	8	6t	12	4	1
TEN	7	9	9	9	6	11	14	7	4	9	7	13	15t	12	5	4	7	9	11

- (A) Total Yards per Game
- (B) Yards per Play
- (C) Rushing Yards per Game
- (D) Rushing Yards per Attempt
- (E) Passing Net Yards per Game
- (F) Passing Net Yards per Play
- (G) Passing, Percent Had Intercepted
- (H) Sacks per Pass Play
- (I) First Downs per Game
- (J) Third Down Efficiency
- (K) Fourth Down Efficiency
- (L) Punt Return Average
- (M) Kickoff Return Average
- (N) Gross Punting Average
- (O) Net Punting Average
- (P) Points per Game
- (Q) Field Goal Percentage
- (R) Points per Game Differential
- (S) Net Yards per Game Differential

**WEEK 12 / THROUGH MONDAY, NOVEMBER 26, 2018**

**NFC / TEAM/OFFENSE RANK**

Tm	(A)	(B)	(C)	(D)	(E)	(F)	(G)	(H)	(I)	(J)	(K)	(L)	(M)	(N)	(O)	(P)	(Q)
ARI	16	16	16	16	16	16	15	12	16	16	16	5	9	1	4	16	16
ATL	4	4	15	15	2	4	3	8	4	2	14	16	5	16	16	6	1
CAR	6	6	3	1	11	7	10	2	5	6	10	6	11	6	7	5	6
CHI	12	11	8	12	10	5	12	6	7t	5	9	1	14	14	14	3	13
DAL	14	13	5	3	15	14	4	16	14	12	5t	13t	6	9	12	13	8
DET	13	14	10	9	9	13	13	9	9	13	4	8	3	7	15	11	5
GB	5	5	9	2	6	6	1	11	11t	14	15	7	13	11	10	9	12
LAR	2	1	2	5	3	1	6	5	3	4	12t	2	10	10	5	2	9
MIN	7	8	14	14	5	9	5	4	10	7	8	4	4	12	9	8	15
NO	3	3	6	10	4	2	2	1	2	3	1	12	7	4	2	1	3t
NYG	11	7	13	7	7	10	9	13	15	15	12t	13t	2	5	6	12	2
PHI	10	12	11	11	8	12	8	10	7t	8	11	10	8	2	3	14	10
SF	9	9	4	4	12	11	14	14	6	11	7	15	1	15	13	10	3t
SEA	8	10	1	6	14	8	7	15	11t	9	3	11	12	3	1	7	11
TB	1	2	12	13	1	3	16	3	1	1	2	9	16	8	11	4	14
WAS	15	15	7	8	13	15	11	7	13	10	5t	3	15	13	8	15	7

**NFC / OPPONENT/DEFENSE RANK**

Tm	(A)	(B)	(C)	(D)	(E)	(F)	(G)	(H)	(I)	(J)	(K)	(L)	(M)	(N)	(O)	(P)	(Q)	(R)	(S)
ARI	11	4	16	10	1	3	11	1	15	10	7t	15	6	11	6	13t	6	16	16
ATL	16	15	14	14	13	13	9	15	16	16	15	4	3	12	15	15	14t	11	9
CAR	7	8	5	6	11	10	3	14	12	11	10	11	12	15	13	9t	7	7	7
CHI	2	1	2	1	4	1	1	7	1	2	12	5	16	5	2	1	14t	3	5
DAL	3	3	3t	3t	5	6	10	5	2	15	1	13	11	4	5	2	10	5	10
DET	6	13	10	11	6t	14	13	4	5t	8	14	16	8	6	7	11	1	13	12
GB	5	6	13	8	3	4	12	3	5t	6	7t	10	9	9	11	8	5	8	6
LAR	12	14	11	15	10	11	6	9	8t	12	11	7	13	3	1	9t	14t	2	1
MIN	1	2	3t	3t	2	2	4	2	4	1	7t	6	7	8	8	5	12	6	4
NO	8	10	1	2	16	15	8	11	8t	7	5	1	10	2	3	7	4	1	3
NYG	13	9	15	9	9	12	7	16	13	14	16	8	1	13	14	12	13	14	14
PHI	14	11	8	13	15	7	14	13	3	4	13	2	14	10	9	6	8	10	13
SF	4	5	7	5	8	5	16	12	8t	9	3	14	15	1	4	13t	11	15	8
SEA	9	12	12	16	6t	9	2	10	11	3	6	9	5	7	10	4	3	4	11
TB	15	16	9	12	14	16	15	8	14	5	4	12	2	16	16	16	9	12	2
WAS	10	7	6	7	12	8	5	6	7	13	2	3	4	14	12	3	2	9	15

- (A) Total Yards per Game
- (B) Yards per Play
- (C) Rushing Yards per Game
- (D) Rushing Yards per Attempt
- (E) Passing Net Yards per Game
- (F) Passing Net Yards per Play
- (G) Passing, Percent Had Intercepted
- (H) Sacks per Pass Play
- (I) First Downs per Game
- (J) Third Down Efficiency
- (K) Fourth Down Efficiency
- (L) Punt Return Average
- (M) Kickoff Return Average
- (N) Gross Punting Average
- (O) Net Punting Average
- (P) Points per Game
- (Q) Field Goal Percentage
- (R) Points per Game Differential
- (S) Net Yards per Game Differential



**WEEK 12 / THROUGH MONDAY, NOVEMBER 26, 2018**

**NFL / TEAM/OFFENSE RANK**

Tm	(A)	(B)	(C)	(D)	(E)	(F)	(G)	(H)	(I)	(J)	(K)	(L)	(M)	(N)	(O)	(P)	(Q)
BAL	11	25	11	26	14	24	14	5	6	5	20	8	15t	9	15	15	9
BUF	31	31	17	27	31	32	31	28	29	31	29	20	14	25	27	31	6t
CIN	26	15	28	9	17	21	26	7	19	16	22t	3	13	30	23	12t	29t
CLE	18	27	9	12	23	29	19	23	21t	28	27t	15	26	18	28	18	28
DEN	15	10	10	2	15t	17	20	14	20	27	14t	28	24	21	17	19	17
HOU	12	14	4	15	19	9	24t	30	21t	17t	9t	10	9	19	19	14	18
IND	8t	12	18	13	9	13	16	1	7	1	19	7	30	13	3	4	21t
JAC	22	26	16	19	22	26	27	18	24	9	22t	14	27	27	18	28	10
KC	3	1	14	8	3	1	21	6	4	4	2	4	5	10	5	2	5
LAC	6	3	8	3	10	5	9	9	12	22	3	11	15t	29	32	7t	20
MIA	28	20	20	14	27	18	24t	21	30	29	6	2	3	12	14	25	6t
NE	8t	13	12	24	11	8	10	4	8t	14	17t	23	2	7	22	7t	11
NYJ	29	30	22	23	29	30	30	15	31	30	22t	1	11	8	12	26	8
OAK	24	22	25	21	18	22	13	25	26t	26	31	18	19	28	29	30	24
PIT	4	6	27	18	2	7	18	3	5	7	9t	16	28	24	24	6	29t
TEN	30	29	19	29	30	23	22	32	28	11	7	9	1	4	9	29	14
ARI	32	32	32	32	32	31	29	24	32	32	32	17	20	1	6	32	32
ATL	7	7	31	31	4	6	3	17	8t	3	27t	32	10	32	31	11	1
CAR	13	9	3	1	21	12	12	8	10	12	17t	19	22	11	10	10	13
CHI	21	19	15	25	20	10	17	13	13t	10	16	5	29	26	26	5	26
DAL	25	23	6	5	28	27	4	31	25	21	11t	29t	12	16	21	23	16
DET	23	24	23	17	15t	25	23	19	15	23	8	22	7	14	30	21	12
GB	10	8	21	4	8	11	1	22	17t	24	30	21	25	20	16	17	25
LAR	2	2	2	7	5	2	6	12	3	8	22t	6	21	17	7	3	19
MIN	14	16	30	30	7	15	5	11	16	13	14t	13	8	22	13	16	31
NO	5	5	7	20	6	3	2	2	2	6	1	27	17	5	2	1	3t
NYG	20	11	29	11	12	16	11	26	26t	25	22t	29t	6	6	8	22	2
PHI	19	21	24	22	13	20	8	20	13t	15	21	25	18	2	4	24	21t
SF	17	17	5	6	24	19	28	27	11	20	13	31	4	31	25	20	3t
SEA	16	18	1	10	26	14	7	29	17t	17t	5	26	23	3	1	12t	23
TB	1	4	26	28	1	4	32	10	1	2	4	24	32	15	20	9	27
WAS	27	28	13	16	25	28	15	16	23	19	11t	12	31	23	11	27	15

**Team/Offense Rank**

- (A) Total Yards per Game
- (B) Yards per Play
- (C) Rushing Yards per Game
- (D) Rushing Yards per Attempt
- (E) Passing Net Yards per Game
- (F) Passing Net Yards per Play
- (G) Passing, Percent Had Intercepted
- (H) Sacks per Pass Play
- (I) First Downs per Game
- (J) Third Down Efficiency
- (K) Fourth Down Efficiency
- (L) Punt Return Average
- (M) Kickoff Return Average
- (N) Gross Punting Average
- (O) Net Punting Average
- (P) Points per Game
- (Q) Field Goal Percentage

**WEEK 12 / THROUGH MONDAY, NOVEMBER 26, 2018**

**NFL / OPPONENT/DEFENSE RANK**

Tm	(A)	(B)	(C)	(D)	(E)	(F)	(G)	(H)	(I)	(J)	(K)	(L)	(M)	(N)	(O)	(P)	(Q)	(R)	(S)
BAL	1	1	3	6	2	1	28	9	1	3	10t	19	15	8	10	1	9	6	2
BUF	2	3	15	11	1	2	9	13	9	13	5t	25	16	18	20	17	23t	30	25
CIN	32	27	31	24	31	28	15	25	31	32	12	20t	21	16	5	32	23t	29	31
CLE	31	17	28	25	29	11	4	27	30	8	21	30	23	9	13	22t	2	21	28
DEN	25	21	24	23	24	21	5	8	12	18	22	22	5	27	26	13	8	15	21
HOU	8	6	7	5	11	5	21	6	4	20	23t	6	2	24	17	5	18t	10	8
IND	17	14	12	7	20	23	8	20	17t	26	18t	3	9	15	19	18	16t	9	11
JAC	5	7	16	10	3	8	20	24	2	9t	1t	2	1	31	29	8t	20	23	12
KC	30	22	20	29	32	13	19	16	32	6	28	1	7	13	4	28	15	2	13
LAC	9	11	13	14	7	9	6	19	10t	22	18t	27	14	30	24	4	6t	5	4
MIA	29	29	29	26	21	30	2	29	24	23	4	23t	31t	5	1	22t	10t	27t	30
NE	22	16	14	18	25	15	13	30	25	25	7t	31	29	3	8	11t	29	8	15
NYJ	21	13	27	15	16	14	17	26	13	2	23t	16	18	11	6	19	13	27t	29
OAK	26	32	32	28	15	32	7	32	10t	30	32	23t	13	32	31	30	23t	32	27
PIT	6	4	9	12	6	3	27	4	14t	5	17	29	6	10	12	11t	21	7	1
TEN	10	15	17	16	8	16	25	18	6t	19	13t	28	31t	26	7	6	14	20	26
ARI	19	9	30	20	4	7	24	1	28	17	13t	26	12	21	15	26t	10t	31	32
ATL	28	30	25	30	26	26	22	28	29	31	30	8	8	22	30	29	30t	19	17
CAR	14	19	6	9	22	22	10	23	23	21	20	15	25	28	27	20t	12	14	14
CHI	4	2	2	1	10	4	1	11	3	4	26	9	30	7	3	2	30t	4	9
DAL	7	8	4t	3t	12	17	23	7	5	29	1t	18	24	6	14	3	22	12	18
DET	13	26	19	21	13t	27	29	5	14t	15	29	32	19	12	16	24	1	24	20
GB	12	12	23	17	9	10	26	3	14t	12	13t	14	20	19	23	16	6t	16	10
LAR	20	28	21	31	19	24	14	14	19t	24	23t	11	26	4	2	20t	30t	3	3
MIN	3	5	4t	3t	5	6	11	2	8	1	13t	10	17	17	18	10	27	13	7
NO	15	23	1	2	30	29	18	17	19t	14	9	4	22	2	9	15	5	1	6
NYG	23	20	26	19	18	25	16	31	26	28	31	12	3	23	28	25	28	25	23
PHI	24	24	11	27	28	18	30	22	6t	9t	27	5	27	20	21	14	16t	18	22
SF	11	10	10	8	17	12	32	21	19t	16	5t	20t	28	1	11	26t	23t	26	16
SEA	16	25	22	32	13t	20	3	15	22	7	10t	13	11	14	22	8t	4	11	19
TB	27	31	18	22	27	31	31	12	27	11	7t	17	4	29	32	31	18t	22	5
WAS	18	18	8	13	23	19	12	10	17t	27	3	7	10	25	25	7	3	17	24

Opponent/Defense Rank

- (A) Total Yards per Game
- (B) Yards per Play
- (C) Rushing Yards per Game
- (D) Rushing Yards per Attempt
- (E) Passing Net Yards per Game
- (F) Passing Net Yards per Play
- (G) Passing, Percent Had Intercepted
- (H) Sacks per Pass Play
- (I) First Downs per Game
- (J) Third Down Efficiency
- (K) Fourth Down Efficiency
- (L) Punt Return Average
- (M) Kickoff Return Average
- (N) Gross Punting Average
- (O) Net Punting Average
- (P) Points per Game
- (Q) Field Goal Percentage
- Combined Offense/Defense Rank
- (R) Points per Game Differential
- (S) Net Yards per Game Differential

**WEEK 12 / THROUGH MONDAY, NOVEMBER 26, 2018****AFC / TOTAL OFFENSE**

Rank	Team	Total	Rushing	Passing	Total	Rushing	Passing
1)	Kansas City	4777	1274	3503	434.3	115.8	318.5
2)	Pittsburgh	4629	1052	3577	420.8	95.6	325.2
3)	Los Angeles Chargers	4422	1417	3005	402.0	128.8	273.2
4t)	Indianapolis	4270	1242	3028	388.2	112.9	275.3
4t)	New England	4270	1300	2970	388.2	118.2	270.0
6)	Baltimore	4118	1343	2775	374.4	122.1	252.3
7)	Houston	4104	1502	2602	373.1	136.5	236.5
8)	Denver	4027	1372	2655	366.1	124.7	241.4
9)	Cleveland	3896	1416	2480	354.2	128.7	225.5
10)	Jacksonville	3811	1256	2555	346.5	114.2	232.3
11)	Oakland	3721	1093	2628	338.3	99.4	238.9
12)	Cincinnati	3665	1029	2636	333.2	93.5	239.6
13)	Miami	3450	1172	2278	313.6	106.5	207.1
14)	New York Jets	3332	1147	2185	302.9	104.3	198.6
15)	Tennessee	3319	1222	2097	301.7	111.1	190.6
16)	Buffalo	3013	1255	1758	273.9	114.1	159.8

**AFC / TOTAL DEFENSE**

Rank	Team	Total	Rushing	Passing	Total	Rushing	Passing
1)	Baltimore	3249	1013	2236	295.4	92.1	203.3
2)	Buffalo	3355	1224	2131	305.0	111.3	193.7
3)	Jacksonville	3522	1260	2262	320.2	114.5	205.6
4)	Pittsburgh	3576	1120	2456	325.1	101.8	223.3
5)	Houston	3670	1065	2605	333.6	96.8	236.8
6)	Los Angeles Chargers	3683	1183	2500	334.8	107.5	227.3
7)	Tennessee	3811	1281	2530	346.5	116.5	230.0
8)	Indianapolis	3963	1170	2793	360.3	106.4	253.9
9)	New York Jets	4114	1410	2704	374.0	128.2	245.8
10)	New England	4152	1185	2967	377.5	107.7	269.7
11)	Denver	4282	1354	2928	389.3	123.1	266.2
12)	Oakland	4290	1665	2625	390.0	151.4	238.6
13)	Miami	4378	1538	2840	398.0	139.8	258.2
14)	Kansas City	4562	1293	3269	414.7	117.5	297.2
15)	Cleveland	4569	1450	3119	415.4	131.8	283.5
16)	Cincinnati	4836	1622	3214	439.6	147.5	292.2

**WEEK 12 / THROUGH MONDAY, NOVEMBER 26, 2018****NFC / TOTAL OFFENSE**

Rank	Team	Total	Rushing	Passing	Total	Rushing	Passing
1)	Tampa Bay	4997	1083	3914	454.3	98.5	355.8
2)	Los Angeles Rams	4935	1524	3411	448.6	138.5	310.1
3)	New Orleans	4583	1464	3119	416.6	133.1	283.5
4)	Atlanta	4400	914	3486	400.0	83.1	316.9
5)	Green Bay	4242	1170	3072	385.6	106.4	279.3
6)	Carolina	4078	1522	2556	370.7	138.4	232.4
7)	Minnesota	4053	938	3115	368.5	85.3	283.2
8)	Seattle	3908	1618	2290	355.3	147.1	208.2
9)	San Francisco	3907	1484	2423	355.2	134.9	220.3
10)	Philadelphia	3893	1109	2784	353.9	100.8	253.1
11)	New York Giants	3864	1009	2855	351.3	91.7	259.5
12)	Chicago	3843	1267	2576	349.4	115.2	234.2
13)	Detroit	3770	1115	2655	342.7	101.4	241.4
14)	Dallas	3674	1479	2195	334.0	134.5	199.5
15)	Washington	3646	1295	2351	331.5	117.7	213.7
16)	Arizona	2557	850	1707	232.5	77.3	155.2

**NFC / TOTAL DEFENSE**

Rank	Team	Total	Rushing	Passing	Total	Rushing	Passing
1)	Minnesota	3462	1030	2432	314.7	93.6	221.1
2)	Chicago	3477	889	2588	316.1	80.8	235.3
3)	Dallas	3642	1030	2612	331.1	93.6	237.5
4)	San Francisco	3854	1130	2724	350.4	102.7	247.6
5)	Green Bay	3907	1352	2555	355.2	122.9	232.3
6)	Detroit	3910	1288	2622	355.5	117.1	238.4
7)	Carolina	3921	1060	2861	356.5	96.4	260.1
8)	New Orleans	3948	805	3143	358.9	73.2	285.7
9)	Seattle	3957	1335	2622	359.7	121.4	238.4
10)	Washington	3973	1103	2870	361.2	100.3	260.9
11)	Arizona	4011	1593	2418	364.6	144.8	219.8
12)	Los Angeles Rams	4098	1319	2779	372.5	119.9	252.6
13)	New York Giants	4156	1381	2775	377.8	125.5	252.3
14)	Philadelphia	4181	1140	3041	380.1	103.6	276.5
15)	Tampa Bay	4301	1284	3017	391.0	116.7	274.3
16)	Atlanta	4364	1361	3003	396.7	123.7	273.0

**WEEK 12 / THROUGH MONDAY, NOVEMBER 26, 2018****NFL / TOTAL OFFENSE**

Rank	Team	Total	Rushing	Passing	Total	Rushing	Passing
1)	Tampa Bay	4997	1083	3914	454.3	98.5	355.8
2)	Los Angeles Rams	4935	1524	3411	448.6	138.5	310.1
3)	Kansas City	4777	1274	3503	434.3	115.8	318.5
4)	Pittsburgh	4629	1052	3577	420.8	95.6	325.2
5)	New Orleans	4583	1464	3119	416.6	133.1	283.5
6)	Los Angeles Chargers	4422	1417	3005	402.0	128.8	273.2
7)	Atlanta	4400	914	3486	400.0	83.1	316.9
8t)	Indianapolis	4270	1242	3028	388.2	112.9	275.3
8t)	New England	4270	1300	2970	388.2	118.2	270.0
10)	Green Bay	4242	1170	3072	385.6	106.4	279.3
11)	Baltimore	4118	1343	2775	374.4	122.1	252.3
12)	Houston	4104	1502	2602	373.1	136.5	236.5
13)	Carolina	4078	1522	2556	370.7	138.4	232.4
14)	Minnesota	4053	938	3115	368.5	85.3	283.2
15)	Denver	4027	1372	2655	366.1	124.7	241.4
16)	Seattle	3908	1618	2290	355.3	147.1	208.2
17)	San Francisco	3907	1484	2423	355.2	134.9	220.3
18)	Cleveland	3896	1416	2480	354.2	128.7	225.5
19)	Philadelphia	3893	1109	2784	353.9	100.8	253.1
20)	New York Giants	3864	1009	2855	351.3	91.7	259.5
21)	Chicago	3843	1267	2576	349.4	115.2	234.2
22)	Jacksonville	3811	1256	2555	346.5	114.2	232.3
23)	Detroit	3770	1115	2655	342.7	101.4	241.4
24)	Oakland	3721	1093	2628	338.3	99.4	238.9
25)	Dallas	3674	1479	2195	334.0	134.5	199.5
26)	Cincinnati	3665	1029	2636	333.2	93.5	239.6
27)	Washington	3646	1295	2351	331.5	117.7	213.7
28)	Miami	3450	1172	2278	313.6	106.5	207.1
29)	New York Jets	3332	1147	2185	302.9	104.3	198.6
30)	Tennessee	3319	1222	2097	301.7	111.1	190.6
31)	Buffalo	3013	1255	1758	273.9	114.1	159.8
32)	Arizona	2557	850	1707	232.5	77.3	155.2

**NFL / TOTAL DEFENSE**

Rank	Team	Total	Rushing	Passing	Total	Rushing	Passing
1)	Baltimore	3249	1013	2236	295.4	92.1	203.3
2)	Buffalo	3355	1224	2131	305.0	111.3	193.7
3)	Minnesota	3462	1030	2432	314.7	93.6	221.1
4)	Chicago	3477	889	2588	316.1	80.8	235.3
5)	Jacksonville	3522	1260	2262	320.2	114.5	205.6
6)	Pittsburgh	3576	1120	2456	325.1	101.8	223.3
7)	Dallas	3642	1030	2612	331.1	93.6	237.5
8)	Houston	3670	1065	2605	333.6	96.8	236.8
9)	Los Angeles Chargers	3683	1183	2500	334.8	107.5	227.3
10)	Tennessee	3811	1281	2530	346.5	116.5	230.0
11)	San Francisco	3854	1130	2724	350.4	102.7	247.6
12)	Green Bay	3907	1352	2555	355.2	122.9	232.3
13)	Detroit	3910	1288	2622	355.5	117.1	238.4
14)	Carolina	3921	1060	2861	356.5	96.4	260.1
15)	New Orleans	3948	805	3143	358.9	73.2	285.7
16)	Seattle	3957	1335	2622	359.7	121.4	238.4
17)	Indianapolis	3963	1170	2793	360.3	106.4	253.9
18)	Washington	3973	1103	2870	361.2	100.3	260.9
19)	Arizona	4011	1593	2418	364.6	144.8	219.8
20)	Los Angeles Rams	4098	1319	2779	372.5	119.9	252.6
21)	New York Jets	4114	1410	2704	374.0	128.2	245.8
22)	New England	4152	1185	2967	377.5	107.7	269.7
23)	New York Giants	4156	1381	2775	377.8	125.5	252.3
24)	Philadelphia	4181	1140	3041	380.1	103.6	276.5
25)	Denver	4282	1354	2928	389.3	123.1	266.2
26)	Oakland	4290	1665	2625	390.0	151.4	238.6
27)	Tampa Bay	4301	1284	3017	391.0	116.7	274.3
28)	Atlanta	4364	1361	3003	396.7	123.7	273.0
29)	Miami	4378	1538	2840	398.0	139.8	258.2
30)	Kansas City	4562	1293	3269	414.7	117.5	297.2
31)	Cleveland	4569	1450	3119	415.4	131.8	283.5
32)	Cincinnati	4836	1622	3214	439.6	147.5	292.2



**WEEK 12 / THROUGH MONDAY, NOVEMBER 26, 2018**

**AFC / TAKEAWAYS, GIVEAWAYS**

Rank	Team	TAKEAWAYS			GIVEAWAYS			Net Diff
		Int	Fum	Total	Int	Fum	Total	
1)	Cleveland	14	13	27	10	3	13	= +14
2t)	Denver	12	6	18	10	2	12	= +6
2t)	Miami	17	5	22	9	7	16	= +6
4)	New England	12	6	18	7	6	13	= +5
5t)	Houston	9	9	18	9	5	14	= +4
5t)	Kansas City	11	6	17	10	3	13	= +4
5t)	Los Angeles Chargers	11	3	14	6	4	10	= +4
8)	Indianapolis	11	9	20	11	6	17	= +3
9)	Cincinnati	11	3	14	11	2	13	= +1
10)	Oakland	9	2	11	8	6	14	= -3
11)	Tennessee	6	3	9	8	5	13	= -4
12)	Buffalo	10	7	17	16	6	22	= -5
13)	Baltimore	5	3	8	9	5	14	= -6
14)	Pittsburgh	6	6	12	12	7	19	= -7
15)	New York Jets	10	5	15	17	6	23	= -8
16)	Jacksonville	8	3	11	11	11	22	= -11
	<b>Totals</b>	<b>162</b>	<b>89</b>	<b>251</b>	<b>164</b>	<b>84</b>	<b>248</b>	<b>= +3</b>

**NFC / TAKEAWAYS, GIVEAWAYS**

Rank	Team	TAKEAWAYS			GIVEAWAYS			Net Diff
		Int	Fum	Total	Int	Fum	Total	
1)	Chicago	20	9	29	9	6	15	= +14
2)	Los Angeles Rams	10	10	20	6	3	9	= +11
3)	Washington	11	10	21	8	4	12	= +9
4t)	New Orleans	10	7	17	2	7	9	= +8
4t)	Seattle	11	6	17	5	4	9	= +8
6)	Carolina	11	4	15	7	4	11	= +4
7)	Dallas	7	6	13	5	5	10	= +3
8)	Minnesota	10	8	18	7	9	16	= +2
9)	New York Giants	10	3	13	7	5	12	= +1
10)	Green Bay	6	6	12	2	10	12	= 0
11)	Atlanta	9	1	10	5	7	12	= -2
12)	Detroit	4	6	10	11	5	16	= -6
13)	Philadelphia	5	3	8	7	9	16	= -8
14)	Arizona	6	7	13	15	7	22	= -9
15)	San Francisco	2	3	5	14	8	22	= -17
16)	Tampa Bay	3	5	8	23	6	29	= -21
	<b>Totals</b>	<b>135</b>	<b>94</b>	<b>229</b>	<b>133</b>	<b>99</b>	<b>232</b>	<b>= -3</b>

**NFL / TAKEAWAYS, GIVEAWAYS**

Rank	Team	TAKEAWAYS			GIVEAWAYS			Net Diff
		Int	Fum	Total	Int	Fum	Total	
1t)	Cleveland	14	13	27	10	3	13	= +14
1t)	Chicago	20	9	29	9	6	15	= +14
3)	Los Angeles Rams	10	10	20	6	3	9	= +11
4)	Washington	11	10	21	8	4	12	= +9
5t)	New Orleans	10	7	17	2	7	9	= +8
5t)	Seattle	11	6	17	5	4	9	= +8
7t)	Denver	12	6	18	10	2	12	= +6
7t)	Miami	17	5	22	9	7	16	= +6
9)	New England	12	6	18	7	6	13	= +5
10t)	Houston	9	9	18	9	5	14	= +4
10t)	Kansas City	11	6	17	10	3	13	= +4
10t)	Los Angeles Chargers	11	3	14	6	4	10	= +4
10t)	Carolina	11	4	15	7	4	11	= +4
14t)	Indianapolis	11	9	20	11	6	17	= +3
14t)	Dallas	7	6	13	5	5	10	= +3
16)	Minnesota	10	8	18	7	9	16	= +2
17t)	Cincinnati	11	3	14	11	2	13	= +1
17t)	New York Giants	10	3	13	7	5	12	= +1
19)	Green Bay	6	6	12	2	10	12	= 0
20)	Atlanta	9	1	10	5	7	12	= -2
21)	Oakland	9	2	11	8	6	14	= -3
22)	Tennessee	6	3	9	8	5	13	= -4
23)	Buffalo	10	7	17	16	6	22	= -5
24t)	Baltimore	5	3	8	9	5	14	= -6
24t)	Detroit	4	6	10	11	5	16	= -6
26)	Pittsburgh	6	6	12	12	7	19	= -7
27t)	New York Jets	10	5	15	17	6	23	= -8
27t)	Philadelphia	5	3	8	7	9	16	= -8
29)	Arizona	6	7	13	15	7	22	= -9
30)	Jacksonville	8	3	11	11	11	22	= -11
31)	San Francisco	2	3	5	14	8	22	= -17
32)	Tampa Bay	3	5	8	23	6	29	= -21
	<b>Totals</b>	<b>297</b>	<b>183</b>	<b>480</b>	<b>297</b>	<b>183</b>	<b>480</b>	<b>= 0</b>

**WEEK 12 / THROUGH MONDAY, NOVEMBER 26, 2018****AFC / TEAM/OFFENSE INSIDE THE 20**

Rank	Team	Poss	Pts	TD	TD%	FG	Score	Score%
1)	Cincinnati	32	184	25	78.1	4	29	90.6
2)	Pittsburgh	33	185	25	75.8	4	29	87.9
3)	Kansas City	49	277	35	71.4	12	47	95.9
4)	Indianapolis	45	250	31	68.9	11	42	93.3
5)	Cleveland	34	182	23	67.6	8	31	91.2
6)	Baltimore	41	213	26	63.4	11	37	90.2
7)	New England	38	203	24	63.2	12	36	94.7
8)	Los Angeles Chargers	38	189	23	60.5	11	34	89.5
9)	Buffalo	22	114	13	59.1	8	21	95.5
10)	Denver	34	158	19	55.9	9	28	82.4
11)	Tennessee	30	140	16	53.3	10	26	86.7
12)	Jacksonville	25	109	13	52.0	7	20	80.0
13)	Houston	43	196	21	48.8	17	38	88.4
14)	Oakland	31	131	14	45.2	11	25	80.6
15)	Miami	22	86	9	40.9	8	17	77.3
16)	New York Jets	27	106	11	40.7	10	21	77.8

**AFC / OPPONENTS/DEFENSE INSIDE THE 20**

Rank	Team	Poss	Pts	TD	TD%	FG	Score	Score%
1)	Los Angeles Chargers	35	144	16	45.7	11	27	77.1
2)	Tennessee	31	135	15	48.4	10	25	80.6
3)	New York Jets	35	160	17	48.6	14	31	88.6
4)	Indianapolis	32	160	17	53.1	14	31	96.9
5)	Oakland	41	199	22	53.7	15	37	90.2
6)	Jacksonville	31	162	18	58.1	12	30	96.8
7t)	Denver	34	166	20	58.8	10	30	88.2
7t)	Pittsburgh	34	169	20	58.8	10	30	88.2
9)	Miami	39	181	23	59.0	7	30	76.9
10)	New England	37	187	22	59.5	11	33	89.2
11)	Baltimore	29	151	19	65.5	7	26	89.7
12)	Cleveland	39	198	26	66.7	6	32	82.1
13)	Buffalo	35	190	24	68.6	9	33	94.3
14)	Houston	29	161	20	69.0	7	27	93.1
15)	Kansas City	39	208	27	69.2	8	35	89.7
16)	Cincinnati	44	248	31	70.5	10	41	93.2

**WEEK 12 / THROUGH MONDAY, NOVEMBER 26, 2018****NFC / TEAM/OFFENSE INSIDE THE 20**

Rank	Team	Poss	Pts	TD	TD%	FG	Score	Score%
1)	New Orleans	52	300	38	73.1	11	49	94.2
2)	Arizona	19	103	13	68.4	4	17	89.5
3)	Carolina	41	211	28	68.3	6	34	82.9
4t)	Chicago	36	191	24	66.7	8	32	88.9
4t)	Seattle	36	195	24	66.7	9	33	91.7
6)	Atlanta	34	175	22	64.7	7	29	85.3
7)	Green Bay	34	175	21	61.8	10	31	91.2
8)	Tampa Bay	42	197	25	59.5	8	33	78.6
9)	Los Angeles Rams	59	291	34	57.6	18	52	88.1
10)	Washington	32	157	18	56.3	11	29	90.6
11)	Philadelphia	38	190	21	55.3	13	34	89.5
12)	Dallas	32	152	17	53.1	11	28	87.5
13)	Detroit	37	174	19	51.4	15	34	91.9
14)	Minnesota	35	157	18	51.4	11	29	82.9
15)	New York Giants	36	167	17	47.2	16	33	91.7
16)	San Francisco	34	153	16	47.1	15	31	91.2

**NFC / OPPONENTS/DEFENSE INSIDE THE 20**

Rank	Team	Poss	Pts	TD	TD%	FG	Score	Score%
1)	Minnesota	37	162	16	43.2	16	32	86.5
2)	Philadelphia	42	184	20	47.6	16	36	85.7
3)	Dallas	31	139	15	48.4	12	27	87.1
4t)	New York Giants	40	189	20	50.0	16	36	90.0
4t)	Washington	34	145	17	50.0	9	26	76.5
6)	Green Bay	37	172	20	54.1	11	31	83.8
7)	Seattle	36	170	20	55.6	11	31	86.1
8)	San Francisco	42	216	25	59.5	14	39	92.9
9)	Detroit	35	169	21	60.0	9	30	85.7
10)	Arizona	38	199	23	60.5	13	36	94.7
11)	Chicago	28	133	17	60.7	6	23	82.1
12)	New Orleans	34	181	23	67.6	7	30	88.2
13)	Los Angeles Rams	32	177	22	68.8	8	30	93.8
14)	Atlanta	41	229	30	73.2	8	38	92.7
15)	Carolina	32	187	24	75.0	6	30	93.8
16)	Tampa Bay	38	240	33	86.8	3	36	94.7

**WEEK 12 / THROUGH MONDAY, NOVEMBER 26, 2018**

**NFL / TEAM/OFFENSE INSIDE THE 20**

Rank	Team	Poss	Pts	TD	TD%	FG	Score	Score%
1)	Cincinnati	32	184	25	78.1	4	29	90.6
2)	Pittsburgh	33	185	25	75.8	4	29	87.9
3)	New Orleans	52	300	38	73.1	11	49	94.2
4)	Kansas City	49	277	35	71.4	12	47	95.9
5)	Indianapolis	45	250	31	68.9	11	42	93.3
6)	Arizona	19	103	13	68.4	4	17	89.5
7)	Carolina	41	211	28	68.3	6	34	82.9
8)	Cleveland	34	182	23	67.6	8	31	91.2
9t)	Chicago	36	191	24	66.7	8	32	88.9
9t)	Seattle	36	195	24	66.7	9	33	91.7
11)	Atlanta	34	175	22	64.7	7	29	85.3
12)	Baltimore	41	213	26	63.4	11	37	90.2
13)	New England	38	203	24	63.2	12	36	94.7
14)	Green Bay	34	175	21	61.8	10	31	91.2
15)	Los Angeles Chargers	38	189	23	60.5	11	34	89.5
16)	Tampa Bay	42	197	25	59.5	8	33	78.6
17)	Buffalo	22	114	13	59.1	8	21	95.5
18)	Los Angeles Rams	59	291	34	57.6	18	52	88.1
19)	Washington	32	157	18	56.3	11	29	90.6
20)	Denver	34	158	19	55.9	9	28	82.4
21)	Philadelphia	38	190	21	55.3	13	34	89.5
22)	Tennessee	30	140	16	53.3	10	26	86.7
23)	Dallas	32	152	17	53.1	11	28	87.5
24)	Jacksonville	25	109	13	52.0	7	20	80.0
25)	Detroit	37	174	19	51.4	15	34	91.9
26)	Minnesota	35	157	18	51.4	11	29	82.9
27)	Houston	43	196	21	48.8	17	38	88.4
28)	New York Giants	36	167	17	47.2	16	33	91.7
29)	San Francisco	34	153	16	47.1	15	31	91.2
30)	Oakland	31	131	14	45.2	11	25	80.6
31)	Miami	22	86	9	40.9	8	17	77.3
32)	New York Jets	27	106	11	40.7	10	21	77.8

**NFL / OPPONENTS/DEFENSE INSIDE THE 20**

Rank	Team	Poss	Pts	TD	TD%	FG	Score	Score%
1)	Minnesota	37	162	16	43.2	16	32	86.5
2)	Los Angeles Chargers	35	144	16	45.7	11	27	77.1
3)	Philadelphia	42	184	20	47.6	16	36	85.7
4t)	Dallas	31	139	15	48.4	12	27	87.1
4t)	Tennessee	31	135	15	48.4	10	25	80.6
6)	New York Jets	35	160	17	48.6	14	31	88.6
7t)	New York Giants	40	189	20	50.0	16	36	90.0
7t)	Washington	34	145	17	50.0	9	26	76.5
9)	Indianapolis	32	160	17	53.1	14	31	96.9
10)	Oakland	41	199	22	53.7	15	37	90.2
11)	Green Bay	37	172	20	54.1	11	31	83.8
12)	Seattle	36	170	20	55.6	11	31	86.1
13)	Jacksonville	31	162	18	58.1	12	30	96.8
14t)	Denver	34	166	20	58.8	10	30	88.2
14t)	Pittsburgh	34	169	20	58.8	10	30	88.2
16)	Miami	39	181	23	59.0	7	30	76.9
17)	New England	37	187	22	59.5	11	33	89.2
18)	San Francisco	42	216	25	59.5	14	39	92.9
19)	Detroit	35	169	21	60.0	9	30	85.7
20)	Arizona	38	199	23	60.5	13	36	94.7
21)	Chicago	28	133	17	60.7	6	23	82.1
22)	Baltimore	29	151	19	65.5	7	26	89.7
23)	Cleveland	39	198	26	66.7	6	32	82.1
24)	New Orleans	34	181	23	67.6	7	30	88.2
25)	Buffalo	35	190	24	68.6	9	33	94.3
26)	Los Angeles Rams	32	177	22	68.8	8	30	93.8
27)	Houston	29	161	20	69.0	7	27	93.1
28)	Kansas City	39	208	27	69.2	8	35	89.7
29)	Cincinnati	44	248	31	70.5	10	41	93.2
30)	Atlanta	41	229	30	73.2	8	38	92.7
31)	Carolina	32	187	24	75.0	6	30	93.8
32)	Tampa Bay	38	240	33	86.8	3	36	94.7

**WEEK 12 / THROUGH MONDAY, NOVEMBER 26, 2018**

**AFC / OFFENSE/TEAMS: FIRST DOWNS, THIRD DOWNS, FOURTH DOWNS**

Rank	Team	FIRST DOWNS				THIRD DOWNS			FOURTH DOWNS		
		Total	Rush	Pass	Pen	Made	Att	Pct	Made	Att	Pct
1)	Kansas City	267	72	168	27	55	116	47.4	6	7	85.7
2)	Pittsburgh	263	64	172	27	64	140	45.7	5	8	62.5
3)	Baltimore	255	93	142	20	76	161	47.2	7	13	53.8
4)	Indianapolis	252	67	160	25	75	148	50.7	6	11	54.5
5)	New England	248	86	144	18	55	138	39.9	5	9	55.6
6)	Los Angeles Chargers	238	75	148	15	45	119	37.8	5	6	83.3
7)	Cincinnati	223	58	143	22	47	122	38.5	6	12	50.0
8)	Denver	222	76	126	20	47	137	34.3	7	12	58.3
9t)	Cleveland	220	70	126	24	53	156	34.0	7	15	46.7
9t)	Houston	220	64	134	22	54	141	38.3	5	8	62.5
11)	Jacksonville	213	66	132	15	71	164	43.3	6	12	50.0
12)	Oakland	203	57	133	13	48	136	35.3	4	13	30.8
13)	Tennessee	193	64	113	16	63	149	42.3	6	9	66.7
14)	Buffalo	178	65	90	23	46	153	30.1	5	12	41.7
15)	Miami	177	49	110	18	46	137	33.6	7	10	70.0
16)	New York Jets	172	58	103	11	44	146	30.1	7	14	50.0
<b>Totals</b>		<b>3544</b>	<b>1084</b>	<b>2144</b>	<b>316</b>	<b>889</b>	<b>2263</b>	<b>39.3</b>	<b>94</b>	<b>171</b>	<b>55.0</b>

**AFC / DEFENSE/OPPONENTS: FIRST DOWNS, THIRD DOWNS, FOURTH DOWNS**

Rank	Team	FIRST DOWNS				THIRD DOWNS			FOURTH DOWNS		
		Total	Rush	Pass	Pen	Made	Att	Pct	Made	Att	Pct
1)	Baltimore	196	60	120	16	53	152	34.9	7	14	50.0
2)	Jacksonville	198	64	107	27	53	142	37.3	2	7	28.6
3)	Houston	202	56	135	11	64	161	39.8	7	11	63.6
4)	Tennessee	210	70	127	13	54	136	39.7	6	11	54.5
5)	Buffalo	212	74	118	20	55	144	38.2	3	7	42.9
6t)	Los Angeles Chargers	213	68	123	22	57	141	40.4	8	14	57.1
6t)	Oakland	213	78	117	18	62	135	45.9	3	3	100.0
8)	Denver	220	60	139	21	59	149	39.6	5	8	62.5
9)	New York Jets	223	69	136	18	53	156	34.0	7	11	63.6
10)	Pittsburgh	224	60	137	27	50	140	35.7	5	9	55.6
11)	Indianapolis	227	65	147	15	59	137	43.1	4	7	57.1
12)	Miami	234	74	137	23	54	130	41.5	5	12	41.7
13)	New England	236	64	156	16	62	144	43.1	5	11	45.5
14)	Cleveland	269	87	160	22	53	145	36.6	8	13	61.5
15)	Cincinnati	285	95	166	24	86	156	55.1	7	13	53.8
16)	Kansas City	286	82	175	29	49	135	36.3	15	22	68.2
<b>Totals</b>		<b>3648</b>	<b>1126</b>	<b>2200</b>	<b>322</b>	<b>923</b>	<b>2303</b>	<b>40.1</b>	<b>97</b>	<b>173</b>	<b>56.1</b>

**NFC / OFFENSE/TEAMS: FIRST DOWNS, THIRD DOWNS, FOURTH DOWNS**

Rank	Team	FIRST DOWNS				THIRD DOWNS			FOURTH DOWNS		
		Total	Rush	Pass	Pen	Made	Att	Pct	Made	Att	Pct
1)	Tampa Bay	289	59	203	27	63	127	49.6	8	10	80.0
2)	New Orleans	282	99	159	24	59	126	46.8	11	12	91.7
3)	Los Angeles Rams	279	85	173	21	58	131	44.3	5	10	50.0
4)	Atlanta	248	53	175	20	72	146	49.3	7	15	46.7
5)	Carolina	240	79	145	16	49	121	40.5	5	9	55.6
6)	San Francisco	239	80	131	28	49	129	38.0	3	5	60.0
7t)	Chicago	235	74	128	33	57	134	42.5	4	7	57.1
7t)	Philadelphia	235	64	149	22	55	140	39.3	8	15	53.3
9)	Detroit	230	62	148	20	53	141	37.6	9	14	64.3
10)	Minnesota	228	39	171	18	58	145	40.0	7	12	58.3
11t)	Green Bay	224	70	143	11	50	135	37.0	4	12	33.3
11t)	Seattle	224	88	111	25	54	141	38.3	9	12	75.0
13)	Washington	217	74	122	21	56	147	38.1	8	13	61.5
14)	Dallas	211	84	111	16	55	145	37.9	8	13	61.5
15)	New York Giants	203	47	143	13	49	133	36.8	6	12	50.0
16)	Arizona	154	50	88	16	38	129	29.5	2	9	22.2
	<b>Totals</b>	<b>3738</b>	<b>1107</b>	<b>2300</b>	<b>331</b>	<b>875</b>	<b>2170</b>	<b>40.3</b>	<b>104</b>	<b>180</b>	<b>57.8</b>

**NFC / DEFENSE/OPPONENTS: FIRST DOWNS, THIRD DOWNS, FOURTH DOWNS**

Rank	Team	FIRST DOWNS				THIRD DOWNS			FOURTH DOWNS		
		Total	Rush	Pass	Pen	Made	Att	Pct	Made	Att	Pct
1)	Chicago	200	47	132	21	53	151	35.1	11	17	64.7
2)	Dallas	207	64	133	10	62	141	44.0	2	7	28.6
3)	Philadelphia	210	51	147	12	53	142	37.3	8	12	66.7
4)	Minnesota	211	66	119	26	34	123	27.6	6	11	54.5
5t)	Detroit	224	61	137	26	46	118	39.0	7	10	70.0
5t)	Green Bay	224	70	130	24	58	152	38.2	6	11	54.5
7)	Washington	227	68	140	19	57	132	43.2	4	11	36.4
8t)	Los Angeles Rams	228	69	137	22	52	125	41.6	7	11	63.6
8t)	New Orleans	228	42	163	23	46	120	38.3	11	23	47.8
8t)	San Francisco	228	65	142	21	57	146	39.0	3	7	42.9
11)	Seattle	229	70	137	22	43	118	36.4	3	6	50.0
12)	Carolina	231	73	145	13	51	128	39.8	9	15	60.0
13)	New York Giants	239	69	144	26	60	138	43.5	7	8	87.5
14)	Tampa Bay	243	79	144	20	46	123	37.4	5	11	45.5
15)	Arizona	247	92	133	22	56	143	39.2	6	11	54.5
16)	Atlanta	258	79	161	18	67	130	51.5	6	7	85.7
	<b>Totals</b>	<b>3634</b>	<b>1065</b>	<b>2244</b>	<b>325</b>	<b>841</b>	<b>2130</b>	<b>39.5</b>	<b>101</b>	<b>178</b>	<b>56.7</b>



**WEEK 12 / THROUGH MONDAY, NOVEMBER 26, 2018**

**NFL / OFFENSE/TEAMS: FIRST DOWNS, THIRD DOWNS, FOURTH DOWNS**

Rank	Team	FIRST DOWNS				THIRD DOWNS			FOURTH DOWNS		
		Total	Rush	Pass	Pen	Made	Att	Pct	Made	Att	Pct
1)	Tampa Bay	289	59	203	27	63	127	49.6	8	10	80.0
2)	New Orleans	282	99	159	24	59	126	46.8	11	12	91.7
3)	Los Angeles Rams	279	85	173	21	58	131	44.3	5	10	50.0
4)	Kansas City	267	72	168	27	55	116	47.4	6	7	85.7
5)	Pittsburgh	263	64	172	27	64	140	45.7	5	8	62.5
6)	Baltimore	255	93	142	20	76	161	47.2	7	13	53.8
7)	Indianapolis	252	67	160	25	75	148	50.7	6	11	54.5
8t)	New England	248	86	144	18	55	138	39.9	5	9	55.6
8t)	Atlanta	248	53	175	20	72	146	49.3	7	15	46.7
10)	Carolina	240	79	145	16	49	121	40.5	5	9	55.6
11)	San Francisco	239	80	131	28	49	129	38.0	3	5	60.0
12)	Los Angeles Chargers	238	75	148	15	45	119	37.8	5	6	83.3
13t)	Chicago	235	74	128	33	57	134	42.5	4	7	57.1
13t)	Philadelphia	235	64	149	22	55	140	39.3	8	15	53.3
15)	Detroit	230	62	148	20	53	141	37.6	9	14	64.3
16)	Minnesota	228	39	171	18	58	145	40.0	7	12	58.3
17t)	Green Bay	224	70	143	11	50	135	37.0	4	12	33.3
17t)	Seattle	224	88	111	25	54	141	38.3	9	12	75.0
19)	Cincinnati	223	58	143	22	47	122	38.5	6	12	50.0
20)	Denver	222	76	126	20	47	137	34.3	7	12	58.3
21t)	Cleveland	220	70	126	24	53	156	34.0	7	15	46.7
21t)	Houston	220	64	134	22	54	141	38.3	5	8	62.5
23)	Washington	217	74	122	21	56	147	38.1	8	13	61.5
24)	Jacksonville	213	66	132	15	71	164	43.3	6	12	50.0
25)	Dallas	211	84	111	16	55	145	37.9	8	13	61.5
26t)	Oakland	203	57	133	13	48	136	35.3	4	13	30.8
26t)	New York Giants	203	47	143	13	49	133	36.8	6	12	50.0
28)	Tennessee	193	64	113	16	63	149	42.3	6	9	66.7
29)	Buffalo	178	65	90	23	46	153	30.1	5	12	41.7
30)	Miami	177	49	110	18	46	137	33.6	7	10	70.0
31)	New York Jets	172	58	103	11	44	146	30.1	7	14	50.0
32)	Arizona	154	50	88	16	38	129	29.5	2	9	22.2
<b>Totals</b>		<b>7282</b>	<b>2191</b>	<b>4444</b>	<b>647</b>	<b>1764</b>	<b>4433</b>	<b>39.8</b>	<b>198</b>	<b>351</b>	<b>56.4</b>

**NFL / DEFENSE/OPPONENTS: FIRST DOWNS, THIRD DOWNS, FOURTH DOWNS**

Rank	Team	FIRST DOWNS				THIRD DOWNS			FOURTH DOWNS		
		Total	Rush	Pass	Pen	Made	Att	Pct	Made	Att	Pct
1)	Baltimore	196	60	120	16	53	152	34.9	7	14	50.0
2)	Jacksonville	198	64	107	27	53	142	37.3	2	7	28.6
3)	Chicago	200	47	132	21	53	151	35.1	11	17	64.7
4)	Houston	202	56	135	11	64	161	39.8	7	11	63.6
5)	Dallas	207	64	133	10	62	141	44.0	2	7	28.6
6t)	Tennessee	210	70	127	13	54	136	39.7	6	11	54.5
6t)	Philadelphia	210	51	147	12	53	142	37.3	8	12	66.7
8)	Minnesota	211	66	119	26	34	123	27.6	6	11	54.5
9)	Buffalo	212	74	118	20	55	144	38.2	3	7	42.9
10t)	Los Angeles Chargers	213	68	123	22	57	141	40.4	8	14	57.1
10t)	Oakland	213	78	117	18	62	135	45.9	3	3	100.0
12)	Denver	220	60	139	21	59	149	39.6	5	8	62.5
13)	New York Jets	223	69	136	18	53	156	34.0	7	11	63.6
14t)	Pittsburgh	224	60	137	27	50	140	35.7	5	9	55.6
14t)	Detroit	224	61	137	26	46	118	39.0	7	10	70.0
14t)	Green Bay	224	70	130	24	58	152	38.2	6	11	54.5
17t)	Indianapolis	227	65	147	15	59	137	43.1	4	7	57.1
17t)	Washington	227	68	140	19	57	132	43.2	4	11	36.4
19t)	Los Angeles Rams	228	69	137	22	52	125	41.6	7	11	63.6
19t)	New Orleans	228	42	163	23	46	120	38.3	11	23	47.8
19t)	San Francisco	228	65	142	21	57	146	39.0	3	7	42.9
22)	Seattle	229	70	137	22	43	118	36.4	3	6	50.0
23)	Carolina	231	73	145	13	51	128	39.8	9	15	60.0
24)	Miami	234	74	137	23	54	130	41.5	5	12	41.7
25)	New England	236	64	156	16	62	144	43.1	5	11	45.5
26)	New York Giants	239	69	144	26	60	138	43.5	7	8	87.5
27)	Tampa Bay	243	79	144	20	46	123	37.4	5	11	45.5
28)	Arizona	247	92	133	22	56	143	39.2	6	11	54.5
29)	Atlanta	258	79	161	18	67	130	51.5	6	7	85.7
30)	Cleveland	269	87	160	22	53	145	36.6	8	13	61.5
31)	Cincinnati	285	95	166	24	86	156	55.1	7	13	53.8
32)	Kansas City	286	82	175	29	49	135	36.3	15	22	68.2
<b>Totals</b>		<b>7282</b>	<b>2191</b>	<b>4444</b>	<b>647</b>	<b>1764</b>	<b>4433</b>	<b>39.8</b>	<b>198</b>	<b>351</b>	<b>56.4</b>

**WEEK 12 / THROUGH MONDAY, NOVEMBER 26, 2018****AFC / FIRST-DOWN PLAYS BY TEAMS**

Rank	Team	Yds/Play	Plays	Yards
1)	Los Angeles Chargers	7.07	313	2214
2)	Kansas City	6.80	337	2290
3)	Denver	6.78	314	2129
4)	Indianapolis	6.11	331	2024
5)	New England	5.95	338	2012
6)	Pittsburgh	5.91	348	2056
7)	Cincinnati	5.87	301	1766
8)	Oakland	5.65	303	1711
9)	Miami	5.48	273	1495
10)	Cleveland	5.41	333	1801
11)	Baltimore	5.21	345	1797
12)	Jacksonville	5.14	313	1609
13)	Houston	5.08	318	1617
14)	New York Jets	5.01	288	1443
15)	Tennessee	4.66	280	1304
16)	Buffalo	4.64	291	1349
	<b>TOTAL</b>	<b>5.69</b>	<b>5026</b>	<b>28617</b>

**AFC / FIRST-DOWN PLAYS BY OPPONENTS**

Rank	Team	Yds/Play	Plays	Yards
1)	Baltimore	4.65	293	1363
2)	Houston	4.91	304	1492
3)	Jacksonville	5.16	291	1501
4)	Buffalo	5.19	306	1589
5)	Indianapolis	5.37	320	1718
6)	Pittsburgh	5.40	320	1729
7)	Miami	5.72	323	1847
8)	New England	5.76	328	1890
9)	Los Angeles Chargers	5.80	304	1764
10)	Tennessee	5.86	298	1747
11)	Denver	6.03	317	1911
12)	New York Jets	6.12	332	2031
13)	Oakland	6.22	294	1829
14)	Cleveland	6.24	384	2397
15)	Cincinnati	6.37	358	2280
16)	Kansas City	6.66	367	2446
	<b>TOTAL</b>	<b>5.75</b>	<b>5139</b>	<b>29534</b>

**WEEK 12 / THROUGH MONDAY, NOVEMBER 26, 2018****NFC / FIRST-DOWN PLAYS BY TEAMS**

Rank	Team	Yds/Play	Plays	Yards
1)	Los Angeles Rams	7.28	353	2571
2)	New Orleans	7.03	346	2433
3)	Tampa Bay	6.77	376	2546
4)	Carolina	6.35	319	2027
5)	Green Bay	6.26	315	1972
6)	Atlanta	6.24	322	2008
7)	San Francisco	6.22	332	2064
8)	Minnesota	6.04	324	1956
9)	Dallas	5.58	300	1674
10)	New York Giants	5.54	292	1617
11)	Philadelphia	5.52	323	1784
12)	Chicago	5.47	316	1727
13)	Seattle	5.34	306	1633
14)	Washington	4.99	308	1538
15)	Arizona	4.99	258	1287
16)	Detroit	4.75	313	1487
	<b>TOTAL</b>	<b>5.94</b>	<b>5103</b>	<b>30324</b>

**NFC / FIRST-DOWN PLAYS BY OPPONENTS**

Rank	Team	Yds/Play	Plays	Yards
1)	Chicago	4.37	297	1298
2)	Dallas	4.60	298	1371
3)	Minnesota	5.33	313	1668
4)	Washington	5.45	316	1721
5)	Arizona	5.47	338	1849
6)	Carolina	5.55	308	1708
7)	Green Bay	5.80	310	1797
8)	New York Giants	6.00	323	1937
9)	San Francisco	6.03	321	1937
10)	Seattle	6.22	310	1929
11)	Detroit	6.38	296	1887
12)	New Orleans	6.42	301	1931
13)	Los Angeles Rams	6.42	307	1972
14)	Philadelphia	6.64	302	2006
15)	Tampa Bay	6.76	322	2176
16)	Atlanta	6.77	328	2220
	<b>TOTAL</b>	<b>5.89</b>	<b>4990</b>	<b>29407</b>

**WEEK 12 / THROUGH MONDAY, NOVEMBER 26, 2018****NFL / FIRST-DOWN PLAYS BY TEAMS**

Rank	Team	Yds/Play	Plays	Yards
1)	Los Angeles Rams	7.28	353	2571
2)	Los Angeles Chargers	7.07	313	2214
3)	New Orleans	7.03	346	2433
4)	Kansas City	6.80	337	2290
5)	Denver	6.78	314	2129
6)	Tampa Bay	6.77	376	2546
7)	Carolina	6.35	319	2027
8)	Green Bay	6.26	315	1972
9)	Atlanta	6.24	322	2008
10)	San Francisco	6.22	332	2064
11)	Indianapolis	6.11	331	2024
12)	Minnesota	6.04	324	1956
13)	New England	5.95	338	2012
14)	Pittsburgh	5.91	348	2056
15)	Cincinnati	5.87	301	1766
16)	Oakland	5.65	303	1711
17)	Dallas	5.58	300	1674
18)	New York Giants	5.54	292	1617
19)	Philadelphia	5.52	323	1784
20)	Miami	5.48	273	1495
21)	Chicago	5.47	316	1727
22)	Cleveland	5.41	333	1801
23)	Seattle	5.34	306	1633
24)	Baltimore	5.21	345	1797
25)	Jacksonville	5.14	313	1609
26)	Houston	5.08	318	1617
27)	New York Jets	5.01	288	1443
28)	Washington	4.99	308	1538
29)	Arizona	4.99	258	1287
30)	Detroit	4.75	313	1487
31)	Tennessee	4.66	280	1304
32)	Buffalo	4.64	291	1349
	<b>TOTAL</b>	<b>5.82</b>	<b>10129</b>	<b>58941</b>

**NFL / FIRST-DOWN PLAYS BY OPPONENTS**

Rank	Team	Yds/Play	Plays	Yards
1)	Chicago	4.37	297	1298
2)	Dallas	4.60	298	1371
3)	Baltimore	4.65	293	1363
4)	Houston	4.91	304	1492
5)	Jacksonville	5.16	291	1501
6)	Buffalo	5.19	306	1589
7)	Minnesota	5.33	313	1668
8)	Indianapolis	5.37	320	1718
9)	Pittsburgh	5.40	320	1729
10)	Washington	5.45	316	1721
11)	Arizona	5.47	338	1849
12)	Carolina	5.55	308	1708
13)	Miami	5.72	323	1847
14)	New England	5.76	328	1890
15)	Green Bay	5.80	310	1797
16)	Los Angeles Chargers	5.80	304	1764
17)	Tennessee	5.86	298	1747
18)	New York Giants	6.00	323	1937
19)	Denver	6.03	317	1911
20)	San Francisco	6.03	321	1937
21)	New York Jets	6.12	332	2031
22)	Oakland	6.22	294	1829
23)	Seattle	6.22	310	1929
24)	Cleveland	6.24	384	2397
25)	Cincinnati	6.37	358	2280
26)	Detroit	6.38	296	1887
27)	New Orleans	6.42	301	1931
28)	Los Angeles Rams	6.42	307	1972
29)	Philadelphia	6.64	302	2006
30)	Kansas City	6.66	367	2446
31)	Tampa Bay	6.76	322	2176
32)	Atlanta	6.77	328	2220
	<b>TOTAL</b>	<b>5.82</b>	<b>10129</b>	<b>58941</b>

**WEEK 12 / THROUGH MONDAY, NOVEMBER 26, 2018**

**AFC / KICKOFFS (Receiving Team)**

Rank	Team	TotKO	AdjKO	TB	TB%	EZ	EZ%	OB	I20	Avg.Start
1)	Tennessee	49	49	35	71.4	39	79.6	0	0	28.7
2)	Kansas City	60	56	33	58.9	43	71.7	1	2	27.1
3)	New England	58	55	36	65.5	46	79.3	0	5	27.0
4)	Cincinnati	70	65	44	67.7	48	68.6	1	3	26.3
5)	Houston	53	51	39	76.5	44	83.0	0	0	26.1
6)	Buffalo	59	57	34	59.6	40	67.8	1	4	25.9
7)	New York Jets	62	60	34	56.7	41	66.1	1	9	25.3
8)	Miami	62	60	35	58.3	54	87.1	0	7	25.2
9)	Jacksonville	59	58	38	65.5	45	76.3	0	5	25.0
10)	Baltimore	45	45	25	55.6	34	75.6	0	5	24.9
11)	Indianapolis	61	61	48	78.7	51	83.6	0	3	24.8
12)	Oakland	69	69	53	76.8	57	82.6	0	4	24.8
13)	Denver	56	56	40	71.4	48	85.7	0	4	24.6
14)	Los Angeles Char	48	44	24	54.5	33	68.8	1	6	24.2
15)	Pittsburgh	58	57	36	63.2	43	74.1	0	7	24.1
16)	Cleveland	62	62	32	51.6	41	66.1	0	8	23.5
<b>Totals</b>		<b>931</b>	<b>905</b>	<b>586</b>	<b>64.8</b>	<b>707</b>	<b>78.1</b>	<b>5</b>	<b>72</b>	<b>25.4</b>

**AFC / KICKOFFS (Kicking Team)**

Rank	Team	TotKO	AdjKO	TB	TB%	EZ	EZ%	OB	I20	Avg.Start
1)	Houston	61	60	41	68.3	50	82.0	0	8	23.3
2)	Kansas City	80	79	53	67.1	64	80.0	1	12	24.0
3)	Jacksonville	49	47	32	68.1	36	73.5	0	6	24.2
4)	Denver	54	50	32	64.0	41	75.9	1	9	24.3
5)	Cincinnati	55	55	34	61.8	46	83.6	1	5	24.5
6)	Oakland	46	44	22	50.0	31	67.4	0	5	24.6
7)	Pittsburgh	61	60	34	56.7	43	70.5	0	7	24.9
8)	Indianapolis	66	62	43	69.4	50	75.8	0	6	25.0
9)	Cleveland	55	54	38	70.4	43	78.2	1	4	25.1
10)	Buffalo	42	40	24	60.0	30	71.4	0	3	25.3
11)	New York Jets	55	54	42	77.8	46	83.6	0	2	25.4
12)	Los Angeles Char	65	65	24	36.9	41	63.1	0	8	25.4
13)	Baltimore	61	58	37	63.8	46	75.4	1	4	26.1
14)	Miami	51	50	42	84.0	42	82.4	1	2	26.4
15)	Tennessee	48	46	33	71.7	39	81.3	0	3	26.4
16)	New England	66	66	37	56.1	48	72.7	0	7	27.4
<b>Totals</b>		<b>915</b>	<b>890</b>	<b>568</b>	<b>63.8</b>	<b>696</b>	<b>78.2</b>	<b>6</b>	<b>91</b>	<b>25.1</b>

Note: Average team drive start DOES NOT include onside kicks or kickoffs at the end of a half unless either kickoff is returned for a touchdown. All other kickoffs (returned kickoffs, fair catches, touchback and kickoffs out of bounds) are included. Kickoffs resulting in the kicking team retaining possession are not included.

ADJ KO: Adjusted kickoffs are used to compute the Avg. Team Drive Start.

I20: The number of drives that start inside (not including) the 20 yd line.

**WEEK 12 / THROUGH MONDAY, NOVEMBER 26, 2018**

**NFC / KICKOFFS (Receiving Team)**

Rank	Team	TotKO	AdjKO	TB	TB%	EZ	EZ%	OB	I20	Avg.Start
1)	San Francisco	63	61	39	63.9	53	84.1	1	6	25.7
2)	Atlanta	61	60	40	66.7	57	93.4	0	5	25.3
3)	Los Angeles Rams	62	59	28	47.5	43	69.4	1	9	25.2
4)	New Orleans	54	50	34	68.0	41	75.9	1	3	25.1
5)	Minnesota	60	57	42	73.7	51	85.0	1	5	25.0
6)	Tampa Bay	64	63	43	68.3	46	71.9	1	4	25.0
7)	New York Giants	67	62	34	54.8	51	76.1	0	7	24.9
8)	Dallas	51	48	41	85.4	45	88.2	1	1	24.8
9)	Detroit	59	55	40	72.7	48	81.4	0	5	24.7
10)	Arizona	60	58	36	62.1	44	73.3	0	7	24.7
11)	Seattle	54	54	33	61.1	39	72.2	0	9	24.6
12)	Carolina	58	57	39	68.4	45	77.6	2	7	24.6
13)	Green Bay	58	57	39	68.4	43	74.1	1	5	24.5
14)	Philadelphia	61	61	36	59.0	45	73.8	0	8	24.4
15)	Washington	51	50	29	58.0	34	66.7	0	6	24.3
16)	Chicago	47	42	28	66.7	33	70.2	0	7	23.6
<b>Totals</b>		<b>930</b>	<b>894</b>	<b>581</b>	<b>65.0</b>	<b>718</b>	<b>80.3</b>	<b>9</b>	<b>94</b>	<b>24.8</b>

**NFC / KICKOFFS (Kicking Team)**

Rank	Team	TotKO	AdjKO	TB	TB%	EZ	EZ%	OB	I20	Avg.Start
1)	Detroit	57	53	29	54.7	41	71.9	0	13	23.4
2)	Atlanta	62	59	35	59.3	44	71.0	0	5	24.4
3)	Seattle	53	49	27	55.1	38	71.7	0	8	24.4
4)	Arizona	37	36	16	44.4	22	59.5	1	3	24.7
5)	New York Giants	58	53	33	62.3	39	67.2	3	3	24.7
6)	Tampa Bay	62	60	42	70.0	49	79.0	0	6	24.8
7)	New Orleans	81	80	47	58.8	65	80.2	0	8	24.9
8)	Washington	53	52	42	80.8	46	86.8	0	2	24.9
9)	Minnesota	58	52	30	57.7	36	62.1	2	6	25.1
10)	Carolina	58	56	43	76.8	50	86.2	0	2	25.2
11)	Green Bay	60	57	32	56.1	46	76.7	0	7	25.3
12)	San Francisco	57	55	40	72.7	47	82.5	0	3	25.6
13)	Los Angeles Rams	77	76	52	68.4	60	77.9	1	3	25.7
14)	Dallas	55	55	40	72.7	46	83.6	0	2	25.7
15)	Philadelphia	52	51	39	76.5	43	82.7	0	2	25.8
16)	Chicago	66	65	52	80.0	57	86.4	1	2	26.7
<b>Totals</b>		<b>946</b>	<b>909</b>	<b>599</b>	<b>65.9</b>	<b>729</b>	<b>80.2</b>	<b>8</b>	<b>75</b>	<b>25.1</b>

Note: Average team drive start DOES NOT include onside kicks or kickoffs at the end of a half unless either kickoff is returned for a touchdown. All other kickoffs (returned kickoffs, fair catches, touchback and kickoffs out of bounds) are included. Kickoffs resulting in the kicking team retaining possession are not included.

ADJ KO: Adjusted kickoffs are used to compute the Avg. Team Drive Start.

I20: The number of drives that start inside (not including) the 20 yd line.



**WEEK 12 / THROUGH MONDAY, NOVEMBER 26, 2018**

**NFL / KICKOFFS (Receiving Team)**

Rank	Team	TotKO	AdjKO	TB	TB%	EZ	EZ%	OB	I20	Avg.Start
1)	Tennessee	49	49	35	71.4	39	79.6	0	0	28.7
2)	Kansas City	60	56	33	58.9	43	71.7	1	2	27.1
3)	New England	58	55	36	65.5	46	79.3	0	5	27.0
4)	Cincinnati	70	65	44	67.7	48	68.6	1	3	26.3
5)	Houston	53	51	39	76.5	44	83.0	0	0	26.1
6)	Buffalo	59	57	34	59.6	40	67.8	1	4	25.9
7)	San Francisco	63	61	39	63.9	53	84.1	1	6	25.7
8)	Atlanta	61	60	40	66.7	57	93.4	0	5	25.3
8t)	New York Jets	62	60	34	56.7	41	66.1	1	9	25.3
10)	Miami	62	60	35	58.3	54	87.1	0	7	25.2
11)	Los Angeles Rams	62	59	28	47.5	43	69.4	1	9	25.2
12)	New Orleans	54	50	34	68.0	41	75.9	1	3	25.1
13)	Jacksonville	59	58	38	65.5	45	76.3	0	5	25.0
14)	Minnesota	60	57	42	73.7	51	85.0	1	5	25.0
15)	Tampa Bay	64	63	43	68.3	46	71.9	1	4	25.0
16)	New York Giants	67	62	34	54.8	51	76.1	0	7	24.9
17)	Baltimore	45	45	25	55.6	34	75.6	0	5	24.9
18)	Dallas	51	48	41	85.4	45	88.2	1	1	24.8
19)	Indianapolis	61	61	48	78.7	51	83.6	0	3	24.8
20)	Oakland	69	69	53	76.8	57	82.6	0	4	24.8
21)	Detroit	59	55	40	72.7	48	81.4	0	5	24.7
22)	Arizona	60	58	36	62.1	44	73.3	0	7	24.7
23)	Seattle	54	54	33	61.1	39	72.2	0	9	24.6
24)	Denver	56	56	40	71.4	48	85.7	0	4	24.6
25)	Carolina	58	57	39	68.4	45	77.6	2	7	24.6
26)	Green Bay	58	57	39	68.4	43	74.1	1	5	24.5
27)	Philadelphia	61	61	36	59.0	45	73.8	0	8	24.4
28)	Washington	51	50	29	58.0	34	66.7	0	6	24.3
29)	Los Angeles Char	48	44	24	54.5	33	68.8	1	6	24.2
30)	Pittsburgh	58	57	36	63.2	43	74.1	0	7	24.1
31)	Chicago	47	42	28	66.7	33	70.2	0	7	23.6
32)	Cleveland	62	62	32	51.6	41	66.1	0	8	23.5
<b>Totals</b>		<b>1861</b>	<b>1799</b>	<b>1167</b>	<b>64.9</b>	<b>1425</b>	<b>79.2</b>	<b>14</b>	<b>166</b>	<b>25.1</b>

Note: Average opponent drive start DOES NOT include onside kicks or kickoffs at the end of a half unless either kickoff is returned for a touchdown. All other kickoffs (returned kickoffs, fair catches, touchback and kickoffs out of bounds) are included. Kickoffs resulting in the kicking team retaining possession are not included.

ADJ KO: Adjusted kickoffs are used to compute the Avg. Team Drive Start.

I20: The number of drives that start inside (not including) the 20 yd line.

**WEEK 12 / THROUGH MONDAY, NOVEMBER 26, 2018**

**NFL / KICKOFFS (Kicking Team)**

Rank	Team	TotKO	AdjKO	TB	TB%	EZ	EZ%	OB	I20	Avg.Start
1)	Houston	61	60	41	68.3	50	82.0	0	8	23.3
2)	Detroit	57	53	29	54.7	41	71.9	0	13	23.4
3)	Kansas City	80	79	53	67.1	64	80.0	1	12	24.0
4)	Jacksonville	49	47	32	68.1	36	73.5	0	6	24.2
5)	Denver	54	50	32	64.0	41	75.9	1	9	24.3
6)	Atlanta	62	59	35	59.3	44	71.0	0	5	24.4
7)	Seattle	53	49	27	55.1	38	71.7	0	8	24.4
8)	Cincinnati	55	55	34	61.8	46	83.6	1	5	24.5
9)	Oakland	46	44	22	50.0	31	67.4	0	5	24.6
10)	Arizona	37	36	16	44.4	22	59.5	1	3	24.7
11)	New York Giants	58	53	33	62.3	39	67.2	3	3	24.7
12)	Tampa Bay	62	60	42	70.0	49	79.0	0	6	24.8
13)	Pittsburgh	61	60	34	56.7	43	70.5	0	7	24.9
14)	New Orleans	81	80	47	58.8	65	80.2	0	8	24.9
15)	Washington	53	52	42	80.8	46	86.8	0	2	24.9
16)	Indianapolis	66	62	43	69.4	50	75.8	0	6	25.0
17)	Minnesota	58	52	30	57.7	36	62.1	2	6	25.1
18)	Cleveland	55	54	38	70.4	43	78.2	1	4	25.1
19)	Carolina	58	56	43	76.8	50	86.2	0	2	25.2
20)	Buffalo	42	40	24	60.0	30	71.4	0	3	25.3
21)	Green Bay	60	57	32	56.1	46	76.7	0	7	25.3
22)	New York Jets	55	54	42	77.8	46	83.6	0	2	25.4
23)	Los Angeles Char	65	65	24	36.9	41	63.1	0	8	25.4
24)	San Francisco	57	55	40	72.7	47	82.5	0	3	25.6
25)	Los Angeles Rams	77	76	52	68.4	60	77.9	1	3	25.7
26)	Dallas	55	55	40	72.7	46	83.6	0	2	25.7
27)	Philadelphia	52	51	39	76.5	43	82.7	0	2	25.8
28)	Baltimore	61	58	37	63.8	46	75.4	1	4	26.1
29)	Miami	51	50	42	84.0	42	82.4	1	2	26.4
30)	Tennessee	48	46	33	71.7	39	81.3	0	3	26.4
31)	Chicago	66	65	52	80.0	57	86.4	1	2	26.7
32)	New England	66	66	37	56.1	48	72.7	0	7	27.4
<b>Totals</b>		<b>1861</b>	<b>1799</b>	<b>1167</b>	<b>64.9</b>	<b>1425</b>	<b>79.2</b>	<b>14</b>	<b>166</b>	<b>25.1</b>

Note: Average team drive start DOES NOT include onside kicks or kickoffs at the end of a half unless either kickoff is returned for a touchdown. All other kickoffs (returned kickoffs, fair catches, touchback and kickoffs out of bounds) are included. Kickoffs resulting in the kicking team retaining possession are not included.

ADJ KO: Adjusted kickoffs are used to compute the Avg. Team Drive Start.

I20: The number of drives that start inside (not including) the 20 yd line.

**WEEK 12 / THROUGH MONDAY, NOVEMBER 26, 2018**

**AFC / SINGLE-GAME HIGHS / PLAYERS**

**Most Points**-- 24, Myers, NY-J vs. Ind., 10/14, (0 td, 7 fg, 3 xp, 0 2pt)  
**Passing Yards**-- 478, Mahomes, K.C. at LA-R, 11/19, (33-46, 478, 6 td, 3 int)  
**Longest Pass**-- 97, Roethlisberger, Pitt. at Denv., 11/25, (to Smith-Schuster, JuJu, td)  
**Passing Touchdowns**-- 6, Mahomes, K.C. at Pitt., 9/16, (23-28, 326, 6 td, 0 int)  
**Passing Touchdowns**-- 6, Mahomes, K.C. at LA-R, 11/19, (33-46, 478, 6 td, 3 int)  
**Rushing Yards**-- 219, Crowell, NY-J vs. Denv., 10/7, (15-219, 1 td)  
**Rushing Attempts**-- 31, Conner, Pitt. at Clev., 9/9 (OT), (31-135, 2 td)  
**Rushing Attempts**-- 28, Fournette, Jax vs. Pitt., 11/18, (28-95, 1 td)  
**Rushing Attempts**-- 28, Chubb, Clev. at Cin., 11/25, (28-84, 1 td)  
**Longest Rush**-- 97, Miller, Hou. vs. Tenn., 11/26, td  
**Receptions**-- 13, Smith-Schuster, Pitt. vs. K.C., 9/16, (13-121, 1 td)  
**Receptions**-- 13, Smith-Schuster, Pitt. at Denv., 11/25, (13-189, 1 td)  
**Receiving Yards**-- 215, Hill, K.C. at LA-R, 11/19, (10-215, 2 td)  
**Kickoff Return Yards**-- 207, Tr. Smith, K.C. at LA-R, 11/19, (7-207, 0 td)  
**Kickoff Returns**-- 7, Tr. Smith, K.C. at LA-R, 11/19, (7-207, 0 td)  
**Longest Kickoff Return**-- 102, Grant, Miami vs. Tenn., 9/9, td  
**Punt Return Yards**-- 137, A. Roberts, NY-J at Det., 9/10, (3-137, 0 fc, 1 td)  
**Punt Returns**-- 6, Grant, Balt. vs. Buff., 9/9, (6-54, 1 fc, 0 td)  
**Longest Punt Return**-- 91, Hill, K.C. at LA-C, 9/9, td  
**Interceptions**-- 2, Ward, Clev. vs. Pitt., 9/9 (OT), (2-26, 0 td)  
**Interceptions**-- 2, (6 times in Non-Overtime Games)  
**Longest Interception Return**-- 104, Maye, NY-J vs. Denv., 10/7  
**Sacks**-- 3.0, Watt, Pitt. at Clev., 9/9 (OT)  
**Sacks**-- 3.0, (7 times in Non-Overtime Games)  
**Scrimmage Yards**-- 231, Crowell, NY-J vs. Denv., 10/7, (Rush 15-219, Rec 1-12)  
**Longest Punt**-- 79, Colquitt, Clev. at T.B., 10/21 (OT)  
**Longest Punt**-- 69, Berry, Pitt. at Cin., 10/14  
**Punts**-- 12, Colquitt, Clev. vs. Pitt., 9/9 (OT), (12-522, 43.5)  
**Punts**-- 9, (3 times in Non-Overtime Games)  
**Field Goals Made**-- 7, Myers, NY-J vs. Ind., 10/14, (7-7, 48 lg)  
**Longest Field Goal**-- 57, Lambo, Jax vs. Phil., 10/28

**NFC / SINGLE-GAME HIGHS / PLAYERS**

**Most Points**-- 22, Gurley, LA-R vs. Ariz., 9/16, (3 td, 0 fg, 0 xp, 2 2pt)  
**Passing Yards**-- 465, Goff, LA-R vs. Minn., 9/27, (26-33, 465, 5 td, 0 int)  
**Longest Pass**-- 90, Prescott, Dal. vs. Wash., 11/22, (to Cooper, Amari, td)  
**Passing Touchdowns**-- 6, Trubisky, Chi. vs. T.B., 9/30, (19-26, 354, 6 td, 0 int)  
**Rushing Yards**-- 208, Gurley, LA-R at Denv., 10/14, (28-208, 2 td)  
**Rushing Attempts**-- 32, Carson, Sea. vs. Dal., 9/23, (32-102, 1 td)  
**Longest Rush**-- 71, Johnson, Det. at Miami, 10/21  
**Receptions**-- 16, Thomas, N.O. vs. T.B., 9/9, (16-180, 1 td)  
**Receiving Yards**-- 211, Thomas, N.O. vs. LA-R, 11/4, (12-211, 1 td)  
**Kickoff Return Yards**-- 159, Reed, S.F. vs. Det., 9/16, (4-159, 0 td)  
**Kickoff Returns**-- 7, Ogunbowale, T.B. at NY-G, 11/18, (7-137, 0 td)  
**Longest Kickoff Return**-- 90, Reed, S.F. vs. Det., 9/16  
**Punt Return Yards**-- 133, Natson, LA-R vs. Ariz., 9/16, (6-133, 1 fc, 0 td)  
**Punt Returns**-- 6, Natson, LA-R vs. Ariz., 9/16, (6-133, 1 fc, 0 td)  
**Longest Punt Return**-- 60, Natson, LA-R vs. Ariz., 9/16  
**Interceptions**-- 2, Fuller, Chi. at Miami, 10/14 (OT), (2-35, 0 td)  
**Interceptions**-- 2, (10 times in Non-Overtime Games)  
**Longest Interception Return**-- 78, M. Williams, N.O. at Cin., 11/11  
**Sacks**-- 4.0, Donald, LA-R at S.F., 10/21  
**Scrimmage Yards**-- 240, Elliott, Dal. vs. Det., 9/30, (Rush 25-152, Rec 4-88)  
**Longest Punt**-- 70, Wile, Minn. vs. Buff., 9/23  
**Punts**-- 8, (5 times in Non-Overtime Games)  
**Field Goals Made**-- 5, Crosby, G.B. vs. Minn., 9/16 (OT), (5-6, 48 lg)  
**Field Goals Made**-- 4, (9 times in Non-Overtime Games)  
**Longest Field Goal**-- 63, Gano, Car. vs. NY-G, 10/7

**WEEK 12 / THROUGH MONDAY, NOVEMBER 26, 2018**

**NFL / SINGLE-GAME HIGHS / PLAYERS**

**Most Points**-- 24, Myers, NY-J vs. Ind., 10/14, (0 td, 7 fg, 3 xp, 0 2pt)  
**Passing Yards**-- 478, Mahomes, K.C. at LA-R, 11/19, (33-46, 478, 6 td, 3 int)  
**Longest Pass**-- 97, Roethlisberger, Pitt. at Denv., 11/25, (to Smith-Schuster, JuJu, td)  
**Passing Touchdowns**-- 6, (3 times in Non-Overtime Games)  
**Rushing Yards**-- 219, Crowell, NY-J vs. Denv., 10/7, (15-219, 1 td)  
**Rushing Attempts**-- 32, Carson, Sea. vs. Dal., 9/23, (32-102, 1 td)  
**Longest Rush**-- 97, Miller, Hou. vs. Tenn., 11/26, td  
**Receptions**-- 16, Thomas, N.O. vs. T.B., 9/9, (16-180, 1 td)  
**Receiving Yards**-- 215, Hill, K.C. at LA-R, 11/19, (10-215, 2 td)  
**Kickoff Return Yards**-- 207, Tr. Smith, K.C. at LA-R, 11/19, (7-207, 0 td)  
**Kickoff Returns**-- 7, Ogunbowale, T.B. at NY-G, 11/18, (7-137, 0 td)  
**Kickoff Returns**-- 7, Tr. Smith, K.C. at LA-R, 11/19, (7-207, 0 td)  
**Longest Kickoff Return**-- 102, Grant, Miami vs. Tenn., 9/9, td  
**Punt Return Yards**-- 137, A. Roberts, NY-J at Det., 9/10, (3-137, 0 fc, 1 td)  
**Punt Returns**-- 6, Grant, Balt. vs. Buff., 9/9, (6-54, 1 fc, 0 td)  
**Punt Returns**-- 6, Natson, LA-R vs. Ariz., 9/16, (6-133, 1 fc, 0 td)  
**Longest Punt Return**-- 91, Hill, K.C. at LA-C, 9/9, td  
**Interceptions**-- 2, Ward, Clev. vs. Pitt., 9/9 (OT), (2-26, 0 td)  
**Interceptions**-- 2, Fuller, Chi. at Miami, 10/14 (OT), (2-35, 0 td)  
**Interceptions**-- 2, (16 times in Non-Overtime Games)  
**Longest Interception Return**-- 104, Maye, NY-J vs. Denv., 10/7  
**Sacks**-- 4.0, Donald, LA-R at S.F., 10/21  
**Scrimmage Yards**-- 240, Elliott, Dal. vs. Det., 9/30, (Rush 25-152, Rec 4-88)  
**Longest Punt**-- 79, Colquitt, Clev. at T.B., 10/21 (OT)  
**Longest Punt**-- 70, Wile, Minn. vs. Buff., 9/23  
**Punts**-- 12, Colquitt, Clev. vs. Pitt., 9/9 (OT), (12-522, 43.5)  
**Punts**-- 9, (3 times in Non-Overtime Games)  
**Field Goals Made**-- 7, Myers, NY-J vs. Ind., 10/14, (7-7, 48 lg)  
**Longest Field Goal**-- 63, Gano, Car. vs. NY-G, 10/7

**WEEK 12 / THROUGH MONDAY, NOVEMBER 26, 2018**

**300-Yard Passing Games**

478, Mahomes, KC at LAR 11/19 (33-46, 6 TD)  
465, Goff, LAR vs. MIN 09/27 (26-33, 5 TD)  
464, Luck, IND vs. HOU 09/30 (ot) (40-62, 4 TD)  
462, Roethlisberger, PIT at DEN 11/25 (41-56, 1 TD)  
452, Roethlisberger, PIT vs. KC 09/16 (39-60, 3 TD)  
442, Rodgers, GB at DET 10/07 (32-52, 3 TD)  
439, Brees, NO vs. TB 09/09 (37-45, 3 TD)  
437, Carr, OAK vs. CLE 09/30 (ot) (35-58, 4 TD)  
430, Bortles, JAX at KC 10/07 (33-61, 1 TD)  
425, Cousins, MIN at GB 09/16 (ot) (35-48, 4 TD)  
425, Rodgers, GB vs. SF 10/15 (25-46, 2 TD)  
424, Rivers, LAC vs. KC 09/09 (34-51, 3 TD)  
422, Cousins, MIN at LAR 09/27 (36-50, 3 TD)  
419, Ryan, ATL vs. CIN 09/30 (29-39, 3 TD)  
417, Fitzpatrick, TB at NO 09/09 (21-28, 4 TD)  
413, Goff, LAR vs. KC 11/19 (31-49, 4 TD)  
411, Fitzpatrick, TB vs. PIT 09/24 (30-50, 3 TD)  
406, Fitzpatrick, TB vs. WAS 11/11 (29-41, 0 TD)  
402, Fitzpatrick, TB vs. PHI 09/16 (27-33, 4 TD)  
401, Rivers, LAC vs. DEN 11/18 (28-43, 2 TD)  
399, Manning, NYG at ATL 10/22 (27-38, 1 TD)  
396, Brees, NO at ATL 09/23 (ot) (39-49, 3 TD)  
395, Winston, TB at ATL 10/14 (30-41, 4 TD)  
391, Goff, LAR at NO 11/04 (28-40, 3 TD)  
388, Bortles, JAX vs. NYJ 09/30 (29-38, 2 TD)  
385, Watson, HOU vs. NYG 09/23 (24-40, 2 TD)  
380, Osweiler, MIA vs. CHI 10/14 (ot) (28-44, 3 TD)  
379, Ryan, ATL vs. NYG 10/22 (31-39, 1 TD)  
377, Keenum, DEN at NYJ 10/07 (35-51, 2 TD)  
377, Ryan, ATL at NO 11/22 (35-47, 2 TD)  
376, Flacco, BAL at CIN 09/13 (32-55, 2 TD)  
376, Bortles, JAX vs. NE 09/16 (29-45, 4 TD)  
375, Watson, HOU vs. DAL 10/07 (ot) (33-44, 1 TD)  
375, Mahomes, KC at CLE 11/04 (23-32, 3 TD)  
375, Watson, HOU at IND 09/30 (ot) (29-42, 2 TD)  
374, Ryan, ATL vs. NO 09/23 (ot) (26-35, 5 TD)  
369, Roethlisberger, PIT at CIN 10/14 (32-46, 1 TD)  
365, Winston, TB vs. CLE 10/21 (ot) (32-52, 0 TD)  
365, Luck, IND at NE 10/04 (38-59, 3 TD)  
363, Flacco, BAL at PIT 09/30 (28-42, 2 TD)  
363, Brees, NO vs. WAS 10/08 (26-29, 3 TD)  
363, Brees, NO vs. PHI 11/18 (22-30, 4 TD)  
360, Wentz, PHI vs. DAL 11/11 (32-44, 2 TD)  
359, Cousins, MIN vs. NO 10/28 (31-41, 2 TD)  
358, Mahomes, KC vs. CIN 10/21 (28-39, 4 TD)  
357, Newton, CAR at DET 11/18 (25-37, 3 TD)  
355, Ryan, ATL vs. TB 10/14 (31-41, 3 TD)  
355, Trubisky, CHI vs. DET 11/11 (23-30, 3 TD)  
354, Goff, LAR vs. ARI 09/16 (24-32, 1 TD)  
354, Goff, LAR vs. LAC 09/23 (29-36, 3 TD)  
354, Trubisky, CHI vs. TB 09/30 (19-26, 6 TD)  
353, Roethlisberger, PIT at TB 09/24 (30-38, 3 TD)  
352, Dalton, CIN at CAR 09/23 (29-46, 2 TD)  
352, Mahomes, KC at NE 10/14 (23-36, 4 TD)  
350, Ryan, ATL at WAS 11/04 (26-38, 4 TD)  
349, Beathard, SF vs. ARI 10/07 (34-54, 2 TD)  
348, Wentz, PHI at TEN 09/30 (ot) (33-50, 2 TD)  
347, Stafford, DET at SF 09/16 (34-53, 3 TD)  
346, Brees, NO vs. LAR 11/04 (25-36, 4 TD)  
345, Carr, OAK at MIA 09/23 (27-39, 1 TD)  
344, Mariota, TEN vs. PHI 09/30 (ot) (30-43, 2 TD)  
343, Luck, IND vs. MIA 11/25 (30-37, 3 TD)  
342, Cousins, MIN vs. GB 11/25 (29-38, 3 TD)  
342, Mayfield, CLE vs. BAL 10/07 (ot) (25-43, 1 TD)  
341, Brady, NE vs. IND 10/04 (34-44, 3 TD)  
340, Brady, NE vs. KC 10/14 (24-35, 1 TD)  
339, Rivers, LAC vs. OAK 10/07 (22-27, 2 TD)  
339, Wilson, SEA at CAR 11/25 (22-31, 2 TD)  
337, Dalton, CIN at ATL 09/30 (29-41, 3 TD)  
335, Newton, CAR at ATL 09/16 (32-45, 3 TD)  
335, Roethlisberger, PIT at CLE 09/09 (ot) (23-41, 1 TD)  
334, Darnold, NYJ vs. MIA 09/16 (25-41, 1 TD)  
334, Foles, PHI at TB 09/16 (35-48, 1 TD)  
333, Trubisky, CHI vs. NE 10/21 (26-50, 2 TD)  
332, Rodgers, GB at SEA 11/15 (21-30, 2 TD)  
330, Ryan, ATL at CLE 11/11 (38-52, 2 TD)

329, Keenum, DEN vs. SEA 09/09 (25-39, 3 TD)  
328, Roethlisberger, PIT vs. CAR 11/08 (22-25, 5 TD)  
326, Mahomes, KC at PIT 09/16 (23-28, 6 TD)  
326, Manning, NYG at CAR 10/07 (22-36, 2 TD)  
324, Brady, NE at BUF 10/29 (29-45, 0 TD)  
322, Keenum, DEN vs. LAR 10/14 (25-41, 2 TD)  
321, Goff, LAR at SEA 10/07 (23-32, 1 TD)  
320, Bortles, JAX at IND 11/11 (26-38, 2 TD)  
319, Luck, IND vs. CIN 09/09 (39-53, 2 TD)  
318, Goff, LAR vs. SEA 11/11 (28-39, 2 TD)  
316, Trubisky, CHI at MIA 10/14 (ot) (22-31, 3 TD)  
316, Manning, NYG vs. WAS 10/28 (30-47, 1 TD)  
314, Roethlisberger, PIT at JAX 11/18 (27-47, 2 TD)  
314, Mahomes, KC vs. SF 09/23 (24-38, 3 TD)  
313, Mahomes, KC vs. JAX 10/07 (22-38, 0 TD)  
312, Winston, TB vs. SF 11/25 (29-38, 2 TD)  
311, Wentz, PHI vs. MIN 10/07 (24-35, 2 TD)  
310, Wentz, PHI vs. CAR 10/21 (30-37, 2 TD)  
310, Stafford, DET vs. SEA 10/28 (27-40, 2 TD)  
310, Watson, HOU at TEN 09/16 (22-32, 2 TD)  
307, Stafford, DET at DAL 09/30 (24-30, 2 TD)  
306, A. Smith, WAS vs. ATL 11/04 (30-46, 1 TD)  
306, Rivers, LAC vs. TEN 10/21 (19-26, 2 TD)  
304, Mahomes, KC at DEN 10/01 (28-45, 1 TD)  
303, Carr, OAK vs. LAR 09/10 (29-40, 0 TD)  
303, Mahomes, KC vs. DEN 10/28 (24-34, 4 TD)  
303, Mariota, TEN at HOU 11/26 (22-23, 2 TD)  
301, Cousins, MIN at PHI 10/07 (30-37, 1 TD)  
301, Luck, IND at NYJ 10/14 (23-43, 4 TD)



## 100-Yard Receiving Games

215, Hill, KC at LAR 11/19 (10 rec., 2 TD)  
 211, Thomas, NO vs. LAR 11/04 (12 rec., 1 TD)  
 189, Smith-Schuster, PIT at DEN 11/25 (13 rec., 1 TD)  
 180, Thomas, NO vs. TB 09/09 (16 rec., 1 TD)  
 180, Cook, OAK vs. LAR 09/10 (9 rec., 0 TD)  
 180, Cooper, DAL vs. WAS 11/22 (8 rec., 2 TD)  
 179, M. Evans, TB at CIN 10/28 (6 rec., 1 TD)  
 173, J. Jones, ATL vs. CIN 09/30 (9 rec., 0 TD)  
 173, J. Nelson, OAK at MIA 09/23 (6 rec., 1 TD)  
 169, J. Jones, ATL at PHI 09/06 (10 rec., 0 TD)  
 169, Hopkins, HOU at IND 09/30 (ot) (10 rec., 1 TD)  
 169, Hill, KC at LAC 09/09 (7 rec., 2 TD)  
 167, S. Shepard, NYG at ATL 10/22 (5 rec., 0 TD)  
 166, D. Adams, GB at SEA 11/15 (10 rec., 0 TD)  
 162, Kupp, LAR vs. MIN 09/27 (9 rec., 2 TD)  
 161, C. Davis, TEN vs. PHI 09/30 (ot) (9 rec., 1 TD)  
 159, Cooks, LAR vs. ARI 09/16 (7 rec., 0 TD)  
 157, Smith, NO vs. PHI 11/18 (10 rec., 1 TD)  
 157, Moore, CAR at DET 11/18 (7 rec., 1 TD)  
 155, Wilson, MIA vs. CHI 10/14 (ot) (6 rec., 2 TD)  
 155, Hilton, IND vs. TEN 11/18 (9 rec., 2 TD)  
 151, Hopkins, HOU vs. DAL 10/07 (ot) (9 rec., 0 TD)  
 147, M. Evans, TB at NO 09/09 (7 rec., 1 TD)  
 147, J. Jones, ATL at NO 11/22 (11 rec., 0 TD)  
 146, Ridley, ATL vs. NO 09/23 (ot) (7 rec., 3 TD)  
 146, Jackson, TB at NO 09/09 (5 rec., 2 TD)  
 145, Ertz, PHI vs. DAL 11/11 (14 rec., 2 TD)  
 144, J. Jones, ATL vs. TB 10/14 (10 rec., 0 TD)  
 143, Beckham, NYG at ATL 10/22 (8 rec., 1 TD)  
 142, Cobb, GB vs. CHI 09/09 (9 rec., 1 TD)  
 142, Hill, KC at NE 10/14 (7 rec., 3 TD)  
 140, D. Adams, GB at DET 10/07 (9 rec., 1 TD)  
 138, Ertz, PHI vs. CAR 10/21 (9 rec., 0 TD)  
 138, James, PIT vs. KC 09/16 (5 rec., 1 TD)  
 138, Boyd, CIN vs. TB 10/28 (9 rec., 1 TD)  
 137, M. Evans, TB vs. PIT 09/24 (6 rec., 1 TD)  
 136, Beckham, NYG vs. WAS 10/28 (8 rec., 0 TD)  
 135, Thielen, MIN at LAR 09/27 (8 rec., 1 TD)  
 135, Sanders, DEN vs. SEA 09/09 (10 rec., 1 TD)  
 134, Parker, MIA at HOU 10/25 (6 rec., 0 TD)  
 134, J. Brown, BAL vs. NO 10/21 (7 rec., 1 TD)  
 133, D. Adams, GB at LAR 10/28 (5 rec., 0 TD)  
 133, Robinson, CHI vs. DET 11/11 (6 rec., 2 TD)  
 132, Tate, DET at DAL 09/30 (8 rec., 2 TD)  
 132, Boyd, CIN at CAR 09/23 (6 rec., 1 TD)  
 132, D. Adams, GB vs. SF 10/15 (10 rec., 2 TD)  
 131, Beckham, NYG at CAR 10/07 (8 rec., 1 TD)  
 131, Thielen, MIN at GB 09/16 (ot) (12 rec., 1 TD)  
 130, Gordon, NE vs. GB 11/04 (5 rec., 1 TD)  
 130, Westbrook, JAX vs. NYJ 09/30 (9 rec., 0 TD)  
 129, Thomas, NO at ATL 09/23 (ot) (10 rec., 0 TD)  
 129, Jackson, TB vs. PHI 09/16 (4 rec., 1 TD)  
 128, Cooper, OAK vs. CLE 09/30 (ot) (8 rec., 1 TD)  
 128, Diggs, MIN at GB 09/16 (ot) (9 rec., 2 TD)  
 127, Kelce, KC at LAR 11/19 (10 rec., 1 TD)  
 126, Diggs, MIN at CHI 11/18 (13 rec., 1 TD)  
 126, T. Burton, CHI vs. NE 10/21 (9 rec., 1 TD)  
 126, Goodwin, SF at GB 10/15 (4 rec., 2 TD)  
 125, Kittle, SF at LAC 09/30 (6 rec., 1 TD)  
 125, Hilton, IND vs. MIA 11/25 (7 rec., 0 TD)  
 125, Thielen, MIN vs. GB 11/25 (8 rec., 1 TD)  
 125, C. Davis, TEN vs. NE 11/11 (7 rec., 1 TD)  
 124, W. Fuller, HOU vs. MIA 10/25 (5 rec., 1 TD)  
 124, Harris, WAS vs. ATL 11/04 (10 rec., 0 TD)  
 124, Kamara, NO at ATL 09/23 (ot) (15 rec., 0 TD)  
 124, Allen, LAC at SEA 11/04 (6 rec., 0 TD)  
 123, R. Anderson, NYJ vs. DEN 10/07 (3 rec., 2 TD)  
 123, Diggs, MIN at LAR 09/27 (11 rec., 0 TD)  
 123, Gronkowski, NE vs. HOU 09/09 (7 rec., 1 TD)  
 123, Thielen, MIN vs. ARI 10/14 (11 rec., 1 TD)  
 122, A. Miller, CHI vs. DET 11/11 (5 rec., 1 TD)  
 121, Smith-Schuster, PIT vs. KC 09/16 (13 rec., 1 TD)  
 121, Cohen, CHI vs. TB 09/30 (7 rec., 1 TD)  
 121, J. Jones, ATL at WAS 11/04 (7 rec., 1 TD)  
 120, M. Evans, TB at NYG 11/18 (6 rec., 1 TD)  
 119, Diggs, MIN vs. NO 10/28 (10 rec., 1 TD)

119, Smith-Schuster, PIT at CLE 09/09 (ot) (5 rec., 0 TD)  
118, Ty. Williams, LAC vs. TEN 10/21 (4 rec., 1 TD)  
118, Ty. Williams, LAC at CLE 10/14 (3 rec., 2 TD)  
118, J. Jones, ATL vs. DAL 11/18 (6 rec., 1 TD)  
117, Hill, KC vs. ARI 11/11 (7 rec., 2 TD)  
117, Green, CIN at KC 10/21 (7 rec., 0 TD)  
117, Brown, PIT at JAX 11/18 (5 rec., 1 TD)  
117, M. Jones, DET vs. SEA 10/28 (7 rec., 2 TD)  
116, Thielen, MIN at PHI 10/07 (7 rec., 1 TD)  
116, Smith-Schuster, PIT at TB 09/24 (9 rec., 0 TD)  
116, Cooks, LAR vs. MIN 09/27 (7 rec., 1 TD)  
116, J. Brown, BAL at PIT 09/30 (3 rec., 1 TD)  
116, Cole, JAX vs. NE 09/16 (7 rec., 1 TD)  
116, Cooper, OAK at DEN 09/16 (10 rec., 0 TD)  
116, M. Evans, TB vs. SF 11/25 (6 rec., 0 TD)  
115, Hilton, IND vs. HOU 09/30 (ot) (4 rec., 0 TD)  
115, Sanders, DEN vs. LAR 10/14 (7 rec., 1 TD)  
114, Golladay, DET vs. NYJ 09/10 (7 rec., 0 TD)  
114, Kelce, KC vs. SF 09/23 (8 rec., 0 TD)  
114, Cooks, LAR at NO 11/04 (6 rec., 1 TD)  
113, W. Fuller, HOU at TEN 09/16 (8 rec., 1 TD)  
113, Golladay, DET vs. CAR 11/18 (8 rec., 1 TD)  
112, McCaffrey, CAR vs. SEA 11/25 (11 rec., 1 TD)  
112, McDonald, PIT at TB 09/24 (4 rec., 1 TD)  
112, Kamara, NO vs. TB 09/09 (9 rec., 1 TD)  
112, Jackson, TB at CHI 09/30 (5 rec., 0 TD)  
112, Green, CIN vs. MIA 10/07 (6 rec., 0 TD)  
112, Ertz, PHI at TEN 09/30 (ot) (10 rec., 0 TD)  
111, Beckham, NYG vs. JAX 09/09 (11 rec., 0 TD)  
111, Smith, NO vs. WAS 10/08 (3 rec., 2 TD)  
111, Smith-Schuster, PIT at CIN 10/14 (7 rec., 0 TD)  
111, Sanu, ATL vs. CIN 09/30 (6 rec., 0 TD)  
110, Cook, OAK vs. CLE 09/30 (ot) (8 rec., 2 TD)  
110, Thielen, MIN at NYJ 10/21 (9 rec., 1 TD)  
110, Ertz, PHI vs. MIN 10/07 (10 rec., 1 TD)  
110, Hopkins, HOU at TEN 09/16 (6 rec., 1 TD)  
110, Gabriel, CHI at MIA 10/14 (ot) (5 rec., 0 TD)  
109, Beckham, NYG at HOU 09/23 (9 rec., 0 TD)  
109, Coutee, HOU at IND 09/30 (ot) (11 rec., 0 TD)  
109, Tate, DET at SF 09/16 (7 rec., 0 TD)  
109, Moncrief, JAX vs. NYJ 09/30 (5 rec., 1 TD)  
109, Kelce, KC at PIT 09/16 (7 rec., 2 TD)  
109, Woods, LAR at DEN 10/14 (7 rec., 0 TD)  
108, Kittle, SF vs. OAK 11/01 (4 rec., 1 TD)  
108, Allen, LAC vs. KC 09/09 (8 rec., 1 TD)  
107, Cooks, LAR vs. KC 11/19 (8 rec., 0 TD)  
107, M. Evans, TB vs. CLE 10/21 (ot) (7 rec., 0 TD)  
107, J. Jones, ATL at CLE 11/11 (7 rec., 1 TD)  
107, Lockett, SEA at CAR 11/25 (5 rec., 1 TD)  
107, Watkins, KC vs. DEN 10/28 (8 rec., 2 TD)  
106, Stills, MIA vs. TEN 09/09 (4 rec., 2 TD)  
106, Landry, CLE vs. PIT 09/09 (ot) (7 rec., 0 TD)  
105, Brown, PIT at CIN 10/14 (5 rec., 1 TD)  
105, Hunt, KC at NE 10/14 (5 rec., 1 TD)  
105, Hopkins, HOU at DEN 11/04 (10 rec., 1 TD)  
105, De. Thomas, DEN at NYJ 10/07 (5 rec., 1 TD)  
105, Thielen, MIN vs. BUF 09/23 (14 rec., 0 TD)  
105, Ebron, IND at NE 10/04 (9 rec., 2 TD)  
105, Dissly, SEA at DEN 09/09 (3 rec., 1 TD)  
105, Jeffery, PHI at TEN 09/30 (ot) (8 rec., 1 TD)  
105, Foster, BUF at NYJ 11/11 (3 rec., 0 TD)  
104, Edelman, NE at BUF 10/29 (9 rec., 0 TD)  
104, Woods, LAR vs. LAC 09/23 (10 rec., 2 TD)  
104, Smith-Schuster, PIT at JAX 11/18 (8 rec., 0 TD)  
104, Gabriel, CHI vs. TB 09/30 (7 rec., 2 TD)  
104, Graham, GB vs. SF 10/15 (5 rec., 0 TD)  
104, Edelman, NE at TEN 11/11 (9 rec., 0 TD)  
104, J. Jones, ATL vs. NYG 10/22 (9 rec., 0 TD)  
103, Landry, CLE vs. NYJ 09/20 (8 rec., 0 TD)  
103, Moore, SEA at CAR 11/25 (4 rec., 1 TD)  
103, Godwin, TB vs. WAS 11/11 (7 rec., 0 TD)  
103, Thielen, MIN vs. NO 10/28 (7 rec., 1 TD)  
103, Valdes-Scantling, GB vs. SF 10/15 (3 rec., 0 TD)  
102, Rodgers, TB vs. WAS 11/11 (8 rec., 0 TD)  
102, Gordon, LAC vs. KC 09/09 (9 rec., 0 TD)  
102, McCaffrey, CAR at ATL 09/16 (14 rec., 0 TD)  
102, Fitzgerald, ARI vs. SF 10/28 (8 rec., 1 TD)  
102, Thielen, MIN vs. SF 09/09 (6 rec., 0 TD)  
102, Sanders, DEN at ARI 10/18 (6 rec., 1 TD)  
101, Sharpe, TEN at LAC 10/21 (7 rec., 0 TD)  
101, W. Fuller, HOU vs. NYG 09/23 (5 rec., 1 TD)  
101, Woods, LAR vs. MIN 09/27 (5 rec., 1 TD)

101, Beasley, DAL vs. JAX 10/14 (9 rec., 2 TD)  
101, Valdes-Scantling, GB at NE 11/04 (3 rec., 0 TD)  
101, Brown, PIT vs. ATL 10/07 (6 rec., 2 TD)  
100, Boyd, CIN at ATL 09/30 (11 rec., 0 TD)  
100, Watkins, KC at PIT 09/16 (6 rec., 0 TD)  
100, Kelce, KC vs. JAX 10/07 (5 rec., 0 TD)  
100, Cooks, LAR vs. SEA 11/11 (10 rec., 0 TD)  
100, Gordon, NE at CHI 10/21 (4 rec., 0 TD)

**WEEK 12 / THROUGH MONDAY, NOVEMBER 26, 2018**

**100-Yard Rushing Games**

219, Crowell, NYJ vs. DEN 10/07 (15 att., 1 TD)  
208, Gurley, LAR at DEN 10/14 (28 att., 2 TD)  
184, McCaffrey, CAR vs. CIN 09/23 (28 att., 0 TD)  
176, Chubb, CLE vs. ATL 11/11 (20 att., 1 TD)  
162, Miller, HOU vs. TEN 11/26 (12 att., 1 TD)  
158, Johnson, DET at MIA 10/21 (19 att., 0 TD)  
155, Murray, MIN vs. ARI 10/14 (24 att., 1 TD)  
152, Elliott, DAL vs. DET 09/30 (25 att., 0 TD)  
151, Elliott, DAL at PHI 11/11 (19 att., 1 TD)  
149, Peterson, WAS at NYG 10/28 (26 att., 1 TD)  
146, Conner, PIT vs. CLE 10/28 (24 att., 2 TD)  
145, A. Jones, GB vs. MIA 11/11 (15 att., 2 TD)  
142, Barkley, NYG vs. TB 11/18 (27 att., 2 TD)  
138, Breida, SF vs. DET 09/16 (11 att., 1 TD)  
137, D. Johnson, ARI vs. OAK 11/18 (25 att., 0 TD)  
135, Conner, PIT at CLE 09/09 (ot) (31 att., 2 TD)  
134, Kamara, NO at NYG 09/30 (19 att., 3 TD)  
133, Michel, NE at NYJ 11/25 (21 att., 1 TD)  
133, Miller, HOU vs. MIA 10/25 (18 att., 1 TD)  
132, Gordon, LAC at CLE 10/14 (18 att., 3 TD)  
132, Mack, IND at OAK 10/28 (25 att., 2 TD)  
130, Barkley, NYG vs. PHI 10/11 (13 att., 1 TD)  
130, Lynch, OAK vs. CLE 09/30 (ot) (20 att., 0 TD)  
127, Elliott, DAL at SEA 09/23 (16 att., 0 TD)  
126, Mack, IND vs. BUF 10/21 (19 att., 1 TD)  
125, McCaffrey, CAR vs. SEA 11/25 (17 att., 1 TD)  
123, Mixon, CIN vs. TB 10/28 (21 att., 2 TD)  
122, Elliott, DAL at ATL 11/18 (23 att., 1 TD)  
121, Hunt, KC at DEN 10/01 (19 att., 1 TD)  
121, Elliott, DAL vs. WAS 11/22 (26 att., 1 TD)  
120, Gurley, LAR vs. SEA 11/11 (16 att., 1 TD)  
120, Peterson, WAS vs. GB 09/23 (19 att., 2 TD)  
119, L. Jackson, BAL vs. CIN 11/18 (26 att., 0 TD)  
118, Edwards, BAL vs. OAK 11/25 (23 att., 0 TD)  
116, Carson, SEA vs. LAR 10/07 (19 att., 0 TD)  
115, Edwards, BAL vs. CIN 11/18 (17 att., 1 TD)  
114, Gurley, LAR vs. GB 10/28 (25 att., 0 TD)  
113, Gordon, LAC at SEA 11/04 (16 att., 1 TD)  
113, McCoy, BUF at NYJ 11/11 (26 att., 2 TD)  
112, Michel, NE vs. MIA 09/30 (25 att., 1 TD)  
111, Conner, PIT at CIN 10/14 (19 att., 2 TD)  
110, Lindsay, DEN vs. PIT 11/25 (14 att., 1 TD)  
110, Conner, PIT vs. ATL 10/07 (21 att., 2 TD)  
108, Penny, SEA at LAR 11/11 (12 att., 1 TD)  
108, Gurley, LAR at OAK 09/10 (20 att., 0 TD)  
107, Coleman, ATL vs. CAR 09/16 (16 att., 0 TD)  
107, Conner, PIT at BAL 11/04 (24 att., 0 TD)  
107, Lindsay, DEN vs. OAK 09/16 (14 att., 0 TD)  
106, Elliott, DAL vs. JAX 10/14 (24 att., 1 TD)  
106, Michel, NE vs. KC 10/14 (24 att., 2 TD)  
106, Barber, TB at NYG 11/18 (18 att., 1 TD)  
106, Breida, SF at TB 11/25 (14 att., 0 TD)  
106, Barkley, NYG vs. JAX 09/09 (18 att., 1 TD)  
105, Carson, SEA at DET 10/28 (25 att., 1 TD)  
105, Chubb, CLE at OAK 09/30 (ot) (3 att., 2 TD)  
105, Gurley, LAR vs. LAC 09/23 (23 att., 1 TD)  
104, Gordon, LAC vs. SF 09/30 (15 att., 0 TD)  
104, Ingram, NO at CIN 11/11 (13 att., 0 TD)  
103, Ingram, NO vs. PHI 11/18 (16 att., 2 TD)  
102, Crowell, NYJ at DET 09/10 (10 att., 2 TD)  
102, Carson, SEA vs. DAL 09/23 (32 att., 1 TD)  
101, Johnson, DET vs. NE 09/23 (16 att., 0 TD)  
101, Breida, SF vs. NYG 11/12 (17 att., 1 TD)  
101, M. Davis, SEA at ARI 09/30 (21 att., 2 TD)  
101, Gore, MIA vs. CHI 10/14 (ot) (15 att., 0 TD)  
101, Barkley, NYG at PHI 11/25 (13 att., 1 TD)  
100, Miller, HOU at JAX 10/21 (22 att., 1 TD)

**WEEK 12 / THROUGH MONDAY, NOVEMBER 26, 2018**

**AFC / LEADING PASSERS**

Player, Team	Att	Comp	Pct Comp	Yds	Avg Gain	TD	Pct TD	Long	Int	Pct Int	Rating Points
Mahomes, K.C.	391	264	67.5	3628	9.28	37	9.5	75t	10	2.6	117.9
Rivers, LA-C	344	239	69.5	3119	9.07	26	7.6	75t	6	1.7	115.7
Luck, Ind.	437	299	68.4	3112	7.12	32	7.3	68t	11	2.5	102.7
Watson, Hou.	333	220	66.1	2807	8.43	20	6.0	73t	9	2.7	101.0
Tannehill, Mia.	154	102	66.2	1176	7.64	10	6.5	75t	5	3.2	97.2
Brady, N.E.	402	262	65.2	3031	7.54	19	4.7	55t	7	1.7	96.3
Roethlisberger, Pit.	472	312	66.1	3664	7.76	24	5.1	97t	12	2.5	95.9
Mariota, Ten.	239	168	70.3	1886	7.89	9	3.8	61t	6	2.5	95.6
*Mayfield, Cle.	311	195	62.7	2242	7.21	17	5.5	59	7	2.3	93.2
Carr, Oak.	384	263	68.5	2827	7.36	13	3.4	66	8	2.1	92.4
Dalton, Cin.	365	226	61.9	2566	7.03	21	5.8	49	11	3.0	89.6
Osweiler, Mia.	178	113	63.5	1247	7.01	6	3.4	75t	4	2.2	86.0
Keenum, Den.	390	244	62.6	2802	7.18	13	3.3	64t	10	2.6	84.6
Flacco, Bal.	379	232	61.2	2465	6.50	12	3.2	71	6	1.6	84.2
Bortles, Jac.	369	223	60.4	2572	6.97	13	3.5	80t	10	2.7	81.9
*Darnold, NY-J	289	159	55.0	1934	6.69	11	3.8	76t	14	4.8	68.3
*Allen, Buf.	158	83	52.5	992	6.28	3	1.9	75t	5	3.2	65.2

**AFC / LEADING PASSERS, RANKS**

Player, Team	Att	Comp	Pct Comp	Yds	Avg Gain	TD	Pct TD	Long	Int	Pct Int	Rating Points
Mahomes, K.C.	4	3	5	2	1	1	1		11t	10	1
Rivers, LA-C	10	7	2	3	2	3	2		4t	3	2
Luck, Ind.	2	2	4	4	11	2	3		14t	8	3
Watson, Hou.	11	11	8	7	3	6	5		10	12	4
Tannehill, Mia.	17	16	6	16	6	14	4		2t	16	5
Brady, N.E.	3	5	9	5	7	7	9		7t	2	6
Roethlisberger, Pit.	1	1	7	1	5	4	8		16	9	7
Mariota, Ten.	14	13	1	14	4	15	11		4t	7	8
*Mayfield, Cle.	12	12	11	12	9	8	7		7t	6	9
Carr, Oak.	6	4	3	6	8	9t	13		9	4	10
Dalton, Cin.	9	9	13	10	12	5	6		14t	14	11
Osweiler, Mia.	15	15	10	15	13	16	14		1	5	12
Keenum, Den.	5	6	12	8	10	9t	15		11t	11	13
Flacco, Bal.	7	8	14	11	16	12	16		4t	1	14
Bortles, Jac.	8	10	15	9	14	9t	12		11t	13	15
*Darnold, NY-J	13	14	16	13	15	13	10		17	17	16
*Allen, Buf.	16	17	17	17	17	17	17		2t	15	17

**WEEK 12 / THROUGH MONDAY, NOVEMBER 26, 2018**

**AFC / FOURTH-QUARTER PASSING LEADERS**

Rank	Player, Team	Att	Comp	Comp%	Yards	YPA	TD	TD%	Int	Int%	Rating
1)	Osweiler, Mia.	46	33	71.7	414	9.00	4	8.7	0	0.0	128.4
2)	Luck, Ind.	130	94	72.3	949	7.30	11	8.5	3	2.3	111.3
3)	Mariota, Ten.	46	34	73.9	336	7.30	2	4.3	0	0.0	108.6
4)	Brady, N.E.	73	53	72.6	764	10.47	4	5.5	3	4.1	107.3
5)	Mahomes, K.C.	78	52	66.7	625	8.01	8	10.3	4	5.1	103.8
6)	Watson, Hou.	88	54	61.4	688	7.82	7	8.0	2	2.3	102.8
7)	Rivers, LA-C	79	58	73.4	603	7.63	3	3.8	1	1.3	102.5
8)	Keenum, Den.	123	85	69.1	948	7.71	4	3.3	3	2.4	92.5
9)	Roethlisberger, Pit.	108	64	59.3	757	7.01	4	3.7	2	1.9	85.3
10)	*Mayfield, Cle.	77	46	59.7	547	7.10	4	5.2	3	3.9	82.5
11)	Driskel, Cin.	29	18	62.1	187	6.45	0	0.0	0	0.0	80.7
12)	Flacco, Bal.	86	50	58.1	447	5.20	2	2.3	0	0.0	79.9
13)	Carr, Oak.	105	65	61.9	693	6.60	3	2.9	3	2.9	78.8
14)	Gabbert, Ten.	33	20	60.6	224	6.79	1	3.0	1	3.0	78.3
15)	Dalton, Cin.	92	55	59.8	612	6.65	2	2.2	3	3.3	73.3
16)	Bortles, Jac.	113	62	54.9	722	6.39	2	1.8	4	3.5	65.6
17)	Tannehill, Mia.	36	19	52.8	283	7.86	2	5.6	3	8.3	62.6
18)	*Allen, Buf.	42	23	54.8	235	5.60	1	2.4	2	4.8	59.1
19)	*Darnold, NY-J	94	50	53.2	624	6.64	3	3.2	7	7.4	53.7
20)	Anderson, Buf.	29	15	51.7	189	6.52	0	0.0	3	10.3	32.8

**AFC / THIRD-DOWN PASSING LEADERS**

Rank	Player, Team	Att	Comp	Comp%	Yards	YPA	TD	TD%	Int	Int%	Rating
1)	Mahomes, K.C.	81	50	61.7	766	9.46	8	9.9	3	3.7	110.4
2)	Mariota, Ten.	69	44	63.8	559	8.10	3	4.3	0	0.0	103.5
3)	Luck, Ind.	113	76	67.3	862	7.63	8	7.1	3	2.7	102.5
4)	Flacco, Bal.	91	55	60.4	599	6.58	6	6.6	1	1.1	97.3
5)	Brady, N.E.	87	44	50.6	596	6.85	10	11.5	3	3.4	96.7
6)	Carr, Oak.	91	57	62.6	643	7.07	3	3.3	0	0.0	94.7
7)	Watson, Hou.	95	55	57.9	741	7.80	6	6.3	3	3.2	90.7
8)	*Mayfield, Cle.	86	54	62.8	624	7.26	4	4.7	2	2.3	90.5
9)	Rivers, LA-C	92	55	59.8	710	7.72	8	8.7	5	5.4	90.4
10)	Roethlisberger, Pit.	110	70	63.6	813	7.39	6	5.5	4	3.6	88.9
11)	Bortles, Jac.	105	59	56.2	708	6.74	3	2.9	1	1.0	82.6
12)	*Darnold, NY-J	82	40	48.8	534	6.51	5	6.1	2	2.4	80.0
13)	Keenum, Den.	93	51	54.8	530	5.70	3	3.2	1	1.1	77.8
14)	Dalton, Cin.	81	40	49.4	459	5.67	6	7.4	3	3.7	76.1



**WEEK 12 / THROUGH MONDAY, NOVEMBER 26, 2018**

**AFC / LEADING RUSHERS**

Rank	Player, Team	Att	Yards	Avg	Long	TD
1)	Conner, Pit.	186	849	4.6	30	10
2)	Hunt, K.C.	181	824	4.6	45	7
3)	Gordon, LA-C	153	802	5.2	34t	9
4)	*Lindsay, Den.	135	780	5.8	53	6
5)	Miller, Hou.	157	773	4.9	97t	3
6)	Mixon, Cin.	142	673	4.7	43	5
7)	*Chubb, Cle.	122	663	5.4	92t	6
8)	Gore, Mia.	131	595	4.5	39	0
9)	*Michel, N.E.	127	586	4.6	34t	5
10)	Crowell, NY-J	120	582	4.9	77t	6
11)	Mack, Ind.	109	556	5.1	49	4
12)	Hyde, Cle.-Jac.	141	475	3.4	22	5
13)	Henry, Ten.	118	434	3.7	16	4
14)	D. Lewis, Ten.	129	428	3.3	36	1
15)	McCoy, Buf.	128	426	3.3	28t	2
16)	Collins, Bal.	114	411	3.6	19	7
17)	Ekeler, LA-C	70	409	5.8	32	1
18)	Drake, Mia.	89	408	4.6	54t	4
19)	Blue, Hou.	115	392	3.4	17	1
20)	Yeldon, Jac.	92	385	4.2	20	1
21)	Martin, Oak.	87	384	4.4	29	1
22)	Lynch, Oak.	90	376	4.2	52	3
23)	*Freeman, Den.	84	349	4.2	24	5
24)	Watson, Hou. (QB)	62	345	5.6	34	2
25)	Powell, NY-J	80	343	4.3	38	0
26)	*L. Jackson, Bal. (QB)	65	329	5.1	39	2
27)	Bortles, Jac. (QB)	50	325	6.5	41	1
28)	*Wilkins, Ind.	57	318	5.6	53	1
29)	Fournette, Jac.	90	314	3.5	20	4
30)	White, N.E.	70	303	4.3	27	4
31)	*Edwards, Bal.	55	297	5.4	19	1
32)	Ivory, Buf.	83	294	3.5	21	1
33t)	*Hines, Ind.	69	283	4.1	18	1
33t)	Mariota, Ten. (QB)	53	283	5.3	21	2
35)	*Allen, Buf. (QB)	48	254	5.3	45	4
36)	M. Murphy, Buf.	36	198	5.5	30	0
37)	Mahomes, K.C. (QB)	42	186	4.4	23	2
38)	Bernard, Cin.	39	176	4.5	23	3
39)	Montgomery, G.B.-Bal.	34	161	4.7	16	1
40)	C. Patterson, N.E. (WR)	37	156	4.2	22	1
41)	Johnson, Cle.	28	146	5.2	23	0
42)	Booker, Den.	25	144	5.8	26	1
43)	Taylor, Cle. (QB)	16	125	7.8	24	1
44)	Ware, K.C.	22	124	5.6	34	1
45)	Richard, Oak.	30	119	4.0	24	0
46)	Allen, Bal.	41	110	2.7	17	3
47)	*Mayfield, Cle. (QB)	25	107	4.3	35	0
48)	Tannehill, Mia. (QB)	22	105	4.8	20	0
49)	Dalton, Cin. (QB)	16	99	6.2	21	0
50)	Roethlisberger, Pit. (QB)	24	94	3.9	18	3

**AFC / THIRD-AND-ONE RUSHING LEADERS**

Rank	Player, Team	Att	FD	Pct
1t)	Mariota, Ten.	8	8	100.0
1t)	Flacco, Bal.	7	7	100.0
1t)	*Darnold, NY-J	4	4	100.0
1t)	*Lindsay, Den.	4	4	100.0
1t)	Bortles, Jac.	3	3	100.0
1t)	Brady, N.E.	3	3	100.0
1t)	*L. Jackson, Bal.	3	3	100.0
8t)	Fournette, Jac.	6	5	83.3
8t)	Gordon, LA-C	6	5	83.3
10)	Conner, Pit.	11	9	81.8
11)	Henry, Ten.	5	4	80.0
12t)	Mixon, Cin.	8	6	75.0
12t)	Collins, Bal.	4	3	75.0
12t)	Hyde, Cle.-Jac.	4	3	75.0
12t)	Roethlisberger, Pit.	4	3	75.0
12t)	*Wilkins, Ind.	4	3	75.0
17)	*Michel, N.E.	13	9	69.2
18t)	*Freeman, Den.	6	4	66.7
18t)	Lynch, Oak.	6	4	66.7
18t)	Yeldon, Jac.	6	4	66.7
21)	Blue, Hou.	8	5	62.5
22)	Mack, Ind.	5	3	60.0
23)	Crowell, NY-J	6	3	50.0

**WEEK 12 / THROUGH MONDAY, NOVEMBER 26, 2018**

**AFC / LEADERS IN RECEPTIONS**

Rank	Player, Team	Rec	Yards	Avg	Long	TD
1)	Smith-Schuster, Pit.	77	1055	13.7	97t	4
2)	Hopkins, Hou.	73	1024	14.0	49t	8
3)	Brown, Pit.	71	874	12.3	78t	11
4)	Allen, LA-C	69	848	12.3	54	4
5t)	Kelce, K.C. (TE)	67	914	13.6	43	7
5t)	Sanders, Den.	67	849	12.7	64t	4
5t)	White, N.E. (RB)	67	567	8.5	37	6
8)	Hill, K.C.	65	1106	17.0	75t	11
9)	Boyd, Cin.	63	841	13.3	49	6
10)	Landry, Cle.	60	630	10.5	39	2
11)	Richard, Oak. (RB)	53	447	8.4	32	0
12)	Snead, Bal.	50	499	10.0	26	1
13t)	C. Davis, Ten.	49	702	14.3	51	3
13t)	Conner, Pit. (RB)	49	453	9.2	29	1
15)	Amendola, Mia.	48	469	9.8	39	1
16)	Cook, Oak. (TE)	47	609	13.0	45	5
17)	Yeldon, Jac. (RB)	46	423	9.2	37	4
18t)	Hilton, Ind.	45	710	15.8	68t	6
18t)	Green, Cin.	45	687	15.3	38t	6
18t)	Crabtree, Bal.	45	500	11.1	27	3
21t)	Edelman, N.E.	44	510	11.6	36	3
21t)	Ebron, Ind. (TE)	44	508	11.5	53t	11
21t)	Gordon, LA-C (RB)	44	453	10.3	66t	4
24t)	Westbrook, Jac.	43	528	12.3	61t	4
24t)	D. Thomas, Den.-Hou.	43	501	11.7	45	5
24t)	D. Lewis, Ten. (RB)	43	311	7.2	37	1
27)	Njoku, Cle. (TE)	41	431	10.5	24	3
28t)	Watkins, K.C.	40	519	13.0	50	3
28t)	*Hines, Ind. (RB)	40	248	6.2	21	2
30)	Drake, Mia. (RB)	38	298	7.8	33t	3
31t)	Z. Jones, Buf.	37	392	10.6	57	2
31t)	Rogers, Ind.	37	353	9.5	34	1
33t)	J. Brown, Bal.	36	649	18.0	71	4
33t)	McDonald, Pit. (TE)	36	444	12.3	75t	3
35)	Allen, Bal. (RB)	35	196	5.6	17	2
36t)	Moncrief, Jac.	34	517	15.2	80t	3
36t)	Johnson, Cle. (RB)	34	335	9.9	32	3
38)	Enunwa, NY-J	33	418	12.7	42	1
39t)	Gordon, Cle.-N.E.	32	564	17.6	55t	3
39t)	Gronkowski, N.E. (TE)	32	504	15.8	42	2
39t)	W. Fuller, Hou.	32	503	15.7	73t	4
39t)	Ekeler, LA-C (RB)	32	354	11.1	44t	3
43t)	Heuerman, Den. (TE)	31	281	9.1	36	2
43t)	Mixon, Cin. (RB)	31	243	7.8	21	1
45t)	*Callaway, Cle.	30	388	12.9	59	3
45t)	Kearse, NY-J	30	297	9.9	22	1
45t)	Grant, Ind.	30	294	9.8	23	1
48t)	Cole, Jac.	29	375	12.9	32	1
48t)	Uzomah, Cin. (TE)	29	287	9.9	29	2
50t)	Ty. Williams, LA-C	28	519	18.5	75t	5
50t)	*Coutee, Hou.	28	287	10.3	40	1

**WEEK 12 / THROUGH MONDAY, NOVEMBER 26, 2018****AFC / RECEIVING YARDAGE LEADERS**

Rank	Player, Team	Yards	Rec	Avg	Long	TD
1)	Hill, K.C.	1106	65	17.0	75t	11
2)	Smith-Schuster, Pit.	1055	77	13.7	97t	4
3)	Hopkins, Hou.	1024	73	14.0	49t	8
4)	Kelce, K.C. (TE)	914	67	13.6	43	7
5)	Brown, Pit.	874	71	12.3	78t	11
6)	Sanders, Den.	849	67	12.7	64t	4
7)	Allen, LA-C	848	69	12.3	54	4
8)	Boyd, Cin.	841	63	13.3	49	6
9)	Hilton, Ind.	710	45	15.8	68t	6
10)	C. Davis, Ten.	702	49	14.3	51	3
11)	Green, Cin.	687	45	15.3	38t	6
12)	J. Brown, Bal.	649	36	18.0	71	4
13)	Landry, Cle.	630	60	10.5	39	2
14)	Cook, Oak. (TE)	609	47	13.0	45	5
15)	White, N.E. (RB)	567	67	8.5	37	6
16)	Gordon, Cle.-N.E.	564	32	17.6	55t	3
17)	Westbrook, Jac.	528	43	12.3	61t	4
18t)	Watkins, K.C.	519	40	13.0	50	3
18t)	Ty. Williams, LA-C	519	28	18.5	75t	5
20)	Moncrief, Jac.	517	34	15.2	80t	3
21)	Edelman, N.E.	510	44	11.6	36	3
22)	Ebron, Ind. (TE)	508	44	11.5	53t	11
23)	Gronkowski, N.E. (TE)	504	32	15.8	42	2
24)	W. Fuller, Hou.	503	32	15.7	73t	4
25)	D. Thomas, Den.-Hou.	501	43	11.7	45	5
26)	Crabtree, Bal.	500	45	11.1	27	3
27)	Snead, Bal.	499	50	10.0	26	1
28)	*Sutton, Den.	473	24	19.7	42	2
29)	Amendola, Mia.	469	48	9.8	39	1
30t)	Conner, Pit. (RB)	453	49	9.2	29	1
30t)	Gordon, LA-C (RB)	453	44	10.3	66t	4
32)	Richard, Oak. (RB)	447	53	8.4	32	0
33)	McDonald, Pit. (TE)	444	36	12.3	75t	3
34)	Njoku, Cle. (TE)	431	41	10.5	24	3
35)	Yeldon, Jac. (RB)	423	46	9.2	37	4
36)	M. Williams, LA-C	419	24	17.5	55t	7
37)	Enunwa, NY-J	418	33	12.7	42	1
38)	Z. Jones, Buf.	392	37	10.6	57	2
39)	Wilson, Mia.	391	26	15.0	75t	4
40)	*Callaway, Cle.	388	30	12.9	59	3
41)	Hogan, N.E.	380	25	15.2	42	2
42)	James, Pit. (TE)	379	26	14.6	51	2
43)	Hunt, K.C. (RB)	378	26	14.5	67t	7
44)	Cole, Jac.	375	29	12.9	32	1
45)	R. Anderson, NY-J	368	23	16.0	76t	3
46)	Ekeler, LA-C (RB)	354	32	11.1	44t	3
47t)	J. Nelson, Oak.	353	25	14.1	66	3
47t)	Rogers, Ind.	353	37	9.5	34	1
49)	*Andrews, Bal. (TE)	337	23	14.7	74	2
50)	Johnson, Cle. (RB)	335	34	9.9	32	3

**WEEK 12 / THROUGH MONDAY, NOVEMBER 26, 2018**

**AFC / THIRD-DOWN RECEIVING LEADERS**

Rank	Player, Team	Rec	Yards	Avg	Long	TD
1t)	Boyd, Cin.	19	219	11.5	32	2
1t)	Landry, Cle.	19	206	10.8	39	0
1t)	Brown, Pit.	19	190	10.0	33	1
4t)	C. Davis, Ten.	18	261	14.5	48t	2
4t)	Hopkins, Hou.	18	259	14.4	34	3
6)	Z. Jones, Buf.	17	148	8.7	17	2
7t)	Hilton, Ind.	16	231	14.4	42	4
7t)	Ebron, Ind. (TE)	16	201	12.6	28	3
7t)	Smith-Schuster, Pit.	16	159	9.9	29	1
10t)	Allen, LA-C	15	240	16.0	54	1
10t)	Hill, K.C.	15	205	13.7	34	3
10t)	Cook, Oak. (TE)	15	202	13.5	32	1
10t)	Westbrook, Jac.	15	174	11.6	25	1
14t)	Yeldon, Jac. (RB)	14	130	9.3	37	1
14t)	Johnson, Cle. (RB)	14	123	8.8	32	2
16t)	Kearse, NY-J	13	160	12.3	19	1
16t)	Snead, Bal.	13	153	11.8	24	0
16t)	Drake, Mia. (RB)	13	136	10.5	33t	1
16t)	White, N.E. (RB)	13	116	8.9	16	3
16t)	Allen, Bal. (RB)	13	90	6.9	16	2
21)	Amendola, Mia.	12	116	9.7	24t	1
22t)	Sharpe, Ten.	11	149	13.5	19	0
22t)	Gates, LA-C (TE)	11	146	13.3	27	1
22t)	Crabtree, Bal.	11	116	10.5	20	2
25t)	McDonald, Pit. (TE)	10	165	16.5	75t	2
25t)	J. Brown, Bal.	10	134	13.4	45	1
25t)	Rogers, Ind.	10	116	11.6	34	0
25t)	D. Thomas, Den.-Hou.	10	115	11.5	42t	1
25t)	Njoku, Cle. (TE)	10	96	9.6	24	1
25t)	Ty. Williams, LA-C	10	96	9.6	29t	2
31t)	Kelce, K.C. (TE)	9	175	19.4	43	0
31t)	*Sutton, Den.	9	135	15.0	30	0
31t)	Richard, Oak. (RB)	9	114	12.7	32	0
31t)	Enunwa, NY-J	9	91	10.1	16	0
31t)	Conner, Pit. (RB)	9	88	9.8	28	1
31t)	*Callaway, Cle.	9	77	8.6	21	0
37t)	Green, Cin.	8	158	19.8	38	2
37t)	W. Fuller, Hou.	8	131	16.4	34	1
37t)	Gronkowski, N.E. (TE)	8	131	16.4	34t	2
37t)	Parker, Mia.	8	109	13.6	46	0
37t)	Switzer, Pit.	8	76	9.5	18	0
37t)	Gordon, LA-C (RB)	8	70	8.8	32	2
37t)	D. Lewis, Ten. (RB)	8	50	6.3	14	0
44t)	Moncrief, Jac.	7	155	22.1	80t	1
44t)	Stills, Mia.	7	115	16.4	35	2
44t)	M. Williams, LA-C	7	113	16.1	29	1
44t)	Ware, K.C. (RB)	7	105	15.0	25	0
44t)	Wilson, Mia.	7	95	13.6	43t	1
44t)	*Andrews, Bal. (TE)	7	91	13.0	29	1
44t)	Cole, Jac.	7	84	12.0	22	0
44t)	Sanders, Den.	7	78	11.1	23	0
44t)	Edelman, N.E.	7	74	10.6	26	2
44t)	Inman, Ind.	7	73	10.4	16	0
44t)	Roberts, Oak.	7	71	10.1	20	0
44t)	Doyle, Ind. (TE)	7	70	10.0	13	0
44t)	Heuerman, Den. (TE)	7	51	7.3	12t	1
44t)	*Lindsay, Den. (RB)	7	50	7.1	11	0

**WEEK 12 / THROUGH MONDAY, NOVEMBER 26, 2018**

**AFC / LEADING SCORERS, NONKICKERS**

Rank	Player, Team	TD	Rush	Rec	Ret	X2	Pts
1)	Hunt, K.C. (RB)	14	7	7	0	0	84
2)	Gordon, LA-C (RB)	13	9	4	0	2	82
3t)	Ebron, Ind. (TE)	12	1	11	0	0	72
3t)	Hill, K.C. (WR)	12	0	11	1	0	72
5)	Conner, Pit. (RB)	11	10	1	0	2	70
6)	Brown, Pit. (WR)	11	0	11	0	0	66
7)	White, N.E. (RB)	10	4	6	0	0	60
8t)	*Chubb, Cle. (RB)	8	6	2	0	0	48
8t)	Collins, Bal. (RB)	8	7	1	0	0	48
8t)	Hopkins, Hou. (WR)	8	0	8	0	0	48
11t)	Drake, Mia. (RB)	7	4	3	0	0	42
11t)	Kelce, K.C. (TE)	7	0	7	0	0	42
11t)	*Lindsay, Den. (RB)	7	6	1	0	0	42
11t)	M. Williams, LA-C (WR)	7	0	7	0	0	42
15t)	Boyd, Cin. (WR)	6	0	6	0	0	36
15t)	Crowell, NY-J (RB)	6	6	0	0	0	36
15t)	Green, Cin. (WR)	6	0	6	0	0	36
15t)	Hilton, Ind. (WR)	6	0	6	0	0	36
15t)	Mixon, Cin. (RB)	6	5	1	0	0	36
20)	Mack, Ind. (RB)	5	4	1	0	2	34
21t)	Allen, Bal. (RB)	5	3	2	0	0	30
21t)	Cook, Oak. (TE)	5	0	5	0	0	30
21t)	Fournette, Jac. (RB)	5	4	1	0	0	30
21t)	*Freeman, Den. (RB)	5	5	0	0	0	30
21t)	Hyde, Cle.-Jac. (RB)	5	5	0	0	0	30
21t)	*Michel, N.E. (RB)	5	5	0	0	0	30
21t)	Ross, Cin. (WR)	5	0	5	0	0	30
21t)	Sanders, Den. (WR)	5	1	4	0	0	30
21t)	D. Thomas, Den.-Hou. (WR)	5	0	5	0	0	30
21t)	Ty. Williams, LA-C (WR)	5	0	5	0	0	30
21t)	Yeldon, Jac. (RB)	5	1	4	0	0	30
32t)	Smith-Schuster, Pit. (WR)	4	0	4	0	1	26
32t)	Stills, Mia. (WR)	4	0	4	0	1	26
34t)	*Allen, Buf. (QB)	4	4	0	0	0	24
34t)	Allen, LA-C (WR)	4	0	4	0	0	24
34t)	J. Brown, Bal. (WR)	4	0	4	0	0	24
34t)	Conley, K.C. (WR)	4	0	4	0	0	24
34t)	Ekeler, LA-C (RB)	4	1	3	0	0	24
34t)	W. Fuller, Hou. (WR)	4	0	4	0	0	24
34t)	Grant, Mia. (WR)	4	0	2	2	0	24
34t)	Henry, Ten. (RB)	4	4	0	0	0	24
34t)	Miller, Hou. (RB)	4	3	1	0	0	24
34t)	C. Patterson, N.E. (WR)	4	1	2	1	0	24
34t)	Westbrook, Jac. (WR)	4	0	4	0	0	24
34t)	Wilson, Mia. (WR)	4	0	4	0	0	24
46)	Johnson, Cle. (RB)	3	0	3	0	2	22
47t)	*Callaway, Cle. (WR)	3	0	3	0	1	20
47t)	J. Nelson, Oak. (WR)	3	0	3	0	1	20
49t)	R. Anderson, NY-J (WR)	3	0	3	0	0	18
49t)	Bernard, Cin. (RB)	3	3	0	0	0	18
49t)	Crabtree, Bal. (WR)	3	0	3	0	0	18
49t)	C. Davis, Ten. (WR)	3	0	3	0	0	18
49t)	Edelman, N.E. (WR)	3	0	3	0	0	18
49t)	Gordon, Cle.-N.E. (WR)	3	0	3	0	0	18
49t)	*Herndon, NY-J (TE)	3	0	3	0	0	18
49t)	*Hines, Ind. (RB)	3	1	2	0	0	18
49t)	Lynch, Oak. (RB)	3	3	0	0	0	18
49t)	McDonald, Pit. (TE)	3	0	3	0	0	18
49t)	Moncrief, Jac. (WR)	3	0	3	0	0	18
49t)	Njoku, Cle. (TE)	3	0	3	0	0	18
49t)	Roethlisberger, Pit. (QB)	3	3	0	0	0	18
49t)	J. Smith, Ten. (TE)	3	0	3	0	0	18
49t)	Swoope, Ind. (TE)	3	0	3	0	0	18
49t)	*J. Thomas, Hou. (TE)	3	0	3	0	0	18
49t)	Watkins, K.C. (WR)	3	0	3	0	0	18

**WEEK 12 / THROUGH MONDAY, NOVEMBER 26, 2018****AFC / LEADING SCORERS, KICKERS**

Rank	Player, Team	PAT	FG	Pct	Long	Pts
1)	Fairbairn, Hou.	27/28	24/29	.828	54	99
2)	Butker, K.C.	47/50	17/18	.944	46	98
3)	Gostkowski, N.E.	34/34	21/24	.875	52	97
4t)	Myers, NY-J	20/21	23/25	.920	56	89
4t)	Tucker, Bal.	26/27	21/23	.913	56	89
6)	Vinatieri, Ind.	32/34	17/21	.810	54	83
7)	Succop, Ten.	18/18	19/22	.864	54	75
8)	McManus, Den.	27/27	15/18	.833	53	72
9)	*Sanders, Mia.	23/24	16/17	.941	50	71
10)	Lambo, Jac.	18/19	17/19	.895	57	69
11)	Hauschka, Buf.	15/15	16/17	.941	54	63
12t)	Boswell, Pit.	33/37	9/13	.692	50	60
12t)	Bullock, Cin.	33/35	9/13	.692	51	60
14)	*Joseph, Cle.	15/17	11/13	.846	51	48
15)	*Badgley, LA-C	16/17	9/ 9	1.000	46	43
16)	*Carlson, Min.-Oak.	14/14	8/12	.667	49	38
17)	Sturgis, LA-C	9/15	9/13	.692	49	36
18)	Nugent, Oak.	4/ 5	6/ 6	1.000	52	22

**AFC / TOUCHBACKS ON KICKOFFS**

Rank	Player, Team	TB
1)	Butker, K.C.	53
2)	Sanchez, Ind.	43
3t)	Myers, NY-J	42
3t)	*Sanders, Mia.	42
5)	Fairbairn, Hou.	41
6t)	Gostkowski, N.E.	37
6t)	Tucker, Bal.	37
8t)	Boswell, Pit.	34
8t)	Bullock, Cin.	34
10t)	*Joseph, Cle.	33
10t)	Succop, Ten.	33
12t)	Lambo, Jac.	32
12t)	McManus, Den.	32
14)	Hauschka, Buf.	24
15)	*Carlson, Min.-Oak.	22
16)	Sturgis, LA-C	18
17t)	*Badgley, LA-C	6
17t)	Nugent, Oak.	6



**WEEK 12 / THROUGH MONDAY, NOVEMBER 26, 2018**

**AFC / MOST YARDS FROM SCRIMMAGE**

Rank	Player, Team	Total			Rushing			Receiving		
		Yards	Att+Rec	Avg	Yards	Att	Avg	Yards	Rec	Avg
1)	Conner, Pit. (RB)	1302	235	5.5	849	186	4.6	453	49	9.2
2)	Gordon, LA-C (RB)	1255	197	6.4	802	153	5.2	453	44	10.3
3)	Hunt, K.C. (RB)	1202	207	5.8	824	181	4.6	378	26	14.5
4)	Hill, K.C. (WR)	1187	78	15.2	81	13	6.2	1106	65	17.0
5)	Smith-Schuster, Pit. (WR)	1068	78	13.7	13	1	13.0	1055	77	13.7
6)	Hopkins, Hou. (WR)	1017	74	13.7	-7	1	-7.0	1024	73	14.0
7)	*Lindsay, Den. (RB)	967	159	6.1	780	135	5.8	187	24	7.8
8)	Allen, LA-C (WR)	923	77	12.0	75	8	9.4	848	69	12.3
9)	Mixon, Cin. (RB)	916	173	5.3	673	142	4.7	243	31	7.8
10)	Kelce, K.C. (TE)	914	67	13.6	0	0	---	914	67	13.6
11)	Miller, Hou. (RB)	905	174	5.2	773	157	4.9	132	17	7.8
12)	Sanders, Den. (WR)	902	71	12.7	53	4	13.3	849	67	12.7
13)	Brown, Pit. (WR)	874	71	12.3	0	0	---	874	71	12.3
14)	White, N.E. (RB)	870	137	6.4	303	70	4.3	567	67	8.5
15)	Boyd, Cin. (WR)	844	65	13.0	3	2	1.5	841	63	13.3
16)	Yeldon, Jac. (RB)	808	138	5.9	385	92	4.2	423	46	9.2
17)	Ekeler, LA-C (RB)	763	102	7.5	409	70	5.8	354	32	11.1
18)	*Chubb, Cle. (RB)	755	131	5.8	663	122	5.4	92	9	10.2
19)	C. Davis, Ten. (WR)	744	52	14.3	42	3	14.0	702	49	14.3
20)	D. Lewis, Ten. (RB)	739	172	4.3	428	129	3.3	311	43	7.2
21)	Crowell, NY-J (RB)	723	136	5.3	582	120	4.9	141	16	8.8
22)	Hilton, Ind. (WR)	710	45	15.8	0	0	---	710	45	15.8
23)	Drake, Mia. (RB)	706	127	5.6	408	89	4.6	298	38	7.8
24)	Green, Cin. (WR)	687	45	15.3	0	0	---	687	45	15.3
25)	Gore, Mia. (RB)	685	141	4.9	595	131	4.5	90	10	9.0
26)	J. Brown, Bal. (WR)	653	39	16.7	4	3	1.3	649	36	18.0
27)	Mack, Ind. (RB)	640	120	5.3	556	109	5.1	84	11	7.6
28)	Landry, Cle. (WR)	630	60	10.5	0	0	---	630	60	10.5
29)	*Michel, N.E. (RB)	629	133	4.7	586	127	4.6	43	6	7.2
30)	McCoy, Buf. (RB)	624	153	4.1	426	128	3.3	198	25	7.9
31)	Cook, Oak. (TE)	609	47	13.0	0	0	---	609	47	13.0
32)	Westbrook, Jac. (WR)	598	49	12.2	70	6	11.7	528	43	12.3
33)	Watkins, K.C. (WR)	571	45	12.7	52	5	10.4	519	40	13.0
34)	Richard, Oak. (RB)	566	83	6.8	119	30	4.0	447	53	8.4
35)	Gordon, Cle.-N.E. (WR)	564	32	17.6	0	0	---	564	32	17.6
36)	Edelman, N.E. (WR)	558	49	11.4	48	5	9.6	510	44	11.6
37)	Ty. Williams, LA-C (WR)	534	30	17.8	15	2	7.5	519	28	18.5
38)	*Hines, Ind. (RB)	531	109	4.9	283	69	4.1	248	40	6.2
39)	Moncrief, Jac. (WR)	517	34	15.2	0	0	---	517	34	15.2
40)	Collins, Bal. (RB)	516	129	4.0	411	114	3.6	105	15	7.0
41)	Snead, Bal. (WR)	512	51	10.0	13	1	13.0	499	50	10.0
42)	Ebron, Ind. (TE)	509	46	11.1	1	2	0.5	508	44	11.5
43)	Henry, Ten. (RB)	507	128	4.0	434	118	3.7	73	10	7.3
44t)	Gronkowski, N.E. (TE)	504	32	15.8	0	0	---	504	32	15.8
44t)	Hyde, Cle.-Jac. (RB)	504	147	3.4	475	141	3.4	29	6	4.8
46)	W. Fuller, Hou. (WR)	503	32	15.7	0	0	---	503	32	15.7
47)	D. Thomas, Den.-Hou. (WR)	501	43	11.7	0	0	---	501	43	11.7
48)	Crabtree, Bal. (WR)	500	45	11.1	0	0	---	500	45	11.1
49)	Blue, Hou. (RB)	499	127	3.9	392	115	3.4	107	12	8.9
50)	Martin, Oak. (RB)	484	101	4.8	384	87	4.4	100	14	7.1

**WEEK 12 / THROUGH MONDAY, NOVEMBER 26, 2018****AFC / LEADERS IN FIRST DOWNS**

Rank	Player, Team	Rush	Rec	Tot
1)	Conner, Pit. (RB)	48	18	66
2)	Gordon, LA-C (RB)	44	20	64
3)	Hunt, K.C. (RB)	46	17	63
4)	Hopkins, Hou. (WR)	0	50	50
5t)	Hill, K.C. (WR)	5	44	49
5t)	White, N.E. (RB)	17	32	49
7)	Smith-Schuster, Pit. (WR)	1	47	48
8t)	Allen, LA-C (WR)	4	42	46
8t)	*Lindsay, Den. (RB)	36	10	46
10t)	Kelce, K.C. (TE)	0	45	45
10t)	Mixon, Cin. (RB)	35	10	45
12)	Boyd, Cin. (WR)	0	44	44
13)	*Michel, N.E. (RB)	37	3	40
14)	Brown, Pit. (WR)	0	39	39
15t)	Green, Cin. (WR)	0	37	37
15t)	Sanders, Den. (WR)	2	35	37
17)	C. Davis, Ten. (WR)	1	35	36
18)	*Chubb, Cle. (RB)	31	4	35
19t)	Ekeler, LA-C (RB)	18	16	34
19t)	Yeldon, Jac. (RB)	15	19	34
21t)	*Hines, Ind. (RB)	16	17	33
21t)	Miller, Hou. (RB)	27	6	33
23t)	Cook, Oak. (TE)	0	32	32
23t)	Hilton, Ind. (WR)	0	32	32
23t)	Westbrook, Jac. (WR)	4	28	32
26t)	Crowell, NY-J (RB)	23	7	30
26t)	Drake, Mia. (RB)	17	13	30
26t)	Mack, Ind. (RB)	28	2	30
29t)	Landry, Cle. (WR)	0	29	29
29t)	D. Lewis, Ten. (RB)	18	11	29
29t)	Snead, Bal. (WR)	1	28	29
29t)	D. Thomas, Den.-Hou. (WR)	0	29	29
33t)	Collins, Bal. (RB)	22	6	28
33t)	Johnson, Cle. (RB)	7	21	28
35t)	Crabtree, Bal. (WR)	0	27	27
35t)	Edelman, N.E. (WR)	3	24	27
35t)	Gore, Mia. (RB)	21	6	27
38t)	Ebron, Ind. (TE)	1	25	26
38t)	Lynch, Oak. (RB)	20	6	26
38t)	McCoy, Buf. (RB)	18	8	26
38t)	Watkins, K.C. (WR)	2	24	26
42t)	Bortles, Jac. (QB)	25	0	25
42t)	*Freeman, Den. (RB)	24	1	25
44t)	Blue, Hou. (RB)	21	3	24
44t)	J. Brown, Bal. (WR)	0	24	24
44t)	Fournette, Jac. (RB)	16	8	24
44t)	Hyde, Cle.-Jac. (RB)	24	0	24
44t)	Ivory, Buf. (RB)	18	6	24
44t)	McDonald, Pit. (TE)	0	24	24
50t)	W. Fuller, Hou. (WR)	0	23	23
50t)	Henry, Ten. (RB)	20	3	23
50t)	*L. Jackson, Bal. (QB)	23	0	23
50t)	Richard, Oak. (RB)	6	17	23

**WEEK 12 / THROUGH MONDAY, NOVEMBER 26, 2018****AFC / LEADING PUNTERS**

Rank	Player, Team	No	Yards	Lg	Avg	TB	Blk	Dwn	OB	Opp Ret	In	Net
1)	Kern, Ten.	51	2438	62	47.8	2	0	4	11	26	290	22 41.3
2)	Koch, Bal.	44	2069	63	47.0	4	1	6	4	22	193	22 39.9
3)	R. Allen, N.E.	42	1943	66	46.3	4	0	7	9	18	223	10 39.0
4)	Edwards, NY-J	60	2766	62	46.1	3	0	7	9	33	269	16 40.6
5)	Colquitt, K.C.	31	1412	67	45.5	4	0	6	1	13	29	16 42.0
6)	Haack, Mia.	57	2590	65	45.4	5	0	4	5	23	206	29 40.1
7)	Colquitt, Cle.	68	3071	79	45.2	4	1	11	7	32	389	30 37.7
8)	Sanchez, Ind.	36	1624	61	45.1	1	0	7	1	14	55	13 43.0
9)	*Bojorquez, Buf.	45	2028	60	45.1	4	1	8	4	20	137	22 39.4
10)	*Daniel, Hou.	49	2168	61	44.2	5	0	5	3	21	143	24 39.3
11)	*Wadman, Den.	38	1676	59	44.1	1	0	2	6	17	156	12 39.5
12)	Berry, Pit.	47	2068	69	44.0	3	0	9	4	14	153	19 39.5
13)	Huber, Cin.	45	1971	63	43.8	1	1	9	1	18	160	21 38.9
14)	*Cooke, Jac.	55	2394	61	43.5	7	0	10	10	21	80	24 39.5
15)	*Townsend, Oak.	49	2131	60	43.5	4	0	7	4	23	206	9 37.7

**AFC / LEADING PUNTERS, NET AVERAGE**

Rank	Player, Team	No	Yards	Lg	Avg	TB	Blk	Dwn	OB	Opp Ret	In	Net
1)	Sanchez, Ind.	36	1624	61	45.1	1	0	7	1	14	55	13 43.0
2)	Colquitt, K.C.	31	1412	67	45.5	4	0	6	1	13	29	16 42.0
3)	Kern, Ten.	51	2438	62	47.8	2	0	4	11	26	290	22 41.3
4)	Edwards, NY-J	60	2766	62	46.1	3	0	7	9	33	269	16 40.6
5)	Haack, Mia.	57	2590	65	45.4	5	0	4	5	23	206	29 40.1
6)	Koch, Bal.	44	2069	63	47.0	4	1	6	4	22	193	22 39.9
7)	*Cooke, Jac.	55	2394	61	43.5	7	0	10	10	21	80	24 39.5
8)	*Wadman, Den.	38	1676	59	44.1	1	0	2	6	17	156	12 39.5
9)	Berry, Pit.	47	2068	69	44.0	3	0	9	4	14	153	19 39.5
10)	*Bojorquez, Buf.	45	2028	60	45.1	4	1	8	4	20	137	22 39.4
11)	*Daniel, Hou.	49	2168	61	44.2	5	0	5	3	21	143	24 39.3
12)	R. Allen, N.E.	42	1943	66	46.3	4	0	7	9	18	223	10 39.0
13)	Huber, Cin.	45	1971	63	43.8	1	1	9	1	18	160	21 38.9
14)	Colquitt, Cle.	68	3071	79	45.2	4	1	11	7	32	389	30 37.7
15)	*Townsend, Oak.	49	2131	60	43.5	4	0	7	4	23	206	9 37.7

**AFC / PUNT RETURN LEADERS**

Rank	Player, Team	Ret	FC	Yards	Avg	Long	TD
1)	Grant, Mia.	14	6	228	16.3	71t	1
2)	A. Roberts, NY-J	18	21	286	15.9	78t	1
3)	C. Jones, Bal.-N.E.-Bal.	18	9	228	12.7	70t	1
4)	King, LA-C	18	3	212	11.8	56	0
5)	Hill, K.C.	17	1	197	11.6	91t	1
6)	Carter, Phi.-Hou.	14	3	156	11.1	42	0
7)	D. Harris, Oak.	15	8	153	10.2	49	0
8)	Peppers, Cle.	20	17	179	9.0	33	0
9)	Switzer, Pit.	23	17	195	8.5	23	0
10)	Ervin, Hou.-Bal.	21	7	175	8.3	27	0

**AFC / KICKOFF RETURN LEADERS**

Rank	Player, Team	Ret	Yards	Avg	Long	TD
1)	Jennings, Ten.	14	487	34.8	94t	1
2)	C. Patterson, N.E.	17	525	30.9	95t	1
3)	*Tr. Smith, K.C.	19	567	29.8	97	0
4)	Grant, Mia.	18	535	29.7	102t	1
5)	Erickson, Cin.	22	567	25.8	51	0
6)	A. Roberts, NY-J	24	583	24.3	53	0
7)	King, LA-C	15	343	22.9	40	0
8)	D. Harris, Oak.	16	355	22.2	28	0
9)	Peppers, Cle.	15	313	20.9	28	0
10)	Switzer, Pit.	20	404	20.2	35	0

**WEEK 12 / THROUGH MONDAY, NOVEMBER 26, 2018****AFC / LEADERS IN INTERCEPTIONS**

Rank	Player, Team	Int	Yards	Avg	Long	TD
1)	Howard, Mia.	5	32	6.4	39	0
2)	Williams, Cin.	4	73	18.3	29	0
3t)	*Reid, Hou.	3	128	42.7	101t	1
3t)	Lee, NY-J	3	82	27.3	36t	1
3t)	King, LA-C	3	75	25.0	42t	1
3t)	C. Harris, Den.	3	68	22.7	53t	1
3t)	Nelson, K.C.	3	53	17.7	35	0
3t)	Randall, Cle.	3	52	17.3	50	0
3t)	*Bates, Cin.	3	42	14.0	21t	1
3t)	McDonald, Mia.	3	41	13.7	31	0
3t)	Milano, Buf.	3	41	13.7	29	0
3t)	Alonso, Mia.	3	30	10.0	15	0
3t)	*Ward, Cle.	3	26	8.7	26	0
3t)	Poyer, Buf.	3	11	3.7	11	0
3t)	Ramsey, Jac.	3	0	0.0	0	0
16t)	Jones, Mia.	2	80	40.0	54	0
16t)	Conley, Oak.	2	64	32.0	36t	1
16t)	K. Moore, Ind.	2	36	18.0	32	0
16t)	Parker, K.C.	2	33	16.5	33t	1
16t)	J. Jones, N.E.	2	28	14.0	28	0
16t)	K. Jackson, Hou.	2	24	12.0	13	0
16t)	P. Brown, Cin.	2	20	10.0	18	0
16t)	Claiborne, NY-J	2	17	8.5	17t	1
16t)	Kirksey, Cle.	2	17	8.5	13	0
16t)	Jackson, Ten.	2	7	3.5	7	0
16t)	*James, LA-C	2	7	3.5	4	0
16t)	Mathieu, Hou.	2	6	3.0	6	0
16t)	Byard, Ten.	2	0	0.0	0	0
16t)	Gilchrist, Oak.	2	0	0.0	0	0
16t)	Gilmore, N.E.	2	0	0.0	0	0
16t)	*Jackson, N.E.	2	0	0.0	0	0
16t)	R. Nelson, Oak.	2	0	0.0	0	0
16t)	Simmons, Den.	2	0	0.0	0	0

**AFC / LEADERS IN SACKS**

Rank	Player, Team	Sacks
1)	Watt, Hou. (DE)	11.5
2)	Miller, Den. (LB)	10.5
3t)	Garrett, Cle. (DE)	10.0
3t)	Watt, Pit. (LB)	10.0
5t)	*Chubb, Den. (LB)	9.0
5t)	Ford, K.C. (LB)	9.0
5t)	Jones, K.C. (DE)	9.0
8t)	Atkins, Cin. (DT)	7.0
8t)	Clowney, Hou. (LB)	7.0
8t)	Dunlap, Cin. (DE)	7.0
11t)	Bailey, K.C. (DE)	6.0
11t)	Campbell, Jac. (DE)	6.0
11t)	Heyward, Pit. (DE)	6.0
11t)	Hughes, Buf. (DE)	6.0
11t)	Judon, Bal. (LB)	6.0
11t)	*Leonard, Ind. (LB)	6.0
11t)	Ngakoué, Jac. (DE)	6.0
18t)	Alexander, Buf. (LB)	5.5
18t)	Hargrave, Pit. (NT)	5.5
18t)	Ingram, LA-C (DE)	5.5
18t)	Sheard, Ind. (DE)	5.5
18t)	Z. Smith, Bal. (LB)	5.5
18t)	Suggs, Bal. (LB)	5.5
24t)	Brown, Ten. (LB)	5.0
24t)	Jenkins, NY-J (LB)	5.0
24t)	Williams, Buf. (DT)	5.0
27t)	Casey, Ten. (DE)	4.5
27t)	Dupree, Pit. (LB)	4.5
27t)	Ogunjobi, Cle. (DT)	4.5
27t)	Rochell, LA-C (DE)	4.5
27t)	Wake, Mia. (DE)	4.5
27t)	Williams, Pit. (LB)	4.5
27t)	Wise, N.E. (DE)	4.5
34t)	Houston, K.C. (LB)	4.0
34t)	Hunt, Ind. (DE)	4.0
34t)	*Hurst, Oak. (DT)	4.0
34t)	*Turay, Ind. (DE)	4.0
38t)	Flowers, N.E. (DE)	3.5
38t)	*James, LA-C (DB)	3.5
38t)	Mercilus, Hou. (LB)	3.5
38t)	Woodyard, Ten. (LB)	3.5
42t)	Autry, Ind. (DT)	3.0
42t)	Barrett, Den. (LB)	3.0
42t)	Copeland, NY-J (LB)	3.0
42t)	*Hubbard, Cin. (DE)	3.0
42t)	Mathieu, Hou. (DB)	3.0
42t)	T. Murphy, Buf. (DE)	3.0
42t)	Square, LA-C (DE)	3.0
42t)	Tuitt, Pit. (DE)	3.0
42t)	Ward, Ind. (DE)	3.0
42t)	Williams, NY-J (DE)	3.0
42t)	Williamson, NY-J (LB)	3.0

**WEEK 12 / THROUGH MONDAY, NOVEMBER 26, 2018****AFC / FUMBLE RECOVERIES**

Rank	Player, Team	TotRec	OffRec	DefRec
1)	Mahomes, K.C.	5	5	0
2t)	Bailey, K.C.	3	0	3
2t)	*L. Jackson, Bal.	3	3	0
2t)	Milano, Buf.	3	0	3
2t)	Roethlisberger, Pit.	3	3	0
2t)	Watson, Hou.	3	3	0
7t)	*Allen, Buf.	2	2	0
7t)	Dav. Andrews, N.E.	2	2	0
7t)	Bitonio, Cle.	2	2	0
7t)	*Bojorquez, Buf.	2	2	0
7t)	Bortles, Jac.	2	2	0
7t)	Chickillo, Pit.	2	0	2
7t)	Clowney, Hou.	2	0	2
7t)	Croom, Buf.	2	2	0
7t)	*Darnold, NY-J	2	2	0
7t)	Ekeler, LA-C	2	2	0
7t)	Fejedelem, Cin.	2	1	1
7t)	Hankins, Oak.	2	0	2
7t)	Jackson, Ten.	2	2	0
7t)	Jenkins, NY-J	2	0	2
7t)	Keenum, Den.	2	2	0
7t)	*Leonard, Ind.	2	0	2
7t)	Luck, Ind.	2	2	0
7t)	Miller, Den.	2	0	2
7t)	Peppers, Cle.	2	1	1
7t)	Schobert, Cle.	2	0	2
7t)	*Speaks, K.C.	2	0	2
7t)	*Ward, Cle.	2	0	2

**AFC / OFFENSIVE FUMBLE RECOVERIES**

Rank	Player, Team	Ret	Yards	Avg	Long	TD
1)	Mahomes, K.C.	5	0	0.0	0	0
2t)	*L. Jackson, Bal.	3	0	0.0	0	0
2t)	Roethlisberger, Pit.	3	0	0.0	0	0
2t)	Watson, Hou.	3	0	0.0	0	0
5t)	*Allen, Buf.	2	0	0.0	0	0
5t)	Dav. Andrews, N.E.	2	0	0.0	0	0
5t)	Bitonio, Cle.	2	0	0.0	0	0
5t)	*Bojorquez, Buf.	2	0	0.0	0	0
5t)	Bortles, Jac.	2	0	0.0	0	0
5t)	Croom, Buf.	2	0	0.0	0t	1
5t)	*Darnold, NY-J	2	0	0.0	0	0
5t)	Ekeler, LA-C	2	0	0.0	0	0
5t)	Jackson, Ten.	2	0	0.0	0	0
5t)	Keenum, Den.	2	0	0.0	0	0
5t)	Luck, Ind.	2	0	0.0	0	0

**AFC / DEFENSIVE FUMBLE RECOVERIES**

Rank	Player, Team	Ret	Yards	Avg	Long	TD
1t)	Bailey, K.C.	3	2	0.7	2t	1
1t)	Milano, Buf.	3	0	0.0	0	0
3t)	*Ward, Cle.	2	29	14.5	20	0
3t)	Schobert, Cle.	2	26	13.0	26	0
3t)	Miller, Den.	2	3	1.5	3	0
3t)	Chickillo, Pit.	2	0	0.0	0	0
3t)	Clowney, Hou.	2	0	0.0	0t	1
3t)	Hankins, Oak.	2	0	0.0	0	0
3t)	Jenkins, NY-J	2	0	0.0	0	0
3t)	*Leonard, Ind.	2	0	0.0	0	0
3t)	*Speaks, K.C.	2	0	0.0	0	0



**WEEK 12 / THROUGH MONDAY, NOVEMBER 26, 2018**

**NFC / LEADING PASSERS**

Player, Team			Pct		Avg		Pct			Pct Rating	
	Att	Comp	Comp	Yds	Gain	TD	TD	Long	Int	Int	Points
Brees, N.O.	356	272	76.4	3135	8.81	29	8.1	72t	2	0.6	127.3
Goff, LA-R	381	258	67.7	3547	9.31	26	6.8	70t	6	1.6	113.5
Wilson, Sea.	309	206	66.7	2531	8.19	25	8.1	66	5	1.6	112.0
Ryan, Atl.	434	310	71.4	3683	8.49	24	5.5	75t	5	1.2	110.6
Newton, Car.	359	250	69.6	2699	7.52	22	6.1	82	7	1.9	103.7
Cousins, Min.	447	318	71.1	3289	7.36	22	4.9	75t	7	1.6	101.9
Rodgers, G.B.	413	255	61.7	3271	7.92	20	4.8	75t	1	0.2	101.7
Wentz, Phi.	330	230	69.7	2540	7.70	16	4.8	58	6	1.8	100.8
Fitzpatrick, T.B.	246	164	66.7	2366	9.62	17	6.9	75t	12	4.9	100.4
Trubisky, Chi.	321	210	65.4	2469	7.69	20	6.2	70t	9	2.8	97.7
Manning, NY-G	401	277	69.1	3093	7.71	14	3.5	58	7	1.7	96.2
Prescott, Dal.	336	219	65.2	2427	7.22	13	3.9	90t	5	1.5	93.2
Stafford, Det.	406	272	67.0	2841	7.00	17	4.2	67	10	2.5	90.8
Winston, T.B.	202	137	67.8	1692	8.38	10	5.0	60t	11	5.4	87.3
A. Smith, Was.	328	205	62.5	2180	6.65	10	3.0	52	5	1.5	85.7
Beathard, S.F.	169	102	60.4	1252	7.41	8	4.7	82t	7	4.1	81.8
*Rosen, Ariz	247	137	55.5	1521	6.16	10	4.0	75t	11	4.5	68.9

**NFC / LEADING PASSERS, RANKS**

Player, Team			Pct		Avg		Pct			Pct Rating	
	Att	Comp	Comp	Yds	Gain	TD	TD	Long	Int	Int	Points
Brees, N.O.	8	4t	1	5	3	1	1		2	2	1
Goff, LA-R	6	6	8	2	2	2	4		7t	7	2
Wilson, Sea.	13	12	10t	10	6	3	2		3t	8	3
Ryan, Atl.	2	2	2	1	4	4	7		3t	3	4
Newton, Car.	7	8	5	8	11	5t	6		9t	11	5
Cousins, Min.	1	1	3	3	13	5t	9		9t	6	6
Rodgers, G.B.	3	7	15	4	7	7t	11		1	1	7
Wentz, Phi.	10	9	4	9	9	11	10		7t	10	8
Fitzpatrick, T.B.	15	14	10t	13	1	9t	3		17	16	9
Trubisky, Chi.	12	11	12	11	10	7t	5		13	13	10
Manning, NY-G	5	3	6	6	8	12	16		9t	9	11
Prescott, Dal.	9	10	13	12	14	13	15		3t	4	12
Stafford, Det.	4	4t	9	7	15	9t	13		14	12	13
Winston, T.B.	16	15t	7	15	5	14t	8		15t	17	14
A. Smith, Was.	11	13	14	14	16	14t	17		3t	5	15
Beathard, S.F.	17	17	16	17	12	17	12		9t	14	16
*Rosen, Ariz	14	15t	17	16	17	14t	14		15t	15	17

**WEEK 12 / THROUGH MONDAY, NOVEMBER 26, 2018****NFC / FOURTH-QUARTER PASSING LEADERS**

Rank	Player, Team	Att	Comp	Comp%	Yards	YPA	TD	TD%	Int	Int%	Rating
1)	Brees, N.O.	72	52	72.2	597	8.29	8	11.1	0	0.0	133.9
2)	Winston, T.B.	54	39	72.2	502	9.30	6	11.1	2	3.7	122.6
3)	Ryan, Atl.	124	97	78.2	1162	9.37	8	6.5	3	2.4	117.1
4)	Newton, Car.	129	92	71.3	1049	8.13	10	7.8	2	1.6	114.8
5)	Fitzpatrick, T.B.	68	45	66.2	631	9.28	6	8.8	2	2.9	113.1
6)	Goff, LA-R	81	51	63.0	645	7.96	6	7.4	0	0.0	112.4
7)	Cousins, Min.	118	84	71.2	885	7.50	8	6.8	2	1.7	108.2
8)	Rodgers, G.B.	118	73	61.9	1039	8.81	6	5.1	0	0.0	107.3
9)	Wilson, Sea.	94	61	64.9	804	8.55	8	8.5	3	3.2	106.9
10)	Manning, NY-G	136	94	69.1	1070	7.87	8	5.9	2	1.5	105.9
11)	Stafford, Det.	127	85	66.9	912	7.18	8	6.3	4	3.1	95.7
12)	Wentz, Phi.	85	61	71.8	554	6.52	4	4.7	2	2.4	94.9
13)	Trubisky, Chi.	69	42	60.9	520	7.54	4	5.8	2	2.9	91.5
14)	Prescott, Dal.	103	64	62.1	698	6.78	2	1.9	1	1.0	84.5
15)	A. Smith, Was.	60	39	65.0	377	6.28	1	1.7	1	1.7	81.0
16)	*Rosen, Ariz	92	56	60.9	619	6.73	4	4.3	4	4.3	77.2
17)	Bradford, Ariz	32	24	75.0	155	4.84	0	0.0	1	3.1	71.7
18)	Beathard, S.F.	54	28	51.9	297	5.50	1	1.9	3	5.6	51.2

**NFC / THIRD-DOWN PASSING LEADERS**

Rank	Player, Team	Att	Comp	Comp%	Yards	YPA	TD	TD%	Int	Int%	Rating
1)	Manning, NY-G	104	77	74.0	815	7.84	7	6.7	1	1.0	114.9
2)	Wilson, Sea.	92	53	57.6	754	8.20	11	12.0	2	2.2	114.8
3)	Brees, N.O.	80	53	66.3	525	6.56	8	10.0	1	1.3	112.8
4)	Ryan, Atl.	105	77	73.3	946	9.01	5	4.8	1	1.0	112.6
5)	Rodgers, G.B.	92	53	57.6	931	10.12	4	4.3	0	0.0	106.7
6)	Cousins, Min.	112	72	64.3	753	6.72	6	5.4	1	0.9	97.8
7)	Newton, Car.	75	45	60.0	437	5.83	7	9.3	2	2.7	96.4
8)	Wentz, Phi.	78	46	59.0	501	6.42	4	5.1	0	0.0	95.1
9)	Goff, LA-R	85	58	68.2	728	8.56	5	5.9	4	4.7	94.6
10)	Trubisky, Chi.	74	45	60.8	461	6.23	5	6.8	2	2.7	90.0
11)	A. Smith, Was.	98	62	63.3	749	7.64	3	3.1	2	2.0	88.4
12)	Prescott, Dal.	93	59	63.4	594	6.39	3	3.2	1	1.1	87.8
13)	Stafford, Det.	101	60	59.4	717	7.10	6	5.9	5	5.0	80.3
14)	*Rosen, Ariz	70	33	47.1	302	4.31	4	5.7	3	4.3	60.5

**WEEK 12 / THROUGH MONDAY, NOVEMBER 26, 2018****NFC / LEADING RUSHERS**

Rank	Player, Team	Att	Yards	Avg	Long	TD
1)	Elliott, Dal.	217	1074	4.9	41	6
2)	Gurley, LA-R	210	1043	5.0	29	13
3)	*Barkley, NY-G	171	829	4.8	68t	8
4)	Peterson, Was.	183	758	4.1	64t	6
5)	McCaffrey, Car.	153	757	4.9	59	5
6)	Breida, S.F.	127	738	5.8	66t	3
7)	Kamara, N.O.	150	706	4.7	49t	11
8)	D. Johnson, Ariz	185	692	3.7	53	6
9)	*Johnson, Det.	118	641	5.4	71	3
10)	Carson, Sea.	144	635	4.4	24	4
11)	A. Jones, G.B.	101	606	6.0	67	6
12)	Barber, T.B.	153	590	3.9	28	3
13)	Howard, Chi.	162	536	3.3	24	5
14)	Coleman, Atl.	122	506	4.1	36	2
15)	Murray, Min.	107	455	4.3	38t	5
16)	Ingram, N.O.	90	440	4.9	38	4
17)	Newton, Car. (QB)	85	417	4.9	29	4
18)	M. Davis, Sea.	86	386	4.5	37	3
19)	Trubisky, Chi. (QB)	51	363	7.1	39	3
20)	Morris, S.F.	93	313	3.4	26	1
21)	*Penny, Sea.	66	304	4.6	38	1
22)	*Adams, Phi.	56	291	5.2	29	2
23)	Cohen, Chi.	66	285	4.3	21t	2
24)	J. Williams, G.B.	75	280	3.7	11	1
25)	Prescott, Dal. (QB)	58	279	4.8	28	5
26)	Blount, Det.	97	271	2.8	27	5
27)	Mostert, S.F.	34	261	7.7	52t	1
28)	Smallwood, Phi.	63	257	4.1	15	1
29)	Clement, Phi.	62	236	3.8	32	2
30)	Wilson, Sea. (QB)	41	231	5.6	21	0
31)	Cook, Min.	65	228	3.5	70	0
32)	M. Brown, LA-R	41	204	5.0	19	0
33)	*Smith, Atl.	63	199	3.2	18	4
34)	Ajayi, Phi.	45	184	4.1	20	3
35)	T. Hill, N.O. (QB)	32	174	5.4	35	1
36)	A. Smith, Was. (QB)	41	168	4.1	22	1
37)	Fitzpatrick, T.B. (QB)	36	152	4.2	18	2
38)	Winston, T.B. (QB)	31	149	4.8	15	1
39)	Rodgers, G.B. (QB)	29	148	5.1	21	0
40)	*Moore, Car. (WR)	9	129	14.3	32	0
41)	C. Thompson, Was.	26	113	4.3	16	0
42)	Woods, LA-R (WR)	13	111	8.5	56	0
43)	C. Anderson, Car.	24	104	4.3	22	0
44)	Cousins, Min. (QB)	34	103	3.0	19	1
45)	Bibbs, Was.	20	101	5.1	15	3
46)	Wentz, Phi. (QB)	26	100	3.8	13	0
47)	Ryan, Atl. (QB)	22	97	4.4	13	2
48)	Goff, LA-R (QB)	35	88	2.5	16	1
49)	Gallman, NY-G	24	87	3.6	9	0
50t)	*Edmonds, Ariz	34	85	2.5	9	0
50t)	Rodgers, T.B.	24	85	3.5	20	0

**NFC / THIRD-AND-ONE RUSHING LEADERS**

Rank	Player, Team	Att	FD	Pct
1t)	A. Jones, G.B.	4	4	100.0
1t)	Trubisky, Chi.	4	4	100.0
1t)	Brees, N.O.	3	3	100.0
1t)	Breida, S.F.	3	3	100.0
1t)	Morris, S.F.	3	3	100.0
1t)	Ryan, Atl.	3	3	100.0
7t)	*Barkley, NY-G	7	6	85.7
7t)	D. Johnson, Ariz	7	6	85.7
7t)	Peterson, Was.	7	6	85.7
10)	Newton, Car.	6	5	83.3
11)	Carson, Sea.	9	7	77.8
12t)	Barber, T.B.	4	3	75.0
12t)	Kamara, N.O.	4	3	75.0
14)	Gurley, LA-R	10	7	70.0
15t)	Elliott, Dal.	15	10	66.7
15t)	Blount, Det.	6	4	66.7
17)	Ingram, N.O.	5	3	60.0
18)	Howard, Chi.	9	5	55.6
19t)	Coleman, Atl.	6	3	50.0
19t)	McCaffrey, Car.	6	3	50.0

**WEEK 12 / THROUGH MONDAY, NOVEMBER 26, 2018****NFC / LEADERS IN RECEPTIONS**

Rank	Player, Team	Rec	Yards	Avg	Long	TD
1)	Thielen, Min.	93	1138	12.2	68	8
2)	Thomas, N.O.	86	1080	12.6	72t	8
3t)	J. Jones, Atl.	84	1305	15.5	58	3
3t)	Ertz, Phi. (TE)	84	895	10.7	34	6
5)	Diggs, Min.	79	790	10.0	75t	6
6)	D. Adams, G.B.	77	1022	13.3	57	10
7)	Beckham, NY-G	74	1017	13.7	51	5
8t)	McCaffrey, Car. (RB)	71	608	8.6	38	5
8t)	*Barkley, NY-G (RB)	71	581	8.2	57t	4
10)	M. Evans, T.B.	62	1073	17.3	72t	5
11t)	Cooks, LA-R	59	964	16.3	57	3
11t)	Woods, LA-R	59	904	15.3	36	4
13)	Kamara, N.O. (RB)	57	519	9.1	37t	4
14)	Kittle, S.F. (TE)	56	823	14.7	82t	3
15t)	Tate, Det.-Phi.	55	614	11.2	67	3
15t)	Hooper, Atl. (TE)	55	476	8.7	36	3
17)	Golladay, Det.	52	804	15.5	60	5
18)	Gabriel, Chi.	51	527	10.3	54	2
19)	Reed, Was. (TE)	50	537	10.7	34	2
20t)	S. Shepard, NY-G	48	610	12.7	58	3
20t)	Riddick, Det. (RB)	48	312	6.5	20	0
22t)	*Ridley, Atl.	47	625	13.3	75t	8
22t)	Cohen, Chi. (RB)	47	503	10.7	70t	4
22t)	Agholor, Phi.	47	467	9.9	58	1
22t)	Elliott, Dal. (RB)	47	363	7.7	38t	2
26t)	Humphries, T.B.	46	545	11.8	51	4
26t)	Beasley, Dal.	46	459	10.0	21	2
28t)	Cooper, Oak.-Dal.	44	629	14.3	90t	4
28t)	Godwin, T.B.	44	575	13.1	25	4
28t)	Fitzgerald, Ariz	44	460	10.5	37	5
31t)	Lockett, Sea.	43	661	15.4	52t	8
31t)	Gurley, LA-R (RB)	43	441	10.3	56	4
31t)	Rudolph, Min. (TE)	43	425	9.9	25	2
34)	Sanu, Atl.	42	546	13.0	43t	3
35)	Funchess, Car.	41	516	12.6	27	3
36t)	Jackson, T.B.	40	750	18.8	75t	4
36t)	Kupp, LA-R	40	566	14.2	70t	6
36t)	*Kirk, Ariz	40	536	13.4	75t	3
36t)	Jeffery, Phi.	40	461	11.5	31	4
40t)	*Moore, Car.	38	565	14.9	82	2
40t)	T. Burton, Chi. (TE)	38	448	11.8	47	5
42t)	Robinson, Chi.	36	494	13.7	39	4
42t)	Graham, G.B. (TE)	36	486	13.5	54	2
44t)	M. Jones, Det.	35	508	14.5	39t	5
44t)	Baldwin, Sea.	35	366	10.5	42	1
46t)	Howard, T.B. (TE)	34	565	16.6	75t	5
46t)	D. Johnson, Ariz (RB)	34	325	9.6	30	2
48t)	Doctson, Was.	32	334	10.4	24	2
48t)	*Johnson, Det. (RB)	32	213	6.7	24	1
50t)	*A. Miller, Chi.	29	398	13.7	55	5
50t)	Coleman, Atl. (RB)	29	268	9.2	39t	5
50t)	Treadwell, Min.	29	266	9.2	22	1

**WEEK 12 / THROUGH MONDAY, NOVEMBER 26, 2018****NFC / RECEIVING YARDAGE LEADERS**

Rank	Player, Team	Yards	Rec	Avg	Long	TD
1)	J. Jones, Atl.	1305	84	15.5	58	3
2)	Thielen, Min.	1138	93	12.2	68	8
3)	Thomas, N.O.	1080	86	12.6	72t	8
4)	M. Evans, T.B.	1073	62	17.3	72t	5
5)	D. Adams, G.B.	1022	77	13.3	57	10
6)	Beckham, NY-G	1017	74	13.7	51	5
7)	Cooks, LA-R	964	59	16.3	57	3
8)	Woods, LA-R	904	59	15.3	36	4
9)	Ertz, Phi. (TE)	895	84	10.7	34	6
10)	Kittle, S.F. (TE)	823	56	14.7	82t	3
11)	Golladay, Det.	804	52	15.5	60	5
12)	Diggs, Min.	790	79	10.0	75t	6
13)	Jackson, T.B.	750	40	18.8	75t	4
14)	Lockett, Sea.	661	43	15.4	52t	8
15)	Cooper, Oak.-Dal.	629	44	14.3	90t	4
16)	*Ridley, Atl.	625	47	13.3	75t	8
17)	Tate, Det.-Phi.	614	55	11.2	67	3
18)	S. Shepard, NY-G	610	48	12.7	58	3
19)	McCaffrey, Car. (RB)	608	71	8.6	38	5
20)	*Barkley, NY-G (RB)	581	71	8.2	57t	4
21)	Godwin, T.B.	575	44	13.1	25	4
22)	Kupp, LA-R	566	40	14.2	70t	6
23t)	Howard, T.B. (TE)	565	34	16.6	75t	5
23t)	*Moore, Car.	565	38	14.9	82	2
25)	Sanu, Atl.	546	42	13.0	43t	3
26)	Humphries, T.B.	545	46	11.8	51	4
27)	Reed, Was. (TE)	537	50	10.7	34	2
28)	*Kirk, Ariz	536	40	13.4	75t	3
29)	Gabriel, Chi.	527	51	10.3	54	2
30)	Kamara, N.O. (RB)	519	57	9.1	37t	4
31)	Funchess, Car.	516	41	12.6	27	3
32)	M. Jones, Det.	508	35	14.5	39t	5
33)	Cohen, Chi. (RB)	503	47	10.7	70t	4
34)	Robinson, Chi.	494	36	13.7	39	4
35)	Graham, G.B. (TE)	486	36	13.5	54	2
36)	Hooper, Atl. (TE)	476	55	8.7	36	3
37)	Agholor, Phi.	467	47	9.9	58	1
38)	Jeffery, Phi.	461	40	11.5	31	4
39)	Fitzgerald, Ariz	460	44	10.5	37	5
40)	Beasley, Dal.	459	46	10.0	21	2
41)	T. Burton, Chi. (TE)	448	38	11.8	47	5
42)	Gurley, LA-R (RB)	441	43	10.3	56	4
43)	Rudolph, Min. (TE)	425	43	9.9	25	2
44t)	Moore, Sea.	413	22	18.8	54	5
44t)	*Valdes-Scantling, G.B.	413	25	16.5	60	2
46)	*A. Miller, Chi.	398	29	13.7	55	5
47)	*Smith, N.O.	371	22	16.9	62t	4
48)	Baldwin, Sea.	366	35	10.5	42	1
49)	Elliot, Dal. (RB)	363	47	7.7	38t	2
50)	Goodwin, S.F.	339	17	19.9	67t	4

**WEEK 12 / THROUGH MONDAY, NOVEMBER 26, 2018**

**NFC / THIRD-DOWN RECEIVING LEADERS**

Rank	Player, Team	Rec	Yards	Avg	Long	TD
1)	Thielen, Min.	25	279	11.2	34	1
2)	J. Jones, Atl.	24	328	13.7	35t	2
3t)	D. Adams, G.B.	20	383	19.2	57	2
3t)	Beckham, NY-G	20	267	13.4	44	4
5t)	Thomas, N.O.	19	240	12.6	72t	2
5t)	Tate, Det.-Phi.	19	229	12.1	67	1
5t)	*Barkley, NY-G (RB)	19	142	7.5	21	0
8t)	M. Evans, T.B.	17	300	17.6	50t	1
8t)	*Ridley, Atl.	17	254	14.9	50	3
8t)	Beasley, Dal.	17	191	11.2	21	1
8t)	Elliot, Dal. (RB)	17	84	4.9	13	1
12)	Cooks, LA-R	16	172	10.8	24	0
13t)	*Kirk, Ariz	15	233	15.5	59t	2
13t)	Woods, LA-R	15	224	14.9	35	0
13t)	Diggs, Min.	15	136	9.1	24	2
16t)	Lockett, Sea.	14	251	17.9	52t	3
16t)	Reed, Was. (TE)	14	171	12.2	34	1
16t)	Sanu, Atl.	14	166	11.9	16	0
16t)	Ertz, Phi. (TE)	14	116	8.3	18	1
20t)	Cooper, Oak.-Dal.	13	178	13.7	40t	1
20t)	S. Shepard, NY-G	13	162	12.5	53	2
20t)	McCaffrey, Car. (RB)	13	106	8.2	22	2
23t)	Golladay, Det.	12	194	16.2	36	1
23t)	Kittle, S.F. (TE)	12	148	12.3	18	1
23t)	Rudolph, Min. (TE)	12	135	11.3	24	0
26t)	Jeffery, Phi.	11	119	10.8	31	3
26t)	Kamara, N.O. (RB)	11	107	9.7	19	2
26t)	Gabriel, Chi.	11	90	8.2	22	1
26t)	Riddick, Det. (RB)	11	88	8.0	20	0
26t)	Fitzgerald, Ariz	11	79	7.2	16	1
31t)	Kupp, LA-R	10	186	18.6	53t	2
31t)	Graham, G.B. (TE)	10	138	13.8	34	1
31t)	Hooper, Atl. (TE)	10	132	13.2	23	0
31t)	*A. Miller, Chi.	10	122	12.2	29t	2
31t)	Humphries, T.B.	10	86	8.6	15	0
31t)	C. Thompson, Was. (RB)	10	75	7.5	17	0
31t)	Wright, Car.	10	69	6.9	14	1
38t)	Jackson, T.B.	9	140	15.6	35	0
38t)	Agholor, Phi.	9	132	14.7	58	0
38t)	Godwin, T.B.	9	113	12.6	25	3
38t)	Engram, NY-G (TE)	9	76	8.4	18t	1
38t)	Rodgers, T.B. (RB)	9	72	8.0	24	0
43t)	Moore, Sea.	8	182	22.8	54	2
43t)	Cohen, Chi. (RB)	8	59	7.4	11	1
45t)	Cobb, G.B.	7	125	17.9	75t	1
45t)	M. Jones, Det.	7	123	17.6	39t	2
45t)	Robinson, Chi.	7	121	17.3	36t	1
45t)	Richardson, Was.	7	117	16.7	34	1
45t)	Doctson, Was.	7	87	12.4	24	1
45t)	Baldwin, Sea.	7	70	10.0	23	1
45t)	Everett, LA-R (TE)	7	59	8.4	22	1



**WEEK 12 / THROUGH MONDAY, NOVEMBER 26, 2018**

**NFC / LEADING SCORERS, NONKICKERS**

Rank	Player, Team	TD	Rush	Rec	Ret	X2	Pts
1)	Gurley, LA-R (RB)	17	13	4	0	3	108
2)	Kamara, N.O. (RB)	15	11	4	0	2	94
3)	*Barkley, NY-G (RB)	12	8	4	0	1	74
4t)	D. Adams, G.B. (WR)	10	0	10	0	0	60
4t)	McCaffrey, Car. (RB)	10	5	5	0	0	60
6)	Thielen, Min. (WR)	8	0	8	0	1	50
7t)	Elliot, Dal. (RB)	8	6	2	0	0	48
7t)	D. Johnson, Ariz (RB)	8	6	2	0	0	48
7t)	Lockett, Sea. (WR)	8	0	8	0	0	48
7t)	*Ridley, Atl. (WR)	8	0	8	0	0	48
7t)	Thomas, N.O. (WR)	8	0	8	0	0	48
12t)	Coleman, Atl. (RB)	7	2	5	0	0	42
12t)	A. Jones, G.B. (RB)	7	6	1	0	0	42
12t)	Peterson, Was. (RB)	7	6	1	0	0	42
15)	Diggs, Min. (WR)	6	0	6	0	1	38
16t)	Cohen, Chi. (RB)	6	2	4	0	0	36
16t)	Ertz, Phi. (TE)	6	0	6	0	0	36
16t)	M. Evans, T.B. (WR)	6	0	5	1	0	36
16t)	Kupp, LA-R (WR)	6	0	6	0	0	36
16t)	Samuel, Car. (WR)	6	2	4	0	0	36
21t)	T. Burton, Chi. (TE)	5	0	5	0	1	32
21t)	Fitzgerald, Ariz (WR)	5	0	5	0	1	32
21t)	Murray, Min. (RB)	5	5	0	0	1	32
21t)	Prescott, Dal. (QB)	5	5	0	0	1	32
25t)	Beckham, NY-G (WR)	5	0	5	0	0	30
25t)	Blount, Det. (RB)	5	5	0	0	0	30
25t)	Breida, S.F. (RB)	5	3	2	0	0	30
25t)	Golladay, Det. (WR)	5	0	5	0	0	30
25t)	Howard, Chi. (RB)	5	5	0	0	0	30
25t)	Howard, T.B. (TE)	5	0	5	0	0	30
25t)	Ingram, N.O. (RB)	5	4	1	0	0	30
25t)	Jackson, T.B. (WR)	5	1	4	0	0	30
25t)	M. Jones, Det. (WR)	5	0	5	0	0	30
25t)	*A. Miller, Chi. (WR)	5	0	5	0	0	30
25t)	Moore, Sea. (WR)	5	0	5	0	0	30
36)	Godwin, T.B. (WR)	4	0	4	0	1	26
37t)	Barber, T.B. (RB)	4	3	1	0	0	24
37t)	Bibbs, Was. (RB)	4	3	1	0	0	24
37t)	Brate, T.B. (TE)	4	0	4	0	0	24
37t)	Carson, Sea. (RB)	4	4	0	0	0	24
37t)	Cooks, LA-R (WR)	4	1	3	0	0	24
37t)	Cooper, Oak.-Dal. (WR)	4	0	4	0	0	24
37t)	M. Davis, Sea. (RB)	4	3	1	0	0	24
37t)	Goodwin, S.F. (WR)	4	0	4	0	0	24
37t)	Humphries, T.B. (WR)	4	0	4	0	0	24
37t)	Jeffery, Phi. (WR)	4	0	4	0	0	24
37t)	*Johnson, Det. (RB)	4	3	1	0	0	24
37t)	Newton, Car. (QB)	4	4	0	0	0	24
37t)	Olsen, Car. (TE)	4	0	4	0	0	24
37t)	Robinson, Min. (WR)	4	0	4	0	0	24
37t)	Robinson, Chi. (WR)	4	0	4	0	0	24
37t)	*Smith, Atl. (RB)	4	4	0	0	0	24
37t)	*Smith, N.O. (WR)	4	0	4	0	0	24
37t)	Woods, LA-R (WR)	4	0	4	0	0	24

**WEEK 12 / THROUGH MONDAY, NOVEMBER 26, 2018****NFC / LEADING SCORERS, KICKERS**

Rank	Player, Team	PAT	FG	Pct	Long	Pts
1)	Lutz, N.O.	43/44	22/23	.957	54	109
2t)	Crosby, G.B.	25/27	21/27	.778	53	88
2t)	Maher, Dal.	22/23	22/26	.846	55	88
4)	Rosas, NY-G	18/18	23/24	.958	53	87
5)	Gould, S.F.	19/21	22/23	.957	53	85
6)	Parkey, Chi.	32/34	17/22	.773	50	83
7)	Prater, Det.	22/22	20/23	.870	54	82
8)	Janikowski, Sea.	33/33	15/19	.789	56	78
9)	Hopkins, Was.	22/23	18/21	.857	56	76
10)	Elliott, Phi.	21/21	17/21	.810	56	72
11)	Zuerlein, LA-R	20/21	16/18	.889	56	68
12)	Gano, Car.	28/31	13/15	.867	63	67
13)	Bailey, Min.	19/20	15/20	.750	52	64
14)	Bryant, Atl.	19/20	14/14	1.000	57	61
15)	Catanzaro, T.B.	23/27	11/15	.733	59	56
16)	Santos, LA-R-T.B.	13/14	7/ 8	.875	41	34
17)	Dawson, Ariz	15/15	5/ 8	.625	43	30
18t)	*McCrane, Oak.-Ariz	8/ 8	5/ 9	.556	44	23
18t)	Tavecchio, Atl.	8/ 8	5/ 5	1.000	56	23
20)	Ficken, LA-R	10/10	1/ 3	.333	34	13
21)	Gonzalez, Cle.-Ariz	3/ 5	2/ 5	.400	39	9
22)	Hekker, LA-R	1/ 1	1/ 1	1.000	20	4

**NFC / TOUCHBACKS ON KICKOFFS**

Rank	Player, Team	TB
1)	Parkey, Chi.	52
2)	Lutz, N.O.	47
3)	Gano, Car.	43
4)	Hopkins, Was.	42
5t)	Maher, Dal.	40
5t)	Pinion, S.F.	40
7t)	Catanzaro, T.B.	39
7t)	Elliott, Phi.	39
9)	Bosher, Atl.	35
10)	Rosas, NY-G	33
11t)	Crosby, G.B.	32
11t)	Zuerlein, LA-R	32
13)	Martin, Det.	29
14)	Janikowski, Sea.	27
15)	Bailey, Min.	21
16)	Dawson, Ariz	14
17)	Ficken, LA-R	11
18)	Santos, LA-R-T.B.	10
19t)	Gonzalez, Cle.-Ariz	5
19t)	*McCrane, Oak.-Ariz	5
21)	Hekker, LA-R	2

**WEEK 12 / THROUGH MONDAY, NOVEMBER 26, 2018**

**NFC / MOST YARDS FROM SCRIMMAGE**

Rank	Player, Team	Total			Rushing			Receiving		
		Yards	Att+Rec	Avg	Yards	Att	Avg	Yards	Rec	Avg
1)	Gurley, LA-R (RB)	1484	253	5.9	1043	210	5.0	441	43	10.3
2)	Elliott, Dal. (RB)	1437	264	5.4	1074	217	4.9	363	47	7.7
3)	*Barkley, NY-G (RB)	1410	242	5.8	829	171	4.8	581	71	8.2
4)	McCaffrey, Car. (RB)	1365	224	6.1	757	153	4.9	608	71	8.6
5)	J. Jones, Atl. (WR)	1317	86	15.3	12	2	6.0	1305	84	15.5
6)	Kamara, N.O. (RB)	1225	207	5.9	706	150	4.7	519	57	9.1
7)	Thielen, Min. (WR)	1158	95	12.2	20	2	10.0	1138	93	12.2
8)	Thomas, N.O. (WR)	1080	86	12.6	0	0	---	1080	86	12.6
9)	M. Evans, T.B. (WR)	1073	62	17.3	0	0	---	1073	62	17.3
10)	Beckham, NY-G (WR)	1036	79	13.1	19	5	3.8	1017	74	13.7
11)	D. Adams, G.B. (WR)	1022	77	13.3	0	0	---	1022	77	13.3
12)	D. Johnson, Ariz (RB)	1017	219	4.6	692	185	3.7	325	34	9.6
13)	Woods, LA-R (WR)	1015	72	14.1	111	13	8.5	904	59	15.3
14)	Cooks, LA-R (WR)	1005	66	15.2	41	7	5.9	964	59	16.3
15)	Peterson, Was. (RB)	935	199	4.7	758	183	4.1	177	16	11.1
16)	Breida, S.F. (RB)	896	145	6.2	738	127	5.8	158	18	8.8
17)	Ertz, Phi. (TE)	895	84	10.7	0	0	---	895	84	10.7
18)	*Johnson, Det. (RB)	854	150	5.7	641	118	5.4	213	32	6.7
19)	Diggs, Min. (WR)	838	87	9.6	48	8	6.0	790	79	10.0
20)	Kittle, S.F. (TE)	833	57	14.6	10	1	10.0	823	56	14.7
21)	Golladay, Det. (WR)	812	53	15.3	8	1	8.0	804	52	15.5
22)	Cohen, Chi. (RB)	788	113	7.0	285	66	4.3	503	47	10.7
23)	Jackson, T.B. (WR)	775	45	17.2	25	5	5.0	750	40	18.8
24)	Coleman, Atl. (RB)	774	151	5.1	506	122	4.1	268	29	9.2
25)	A. Jones, G.B. (RB)	768	120	6.4	606	101	6.0	162	19	8.5
26)	Carson, Sea. (RB)	723	154	4.7	635	144	4.4	88	10	8.8
27)	Lockett, Sea. (WR)	709	51	13.9	48	8	6.0	661	43	15.4
28)	*Moore, Car. (WR)	694	47	14.8	129	9	14.3	565	38	14.9
29)	Barber, T.B. (RB)	661	166	4.0	590	153	3.9	71	13	5.5
30)	*Ridley, Atl. (WR)	652	53	12.3	27	6	4.5	625	47	13.3
31)	Tate, Det.-Phi. (WR)	648	59	11.0	34	4	8.5	614	55	11.2
32t)	Cooper, Oak.-Dal. (WR)	638	45	14.2	9	1	9.0	629	44	14.3
32t)	Howard, Chi. (RB)	638	176	3.6	536	162	3.3	102	14	7.3
34)	S. Shepard, NY-G (WR)	637	49	13.0	27	1	27.0	610	48	12.7
35)	Kupp, LA-R (WR)	591	44	13.4	25	4	6.3	566	40	14.2
36)	Murray, Min. (RB)	587	125	4.7	455	107	4.3	132	18	7.3
37)	Gabriel, Chi. (WR)	580	59	9.8	53	8	6.6	527	51	10.3
38)	Godwin, T.B. (WR)	575	44	13.1	0	0	---	575	44	13.1
39)	Ingram, N.O. (RB)	574	103	5.6	440	90	4.9	134	13	10.3
40)	Howard, T.B. (TE)	565	34	16.6	0	0	---	565	34	16.6
41)	Humphries, T.B. (WR)	556	48	11.6	11	2	5.5	545	46	11.8
42t)	*Kirk, Ariz (WR)	548	42	13.0	12	2	6.0	536	40	13.4
42t)	Sanu, Atl. (WR)	548	45	12.2	2	3	0.7	546	42	13.0
44)	Reed, Was. (TE)	537	50	10.7	0	0	---	537	50	10.7
45)	M. Davis, Sea. (RB)	520	109	4.8	386	86	4.5	134	23	5.8
46)	Funchess, Car. (WR)	516	41	12.6	0	0	---	516	41	12.6
47)	M. Jones, Det. (WR)	508	35	14.5	0	0	---	508	35	14.5
48)	Agholor, Phi. (WR)	499	50	10.0	32	3	10.7	467	47	9.9
49)	Robinson, Chi. (WR)	494	36	13.7	0	0	---	494	36	13.7
50)	Graham, G.B. (TE)	486	36	13.5	0	0	---	486	36	13.5

**WEEK 12 / THROUGH MONDAY, NOVEMBER 26, 2018****NFC / LEADERS IN FIRST DOWNS**

Rank	Player, Team	Rush	Rec	Tot
1)	Gurley, LA-R (RB)	56	19	75
2)	Kamara, N.O. (RB)	47	25	72
3)	Elliott, Dal. (RB)	54	12	66
4t)	McCaffrey, Car. (RB)	36	28	64
4t)	Thielen, Min. (WR)	1	63	64
6)	J. Jones, Atl. (WR)	1	61	62
7)	*Barkley, NY-G (RB)	36	22	58
8t)	D. Johnson, Ariz (RB)	38	18	56
8t)	Thomas, N.O. (WR)	0	56	56
10)	Woods, LA-R (WR)	5	49	54
11)	Beckham, NY-G (WR)	2	49	51
12)	M. Evans, T.B. (WR)	0	50	50
13)	Ertz, Phi. (TE)	0	48	48
14t)	Cooks, LA-R (WR)	3	42	45
14t)	A. Jones, G.B. (RB)	35	10	45
16)	Golladay, Det. (WR)	0	44	44
17t)	D. Adams, G.B. (WR)	0	43	43
17t)	*Johnson, Det. (RB)	32	11	43
19t)	Breida, S.F. (RB)	34	8	42
19t)	Peterson, Was. (RB)	36	6	42
21)	Kittle, S.F. (TE)	1	39	40
22)	Diggs, Min. (WR)	3	36	39
23)	Coleman, Atl. (RB)	23	15	38
24t)	Carson, Sea. (RB)	33	4	37
24t)	Godwin, T.B. (WR)	0	37	37
26)	Howard, Chi. (RB)	30	5	35
27t)	Cohen, Chi. (RB)	14	20	34
27t)	S. Shepard, NY-G (WR)	1	33	34
29t)	Barber, T.B. (RB)	29	4	33
29t)	Cooper, Oak.-Dal. (WR)	0	33	33
31t)	Funchess, Car. (WR)	0	32	32
31t)	Jackson, T.B. (WR)	2	30	32
33)	*Ridley, Atl. (WR)	1	30	31
34t)	Humphries, T.B. (WR)	0	30	30
34t)	Jeffery, Phi. (WR)	0	30	30
36t)	Gabriel, Chi. (WR)	3	26	29
36t)	Newton, Car. (QB)	29	0	29
36t)	Sanu, Atl. (WR)	2	27	29
39t)	M. Davis, Sea. (RB)	21	7	28
39t)	Howard, T.B. (TE)	0	28	28
39t)	Kupp, LA-R (WR)	3	25	28
39t)	Lockett, Sea. (WR)	2	26	28
39t)	*Moore, Car. (WR)	5	23	28
39t)	Tate, Det.-Phi. (WR)	1	27	28
45)	M. Jones, Det. (WR)	0	27	27
46t)	Beasley, Dal. (WR)	0	26	26
46t)	T. Burton, Chi. (TE)	1	25	26
46t)	Ingram, N.O. (RB)	22	4	26
49t)	Reed, Was. (TE)	0	25	25
49t)	Trubisky, Chi. (QB)	25	0	25

**WEEK 12 / THROUGH MONDAY, NOVEMBER 26, 2018****NFC / LEADING PUNTERS**

Rank	Player, Team	No	Yards	Lg	Avg	TB	Blk	Dwn	OB	Opp Ret	In	Net
										Ret Yds	20	Avg
1)	Lee, Ariz	65	3171	61	48.8	5	0	6	6	35	351	17 41.8
2)	Johnston, Phi.	45	2194	68	48.8	6	0	5	2	23	153	17 42.7
3)	*M. Dickson, Sea.	51	2480	69	48.6	2	0	7	11	25	195	19 44.0
4)	Dixon, NY-G	47	2181	60	46.4	4	0	9	4	20	152	15 41.5
5)	Palardy, Car.	43	1957	59	45.5	3	0	6	1	15	122	20 41.3
6)	*Scott, G.B.	45	2030	67	45.1	6	1	7	2	11	88	15 39.6
7)	Martin, Det.	44	1980	61	45.0	3	0	7	3	16	269	17 37.5
8)	O'Donnell, Chi.	40	1788	63	44.7	5	1	6	1	15	110	18 38.5
9)	Anger, T.B.	36	1608	64	44.7	2	0	4	3	18	155	10 39.3
10)	Wile, Min.	48	2142	70	44.6	2	1	10	6	16	118	21 40.5
11)	C. Jones, Dal.	46	2052	56	44.6	2	0	7	2	24	209	10 39.2
12)	Hekker, LA-R	29	1293	68	44.6	1	0	6	9	9	68	15 41.6
13)	Bosher, Atl.	35	1531	57	43.7	1	2	4	2	17	124	14 37.5
14)	Way, Was.	52	2272	62	43.7	0	0	12	3	18	131	31 41.2
15)	Pinion, S.F.	48	2089	64	43.5	2	1	4	7	18	160	17 38.6

**NFC / LEADING PUNTERS, NET AVERAGE**

Rank	Player, Team	No	Yards	Lg	Avg	TB	Blk	Dwn	OB	Opp Ret	In	Net
										Ret Yds	20	Avg
1)	*M. Dickson, Sea.	51	2480	69	48.6	2	0	7	11	25	195	19 44.0
2)	Johnston, Phi.	45	2194	68	48.8	6	0	5	2	23	153	17 42.7
3)	Lee, Ariz	65	3171	61	48.8	5	0	6	6	35	351	17 41.8
4)	Hekker, LA-R	29	1293	68	44.6	1	0	6	9	9	68	15 41.6
5)	Dixon, NY-G	47	2181	60	46.4	4	0	9	4	20	152	15 41.5
6)	Palardy, Car.	43	1957	59	45.5	3	0	6	1	15	122	20 41.3
7)	Way, Was.	52	2272	62	43.7	0	0	12	3	18	131	31 41.2
8)	Wile, Min.	48	2142	70	44.6	2	1	10	6	16	118	21 40.5
9)	*Scott, G.B.	45	2030	67	45.1	6	1	7	2	11	88	15 39.6
10)	Anger, T.B.	36	1608	64	44.7	2	0	4	3	18	155	10 39.3
11)	C. Jones, Dal.	46	2052	56	44.6	2	0	7	2	24	209	10 39.2
12)	Pinion, S.F.	48	2089	64	43.5	2	1	4	7	18	160	17 38.6
13)	O'Donnell, Chi.	40	1788	63	44.7	5	1	6	1	15	110	18 38.5
14)	Martin, Det.	44	1980	61	45.0	3	0	7	3	16	269	17 37.5
15)	Bosher, Atl.	35	1531	57	43.7	1	2	4	2	17	124	14 37.5

**NFC / PUNT RETURN LEADERS**

Rank	Player, Team	Ret	FC	Yards	Avg	Long	TD
1)	Natson, LA-R	17	5	227	13.4	60	0
2)	Cohen, Chi.	26	10	322	12.4	42	0
3)	Sherels, Min.	17	11	156	9.2	24	0
4)	*Kirk, Ariz	18	17	150	8.3	44	0
5)	Humphries, T.B.	16	11	108	6.8	16	0
6)	Lockett, Sea.	18	10	109	6.1	19	0
7)	Hardy, Atl.	14	12	68	4.9	14	0

**NFC / KICKOFF RETURN LEADERS**

Rank	Player, Team	Ret	Yards	Avg	Long	TD
1)	Hall, Atl.	16	417	26.1	53	0
2)	Countess, LA-R	17	419	24.6	40	0

**WEEK 12 / THROUGH MONDAY, NOVEMBER 26, 2018****NFC / LEADERS IN INTERCEPTIONS**

Rank	Player, Team	Int	Yards	Avg	Long	TD
1)	Kazee, Atl.	6	52	8.7	33	0
2)	Fuller, Chi.	5	41	8.2	35	0
3t)	Jackson, Chi.	4	68	17.0	41t	2
3t)	Swearinger, Was.	4	33	8.3	22	0
3t)	*Jackson, Car.	4	0	0.0	0	0
6t)	Smith, Min.	3	66	22.0	52	0
6t)	McDougald, Sea.	3	39	13.0	39	0
6t)	Harris, Min.	3	33	11.0	33	0
6t)	Clinton-Dix, G.B.-Was.	3	25	8.3	24	0
6t)	E. Thomas, Sea.	3	25	8.3	25	0
6t)	Adams, Car.	3	11	3.7	18	0
6t)	J. Johnson, LA-R	3	11	3.7	11	0
6t)	Boston, Ariz	3	9	3.0	9	0
14t)	M. Williams, N.O.	2	100	50.0	78	0
14t)	Peters, LA-R	2	59	29.5	50t	1
14t)	Riley, NY-G	2	58	29.0	46	0
14t)	*Vander Esch, Dal.	2	56	28.0	28	0
14t)	Amukamara, Chi.	2	49	24.5	49t	1
14t)	Slay, Det.	2	40	20.0	21	0
14t)	Norman, Was.	2	39	19.5	32	0
14t)	Ja. Jenkins, NY-G	2	29	14.5	29	0
14t)	Amos, Chi.	2	27	13.5	26	0
14t)	Dunbar, Was.	2	21	10.5	24	0
14t)	Ogletree, NY-G	2	15	7.5	15t	1
14t)	X. Woods, Dal.	2	15	7.5	15	0
14t)	Callahan, Chi.	2	12	6.0	12	0
14t)	Goodson, NY-G	2	8	4.0	5	0
14t)	Shaqui. Griffin, Sea.	2	8	4.0	8	0
14t)	Banjo, N.O.	2	0	0.0	0	0
14t)	Peterson, Ariz	2	0	0.0	0	0



**WEEK 12 / THROUGH MONDAY, NOVEMBER 26, 2018****NFC / LEADERS IN SACKS**

Rank	Player, Team	Sacks
1)	Donald, LA-R (DT)	14.5
2)	Hunter, Min. (DE)	11.5
3)	Cha. Jones, Ariz (DE)	11.0
4)	Pierre-Paul, T.B. (DE)	10.5
5)	Clark, Sea. (DE)	10.0
6)	Lawrence, Dal. (DE)	8.5
7t)	Fackrell, G.B. (LB)	8.0
7t)	Jordan, N.O. (DE)	8.0
7t)	Kerrigan, Was. (LB)	8.0
7t)	Mack, Chi. (LB)	8.0
11t)	Addison, Car. (DE)	7.5
11t)	Ioannidis, Was. (DE)	7.5
13t)	Buckner, S.F. (DT)	7.0
13t)	Rankins, N.O. (DT)	7.0
15)	Bennett, Phi. (DE)	6.5
16t)	Clark, G.B. (NT)	6.0
16t)	Kennard, Det. (LB)	6.0
16t)	McCoy, T.B. (DT)	6.0
19t)	Crawford, Atl. (DT)	5.5
19t)	McKinley, Atl. (DE)	5.5
19t)	Nassib, T.B. (DE)	5.5
19t)	Okwara, Det. (DE)	5.5
19t)	J. Reed, Sea. (DT)	5.5
24)	Allen, Was. (DE)	5.0
25t)	Crawford, Dal. (DT)	4.5
25t)	Long, Phi. (DE)	4.5
25t)	Nkemdiche, Ariz (DT)	4.5
28t)	Ansah, Det. (DE)	4.0
28t)	Cox, Phi. (DT)	4.0
28t)	*Davenport, N.O. (DE)	4.0
28t)	Davis, Det. (LB)	4.0
28t)	Hicks, Chi. (DE)	4.0
28t)	Martinez, G.B. (LB)	4.0
28t)	*Payne, Was. (NT)	4.0
28t)	Peppers, Car. (DE)	4.0
28t)	J. Smith, Dal. (LB)	4.0
28t)	*Smith, Chi. (LB)	4.0
38t)	Blair, S.F. (DE)	3.5
38t)	Griffen, Min. (DE)	3.5
38t)	T. Johnson, Sea.-Min. (DT)	3.5
38t)	Marsh, S.F. (DE)	3.5
38t)	S. Richardson, Min. (DT)	3.5
38t)	P. Smith, Was. (LB)	3.5
38t)	Suh, LA-R (NT)	3.5
45t)	Alexander, Min. (DB)	3.0
45t)	Armstead, S.F. (DE)	3.0
45t)	Beasley, Atl. (DE)	3.0
45t)	Davis, N.O. (LB)	3.0
45t)	Ebukam, LA-R (LB)	3.0
45t)	Fowler, Jac.-LA-R (DE)	3.0
45t)	B. Graham, Phi. (DE)	3.0
45t)	Thompson, Car. (LB)	3.0
45t)	Gregory, Dal. (DE)	3.0
45t)	*Hand, Det. (DE)	3.0
45t)	Harold, Det. (LB)	3.0
45t)	Hicks, Phi. (LB)	3.0
45t)	Irvin, Oak.-Atl. (DE)	3.0
45t)	Jarrett, Atl. (DT)	3.0
45t)	Littleton, LA-R (LB)	3.0
45t)	Lynch, Chi. (LB)	3.0
45t)	Mayowa, Ariz (DE)	3.0
45t)	Moore, Ariz (DE)	3.0
45t)	Okafor, N.O. (DE)	3.0
45t)	Smith, Min. (DB)	3.0
45t)	Weatherly, Min. (DE)	3.0

**WEEK 12 / THROUGH MONDAY, NOVEMBER 26, 2018****NFC / FUMBLE RECOVERIES**

Rank	Player, Team	TotRec	OffRec	DefRec
1t)	Prescott, Dal.	5	5	0
1t)	*Rosen, Ariz	5	5	0
3)	Wentz, Phi.	4	4	0
4t)	Brees, N.O.	3	3	0
4t)	Cousins, Min.	3	3	0
4t)	A. Smith, Was.	3	3	0
4t)	Wilson, Sea.	3	3	0
8t)	Apple, NY-G-N.O.	2	0	2
8t)	Beathard, S.F.	2	2	0
8t)	Breida, S.F.	2	2	0
8t)	Clark, G.B.	2	0	2
8t)	Clement, Phi.	2	2	0
8t)	Donald, LA-R	2	0	2
8t)	M. Evans, T.B.	2	2	0
8t)	Fitzpatrick, T.B.	2	2	0
8t)	Foster, Was.	2	0	2
8t)	Fowler, Jac.-LA-R	2	0	2
8t)	Goff, LA-R	2	2	0
8t)	Golladay, Det.	2	1	1
8t)	T. Johnson, Sea.-Min.	2	0	2
8t)	Lattimore, N.O.	2	0	2
8t)	Lewis, Dal.	2	0	2
8t)	Mack, Chi.	2	0	2
8t)	Manning, NY-G	2	2	0
8t)	*Penny, Sea.	2	2	0
8t)	Rodgers, T.B.	2	2	0
8t)	Ryan, Atl.	2	2	0
8t)	Smith, Min.	2	0	2
8t)	Suh, LA-R	2	0	2
8t)	Sullivan, LA-R	2	2	0
8t)	Winston, T.B.	2	2	0
8t)	Wright, Car.	2	2	0

**NFC / OFFENSIVE FUMBLE RECOVERIES**

Rank	Player, Team	Ret	Yards	Avg	Long	TD
1t)	Prescott, Dal.	5	0	0.0	0	0
1t)	*Rosen, Ariz	5	0	0.0	0	0
3)	Wentz, Phi.	4	0	0.0	0	0
4t)	Brees, N.O.	3	0	0.0	0	0
4t)	Cousins, Min.	3	0	0.0	0	0
4t)	A. Smith, Was.	3	0	0.0	0	0
4t)	Wilson, Sea.	3	0	0.0	0	0
8t)	Rodgers, T.B.	2	2	1.0	2	0
8t)	Beathard, S.F.	2	0	0.0	0	0
8t)	Breida, S.F.	2	0	0.0	0	0
8t)	Clement, Phi.	2	0	0.0	0	0
8t)	Fitzpatrick, T.B.	2	0	0.0	0	0
8t)	Goff, LA-R	2	0	0.0	0	0
8t)	Manning, NY-G	2	0	0.0	0	0
8t)	*Penny, Sea.	2	0	0.0	0	0
8t)	Ryan, Atl.	2	0	0.0	0	0
8t)	Sullivan, LA-R	2	0	0.0	0	0
8t)	Winston, T.B.	2	0	0.0	0	0
8t)	Wright, Car.	2	0	0.0	0	0
8t)	M. Evans, T.B.	2	-3	-1.5	0t	1

**NFC / DEFENSIVE FUMBLE RECOVERIES**

Rank	Player, Team	Ret	Yards	Avg	Long	TD
1t)	Lattimore, N.O.	2	91	45.5	54	0
1t)	Lewis, Dal.	2	14	7.0	14	0
1t)	Apple, NY-G-N.O.	2	2	1.0	2	0
1t)	Clark, G.B.	2	0	0.0	0	0
1t)	Donald, LA-R	2	0	0.0	0	0
1t)	Foster, Was.	2	0	0.0	0	0
1t)	Fowler, Jac.-LA-R	2	0	0.0	0	0
1t)	T. Johnson, Sea.-Min.	2	0	0.0	0	0
1t)	Mack, Chi.	2	0	0.0	0	0
1t)	Smith, Min.	2	0	0.0	0	0
1t)	Suh, LA-R	2	0	0.0	0	0

**WEEK 12 / THROUGH MONDAY, NOVEMBER 26, 2018**

**NFL / LEADING PASSERS**

Player, Team	Att	Comp	Pct Comp	Yds	Avg Gain	TD	Pct TD	Long	Int	Pct Int	Rating Points
Brees, N.O.	356	272	76.4	3135	8.81	29	8.1	72t	2	0.6	127.3
Mahomes, K.C.	391	264	67.5	3628	9.28	37	9.5	75t	10	2.6	117.9
Rivers, LA-C	344	239	69.5	3119	9.07	26	7.6	75t	6	1.7	115.7
Goff, LA-R	381	258	67.7	3547	9.31	26	6.8	70t	6	1.6	113.5
Wilson, Sea.	309	206	66.7	2531	8.19	25	8.1	66	5	1.6	112.0
Ryan, Atl.	434	310	71.4	3683	8.49	24	5.5	75t	5	1.2	110.6
Newton, Car.	359	250	69.6	2699	7.52	22	6.1	82	7	1.9	103.7
Luck, Ind.	437	299	68.4	3112	7.12	32	7.3	68t	11	2.5	102.7
Cousins, Min.	447	318	71.1	3289	7.36	22	4.9	75t	7	1.6	101.9
Rodgers, G.B.	413	255	61.7	3271	7.92	20	4.8	75t	1	0.2	101.7
Watson, Hou.	333	220	66.1	2807	8.43	20	6.0	73t	9	2.7	101.0
Wentz, Phi.	330	230	69.7	2540	7.70	16	4.8	58	6	1.8	100.8
Fitzpatrick, T.B.	246	164	66.7	2366	9.62	17	6.9	75t	12	4.9	100.4
Trubisky, Chi.	321	210	65.4	2469	7.69	20	6.2	70t	9	2.8	97.7
Tannehill, Mia.	154	102	66.2	1176	7.64	10	6.5	75t	5	3.2	97.2
Brady, N.E.	402	262	65.2	3031	7.54	19	4.7	55t	7	1.7	96.3
Manning, NY-G	401	277	69.1	3093	7.71	14	3.5	58	7	1.7	96.2
Roethlisberger, Pit.	472	312	66.1	3664	7.76	24	5.1	97t	12	2.5	95.9
Mariota, Ten.	239	168	70.3	1886	7.89	9	3.8	61t	6	2.5	95.6
*Mayfield, Cle.	311	195	62.7	2242	7.21	17	5.5	59	7	2.3	93.2
Prescott, Dal.	336	219	65.2	2427	7.22	13	3.9	90t	5	1.5	93.2
Carr, Oak.	384	263	68.5	2827	7.36	13	3.4	66	8	2.1	92.4
Stafford, Det.	406	272	67.0	2841	7.00	17	4.2	67	10	2.5	90.8
Dalton, Cin.	365	226	61.9	2566	7.03	21	5.8	49	11	3.0	89.6
Winston, T.B.	202	137	67.8	1692	8.38	10	5.0	60t	11	5.4	87.3
Osweiler, Mia.	178	113	63.5	1247	7.01	6	3.4	75t	4	2.2	86.0
A. Smith, Was.	328	205	62.5	2180	6.65	10	3.0	52	5	1.5	85.7
Keenum, Den.	390	244	62.6	2802	7.18	13	3.3	64t	10	2.6	84.6
Flacco, Bal.	379	232	61.2	2465	6.50	12	3.2	71	6	1.6	84.2
Bortles, Jac.	369	223	60.4	2572	6.97	13	3.5	80t	10	2.7	81.9
Beathard, S.F.	169	102	60.4	1252	7.41	8	4.7	82t	7	4.1	81.8
*Rosen, Ariz	247	137	55.5	1521	6.16	10	4.0	75t	11	4.5	68.9
*Darnold, NY-J	289	159	55.0	1934	6.69	11	3.8	76t	14	4.8	68.3
*Allen, Buf.	158	83	52.5	992	6.28	3	1.9	75t	5	3.2	65.2

**NFL / LEADING PASSERS, RANKS**

Player, Team	Att	Comp	Pct Comp	Yds	Avg Gain	TD	Pct TD	Long	Int	Pct Int	Rating Points
Brees, N.O.	17	6t	1	7	5	3	2	2	2	1	
Mahomes, K.C.	9	8	13	3	3	1	1	24t	22	2	
Rivers, LA-C	18	15	7	8	4	4t	4	10t	11	3	
Goff, LA-R	12	11	12	4	2	4t	7	10t	7	4	
Wilson, Sea.	25	23	15t	20	9	6	3	4t	9	5	
Ryan, Atl.	4	3	2	1	6	7t	13	4t	3	6	
Newton, Car.	16	13	6	16	18	9t	10	15t	14	7	
Luck, Ind.	3	4	10	9	25	2	5	28t	20	8	
Cousins, Min.	2	1	3	5	21	9t	17	15t	6	9	
Rodgers, G.B.	5	12	28	6	10	12t	19	1	1	10	
Watson, Hou.	20	20	19	14	7	12t	11	22t	24	11	
Wentz, Phi.	21	17	5	19	14	19	18	10t	13	12	
Fitzpatrick, T.B.	28	27	15t	24	1	16t	6	32t	33	13	
Trubisky, Chi.	23	22	20	21	15	12t	9	22t	26	14	
Tannehill, Mia.	34	32t	17	33	16	27t	8	4t	29	15	
Brady, N.E.	7	10	22	11	17	15	21	15t	10	16	
Manning, NY-G	8	5	8	10	13	20	28	15t	12	17	
Roethlisberger, Pit.	1	2	18	2	12	7t	15	32t	21	18	
Mariota, Ten.	29	26	4	28	11	31	26	10t	19	19	
*Mayfield, Cle.	24	25	24	25	23	16t	14	15t	17	20	
Prescott, Dal.	19	21	21	23	22	21t	24	4t	4	21	
Carr, Oak.	11	9	9	13	20	21t	29	21	15	22	
Stafford, Det.	6	6t	14	12	28	16t	22	24t	18	23	
Dalton, Cin.	15	18	27	18	26	11	12	28t	27	24	
Winston, T.B.	30	29t	11	29	8	27t	16	28t	34	25	
Osweiler, Mia.	31	31	23	32	27	33	30	3	16	26	
A. Smith, Was.	22	24	26	26	31	27t	33	4t	5	27	
Keenum, Den.	10	14	25	15	24	21t	31	24t	23	28	
Flacco, Bal.	13	16	29	22	32	25	32	10t	8	29	
Bortles, Jac.	14	19	30	17	29	21t	27	24t	25	30	
Beathard, S.F.	32	32t	31	31	19	32	20	15t	30	31	
*Rosen, Ariz	27	29t	32	30	34	27t	23	28t	31	32	
*Darnold, NY-J	26	28	33	27	30	26	25	34	32	33	
*Allen, Buf.	33	34	34	34	33	36t	34	4t	28	34	

## WEEK 12 / THROUGH MONDAY, NOVEMBER 26, 2018

## NFL / FOURTH-QUARTER PASSING LEADERS

Rank	Player, Team	Att	Comp	Comp%	Yards	YPA	TD	TD%	Int	Int%	Rating
1)	Brees, N.O.	72	52	72.2	597	8.29	8	11.1	0	0.0	133.9
2)	Osweiler, Mia.	46	33	71.7	414	9.00	4	8.7	0	0.0	128.4
3)	Winston, T.B.	54	39	72.2	502	9.30	6	11.1	2	3.7	122.6
4)	Ryan, Atl.	124	97	78.2	1162	9.37	8	6.5	3	2.4	117.1
5)	Newton, Car.	129	92	71.3	1049	8.13	10	7.8	2	1.6	114.8
6)	Fitzpatrick, T.B.	68	45	66.2	631	9.28	6	8.8	2	2.9	113.1
7)	Goff, LA-R	81	51	63.0	645	7.96	6	7.4	0	0.0	112.4
8)	Luck, Ind.	130	94	72.3	949	7.30	11	8.5	3	2.3	111.3
9)	Mariota, Ten.	46	34	73.9	336	7.30	2	4.3	0	0.0	108.6
10)	Cousins, Min.	118	84	71.2	885	7.50	8	6.8	2	1.7	108.2
11)	Brady, N.E.	73	53	72.6	764	10.47	4	5.5	3	4.1	107.3
12)	Rodgers, G.B.	118	73	61.9	1039	8.81	6	5.1	0	0.0	107.3
13)	Wilson, Sea.	94	61	64.9	804	8.55	8	8.5	3	3.2	106.9
14)	Manning, NY-G	136	94	69.1	1070	7.87	8	5.9	2	1.5	105.9
15)	Mahomes, K.C.	78	52	66.7	625	8.01	8	10.3	4	5.1	103.8
16)	Watson, Hou.	88	54	61.4	688	7.82	7	8.0	2	2.3	102.8
17)	Rivers, LA-C	79	58	73.4	603	7.63	3	3.8	1	1.3	102.5
18)	Stafford, Det.	127	85	66.9	912	7.18	8	6.3	4	3.1	95.7
19)	Wentz, Phi.	85	61	71.8	554	6.52	4	4.7	2	2.4	94.9
20)	Keenum, Den.	123	85	69.1	948	7.71	4	3.3	3	2.4	92.5
21)	Trubisky, Chi.	69	42	60.9	520	7.54	4	5.8	2	2.9	91.5
22)	Roethlisberger, Pit.	108	64	59.3	757	7.01	4	3.7	2	1.9	85.3
23)	Prescott, Dal.	103	64	62.1	698	6.78	2	1.9	1	1.0	84.5
24)	*Mayfield, Cle.	77	46	59.7	547	7.10	4	5.2	3	3.9	82.5
25)	A. Smith, Was.	60	39	65.0	377	6.28	1	1.7	1	1.7	81.0
26)	Driskel, Cin.	29	18	62.1	187	6.45	0	0.0	0	0.0	80.7
27)	Flacco, Bal.	86	50	58.1	447	5.20	2	2.3	0	0.0	79.9
28)	Carr, Oak.	105	65	61.9	693	6.60	3	2.9	3	2.9	78.8
29)	Gabbert, Ten.	33	20	60.6	224	6.79	1	3.0	1	3.0	78.3
30)	*Rosen, Ariz	92	56	60.9	619	6.73	4	4.3	4	4.3	77.2
31)	Dalton, Cin.	92	55	59.8	612	6.65	2	2.2	3	3.3	73.3
32)	Bradford, Ariz	32	24	75.0	155	4.84	0	0.0	1	3.1	71.7
33)	Bortles, Jac.	113	62	54.9	722	6.39	2	1.8	4	3.5	65.6
34)	Tannehill, Mia.	36	19	52.8	283	7.86	2	5.6	3	8.3	62.6
35)	*Allen, Buf.	42	23	54.8	235	5.60	1	2.4	2	4.8	59.1
36)	*Darnold, NY-J	94	50	53.2	624	6.64	3	3.2	7	7.4	53.7
37)	Beathard, S.F.	54	28	51.9	297	5.50	1	1.9	3	5.6	51.2
38)	Anderson, Buf.	29	15	51.7	189	6.52	0	0.0	3	10.3	32.8

## NFL / THIRD-DOWN PASSING LEADERS

Rank	Player, Team	Att	Comp	Comp%	Yards	YPA	TD	TD%	Int	Int%	Rating
1)	Manning, NY-G	104	77	74.0	815	7.84	7	6.7	1	1.0	114.9
2)	Wilson, Sea.	92	53	57.6	754	8.20	11	12.0	2	2.2	114.8
3)	Brees, N.O.	80	53	66.3	525	6.56	8	10.0	1	1.3	112.8
4)	Ryan, Atl.	105	77	73.3	946	9.01	5	4.8	1	1.0	112.6
5)	Mahomes, K.C.	81	50	61.7	766	9.46	8	9.9	3	3.7	110.4
6)	Rodgers, G.B.	92	53	57.6	931	10.12	4	4.3	0	0.0	106.7
7)	Mariota, Ten.	69	44	63.8	559	8.10	3	4.3	0	0.0	103.5
8)	Luck, Ind.	113	76	67.3	862	7.63	8	7.1	3	2.7	102.5
9)	Cousins, Min.	112	72	64.3	753	6.72	6	5.4	1	0.9	97.8
10)	Flacco, Bal.	91	55	60.4	599	6.58	6	6.6	1	1.1	97.3
11)	Brady, N.E.	87	44	50.6	596	6.85	10	11.5	3	3.4	96.7
12)	Newton, Car.	75	45	60.0	437	5.83	7	9.3	2	2.7	96.4
13)	Wentz, Phi.	78	46	59.0	501	6.42	4	5.1	0	0.0	95.1
14)	Carr, Oak.	91	57	62.6	643	7.07	3	3.3	0	0.0	94.7
15)	Goff, LA-R	85	58	68.2	728	8.56	5	5.9	4	4.7	94.6
16)	Watson, Hou.	95	55	57.9	741	7.80	6	6.3	3	3.2	90.7
17)	*Mayfield, Cle.	86	54	62.8	624	7.26	4	4.7	2	2.3	90.5
18)	Rivers, LA-C	92	55	59.8	710	7.72	8	8.7	5	5.4	90.4
19)	Trubisky, Chi.	74	45	60.8	461	6.23	5	6.8	2	2.7	90.0
20)	Roethlisberger, Pit.	110	70	63.6	813	7.39	6	5.5	4	3.6	88.9
21)	A. Smith, Was.	98	62	63.3	749	7.64	3	3.1	2	2.0	88.4
22)	Prescott, Dal.	93	59	63.4	594	6.39	3	3.2	1	1.1	87.8
23)	Bortles, Jac.	105	59	56.2	708	6.74	3	2.9	1	1.0	82.6
24)	Stafford, Det.	101	60	59.4	717	7.10	6	5.9	5	5.0	80.3
25)	*Darnold, NY-J	82	40	48.8	534	6.51	5	6.1	2	2.4	80.0
26)	Keenum, Den.	93	51	54.8	530	5.70	3	3.2	1	1.1	77.8
27)	Dalton, Cin.	81	40	49.4	459	5.67	6	7.4	3	3.7	76.1
28)	*Rosen, Ariz	70	33	47.1	302	4.31	4	5.7	3	4.3	60.5

## WEEK 12 / THROUGH MONDAY, NOVEMBER 26, 2018

## NFL / LEADING RUSHERS

Rank	Player, Team	Att	Yards	Avg	Long	TD
1)	Elliott, Dal.	217	1074	4.9	41	6
2)	Gurley, LA-R	210	1043	5.0	29	13
3)	Conner, Pit.	186	849	4.6	30	10
4)	*Barkley, NY-G	171	829	4.8	68t	8
5)	Hunt, K.C.	181	824	4.6	45	7
6)	Gordon, LA-C	153	802	5.2	34t	9
7)	*Lindsay, Den.	135	780	5.8	53	6
8)	Miller, Hou.	157	773	4.9	97t	3
9)	Peterson, Was.	183	758	4.1	64t	6
10)	McCaffrey, Car.	153	757	4.9	59	5
11)	Breida, S.F.	127	738	5.8	66t	3
12)	Kamara, N.O.	150	706	4.7	49t	11
13)	D. Johnson, Ariz	185	692	3.7	53	6
14)	Mixon, Cin.	142	673	4.7	43	5
15)	*Chubb, Cle.	122	663	5.4	92t	6
16)	*Johnson, Det.	118	641	5.4	71	3
17)	Carson, Sea.	144	635	4.4	24	4
18)	A. Jones, G.B.	101	606	6.0	67	6
19)	Gore, Mia.	131	595	4.5	39	0
20)	Barber, T.B.	153	590	3.9	28	3
21)	*Michel, N.E.	127	586	4.6	34t	5
22)	Crowell, NY-J	120	582	4.9	77t	6
23)	Mack, Ind.	109	556	5.1	49	4
24)	Howard, Chi.	162	536	3.3	24	5
25)	Coleman, Atl.	122	506	4.1	36	2
26)	Hyde, Cle.-Jac.	141	475	3.4	22	5
27)	Murray, Min.	107	455	4.3	38t	5
28)	Ingram, N.O.	90	440	4.9	38	4
29)	Henry, Ten.	118	434	3.7	16	4
30)	D. Lewis, Ten.	129	428	3.3	36	1
31)	McCoy, Buf.	128	426	3.3	28t	2
32)	Newton, Car. (QB)	85	417	4.9	29	4
33)	Collins, Bal.	114	411	3.6	19	7
34)	Ekeler, LA-C	70	409	5.8	32	1
35)	Drake, Mia.	89	408	4.6	54t	4
36)	Blue, Hou.	115	392	3.4	17	1
37)	M. Davis, Sea.	86	386	4.5	37	3
38)	Yeldon, Jac.	92	385	4.2	20	1
39)	Martin, Oak.	87	384	4.4	29	1
40)	Lynch, Oak.	90	376	4.2	52	3
41)	Trubisky, Chi. (QB)	51	363	7.1	39	3
42)	*Freeman, Den.	84	349	4.2	24	5
43)	Watson, Hou. (QB)	62	345	5.6	34	2
44)	Powell, NY-J	80	343	4.3	38	0
45)	*L. Jackson, Bal. (QB)	65	329	5.1	39	2
46)	Bortles, Jac. (QB)	50	325	6.5	41	1
47)	*Wilkins, Ind.	57	318	5.6	53	1
48)	Fournette, Jac.	90	314	3.5	20	4
49)	Morris, S.F.	93	313	3.4	26	1
50)	*Penny, Sea.	66	304	4.6	38	1

**WEEK 12 / THROUGH MONDAY, NOVEMBER 26, 2018****NFL / THIRD-AND-ONE RUSHING LEADERS**

Rank	Player, Team	Att	FD	Pct
1t)	Mariota, Ten.	8	8	100.0
1t)	Flacco, Bal.	7	7	100.0
1t)	*Darnold, NY-J	4	4	100.0
1t)	A. Jones, G.B.	4	4	100.0
1t)	*Lindsay, Den.	4	4	100.0
1t)	Trubisky, Chi.	4	4	100.0
1t)	Bortles, Jac.	3	3	100.0
1t)	Brady, N.E.	3	3	100.0
1t)	Brees, N.O.	3	3	100.0
1t)	Breida, S.F.	3	3	100.0
1t)	*L. Jackson, Bal.	3	3	100.0
1t)	Morris, S.F.	3	3	100.0
1t)	Ryan, Atl.	3	3	100.0
14t)	*Barkley, NY-G	7	6	85.7
14t)	D. Johnson, Ariz	7	6	85.7
14t)	Peterson, Was.	7	6	85.7
17t)	Fournette, Jac.	6	5	83.3
17t)	Gordon, LA-C	6	5	83.3
17t)	Newton, Car.	6	5	83.3
20)	Conner, Pit.	11	9	81.8
21)	Henry, Ten.	5	4	80.0
22)	Carson, Sea.	9	7	77.8
23t)	Mixon, Cin.	8	6	75.0
23t)	Barber, T.B.	4	3	75.0
23t)	Collins, Bal.	4	3	75.0
23t)	Hyde, Cle.-Jac.	4	3	75.0
23t)	Kamara, N.O.	4	3	75.0
23t)	Roethlisberger, Pit.	4	3	75.0
23t)	*Wilkins, Ind.	4	3	75.0
30)	Gurley, LA-R	10	7	70.0
31)	*Michel, N.E.	13	9	69.2
32t)	Elliott, Dal.	15	10	66.7
32t)	Blount, Det.	6	4	66.7
32t)	*Freeman, Den.	6	4	66.7
32t)	Lynch, Oak.	6	4	66.7
32t)	Yeldon, Jac.	6	4	66.7
37)	Blue, Hou.	8	5	62.5
38t)	Ingram, N.O.	5	3	60.0
38t)	Mack, Ind.	5	3	60.0
40)	Howard, Chi.	9	5	55.6
41t)	Coleman, Atl.	6	3	50.0
41t)	Crowell, NY-J	6	3	50.0
41t)	McCaffrey, Car.	6	3	50.0



**WEEK 12 / THROUGH MONDAY, NOVEMBER 26, 2018**

**NFL / LEADERS IN RECEPTIONS**

Rank	Player, Team	Rec	Yards	Avg	Long	TD
1)	Thielen, Min.	93	1138	12.2	68	8
2)	Thomas, N.O.	86	1080	12.6	72t	8
3t)	J. Jones, Atl.	84	1305	15.5	58	3
3t)	Ertz, Phi. (TE)	84	895	10.7	34	6
5)	Diggs, Min.	79	790	10.0	75t	6
6t)	Smith-Schuster, Pit.	77	1055	13.7	97t	4
6t)	D. Adams, G.B.	77	1022	13.3	57	10
8)	Beckham, NY-G	74	1017	13.7	51	5
9)	Hopkins, Hou.	73	1024	14.0	49t	8
10t)	Brown, Pit.	71	874	12.3	78t	11
10t)	McCaffrey, Car. (RB)	71	608	8.6	38	5
10t)	*Barkley, NY-G (RB)	71	581	8.2	57t	4
13)	Allen, LA-C	69	848	12.3	54	4
14t)	Kelce, K.C. (TE)	67	914	13.6	43	7
14t)	Sanders, Den.	67	849	12.7	64t	4
14t)	White, N.E. (RB)	67	567	8.5	37	6
17)	Hill, K.C.	65	1106	17.0	75t	11
18)	Boyd, Cin.	63	841	13.3	49	6
19)	M. Evans, T.B.	62	1073	17.3	72t	5
20)	Landry, Cle.	60	630	10.5	39	2
21t)	Cooks, LA-R	59	964	16.3	57	3
21t)	Woods, LA-R	59	904	15.3	36	4
23)	Kamara, N.O. (RB)	57	519	9.1	37t	4
24)	Kittle, S.F. (TE)	56	823	14.7	82t	3
25t)	Tate, Det.-Phi.	55	614	11.2	67	3
25t)	Hooper, Atl. (TE)	55	476	8.7	36	3
27)	Richard, Oak. (RB)	53	447	8.4	32	0
28)	Golladay, Det.	52	804	15.5	60	5
29)	Gabriel, Chi.	51	527	10.3	54	2
30t)	Reed, Was. (TE)	50	537	10.7	34	2
30t)	Snead, Bal.	50	499	10.0	26	1
32t)	C. Davis, Ten.	49	702	14.3	51	3
32t)	Conner, Pit. (RB)	49	453	9.2	29	1
34t)	S. Shepard, NY-G	48	610	12.7	58	3
34t)	Amendola, Mia.	48	469	9.8	39	1
34t)	Riddick, Det. (RB)	48	312	6.5	20	0
37t)	*Ridley, Atl.	47	625	13.3	75t	8
37t)	Cook, Oak. (TE)	47	609	13.0	45	5
37t)	Cohen, Chi. (RB)	47	503	10.7	70t	4
37t)	Agholor, Phi.	47	467	9.9	58	1
37t)	Elliot, Dal. (RB)	47	363	7.7	38t	2
42t)	Humphries, T.B.	46	545	11.8	51	4
42t)	Beasley, Dal.	46	459	10.0	21	2
42t)	Yeldon, Jac. (RB)	46	423	9.2	37	4
45t)	Hilton, Ind.	45	710	15.8	68t	6
45t)	Green, Cin.	45	687	15.3	38t	6
45t)	Crabtree, Bal.	45	500	11.1	27	3
48t)	Cooper, Oak.-Dal.	44	629	14.3	90t	4
48t)	Godwin, T.B.	44	575	13.1	25	4
48t)	Edelman, N.E.	44	510	11.6	36	3
48t)	Ebron, Ind. (TE)	44	508	11.5	53t	11
48t)	Fitzgerald, Ariz	44	460	10.5	37	5
48t)	Gordon, LA-C (RB)	44	453	10.3	66t	4

**WEEK 12 / THROUGH MONDAY, NOVEMBER 26, 2018****NFL / RECEIVING YARDAGE LEADERS**

Rank	Player, Team	Yards	Rec	Avg	Long	TD
1)	J. Jones, Atl.	1305	84	15.5	58	3
2)	Thielen, Min.	1138	93	12.2	68	8
3)	Hill, K.C.	1106	65	17.0	75t	11
4)	Thomas, N.O.	1080	86	12.6	72t	8
5)	M. Evans, T.B.	1073	62	17.3	72t	5
6)	Smith-Schuster, Pit.	1055	77	13.7	97t	4
7)	Hopkins, Hou.	1024	73	14.0	49t	8
8)	D. Adams, G.B.	1022	77	13.3	57	10
9)	Beckham, NY-G	1017	74	13.7	51	5
10)	Cooks, LA-R	964	59	16.3	57	3
11)	Kelce, K.C. (TE)	914	67	13.6	43	7
12)	Woods, LA-R	904	59	15.3	36	4
13)	Ertz, Phi. (TE)	895	84	10.7	34	6
14)	Brown, Pit.	874	71	12.3	78t	11
15)	Sanders, Den.	849	67	12.7	64t	4
16)	Allen, LA-C	848	69	12.3	54	4
17)	Boyd, Cin.	841	63	13.3	49	6
18)	Kittle, S.F. (TE)	823	56	14.7	82t	3
19)	Golladay, Det.	804	52	15.5	60	5
20)	Diggs, Min.	790	79	10.0	75t	6
21)	Jackson, T.B.	750	40	18.8	75t	4
22)	Hilton, Ind.	710	45	15.8	68t	6
23)	C. Davis, Ten.	702	49	14.3	51	3
24)	Green, Cin.	687	45	15.3	38t	6
25)	Lockett, Sea.	661	43	15.4	52t	8
26)	J. Brown, Bal.	649	36	18.0	71	4
27)	Landry, Cle.	630	60	10.5	39	2
28)	Cooper, Oak.-Dal.	629	44	14.3	90t	4
29)	*Ridley, Atl.	625	47	13.3	75t	8
30)	Tate, Det.-Phi.	614	55	11.2	67	3
31)	S. Shepard, NY-G	610	48	12.7	58	3
32)	Cook, Oak. (TE)	609	47	13.0	45	5
33)	McCaffrey, Car. (RB)	608	71	8.6	38	5
34)	*Barkley, NY-G (RB)	581	71	8.2	57t	4
35)	Godwin, T.B.	575	44	13.1	25	4
36)	White, N.E. (RB)	567	67	8.5	37	6
37)	Kupp, LA-R	566	40	14.2	70t	6
38t)	Howard, T.B. (TE)	565	34	16.6	75t	5
38t)	*Moore, Car.	565	38	14.9	82	2
40)	Gordon, Cle.-N.E.	564	32	17.6	55t	3
41)	Sanu, Atl.	546	42	13.0	43t	3
42)	Humphries, T.B.	545	46	11.8	51	4
43)	Reed, Was. (TE)	537	50	10.7	34	2
44)	*Kirk, Ariz	536	40	13.4	75t	3
45)	Westbrook, Jac.	528	43	12.3	61t	4
46)	Gabriel, Chi.	527	51	10.3	54	2
47t)	Kamara, N.O. (RB)	519	57	9.1	37t	4
47t)	Watkins, K.C.	519	40	13.0	50	3
47t)	Ty. Williams, LA-C	519	28	18.5	75t	5
50)	Moncrief, Jac.	517	34	15.2	80t	3

**WEEK 12 / THROUGH MONDAY, NOVEMBER 26, 2018**

**NFL / THIRD-DOWN RECEIVING LEADERS**

Rank	Player, Team	Rec	Yards	Avg	Long	TD
1)	Thielen, Min.	25	279	11.2	34	1
2)	J. Jones, Atl.	24	328	13.7	35t	2
3t)	D. Adams, G.B.	20	383	19.2	57	2
3t)	Beckham, NY-G	20	267	13.4	44	4
5t)	Thomas, N.O.	19	240	12.6	72t	2
5t)	Tate, Det.-Phi.	19	229	12.1	67	1
5t)	Boyd, Cin.	19	219	11.5	32	2
5t)	Landry, Cle.	19	206	10.8	39	0
5t)	Brown, Pit.	19	190	10.0	33	1
5t)	*Barkley, NY-G (RB)	19	142	7.5	21	0
11t)	C. Davis, Ten.	18	261	14.5	48t	2
11t)	Hopkins, Hou.	18	259	14.4	34	3
13t)	M. Evans, T.B.	17	300	17.6	50t	1
13t)	*Ridley, Atl.	17	254	14.9	50	3
13t)	Beasley, Dal.	17	191	11.2	21	1
13t)	Z. Jones, Buf.	17	148	8.7	17	2
13t)	Elliott, Dal. (RB)	17	84	4.9	13	1
18t)	Hilton, Ind.	16	231	14.4	42	4
18t)	Ebron, Ind. (TE)	16	201	12.6	28	3
18t)	Cooks, LA-R	16	172	10.8	24	0
18t)	Smith-Schuster, Pit.	16	159	9.9	29	1
22t)	Allen, LA-C	15	240	16.0	54	1
22t)	*Kirk, Ariz	15	233	15.5	59t	2
22t)	Woods, LA-R	15	224	14.9	35	0
22t)	Hill, K.C.	15	205	13.7	34	3
22t)	Cook, Oak. (TE)	15	202	13.5	32	1
22t)	Westbrook, Jac.	15	174	11.6	25	1
22t)	Diggs, Min.	15	136	9.1	24	2
29t)	Lockett, Sea.	14	251	17.9	52t	3
29t)	Reed, Was. (TE)	14	171	12.2	34	1
29t)	Sanu, Atl.	14	166	11.9	16	0
29t)	Yeldon, Jac. (RB)	14	130	9.3	37	1
29t)	Johnson, Cle. (RB)	14	123	8.8	32	2
29t)	Ertz, Phi. (TE)	14	116	8.3	18	1
35t)	Cooper, Oak.-Dal.	13	178	13.7	40t	1
35t)	S. Shepard, NY-G	13	162	12.5	53	2
35t)	Kearse, NY-J	13	160	12.3	19	1
35t)	Snead, Bal.	13	153	11.8	24	0
35t)	Drake, Mia. (RB)	13	136	10.5	33t	1
35t)	White, N.E. (RB)	13	116	8.9	16	3
35t)	McCaffrey, Car. (RB)	13	106	8.2	22	2
35t)	Allen, Bal. (RB)	13	90	6.9	16	2
43t)	Golladay, Det.	12	194	16.2	36	1
43t)	Kittle, S.F. (TE)	12	148	12.3	18	1
43t)	Rudolph, Min. (TE)	12	135	11.3	24	0
43t)	Amendola, Mia.	12	116	9.7	24t	1
47t)	Sharpe, Ten.	11	149	13.5	19	0
47t)	Gates, LA-C (TE)	11	146	13.3	27	1
47t)	Jeffery, Phi.	11	119	10.8	31	3
47t)	Crabtree, Bal.	11	116	10.5	20	2
47t)	Kamara, N.O. (RB)	11	107	9.7	19	2
47t)	Gabriel, Chi.	11	90	8.2	22	1
47t)	Riddick, Det. (RB)	11	88	8.0	20	0
47t)	Fitzgerald, Ariz	11	79	7.2	16	1

**WEEK 12 / THROUGH MONDAY, NOVEMBER 26, 2018**

**NFL / LEADING SCORERS, NONKICKERS**

Rank	Player, Team	TD	Rush	Rec	Ret	X2	Pts
1)	Gurley, LA-R (RB)	17	13	4	0	3	108
2)	Kamara, N.O. (RB)	15	11	4	0	2	94
3)	Hunt, K.C. (RB)	14	7	7	0	0	84
4)	Gordon, LA-C (RB)	13	9	4	0	2	82
5)	*Barkley, NY-G (RB)	12	8	4	0	1	74
6t)	Ebron, Ind. (TE)	12	1	11	0	0	72
6t)	Hill, K.C. (WR)	12	0	11	1	0	72
8)	Conner, Pit. (RB)	11	10	1	0	2	70
9)	Brown, Pit. (WR)	11	0	11	0	0	66
10t)	D. Adams, G.B. (WR)	10	0	10	0	0	60
10t)	McCaffrey, Car. (RB)	10	5	5	0	0	60
10t)	White, N.E. (RB)	10	4	6	0	0	60
13)	Thielen, Min. (WR)	8	0	8	0	1	50
14t)	*Chubb, Cle. (RB)	8	6	2	0	0	48
14t)	Collins, Bal. (RB)	8	7	1	0	0	48
14t)	Elliott, Dal. (RB)	8	6	2	0	0	48
14t)	Hopkins, Hou. (WR)	8	0	8	0	0	48
14t)	D. Johnson, Ariz (RB)	8	6	2	0	0	48
14t)	Lockett, Sea. (WR)	8	0	8	0	0	48
14t)	*Ridley, Atl. (WR)	8	0	8	0	0	48
14t)	Thomas, N.O. (WR)	8	0	8	0	0	48
22t)	Coleman, Atl. (RB)	7	2	5	0	0	42
22t)	Drake, Mia. (RB)	7	4	3	0	0	42
22t)	A. Jones, G.B. (RB)	7	6	1	0	0	42
22t)	Kelce, K.C. (TE)	7	0	7	0	0	42
22t)	*Lindsay, Den. (RB)	7	6	1	0	0	42
22t)	Peterson, Was. (RB)	7	6	1	0	0	42
22t)	M. Williams, LA-C (WR)	7	0	7	0	0	42
29)	Diggs, Min. (WR)	6	0	6	0	1	38
30t)	Boyd, Cin. (WR)	6	0	6	0	0	36
30t)	Cohen, Chi. (RB)	6	2	4	0	0	36
30t)	Crowell, NY-J (RB)	6	6	0	0	0	36
30t)	Ertz, Phi. (TE)	6	0	6	0	0	36
30t)	M. Evans, T.B. (WR)	6	0	5	1	0	36
30t)	Green, Cin. (WR)	6	0	6	0	0	36
30t)	Hilton, Ind. (WR)	6	0	6	0	0	36
30t)	Kupp, LA-R (WR)	6	0	6	0	0	36
30t)	Mixon, Cin. (RB)	6	5	1	0	0	36
30t)	Samuel, Car. (WR)	6	2	4	0	0	36
40)	Mack, Ind. (RB)	5	4	1	0	2	34
41t)	T. Burton, Chi. (TE)	5	0	5	0	1	32
41t)	Fitzgerald, Ariz (WR)	5	0	5	0	1	32
41t)	Murray, Min. (RB)	5	5	0	0	1	32
41t)	Prescott, Dal. (QB)	5	5	0	0	1	32
45t)	Allen, Bal. (RB)	5	3	2	0	0	30
45t)	Beckham, NY-G (WR)	5	0	5	0	0	30
45t)	Blount, Det. (RB)	5	5	0	0	0	30
45t)	Breida, S.F. (RB)	5	3	2	0	0	30
45t)	Cook, Oak. (TE)	5	0	5	0	0	30
45t)	Fournette, Jac. (RB)	5	4	1	0	0	30
45t)	*Freeman, Den. (RB)	5	5	0	0	0	30
45t)	Golladay, Det. (WR)	5	0	5	0	0	30
45t)	Howard, Chi. (RB)	5	5	0	0	0	30
45t)	Howard, T.B. (TE)	5	0	5	0	0	30
45t)	Hyde, Cle.-Jac. (RB)	5	5	0	0	0	30
45t)	Ingram, N.O. (RB)	5	4	1	0	0	30
45t)	Jackson, T.B. (WR)	5	1	4	0	0	30
45t)	M. Jones, Det. (WR)	5	0	5	0	0	30
45t)	*Michel, N.E. (RB)	5	5	0	0	0	30
45t)	*A. Miller, Chi. (WR)	5	0	5	0	0	30
45t)	Moore, Sea. (WR)	5	0	5	0	0	30
45t)	Ross, Cin. (WR)	5	0	5	0	0	30
45t)	Sanders, Den. (WR)	5	1	4	0	0	30
45t)	D. Thomas, Den.-Hou. (WR)	5	0	5	0	0	30
45t)	Ty. Williams, LA-C (WR)	5	0	5	0	0	30
45t)	Yeldon, Jac. (RB)	5	1	4	0	0	30

**WEEK 12 / THROUGH MONDAY, NOVEMBER 26, 2018****NFL / LEADING SCORERS, KICKERS**

Rank	Player, Team	PAT	FG	Pct	Long	Pts
1)	Lutz, N.O.	43/44	22/23	.957	54	109
2)	Fairbairn, Hou.	27/28	24/29	.828	54	99
3)	Butker, K.C.	47/50	17/18	.944	46	98
4)	Gostkowski, N.E.	34/34	21/24	.875	52	97
5t)	Myers, NY-J	20/21	23/25	.920	56	89
5t)	Tucker, Bal.	26/27	21/23	.913	56	89
7t)	Crosby, G.B.	25/27	21/27	.778	53	88
7t)	Maher, Dal.	22/23	22/26	.846	55	88
9)	Rosas, NY-G	18/18	23/24	.958	53	87
10)	Gould, S.F.	19/21	22/23	.957	53	85
11t)	Parkey, Chi.	32/34	17/22	.773	50	83
11t)	Vinatieri, Ind.	32/34	17/21	.810	54	83
13)	Prater, Det.	22/22	20/23	.870	54	82
14)	Janikowski, Sea.	33/33	15/19	.789	56	78
15)	Hopkins, Was.	22/23	18/21	.857	56	76
16)	Succop, Ten.	18/18	19/22	.864	54	75
17t)	Elliot, Phi.	21/21	17/21	.810	56	72
17t)	McManus, Den.	27/27	15/18	.833	53	72
19)	*Sanders, Mia.	23/24	16/17	.941	50	71
20)	Lambo, Jac.	18/19	17/19	.895	57	69
21)	Zuerlein, LA-R	20/21	16/18	.889	56	68
22)	Gano, Car.	28/31	13/15	.867	63	67
23)	Bailey, Min.	19/20	15/20	.750	52	64
24)	Hauschka, Buf.	15/15	16/17	.941	54	63
25)	Bryant, Atl.	19/20	14/14	1.000	57	61
26t)	Boswell, Pit.	33/37	9/13	.692	50	60
26t)	Bullock, Cin.	33/35	9/13	.692	51	60
28)	Catanzaro, T.B.	23/27	11/15	.733	59	56
29)	*Joseph, Cle.	15/17	11/13	.846	51	48
30)	*Badgley, LA-C	16/17	9/ 9	1.000	46	43
31)	*Carlson, Min.-Oak.	14/14	8/12	.667	49	38
32)	Sturgis, LA-C	9/15	9/13	.692	49	36
33)	Santos, LA-R-T.B.	13/14	7/ 8	.875	41	34
34)	Dawson, Ariz	15/15	5/ 8	.625	43	30
35t)	*McCrane, Oak.-Ariz	8/ 8	5/ 9	.556	44	23
35t)	Tavecchio, Atl.	8/ 8	5/ 5	1.000	56	23
37)	Nugent, Oak.	4/ 5	6/ 6	1.000	52	22
38)	Ficken, LA-R	10/10	1/ 3	.333	34	13
39)	Gonzalez, Cle.-Ariz	3/ 5	2/ 5	.400	39	9
40)	Hekker, LA-R	1/ 1	1/ 1	1.000	20	4

**WEEK 12 / THROUGH MONDAY, NOVEMBER 26, 2018****NFL / TOUCHBACKS ON KICKOFFS**

Rank	Player, Team	TB
1)	Butker, K.C.	53
2)	Parkey, Chi.	52
3)	Lutz, N.O.	47
4t)	Gano, Car.	43
4t)	Sanchez, Ind.	43
6t)	Hopkins, Was.	42
6t)	Myers, NY-J	42
6t)	*Sanders, Mia.	42
9)	Fairbairn, Hou.	41
10t)	Maher, Dal.	40
10t)	Pinion, S.F.	40
12t)	Catanzaro, T.B.	39
12t)	Elliot, Phi.	39
14t)	Gostkowski, N.E.	37
14t)	Tucker, Bal.	37
16)	Bosher, Atl.	35
17t)	Boswell, Pit.	34
17t)	Bullock, Cin.	34
19t)	*Joseph, Cle.	33
19t)	Rosas, NY-G	33
19t)	Succop, Ten.	33
22t)	Crosby, G.B.	32
22t)	Lambo, Jac.	32
22t)	McManus, Den.	32
22t)	Zuerlein, LA-R	32
26)	Martin, Det.	29
27)	Janikowski, Sea.	27
28)	Hauschka, Buf.	24
29)	*Carlson, Min.-Oak.	22
30)	Bailey, Min.	21
31)	Sturgis, LA-C	18
32)	Dawson, Ariz	14
33)	Ficken, LA-R	11
34)	Santos, LA-R-T.B.	10
35t)	*Badgley, LA-C	6
35t)	Nugent, Oak.	6
37t)	Gonzalez, Cle.-Ariz	5
37t)	*McCrane, Oak.-Ariz	5
39)	Hekker, LA-R	2



## WEEK 12 / THROUGH MONDAY, NOVEMBER 26, 2018

## NFL / MOST YARDS FROM SCRIMMAGE

Rank	Player, Team	Total			Rushing			Receiving		
		Yards	Att+Rec	Avg	Yards	Att	Avg	Yards	Rec	Avg
1)	Gurley, LA-R (RB)	1484	253	5.9	1043	210	5.0	441	43	10.3
2)	Elliott, Dal. (RB)	1437	264	5.4	1074	217	4.9	363	47	7.7
3)	*Barkley, NY-G (RB)	1410	242	5.8	829	171	4.8	581	71	8.2
4)	McCaffrey, Car. (RB)	1365	224	6.1	757	153	4.9	608	71	8.6
5)	J. Jones, Atl. (WR)	1317	86	15.3	12	2	6.0	1305	84	15.5
6)	Conner, Pit. (RB)	1302	235	5.5	849	186	4.6	453	49	9.2
7)	Gordon, LA-C (RB)	1255	197	6.4	802	153	5.2	453	44	10.3
8)	Kamara, N.O. (RB)	1225	207	5.9	706	150	4.7	519	57	9.1
9)	Hunt, K.C. (RB)	1202	207	5.8	824	181	4.6	378	26	14.5
10)	Hill, K.C. (WR)	1187	78	15.2	81	13	6.2	1106	65	17.0
11)	Thielen, Min. (WR)	1158	95	12.2	20	2	10.0	1138	93	12.2
12)	Thomas, N.O. (WR)	1080	86	12.6	0	0	---	1080	86	12.6
13)	M. Evans, T.B. (WR)	1073	62	17.3	0	0	---	1073	62	17.3
14)	Smith-Schuster, Pit. (WR)	1068	78	13.7	13	1	13.0	1055	77	13.7
15)	Beckham, NY-G (WR)	1036	79	13.1	19	5	3.8	1017	74	13.7
16)	D. Adams, G.B. (WR)	1022	77	13.3	0	0	---	1022	77	13.3
17t)	Hopkins, Hou. (WR)	1017	74	13.7	-7	1	-7.0	1024	73	14.0
17t)	D. Johnson, Ariz (RB)	1017	219	4.6	692	185	3.7	325	34	9.6
19)	Woods, LA-R (WR)	1015	72	14.1	111	13	8.5	904	59	15.3
20)	Cooks, LA-R (WR)	1005	66	15.2	41	7	5.9	964	59	16.3
21)	*Lindsay, Den. (RB)	967	159	6.1	780	135	5.8	187	24	7.8
22)	Peterson, Was. (RB)	935	199	4.7	758	183	4.1	177	16	11.1
23)	Allen, LA-C (WR)	923	77	12.0	75	8	9.4	848	69	12.3
24)	Mixon, Cin. (RB)	916	173	5.3	673	142	4.7	243	31	7.8
25)	Kelce, K.C. (TE)	914	67	13.6	0	0	---	914	67	13.6
26)	Miller, Hou. (RB)	905	174	5.2	773	157	4.9	132	17	7.8
27)	Sanders, Den. (WR)	902	71	12.7	53	4	13.3	849	67	12.7
28)	Breida, S.F. (RB)	896	145	6.2	738	127	5.8	158	18	8.8
29)	Ertz, Phi. (TE)	895	84	10.7	0	0	---	895	84	10.7
30)	Brown, Pit. (WR)	874	71	12.3	0	0	---	874	71	12.3
31)	White, N.E. (RB)	870	137	6.4	303	70	4.3	567	67	8.5
32)	*Johnson, Det. (RB)	854	150	5.7	641	118	5.4	213	32	6.7
33)	Boyd, Cin. (WR)	844	65	13.0	3	2	1.5	841	63	13.3
34)	Diggs, Min. (WR)	838	87	9.6	48	8	6.0	790	79	10.0
35)	Kittle, S.F. (TE)	833	57	14.6	10	1	10.0	823	56	14.7
36)	Golladay, Det. (WR)	812	53	15.3	8	1	8.0	804	52	15.5
37)	Yeldon, Jac. (RB)	808	138	5.9	385	92	4.2	423	46	9.2
38)	Cohen, Chi. (RB)	788	113	7.0	285	66	4.3	503	47	10.7
39)	Jackson, T.B. (WR)	775	45	17.2	25	5	5.0	750	40	18.8
40)	Coleman, Atl. (RB)	774	151	5.1	506	122	4.1	268	29	9.2
41)	A. Jones, G.B. (RB)	768	120	6.4	606	101	6.0	162	19	8.5
42)	Ekeler, LA-C (RB)	763	102	7.5	409	70	5.8	354	32	11.1
43)	*Chubb, Cle. (RB)	755	131	5.8	663	122	5.4	92	9	10.2
44)	C. Davis, Ten. (WR)	744	52	14.3	42	3	14.0	702	49	14.3
45)	D. Lewis, Ten. (RB)	739	172	4.3	428	129	3.3	311	43	7.2
46t)	Carson, Sea. (RB)	723	154	4.7	635	144	4.4	88	10	8.8
46t)	Crowell, NY-J (RB)	723	136	5.3	582	120	4.9	141	16	8.8
48)	Hilton, Ind. (WR)	710	45	15.8	0	0	---	710	45	15.8
49)	Lockett, Sea. (WR)	709	51	13.9	48	8	6.0	661	43	15.4
50)	Drake, Mia. (RB)	706	127	5.6	408	89	4.6	298	38	7.8

**WEEK 12 / THROUGH MONDAY, NOVEMBER 26, 2018**

**NFL / LEADERS IN FIRST DOWNS**

Rank	Player, Team	Rush	Rec	Tot
1)	Gurley, LA-R (RB)	56	19	75
2)	Kamara, N.O. (RB)	47	25	72
3t)	Conner, Pit. (RB)	48	18	66
3t)	Elliott, Dal. (RB)	54	12	66
5t)	Gordon, LA-C (RB)	44	20	64
5t)	McCaffrey, Car. (RB)	36	28	64
5t)	Thielen, Min. (WR)	1	63	64
8)	Hunt, K.C. (RB)	46	17	63
9)	J. Jones, Atl. (WR)	1	61	62
10)	*Barkley, NY-G (RB)	36	22	58
11t)	D. Johnson, Ariz (RB)	38	18	56
11t)	Thomas, N.O. (WR)	0	56	56
13)	Woods, LA-R (WR)	5	49	54
14)	Beckham, NY-G (WR)	2	49	51
15t)	M. Evans, T.B. (WR)	0	50	50
15t)	Hopkins, Hou. (WR)	0	50	50
17t)	Hill, K.C. (WR)	5	44	49
17t)	White, N.E. (RB)	17	32	49
19t)	Ertz, Phi. (TE)	0	48	48
19t)	Smith-Schuster, Pit. (WR)	1	47	48
21t)	Allen, LA-C (WR)	4	42	46
21t)	*Lindsay, Den. (RB)	36	10	46
23t)	Cooks, LA-R (WR)	3	42	45
23t)	A. Jones, G.B. (RB)	35	10	45
23t)	Kelce, K.C. (TE)	0	45	45
23t)	Mixon, Cin. (RB)	35	10	45
27t)	Boyd, Cin. (WR)	0	44	44
27t)	Golladay, Det. (WR)	0	44	44
29t)	D. Adams, G.B. (WR)	0	43	43
29t)	*Johnson, Det. (RB)	32	11	43
31t)	Breida, S.F. (RB)	34	8	42
31t)	Peterson, Was. (RB)	36	6	42
33t)	Kittle, S.F. (TE)	1	39	40
33t)	*Michel, N.E. (RB)	37	3	40
35t)	Brown, Pit. (WR)	0	39	39
35t)	Diggs, Min. (WR)	3	36	39
37)	Coleman, Atl. (RB)	23	15	38
38t)	Carson, Sea. (RB)	33	4	37
38t)	Godwin, T.B. (WR)	0	37	37
38t)	Green, Cin. (WR)	0	37	37
38t)	Sanders, Den. (WR)	2	35	37
42)	C. Davis, Ten. (WR)	1	35	36
43t)	*Chubb, Cle. (RB)	31	4	35
43t)	Howard, Chi. (RB)	30	5	35
45t)	Cohen, Chi. (RB)	14	20	34
45t)	Ekeler, LA-C (RB)	18	16	34
45t)	S. Shepard, NY-G (WR)	1	33	34
45t)	Yeldon, Jac. (RB)	15	19	34
49t)	Barber, T.B. (RB)	29	4	33
49t)	Cooper, Oak.-Dal. (WR)	0	33	33
49t)	*Hines, Ind. (RB)	16	17	33
49t)	Miller, Hou. (RB)	27	6	33

**WEEK 12 / THROUGH MONDAY, NOVEMBER 26, 2018****NFL / LEADING PUNTERS**

Rank	Player, Team	No	Yards	Lg	Avg	TB	Blk	Dwn	OB	Opp Ret	In	Net
1)	Lee, Ariz	65	3171	61	48.8	5	0	6	6	35	351	17 41.8
2)	Johnston, Phi.	45	2194	68	48.8	6	0	5	2	23	153	17 42.7
3)	*M. Dickson, Sea.	51	2480	69	48.6	2	0	7	11	25	195	19 44.0
4)	Kern, Ten.	51	2438	62	47.8	2	0	4	11	26	290	22 41.3
5)	Koch, Bal.	44	2069	63	47.0	4	1	6	4	22	193	22 39.9
6)	Dixon, NY-G	47	2181	60	46.4	4	0	9	4	20	152	15 41.5
7)	R. Allen, N.E.	42	1943	66	46.3	4	0	7	9	18	223	10 39.0
8)	Edwards, NY-J	60	2766	62	46.1	3	0	7	9	33	269	16 40.6
9)	Colquitt, K.C.	31	1412	67	45.5	4	0	6	1	13	29	16 42.0
10)	Palardy, Car.	43	1957	59	45.5	3	0	6	1	15	122	20 41.3
11)	Haack, Mia.	57	2590	65	45.4	5	0	4	5	23	206	29 40.1
12)	Colquitt, Cle.	68	3071	79	45.2	4	1	11	7	32	389	30 37.7
13t)	Sanchez, Ind.	36	1624	61	45.1	1	0	7	1	14	55	13 43.0
13t)	*Scott, G.B.	45	2030	67	45.1	6	1	7	2	11	88	15 39.6
15)	*Bojorquez, Buf.	45	2028	60	45.1	4	1	8	4	20	137	22 39.4
16)	Martin, Det.	44	1980	61	45.0	3	0	7	3	16	269	17 37.5
17)	O'Donnell, Chi.	40	1788	63	44.7	5	1	6	1	15	110	18 38.5
18)	Anger, T.B.	36	1608	64	44.7	2	0	4	3	18	155	10 39.3
19)	Wile, Min.	48	2142	70	44.6	2	1	10	6	16	118	21 40.5
20)	C. Jones, Dal.	46	2052	56	44.6	2	0	7	2	24	209	10 39.2
21)	Hekker, LA-R	29	1293	68	44.6	1	0	6	9	9	68	15 41.6
22)	*Daniel, Hou.	49	2168	61	44.2	5	0	5	3	21	143	24 39.3
23)	*Wadman, Den.	38	1676	59	44.1	1	0	2	6	17	156	12 39.5
24)	Berry, Pit.	47	2068	69	44.0	3	0	9	4	14	153	19 39.5
25)	Huber, Cin.	45	1971	63	43.8	1	1	9	1	18	160	21 38.9
26)	Bosher, Atl.	35	1531	57	43.7	1	2	4	2	17	124	14 37.5
27)	Way, Was.	52	2272	62	43.7	0	0	12	3	18	131	31 41.2
28)	*Cooke, Jac.	55	2394	61	43.5	7	0	10	10	21	80	24 39.5
29)	Pinion, S.F.	48	2089	64	43.5	2	1	4	7	18	160	17 38.6
30)	*Townsend, Oak.	49	2131	60	43.5	4	0	7	4	23	206	9 37.7

**NFL / LEADING PUNTERS, NET AVERAGE**

Rank	Player, Team	No	Yards	Lg	Avg	TB	Blk	Dwn	OB	Opp Ret	In	Net
1)	*M. Dickson, Sea.	51	2480	69	48.6	2	0	7	11	25	195	19 44.0
2)	Sanchez, Ind.	36	1624	61	45.1	1	0	7	1	14	55	13 43.0
3)	Johnston, Phi.	45	2194	68	48.8	6	0	5	2	23	153	17 42.7
4)	Colquitt, K.C.	31	1412	67	45.5	4	0	6	1	13	29	16 42.0
5)	Lee, Ariz	65	3171	61	48.8	5	0	6	6	35	351	17 41.8
6)	Hekker, LA-R	29	1293	68	44.6	1	0	6	9	9	68	15 41.6
7)	Dixon, NY-G	47	2181	60	46.4	4	0	9	4	20	152	15 41.5
8)	Kern, Ten.	51	2438	62	47.8	2	0	4	11	26	290	22 41.3
9)	Palardy, Car.	43	1957	59	45.5	3	0	6	1	15	122	20 41.3
10)	Way, Was.	52	2272	62	43.7	0	0	12	3	18	131	31 41.2
11)	Edwards, NY-J	60	2766	62	46.1	3	0	7	9	33	269	16 40.6
12)	Wile, Min.	48	2142	70	44.6	2	1	10	6	16	118	21 40.5
13)	Haack, Mia.	57	2590	65	45.4	5	0	4	5	23	206	29 40.1
14)	Koch, Bal.	44	2069	63	47.0	4	1	6	4	22	193	22 39.9
15)	*Scott, G.B.	45	2030	67	45.1	6	1	7	2	11	88	15 39.6
16)	*Cooke, Jac.	55	2394	61	43.5	7	0	10	10	21	80	24 39.5
17)	*Wadman, Den.	38	1676	59	44.1	1	0	2	6	17	156	12 39.5
18)	Berry, Pit.	47	2068	69	44.0	3	0	9	4	14	153	19 39.5
19)	*Bojorquez, Buf.	45	2028	60	45.1	4	1	8	4	20	137	22 39.4
20)	*Daniel, Hou.	49	2168	61	44.2	5	0	5	3	21	143	24 39.3
21)	Anger, T.B.	36	1608	64	44.7	2	0	4	3	18	155	10 39.3
22)	C. Jones, Dal.	46	2052	56	44.6	2	0	7	2	24	209	10 39.2
23)	R. Allen, N.E.	42	1943	66	46.3	4	0	7	9	18	223	10 39.0
24)	Huber, Cin.	45	1971	63	43.8	1	1	9	1	18	160	21 38.9
25)	Pinion, S.F.	48	2089	64	43.5	2	1	4	7	18	160	17 38.6
26)	O'Donnell, Chi.	40	1788	63	44.7	5	1	6	1	15	110	18 38.5
27)	Colquitt, Cle.	68	3071	79	45.2	4	1	11	7	32	389	30 37.7
28)	*Townsend, Oak.	49	2131	60	43.5	4	0	7	4	23	206	9 37.7
29)	Martin, Det.	44	1980	61	45.0	3	0	7	3	16	269	17 37.5
30)	Bosher, Atl.	35	1531	57	43.7	1	2	4	2	17	124	14 37.5

**WEEK 12 / THROUGH MONDAY, NOVEMBER 26, 2018****NFL / PUNT RETURN LEADERS**

Rank	Player, Team	Ret	FC	Yards	Avg	Long	TD
1)	Grant, Mia.	14	6	228	16.3	71t	1
2)	A. Roberts, NY-J	18	21	286	15.9	78t	1
3)	Natson, LA-R	17	5	227	13.4	60	0
4)	C. Jones, Bal.-N.E.-Bal.	18	9	228	12.7	70t	1
5)	Cohen, Chi.	26	10	322	12.4	42	0
6)	King, LA-C	18	3	212	11.8	56	0
7)	Hill, K.C.	17	1	197	11.6	91t	1
8)	Carter, Phi.-Hou.	14	3	156	11.1	42	0
9)	D. Harris, Oak.	15	8	153	10.2	49	0
10)	Sherels, Min.	17	11	156	9.2	24	0
11)	Peppers, Cle.	20	17	179	9.0	33	0
12)	Switzer, Pit.	23	17	195	8.5	23	0
13t)	Ervin, Hou.-Bal.	21	7	175	8.3	27	0
13t)	*Kirk, Ariz	18	17	150	8.3	44	0
15)	Humphries, T.B.	16	11	108	6.8	16	0
16)	Lockett, Sea.	18	10	109	6.1	19	0
17)	Hardy, Atl.	14	12	68	4.9	14	0

**NFL / KICKOFF RETURN LEADERS**

Rank	Player, Team	Ret	Yards	Avg	Long	TD
1)	Jennings, Ten.	14	487	34.8	94t	1
2)	C. Patterson, N.E.	17	525	30.9	95t	1
3)	*Tr. Smith, K.C.	19	567	29.8	97	0
4)	Grant, Mia.	18	535	29.7	102t	1
5)	Hall, Atl.	16	417	26.1	53	0
6)	Erickson, Cin.	22	567	25.8	51	0
7)	Countess, LA-R	17	419	24.6	40	0
8)	A. Roberts, NY-J	24	583	24.3	53	0
9)	King, LA-C	15	343	22.9	40	0
10)	D. Harris, Oak.	16	355	22.2	28	0
11)	Peppers, Cle.	15	313	20.9	28	0
12)	Switzer, Pit.	20	404	20.2	35	0

**WEEK 12 / THROUGH MONDAY, NOVEMBER 26, 2018****NFL / LEADERS IN INTERCEPTIONS**

Rank	Player, Team	Int	Yards	Avg	Long	TD
1)	Kazee, Atl.	6	52	8.7	33	0
2t)	Fuller, Chi.	5	41	8.2	35	0
2t)	Howard, Mia.	5	32	6.4	39	0
4t)	Williams, Cin.	4	73	18.3	29	0
4t)	Jackson, Chi.	4	68	17.0	41t	2
4t)	Swearinger, Was.	4	33	8.3	22	0
4t)	*Jackson, Car.	4	0	0.0	0	0
8t)	*Reid, Hou.	3	128	42.7	101t	1
8t)	Lee, NY-J	3	82	27.3	36t	1
8t)	King, LA-C	3	75	25.0	42t	1
8t)	C. Harris, Den.	3	68	22.7	53t	1
8t)	Smith, Min.	3	66	22.0	52	0
8t)	Nelson, K.C.	3	53	17.7	35	0
8t)	Randall, Cle.	3	52	17.3	50	0
8t)	*Bates, Cin.	3	42	14.0	21t	1
8t)	McDonald, Mia.	3	41	13.7	31	0
8t)	Milano, Buf.	3	41	13.7	29	0
8t)	McDougald, Sea.	3	39	13.0	39	0
8t)	Harris, Min.	3	33	11.0	33	0
8t)	Alonso, Mia.	3	30	10.0	15	0
8t)	*Ward, Cle.	3	26	8.7	26	0
8t)	Clinton-Dix, G.B.-Was.	3	25	8.3	24	0
8t)	E. Thomas, Sea.	3	25	8.3	25	0
8t)	Adams, Car.	3	11	3.7	18	0
8t)	J. Johnson, LA-R	3	11	3.7	11	0
8t)	Poyer, Buf.	3	11	3.7	11	0
8t)	Boston, Ariz	3	9	3.0	9	0
8t)	Ramsey, Jac.	3	0	0.0	0	0

**WEEK 12 / THROUGH MONDAY, NOVEMBER 26, 2018****NFL / LEADERS IN SACKS**

Rank	Player, Team	Sacks
1)	Donald, LA-R (DT)	14.5
2t)	Hunter, Min. (DE)	11.5
2t)	Watt, Hou. (DE)	11.5
4)	Cha. Jones, Ariz (DE)	11.0
5t)	Miller, Den. (LB)	10.5
5t)	Pierre-Paul, T.B. (DE)	10.5
7t)	Clark, Sea. (DE)	10.0
7t)	Garrett, Cle. (DE)	10.0
7t)	Watt, Pit. (LB)	10.0
10t)	*Chubb, Den. (LB)	9.0
10t)	Ford, K.C. (LB)	9.0
10t)	Jones, K.C. (DE)	9.0
13)	Lawrence, Dal. (DE)	8.5
14t)	Fackrell, G.B. (LB)	8.0
14t)	Jordan, N.O. (DE)	8.0
14t)	Kerrigan, Was. (LB)	8.0
14t)	Mack, Chi. (LB)	8.0
18t)	Addison, Car. (DE)	7.5
18t)	Ioannidis, Was. (DE)	7.5
20t)	Atkins, Cin. (DT)	7.0
20t)	Buckner, S.F. (DT)	7.0
20t)	Clowney, Hou. (LB)	7.0
20t)	Dunlap, Cin. (DE)	7.0
20t)	Rankins, N.O. (DT)	7.0
25)	Bennett, Phi. (DE)	6.5
26t)	Bailey, K.C. (DE)	6.0
26t)	Campbell, Jac. (DE)	6.0
26t)	Clark, G.B. (NT)	6.0
26t)	Heyward, Pit. (DE)	6.0
26t)	Hughes, Buf. (DE)	6.0
26t)	Judon, Bal. (LB)	6.0
26t)	Kennard, Det. (LB)	6.0
26t)	*Leonard, Ind. (LB)	6.0
26t)	McCoy, T.B. (DT)	6.0
26t)	Ngakoue, Jac. (DE)	6.0
36t)	Alexander, Buf. (LB)	5.5
36t)	Crawford, Atl. (DT)	5.5
36t)	Hargrave, Pit. (NT)	5.5
36t)	Ingram, LA-C (DE)	5.5
36t)	McKinley, Atl. (DE)	5.5
36t)	Nassib, T.B. (DE)	5.5
36t)	Okwara, Det. (DE)	5.5
36t)	J. Reed, Sea. (DT)	5.5
36t)	Sheard, Ind. (DE)	5.5
36t)	Z. Smith, Bal. (LB)	5.5
36t)	Suggs, Bal. (LB)	5.5
47t)	Allen, Was. (DE)	5.0
47t)	Brown, Ten. (LB)	5.0
47t)	Jenkins, NY-J (LB)	5.0
47t)	Williams, Buf. (DT)	5.0



**WEEK 12 / THROUGH MONDAY, NOVEMBER 26, 2018**

**NFL / FUMBLE RECOVERIES**

Rank	Player, Team	TotRec	OffRec	DefRec
1t)	Mahomes, K.C.	5	5	0
1t)	Prescott, Dal.	5	5	0
1t)	*Rosen, Ariz	5	5	0
4)	Wentz, Phi.	4	4	0
5t)	Bailey, K.C.	3	0	3
5t)	Brees, N.O.	3	3	0
5t)	Cousins, Min.	3	3	0
5t)	*L. Jackson, Bal.	3	3	0
5t)	Milano, Buf.	3	0	3
5t)	Roethlisberger, Pit.	3	3	0
5t)	A. Smith, Was.	3	3	0
5t)	Watson, Hou.	3	3	0
5t)	Wilson, Sea.	3	3	0
14t)	*Allen, Buf.	2	2	0
14t)	Dav. Andrews, N.E.	2	2	0
14t)	Apple, NY-G-N.O.	2	0	2
14t)	Beathard, S.F.	2	2	0
14t)	Bitonio, Cle.	2	2	0
14t)	*Bojorquez, Buf.	2	2	0
14t)	Bortles, Jac.	2	2	0
14t)	Breida, S.F.	2	2	0
14t)	Chickillo, Pit.	2	0	2
14t)	Clark, G.B.	2	0	2
14t)	Clement, Phi.	2	2	0
14t)	Clowney, Hou.	2	0	2
14t)	Croom, Buf.	2	2	0
14t)	*Darnold, NY-J	2	2	0
14t)	Donald, LA-R	2	0	2
14t)	Ekeler, LA-C	2	2	0
14t)	M. Evans, T.B.	2	2	0
14t)	Fejedelem, Cin.	2	1	1
14t)	Fitzpatrick, T.B.	2	2	0
14t)	Foster, Was.	2	0	2
14t)	Fowler, Jac.-LA-R	2	0	2
14t)	Goff, LA-R	2	2	0
14t)	Golladay, Det.	2	1	1
14t)	Hankins, Oak.	2	0	2
14t)	Jackson, Ten.	2	2	0
14t)	Jenkins, NY-J	2	0	2
14t)	T. Johnson, Sea.-Min.	2	0	2
14t)	Keenum, Den.	2	2	0
14t)	Lattimore, N.O.	2	0	2
14t)	*Leonard, Ind.	2	0	2
14t)	Lewis, Dal.	2	0	2
14t)	Luck, Ind.	2	2	0
14t)	Mack, Chi.	2	0	2
14t)	Manning, NY-G	2	2	0
14t)	Miller, Den.	2	0	2
14t)	*Penny, Sea.	2	2	0
14t)	Peppers, Cle.	2	1	1
14t)	Rodgers, T.B.	2	2	0
14t)	Ryan, Atl.	2	2	0
14t)	Schobert, Cle.	2	0	2
14t)	Smith, Min.	2	0	2
14t)	*Speaks, K.C.	2	0	2
14t)	Suh, LA-R	2	0	2
14t)	Sullivan, LA-R	2	2	0
14t)	*Ward, Cle.	2	0	2
14t)	Winston, T.B.	2	2	0
14t)	Wright, Car.	2	2	0

**WEEK 12 / THROUGH MONDAY, NOVEMBER 26, 2018****NFL / OFFENSIVE FUMBLE RECOVERIES**

Rank	Player, Team	Ret	Yards	Avg	Long	TD
1t)	Mahomes, K.C.	5	0	0.0	0	0
1t)	Prescott, Dal.	5	0	0.0	0	0
1t)	*Rosen, Ariz	5	0	0.0	0	0
4)	Wentz, Phi.	4	0	0.0	0	0
5t)	Brees, N.O.	3	0	0.0	0	0
5t)	Cousins, Min.	3	0	0.0	0	0
5t)	*L. Jackson, Bal.	3	0	0.0	0	0
5t)	Roethlisberger, Pit.	3	0	0.0	0	0
5t)	A. Smith, Was.	3	0	0.0	0	0
5t)	Watson, Hou.	3	0	0.0	0	0
5t)	Wilson, Sea.	3	0	0.0	0	0
12t)	Rodgers, T.B.	2	2	1.0	2	0
12t)	*Allen, Buf.	2	0	0.0	0	0
12t)	Dav. Andrews, N.E.	2	0	0.0	0	0
12t)	Beathard, S.F.	2	0	0.0	0	0
12t)	Bitonio, Cle.	2	0	0.0	0	0
12t)	*Bojorquez, Buf.	2	0	0.0	0	0
12t)	Bortles, Jac.	2	0	0.0	0	0
12t)	Breida, S.F.	2	0	0.0	0	0
12t)	Clement, Phi.	2	0	0.0	0	0
12t)	Croom, Buf.	2	0	0.0	0t	1
12t)	*Darnold, NY-J	2	0	0.0	0	0
12t)	Ekeler, LA-C	2	0	0.0	0	0
12t)	Fitzpatrick, T.B.	2	0	0.0	0	0
12t)	Goff, LA-R	2	0	0.0	0	0
12t)	Jackson, Ten.	2	0	0.0	0	0
12t)	Keenum, Den.	2	0	0.0	0	0
12t)	Luck, Ind.	2	0	0.0	0	0
12t)	Manning, NY-G	2	0	0.0	0	0
12t)	*Penny, Sea.	2	0	0.0	0	0
12t)	Ryan, Atl.	2	0	0.0	0	0
12t)	Sullivan, LA-R	2	0	0.0	0	0
12t)	Winston, T.B.	2	0	0.0	0	0
12t)	Wright, Car.	2	0	0.0	0	0
12t)	M. Evans, T.B.	2	-3	-1.5	0t	1

**NFL / DEFENSIVE FUMBLE RECOVERIES**

Rank	Player, Team	Ret	Yards	Avg	Long	TD
1t)	Bailey, K.C.	3	2	0.7	2t	1
1t)	Milano, Buf.	3	0	0.0	0	0
3t)	Lattimore, N.O.	2	91	45.5	54	0
3t)	*Ward, Cle.	2	29	14.5	20	0
3t)	Schobert, Cle.	2	26	13.0	26	0
3t)	Lewis, Dal.	2	14	7.0	14	0
3t)	Miller, Den.	2	3	1.5	3	0
3t)	Apple, NY-G-N.O.	2	2	1.0	2	0
3t)	Chickillo, Pit.	2	0	0.0	0	0
3t)	Clark, G.B.	2	0	0.0	0	0
3t)	Clowney, Hou.	2	0	0.0	0t	1
3t)	Donald, LA-R	2	0	0.0	0	0
3t)	Foster, Was.	2	0	0.0	0	0
3t)	Fowler, Jac.-LA-R	2	0	0.0	0	0
3t)	Hankins, Oak.	2	0	0.0	0	0
3t)	Jenkins, NY-J	2	0	0.0	0	0
3t)	T. Johnson, Sea.-Min.	2	0	0.0	0	0
3t)	*Leonard, Ind.	2	0	0.0	0	0
3t)	Mack, Chi.	2	0	0.0	0	0
3t)	Smith, Min.	2	0	0.0	0	0
3t)	*Speaks, K.C.	2	0	0.0	0	0
3t)	Suh, LA-R	2	0	0.0	0	0

## WEEK 12 / THROUGH MONDAY, NOVEMBER 26, 2018

## Team/Offense Rank (Within League)

BAL	BUF	CIN	CLE	DEN	HOU	IND	JAX	KC	LAC	MIA	NE	NYJ	OAK	PIT	TEN		ARI	ATL	CAR	CHI	DAL	DET	GB	LAR	MIN	NO	NYG	PHI	SF	SEA	TB	WAS
11	31	26	18	15	12	8t	22	3	6	28	8t	29	24	4	30	TYds/G	32	7	13	21	25	23	10	2	14	5	20	19	17	16	1	27
25	31	15	27	10	14	12	26	1	3	20	13	30	22	6	29	TYds/P	32	7	9	19	23	24	8	2	16	5	11	21	17	18	4	28
11	17	28	9	10	4	18	16	14	8	20	12	22	25	27	19	RYds/G	32	31	3	15	6	23	21	2	30	7	29	24	5	1	26	13
26	27	9	12	2	15	13	19	8	3	14	24	23	21	18	29	RshAvg	32	31	1	25	5	17	4	7	30	20	11	22	6	10	28	16
14	31	17	23	15t	19	9	22	3	10	27	11	29	18	2	30	PsYd/G	32	4	21	20	28	15t	8	5	7	6	12	13	24	26	1	25
24	32	21	29	17	9	13	26	1	5	18	8	30	22	7	23	PasAvg	31	6	12	10	27	25	11	2	15	3	16	20	19	14	4	28
14	31	26	19	20	24t	16	27	21	9	24t	10	30	13	18	22	%HdInt	29	3	12	17	4	23	1	6	5	2	11	8	28	7	32	15
5	28	7	23	14	30	1	18	6	9	21	4	15	25	3	32	Sac/PP	24	17	8	13	31	19	22	12	11	2	26	20	27	29	10	16
6	29	19	21t	20	21t	7	24	4	12	30	8t	31	26t	5	28	1D/Gm	32	8t	10	13t	25	15	17t	3	16	2	26t	13t	11	17t	1	23
5	31	16	28	27	17t	1	9	4	22	29	14	30	26	7	11	3D Eff	32	3	12	10	21	23	24	8	13	6	25	15	20	17t	2	19
20	29	22t	27t	14t	9t	19	22t	2	3	6	17t	22t	31	9t	7	4D Eff	32	27t	17t	16	11t	8	30	22t	14t	1	22t	21	13	5	4	11t
8	20	3	15	28	10	7	14	4	11	2	23	1	18	16	9	PR Avg	17	32	19	5	29t	22	21	6	13	27	29t	25	31	26	24	12
15t	14	13	26	24	9	30	27	5	15t	3	2	11	19	28	1	KR Avg	20	10	22	29	12	7	25	21	8	17	6	18	4	23	32	31
9	25	30	18	21	19	13	27	10	29	12	7	8	28	24	4	GPntAv	1	32	11	26	16	14	20	17	22	5	6	2	31	3	15	23
15	27	23	28	17	19	3	18	5	32	14	22	12	29	24	9	NPntAv	6	31	10	26	21	30	16	7	13	2	8	4	25	1	20	11
15	31	12t	18	19	14	4	28	2	7t	25	7t	26	30	6	29	Pts/Gm	32	11	10	5	23	21	17	3	16	1	22	24	20	12t	9	27
9	6t	29t	28	17	18	21t	10	5	20	6t	11	8	24	29t	14	FG%	32	1	13	26	16	12	25	19	31	3t	2	21t	3t	23	27	15

## Opponent/Defense Rank (Within League)

BAL	BUF	CIN	CLE	DEN	HOU	IND	JAX	KC	LAC	MIA	NE	NYJ	OAK	PIT	TEN		ARI	ATL	CAR	CHI	DAL	DET	GB	LAR	MIN	NO	NYG	PHI	SF	SEA	TB	WAS
1	2	32	31	25	8	17	5	30	9	29	22	21	26	6	10	TYds/G	19	28	14	4	7	13	12	20	3	15	23	24	11	16	27	18
1	3	27	17	21	6	14	7	22	11	29	16	13	32	4	15	TYds/P	9	30	19	2	8	26	12	28	5	23	20	24	10	25	31	18
3	15	31	28	24	7	12	16	20	13	29	14	27	32	9	17	RYds/G	30	25	6	2	4t	19	23	21	4t	1	26	11	10	22	18	8
6	11	24	25	23	5	7	10	29	14	26	18	15	28	12	16	RshAvg	20	30	9	1	3t	21	17	31	3t	2	19	27	8	32	22	13
2	1	31	29	24	11	20	3	32	7	21	25	16	15	6	8	PsYd/G	4	26	22	10	12	13t	9	19	5	30	18	28	17	13t	27	23
1	2	28	11	21	5	23	8	13	9	30	15	14	32	3	16	PasAvg	7	26	22	4	17	27	10	24	6	29	25	18	12	20	31	19
28	9	15	4	5	21	8	20	19	6	2	13	17	7	27	25	%HdInt	24	22	10	1	23	29	26	14	11	18	16	30	32	3	31	12
9	13	25	27	8	6	20	24	16	19	29	30	26	32	4	18	Sac/PP	1	28	23	11	7	5	3	14	2	17	31	22	21	15	12	10
1	9	31	30	12	4	17t	2	32	10t	24	25	13	10t	14t	6t	1D/Gm	28	29	23	3	5	14t	14t	19t	8	19t	26	6t	19t	22	27	17t
3	13	32	8	18	20	26	9t	6	22	23	25	2	30	5	19	3D Eff	17	31	21	4	29	15	12	24	1	14	28	9t	16	7	11	27
10t	5t	12	21	22	23t	18t	1t	28	18t	4	7t	23t	32	17	13t	4D Eff	13t	30	20	26	1t	29	13t	23t	13t	9	31	27	5t	10t	7t	3
19	25	20t	30	22	6	3	2	1	27	23t	31	16	23t	29	28	PR Avg	26	8	15	9	18	32	14	11	10	4	12	5	20t	13	17	7
15	16	21	23	5	2	9	1	7	14	31t	29	18	13	6	31t	KR Avg	12	8	25	30	24	19	20	26	17	22	3	27	28	11	4	10
8	18	16	9	27	24	15	31	13	30	5	3	11	32	10	26	GPntAv	21	22	28	7	6	12	19	4	17	2	23	20	1	14	29	25
10	20	5	13	26	17	19	29	4	24	1	8	6	31	12	7	NPntAv	15	30	27	3	14	16	23	2	18	9	28	21	11	22	32	25
1	17	32	22t	13	5	18	8t	28	4	22t	11t	19	30	11t	6	Pts/Gm	26t	29	20t	2	3	24	16	20t	10	15	25	14	26t	8t	31	7
9	23t	23t	2	8	18t	16t	20	15	6t	10t	29	13	23t	21	14	FG%	10t	30t	12	30t	22	1	6t	30t	27	5	28	16t	23t	4	18t	3



***FEATURE  
CLIPS***

# TABLE OF CONTENTS



Alex Spanos passed away at 95 – A proud Greek American, self-made billionaire and philanthropist .....	2
From humble beginnings in his father's bakery to successes in business and the NFL, Alex Spanos always remained a Stocktonian .....	3
Chargers owner Alex Spanos lived life with passion, energy .....	4
Chargers Are Ready to Claim Their Piece of the Los Angeles Sports Market .....	4
NFL's Great Expectations 2018: 10 Teams, Coaches and Players (Plus a Broadcaster) to Watch .....	5
Cum Laude .....	6
Former Ohio State quarterback Cardale Jones now deputy sheriff in Ottawa County .....	7
Chargers' Joe Barksdale uses guitar as therapy in battle with depression .....	7
Chargers' Joe Barksdale breaks silence on his daily battles that have nothing to do with football .....	8
Dear Mom .....	9
Desmond King has awarded the Chargers with big plays as a defensive back and returner .....	10
The Bosa Family—Brothers Joey and Nick, Father John—Share a Passion for Pass-Rushing .....	11
How fatherhood made Chargers receiver Keenan Allen a better player .....	12
Slayer .....	13
24 Hours ... With Melvin Gordon on Game Day .....	15
Chargers' Melvin Gordon, Austin Ekeler flip the script on running back tandems .....	17
Wrestling class helped Michael Davis find starting role with Jack Boys .....	17
Chargers playmaker Mike Williams seeks (and flashes) greatness .....	18
No kidding, Chargers quarterback Philip Rivers made his NFL dreams come true .....	19
Inside Philip Rivers' game within the game: Stories of mental battles .....	19
Philip Rivers Renewed: At 36, Chargers QB Sees a Prime Chance to Seal His Legacy .....	21
The Mind of Philip Rivers: Explaining the Game Within the Game .....	23
Rayshawn Jenkins is not angry, and that is some kind of wonderful .....	24
Competing is a family trait for Miami Hurricanes' Rayshawn Jenkins .....	27

# Alex Spanos passed away at 95 – A proud Greek American, self-made billionaire and philanthropist

*By Apostolos Zoupaniotis  
Greek News Online  
October 10, 2018*

Alex Spanos, a Greek American self-made billionaire and a philanthropist passed away on Tuesday, at 95. He was the founder of A.G. Spanos Companies and owner of the Chargers NFL Franchise. According to the family's statement, Alex Spanos passed away peacefully surrounded by his loved ones on Tuesday morning.

Earlier this year he lost his wife of 70 years, Faye Spanos, who died in August at the age of 92. Faye and Alex Spanos leave behind 15 grandchildren and 10 great-grandchildren.

Statements were issued by former President George Bush, cabinet members and prominent political personalities of the United States, as well as the NFL teams.

According to the Spanos Family announcement, "from humble beginnings to becoming the top apartment builder across the nation and the owner of an NFL franchise, Alex proved that dreams do come true.

Alex was the embodiment of the American dream and leaves behind a legacy of passion and hard work. Born the son of Greek immigrants in 1923, Alex's tireless work ethic and fearlessness was instilled in him when at only eight years old, he began working in his father's bakery before and after school. A tough upbringing coupled with the unshakeable belief that he could accomplish anything he set his mind to drove him to succeed and overcome countless obstacles.

In 1984, Alex fulfilled one of his lifelong goals by purchasing the San Diego Chargers. His intensely competitive nature and passion for sport made him the perfect fit to be a part of the NFL family. One of his most memorable moments was watching the Chargers beat the Pittsburgh Steelers to play in Super Bowl XXIX. He was equally passionate about the franchise's impact off the field, implementing many Chargers' community outreach programs that exist to this day. The Chargers Community Foundation – which he created and funded – still supports numerous critical causes, individuals in need and organizations supporting the community.

Aside from being a celebrated businessman and generous philanthropist, Alex's greatest joy and source of pride was his family. His beloved wife Faye, his four children, his 15 grandchildren and his 12 great-grandchildren always came first. Throughout Alex's life, Faye, his wife of nearly 70 years, was his rock and inspiration. It was Faye's unconditional love and support that gave him the strength and peace of mind to take risks and pursue his goals unfettered. Together they contributed generously to worthy causes and charities. Hospitals, universities, scholarship funds, youth programs, sports programs, churches, schools – all were recipients of their incredible generosity.

Through it all, Alex never forgot his roots and took immense pride in both his Hellenic heritage and Greek Orthodox faith. It was through that faith he learned compassion and empathy. Whenever he was called upon to help, he always delivered. Passionate about education, helping the underprivileged and enabling those with a dream to better their lives, he took pride in setting an example for others to follow.

Fiercely loyal, competitive, passionate and loving – that was Alex Spanos.

We have no words that can adequately express our sadness with his passing. We will continue to honor his legacy by dedicating ourselves to making a difference in the community and throughout our country.

As Alex would say, "Believe in yourself. There is nothing you can't do if you set your mind to it."

Funeral arrangements will be announced in the next few days."

## Embodied the American Dream

Alex Spanos was born on Sept. 28, 1923, in Stockton, California. One of six children, Spanos built a billion-dollar fortune in real estate and construction. Alex G. Spanos and Fay Papafakis were married on August 22, 1948 at the St. Nicholas Greek Orthodox Church in Tarpon Springs, Florida. They were blessed to have four children, fifteen grandchildren. Fifty-five years later, Alex and Faye Spanos continue to place each other and their family at the center of their lives.

In 1951, with his young wife Faye and their infant child, Alex took a risk and left his father's bakery business, borrowed \$800 and purchased a truck in order to sell sandwiches to migrant farm workers in the San Joaquin Valley. With Faye's assistance, Alex transformed his first business enterprise into a highly successful catering business. By 1956, the catering business had become so successful that Mr. Spanos began investing in real estate. In 1960, Alex began A.G. Spanos Construction which he turned into the top-ranked housing construction company in the United States.

Yet with all of this business and economic success, Spanos had never forgotten his roots or the integral role his family has played in his life. As a reflection of his belief in his family, A.G. Spanos Companies continues to be a family owned and operated business.

An Archon of the Ecumenical Patriarchate, former president of the Archdiocesan Council, and member of Leadership 100, Mr. Spanos had been a leading churchman for several decades. He was a founding member of the "Leadership 100" and the Faith Endowment, to which he has donated 10,000,000 dollars.

Faye and Alex Spanos have also been generous supporters of their home parish in Stockton, St. Basil Church, as well as being instrumental in establishing the Patriarch Athenagoras Orthodox Institute at the Graduate Theological Union (GTU) in Berkeley, CA, especially with the creation of the Alexander G. Spanos Chair in Orthodox Christian Studies at the GTU.

The Spanos couple's philanthropy has touched the lives of many individuals and communities. In particular Alex and Faye have had given back

to those communities which have been important parts of their lives.

Alex Spanos was a graduate of the University of the Pacific, and the generous contributions of Alex and Faye have led to the building of the Faye Spanos Concert Hall and the 6,000-seat Alex G. Spanos Center on the campus of the University.

As owner of the San Diego Chargers, Mr. Spanos has created and funded numerous charitable activities and organizations for the city and citizens of San Diego. The city of Stockton, which has been their home and place of business for over fifty years has been a significant recipient of the Spanos' Christian philanthropy.

In his published autobiography, *Sharing the Wealth* (2002), Mr. Spanos states, "I believe I have a sacred duty to share my good fortune with my church, my community, my fellow Greek Americans and my family."

Alex Spanos, in particular, has been recognized for his commitment to community and humanity. He was the recipient of numerous honors and awards, including the Horatio Alger Award, The Statue of Liberty-Ellis Island Medal of Honor, the Gloria Swanson Humanitarian Award, and the Anti-Defamation League of B'nai B'rith's National Distinguished Community Service Award for devotion to community and concern for others.

Throughout all their professional, civic, and entrepreneurial success, Faye and Alex have treasured their family above all else.

## A proud Greek American

In 1972, he was elevated to be Archon Deputatos of the Ecumenical Patriarchate for his extraordinary support of the Greek Orthodox Church and in October 2004 he was honored with the "Athenagoras Award" of the Archons.

"I cannot tell you how proud I am for being Greek American and let the World know about it. There are not many of us, but when there is enough of us we can make sure they know who we are", said Alex Spanos at the "Athenagoras Award" ceremony.

In his highly emotional speech, Alex Spanos thanked repeatedly his wife Faye and his mother for giving him the right values.

"My mother was always telling me "kane kalo na deis kalo" (Do good so good comes your way) and that was what I was always trying to do", he said.

His initial involvement with Greece was in September 1986, when he travelled to Greece following the catastrophic earthquake in Kalamata, the birthplace of his parents. He was received with high honors from Prime Minister Andreas Papandreu and despite their deep ideological differences they built a strong friendship. As he states in his autobiography, Spanos tried unsuccessfully to convince his close friend and President of the United States Ronald Reagan to lift the travel warning against Greece.

His closed relationship with U.S. presidents extended to President George H.W. Bush and George W. Bush. In his message to the Athenagoras Award Ceremony, George W. Bush



called Spanos “his friend” and “a person that makes the world a better place.”

During a fundraising event of the Greek American Community on April 1, 2004, in the presence of George Bush, Spanos stated:

“This is without a question one of the most exciting things that is ever happened for George W. Bush, our President, to have the Greek Americans representing from all over the United States tonight. I am so proud, so proud and I know they feel the same way as they are supporting George W.”

In 2007 Alex Spanos has donated one million dollars for the victims of the Ilia fires and the following year he received an award by the President of the Hellenic Republic Karolos Papoulias.

When making his contribution to the Greek Fire Relief Fund, Alex Spanos stated, “We watched with heavy hearts the catastrophic fires and the destruction they left behind which affected thousands of people, their property and the beautiful countryside of Greece. I was greatly moved by the tragedy unfolding before my eyes and I know that every Greek American and every person was equally moved”.

In 2004 Alex Spanos was the Co-Chairman of the Greek American Republicans and helped to raise over 3.5 million dollars for the re-election of George W. Bush, who appointed him member of the U.S. official delegation to the Athens Olympics, headed by former President George H.W. Bush.

This was the year of Spanos’ biggest involvement with the Cyprus issue, on the eve of the referendum for the Anan Plan and the days that followed its rejection by the Greek Cypriots. Alex Spanos was working hard behind the scenes on the Cyprus cause. In June 2004, the President Cyprus Tassos Papadopoulos awarded Alex Spanos the Cross of Archbishop Makarios the 3rd, the highest honor of the Republic of Cyprus.

## **From humble beginnings in his father's bakery to successes in business and the NFL, Alex Spanos always remained a Stocktonian**

*By Roger Phillips  
Record Net  
October 9, 2018*

Billionaire developer Alex Spanos, who rose from humble beginnings to build a national real-estate empire, died early Tuesday morning at his Stockton home.

The death of Spanos, 95, came two months after the passing of 92-year-old Faye Spanos, his wife of 69 years. Alex Spanos suffered from dementia the past decade and recently had been in failing health, family spokeswoman Natalia Orfanos said.

Spanos, whose family owns builder A.G. Spanos Cos. and the Los Angeles Chargers football team, developed thousands of apartment units across the United States. His family, worth an estimated \$2.4 billion, is the 344th richest in the United States, Forbes magazine reported this year.

Orfanos said memorial and funeral services will take place Oct. 23-24 at St. Basil Greek Orthodox Church. A celebration of Spanos’ life will be held following the Oct. 24 funeral at the Spanos Center on the University of the Pacific campus, Orfanos added. Times have not yet been set for any of the events.

Alexander Gus Spanos — “Big Alex” or “The Godfather” to his beneficiaries — was born in Stockton on Sept. 23, 1923, the son of immigrants.

“When Alex was born the doctor slapped him and Alex said, ‘Would you like to rent an apartment?’” the late comedian Bob Hope once joked about his friend.

In fact, when Spanos was born the likelihood that he would someday be a real-estate magnate would have seemed farfetched. Spanos’s first job came as a child working for his father, a baker. He was 8 years old.

“I think it’s so important for people not to forget where they came from,” Spanos said in 1984. “I love to talk about my past because it wasn’t easy.”

Spanos worked his way all the way to University of the Pacific, from which he graduated in 1948. Diploma in hand, Spanos returned after college to work again at his father’s bakery — 15 hours a day, seven days a week, and a \$40 salary.

“I was safe, secure — and slowly dying,” Spanos recalled in “Sharing the Wealth,” his 2002 autobiography.

He finally split with his father in 1951, borrowing \$800 to purchase a truck. Spanos’s wife, Faye, started spending 16 hours a day making sandwiches that her husband would then peddle to field hands in the Delta.

He later provided housing to the workers before entering the construction business full time. His start began with rental properties, a development business that spread nationwide. It was the beginning of an empire.

“I am a competitor,” Spanos told The Record in 1987. “I am a very strong competitor at anything I do. That’s part of any success — knowing that you’re good, knowing that you’re the best and proving so.”

Spanos’s focus on rentals grew in his later years to embrace the development of housing subdivisions.

“He certainly in the beginning was not a master plan community developer,” said Stockton developer Fritz Grupe, whose firm built Lincoln Village West, Quail Lakes and Brookside.

“He called me and said, ‘I’d like to come and see what you’re doing,’ so we went over to Brookside Country Club and had lunch and I was showing him around what we’re doing.”

In his later years, Spanos’s company turned to developing eponymous subdivisions, Spanos Park and Spanos Park West, that pushed Stockton’s boundaries northward.

Beyond his life’s work as a housing developer, Spanos became known for his philanthropy and for his conservative politics.

Conservative radio talk-show host Rush Limbaugh wrote the foreword to Spanos’s autobiography, and Spanos himself contributed millions of dollars to state and national candidates. He was a friend of former Gov. Arnold Schwarzenegger, and President George W. Bush used his jet in the 2004 presidential campaign. Spanos told The Record in 2005 that he was a friend of every Republican president since Gerald Ford. He also was a significant player in local politics, giving thousands of dollars to mayoral, City Council and San Joaquin County Board of Supervisors candidates.

Faye Spanos is credited with steering her husband toward the philanthropy that benefited the arts, education and medical care in Stockton.

His name is stamped across the city, from the Spanos Jet Center and Spanos Sports Center to his corporate offices in Spanos Park West.

Spanos was a major contributor to University of the Pacific and a wing of Dameron Hospital’s outpatient center was named for him.

Additionally, Spanos Elementary School in south Stockton bears the family name, and the Spanos family donated millions of dollars toward the Lincoln High School stadium and press box and baseball field house. The Spanos family also opened their home for an initial fundraiser for what is now the Lincoln Performing Arts Center.

Spanos Elementary Principal Danielle Valtierra said Tuesday, “He’s a wonderful namesake for our school — his upbringing, work ethic and dedication to our community. His family has been extremely generous and supportive of us.”

Spanos Elementary is closed this week for autumn break. Valtierra said her school will honor its late namesake once it is back in session.

At Lincoln Unified, Superintendent Kelly Dextraze said, “I am saddened to hear of Alex Spanos’ passing. The Spanos family has provided generous support to our programs for decades. ... We are proud to have their children and grandchildren among the alumni of Lincoln High School and appreciate their many philanthropic efforts throughout our community.”

Spanos also directed his generosity toward the Stockton Symphony, Conductor Peter Jaffe said Tuesday.

“They were very instrumental in the arts community,” Jaffe said. “And we just really appreciated them. He had an enormous impact on the community.”

Spanos became close friends over the years with comedian Bob Hope, who would perform with Spanos at benefit events.

“He started to teach me how to sing,” Spanos told The Record after Hope’s death in 2003. “I wasn’t a hooper or a singer. But he made a real hooper and singer out of me.”

Douglass Wilhoit Jr., CEO and executive director of the Greater Stockton Chamber of Commerce, recalled Tuesday, “The thing that stands out the most is watching (Spanos) and Bob Hope do the soft shoes. Yes, he was a businessman and a tough businessman. But there was a softer-kid side of him that I saw with that soft-shoe performance with Bob Hope.”

Dancing with Hope was light years from Spanos' humble beginnings. In 1984, Spanos told a reporter the key to his success was simple.

"The only thing that distinguished me from a million other dead-broke bakers," Spanos said, "was desire."

## Chargers owner Alex Spanos lived life with passion, energy

By Jim Trotter  
NFL.com

October 9, 2018 at 2:54 pm

Shaken for the second time in two months, the Los Angeles Chargers family is mourning the death of patriarch Alex Spanos, who died from undisclosed causes Tuesday morning. He was 95.

His passing comes almost two months to the day after the death of his wife, Faye, who was 92.

"Fiercely loyal, competitive, passionate and loving -- that was Alex Spanos," a statement reads on the club website. "As Alex would say, 'Believe in yourself. There is nothing you can't do if you set your mind to it.' "

His life's story embodied that belief. Spanos, who suffered from dementia late in life, was born in Stockton, California, to immigrant Greek parents. He began working in the family bakery at age 8, often rising at 4 a.m. to help prepare the day's goods before going to school. As an adult, he started a catering business which served sandwiches to agricultural workers and parlayed that into a thriving construction and real-estate company.

He purchased the Chargers on Aug. 1, 1984 from majority owner Eugene Klein and publicly stated his vision of winning the Super Bowl. But the club managed just one winning season in a non-strike year over his first 10 seasons. He turned over day-to-day control of the club to his eldest son, Dean, in 1994 -- the same year the Chargers advanced to their only Super Bowl, thanks in large part to Alex's hiring of general manager Bobby Beathard in 1990. Beathard was inducted into the Pro Football Hall of Fame this past summer.

Spanos was known for his energy and passion. I experienced it first-hand while covering the Chargers for the San Diego Union-Tribune. Nick Canepa, one of our columnists, had written something critical of Spanos regarding the need for a new stadium, and the emotional owner did not hold back when he saw Canepa that morning in the lobby of the training facility, where media members and then coach Mike Riley were hanging out before the start of the draft.

"Asshole," he called down from the landing.

That was Alex Spanos: direct, transparent, forceful. After reporting the comment, I was summoned to the owner's office early the next morning before anyone else arrived. Spanos forcefully relayed how disappointed he was in me, largely because he was from Stockton and I had attended high school in the city. Not just any high school, but Lincoln High, which was directly across the street from his house. That regional tie meant something to him. It connected us, in his mind. It made me part of the extended family, so to speak.

I explained to him that it was my job to report his public actions, but he genuinely seemed hurt. Loyalty meant everything to him. So did family. His passion for his football team -- which was off the charts -- paled in comparison to his love for his family. Faye was his heart and the light in his eyes; the two were married for nearly 70 years after first meeting in Florida, where he was enlisted in the Air Force. She personified grace in the way he personified energy and passion.

"It was Faye's unconditional love and support that gave him the strength and peace of mind to take risks and pursue his goals unfettered," said the team statement.

Family was so important to them that they purchased the land around their home so their children could live nearby. The couple had four children (Dean, Dea Spanos Berberian, Alexis Spanos Ruhl and Michael Spanos), 15 grandchildren and 12 great-grandchildren. Grandsons John and A.G. are presidents of football operations and business operations, respectively, for the Chargers.

Funeral services will be announced later this week. In lieu of flowers, donations may be sent in the name of Alex Spanos to the following charities: American Legion -- Karl Ross Post #16, 2020 Plymouth Road, Stockton, CA 95204; The Stockton Scholars Endowment Fund at UOP, University of the Pacific, Attn: University Development/Stockton Scholars, Endowed Fund, 3601 Pacific Avenue, Stockton, CA 95211; The Discovery ChalleNGe Academy, 2922 Transworld Drive, Stockton, CA 95206; or YMCA of San Joaquin County, 2105 West March Lane, Suite 1, Stockton, CA 95207.

## Chargers Are Ready to Claim Their Piece of the Los Angeles Sports Market

By Andy Benoit  
Sports Illustrated  
June 20, 2018

COSTA MESA, Calif. — The Los Angeles Chargers headquarters is located in a nondescript leased office building amidst a white-collar industrial sprawl in Costa Mesa, Calif., about 45 minutes from downtown L.A. The building is located to the left of a circular courtyard. To the right of the courtyard is a vacant building, and straight behind the courtyard is a coffeehouse.

Inside the office building, Chargers owner Dean Spanos is seated at the head of the table in a second-floor conference room. Over his shoulder is a giant rendering of the team's new stadium, which will be located in Inglewood, just shy of an hour's drive from the current office. Under construction until 2020, it's the mecca toward which this franchise is marching.

"It's incredible—look at that," Spanos says, turning to face the photo. "I mean, that's massive. It doesn't look like a football stadium, does it?"

No, and that's because, in many ways, it isn't. The nearly \$5-billion venue, formally called Los Angeles Sports and Entertainment District (LASED), will include business parks and condominiums, a 6,000-seat theatre, luxury hotels and restaurants, an open-air shopping center and NFL Media's nerve center. Rams owner Stan Kroenke is spearheading the project,

with the stadium itself a joint venture between the two teams—the Rams and Chargers will operate under equivalent leases, and the Chargers will receive 18.75% of the LASED non-football event revenue.

But underneath all of the hype of the new stadium and the glamour of the Los Angeles area, a hard truth remains: the Chargers are the newest team in a very crowded sports market—11 teams, to be exact. And even if the product on the field is up to snub—and it should be, as this team is a favorite to win the AFC West this year—is that enough for the Chargers to truly carve out its niche in Los Angeles? It will be a challenge, but the Chargers are up for it.

Moving to a new city before your stadium's completion is innately trying. After leaving Houston in 1997, the Oilers, waiting on their downtown Nashville venue, played home games at Liberty Bowl Stadium in Memphis. Attendance was abysmal, and when it wasn't, opposing fans were extraordinarily prevalent. The next year owner Bud Adams moved games to Vanderbilt—a site he had initially rejected. The Oilers went 8–8 both years.

The Chargers faced similar attendance struggles last season. Playing at the 27,000-seat StubHub Center in Carson, Calif., the team often found that the fans enjoying the intimate atmosphere were actually cheering for L.A.'s opponent. In Week 2 of the 2017 season, Youngbue Koo, the Chargers kicker at the time, missed a field goal at the end of regulation to lose to the visiting Dolphins, and QB Philip Rivers said that missed kick produced the loudest roar of the crowd all day. The following week, the red of the visiting Chiefs' fans glaringly contrasted with L.A.'s fans' blue.

There are different thoughts in the Chargers office as to what was behind this enemy infiltration.

"Really, when you look at it on a percentage-base, it's no different than any of the other teams," Spanos says. "This is not something that is just unique to us. I think the Rams experienced it a bunch last year. Miami experiences it with all the New England fans there. It's nothing new."

GM Tom Telesco says it's always going to be like that for teams in a destination city. "If you live in Buffalo and you're going to go to one road game this year, [the fan typically thinks] 'Hey let's go to L.A. or Miami!' At Qualcomm Stadium [in San Diego] let's say we got 10,000 visiting fans. [In a stadium that holds 70,000 people] you notice those fans, but not that much. You get those same 10,000 at StubHub, it looks a lot different."

Rivers issued similar sentiments following that early loss to Miami last season, saying, "It's always been a little bit of something you battle. We battled it down in San Diego... the weather, the climate, lends to that."

But traveling fans aren't the Chargers' only problem—finding and growing the team's own fan base remains an issue. There are around 24 million people in Southern California, including many transplants who may have brought fandom with them, and with no team in town from 1995–2015, many Angelenos have adopted one of the NFL's 30 non-LA teams as their own.

It didn't help when, before the season, Los Angeles mayor Eric Garcetti said on the Dan Patrick Show, "We're certainly happy to have the Chargers in L.A., but I think we could have been

happy with just the [Rams] too." Some in the Chargers' building believe Garcetti was just trying to appease San Diego and the state's other non-L.A. markets (rumor has it that he wants to run for governor or even president one day). Spanos believes Garcetti's comments were misrepresented in the media, and he professes no ill-will.

But after those comments, mixed with opposing fan optics and the team's heartbreaking 0–4 start to the season, it's easy to see why the Chargers struggled with a loser narrative last season.

That shouldn't be the case in 2018; this team is favored to win the AFC West. Head coach Anthony Lynn even recently lamented to *The MMQB's* Albert Breer that someone had told him the Chargers had the second-most talented roster in the league. While maybe a tad hyperbolic, the notion is not ridiculous. Rivers is a bona fide field general, and his receiving corps is loaded, even with tight end Hunter Henry out with a torn ACL. The backfield and offensive line are improving, and the defense has what every team covets: perimeter cover corners (Casey Hayward and, if healthy, Jason Verrett) and dominant edge rushers (Joey Bosa and Melvin Ingram). The interior of the D was addressed in the draft, with safety Derwin James in Round 1, linebacker Uchenna Nwosu in Round 2 and defensive tackle Justin Jones in Round 3.

Lynn was praised for leading the Chargers to nine wins after entering October under the most difficult of circumstances. Now, nine wins would be disappointing. The rough start last year "just made us a tougher football team," Lynn says. "We became more resilient. And now last year's not even in the back of our heads anymore, we're focused on this season."

The fascinating question is, Just how much success will it take for the Chargers to move the meter locally?

"Everybody loves a winner up here and we have to put that product on the field," says Spanos. "It's a challenging market. We knew it when we came here. There are 11 other teams we're competing against."

A quick look at the 11 other teams to which Spanos is referring: The MLB's Dodgers and Angels, which are both a little above .500, as of publish; the NBA's Clippers, which just missed the playoffs and the Lakers, which are rebuilding; the NHL's Ducks and Kings, which reached the Stanley Cup playoffs but were both swept in the first round; MLS's LAFC, currently third in the Western Conference, and the Galaxy, sitting eighth; USC and UCLA, which both lost their quarterbacks to the first round of the NFL draft; and of course, the Rams—the team with which the Chargers will be sharing a stadium, and their most direct competition. Also, the WNBA's Sparks currently lead the Western Conference.

Surprise winners of the NFC West in 2017, the Rams have had one of the most unique, aggressive offseasons in recent memory and are now among the early favorites to win Super Bowl 53. They're slated for five nationally televised games in 2018. And yet they too are still trying to gain a foothold in the L.A. market.

After a record-setting year-over-year decline in attendance last September, the Rams averaged 63,392 in home attendance on the season, which ranked 26th in the league, and filled a

league-low two-thirds of their venue (the L.A. Coliseum). Their local TV ratings were 8.0, meaning just eight percent of L.A. televisions were tuned into their games. The Chargers got a 6.0, though it should be noted that a ratings point in Los Angeles represents 5.2 times as many people as a ratings point in San Diego.

Legitimate concerns were raised about the Rams having had the opportunity to secure much of the available L.A. fans simply by arriving to town a year earlier. Spanos says his staff spends little time thinking about the Rams, but he's rooting for their success.

"If I could line the stars up, it would be great if we—the Rams and Chargers—could play each other in the Super Bowl this year in Atlanta," he says. "For this market, for sales, it would be exciting. You know, timing could be impeccably perfect. But if we can't win the Super Bowl, I'd probably say I'd want the Rams to win because it just helps the [stadium] project. We are part of this, we have equity in this, we're an equal partner in this thing. And I think [Kroenke], if he was sitting here, would say the same thing. We wish each other good luck except when we play each other. The better I do is going to help him and vice versa."

Though it'd be unimaginable in most markets, with Los Angeles, where fans have so many options for sports, as well as for pop culture entertainment and outdoor activities, one also must wonder what the team does in the event that it makes a deep playoff run but sees little rise in local popularity. Spanos doesn't like looking away from the big picture. "Our goal every year is to win the Super Bowl ... even if we make a deep playoff run this year, it's about sustained success."

Success on the field always comes first, but Spanos is a businessman who recognized the opportunities that Los Angeles could bring to his franchise.

"No. 1 is obviously the product on the field—and I can't control that," he says. "I can try to hire the best coach, the best GM to bring in the best players but there's no guarantee on anything. But that's one part of it. The other part is really how we as an organization, our family, integrate ourselves into this community."

Spanos meets with small groups three or four times a week, building relationships piece by piece. And from July through December last year the Chargers participated in 150 community events and charitable programs, with an emphasis on causes promoting social justice. They partnered with the city's most established media outlets and hired the area's top afternoon drive sports talk radio host, Matt "Money" Smith, as their lead announcer. This year, their "Fight for L.A." slogan will incorporate a "Fight for Each Other" slogan.

On brand growth, Spanos and his staff proceed as if it comes down to 50% winning and 50% business strategy. And the most obvious move that illustrates that? Hiring Lynn as head coach. Instead of splurging for a big-name head coach to galvanize the fan base, the Chargers' brass hired one who was well-regarded within the NFL but largely unknown to fans outside the AFC East. Contrast that with the Raiders, who spent \$100 million on Super Bowl winning celebrity coach Jon Gruden, perhaps partly with the hope of sustaining the Oakland fan base and, soon, igniting the Las Vegas one.

As John Spanos, President of Football Operations, explains, "At the end of the day, the driving force [behind hiring Lynn] was who will help us win games over who will help initially sell tickets." When it's pointed out that Bill Belichick was almost antithetical to a flashy hire in New England, Spanos says, "How 'bout that. He was the head coach of the Browns, got let go and was an assistant again. I don't remember him at that point being a necessarily flashy guy, so it's a good point."

John's dad has not prioritized a head coach's marketability, either.

"I think that's short-lived to go out and hire somebody flashy," Dean says. "In either 2001 or '02, I really wanted to hire Jimmy Johnson. We're pretty good friends and I tried, but he was retired and he didn't want to come back. That was the only time I really wanted to go after somebody. I believed in him and he was sort of a mentor to me so even that was more than, 'Oh there's a name out there, let me go chase him.' I knew him. But he wanted to fish down in Miami."

What hangs in the air when talking with anyone from the Chargers is the city of San Diego. Spanos, his family and employees are quick to emphasize how much the city still matters to them. The Chargers have maintained all of their existing community programs in San Diego, and they realize that many fans there are still loyal. But they also realize that many are still hurt. As one staffer put it, emotions remain "too raw" to consider marketing the team to those citizens. Quick as Chargers employees are to laud San Diego, the conversation always quickly shifts back slightly north.

The obstacles may seem insurmountable for this Los Angeles team, but it's nothing the team isn't ready to face head-first. This team's home is now Los Angeles.

"To go where we want to go it might take ten years," Spanos says. "We are the new kids on the block so, you know, we are fighting our way in one fan at a time. But whatever it is, we'll get there."

## NFL's Great Expectations 2018: 10 Teams, Coaches and Players (Plus a Broadcaster) to Watch

*By Albert Breer  
Sports Illustrated  
May 31, 2018*

Anthony Lynn will tell you he doesn't know much about the 2018 Chargers yet. And so long as you understand that, he'll concede that he did like what he saw when he looked out his office window during the first week of the team's offseason program in mid-April.

Last year the players had to acclimate to an '80s-style series of 200-, 300- and 400-yard gassers that strength coaches John Lott and Jonathan Brooks put them through, at Lynn's direction. It was unconventional for this era, as well as raw and taxing. This year? Those same players just did them.

"The neat thing is it was so much smoother, watching the first week of offseason training, Phase 1," Lynn said from that office on Wednesday. "When guys came back, they knew

exactly what to expect, and exactly what to do. Last year there was a lot of explaining why. You're dealing with millennials now—they want to know why, they ask questions, they have Google; this year there was none of that. These guys, they fell in line. They knew what to expect."

Accordingly, a lot is being expected of these Chargers in 2018. The longstanding franchise quarterback is still in place, with a raft of young talent around him—and that's even after accounting for tight end Hunter Henry's torn ACL. L.A.'s second team won six of its last seven to finish the 2017 season. Two of its divisional rivals are going through transition at quarterback, and the other has a new head coach. And, as Lynn indicated, continuity is a benefit.

It's pretty different from last year, to be sure, when Lynn was new and the team was moving and the season started 0-4. So yes, the Chargers are one of those teams in '18—the kind that was pretty impressive the year before, and won't sneak up on anyone.

And they're dealing with high expectations for the first time in a while. Lots of people think the Chargers are going to be pretty good, even if Lynn doesn't quite get why. And he knows all his players must be hearing it.

"That's scary," he said, laughing. "I don't know why everybody wants to crown us all of the sudden. I had someone in here say we have the second most talented roster in the league. I mean, really? Why would you think that? I know he was being nice, but that's not even realistic, to say we have the second most talented roster when you look around the league. ... We like our team, we really do. But right now, who in the hell doesn't like their team? Everyone likes their team right now."

In this week's Game Plan, we'll explain how the players are building a war chest for a potential 2021 work stoppage, tell you why Dak Prescott is better off without Dez Bryant, detail the difficulty in doing a Le'Veon Bell deal, show you the good thing Von Miller is doing, point you to a patron saint of the scouting community and much more.

But after all the controversy of the last week, I figured we'd have some fun here and start with some football, and the Chargers, and other teams or individuals like them—living in a new world of expectations in 2018. The crosstown Rams are in that same boat, and as you might remember we talked to Sean McVay about it a couple months back. And there are others, too, dealing with a new reality.

For Lynn, handling expectations is a balancing act. On one hand, he loves what the team did at the end of the year, coming together around the program they'd worked all year to build and against the natural adversity facing a relocating team. Obviously he'd be ecstatic if that unity carried over through 2018. On the other hand, he wants his players to start from zero—which is what those gassers represented.

"I don't know if you recreate what you had last year—I think once you get that buy-in, and you can keep a nucleus of guys together, that becomes their standard, their expectation," Lynn said. "And anybody new we bring on to this team, they get them caught up quickly—this is how we do things, this is what we're about. And you just keep reemphasizing it."

So in certain ways the Chargers are building just like they did last year, when Lynn was new and all the players were learning. In other ways Lynn will tell you they're ahead of where they were. "I've been really impressed with the detail and the focus, guys doing their job. The attendance has been outstanding, so you can see that. You can't see the results right now, but you can see the intent."

And then there are the expectations from the outside. No matter how incredulous the coach might be about offseason perceptions of the Chargers, they exist and they're not unjustified. The offense brings back an improved line, No. 1 receiver Keenan Allen and 1,000-yard rusher Melvin Gordon; and the defense has a chance to be really good behind edge rushers Joey Bosa and Melvin Ingram, with corner Jason Verrett coming back from injury to join true No. 1 Casey Hayward in the secondary, and rookie safety Derwin James added to the mix.

The Chargers finished last year with a flourish that was indicative of their potential. So while Lynn will tout the Chiefs' addition of Sammy Watkins ("an Olympic sprinter to go with the Olympic sprinter they already have"), the Broncos' addition of Bradley Chubb ("they already have one of the best defensive players in the league") and the Raiders' hiring of Jon Gruden ("he's gonna do a hell of a job"), he also isn't blind to what the rest of us are looking at.

But he also knows that feeding into those perceptions does no good. He recalled when he was coaching in Dallas, and the Cowboys ripped off a few wins in a row, and his old boss, Bill Parcells, responded by putting mousetraps in all the players' lockers. The idea here's the same.

"That's kind of the same message we've been giving our team: Don't take the cheese," Lynn said. "Thing is, we shouldn't even be having this conversation. These expectations, I understand we finished the season pretty strong, but we were still 9-7. We're not content or happy about being 9-7. We don't want to be that team. We want to be a lot better than that team."

And so, as Lynn continues, "The biggest expectations they're gonna hear are the ones they get right here in this building, from their coaches, from myself, from people in this organization. It's nice to get a pat on the back from your friends, your relatives, all that. But their expectations won't be any higher than ours in this building."

## Cum Laude

*By Anthony Lynn  
Sports Illustrated*

I only have three rules as a head coach, No. 1: Protect the team. No. 2: No excuses. No. 3: Be on time.

Well, for more than 20 years, I made excuses for why I couldn't go back and finish my college degree. You're not going to make the roster if you go back. You've got a kid. You're going to be a head coach. There was always something. Finally, I got fed up and just said, "I'm going to do it."

I have always wanted to finish. I was the first in my family to go to college. My mom was proud. She was expecting me to get a degree. I watched both of my children get their college degrees, and it was a little uncomfortable

knowing that I hadn't finished. I felt as if I needed to be a better example.

When I got to Denver as an undrafted running back out of Texas Tech in 1993, I was six hours short of finishing my degree in exercise and sports sciences. I went to one of my Broncos coaches. He looked me in the eye and said, "Young man, if you are not here for offseason workouts, you are not going to make this team." He was coming from a good place. First-round draft picks have the leverage to go back to school and miss time, but an undrafted free agent trying out? I'd get cut. So I stayed and made the team.

After several years in the league, I figured I had enough clout to go back to school, and it was one of my peers who inspired me to finally do it. When I was an assistant coach with the Jets, our director of player development, former NFL offensive lineman Dave Szott, told me he'd completed his degree from Penn State 11 years later.

I remember sitting in his office in 2014, and his wife, Andrea, looked at me and said, "Coach, you've gotta get this done. There are no excuses."

I interviewed for seven head coaching jobs between 2015 and '17. I kept thinking, I can't go back to school this year because I'm going to be a head coach. Didn't happen. Can't go this year because I am going to be a head coach. Didn't happen. Well, I couldn't keep waiting so I just went all in during the offseason the Chargers brought me on. I was able to get really aggressive with my academics thanks to the flexibility of the program at the University of Nevada at Las Vegas.

I had wanted to finish at Texas Tech, but since I was on the West Coast, the convenient option was UNLV. I'd work all day for the Chargers, then around 8 p.m., I'd grab a sub—turkey and ham, with mayo—and go home and start studying. My wife, Stacey, was in New York City, working as a news anchor, and my kids are grown up, so I made use of the time alone. The professors and staff at UNLV bent over backward to help me. I told them, when the season starts, I need to put a lot of this on hold. They said, Do your job, and we'll work with you on deadlines.

When people say, "I really admire you for going back and getting your degree" a part of me is like, What's so admirable about a 49-year-old getting a degree? I should have been a 22-year-old getting this degree. I told my players, on the first day of our offseason program, if you need to get your school done, get it done in the offseason. I don't want you guys to be like me, 49 and going back to school.

UNLV's graduation was on May 12, the same weekend as our rookie minicamp. I wanted to move camp up a week so I wouldn't miss anything, but owner Dean Spanos and general manager Tom Telesco suggested we leave it as it was. More important than being at minicamp, they said, is explaining to the players why you are missing those days. So that's what I told our rookies: At age 49, I was going to walk across the stage at the Thomas & Mack Center in a cap and gown, and my mom would be there to see it.

## Former Ohio State quarterback Cardale Jones now deputy sheriff in Ottawa County

By Jon Stinchcomb  
Port Clinton News Harold  
March 25, 2018 at 1:20 pm

ELLISTON - Add deputy sheriff to the many feathers in the cap of former Ohio State quarterback Cardale Jones.

Jones is perhaps most well-known for his elite three-game stretch as a third-string quarterback thrust into the starting role at a crucial stage of the 2014 season, going on to lead the Buckeyes to the National Championship.

Far less known is that Jones also happens to be an honorary deputy of the Ottawa County Sheriff's Office.

"(Cardale) has already made an impact in Ottawa County," Sheriff Steve Levorchick said. "We've become very good friends. I love him like a brother." Levorchick swore in Jones as a deputy sheriff of Ottawa County last summer.

"Cardale will be helping us to make sure we have the bond with our young people," Levorchick said. "They don't want to hear from a 55-year-old sheriff, but they'll listen to Cardale."

Jones, who spoke Friday night at a banquet at Trinity United Church of Christ in Elliston, is going to be fitted for an official Ottawa County Sheriff's Office uniform.

"When he shows up in a sheriff's office uniform instead of a football uniform, they're going to realize cops aren't necessarily all bad," Levorchick said. "What a great ambassador to have for the Ottawa County Sheriff's Office."

While Jones will not be chasing down or plowing over bad guys like he did would-be tacklers in the college football playoffs, his duties as deputy entail functions like this year's Trinity United Church of Christ Men's Father-Son Banquet in Elliston, where Jones spoke as an honored special guest on Friday.

Jones, who committed to the Buckeyes as a senior at Cleveland Glenville High School in 2011, entered Ohio State as a freshman in 2012 at the same time Urban Meyer was beginning his first season as head coach in Columbus.

"It was a whole new group of coaches who didn't know how I was," Jones said. "I took a backseat role at Ohio State, going into a different situation."

Following a redshirt season, Jones was set to compete with J. T. Barrett for the backup role to then incoming starter Braxton Miller. Jones said Barrett was excelling both on and off the field and it was looking like his own chances at playing were dwindling at the time.

"I had to look in the mirror and say, 'This might not be the best thing for me,'" he said.

Jones discussed it with his family and said it was his mother, whom he cites as his biggest inspiration, who reminded him of how when he

was a young boy going to Ohio State meant more to him than life itself.

Jones was 10 years old when he watched the Buckeyes win the 2002 National Championship, upsetting the then perennial power Miami Hurricanes. As his mother tells it, he decided then and there he would play for Ohio State.

Now that he was there and having doubts about his playing time, Jones' mother encouraged him to stick it out and told him all the things he did not want to hear, he said, but probably needed to hear.

Heading into the 2014 season, Miller was out for the year due to a shoulder injury in practice. Barrett moved into the starting role at QB and led the Buckeyes to an 11-1 record before falling to an injury himself in the final game of the regular season against Michigan.

As a third-string at the start of the year, Jones was now center stage heading into what was considered Ohio State's biggest, toughest game yet — the Big Ten Championship against Wisconsin.

"I finally got my opportunity and I wanted to take advantage of it," he said.

Jones is often asked how he had so much confidence taking on Wisconsin's top-ranked defense and leading his team to drop 59 points on them.

"I say, 'What are they going to do, bench me?' I was the last quarterback on the roster," he said with a laugh.

Ohio State's postseason success snowballed from there. Jones said that game not only built his own confidence, but the whole team's as well.

As the No. 4 seed in the first-ever College Football Playoff, Ohio State pulled off a thrilling upset victory over No. 1 Alabama and went on to crush No. 2 Oregon to earn the National Championship.

It was the Buckeyes' first national title since 2002 — the one that sealed Jones' commitment.

"If I had to use one word to describe my career at Ohio State, I would definitely say rollercoaster," Jones said.

## Chargers' Joe Barksdale uses guitar as therapy in battle with depression

By Eric Williams  
ESPN.com  
November 7, 2018 at 8:48 am

COSTA MESA, Calif. -- Joe Barksdale considered taking his life midway through last season.

But when his mind meanders to a dark place, playing the guitar pulls him back into the light.

Barksdale, 30, said playing guitar serves as a form of therapy to help him deal with bouts of depression that have haunted him since childhood. Now in his eighth NFL season, Barksdale takes medication and is in therapy for depression.

"It helps from a mental health standpoint," said Barksdale, the Los Angeles Chargers right tackle. "I'm an introverted person, and it keeps me social because I'm always playing with new people."

"I would say playing guitar is like practicing for a game that you know you're going to win."

The Detroit native said he was physically, emotionally and sexually abused as a child. Since acknowledging his condition, Barksdale said he has received a flood of emails and letters from fans also dealing with depression and asking for help.

"I don't have the easiest time explaining myself to people, communicating how I feel and that kind of thing," Barksdale said. "And I feel like the guitar helps me communicate with people, first and foremost. But it also helps me process emotions -- getting out things that maybe there aren't words for that you feel."

Dr. Daniel Levitin, a cognitive neuroscientist, said what Barksdale is going through -- and how he's helping to cope with it -- makes sense. For the past three decades, Levitin has studied connections between music and the brain.

Levitin and Barksdale participated in a study commissioned by Fender on the state of today's guitar players that partly focused on the health and wellness benefits of playing the guitar.

Levitin said playing a musical instrument is a great thing for football players to pick up because it gives them a sense of mastery of a different activity -- stepping into the shoes of Buddy Guy, Muddy Waters or Prince -- and helping to get them out of the doldrums of daily life while doing something that's physically demanding.

"Music is one of the reliable ways that anybody can get into this daydreaming mode, either by listening or playing," Levitin said. "It's a therapeutic mode for the brain that effectively pushes a reset button, and it resets tension and stress -- a kind of cycle of negative thoughts."

Levitin said he interacts regularly with former NFL player Bart Oates, a three-time Super Bowl winner with the New York Giants and the San Francisco 49ers, on the connections between music and the brain. With the recent revelations of the long-term effects of brain injuries stemming from playing football, more former NFL players are reaching out to Levitin to understand how music therapy can help them deal with those issues.

"The idea is music effects a number of chemical systems in the body, including the immune system," Levitin said. "The potential for it is still being uncovered, but certainly there's a lot of evidence that music can help combat depression, and it can help combat feelings of sadness."

Levitin said the best way out of depression is distraction as an alternative to rumination, offering a limitless opportunity for players to explore another side of themselves.

"The distraction has to be meaningful and engaging enough that you don't fall back into the rumination," Levitin said. "And music is one of those things -- like football or computer programming or a number of other things humans partake in, chess playing -- there are a

lot of layers and levels to it. You can start out as an amateur and enjoy playing, but you can go deeper and deeper and spend your whole life doing it."

Barksdale said he took up the guitar at the end of the 2012 NFL season at the suggestion of Jeff Fisher, his former head coach with the St. Louis Rams. Fisher suggested Barksdale find something to do to help him deal with the loss of a close friend during the offseason.

Barksdale took to the guitar quickly, and now plays at least an hour a day. His favorite guitar players include Jimi Hendrix and Duane Allman.

Barksdale released his first album, "Butterflies, Rainbows & Moonbeams" in January of this year, and he has another mini-album due to release early next year. While both recordings are solo projects, Barksdale does sit in with bands on occasion.

"It just kept coming and coming," Barksdale said about learning the guitar. "Looking back on it, I kind of learned football the same way. Some things just click with you, and I think that's what it is. It's one of the reasons, for sure."

Barksdale fostered a relationship with Fender guitar after touring its facility following his first season with the Chargers, and he has been with the guitar company for four years.

Other athletes who represent Fender include former NBA player Chris Bosh and skateboarders Ray Barbee, Tony Alva and Don Nguyen.

"He's always struck me as someone who is committed to improving his technique and skills," said Andy Mooney, CEO of Fender, who added that it's rare for someone to pick up the guitar so quickly. "When he's on stage, he's not playing it behind his head, jumping up and down and being a showman."

"He's very much kind of concentrating on getting it right on stage, and kind of really applying what he's learned to contribute to the band that he's in."

## **Chargers' Joe Barksdale breaks silence on his daily battles that have nothing to do with football**

*By Dan Woike  
LA Times  
February 2, 2018 at 1:05 pm*

The thoughts Joe Barksdale had wrestled with for as long as he could remember started to get louder.

"Just kill yourself. Just do it. What's the point of living if you're going to be this miserable the rest of your life? Just kill yourself."

It was early November 2017 and Barksdale, the Chargers' starting right tackle, sat in the team's training room. He'd just found out he wouldn't be playing in an upcoming game against Jacksonville after injuring his foot during a fight with a teammate.

He'd missed the previous two games with a toe injury that had been bothering him for more than a month. Now, he was going to be out again.

He cried.

His severe depression — something Barksdale calls the "monkey" always on his back — had gotten the best of him. Truth didn't matter anymore. Only sadness did.

He got home and sharpened a knife, his mind racing. His wife, Brionna, convinced him to put it down. They talked, he calmed, and the crisis was averted.

Barksdale, who is on medication and in therapy, is sharing his story in the hopes of becoming an advocate for people suffering from chronic depression.

"If I could save another person, maybe that's why the attempts [to harm himself] didn't work," he said.

During a wide-ranging interview with The Times, Barksdale, 29, said he was physically, emotionally and sexually abused as a child.

He hesitated to talk about the abuse at first before deciding to share his experience. "I was molested when I was younger," he said. "It happened."

It was the beginning of childhood filled with insecurities and anxieties.

He felt like a burden because of his size. He was expensive to clothe and feed. He was more interested in engineering than he was in sports. Older kids in inner-city Detroit picked on him.

"Everything that's happened to me going forward has just piled onto it," he said. "It's not going away. They're like tattoos."

As he continued to fight a sadness he knew would stay with him, Barksdale found one way to feel better.

Less than four years after learning how to play guitar — at former coach Jeff Fisher's suggestion — Barksdale just released his debut album, "Butterflies, Rainbows & Moonbeams."

"If he was stressed out, where some people might go and smoke a cigarette or something, he'd go and pick up his guitar," Brionna said.

"His guitar was his outlet, and once he started writing music it was even better because he could get those thoughts and feelings out in words and music."

Brionna wrote the lyrics to the most personal song on the album, "Journey to Nowhere," after a tough night for Barksdale due to his depression.

On the album's cover, Barksdale has a massive smile on his face — one he's not faking.

"Music is everything," Barksdale said. "I've always wanted to fly. I've always had this obsession with flight. Birds are the coolest, watching things move through the air and not be hindered by gravity as much as I am. When I play my guitar — not all the time but if I'm soloing or if I just let go and play — I feel like I'm flying. It's the coolest thing ever."

He loves Jimi Hendrix. Earlier this season, he played a game with customized cleats inspired by Hendrix's guitar from the famed Monterey Pop Festival.

And while playing in St. Louis for the Rams, Barksdale began to fall in love with the blues because of the way musicians were able to convey feelings without uttering a word.

"It's telling people how you feel without you having to talk to them," he said.

Getting players to talk is one of the biggest challenges faced by NFL mental health advocates.

"The challenge is when they're hurting emotionally, and you've been taught your whole life to stuff it, it becomes difficult to say anything," said Dwight Hollier, the NFL's vice president of wellness and clinical services.

Hollier, a former player, said the league has a number of programs to help players and their families deal with mental health issues. One of those programs, NFL Life Line, is a 24-hour crisis hotline available to current and former players and their families. Hollier said the number receives between 20 and 30 calls per month.

Barksdale has called that number before and it didn't work for him. But with mental health treatments, there are no fool-proof methods.

"No one had any answers for me," Barksdale said. "...They wanted to help. But they couldn't. At the end of the day, I still felt ... fear, shame, guilt, denial and anxiety."

Barksdale had to fight all those feelings in sharing his depression with teammates. He's spoken to a small handful of players including Chargers quarterback Philip Rivers.

"They were really supportive. I think it answered a lot of questions to them," Barksdale said. "There are the symptoms and all that, but without proper understanding of what's going on, you just look like you have bad days where you just show up and you're miserable for whatever reason or you're angry for whatever reason. It connected a lot of the dots for them. They were super supportive."

"This goes to show you the stigma in the league. All three of them told me, 'Hey, don't worry. This is between us. I won't tell anybody.' My thing was, I'm telling you so that you can tell other people."

Rivers said he was caught off guard by the disclosure. The Barksdale he knew owned a big, contagious laugh. He seemed happy.

"I would've never imagined that he was dealing with that," Rivers said.

Barksdale, out of necessity, had become an expert at hiding his depression.

"I've been doing it for 29 years. I know what the alternative is," Barksdale said. "If I let myself get sad, like really sad, it can go really bad places — like I could not be here tomorrow."

If it sounds serious, it's because it is. If it sounds heavy, it's because it is. If it sounds uncomfortably honest, that's the point too.

Barksdale is done staying quiet. And he hopes others will join him.

"Some days, you can talk yourself out of it."

Some days, you can't. Some days, it just feels impossible," he said. "This is who I am. I am as depressed as I am black."

## Dear Mom

*By Casey Hayward  
The Players Tribune  
October 31, 2018*

Hi, Mom.

It's me, Casey.

I'm writing you because ... well, I'm writing for a lot of reasons. Because I love you. I miss you. I just want to talk to you.

But also, I need something.

Actually, I need to know something....

I need to know how to cook cabbage. You know, the kind you made with the baked chicken and macaroni and cheese when I was a kid. Last time I made it I had the chicken down — all the little spices and everything — and the mac and cheese was ... well, it was decent.

But I couldn't get the cabbage right.

At least not like you used to.

I've been thinking a lot lately about getting back in the kitchen, the way I did when I was out on my own for the first time up in Green Bay and you had me cooking all your old recipes. I know you remember how I would call you up asking what spices to use for this, or how long to cook that, or what temperature to set the oven at so I didn't burn the house down.

I loved talking to you about cooking.

And that's why I have to say ... I'm sorry, Mom. Because since you've been gone, I haven't cooked at all. I mean, I'll microwave something for myself every now and then, or fry up some eggs for breakfast. But actually cook, like you used to? I haven't been able to. I imagine myself standing over the stove, grabbing different ingredients, trying to make it like yours, then having a question and reaching for my phone....

And having nobody to call.

I don't know ... I guess I've been avoiding it because I know it would be another reminder that you're not here, and of how much I miss you. I already have so many of those moments.

The toughest is probably right before games. You used to always call me and give me a little pep talk and say a prayer for me and my teammates.

And I gotta say ... that first game after you passed away in 2016, I didn't know how I was going to feel before the game without hearing your voice. So I decided that since you couldn't be there to talk to me, I'd talk to you. And every game since, I've recited the same prayer to you before each game:

Spread your wings and protect me

From my head to my toes

Get on my back

And let's fly

I still remember when you first told me you had breast cancer. It was my fourth year in Green Bay. You had been sick for a while but you hadn't told me or Jecavesia about it. I know you just didn't want us boys to worry about you. You never wanted anybody to worry about you. You were always the one worrying about everybody else — volunteering for events, letting somebody stay at our house if they needed to, letting people borrow five or 10 dollars whenever they needed it, even though we didn't have much money to go around.

You know, growing up in Perry, Georgia, Cavey and I didn't even know that you and Dad were struggling financially. Because you guys made sure we didn't know. You made sure we had everything we ever needed.

I remember you waking up at four o'clock in the morning to deliver newspapers. You and Dad would go out and restock the newsstands and be home in time to send us off to school. I never realized that you were doing that to earn extra money to support our family. I just thought you liked getting up early.

And between you working at the salon as a hairdresser and Dad being a manager at McDonald's, I thought we were straight. I mean, all my friends knew who Dad was because they all ate at McDonald's and they'd see him up there. Everybody knew him. He was like a little celebrity, in my eyes. And he would always bring food home for us, too. I don't know how many Happy Meals I ate in my life. Then I graduated to Quarter Pounders and Big Macs, and I would just go to town.

But it was the nights when we didn't have McDonald's that I remember most. The nights when you would cook, and we would sit around the table as a family and enjoy a meal together — you and Dad not worrying about the fact that we were struggling, and me and Cavey not even knowing ... just being kids and loving the life you guys had given us.

I don't know if I ever thanked you for that.

We had a lot of love in our house, but you were tough, too. Even today, when I make a mistake in practice or something, I can still hear you yelling at me like you did when I was a kid. Like when I was seven years old and you were in the stands at one of my basketball games and I turned the ball over. You stood up and yelled something at me, and I looked up at you and was like, "Leave me alone!"

And mom ... the look you gave me ... I don't even know how to describe it.

I just remember seeing your face and thinking, Oh, Lord, I'mma get my butt WHOOPED when I get home.

And I did.

I think that was one of maybe two times when I talked back to you like that. Like, really talked back.

The other was when I was 12 and I got so mad at you that I told you I was gonna move out.

I know you're laughing just thinking about that one.

I don't even remember what we were butting heads about — probably me cleaning up my room or doing the dishes or something. And I threw the biggest fit. I got so mad at you that I was like, "Man, I'm leaving."

You said, "Excuse me ... you're what?"

"I'm leaving! I'mma move out!"

You didn't even flinch. You were just like, "O.K. G'on, then. Leave."

You told me to pack my bag and go — but I was only allowed to take one pair of jeans, one shirt and a peanut butter and jelly sandwich. That's it.

So there I was, little 12-year-old Casey, packing my bag and walking out the front door, like I had someplace to go. Like I was gonna show you!

I was walking down the road with my backpack on, kicking dirt, still arguing with you in my head, and I didn't get but 20 minutes down the road before I realized that I didn't have no money. We lived real far from the city, too. I was never gonna make it. And even if I did, what was I gonna do when I got there?

So I turned my butt around and walked home.

And you were standing right there in the doorway.

"I knew you'd be back."

That's all you said.

Then I went inside and did whatever chore you were trying to get me to do.

Yeah, you were tough, Mom.

It was all tough love, though.

That's why it hurt me so much when I saw you wearing beanies all the time because you had lost your hair from the chemo. I'll never forget going to the barbershop one day up in Green Bay, sitting in the chair, thinking about you — because I always do — then looking at myself in the mirror and telling the barber, "Man, just cut it off."

"The whole thing?"

"Yeah, man. Straight to the scalp. Bald."

Now, Mom, you know I got a big ol' head. So afterwards, I was sitting in my car looking at myself in the mirror, and I didn't even recognize myself. I looked so weird.

Then I took some photos of my giant bald head and sent them to you. Remember? I was like, "Look, Mom! I got the bald head, too!"

The very next day, you posted a photo of yourself. No hat. No beanie. Just bald as hell, and beautiful. Owning every bit of it.

I was so proud.

You fought, Mom. You fought hard. Even in the two or three weeks before you passed, you were adamant that you were gonna beat it.

But the doctors were telling us there was nothing else they could do.



It was the summer before the 2016 season. I had recently signed my contract with the Chargers, and we were all excited about my new opportunity. I had been staying at my house in Atlanta, driving an hour and 15 minutes every day to the hospital down in Macon to be with you. And for those two or three weeks before you passed, every time my phone rang, my heart sank into my stomach because I was thinking that maybe this was the one — maybe this was gonna be the call where somebody tells me that my mom is gone forever.

On July 17, 2016, that call came. It was a Sunday morning. Dad called me up and told me that you had passed.

You had done all the fighting you could do.

I drove down to the hospital, and the whole family was there. I went into your room and sat down next to you. I don't think I even said anything. I just know that I held your hand and prayed that you would watch over me and the family. That you would spread your wings and protect us.

Then I made you a promise.

I promised that I was going to dedicate the rest of my NFL career to you. That every time I stepped on the football field, I would be a reflection of you.

And you know what?

I've made the Pro Bowl each year since.

It's been two years since you passed, Mom. And I'm telling you: In that time, I've been playing the best football of my life.

Because I've been playing for you.

And even though I'd trade it all in a heartbeat to have you back, I know that you're the reason behind all my success. Because you're there, spreading your wings over me, protecting me, soaring with me every Sunday.

It's been a tough couple of years. But after everything that happened with you, if there's one thing I'm thankful for, it's that we had time with you before you passed. That the whole family had the chance to let you know how much you mean to all of us and that we love you. I'm thankful that we had that time together, because I don't know what I would have done if things had happened differently and you were taken from us suddenly, without the chance for us to say goodbye.

That's what happened with Cavey, mom.

I was at a rookie dinner with a bunch of guys from the team and my cousin called me, panicking, asking if I had talked to Cavey. I tried to calm him down, but he just kept telling me to call Cavey.

A car had been involved in an accident on I-75 just outside of Macon. There were three people inside. Cavey was one of them. One person had been killed, but we didn't know who.

I left the dinner without telling anyone, and I cried the entire drive home. My phone was blowing up. When I got home, I talked to Dad.

He told me it was Cavey.

He was going to the hospital to identify the body.

I flew back to Perry the next day to help dad get things in order and to be with the family. I stayed for the funeral.

That was hard, Mom. It's still hard. I can't even begin to describe it. But the toughest part was how he was just taken from us. We didn't have that time with him like we did with you. It had been a little over a year since we had lost you, and now my brother — my man — was gone, just like that.

And same as with you, I think about him all the time.

Especially when I look at his little girl, September.

That's right, mom ... you have a granddaughter.

Cavey named her September because that's the month you were born. It was his little way to pay tribute to you because he knew how much you wanted grandkids. You were always on me about it, like, "When I'mma get some grandkids, Casey?" But I wasn't ready for all that. I'm still not.

And you remember how Cavey never even wanted to have kids. He was adamant.

But I wish you could have seen how excited he was when he found out September was coming. I'm telling you, Mom, a switch just flipped in him, and it was really beautiful to see. He was so excited to be a father. He couldn't wait to meet his little girl.

I just wish he would have gotten that chance.

See, when the accident happened, Cavey's girlfriend was still pregnant with September.

He never even got to meet his own daughter.

I know he's there with you, so just let him know that I'm helping take care of September. Let him know that she looks just like her daddy. I mean just like him.

Let him know that she's beautiful.

And let him know that I miss him. I miss him texting me before every game. We had this thing we used to always say to each other: "If you ain't gettin' money, why you livin'?" It was just our little saying that meant if you're not out here to make plays — if you're not living this life to do big things and ball out — then why you livin' at all?

Getting that text from him and talking to you were the biggest parts of my pregame ritual.

Now, I call Dad before every game. We talk about how you and Cavey are shining down upon us, and then I say my prayer.

I think that's all I got for now. I'll talk to you again soon. But until then, I guess ... just let me know about the cabbage. I don't know if I'm ready to get back in the kitchen just yet, but when I do, it'd be nice to know that you're there with me. Just show me a sign. Smack me upside my head or something if you catch me using the wrong spices or cutting the cabbage wrong. I won't get mad. I just want to know you're there.

But I know you will be. You're always with me. Every time I take the field. Every time I hear your granddaughter laugh. Every time I pray. You're always here.

I am a reflection of you.

I love you, Mom. Thank you for everything. Keep watching over me and the rest of us. We still need you as much as we ever did. Maybe even more.

Spread your wings.

Protect me from my head to my toes.

Get on my back.

And let's fly.

— Casey

## Desmond King has awarded the Chargers with big plays as a defensive back and returner

By Jeff Miller  
LA Times

October 31, 2018 at 5:50 pm

The winner receives a trophy, which makes sense seeing how the award is one of the highest honors in college football.

A watch is presented as well, Desmond King passing the Rolex to his mother, Yvette Powell, as a thank you.

But how many people are aware that the annual recipient of the Jim Thorpe Award also is given a cowboy hat and a pair of boots?

All the defensive players for the Chargers know that now ... thanks to defensive coordinator Gus Bradley.

"I never thought that was going to catch up with me," King said Wednesday. "I was like, 'Oh, wow.' That's what the internet will do to you."

Bradley shattered the monotony of a recent team meeting by flashing a photo of King modeling the hat and boots while he was still at Iowa.

Among the Xs and O's, this was pure LOL. King, who won the award in 2015, swears that was the only time he tried on the items.

"The room busted up," safety Rayshawn Jenkins said. "Everybody was trying to get a picture of it real quick before they took it down."

This is the sort of fun a football team can have en route to 5-2, an encouraging start aided significantly by King, whose ability to make big plays has continued into his second NFL season.

The 5-foot-10, 200-pound defensive back is slightly undersized, except where it matters most.

King is coming off a game in which he had a season-high seven tackles. This followed a game in which he had two interceptions. This followed a few games in which he established himself as a kick-returning threat, too.

He generally plays nickel for the Chargers, but King's value suggests he is nothing but dollar signs.

"He's just a very instinctual player," Jenkins said. "And he can contribute all over the field. He's a total package out there."

Sunday, King and his teammates play at Seattle, the team the Chargers faced during King's introduction to the NFL — the 2017 preseason opener.

A fifth-round pick out of Iowa, King admits that back then he "still didn't know much." He ran out of the locker room hoping to somehow leave a positive impression.

As he does before every game, King prayed for safety, guidance and the strength to make at least one play.

He then had the Chargers' only interception and chased down Seahawks fullback Tre Madden from several yards back to punch loose the football and prevent a touchdown.

Standing on the Chargers sideline, coach Anthony Lynn was thoroughly impressed. And not the slightest bit surprised.

"He can do things sometimes that you just can't coach," Lynn said. "He doesn't have the height, the weight, the speed and all that. But if you look at Desmond, the thing I liked about him, tracking him all the way back to high school, he's always been a very productive player. That's not going to change when you get to the NFL. It's just a pattern of success."

Despite his success — and his Thorpe Award, won after his junior year — King was not the high draft selection many experts had forecast.

He returned to Iowa for his senior season, his production sliding somewhat but not as dramatically as his NFL stock did.

The situation was awkward, the Hawkeyes athletic department — as a courtesy — providing King and his family the use of the presidential suite in the Kinnick Stadium press box to watch the draft.

He also was celebrated that weekend with the honor of throwing out the first pitch before an Iowa baseball game.

Then King wasn't taken until the Chargers used the 151st overall pick to get him on the second day of the draft. The call was so tardy that King thought his phone might be broken since it was not ringing.

"I definitely thought he was going to be off the board in the first 45 or so picks," said Jenkins, who was drafted by the Chargers a round earlier. "I thought he was that good. I was shocked."

From that humble start, King has rebounded impressively, one highlight moment at a time. It was Iowa coach Kirk Ferentz who predicted before the draft that, no matter what King lacked physically, he would "find a good fit."

That is exactly what's happened with the Chargers, this fit so comfortable that a room full of teammates were left laughing at the image of the Detroit-raised King as a cowboy.

"Coach Gus was just playing around," King said. "He does that stuff all the time. He got me good with that one."

## The Bosa Family—Brothers Joey and Nick, Father John—Share a Passion for Pass-Rushing

*By Michael Rosenberg  
Sports Illustrated  
September 20, 2017*

If you're in the market for an NFL pass rusher, call the Bosa family in Fort Lauderdale. John Bosa was the Dolphins' first-round pick in 1987, and his former brother-in-law, Eric Kumerow, was Miami's first-round pick the next year. John's son Joey was the Chargers' first-round pick last year, and Joey's brother, Nick, will be a first-round pick some day. For now, he's a burgeoning star at Ohio State.

Joey missed the first four games of his rookie year with a hamstring injury, but he spent the next 12 inducing whiplash at D-end. He finished with 10½ sacks in 12 games and won the league's Defensive Rookie of the Year award. He's the NFL's Next Great Defensive Player, and we may be late with that declaration. Pro Football Focus determined that in the first three games of his career, he was the most productive pass rusher in the league, per snap, more so than even Khalil Mack or Von Miller. (By year's end PFF had him as its fifth-ranked defensive end, but he generated pressure at a higher rate than any rookie in a decade of tracking players.) Joey, 22, entered this season feeling healthier, faster, more flexible and better prepared than he was last year, and yet he knows: He might not even be the best Bosa of his generation.

Nick Bosa is arguably the most promising defender on one of the nation's most talented teams, and his older brother is already projecting him as a top five pick in the 2019 draft, following his junior year. "He could go this year," Joey says, "except he's not allowed." In the matter-of-fact tone that is a family trademark, he adds, "If Nick sucked, I would tell you he sucked. But he doesn't suck."

Joey's nickname is Big Bear, and Nick calls himself Smaller Bear. But at 6' 4" and 270 pounds, Smaller is basically the same size as Big (6' 5", 270). The brothers have similar athletic gifts, but Nick, 20, learned to apply them at a younger age because he was always copying his brother. Joey was not a starter at national powerhouse St. Thomas Aquinas High until he was a junior; Nick started as a freshman. Joey was a four-star recruit; Nick had five stars.

"Every time I think I'm better than him at something, he just flies right by me," says Joey. "Ping-Pong. Lots of video games. We are obsessed with what we love, and what we love is football and our craft."

Ohio State defensive line coach Larry Johnson, tellingly, is not hitting the brakes on the hype machine. Asked if Nick can be another Joey, as Joey suggests, he says, "That's a true statement. He's just young. But he's got the tools to be really special." NFL Network analyst Mike Mayock hasn't yet watched much film on Nick—he's a true sophomore, after all—but in the little he's seen, "I just started laughing, because he looked like the same guy [as Joey]."

In addition to their more notable achievements, the Bosa boys have pulled off a rare sibling feat: They compete alongside each other more than against each other. They're best friends and remain in daily contact. Nick "is one of very few people I can be my true self around," says Joey. "Maybe the only person. I feel like he's just another piece of me."

The Matthews clan—Hall of Fame offensive lineman Bruce and three generations of Clays. The quarterbacking Mannings and Carrs. The punting Colquitts. Ronde and Tiki Barber. J.J. and T.J. Watt ... Cheryl and John Bosa did not set out to join these football families. They had other ideas for their boys, like baseball, soccer, tennis, golf, skiing. "I tried to keep them away from football as long as I could," John says, but they begged to play, so Mom and Dad let Joey give it a shot when he was eight. Nick, who is 27 months younger, threw a temper tantrum, telling his parents, "If you don't let me play too, I'm going to die." (That may, in fact, have been true. Back then, the boys were spending a lot of their time in the backyard playing Kill the Man with the Ball. In football, at least, the goal is merely to maim.)

Nick slept with a football every night and wanted to play every day, and so his parents finally relented. At the boy's first practice he was plugged in on offense. He tugged on a coach's shirt and asked to switch to defense, like his dad. Nick was seven. He has stayed on that side of the ball ever since.

Even then he had an instinctive understanding of how to use leverage and technique to get past an offensive lineman. Cheryl says Nick was "a savant" from the beginning. "People were like, What's happening here?"

Nick says, "It was just simple for me."

Football began to take over the Bosas' lives only because that's what the boys wanted. Cheryl, a real estate agent, says she would have provided the same support "if it was piano lessons. It didn't matter. It's their passion." When Joey and Nick were in high school, John would wake them at five for breakfast and their morning workout, and they never complained.

"I swear, not one time," says John, who works in commercial real estate. "And football is the worst sport to practice. Baseball practice is a blast. Football practice is a grind. These guys have embraced it. You can't teach that. Parents who push, push, push ... I've seen it—the kids go the other way. If it's not in their heart, it's just not going to work out."

Even as Joey and Nick excelled, their parents stayed level, didn't get caught up in the hype. When Joey started high school, John imagined his son might one day earn a college scholarship. An offer from Alabama came the next year. And if Joey could do it, there was no doubt Nick would too. (Cheryl and John divorced when Joey was in junior high school, but the boys have remained their priority; John posed on Cheryl's patio for a photo accompanying this story, and they interviewed agents for Joey together.)

Joey and Nick fought plenty when they were younger. They didn't truly become friends until they played together for one season, in the fall of 2012, at St. Thomas Aquinas—Joey as a dominating defensive end, Nick as an undersized but highly effective D-tackle. John

would sit in the top row, “as far away from the other parents as I could get.” He didn’t want to hear anybody yelling at his kids.

The boys may have wanted to play football because their father had, John admits, but “ultimately, they’re just really good. When you have the genetic gifts they had ... they just loved it. It’s a lot of fun to knock the crap out of people.”

He pauses. “I miss it.”

John Bosa is an American oddity: He reached the highest level in his field, defying astronomical odds, only to be labeled a failure.

The Dolphins drafted him with the 16th pick out of Boston College, and he started just 21 games. If he is remembered at all, it’s as a bust.

He politely disputes that label. In his second NFL season a guard dived at his left knee—legal at the time—and John tore three L’s: ACL, MCL, PCL. “That really was the end of my career,” he says. “I didn’t know it, but I never came back from that.” Technically he did come back, but he wasn’t the same player; his first step was not as quick. In his fourth season his right knee went out, and that was the end of that.

“The transition from John Bosa the football player to just John Bosa was a very difficult one,” he says, but he avoided traps that snare so many former players in that position. He did not, for example, exaggerate his gifts into a giant what-might-have-been. He believes he would have had a nice, long career if he’d stayed healthy, but he also says, “I was an overachieving guy. No one outworked me. But I didn’t have the total package that [Nick and Joey] have. I didn’t have that type of athleticism. I was more of a grinder.”

That John did not try to recapture his greatness through the boys was just as well, because the game has changed since his playing days. In the 1980s defensive ends trained like weightlifters, more geared toward lifting a Porsche than running like one. And pass-rushing moves of that era were relatively simple: the bull rush, the club-and-rip, the spin. Quarterbacks took seven-step drops, which gave pass rushers more time to reach them.

Today’s quarterbacks pass more often and take shorter drops, and defensive ends line up wider. Johnson, Ohio State’s line coach, says “the hips and the hands are the most important things now. If you can flip your hips in a pass rush”—or point your hips toward the QB—“you have a great chance to be successful.” (If John Bosa ever heard the phrase flip your hips in his days, it would have been at a Miami nightclub.) Today’s rushers, Johnson says, shed blockers with “violent” hands—they initiate the fight instead of avoiding it.

That tutelage, John says, is why “Joey and Nick were better football players as freshmen at Ohio State than I ever was.” He knows he couldn’t have taught his boys to play this way even if he’d wanted. It would be like Orville Wright trying to teach somebody to fly a 747.

Joey, for one, has become a hips-and-hands evangelist, convinced that Johnson’s techniques are revolutionizing the position. And he may be the one who proves it. In his rookie season he drew comparisons with J.J. Watt—another tall, white pass rusher from the Big Ten with a talented younger brother—but Joey points out that they are “pretty significantly different players.” Watt, after all, weighs 290 pounds and

could be an All-Pro defensive tackle if he played there. Says Joey, “[Watt] is a freakin’ animal, moving guys out of the way. I like to think I combine finesse and power.” (Not that Joey’s lacking in moving-guys-out-of-the-way prowess. Says Mayock, “When he gets his hands on a player’s body, it looks like he’s got his hands on a steering wheel.”)

What Watt and Bosa have in common is relentlessness. As a rookie Bosa earned a reputation for playing hard on every snap, which was especially impressive considering that he’d battled tendinitis in one knee for three years and that his lower back hurt enough that he had to stand up in the middle of meals to stretch. But he came to trust one of the Chargers’ strength coaches, Todd Rice, so much that when the team cleaned out its staff in January, Bosa put Rice on his personal payroll. He plans to follow Rice’s biomechanics-based workouts, emphasizing “joint integrity and elasticity,” until he retires.

It’s easy to confuse Big Bear and Smaller Bear, especially with Nick’s wearing Joey’s old number 97 Buckeyes jersey. (John also wore 97 at B.C. and in Miami; Joey has switched to 99.) They each love their labor more than its fruits; as Cheryl says, “They like the results of it, but they don’t like the pomp and circumstances of it.” They train together in the offseason and play Rocket League on PlayStation 4 together and seem exactly alike. But, of course, no two people really are.

“Joey has a shorter fuse,” Cheryl says. “Nick is a very gentle being.”

Joey: “You’re not his friend.”

Cheryl: “He was really kind to animals, the elderly—”

Joey: “Are you saying I’m violent with animals and the elderly?”

The differences are, in reality, subtle. Joey has longer arms, but Nick seems to have a quicker burst. Joey has a pigeon-toed walk. Nick likes to needle liberals on Twitter. (He is a huge fan of President Trump, more interested in politics than Joey.) Joey’s a bit more intense and introverted. When you meet one of Joey’s pals, his parents joke, “Congratulations! You’ve met all of Joey’s friends.”

When he was at Ohio State, Joey moved out of an apartment that he shared with running back Ezekiel Elliott because he wanted to focus on football. When the Chargers moved from San Diego to Los Angeles this year, the main difference for Joey was that he needed new takeout menus. “I didn’t go out [partying] once in San Diego,” he says. He can’t even enjoy a couple of beers without feeling guilty. (“Sometimes we get yelled at by our parents for being antisocial,” says one of his best friends, Alex Caruso.)

Nick goes out more, but that’s largely because he’s still in college. And that speaks to the biggest difference between the two, especially as it relates to football: their birth order. Nick followed Joey, so he just copied his older brother. But Joey followed John, and he felt some responsibility. “My dad came from nothing,” Joey says. “He made a name for himself in the NFL. That’s motivation for me. I had the talent; it’s important for me to do something with it. I just want to do something to make [my parents] proud.”

Joey opened this season with 1½ sacks in two games, and yet he admits that he still hears “that little voice in the back of my head that says You’re never going to be good enough.” If Nick (two sacks in three games) suffers from self-doubt, he doesn’t show it. There’s no way to know what they would be like if Nick had been born first, and it doesn’t matter. The Chargers are fortunate to have one Bosa brother. Ohio State is fortunate to have the other. And every other team in football ought to consider itself lucky that there isn’t a third.

## How fatherhood made Chargers receiver Keenan Allen a better player

By Eric Williams  
ESPN.com  
October 9, 2018

COSTA MESA, Calif. -- Toward the end of a training camp in August, applause from a corner of the field near the players’ friends and family tent interrupted a lull at the end of practice.

Los Angeles Chargers receiver Keenan Allen and fiancé Ciandra Monique had just announced that they were expecting their third child, a boy. Allen did so by kicking a football filled with baby-blue dust that erupted into the air.

The couple already has two daughters, 3-year-old Kamari and 1-year-old Kaliyah. Allen, 26, joked that having the girls first has helped prepare him for his first boy, due in January.

“I’m definitely excited,” Allen said about the new addition. “I think it’s a little better to have the girls first, just having patience in dealing with the girls and how you discipline them.

“I wasn’t in a house with girls growing up. It was all boys, so I know how to raise a boy, and I’m ready to raise a boy.”

Entering his sixth NFL season, Allen points to fatherhood as something that has made him a more mature and accountable player and has led to more success on the field.

The Cal product had his best season as a pro in 2017, playing a full 16 games for the first time in his NFL career and finishing with 102 catches for 1,393 receiving yards and six touchdowns.

For his efforts, Allen earned his first trip to the Pro Bowl and won the Associated Press Comeback Player of the Year, returning to the field after suffering an ACL knee injury that cut short his 2016 campaign.

Since the start of the 2017 season, Allen ranks fifth in the league in receiving yards (1,765), sixth in receptions (134) and second in receptions of 10 or more yards (85). Through five games this season, he has 32 catches for 372 yards and a touchdown.

Allen said he leaned on older players such as Philip Rivers, a father of eight, and mentor Antonio Gates to help balance family and football.

“In different phases of their life, it’s affected me in different ways,” Rivers said when asked about the responsibility of raising a family. Rivers and wife Tiffany had their first child while still at NC State. “I think the ups and downs of the game allow for teachable moments, whereas they can

see me actually deal with some adversity firsthand, like an interception for a touchdown to lose the game -- all of these moments over 15 years.

"Obviously, it helps you keep things in perspective. Whether it's a good game or a bad game, I pull into the driveway, and there's scooters and bikes everywhere, and I go, 'You know what? Things are going to be all right.'"

Gates knew early on that Allen had the talent to develop into a special player, but he needed to see the young receiver's commitment to being great through hard work and preparation. That has occurred over the past two years.

"I just remember when I first had my child, it forced me to grow up," Gates said. "Not to say that he wouldn't have -- who knows? But it almost forces your hand because you start understanding, as a man, you start doing the things that you need to do."

"I just remember we would do things in conditioning. And I would always jokingly tell him, 'Hey, I want to pass the torch, but you've got to work harder.' [laughs] It's just been amazing to see a guy who we all thought had the ability [to] grow say, 'I can be one of the best players on this team and in the league.'"

Allen said he has slowed down on going to the club and the casino as he has gotten older, taking up hobbies such as golf when he spends time away from home.

Allen's used to being around family and was surrounded by aunts, uncles and cousins in his hometown of Greensboro, North Carolina, where he grew up with older brothers Zach Maynard and Durel Lang.

"Family was big and has always been big," Allen said. "Cousins and aunts, we always lived in the same neighborhood. The whole family was probably five to 10 miles away from each other growing up, so I've kind of always been family-oriented and had a big supporting cast growing up."

Allen also is a self-taught musician who considered pursuing a music career. With his interest in music, it has become part of his daughters' daily life.

"They're big music fans and big Disney fans," Allen said of his daughters. "So they're singing, jumping and dancing all day."

## Slayer

By Jim Trotter  
NFL.com  
September 25, 2018

GREENSBORO, N.C. -- He was not supposed to be on the football field in the first place. Keenan Allen was just 6 years old, and the minimum age requirement was 7. As if that weren't reason enough for concern, he was playing up two age divisions, against much bigger 9- and 10-year-olds.

Stepdad Scott Lang and his wife watched anxiously as the opening kickoff went up, and Allen, on the very first play of his very first game, disappeared beneath a wave of tacklers. When Allen emerged, tears filled his eyes. His equipment was too big, causing his chin strap to

slide over his throat and momentarily choke him.

Lang felt a sense of trepidation. He was the one who had fudged the paperwork so Allen could play on the same team as his older brothers, and now, as the emotional youngster walked slowly toward the sideline, Lang was concerned not only about his son's health, but also his own.

"I thought, 'I'm going to need a place to live if he's hurt.' " Lang said over the summer. "I looked at him and said, 'You gonna cry? You want me to take you out?' He's shaking his head, and the helmet is just wobbling. I told him, 'Son, I'm gonna give you some advice: Grown men play this game, not little boys. It don't matter what the age is, you've got to be a gladiator to step inside this box. If your mindset ain't that, you're not gonna be successful.' "

The words struck harder than any defender ever could. Allen took them and carried the message around as if it were a backpack, toting it to every game and every workout, using it as fuel to become a recreation-league legend, high school All-American and, now, Pro Bowl wide receiver for the Los Angeles Chargers.

To watch the 6-foot-2, 211-pound wideout on the field is to witness someone who plays the game with both a carefree attitude and a fierce competitiveness. The former can be seen anytime music fills the air before a game or during timeouts. He dances as if no one is around, moving his body with the rubber-band elasticity of singer Chris Brown, one of his personal favorites. And when the music stops and the action begins, mild-mannered Keenan gives way to alpha-dog Slayer.

"I [adopted] that name my rookie year," he says, slowly stroking his long black beard. "I had some fans commenting on my social-media page, and one dude was like, 'You're a slayer.' I just took it and ran with it. I'm like, Yeahhhhh, that's a good little name. It kind of goes with my game, 'cause I be killing dudes."

The resume reflects a highly productive player whose only opponent has been injuries. Allen earned All-Rookie and Rookie of the Year honors from various organizations in 2013 after breaking team rookie records with five 100-yard receiving games and 71 receptions. Two years later, he caught 67 passes through eight games -- third-most in league history at the midpoint of a season -- but missed the second half of the year because of a kidney injury. He returned healthy in 2016 and was having his way with former Chiefs Pro Bowl cornerback Marcus Peters in Week 1, drawing two penalties and catching six passes for 63 yards in the first half. But a torn ACL did to him again what no defender could: shut him down.

"I was just like, 'Whaaaaat? I just came off an injury. I can't play again?' " he recalled. "My total mindset after rehab was just to come back and play all 16 games. Just let my game take care of itself."

Last season, the man who loves to play Beethoven on the piano turned in a classical performance while playing the full year. He finished with a franchise-record 102 receptions, set a league record with at least 10 catches, 100 yards receiving and a touchdown catch in three consecutive games and earned his first trip to the Pro Bowl. He was in such a rhythm

with quarterback Philip Rivers that he never realized he was making history. Everything was coming so easily, it felt like he and Rivers were alone, tossing the ball around the park.

There will come a day when he will fully appreciate the significance of his record-setting accomplishment last year, but that time is down the road, because so much work remains. While others celebrate the 1,393 receiving yards he recorded in 2017, he essentially shrugs, because that trailed the receiving totals of Antonio Brown and Julio Jones, contemporaries who often are mentioned as the best at the position. Allen won't be satisfied until people regard him as the best in the game.

"I'm very hungry to be the best ever and be recognized by everybody," he says. "It's very important to me. That's why I play the game -- that's why I've always played the game -- to be the best no matter where I was at, no matter what I was doing."

Allen pulls up to the Greensboro home of his uncle, Maurice Harris Sr., and parks his black SUV on the gravel driveway. It is a beautiful July afternoon, not too hot or humid, with rays of sunlight filtering through outstretched tree branches. He walks to the back of the house and stops to reminisce with family and friends. He and his cousin, Maurice Harris Jr., a third-year wide receiver with the Redskins, were nearly inseparable as children, and the backyard was their playground.

On one side of the driveway is a towering tree that still bears marks where a backboard was screwed into its trunk so the boys could play basketball. On the other side is the spot where a 4-foot-deep pool has been cemented over. Allen once tried a quasi-high dive into the water, only to catch the edge of the pool, leaving a scar on his knee that is visible today.

And yet, the real magic for the boys took place at the bottom of the driveway, around a line of trees and up a slight embankment. There, a field as big as any young boy's dream stretches 400 yards long and 100 yards wide. As a 5-year-old, Allen and Harris Jr. (who is a year younger) helped their parents and other siblings clear away rocks, tree roots and debris to create a wonderland that hosted family cookouts, classic-car shows and, most notably, spirited football games.

"This is where it all started," Allen says, a nostalgic smile creeping across his face.

He and Harris Jr. spent countless hours out back playing baseball and hide-and-seek. But mostly they played football, working daily to hone their skills. They perfected their spin moves by doing 360s around a tree; strengthened their legs and improved their balance by running routes in the snow; and sharpened their competitive edge by inviting over high school friends for pickup games. The most memorable featured 15 players to a side. There were no pads, no helmets, and no regard for personality safety. Participants walked away with bruised bodies and egos.

"We're competitive," Allen says, "Once somebody starts talking junk, we're trying to kill him the next play."

If Allen was devastating in the backyard, he was athletically lethal on high school fields, tallying an incredible 53 touchdowns as a

senior. Before enrolling at Northern Guilford in Greensboro, which opened its doors prior to his junior year, he made one request of coach Johnny Roscoe: to stay on the field at all times. Roscoe assured him that would not be a problem. He knew he had a special talent in Allen, who could play quarterback, running back, receiver, linebacker, safety, returner, punter, place-holder and, when needed, kicker.

Asking the retired coach with the country drawl to choose his favorite Allen moment is like asking a parent to choose his or her favorite child. Roscoe chuckles and pauses, then mentions the game Northern won, 6-0, when a defensive back went high and appeared to intercept a pass, only to have Allen strip him of the ball before he landed and make his way into the end zone. He also mentions a game that took place several days after Allen's grandmother died. Allen was so emotional that Roscoe wondered how he would perform. Then he watched his star turn eight touches in the first half into five touchdowns, two on punt returns.

"Eventually their coach stopped punting to him," Roscoe says. "They would line up like for an extra point and just kick it out of bounds."

He also mentions a game in which quarterback Rocco Scarfone, one of Allen's best friends, threw a hitch pass near the goal line. When a defender came up and lowered his head for the tackle, Allen leapt over him and -- in mid-air -- struck a Heisman pose. "He was a showman," says Roscoe, who quickly points out that Allen was also a workaholic. He would study highlights of pro receivers and then stay long after practice to try to replicate the moves. When Roscoe would have the quarterbacks over to his home for film study early in the week, Allen would be sitting right there, as well, ensuring he was on the same page with them.

His dominance wasn't limited to offense. During a three-game stretch as a senior, he graded out above 60 at safety. The significance? In the nearly 25 years that Roscoe had utilized his grading scale, no player had ever scored that high in a single game. Rivals.com ranked Allen as the No. 1 safety in the country and the fifth-best prospect overall in the Class of 2010, and he was prepared to play defense in college -- until he participated in the U.S. Army All-American Bowl.

"I played all safety in the game, and it was just miserable watching the offense and not [being involved]," he says. "I was like, 'Nah, I can't do that.' I'd rather watch the defense get killed and me go off [on offense] than be on defense just waiting to make a play."

He initially committed to Alabama but switched to Cal after his older brother, Zach Maynard, a quarterback, transferred to Berkeley from Buffalo. The two are extremely close, along with middle brother Durel Lang. So tight that when Zach transferred to Cal, Keenan followed him, and cousin Maurice Harris Jr. came soon after.

The plan for Allen was to spend three years at Cal, then make the jump to the NFL as a first-round draft pick. Everything appeared to be on schedule after stellar freshman and sophomore seasons, but a knee injury caused him to miss the final three games of his junior year. He was not fully healed when pro scouts came around in the offseason, but he ran for them anyway, clocking a pedestrian 4.71-second 40-yard

dash. Predictably, he fell out of the first round. Unpredictably, he lasted until the third round, where the then-San Diego Chargers selected him with the 76th overall pick.

It was humbling and embarrassing, as well as motivating. But would that translate into success on the next level?

Go to the Chargers' website and click on Allen's bio. Scroll down to his rookie season, and you will find highlights from every game that year, except the season opener against the Texans. There is no mention of it, because -- despite suiting up -- he did not play a single snap.

The guy who had always been the best player on his team -- if not the best player on the field -- the guy who requested to never come off the field in high school ... never saw it in his pro debut. Even worse, the Monday night game was in prime time on national television. The snub hurt and angered Allen. As he left Qualcomm Stadium in San Diego after the 31-28 loss to Houston, he was leaning toward quitting football to pursue a music career.

Singing has been a passion of his seemingly from the first time he heard a tune. He sang in the choir in high school and mastered the lyrics of Disney songs as efficiently as he mastered his playbook. He also loved instruments and taught himself to play the piano over a single weekend by watching YouTube tutorials.

"It was just like in football, where he would look at a route one or two times and then go out and run it," says Scarfone. "He would watch the tutorials a couple of times on a laptop upstairs, then run down to the living room in our house and copy it on our baby grand. He also loved to sing. I have hundreds of hours of him singing Chris Brown songs on my computer. He thinks he's a better singer than football player."

When Allen woke the morning after not playing, he was angrier than he had been when he went to bed. He got in his car and drove to the training facility but could not bring himself to go into the building. He picked up his phone and called his mom.

"I don't want to play no more," he told his mother. "They're not giving me my fair shot. I feel like I'm better than some of these guys, and [receivers coach Fred Graves is] not gonna play me. So, I'm done."

"No," she replied. "You've been working way too hard for this. This is where you want to be. This is what it is. You just gotta be patient and let God work."

He eventually decided to go inside the Chargers facility, and when Malcom Floyd went down with an injury on the Chargers' first play of the second half that week in Philadelphia, Allen finally had his chance, although he initially failed to realize just how significant the moment was. He thought Graves was going to put him in the slot, which meant he would only play in three-receiver sets. But Graves put him outside at the X, which meant he was assuming the role of No. 1 receiver for good.

"You're the guy," Graves said. "It's time to go."

"OK, bet," Allen said. "I'm ready to go."

Two plays later, with the Chargers facing a third-and-8 from their 22, Allen fought off tight

coverage from veteran cornerback Cary Williams to make a diving catch for 18 yards. The play was noteworthy not only because of what happened during it, but also what took place after.

"I got up talking junk," Allen says.

The chatter is part of his game. "When I get out there, I'm confident, I'm comfortable, and I'm gonna let you know about it, too," he says.

Defensive backs might have a hard time believing this, but on a summer afternoon two months ago, Allen was at a loss for words. I asked him to pretend I was a cornerback lined up opposite him. What type of bold slander would he direct at me?

Allen leaned back on an oversized couch and, as he often does, silently stroked his beard. He seemed slightly embarrassed.

"That's the thing, we gotta be on the field for that," he said. "It just comes then, because that's Slayer talking. That's the alter ego I can just tap in to. But I'm not like that off the field."

Out of uniform, he is a man of limited words around those he doesn't know. He often will act like he's not paying attention, but he's taking in everything. Teammates did not know how to read him when he first joined the team. Ditto some coaches who mistook his persona for indifference or a lack of love for football.

"If you're just meeting him and have 30 minutes with him, the first 10 are going to be like talking to the wall," says former major league pitcher and baseball executive Dave Stewart, whose son and nephew are good friends with Allen. "After that, after he gets a feel for who you are, if he's comfortable with you, he's going to show you who he is. He will fill the room with laughter."

Says Scarfone: "He's a guy who'll do things for you even if it makes him uncomfortable. In high school, my little cousin went to school with us, and she was infatuated with Keenan. He was a senior; she was a freshman. He was the BMOC; and, again, she was a freshman. Well, my aunt had this idea about having him pop out of a cake and sing Happy Birthday to her because he loved to sing. I knew it would make him uncomfortable; he was pretty reserved at the time. But he agreed, got there early and hid in the cake. Then he popped out and started singing to her. It made her year."

Now 26, Allen spends most of his time away from the field with his two young daughters and fiancée, who is expecting their third child. Family is everything to him. He grew up surrounded by enough aunts, uncles and cousins to fill entire bleacher sections on Friday nights in the fall.

When he needs an escape, he finds it in music. He had not played the piano in a while this past summer when he took a seat behind the baby grand in Scarfone's home. He rubbed his hands together, stretched his fingers and then found his comfort zone by playing Beethoven's "Für Elise."

"Music puts me in a happy place," he says. "I don't know why, but I could go to the bathroom, go take a shower, and just sing my life away; be in there for a whole 16 songs and be

comfortable. The harmony in a choir is so beautiful."

In many ways, he is a young man with an old soul. He will listen to rap and hip hop, but his genre of choice is R&B. The mellower, the better. Check his playlist before games and you're likely to find Usher, Tank and Chris Brown, not necessarily something befitting someone who goes by Slayer.

"It's just the calm before the storm," he says. "I don't get juiced up by the rap. I just can't do it. It's too much yelling and too much screaming. I'd rather just have my cool little vibe."

But once the game starts, mellow gives way to mania. It's the competition that drives him, the opportunity to test his best against yours. His footwork is among the best in the game, allowing him to keep defensive backs guessing and to get in and out of cuts before an opponent can react. He is about quick bursts, not long speed.

"He can juke out somebody in a phone booth," Scarfone says.

Future Hall of Fame receiver Larry Fitzgerald was among the players that Allen used to study while in high school. Now it is Fitzgerald who takes note of his younger counterpart.

"I have watched him closely since coming out of Cal," the Cardinals star says. "I was always impressed by how well he moves for a man his size. He's virtually unstoppable versus press coverage, with his ability to change direction at the line of scrimmage. He gets in and out of his breaks with wonderful precision. He can high point the ball in 50/50 situations and can make plays with his feet once the ball is in his hands after the catch."

Allen contends we have seen only half of what he has to offer. This was the first offseason since the offseason following his rookie year that he did not have to rehab some sort of injury, and he took advantage by focusing on details, like using his footwork to beat press coverage off the line or making each of his routes look the same to cornerbacks. Trainer Steve Calhoun regularly put him through drills to simulate every movement he might need to make in a route, all the better to make it second nature once the game begins.

He does the mental work Monday through Saturday so he can let his body take over on Sunday. "Once I touch the football field, I don't feel like I can be touched, and it just comes from the repetition of me putting in the work," he says. "When I play, it's just instinct. I don't have to think too much, I'm just out there playing my game."

Allen entered the season as one of only six players to average at least six catches and 70 yards receiving (minimum 100 receptions) since 2013 -- averages he has almost identically maintained through the early portion of the current season, despite an off game on Sunday (three catches, 44 yards) against the hometown-rival Rams. The others were Brown, Jones, Odell Beckham Jr., Michael Thomas and Demaryius Thomas. On the one hand, it's a compliment, because he is in elite company; on the other, it is an affront, because he is surrounded by others. That never sits well with a man who wants to stand alone.

"Keenan is his own man," says Maynard. "Everybody has his own legacy, and his was destined to be football. It's been that way since an early age. He's just been gifted. He's special. From the moment our dad told him it's a man's sport, Keenan has been Keenan. The Slayer. That will be his legacy."

## 24 Hours ... With Melvin Gordon on Game Day

*By Robert Klemko  
Sports Illustrated  
October 11, 2018*

IRVINE, Calif. — The first thing you notice when Melvin Gordon III emerges from his hotel room at the Marriott here in Orange County, where the Chargers stay on the night before home games, is the fan. It's 8:10 a.m. Gordon's Chargers and the 49ers are kicking off in a little more than five hours, and the Pro Bowl running back is lugging a hefty black electric fan with his overnight bag. "I can't sleep without it," he says. That goes back to his college days at Wisconsin, where he was a Heisman runner-up in 2014, before becoming the 15th overall pick in the 2015 draft.

Over his first two seasons Gordon established himself as one of the premier backs in the NFL. Then the Chargers moved north, to Costa Mesa for practice, and to Carson, Calif., in the south Los Angeles suburbs, for games. Each of those game-day trips to Carson, 30-some miles up the 405, in somehow heavy traffic for a Sunday morning, is the beginning of what Gordon considers—potentially—his final day in the NFL. "You've gotta put your best foot forward because you never know if it's gonna be your last one," he says as he waits for a valet driver to return his Range Rover to the Marriott driveway. "Can't have no regrets."

Charles Baus/CSM/REX/Shutterstock  
Leave nothing to chance (or as little as possible). That means following roughly the same routine every Sunday and leaving ample time for thorough pregame preparation. Like a number of NFL players on a game weekend, Gordon is all about ritual. This is his.

### Saturday, September 29 8 p.m. PT

Gordon spends the evening after dinner cramming for tomorrow's test. On film he reviews his blocking assignments, the rushing plays he'll carry out, and the facet of the game that sets him apart: the route-running. Only four running backs in the NFL have more catches this season than Gordon (28 in five games), and he leads the field in yards per catch (9.3). Saturday nights are for visualization: "The night before you kind of see yourself being in that moment, and then when you wake up you get into that zone," he says. "Everything from that point is really a buildup to that first play."

### Sunday 8:15 a.m.

Gordon eats a quick and quiet breakfast with a handful of teammates at the hotel, then gets in his car to drive home, to a high-rise apartment where his father is waiting. Like his son, Melvin Gordon II has his hair twisted in tightly-coiled dreadlocks and wrapped in a bun high and to the right, and like his son he wears a gold chain around his neck. He's quick to remind Melvin III

where the talent comes from. Big Bo, as he's nicknamed, is especially proud today.

"You know, when you play football that's not really you out there," says Big Bo.

"Who is it?" replies Lil Bo, knowing the answer before his father says it.

"That's me," Big Bo says. "You just borrowin' me real quick."

"You sound crazy right now," Lil Bo says.

### 9:17 a.m.

Father and son exchange game tickets and hugs, and Gordon is on the road to Carson. Soon enough, traffic slows to a crawl, and Gordon begins to calculate just how much of his game day he spends in his Range Rover. It's a time for meditation, to get lost in the hip hop bellowing through the speakers—it's not a time for brake lights. "I don't really like this area too much, to be honest. I loved San Diego. It was my kind of energy, my kind of vibe. It was a perfect place for me. Everything was perfect."

His father and mother moved here, from Wisconsin to the maze of highways and commercial parks 40 minutes south of L.A. proper, to be closer to Melvin. They don't much like the area either. Still, having mom and dad nearby is something of an emotional anchor for the 25-year-old from Kenosha. Both had been integral in his day-to-day upbringing through high school, with dad playing a critical role in his son decommitting from Iowa and attending Wisconsin. (Melvin III says his father didn't talk to him for two weeks when he made his initial decision, though he spoke with the coaches at Wisconsin daily.)

A year and some change into Melvin's time at Wisconsin, in March 2012, his father was sentenced to 10 years in prison for cocaine trafficking. He wound up serving nearly five years, and was released in December 2016, finally able to see his son play football again, in the flesh. Gordon, when interviewed last year about his father's return, expressed no ill will; he was grateful for his father providing for the family. "When my dad got out of jail it felt good to have him there," Melvin says. "It was like old times. It's good to know that you've got both parents there supporting you, when that's how it was at the start."

Melvin's grandfather was responsible for fathering 28 children, the Gordons say, which meant Melvin was part of a small army of cousins, most of them outstanding youth athletes in Wisconsin and Illinois. Only Melvin, though, in the middle of the pack in terms of age, made it to Division I athletics. "Whether it was girls or partying or whatever, they got kind of sidetracked, so I separated myself, because I knew this was my way out," he says. "I tell my younger cousins, it's easy to get sidetracked. I tell my little cousins, you've got to be mentally tough. What you're going through now is nothing compared to what you're going to experience in the league. I just didn't want to struggle, man."

### 10:10 a.m. StubHub Center Carson, Calif.

This is typically earlier than Gordon arrives for a 1:25 p.m. start, but a week earlier he showed up at this time for the Rams game and went for 80

yards and a touchdown on 15 carries. So he's rolling with the change of pace. A golf cart brings him from his car to a security checkpoint about 75 yards away, where they inspect his black leather satchel and wave a wand up and down his all-black slacks and form-fitting tucked-in tee combo. He'll pull a Wisconsin Badgers visor out of the satchel and wear it for pregame warmups, eliciting a promise of a fine from an NFL uniform inspector standing by. The visor is lucky for him, though, and Gordon keeps it on. Another ritual: Gordon goes through his receiving route tree alone, with Chargers assistant Mark Ridgley throwing him the ball. Ridgley moved from running backs to the offensive line this season, but the tradition begun last season remains.

#### 1:25 p.m.

After the fighter jet flyover and the national anthem, it's time for football. Bo, Carmen (Melvin's mom) and Kenzel Doe, a former Wisconsin teammate and one of Melvin's closest friends, settle into a small luxury box with their hosts, Melvin Ingram's mother, wife and son. Ingram, the Pro Bowl defensive end, was the first to take Gordon under his wing when he entered the league. While the others sit in the stadium seats outside the box, Big Bo sits inside, across from the catered stack of mini bacon cheeseburgers and hot dogs, and pulls out his phone. In videos that won't soon be deleted, 10-year-old Melvin weaves between would-be tacklers on his way to the end zone, ill-fitting shoulder and hip pads flapping all around him.

Bo isn't keen on talking about his time in prisons in Illinois and Minnesota and the consequences of his conviction; he'd like to leave those stories in the past, or otherwise save them for his nascent book idea.

"I did my time and came home to something beautiful," he says. "Everybody makes mistakes in life. Nobody's perfect, so I'm leaving the bad behind. It still seems like a dream, because it takes a lot of work to get here. It doesn't happen for everybody. My son is the only one who made it through, because me and my wife exposed him to the right things at the right time. It's not just about being good. It's about getting noticed and getting your kid out there for the world to see."

#### 1:30 p.m.

The Niners get the scoring started with a pick-six by Antone Exum Jr., who jumps on an overthrown ball in the flat and takes Philip Rivers' pass 32 yards for the score. Late in the second quarter, down 17-12 after a missed extra point, Chargers coach Anthony Lynn chooses to go for two. Rivers in the huddle changes up the play call, amending a Gordon diagonal route to Rivers' right to a sprint to the left flat. Gordon makes the catch, makes a man miss with an inside cut at the 1 and is in standing for the conversion.

"Phil freestyled that," Gordon says later. "I was supposed to run a whole different route. Phil moved me to the left side and said, 'Just run a swing.' He does that every once in a while. That's why he's fire."

After being contained in the first half, Gordon lights up the second, dodging, bruising and spinning his way to one of the most impressive 13-yard runs you'll ever see, three plays into Los Angeles' first possession of the third quarter. Three plays later on 3rd-and-four from the Niners 6, Gordon splits out wide, and takes Rivers' pass

in for a touchdown to put the Chargers up 23-17. On the next drive, with the Chargers at the San Francisco 10, Rivers finds Gordon again in the right flat, but this time Gordon spins into contact and fumbles, only his second since 2017. Though the Chargers retain possession, Gordon still owes \$300 in cash to his position room for a fumble in the red zone. "I can't believe I fumbled," he says later. "I'm so pissed about that."

#### 4:25 p.m.

Up 29-27 with 6:50 left and the ball at midfield, Rivers hands to Gordon on a perfectly blocked counter right that sends Gordon sprinting down the home sideline. At 11 yards, Niners linebacker Fred Warner meets him with a hard shoulder that delivers a shock through Gordon's left shoulder. Someone on the sideline notices Gordon grimacing in pain from the stinger and brings him to the medical tent on the sideline, out of the public view.

"They tested me for a concussion," Gordon says. "What game did you play? Who did you play? Did you win? I'm like man, if you don't undo this strap so I can loosen this shoulder up ...

"It's just a little stinger. Get 'em every once in a while if you get hit in the right spot. Just shake it off, take a couple plays off. I was just hoping ain't nothing bad happened, because I didn't get to finish the drive. Those are the types of games where the team needs you to finish, so I was a little upset about that, but I have faith in Austin."

Austin Ekeler, Gordon's backup, doesn't get the first down three plays later on third and 2, but Gordon doesn't need to wait long to see if his absence might have changed the outcome; Niners QB C.J. Beathard throws an interception three plays into the would-be game winning drive. The Chargers win improves their record to 2-2 heading into Week 5.

In the locker room, Gordon is one of the players surrounded by a media scrum, with print and television reporters jockeying for position. With a season-high 104 yards on the ground and a receiving touchdown, Gordon's a hot commodity.

Talk about your whole game.

Talk about your play as a receiver this season.

Speak of the grit of this team.

Gordon talks about all of it: "We can't wait for something bad to happen to be special. We've got to come out the gate like that."

#### 5:15 p.m.

It's time for Mom's debrief, and Carmen Gordon wants to know why her son keeps trying to hurdle opponents. "Why do you keep going up like that? You scare me," she says. "How do you feel? Do your knees hurt?"

"You had a good game, hear? I'm proud of you!"

He's fine, he assures her, but he doesn't plan on driving home. He reveals that he changed his shoes at halftime, from a newer model to the sort he wore at Wisconsin when he rushed for 29 touchdowns as a senior: "Had to put on the thunderbirds!" he exclaims to laughter from the group.

Doe takes the wheel while Melvin sits in the front seat and pulls up Twitter. Before long he's

searched his own name and is scrolling through the top results. He says he only does this when he's played well. "Good games only," he says. "It's just funny what people say about fantasy."

Next, results from around the league.

"Zeke [Elliott] went crazy today."

"134 and three tuddies? Alvin Kamara going crazy. Makes my game look weak."

"Saints ain't jokin'! They're low-key nice."

"Christian McCaffrey went for 184," Gordon continues.

"184?" Doe asks.

"One-eighty-FOE," Gordon stresses. "Not playin' no games."

"Sony Michel had 112 and a touchdown. They said we're not finna' be 1-3, not with Tom Brady."

Khalil Mack, Gordon says, notched yet another strip sack for the Bears after being traded by the Raiders, out of the AFC West. "This man crazy, bro," Gordon says of Mack. "I'm so happy he's gone. Get him outta here, bruh."

#### 6:45 p.m.

The NFL news consumption doesn't stop; now back at the apartment, Gordon turns on the television to see Adam Schefter discussing Le'Veon Bell's ongoing contract discord in Pittsburgh, and what it could cost for another team to fetch Bell in a trade. Over Chinese takeout picked up by mom and dad, Bo asks Melvin if he thinks Bell is coming back to play under his current deal. "No," Gordon says. Bo asks: "You think he's gonna stay out for a year?"

"Yes, sir," Melvin says. "And I would too. Come back and get hurt—why? Gave up everything he had for five, six years, and y'all can't pay the man?"

(Gordon's own rookie contract was four years and \$10.67 million. Last spring the Chargers picked up his fifth-year option, and he's scheduled to make \$5.6 million in 2019.)

#### 7:50 p.m.

The Chargers' digital staff uploads the all-22 film from the game, accessible on every player's tablet, about two days before NFL Game Pass subscribers have access. Gordon, who has been refreshing the upload feed while eating and watching Sunday night Ravens-Steelers game, takes a seat at the kitchen island and huddles with his father to watch the film. The viewing session is full of self-critiques, visions of yards left on the field and could-have-been big plays. "Oh my gosh, I wanted to take an inside move on him, and I thought, he's playing me to protect the inside!" Gordon yells. "I was too far outside of him."

He plops down on the coach, with Mom, Dad and Kenzel. There were visions of a late-night trip to meet teammates at a nightclub in Los Angeles, but those plans were scrapped when the leg soreness kicked in. They'll watch the Sunday night game, with doses of nuanced commentary from Carmen ("Flacco stay trippin'!"). Before Gordon puts compression sleeves on his legs to keep any swelling down, he remarks at how silly it must look, the whole family stuffed onto one



couch in a spacious apartment. Says Carmen, "That's who we are, though."

## Chargers' Melvin Gordon, Austin Ekeler flip the script on running back tandems

By Sam Fortier  
The Athletic  
September 21, 2018

The first play was a pass to running back Austin Ekeler, the second was a run for him. Melvin Gordon rushed once, then again and, after a quick throw to Mike Williams to convert a third down, the Chargers went back to Gordon, who rushed 20 yards for a touchdown. Between that drive and the next, Los Angeles went to its two-headed monster out of the backfield on nine of 11 plays.

Against the Buffalo Bills last Sunday, the Chargers put the smaller, speedier Ekeler in space with jet sweeps and end-arounds and passes in the flat. With the bigger, bulkier Gordon, they gave him more one-on-one opportunities, power runs between the tackles and delay routes out of the backfield.

A few days earlier, running backs coach Alfredo Roberts said the team favors Gordon in running situations and Ekeler in passing situations, but that they want to sometimes flip that philosophy to prevent defenses from reading plays with personnel tells. In Buffalo, the Chargers committed to the role reversal. Ekeler led the team in carries (11) and Gordon finished tied for the lead in catches (six).

That split speaks to the Chargers' confidence in their two Swiss Army knives and their attitude toward how they're used.

"We love that both guys are able to be productive," Roberts said. "They strive to be complete [backs], but the [situational needs of the] game kind of forces them to [play differently every week]. The game picks them."

By the end of the win over the Bills, Ekeler or Gordon had gotten the ball on 30 of 56 plays (54 percent), not too far off from their usage in the season opener against Kansas City (46 percent). Coach Anthony Lynn, a six-year NFL running back, was skeptical the deployment of running backs as all-around offensive threats was a league-wide trend — "It could be game-to-game," he said — but he emphasized to the players that they shouldn't view their workloads in carries or catches. Think touches, he said.

Now, Lynn and the Chargers (1-1) need to devise ways to utilize Gordon and Ekeler against the stout defense of the Rams (2-0) at the Coliseum on Sunday.

"Those two running backs they have, certainly both of them together, I think have over 200 yards per game," Rams defensive coordinator Wade Phillips said. "... We've got a big challenge [ahead of us]."

Chargers quarterback Philip Rivers thinks the versatility of Gordon and Ekeler makes them especially difficult for defenses to prepare for them.

"I'm telling you," he said after the Buffalo game. "The two of these guys, they can be [something else]. They're dynamic guys. The way they catch

it, run it, and the way that they're different. They're not the same. ... There's no telling how many plays we can run with those two on the field together."

Lynn likes the running back tandem because of their diverse skill sets and his luxury to keep a fresh runner on the field and not "wear one guy out." Offensive coordinator Ken Whisenhunt likes it because of the way defenses are challenged, which he saw the rewards of Sunday when an early play-action fake resulted in a long pass to tight end Virgil Green. From then on, play action often froze the Buffalo linebacking corps.

Roberts, the man coaching the tandem every day, started working with running backs last year for the first time since 1999, when he was on the first staff at Florida Atlantic. A five-year NFL tight end starting in the late 80s, Roberts coached the position he played for 15 years until he switched to running backs in a reunion with Lynn, whom he first worked with in Jacksonville and from whom he learned the intricacies of running back. Roberts' position meeting vibe is lax — "I don't want to scream at a guy unless I'm really trying to get your attention," he said — but it's also focused. He knows what he has in the pair of backs. Ekeler, a former undrafted free agent, entered this season intent on expanding and solidifying his role; Gordon, in a contract year, prioritized injury prevention in his training regiment this offseason.

"We know Melvin's the leader," Roberts said. "And we understand Austin's a young, up-and-coming player who is beginning to have a major role."

To maximize their potential, Roberts established goals this season that, after ball security (which tops every list), emphasized improving their moves in space and extending their runs. To gets reps for the latter, Roberts had his players juke the bag, throw stiff-arms and lower their shoulders.

"We can get what's blocked," Roberts remembered telling them. "We can get the two or three [yards] after contact. But what happens when we're in space, or what happens when we find ourselves in a 1-on-1 situation? Can we win that matchup?"

Ekeler said the entire unit practices evasion in space while using "whatever moves work," and then the group reviews the tape afterward. The running backs bounce ideas off each other about how to break down different defenders approaching from different angles. The other day on tape, Ekeler watched as, on screen, he ran at two approaching defenders and made a note that he might try something different than trying to run them over next time.

In the Week 1 matchup with Kansas City, Gordon and Ekeler emerged as a one-two punch. Even though the Chargers lost, they moved the ball steadily when it was in either of their hands. When asked about the complementary nature after the game, Gordon grinned.

"We've been doing it all camp," he said, "and that's what we're going to continue to do."

The pair chopped up the Bills defense together and the buzz about them grew. They certainly caught Phillips' attention.

Recently in the locker room, as Ekeler sat at his stall, Gordon appeared in a towel.

"What's our name?" Gordon jokingly asked Ekeler.

"Our name?" Ekeler replied.

"Come up with one," Gordon said laughing, and Ekeler shook his head. The two have been linked so closely because they're different but similarly effective, and people were starting to catch on. Ekeler couldn't think of one right away, but he seemed to buy Gordon's thinking.

"All right," Ekeler said, "I guess we have to get a duo name."

## Wrestling class helped Michael Davis find starting role with Jack Boys

By Eric Williams  
ESPN.com  
November 21, 2018 at 6:57 am

COSTA MESA, Calif. -- Los Angeles Chargers coach Anthony Lynn saw something special when Michael Davis joined the team last year during an offseason workout as an undrafted rookie out of BYU.

Fast forward to a year later and with Trevor Williams dealing with a nagging knee issue, and Davis has become the newest member of the self-proclaimed "Jack Boys," starting opposite Pro Bowler Casey Hayward.

"He just needed reps," Lynn said. "He has the size, the speed and he's playing more physical. I like what I'm seeing from Michael right now."

Teams have targeted the inexperienced Davis, but he has held up. Davis has recorded 23 tackles, two pass breakups and a forced fumble in three starts this season. He also has four tackles on special teams.

At 6-foot-2 and 195 pounds, Davis caught the eyes of Chargers' scouts by running an impressive 4.34-second, 40-yard time at his pro day last year.

With his size and that type of speed, the former receiver showed that he had the physical tools needed to thrive in defensive coordinator Gus Bradley's system as a press corner.

But early on things did not go well. Davis gave up five receptions on go routes for 144 receiving yards in a preseason game last year against the Seattle Seahawks.

"He would try to tackle, but I think that's what held him back from being a guy that we felt like could get on the field consistently," Bradley said. "To his credit, I think he identified that was his weakness and really attacked it."

Davis played in just 35 defensive snaps during his rookie season. He did earn a regular role on special teams, finishing third on the team with 15 tackles on special teams last year.

"My rookie year I struggled," Davis said. "I was under a lot of stress and I didn't have a lot of confidence. But then coming out this year with this being my second year, I have a lot more confidence now."

Davis developed more swagger in his game by getting stronger, allowing him to play more physical in the back end defensively. Davis

attacked his lack of physicality by taking a wrestling class twice a week during the offseason to improve his ability to play with better leverage.

"It helps with tackling, when I need to get close with a low center of gravity," Davis told the Orange County Register.

Chargers defensive backs coach Ron Milus, who took on Davis as a project, has noticed the difference -- although he wasn't aware of his wrestling classes.

"I think someone may have said that too me, but it really never came up in our room," Milus laughed, when asked about Davis wrestling. "All I know is he's doing a much better job on that part of the game."

Milus said he first noticed Davis in a joint scrimmage with the Los Angeles Rams last year during training camp, when the BYU product made a handful of plays in coverage.

"From that point on he's just kind of gotten better and better," Milus said. "He didn't get a lot of snaps last year on the defensive side, but he's taking advantage of what he's getting now."

"I think if you were looking to draw up a corner for this level, you would probably look at Michael's dimensions and say, 'You know what, that's probably what we're looking for. The size, the speed and the ability to catch up -- that's what he brings to the table. And he's gotten to be a pretty dependable tackler, too. So that part he's really improved on.'"

Milus said Davis is playing with more confidence due to an improved knowledge of defense. Now, Davis has to prove over the long haul that he has the mental toughness and playmaking skills to stick as a full-time starter.

"If you don't have confidence you can't play defense -- you can't play any position to be honest," Davis said. "So just being out there with the boys I'm able to boost my confidence. And when I'm making plays in practice, I'm obviously able to do that on game days as well."

## Chargers playmaker Mike Williams seeks (and flashes) greatness

*By Jim Trotter  
NFL.com  
August 22, 2018 at 4:52 pm*

COSTA MESA, Calif. -- It is midweek during training camp. The Los Angeles Chargers are nearing the end of a practice at which many veteran starters have been given the day off. That means extra reps for those on the field. The heat is not oppressive, but it's enough to get your attention. Bodies are tired. Legs are heavy. Concentration is waning. Then Mike Williams does something that makes you forget all of that.

The second-year wide receiver tracks a pass down the sideline, soars over a cornerback who is in tight coverage and snares the ball at its highest point, leaving the defender to look helpless as Williams strides for the end zone. It is not the first time teammates have seen this movie, but the ending never gets old. They know they are seeing something special, a 6-foot-4, 220-pound talent who can beat you with his

physicality, speed or athleticism -- sometimes all on the same play. The only person not impressed is Williams, who says he won't be satisfied until he's doing it in games as well as practice.

Three days later, in the Chargers' preseason game against the Seahawks, a defender has tight coverage on Williams in the corner of the end zone when Geno Smith lofts a pass high in that direction. And just as he had done in the practice, Williams soars to high-point the ball for a touchdown. Los Angeles' sideline is so excited that even defenders run to the end zone to celebrate with Williams, who suddenly appears poised to make good on the promise that led the Bolts to select him with the seventh overall pick in last year's draft.

The desire to excel was there a year ago, but back and knee injuries contributed to Williams spending more time in the training room than in the huddle. At times, he felt like an outsider in his own home, like he was in detention while everyone else was at recess. It stunted his development and contributed to him catching only 11 passes total. It also caused some fans to wonder if the Chargers had made a mistake in drafting him.

Now healthy, Williams' stock is soaring like his leap in the end zone. He made a difficult catch appear so easy that minds immediately raced with thoughts of what could be, and how the Chargers could have one of the largest and most talented receiver groups in the NFL. Williams joins 6-foot-2 Pro Bowler Keenan Allen and 6-4 threat Tyrell Williams. While each is talented in his own right, Williams' ability to effectively run every route with his combination of size, athleticism and speed draws your attention.

"I was watching Mike walk out here the other day -- I was behind him -- and I would have thought it was a speed-rush defensive end," coach Anthony Lynn says. "He's a big man when you get those pads on, and he's going to be another viable option for us. We've got Keenan, but people can double him. They can go double-double on the outside, so you're going to need another big target. I think Mike can do that. We may be in more three-wide receiver sets if he keeps coming. Right now, we're putting him in situations to make plays and he keeps making them."

A lot of credit goes to Williams himself, but an ample share belongs to receivers coach Phil McGeoghan, who has the delicate job of breaking down a high-profile young star while simultaneously building him up. McGeoghan had to bring him through the emotional strains of a difficult rookie season. He had to be firm yet gentle, demanding yet understanding. He had to keep Williams up when he might be down. That required the two of them wanting and striving for the same thing.

"When you're young, you're very defensive and a little bit entitled when you come in," McGeoghan says. "You have to tear those defense mechanisms down while building their confidence up. It's a hard thing to do for a young football player to be a really good teammate, to drop his defenses, to allow you to coach him hard but understand it's coming from a place of love. Sometimes you have to do a lot of correction initially, and until they have the right mindset and accept the coaching and aren't defensive and don't think you're just trying to tear them down without a purpose, it can be tough."

One way McGeoghan builds trust is through long conversations in the cool of a meeting room rather than the heat of the practice field. He tries to learn about each player's background and goals. He wants to know the triggers that allow him to push them in times of adversity. With Williams, the trigger was greatness.

"He said to me he wants to be great. He said that, not me," McGeoghan says. "Well, if you say that to me -- I watched Jerry Rice from the practice squad, I watched Tim Brown on the practice field and Fred Biletnikoff as a position coach (all are in the Pro Football Hall of Fame as receivers), so if it ain't that standard, then it's not good enough. And if you don't want to meet that standard and be coached that way, then don't tell me that you want to be great. Just say, I want to make the team. Or I want to play 16 games. Or I want to be on the special teams. Just be honest with me, because I'm going to be honest with you. Mike absolutely has been honest with me and himself; that's why you've seen that skyrocket trajectory that everybody sees every day and that has everybody super excited."

Williams doesn't run from his expectations. The former Clemson star and Vance, South Carolina, native wants to be great. Actually, he needs to be great.

"I feel like I've got a lot of weight on my shoulders, the whole city where I'm from," he says. "I told everybody back home that I'm doing this for everybody, not just me. My mom, my family back home, my friends -- everybody is a part of this journey who helped me get to where I am today. So I've just got to continue to support those people and keep my word. I'm coming out and getting better each day, like I told them I would, and I'm just sticking to (my goal of) being great. The sky is the limit."

It's easy to talk the talk, but McGeoghan knows there are no shortcuts. That's why he got on Williams the first day of training camp when the 23-year-old failed to give full effort during a run drill. Later that day, the two discussed the "why" behind the coach's tough love. Williams acknowledged it was because of his stated desire to be great. McGeoghan then doubled down and challenged Williams to come back the next day and go full tilt during a run drill.

"He had an unbelievable session," McGeoghan says, "and then he made a number of downfield plays that subsequently happened after his mindset was correct. It's not a coincidence that that happens in football. When you become a good teammate, all of a sudden the world starts to fall into place. If you're good at home, oftentimes you come in here with a good mindset where you can learn and grow and develop. If you're all over the place in your social life and things, then you come here and you're not going to be great. It's a total comprehensive makeover or mindset flip for a young man to become a man."

Williams does not mind being pushed. He is healthy and hungry. He knows where he wants to go and has a purpose in his stride.

"I don't think people can understand what it was like last year," he says. "They would say, 'Oh, he was a top pick, he needs to be out there or he's going to be a bust.' I'm like, Whaaaaaatt? I wasn't healthy. ... But I let those things motivate me. The Chargers know what type of guy they got. The coaches know. All those people who said [something negative] are the same people

saying I'm going to have a great year. So I'm just going to continue to control what I can control, and that's me coming out here every day and getting better and just doing what I can do."

## No kidding, Chargers quarterback Philip Rivers made his NFL dreams come true

By Sam Farmer  
LA Times  
November 8, 2018 at 6:05 pm

Philip Rivers didn't like mayonnaise or Brussels sprouts. He wanted a younger brother and good grades. And, like so many 10-year-olds across the country, he dreamed about suiting up for an NFL team.

All that is memorialized in a yellowed school project that's framed in the basement of his parents' modest home in Decatur, Ala. The handwritten poster is entitled "All About Me..." and it's a Canton-worthy artifact, featuring the cherubic face of young Philip superimposed onto a photo of striding Minnesota Vikings star Cris Carter on a Sports Illustrated magazine cover.

Now that is a vision board.

From basement dreams to stratospheric reality, Rivers has ascended to the top of the game, last Sunday joining Brett Favre and brothers Peyton and Eli Manning as the only quarterbacks to start 200 consecutive games. He's having a tremendous season for the 6-2 Chargers, undeniably playing his way into the NFL Most Valuable Player conversation.

Although they won't be in Oakland for Sunday's game, Joan and Steve Rivers travel to several Chargers games each year and are relishing their son's 16th season in the league.

"They know it's the homestretch in a sense," Rivers said. "Hopefully, there are a handful more [seasons]. They want to see as many as they can."

Rivers, 36, and wife Tiffany were junior high sweethearts in Alabama, and have eight children. They opted to stay in San Diego when the Chargers moved north, and Philip commutes 70 miles each way to practice, in a full-outfitted SUV that allows him to study video while he's driven.

Steve and Joan gave serious thought to moving to San Diego in 2004 when Philip was a rookie. They had younger children — Stephen, 11, and Anna, 6 — and were thinking that Steve would coach high school football, as he did in Alabama and North Carolina (when Philip was at North Carolina State). But the yearning for their hometown was too strong.

"We ended up staying about six weeks, but Joan and I finally said, 'We've got to go back home,'" Steve said. "I couldn't believe the traffic. I mean, it's beautiful, wonderful, awesome, nothing bad to say. It's just different for a small-town guy. When I say traffic, I mean all lanes. I couldn't get over it. At 10 o'clock at night there was traffic. At 10 o'clock at night in Decatur, Alabama, people are watching the nightly news and getting ready for bed."

Close your eyes and listen to Steve, and he sounds almost identical to Philip. Same soft drawl. Same homespun expressions and self-effacing wit. He was a quarterback and defensive back at Mississippi State, his college career mostly derailed early because of a knee injury.

"I was maybe an above-average athlete, but I had no business being in the SEC," he said. "But Mississippi State was really low. I was doing well the spring of my sophomore year, and I tore my knee up. Back then, 1968, '69, rehab was they put a hard cast on you from the top of your leg to your toes for six weeks."

"I was fast like Philip," he said with a chuckle. "Then I got the cast on, and I was really fast like Philip."

Philip wasn't quick, but he was a quick study. He was obsessed with the game, helping his dad as a ball boy for the high school team for years before he played there. When the chain gang would come onto the field for a measurement, young Philip would wriggle his way into the officials' huddle and hold his hands apart toward the sideline to signal exactly how much was required for a first down.

"I felt like I could contribute," he said. "I felt like they really needed me to tell them if it was a foot or two feet."

A penchant for leadership surfaced early in Rivers, who used to pop to his feet at high school basketball games when he was 4 or 5 and theatrically wave his arms as if conducting the pep band.

"It's so funny, me looking back now," he said. "I remember asking my mom, 'Can you be the quarterback and the drum major at halftime?' I mean it's like, what in the world? I wanted to go play quarterback, and I wanted to lead the band. I don't know how old I was but I vaguely remember asking them that."

On the field, Rivers is a traffic cop before the snap, directing teammates this way and that. He has passed for 19 touchdowns in eight games, tied for the second-highest total of his career at the midway point. Seven times Rivers has posted a passer rating of 100 or more, a personal high in the first eight games of a season.

"He's just on his game, man," running back Melvin Gordon told reporters after Sunday's victory at Seattle. "Phil, he's a guru at this. He plays chess out there. He knows what's going on. He knows where guys are going to be, studies film like crazy. I watch him all the time, so this is expected from Phil."

Dozens of quarterbacks have put a good season or two together, but precious few have shown the longevity, durability and sustained excellence of Rivers. Good fortune is a part of that, and so is toughness. Rivers famously gritted through a torn ACL to keep the Chargers in the hunt at New England in the 2007 AFC championship game. It was a two-point game through three quarters before the Patriots pulled away in the fourth for a 21-12 victory.

Rivers got significantly tougher during his sophomore year of high school when, because a senior was starting at quarterback, he was moved to weakside linebacker.

"I really grew as a football player that year, definitely in the toughness department," he said. "Even when they threw me in there, early on I was a little shocked with the contact. Not so much scared, but you're taking on a fullback running right at you. I learned a lot. I enjoyed that."

Rivers got a lot of his competitiveness from his mom, who flashes it even when playing board games with her grandchildren. And he figures he developed his somewhat unorthodox throwing style — he delivers the ball from all sorts of arm angles — from all those years as a ball boy for his dad.

"When I wasn't needed to spot the ball at practice, or whatever else I was needed to do, me and the other coaches' sons were throwing the football," he said. "It was a varsity regular-sized ball, and I was 8 years old. The only way you could throw it was kind of lay it in your hand and kind of push it. So I think that's where it started."

During his freshman year at North Carolina State, Rivers was coached by Norm Chow, who contemplated tinkering with his throwing motion. Chow sent a tape of the young quarterback to a fellow passing guru, Mike Holmgren, who weighed in with an opinion.

"I wouldn't touch it," Holmgren said. "He gets it where it's supposed to be going. On time."

The same might be said of Rivers' NFL career, the one he pined for so long ago. Perfect? No. But he's gotten where he's supposed to be going.

## Inside Philip Rivers' game within the game: Stories of mental battles

By Mike Sando  
ESPN.com  
September 21, 2018

COSTA MESA, Calif. -- The Chargers and Dolphins were tied 24-24 late in their 2016 game at San Diego when Philip Rivers, having brought his team to the brink of field goal range, worked the play clock from his senior command post in the shotgun formation.

The suspense built with every tick of the clock as the Chargers' career passing leader searched for whatever answers he could pry from the Dolphins' defense. Finally, with 10 seconds left before the Chargers needed to snap the ball, network TV microphones picked up Rivers calling out a familiar audible.

Thus began a tactical battle that would span two seasons, leaving Dolphins defensive coordinator Matt Burke with a story to tell -- and an appreciation for Rivers that so many in the game share.

This 36-year-old quarterback with a league-leading 195 consecutive starts recently passed Fran Tarkenton for sixth on the NFL's all-time list for touchdown passes. Only Peyton Manning, Brett Favre, Tom Brady, Drew Brees and Dan Marino have more. Rivers ranks in the NFL's all-time top four for passer rating, yards per attempt and adjusted yards per attempt among the 26 quarterbacks with at least 5,000 career pass attempts.

Yet there is no stat representing what Rivers enjoys most about the games themselves, and what makes him so fun for opponents to play against. The tactical battles with opposing players and coaches bring special pleasure to those competing at the highest level. Especially Rivers.

"No question," said Rivers, now in his 15th season. "Beyond the camaraderie and being with the guys, my favorite part is the game within the game."

So the next time you see an exultant Rivers running along the opponent's sideline after a big play -- a "flyby," as one opposing coach put it -- remember that there's probably a reason deeper than the play's result itself. Rivers probably won the game within the game as well.

### **'Watch the screen! Watch the screen!'**

Back to that 2016 Dolphins-Chargers game in San Diego. Fourth quarter, tie score, Chargers ball, first-and-10 from the Miami 42. Game clock at 1:21 and rolling, play clock at 14 seconds. One timeout left for the Chargers.

Rivers, leaning forward in a ready position from the shotgun formation, will soon be heard making a "Mickey" call that has been a staple of his pre-snap audible game.

"Easy, easy," the broadcast audio reveals Rivers enunciating.

Rivers' teammates now know to expect the snap soon, and to listen for last-second changes. The play clock is down to 12 seconds now.

"Easy, easy ... EASY, EASY," Rivers repeats with growing urgency.

"Mickey easy," Rivers says abruptly.

The quarterback is the only one speaking, but that is about to change.

"Mickey Phil! Mickey Phil!" Rivers shouts, and now it's on.

Linebacker Jelani Jenkins reacts as though he has just caught Rivers exiting the Dolphins' team hotel with their defensive game plan in a briefcase. Jenkins jumps up and down, arm raised in a desperate attempt to alert his teammates before the snap.

"Hey, watch the screen!" Jenkins screams from his position outside the offensive right tackle, maybe 7 yards away from Rivers and well within the quarterback's line of sight.

"Watch the screen! Watch the screen!"

Chaos has replaced the calm before the snap. Rivers' voice has ceded to a cacophony. Two seconds remain on the play clock. The moment of truth is near.

Rivers burns the Chargers' final timeout. He walks to the sideline knowing this battle was lost. The Dolphins were wise to the audible. One of their linebackers at the time, Donald Butler, had spent the previous five seasons with the Chargers, so he had heard all the calls from Rivers: Tiger, Mickey, Massachusetts, Chocolate ...

Both teams changed their playcalls during the timeout. Things couldn't have worked out better

for the Dolphins. On the very next play, linebacker Kiko Alonso dropped into coverage and gathered Rivers' pass for a pick-six interception. This Week 10 game was all but over, but the game within the game was only beginning.

### **'You won't get Philip Rivers twice'**

Rivers would exact some revenge when the teams played again in Week 2 of the 2017 season. The score was 3-3 in the second quarter of the rematch when Rivers, drawing upon the screen call that Jenkins sniffed out in the previous season, convinced the Dolphins he was audibling to another screen, just like last time.

"We went through the same verbiage, signaled and everything," Rivers said.

Two Miami defenders swarmed to cover a potential receiver screen at the snap, blanketing Travis Benjamin just outside the yard-line numbers. Alonso raced toward Benjamin as well. The hook was set. By the time Alonso realized his mistake, reversed course and sprinted into coverage on Keenan Allen, the receiver was 4 yards behind him and pulling away. Rivers fired a strike to Allen up the seam for a 24-yard gain to the Miami 4-yard line.

"I will never forget," said Burke, the Dolphins' defensive coordinator. "We are like, 'Watch the screen!' He hits the screen-and-go on us and does the little flyby on the sideline and it was just like, honestly, I think he relished winning that mental battle, tricking us, as much as he enjoyed having a 30-yard completion on us or whatever it was."

The Chargers would get a touchdown out of the drive.

"You won't get Philip Rivers twice," Denver Broncos coach Vance Joseph said. "He is the son of a coach and he gets it. We got him one time years ago with this pressure off the slot. The next time we played him, we ran the same pressure and the only tell was how the front was aligned. Philip checked to a screen in the slot and got a touchdown. A lot of quarterbacks, when they win, they don't even know why they beat you. Philip knows why he beat you."

### **'Guys just relish those moments'**

Burke has a bachelor's degree in psychology from Dartmouth and a master's in education from Boston College, so we might expect him to relish these mental battles as well. He said Rivers is particularly skilled at using every available second on the play clock, knowing that the defense will usually panic before Rivers ever does.

When Burke was linebackers coach with Cincinnati in 2015, the Bengals' Vincent Rey, a Duke graduate who also embraces the mental side of the game, spent all week reminding himself what coaches had been telling him: not to let Rivers goad him into declaring the defense's alignment too long before the snap. Like Peyton Manning, Rivers can be especially dramatic at the line of scrimmage. Is he changing the play or just messing?

A big test arrived on a third-and-6 in the fourth quarter. Rivers unleashed a triple cadence with an early leg lift. Was the snap imminent? Rey resisted the temptation to adjust the defensive front to the Bengals' preferred alignment. Who

would blink first? As the play clock wound down, Rivers was the one who appeared out of sorts, clapping his hands feverishly to initiate the snap. The Bengals got a sack out of the play.

"Vinny was just so excited that he was able to outlast him and hold it down where Philip was clapping and trying to get the snap," Burke said. "We get the sack and Vinny goes crazy on the sideline, running over, 'I got him! I got him!' Guys just relish those moments."

### **'I'm about to die a slow death'**

Recently retired 11-year NFL linebacker Paul Posluszny compared the feeling to a slow death -- that moment before the ball is snapped when the defender knows the veteran quarterback across the line of scrimmage has solved the puzzle and placed the most vulnerable defender in his crosshairs.

Posluszny experienced one of those moments during a 2016 game between his Jacksonville Jaguars and Rivers' Chargers.

"We are in a zone pressure and Philip sees it based off our alignment, how the safeties are down, very small details like that -- details that him and Brady can pick up, but so few others can," Posluszny said.

The tight shot of the quarterback's face moments before the snap can be the analytical TV viewer's enemy, hiding the shifts and motions that dictate the action when play begins. In this case, the camera captured Rivers' eyes locking in on his unshown prey -- Posluszny -- like a hawk spotting a bunny in a meadow. There was no secret what play Rivers was checking into.

The Chargers' Benjamin, 175 pounds and the owner of a 4.36-second time in the 40-yard dash, aligned as the No. 3 receiver -- directly across from a certain 232-pound former Butkus Award winner.

"He starts making his checks, looks at me and makes sure nothing changes on my side," Posluszny said. "I said, 'He's coming at me. I'm about to die a slow death.'"

Rivers' pass to Benjamin gained 43 yards.

"Even if you have a super-sharp Mike linebacker like Luke Kuechly and Philip is making his check, you need to be so instantaneous to counteract that," Posluszny said. "There is not enough time to communicate it across the board unless you go to something that is so, so simple -- your base defense, Day 1 install."

Even then, it can be difficult to communicate the changes to cornerbacks who are locked into their matchups on the perimeter.

"Against other quarterbacks, maybe younger ones that don't have the command of the offense or the ability to make that check, we're fine," Posluszny said. "We are bringing a zone pressure, pressure is going to get home, plenty of time for me. But Philip sees that right away, gets the ball off in time, knows where the pressure is coming from, knows where he needs to move in the pocket for that extra split second to give him time to get the throw off. It's uncanny."

### **'He got it word-for-word, actually'**

The Chargers and Seattle Seahawks played an epic game in the September heat of San Diego

back in 2014, when Seattle was the defending Super Bowl champion. With the on-field temperature reaching 120 degrees at kickoff, Rivers completed 28 of 37 passes for 284 yards and three touchdowns with no interceptions as the Chargers won 30-21 -- one of only three times a Seahawks opponent reached 30 points from 2012 to 2014, a span of 48 games.

This game surely must have featured some advanced gamesmanship, but when I asked Seattle's Bobby Wagner for his favorite Rivers story, the All-Pro middle linebacker reached back days, not years.

"This preseason, we were running a blitz against him, we walked to the line of scrimmage and he called out our blitz," Wagner said. "He couldn't check it, so he called timeout. And he walked up and he was like, 'Y'all running such-and-such, huh?' I was like, 'Nah,' but I was thinking, 'Dang, he got it word-for-word, actually.' You see a guy at that age still putting in the work, it is impressive and inspiring."

### Lessons from 19 games vs. Rivers

Derrick Johnson faced Rivers 19 times when the linebacker played for the Kansas City Chiefs, and he'll add to the total this season after signing with the Oakland Raiders. The 14th-year veteran called Rivers a master of looking off defenders, especially when tight end Antonio Gates was involved.

"That used to kill me -- I hated it," Johnson said. "Most quarterbacks, you go through a progression. He is like, 'Nope, I am going to hold you here.' He holds in the middle for a couple seconds, then keeps his shoulders right at Gates in the middle, and then he throws it outside the hash to somebody else on a curl route or some in-breaking route or even a running back on the outside."

Johnson echoed the Dolphins' Burke when he said sometimes teams will make borderline random defensive calls just to make it impossible for Rivers to decipher them.

"His knowledge of the game is out the roof, his passion for the game is unbelievable -- just a very fun guy to play against," said Johnson, who has a 9-10 career record in those 19 matchups against Rivers. "He talks a little noise. He is jawing back at you -- not cussing, but talking trash. And after the play, he is laughing with you at times."

For example?

"Honestly, he has gotten me more times than I've gotten him, but one time he was in the shotgun, there was only one linebacker in the box [Johnson] and he was checking to a run," Johnson said.

It could have been one of those slow-death experiences Posluszny described, but Johnson adjusted his alignment just enough to get a piece of the running back. What became a forgettable 2-yard run for everyone else is a lasting memory for the linebacker involved. That's the game within the game.

"If you see the film, you are saying, 'My goodness, if I didn't move over, 40-yard touchdown right there,'" Johnson said. "Right after I hit the guy, Philip Rivers said, 'Oh my goodness, you should have seen that play. That was a touchdown!'"

### 'There is nothing like it'

In a time of relative tumult for the NFL off the field, Rivers is a weekly reminder that the game itself can be as fun and rewarding as ever. On the field, in the moment, the emotion that animates Rivers' competitive streak has endured through nearly 200 consecutive starts and even a franchise relocation to Los Angeles.

"Philip loves the game and he loves to compete and you can tell," retired Chargers center Nick Hardwick said, "but deep down, the essence of his enjoyment on game day comes through his preparation that ends up paying off, where it was almost an 'I got you' or 'I knew it' moment, where the film matches up with the playbook, with the practice study, with what he sees in the game. That fist bump that you do after it all comes together, there is nothing like it."

It's a feeling Rivers hopes to enjoy in Week 3 when he faces a highly ranked Rams defense featuring former AFC West adversaries Wade Phillips, Marcus Peters and Aqib Talib. There are danger signs. Peters picked off Rivers four times while with Kansas City, tied for the most interceptions off Rivers by a single player. Talib has one pick in eight matchups between the two.

We'll know that game's winner Sunday.

As for finding out who won the games within the game? That could take a while.

## Philip Rivers Renewed: At 36, Chargers QB Sees a Prime Chance to Seal His Legacy

*By Dan Pompei  
Bleacher Report  
September 20, 2018*

COSTA MESA, Calif. — Such an interesting ball cap.

Worn and weathered, it undoubtedly has been around the Chargers longer than most of their players and coaches. Once it was deep black; now it's faded and splotted with gray. If hats could talk, it could tell some stories.

Written across the front of it is a Latin phrase. It translates to, "Now I begin."

A few years back, this was the Chargers' motto. It was on the wall of their locker room and on the chests of their players.

A priest friend of Philip Rivers introduced the idea to him long ago, and he has carried it with him since, as a quarterback and as a man. "It's a never-ending beginning," says Rivers, who wears the hat throughout his days. "You are always beginning again and again and again."

If he has just thrown a touchdown pass, he begins again, working toward the next one on the sidelines. If he has just lost a heartbreaking game, he begins again, studying the next week's opponent.

He is in his 15th NFL season, with 51,028 passing yards behind him and nowhere near as many in front of him, but he begins again, to be his best, like he did when he was a rookie. Most people would consider this stage of Rivers' career a closure. Not Rivers.

As he prepares to match passes with young Rams quarterback Jared Goff in a battle for Los Angeles on Sunday, the concept of beginning again has never resonated more with Rivers.

"Nunc coepi," Rivers says, mixing Alabama drawl with the classical language. "I must begin again."

Beginning again isn't always easy.

It wasn't easy in 2010. After a 13-3 regular-season record, the Chargers lost 17-14 to the Jets in the first round of the playoffs at home when Nate Kaeding missed three field-goal attempts.

It wasn't easy after losing in the divisional round of the playoffs in 2007 to the Patriots. The Chargers were the top seed in the AFC after finishing the regular season 14-2. They were loaded with 11 Pro Bowlers, including the NFL's Most Valuable Player, LaDainian Tomlinson. They led for most of the game until Tom Brady led a surge that gave the Patriots a three-point lead with 1:10 left. Rivers brought the Chargers to the 36-yard line, but Kaeding missed a 54-yard field-goal attempt. The Chargers lost 24-21.

It wasn't easy in 2008 after losing the AFC Championship Game. Rivers tore his ACL in the divisional playoff game and had a hush-hush arthroscopic surgery between games. He put a brace on his leg and went out and threw 37 passes, leading a team of wounded warriors in one of the most courageous performances in NFL history. The Chargers scored only four field goals in a 21-12 loss to Brady's Patriots.

"Who in their right mind would be able to do what he did in that game?" says former teammate Eric Weddle, one of his best friends in football. "It tells you how much he loves the game. I don't know that I've ever been around a teammate who loves the game as much as he does."

Ask Rivers what he is most proud of in his career, and he will tell you it is that he has not missed a single start since he replaced Drew Brees as the Chargers' starter in 2006, his third season. It has been a most difficult achievement. "Sometimes his ribs would pop out the day of the game or the day before, and he'd be in the most excruciating pain," Weddle says. "He couldn't move. But he'd get it shot up and play."

The NFL record Rivers most reveres belongs to Brett Favre: 297 straight starts. With 194 straight, Rivers is fourth all-time. If he keeps it going, he will move into second place on the list next September. But with much more sand in the bottom half of his hourglass than the top, Rivers concedes the crown will remain Favre's.

Favre is one of eight quarterbacks who have thrown for more yards than Rivers. Peyton Manning's record of 71,940 yards is more than 20,000 yards away. Rivers concedes that record is out of reach as well, especially with active quarterbacks Brees, Brady, Eli Manning and Ben Roethlisberger also ahead of him.

One thing that he does not concede is out of reach is a Super Bowl ring. All the most transcendent quarterbacks of Rivers' era—Brady, Brees, Favre, both Mannings, Aaron Rodgers, Roethlisberger, Kurt Warner and Russell Wilson—have at least one. It is the only thing missing from Rivers' bio. And as the years pass, that blank space seems to get bigger and bigger.

"It's something we talk about," says Chargers tight end Antonio Gates.

Rivers and Gates have been teammates Rivers' entire career. Gates joined the Chargers one year before Rivers and refers to Rivers as "my baby."

"It would be the stamp on his career and the stamp on my career," Gates says. "When you think about all the greats who played for a long time, you think about the ones who won a Super Bowl ring. That's why you see the fire in him. That's why you see the competitive edge and the drive he has, because that's something he still needs to fulfill."

Rivers will tell you a career is about more than a Super Bowl, though. He points to the teammates he has touched and been touched by: Gates, Weddle, Tomlinson, Kellen Clemens, Malcom Floyd, Nick Hardwick, Jacob Hester and Danny Woodhead. He will tell you he knows he has given his all, so he has nothing to regret.

He does, however, wonder how many more real chances he will have.

"It doesn't eat at me," he says. "As a competitor, it drives you. It's hard to say this without someone saying, 'Golly, he doesn't care that much.' I want to win a championship for our team, for our organization. I want us to win one bad. But do I lose sleep over it? Or would I be miserable one day if I never did it? The answer is no."

Rivers has no scars from the 2006, 2007 and 2009 seasons. He doesn't curse his luck.

He just begins. Again.

"We've had some missed opportunities when we didn't get it done when we should have," Rivers says. "But each and every year, you start new on a climb to try to get to the mountaintop. You push forward and begin again."

Rivers has never attended a Super Bowl. He hopes his first will be as a participant—in Atlanta next February.

There are those who will tell you he has an excellent chance. Analysts Dan Patrick, James Jones and Tomlinson were among many who picked the Chargers to make it to Atlanta. As of Monday, the Chargers had the ninth-best chance of winning the Super Bowl at +2000, per OddsShark.

"Shoot, I think we have a heck of an opportunity," Rivers says. "We got a chance. I like where our team is at."

He likes where he is at, too. In his past nine games, going back to last season, Rivers has a 109.6 passer rating. He has averaged 325.8 passing yards and 13.1 yards per completion in those games. He didn't throw an interception in seven of the nine games.

He will be 37 in December—an age when many quarterbacks are in a state of deterioration. But if he is declining in any way, he's hiding it well. "It doesn't seem like he's aging," Chargers offensive coordinator Ken Whisenhunt says.

Rivers' age may be showing in his demeanor more than in his abilities. He still is one of the more fiery and demonstrative quarterbacks on any given Sunday, but he has more forbearance

these days. "I definitely have calmed down," he says. "The emotions have been a little tempered."

More than ever, Rivers seems like he belongs to a previous generation of players. There really isn't anyone like him in his locker room, or even in the league. He uses the word "golly." He has been vocal about his Catholic faith and belief in natural family planning (he and wife Tiffany, his high school sweetheart, have eight children, and he says more are in the plans). His wardrobe would fit in better at a square dance than at a team party.

"He has the worst fashion ever," Weddle says, laughing. "His bolo tie and the old grandpa jacket that probably cost \$75. He never buys anything new other than maybe some cowboy boots. That's him. He's not into pleasing people by the way he looks. I respect that."

He looks best when it matters. When he's wearing navy, gold and white, or powder blue, gold and white, depending on the Sunday.

In the autumn of his career, Rivers isn't fighting time. He's going along with it. And he seems to be his best version of himself. "The last half of last year and the beginning of this year, there has been a steadiness, a calmness," he says. "I feel like I'm seeing things good. I'm in a good place mentally with the offense and with what we're trying to get done."

Whisenhunt's offense flatters Rivers, as it once did Warner. And the players around Rivers are bringing out his best.

Rivers has had outstanding skill position players around him before. But he believes he has more useful weapons now than ever.

"When you talk about the skill guys, there's so many," he says. "We have the speed of Travis [Benjamin] and Tyrell [Williams]. Big Mike [Williams] is coming along, doing a nice job. Keenan [Allen], look at the player he has turned into, one of the top guys in the league. We have the tight ends with Gates back in the fold and Virgil Green. The backs Austin [Ekeler] and Melvin [Gordon] complement each other so well. They're both very good runners, but they're great at catching the ball out of the backfield."

"It's such a dynamic group and a versatile group. Who knows who it's going to be any week? They can't just key in on Keenan, or key in on Melvin. That's what makes us dangerous."

If Rivers is better than ever—and so far in 2018, he has career highs in yards per game (340.0), completion percentage (73.1) and rating (119.6), with six touchdowns and only one interception—those players will have something to do with it.

"We have guys who can do multiple things for him," Whisenhunt says. "That allows him to do a lot of different things, which is right in his wheelhouse because he can process and handle all of those things. So I don't think he has been pressing to feel he has to make the play. He knows if this guy is not here, he's got this guy, or he's got that guy."

That's why Rivers feels so good this September.

Gates had been thinking that 2017 would be his last NFL season. The Chargers told him they were moving on. But Rivers texted him throughout the offseason and camp when he

was sitting it out, asking him when he was coming back. Finally, he showed up the week before the season began.

He and Rivers wanted to begin again, together. "We have a chance," Gates says. "Let's make the most of it. You never know when it's your last chance. That's how I feel. And that's how he feels."

Somewhere, there is a high school football field. Maybe it's in Alabama, near Rivers' high school. Maybe it's in Southern California.

It's waiting for Rivers. It's calling him.

He has not pinpointed when he will walk away from the NFL, but within five years, he plans on being on that field with a whistle around his neck.

Rivers' oldest son, 10-year-old Gunner, is in fourth grade. He throws the ball with the same motion as his father.

It is Rivers' intent to be Gunner's coach when Gunner gets to high school. "That will give you a range right there," he says in answer to the question about how much longer he will play.

Weddle believes his friend is as excited about coaching high school as he is about playing. Rivers just says: "Brady and those guys keep talking about playing until they are 45. You don't have to worry about me being there then. I can tell you that for sure. I don't want to shut it down too early. But I'm also not into trying to go until it's too late."

Other than Gates, all of his teammates who were contemporaries are gone, most having moved to the next phases of their lives. Even his team has moved, from San Diego to L.A.

When the Chargers headed north last year, Rivers chose to remain in San Diego and commute. He is driven more than an hour each way in a \$200,000 SUV/mobile office equipped with a 40-inch screen, satellite television, Wi-Fi and a refrigerator. It's one of the many ways things have changed over time.

Rivers doesn't have to be reminded that the pages of his life are turning faster than ever. His oldest daughter, Halle, is 16. Some of the quarterbacks he's opposing are much closer to her age than his. This season he's already gone against Patrick Mahomes and Josh Allen, both 22, and admired their young arms.

Other next-gen QBs he is scheduled to oppose this year are Goff (23), Jimmy Garoppolo (26), Derek Carr (27), Marcus Mariota (24) and maybe Baker Mayfield (23) and Josh Rosen (21) if they get promotions.

"I don't know that I see it as a changing of the guard," he says. "There are still a lot of us older guys that have some time left. But [Goff] is one of a bunch of young guys that are gonna be around a long time, well after I'm gone." They're just beginning their careers. Rivers is beginning again. But this beginning is special to him.

"I like to think I haven't taken any of it for granted," he says. "But when you are on this backstretch, I've tried to appreciate it more, be more aware. The practice days, the walkthroughs, the bus rides—all those things you can't come back to. When you are getting into Year 15, you think about it. This thing is

going to come to an end at some point. I think I am more grateful daily."

There is more at stake for Rivers now than a Lombardi Trophy. There also is the matter of how he will be remembered.

If he wins a Super Bowl late in his career, will he ascend to the level of John Elway in our mind's eye?

If he peters out, will he be thought of as Ken Anderson, a player with flashy statistics who many think was a cut below some others from his generation?

Perhaps the player Rivers will forever be most compared to is Eli Manning, whom the Chargers traded to the Giants for Rivers and two draft picks. Rivers' career has been better than Manning's by many measures, but not by one important one: Manning has two Super Bowl rings.

Quarterbacks are judged by rings. Rivers understands. "It comes with the position," he says. "Head coach and quarterback have a record attached to them. And I have always felt a great responsibility to help lead our team to win games, the division and ultimately the Super Bowl. We haven't been able to accomplish the latter yet. Gonna keep pushing like crazy to get to the mountaintop."

With a Super Bowl ring, Rivers would be a cinch for the Pro Football Hall of Fame. Without one, whether he has done enough is debatable. When Rivers was a boy, he had posters on his wall of Elway, Favre, Troy Aikman, Peyton Manning, Dan Marino and Joe Montana. It would mean something for him to stand on a stage with them, wearing matching jackets. But it would not mean everything.

"I've always watched the Hall of Fame speeches," he says. "Thought about what I would talk about if I ever was up there. But I don't wake up in the morning thinking about wanting to be in the Hall of Fame. I really don't."

He is unencumbered by the weight of what we will think. He has thoughts of his own.

This is how Rivers wants to be remembered: "A guy that played with great passion, could be depended on...was a good teammate...and that would compete 'til the end no matter what the situation," he says.

That's all.

And with that, he is off to replace his ball cap with a helmet, to begin again.

## The Mind of Philip Rivers: Explaining the Game Within the Game

By Andy Benoist  
*Sports Illustrated*  
June 21, 2018

COSTA MESA, Calif. — Philip Rivers gets out of his chair and starts gesticulating wildly, like he's at the line of scrimmage with the play clock ticking down. We're watching film on my iPad in a lounge outside the Chargers' locker room, and this isn't the first time he's vacated his seat, enthusiasm taking over.

"It's the game within the game that makes it so awesome," he says. "To me, the most fun games are where we get in the no-huddle, we get in kind of a groove and the defense has a Mike linebacker who can go no-huddle with you."

"I remember going against Sean Lee, and it was that. It was that. I checked and he would check. And it was, 'Golly! Hey, reload that.' And he would try to get to something else. That was fun. There's that back and forth and, 'Gosh, you got me here, but now I got you.' I thought he was getting to this, but he got to that.' Those types of games, when there's a guy over there who's in the same mold preparation-wise, study-wise, that's the most fun"

Rivers is in arguably the best position of his career. He's shown no sign of physical decline entering Year 15, when he'll be leading a rising Chargers team that many are picking to win the AFC West. People inside the organization say his passion and football mind are the most impressive they've ever seen, and people outside say that's why he should be regarded as at least the second best QB from that vaunted 2004 class.

We bring up a play from that game against the Cowboys, Thanksgiving 2017. It was the day's fourth snap—well before the no-huddle cat-and-mouse game ensued.

"We're running scissors with [Keenan Allen and Travis Benjamin], which is pretty simple. Dallas played a 2-high coverage with both Quarters and Cover-2 principles. Safety [Jeff Heath's] width suggested we could get Travis over the top on this thing. It was Thanksgiving so we didn't have much time to prepare. But we did talk about whether we might get this coverage. We'd get Travis running right down the middle."

"So, when we lined up, we bring in [running back] Austin Ekeler, it's kinda starting to take shape. I'm going, 'Goodness, gracious, that safety and cornerback, they're communicating. Boy, maybe we're gonna have Travis over the top of this thing.'"

"Because of that, I didn't really hate [getting flushed from the pocket and] having to move right. Certain times you go, 'Gosh, I'm gonna have to sit in here if I wanna throw to Travis on, say, a corner route.' But in this instance it's like, 'Alright, I'm gonna move with it. I think I'm gonna get it.'"

Often with Rivers, a play like this is just a byproduct of presnap preparation.

"First thing, and it's really one of my favorite things, is the protection part. Who everybody is blocking and where the pressure is coming from. Because if we can't get the ball off, it doesn't matter what you're doing out here. There wasn't a lot to this particular one." With only three defensive linemen on the field, "we had to decide, 'How do we want to treat this? Do you treat this like four downlinemen or like four downlinemen? [That decision] totally changes your calling, changes where you're zoning and where your man-blocking side and all that stuff is. So here, I go 'Oh shoot', if [LB No. 57, Damien Wilson] had No. 92 on his jersey, we wouldn't be having to communicate so much, right? (He'd just look like one of four downlinemen—pretty simple.) "But instead we had to make the call, 'Hey, 57 is down.'"

Then Rivers called running back Austin Ekeler into the formation so he could chip-block stud defensive end DeMarcus Lawrence.

I ask Rivers if a chip-block must always be built into the play as an option, or if he can just call for it once he sees things at the line of scrimmage.

"Oh, sure, you can call it yourself. I can say 'Hey, chip him and run your sneak route.' Or I may tell the tight end, 'Hey, give that defensive end a little bit on your way out.'"

It works because that tight end or running back is usually the checkdown option. It's O.K. if a checkdown receiver waits an extra second before releasing into his route because those routes only travel a short distance and don't often occur on a strict timing-and-rhythm schedule.

This understanding is part of why Rivers, along with Tom Brady, is the best checkdown passer in the NFL. That might seem small, but it's not. Checkdowns turn incompletions into gains—and sometimes substantial games.

"[Former coaches of Rivers] Cam Cameron and Norv Turner coached the heck out of that," says Rivers. "Both of them liked deep shots and chunk plays, but they always said, 'Tailback! Don't forget your tailback. Tailback!' That was ingrained in me early. It's a short throw, long run a lot of times."

"We played Baltimore a few years ago. Elvis Dumervil was there. We got to a point in the game where [running back] Danny Woodhead just made sure he was on Dumervil's side wherever he was."

"It was funny. One time, Danny came over and Dumervil went to the other side. So Danny follows him back over to that side. Dumervil says to me, 'Can I just get one?' I said, 'No, all day you're gonna get chipped!'"

For the next play, we pull up another long completion against a two-deep safety look: Keenan Allen's 50-yard catch near the end of the Week 4 Eagles game.

"Keenan's so good at these in-cuts," Rivers says. "It's just a high-low. Hunter Henry's sitting here to [occupy linebacker Jordan Hicks], then we have the shallow route coming underneath Hicks. "My eyes go on 23 [safety Rodney McLeod]. Is he gonna slough off here and make me throw the shallow route to Tyrell Williams? Or is he just driving on the in-breaking route? If he drives, you think, 'All right, I got room to lay this around him.'"

McLeod leaves his zone and drives so hard on Henry's route that he practically busts the coverage. Rivers waits and hits Allen on the wide-open in-breaker. "I like to complete these in-routes out wider than this normally. Because you're not quite sure what you got back in the secondary."

It looked like Quarters coverage (aka Cover 4), with each defensive back taking a fourth of the field, but McLeod's aggression suggests it may have been something else.

"So it's funny you say that because this coverage has gotten more popular in the last four or five years," Rivers explains. "We would call this 9-Buzz. For us, 9 means Cover 3 to the weak side." In other words, it starts out looking like Cover 4, with both safeties deep. But when the safety on



the side away from the tight end rotates down, it becomes Cover 9.

"This coverage is coming in, a lot of teams are playing it," Rivers says. "Kansas City plays it, our guys play it. And it does have a Cover 4 element to it, especially if you run three vertical routes, because then McLeod is gonna stay deep to defend that. By moving, he's kind of that buzz safety as we call him. He kind of becomes a robber in there."

For the last play, I ask Rivers to choose between a deep completion to Tyrell Williams from earlier in the Eagles game or his red zone interception to safety Darian Thompson in Week 5 against the Giants.

"Oh, yeah. I threw it right to him," Rivers says. "Let's do that one."

We pull it up.

"So this is Cover 4. Going into the game we knew that they do that and it was just a matter of executing."

"We have to be aware of the backside safety [Landon Collins]. As the X-receiver [Tyrell Williams] is running the shallow, that safety now has no threat vertically. So now this safety knows, 'Gosh, I gotta help on Antonio Gates down the middle.' Whereas let's say Tyrell's running a corner route, that would hold Collins a little more. [Which means] Thompson may have to be a little more occupied by the tight end who's caught 112 career touchdowns." Rivers points to Gates and smiles. "But Thompson feels his buddy Collins coming to get Gates, so Thompson can now fall off and take Keenan Allen."

I thought maybe the linebacker carrying Gates down the middle is what freed up Thompson. "Yes, he's carrying him, but he's dead to me," Rivers says. "This Mike linebacker's dead."

You would be comfortable throwing to Gates even with that linebacker smothering him?

"Oh, yeah. Oh, yeah. High and around in the back end zone. You like your chances on that."

We see Rivers throw for Allen and Thompson intercept it.

"This is just lack of execution on my part. Right now, I should be throwing to Williams. And this is the sort of thing we talk about; after the game, [offensive coordinator] Ken Whisenhunt and Shane Steichen, our quarterback coach, we said to each other, 'We should know when the backside safety is going to push over to help inside,' and we did know." To prevent Collins from helping over the middle, the Chargers could have kept Williams on some sort of vertical route on Collins's side of the field.

In Rivers's mind, Collins's tendency to help inside is as much about Collins as it is the Giants' scheme. "More than 'Oh, that's Cover 4 and that's 9-Buzz, or that's that,' it's about, 'How does this guy play it?"

"It's attacking specific opponents and getting a feel for their body language and their movements. Because some people will tell you 'Well, that concept wouldn't be good versus that coverage.' But you go, 'Yeah, but it's going to be good versus this GUY.' Because we know what he's seen, and he knows how we do it. So, gosh,

let's set him up. Let's invite him to think, 'Here this comes. They really think they're gonna be able to throw this in here?'" Rivers smiles again. "We want you to think that."

## Rayshawn Jenkins is not angry, and that is some kind of wonderful

By Jeff Pearlman  
The Athletic  
August 14, 2018

COSTA MESA, Calif.—When Rayshawn Jenkins was 12, he liked to walk house to house near his family's home in St. Petersburg, Fla., knock and see if anyone answered. Then, if no one did, he would lift back his leg and—BAM!—kick the door in. Young Rayshawn wasn't seeking out food or money. He wasn't trying to take someone's DVDs or CDs. He just thought it was fun. So he'd smash a door, move on to the next house, knock, smash that door. On and on.

Rayshawn also enjoyed lighting cherry bombs and throwing them through the open windows of the homes of people he didn't know. The explosions were electrifying. The screams were reaffirming. He equally dug coming up behind a stranger and smashing him (or her) in the back of the skull with an egg. Because, hey, who doesn't relish smashing people in the skull with eggs?

Mostly, Rayshawn liked fighting. No, he loved fighting. In the James Park Apartments where he grew up on the city's crime-infested south side, throwing punches was akin to breathing and walking. He'd wake every morning wondering, literally, "Who will I hit today?" And a solid 60 percent of the time, thoughts became reality.

Rayshawn punched tall kids. Short kids. Older kids. Younger kids. Bullies. Once, he ran home from a nearby basketball court to tell his mother, Terry Byrd, that two of his siblings were involved in a fight. Without so much as flinching, Terry — enraged that her boy dashed from violence — slipped on her sneakers and marched.

Rayshawn back to the scene. She stepped into the middle of a circle of onlookers and said, calmly but with purpose, "This is my son. He'll fight anyone here."

Rayshawn was 12 and smallish. An older kid, 13 or 14, walked to the center, fists up.

"He was much bigger," says Rayshawn. "I destroyed him."

If all this seems unusual or abnormal to you, it doesn't to Rayshawn Jenkins. Even now, sitting on the Los Angeles Chargers' practice field on a recent sunny afternoon in Southern California, the second-year free safety — as gracious and accommodating as any professional athlete you might encounter — looks dumbfounded when I mention that neither my dad nor mom ever beat the living shit out of me.

"Not with a belt?" he asks.

No.

"A paddle?"

No.

"Damn," he says.

"Damn."

This is not the Rayshawn Jenkins story that's supposed to be written.

That Rayshawn Jenkins story — the one repeatedly spun during his five years at the University of Miami, and now as a professional — is the simple-yet-fun saga of a successful football player with 17 (yes, seventeen) brothers and sisters. And, in the name of writer-reader transparency, it's the reason I initially came to Chargers camp two weeks ago, to talk to Los Angeles' gregarious defensive back about being raised in some sort of Brady Bunch carnival mirror. So I sat down across from Rayshawn and opened with, "Can you name all of your siblings in age order?"

"Of course," he replied, still wearing a blue jersey with No. 25 in white letters. Then, after a slight pause and a sip of water from a black bottle — "There's Shomira, Charles, Ashanti, Chaniece, Arkeith, me, Charlisha, Elise, Keyon, Shay, Jontae, Alexus, Jaleyah, Kevary, Ronald, Soraya, Caira and ... and .... um ... eh ... ah ... Camora! Yes, Camora!"

The stuff was irresistible, and it would be easy for a scribe to smile, nod, follow with two or three more questions ("What's your wackiest memory?"), then transition to Philip Rivers or Joey Bosa or Jenkins' development as he approaches his sophomore season with the Chargers. That's pretty much what we do in 2018 — quick tales, neatly wrapped and ribboned into tweets. That's also how the NFL likes it. No mess. Just shiny helmets and smiling faces and big men signing autographs for their loyal, decked-out-in-\$40-team-T-shirt fans.

Only Rayshawn Jenkins' rags-to-riches story is messy. It's not the cute and snuggly saga of a boy growing up with his siblings in bunk beds, dressing as Warrick

Dunn for Halloween and gathering around the Christmas tree to sing "Jingle Bells" as presents are passed from adult to child.

No.

Rayshawn Sharodd Jenkins was born on Jan. 25, 1994, at Bayfront Health St. Petersburg, a stone's throw from his parents' small home on Eighth Avenue. At the time, Charles Jenkins and Terry Byrd were living together — a young, unstable, sorta-kinda-not-really-in-love couple (he was 21, she was 20) who met a few years earlier at a nightclub. Charles arrived in the relationship with three children (son Charles, daughters Ashanti and Chaniece), and Terry already had a 2-year-old daughter, Shomira. Together, they produced a son, Arkeith, a year before Rayshawn arrived. "Look, I come from a big family," says Charles, who worked as a cook at a nearby Howard Johnson's. "My mom had three kids, my dad had nine kids. It's just how it went."

The product of an African-American father and Native American mother, Terry was known for walking here to there and there to here with a pronounced chip on her shoulder. At 5-foot-7 and 212 pounds, she was a stout woman with a murderous scowl, piercing brown eyes and a hair-trigger temper. She said little but emitted a warning that silently screamed Step off. One knew not to fuck with Terry Byrd. One knew not to think of fucking with Terry Byrd. "Never," says Rayshawn. "It wouldn't end well."

Nine months after Rayshawn's birth, Terry was arrested and charged with aggravated assault with a weapon. She did no jail time, had another child with Charles (daughter Charalisa), then was sentenced to three years at the Jefferson Correctional Institution following a 1996 arrest for aggravated battery with a deadly weapon. Though Terry declined to speak with The Athletic, her family members confirm the arrest had to do with stabbing someone with a knife. "She's crazy," says Charles.

"I've got like four cuts on me from her."

Terry delivered the couple's fourth child, a girl named Elise, as inmate No. 548169. During the incarceration, Rayshawn's parents ended their relationship, and the children split their time living with their father and an aunt and uncle. Then, when Terry was released on March 3, 1999, they moved with her to a small unit within James Park, a Section 8 community of approximately 150 apartments that was overrun by drugs and violence. She found a job doing telemarketing, and her five children, well ...

"We lived unusual lives," says Elise.

According to Rayshawn, he and his siblings slept on the floor and survived largely on a diet of hot dogs, instant ramen and macaroni and cheese. He insists that Terry wasn't a purposefully bad mother, rather a young and immature woman on her own trying to steer her children through a rough-and-tumble world. "Mom," he insists, "did what she knew." That's why, he says, she would regularly punch, kick and whip her offspring. Elise says her mother gave her "at least" six black eyes.

Charalisa says she still has blank patches on her scalp from the swaths of hair Terry ripped out in moments of rage. In certain circumstances, Terry would have her children lie down, then — in shoes — stand on top of them. To inflict pain. "I don't care what words people rely on," says Charalisa. "It wasn't tough love. It was child abuse." Rayshawn says his mother would use one of three items to batter him and his brother and sisters — a switch, a broom or an extension cord. (Charalisa adds that, on occasion, she would also utilize the plastic rod from the window blinds.) "It wasn't like we could make the choice," he says. "She decided."

If Terry found out Rayshawn misbehaved, she liked to — he recalls — wait it out. He might come home from school, tiptoeing through the front door in anticipation of viciousness. Instead, haunting silence. Inevitably, after a few hours passed, he would slip into the bathroom for an evening shower. "Midway through Mom comes in, holding the extension cord," he says. "She's in there with the cord. You're wet, completely naked, and she's swinging away. It hurts so much more. And your skin is breaking. And she's hitting you hard."

One might think these stories are told through tears or gritted teeth. They are not. As he speaks, Rayshawn is laughing, giggling. So is Elise, now 21 and an amateur boxer. It's sort of weird and sort of confusing, and neither seems to understand the optics. "If I was hit, I deserved to be hit," Rayshawn says. "I caused it. I wasn't listening." They are basking in the sun following another Chargers practice, two young, good-looking, inquisitive and intelligent siblings spinning yarns as if they were glorious sagas of long-ago trophies and chocolate cake. Perhaps

this is the byproduct of time elapsed and life working out. Perhaps, as Charalisa suggests via phone from Hampton University, where she is a senior sociology major and member of the women's basketball team, it's more suppressed memories. Whatever the case, the juxtaposition of past nightmare and modern joy is a peculiar one. "You can't let things consume you," Elise says. "We all have our histories. The best you can do is try and learn, right?"

Between the ages of 6 and 12, Rayshawn attended six elementary schools. Twice, he was kicked out for throwing desks at his teachers. A third time, he was booted for fighting. He is asked why he was so angry, and he shrugs. Literally, the braids atop his head do a slight wiggle as Rayshawn Jenkins' shoulders shrug. "It's just all I knew," he says.

Oftentimes, in the corners of James Park, he and his siblings brawled side by side with their mother. "She would hit the other mom," Rayshawn says. "We'd take out the lady's kids." On three different occasions, he and his siblings were removed from Terry's watch and moved to foster care. On three different occasions, Rayshawn Jenkins was picked up by the police for fleeing.

"We had this fantasy," Rayshawn recalls. "There was a small fan that you'd plug into the wall. We'd put it on the back of a shopping cart and we imagined the fan would blow the shopping cart and we'd be in it. The fan would somehow blow us away."

He was 8 when he discovered football.

Rayshawn Jenkins had moved across town to live with his dad, who could either be found working as a cook at Eckerd College, volunteering as a local football coach or procreating. By now, Charles had fathered four additional offspring (he has 14 total children by nine women), but he saw something unique in Rayshawn.

"His mom kept him isolated in the apartment, so he hadn't done sports," he says. "But when you put Rayshawn on a field he would run and run and run. Fast."

Gary Roland, Charles' former classmate at Boca Ciega High, was the head coach of the Silver Raiders, a football program for 8- to 10-year-olds in the Pinellas Youth Football League. He remembers the initial sight of little Rayshawn, scraggly and long-limbed, standing atop the grass at Coquina Key Park. Roland had his operation down — at the start of the season, before even touching a football, the kids needed to learn discipline. So he'd have them line up into a straight line, then do it again. And again. "It takes forever," he says, laughing. Once the task was completed, Roland ordered the youngsters to bear crawl from line to fence. And that's when it hit him. "Rayshawn bear crawled faster than people run," he says. "I was shocked. Shocked! I'd never seen anything like it." Roland pulled the boy aside and asked how he learned to move with such velocity. Sixteen years later, the reply sticks with him. "My mom," he said, "doesn't allow us to run in the house."

In his two years with the Silver Raiders, Rayshawn went from sports ignoramus to a bolt of electricity. He could throw the ball like a bullet. He could dash like a small Billy Sims. His hands were cushions, and he hit with pulverizing brutality. Little did Roland know, he was

coaching a Who's Who of future standouts. Along with Rayshawn, the Silver Raider roster included Shaquem and Shaquill Griffin (both now with the Seattle Seahawks), David Jones (a defensive back recently cut by the Patriots), Michael Clark (the recently retired Packers wide receiver), Isaiah Wynn (a Patriots offensive lineman) and Marquez Valdes-Scantling (a Packers wide receiver). "The team was ridiculous," Roland says. "We were stacked."

Jenkins didn't merely enjoy football. He craved it, dreamed of it, lived for it. Once, in the days leading up to a game, Rayshawn got in trouble at school, and Charles gave him a choice — miss kickoff or take a butt whupping. Without so much as a pause, Rayshawn took the butt whupping. "I had to play," he says.

When Rayshawn aged out of the Silver Raiders, he transitioned to the Lakewood Junior Spartans, another youth team also coached by Roland. The field was a place where the forbidden violence of the real world could be substituted with the approved violence of a game. No one was jumping you on a football field or whipping you with an extension cord. There were no knives or switches. On the football field, Rayshawn wasn't fighting for a bed (as he had done at his father's house) or apprehensively turning the corner of a street, half expecting to be punched in the face. It was a place of positive reinforcement where people (gasp!) actually cheered you. "Many of these kids just heard how bad they were — over and over," says Roland. "That's toxic. They needed to know they were succeeding."

Roland regularly picked Rayshawn up for practice, then drove him home afterward. On multiple occasions, Rayshawn reached his father's house, opened the car door and began to cry. "I love my dad," he says. "But it was just ... everything. Football was my escape from life."

In a perfect world, Jenkins' embrace of football would coincide with a dropoff in day-to-day violence. He did not, however, reside in a perfect world. He lived with his father for a year, then returned to James Park apartment J1 to be with his mother from ages 9 through 14. He continued to find himself fighting at the bus stop, fighting in the hallways of Riviera Middle School. Looking back, he says his biggest problem was an unwillingness to let things roll off his shoulders. Jenkins hated being reprimanded or embarrassed. He viewed both as affronts to his still-in-development manhood and routinely snapped without pause. His mother had never been one to turn the other cheek and, Elise says, "Rayshawn is a lot of our mom. That intensity."

Perhaps that's why he roamed the neighborhood, busting in doors. ("I still don't understand why," he says. "Why would you break someone's door? I was just bad. It's embarrassing."). And perhaps that explains the cherry bombs ("One time a cop caught me about to throw one," he recalls. "He came up from behind and said, 'Stop or I'll taze you.' The officer put me in the back of his car, talked to me and let me go."). Jenkins was lashing out at a society he didn't understand; football was the lone refuge from an ever-mounting wave of hopelessness. Though his family is one of the largest in St. Petersburg (a local newspaper once did a feature on the sheer volume of Jenkinsses walking the earth), no one had ever attended college. Most failed to graduate from high school. Everywhere he looked, Rayshawn saw people either turning toward crime or

standing behind the counter at a local McDonald's, listlessly flipping burgers and filling cups with Coca-Cola. "You have to understand, we never thought there was anything after high school," says Elise. "Because in the hood there's nowhere to go and nobody going there."

Then, the military called.

Not the military, per se.

Military school.

In 2006, Admiral Farragut Academy, a self-professed "military style school" in St. Petersburg, hired Roland to serve as an assistant to Chris Miller, the head football coach whose teams had failed to win a game in two years. Roland says he accepted the position on the condition that he could bring some of his players with him.

They would need financial assistance, of course, and Farragut was willing.

Roland will never forget the sheer fish-out-of-water preposterousness of Jenkins' initial visit to the sprawling campus. The school maintains an enrolled population of approximately 450 students, nearly all white. Uniforms are required. Orders are given. When Rayshawn arrived, he sported multiple tattoos and braids that hung to his mid-chest. He didn't want to be there; sure as hell didn't want to cut his hair (as the school would require).

And yet ...

"It was a real opportunity," he says. "Even I could see that."

Hair reduced to a buzz cut, Rayshawn moved back in with his dad at the start of ninth grade (although Charles has fathered 14 children, the majority lived with their mothers), and the 25-minute drive to Farragut was akin to ditching a Motel 6 for the Ritz-Carlton. Jenkins had never seen anything like Farragut. Kids pulling up in Porsches and Maseratis, talking about their summer trips to London and Paris, about their internships. "I hadn't even left the state," he says. "I barely knew you could leave the state." At Farragut, nobody was waiting to beat you up. Bushes and trees were manicured. Pathways were sparkling clean. On one of his first days, however, a classmate referred to him as a "n—", and — Rayshawn being Rayshawn — he proceeded to punch the offender in the nose and knock him out. What ensued was a lengthy meeting with Jenkins, Roland and a school administrator, who said that while he empathized with Rayshawn's plight, he couldn't expel every student who uttered the n-word.

"Why is that?" Roland asked, his emotions boiling over with rage.

"Because," he was told, "the African-American students use it more than anyone."

Hmm.

"I had been ready to go to war," Roland recalls. "But I thought he made a great point, and the word was abolished from the school for everyone."

For the first time, Rayshawn found himself surrounded by serious people doing serious work. While he was an eighth-grader at Riviera Middle School, a student threw another student

in front of a moving bus — and it was barely news. At Farragut, teachers were supportive and engaged. Classmates had big plans — college, grad school, careers. During his sophomore year, he went on a weeklong class ski trip to Squaw Valley in California's Sierra Nevada mountains. It was his first time on an airplane, as well as his first time on skis. Both were loves at first sight. "I've skied four times since," he says. "That's how much I liked it."

Always known to be smart and inquisitive, Rayshawn was an A and B student. He embraced the structure and discipline. It felt special. Righteous. Before long he wasn't merely the best athlete on campus, but one of the more popular students. It's amazing what can happen when a young man isn't always on guard. "One thing I can tell you is no one ever questioned his intelligence," says Roland. "That's a legitimately intelligent person."

A member of the Blue Jackets' track and football teams, Jenkins emerged as one of the region's elite athletes. As a senior in 2011, he won state titles in the 100- and 300-meter hurdles, then was named the Tampa Bay Times' Offensive Player of the Year. Despite missing six games with a fractured rib, he ran for 994 yards, including 714 in four playoff games. In an opening-round contest against Fort Myers Evangelical Christian, Jenkins rushed for a school-record 356 yards. He played every imaginable position — quarterback, halfback, wide receiver, defensive back — and the team reached the Class 2A state championship game.

Yet despite the success, and despite the myriad scholarship offers, he still needed ... something. The pull of the streets is strong and, often, unforgiving. Jenkins wanted to succeed. But coming from a world where that wasn't defined in the clichéd terms (white-collar job, grassy yard surrounding a house, nice automobile), what did it all mean?

Then, an answer. In the late months of 2011, Jenkins received a text message from his cousin, Carl Lee Martin. Just 15 at the time, Carl was a regular participant in a basketball-and-faith outreach program at the nearby Campbell Park Recreation Center. Yet, like many in the area, he couldn't fully avoid trouble, and he had recently been charged with robbery. While the case was dropped, Martin appeared shaken. He had watched his cousin's athletic successes with tremendous pride and told Rayshawn — via DM — that his glory inspired him to aim higher.

"I still have the message in my inbox," Jenkins says. "He said he wanted to be like me. That he wanted to go to college, get out of the hood and do better. I know he meant it."

On the night of Dec. 22, Martin and five friends stole a minivan and drove it toward St. Pete Beach. En route, Demontray Lovett, 18, accidentally fired a .40-caliber handgun from the back seat and hit Martin in the torso. Police were called, and when they arrived in an alley behind 626 23rd Ave., Martin's body lay lifeless, slumped over a back seat inside the vehicle.

Upon receiving the news of his cousin's passing, Jenkins broke down. Sure, young death was something you heard about in the hood. But it had never directly impacted Rayshawn. Certainly had never touched his family.

"It's different when it happens to someone you're close with," he says. "It opens your eyes. It awakens you."

You need to meet the girlfriend.

Everyone insists on this. Meet the girlfriend, and you'll understand who the man has become. Meet the girlfriend and you'll understand the sense of tranquility.

So I met the girlfriend.

And they're right.

Emily Lillard, at first glance, seems to be everything Rayshawn Jenkins is not. Beyond the physically obvious (she's white and blonde) are the geographically and socially obvious. Namely, Lillard hails from Overland Park, Kansas (motto: "Above and Beyond, by Design"), and was raised by parents who expected their daughter to attend college, just as they had. "If you don't graduate, it's weird to them," says Rayshawn. "It's what you do."

The two arrived at the University of Miami in 2012 — Rayshawn as a highly touted incoming freshman football player, Emily as a sophomore transfer from the University of Arkansas, where she starred as a goaltender on the women's soccer team. At first, it was a friendship. Then a close friendship. Then romance. Jenkins and Lillard bonded as athletes (Emily was one of America's top netminders in her three years as a Hurricane), as well as athletes with quick triggers. During his first two semesters at Miami, Rayshawn was assigned an anger management therapist by the coaching staff. They would meet three times per week for hour-long sessions — "Just to talk and work things out," he says. "I hated it." Like Rayshawn, Emily fought to control her temper. "I used to be a very angry person," she says. "We needed to calm down."

They helped each other by, in large part, being there for each other. People tended to judge Rayshawn by his looks (the braids, the tattoos) and past reputation.

They saw him on the field — punishing tackler, endless trash talk — and presumed the worst. Emily, though, believed that beyond the scowl and hardened exterior was a gentle soul itching to express himself. That impression was reinforced during never-ending dialogues. For the first time, Jenkins was trusting another person with his feelings. He could talk to Emily and not feel judged. He wasn't embarrassed in front of her. He didn't worry about being ridiculed. "Rayshawn wants to be a good person in every situation," she says. "He's actually very quiet and caring. You just had to look for it."

As had been the case at Farragut, Jenkins had to adjust to Miami. And vice versa. The Hurricanes were coached by Al Golden, and at times the staff judged their young safety to be lazy and irrational. "He was always a good kid, a smart kid," says Paul Williams, the former Miami defensive backs coach who now holds the same position at Houston. "But you have to remember, kids from the hood aren't used to the environment. They're thrown into something so new and so different. To expect them to just adjust is crazy. They need time. Rayshawn needed time."

Jenkins started 12 games at safety as a sophomore, redshirted the next year with a back injury, then morphed as a junior and senior into

one of America's elite defensive backs. He wore uniform No. 26 in honor of Sean Taylor, the former Hurricanes safety who had been shot and killed in 2007, and in many ways, he played like him. Yes, Jenkins was a pulverizing hitter. But he was also the quickest study in the room. When a coach explained something once, it never had to be said again.

If one moment exemplifies the man he became, it took place in the leadup to his final year with the Hurricanes. Golden had been fired and replaced by Mark Richt, and many within the program wondered how the perceived-to-be-volatile safety would respond to new voices, new directives.

During a defensive team meeting, Ephraim Banda, the first-year safeties coach, called Jenkins out in front of the entire room. He tore into Jenkins' technique, his body language, his approach. "You need to do better!" Banda said. "I don't like what I'm seeing!"

Afterward, the safety tapped the coach on the shoulder.

"Thank you," Jenkins said, smiling. "I needed to hear that."

We are sitting by a pool at the Marriott in Irvine — the Chargers' training camp hotel. It's a gorgeous evening. Soft breeze. Palm trees billowing in the wind. Every afternoon a maid comes to clean his room. The pillow is white and soft. The television is a flat screen.

Again — Rayshawn Jenkins is eating shrimp.

He thinks about this all the time; about the journey and the improbability. "Every morning I pray," he says. "For everything that's happened."

When the Chargers used a fourth-round pick on him in the 2017 draft, many friends and family members were overcome by emotion. His dad, who never cries, cried.

His siblings, who have too few reasons to beam, beamed. The outpouring of love wasn't specifically about NFL paychecks or televised glory. No, it was about a kid from the projects of St. Petersburg defying every possible odd to make it. It was about changing the path for his 12 younger siblings, who had tangible proof that hard work and doggedness could equal success.

"He was the first to go to college, and you better believe that inspired me to go to college, too," says Charlisa, one of seven siblings who followed Rayshawn to Farragut. "I don't know how many people can fully understand what we've gone through. It was ugly. But he's rearranged the future for us."

When practices end, Jenkins heads down Southern California to a home he shares with Emily, their 2-year-old son, Ace, and a pit bull, Nike. Rayshawn, Emily says, is the most playful father you will ever see — loving and engaged and uniquely positive. "If someone is the discipliner," she laughs, "it's me."

On the one hand, Rayshawn never forgets the lessons of his childhood. The sound of an extension cord tearing into moist flesh is not an echo that fades easily. And yet, he is not haunted by the past. He talks with both of his parents semi-regularly. He holds no grudges. Doesn't even see a reason to hold a grudge.

Rayshawn Jenkins is eating shrimp and playing professional football.

He is anything but angry.

## Competing is a family trait for Miami Hurricanes' Rayshawn Jenkins

*By Manny Navarro  
Miami Herald  
April 3, 2013 at 12:01 am*

With a father who is a Hurricanes legend and two older brothers who played college football, fifth-year senior safety A.J. Highsmith knows it's not easy to grab the spotlight among a family of talented athletes.

So he doesn't envy the position teammate Rayshawn Jenkins is in. The sophomore safety out of St. Petersburg comes from a family of 16 children — more than a few of whom are budding young sports stars themselves.

"I come from a family of five, and I don't even think I have 16 friends," Highsmith joked after a recent spring practice.

"I'm pretty sure that's where he got that hunger to compete. Being one of 16 you've got no choice."

Charles Jenkins, father to Rayshawn and 12 of his other siblings, has two sons playing high school football; a daughter, Charlisa, a 6-1 sophomore forward who was among the leading scorers in Pinellas County this past season; and a 10-year-old son Kevary, who scored 30 touchdowns last season in Pop Warner football.

But Rayshawn, who once shared a room with three brothers (he said they alternated daily who would sleep on the bed and who would sleep on the floor), is the biggest family star at the moment. And once you get Mr. Jenkins talking about his fourth child, he doesn't stop until he talks about the talents of all his children.

"My daughter is a good one — she's going down with her AAU team to Miami. Hopefully she gets to meet [UM women's basketball coach] Katie Meier," said Jenkins, who runs a tattoo shop and a T-shirt business that has contracts with many of the high schools in the Tampa-St. Pete area — just enough income, he says, to feed and care for all of his kids.

"[UM offensive line coach] Art Kehoe already gave my 10-year-old his business card and told him he'd be back for him soon. He's just like Rayshawn was growing up — a do-it-all threat and a good student, too. For me, it's all about raising these kids, keeping them out of trouble and giving them hope."

Rayshawn, a state champion hurdler who played offense, defense and special teams at tiny Admiral Farragut Academy when he was in high school, is the one providing the example to his siblings that with hard work dreams can come true, his father said.

After coming on late in the season last year and finishing with 27 tackles and an interception (at USF in front of his family and friends).

Jenkins, 6-1, 215 pounds, has continued to run with the first team during the spring alongside

Highsmith and fellow sophomore Deon Bush and impressed coaches with his continued growth.

Jenkins, who gave up a 99-yard touchdown pass in the season-ending win over Duke because he had a miscommunication with cornerback Brandon McGee, said his goal this spring has been making sure he's in the right spot all the time.

"I got myself better conditioned so we won't be that team that dies out in the fourth quarter," Jenkins said. "I'm working on breaks, getting smarter at the game. I'm glad I played last year because I really know what to expect. As far as coming out and tackling and reading certain formations, I can do that."

Jenkins wasn't wearing a black jersey — designated for starters/team leaders during practice Tuesday. But he and Bush have worn them at times during camp according to defensive backs coach Paul Williams, who adds "Rayshawn has got the tools, the traits, but we got to clean his game up as far as running the show, being more consistent."

In addition to packing on 15 pounds of muscle in the offseason, Jenkins has also increased his bench press "40 to 50 pounds" and is now lifting 325 pounds regularly. He said when he and his teammates were tested with the Combine weight of 225 pounds he produced 17 reps, a vast improvement from his freshman year and currently tops among the defensive backs. Jenkins' squat numbers have also gone up 40 pounds to 390.

Last year Jenkins ran the 40-yard dash in 4.51 seconds. Jenkins said he expects to be faster — even with the added weight — when he's tested again after the spring.

"Very gifted raw talent," UM coach Al Golden said of Jenkins. "He's an explosive player that can play big."

Jenkins also changed another number this spring — his jersey — from 29 to 26, the number once worn by the late great Sean Taylor.

"He always admired Sean Taylor and the work he put in," Charles Jenkins said. "Rayshawn told me when that number came open this season he wanted it because he wanted to make it great again."

Highsmith said he believes Jenkins can be special once he puts it together.

"It's a lot to live up to," Highsmith said of wearing Taylor's number. "But he knows what goes into it, and I think he can hold his own. Before, you had to wonder if Rayshawn was going to be in the right spot to make the plays. Now he understands where to be and where to fit to make the play. It's just a matter of time with him."