



2017 ARIZONA CARDINALS MEDIA GUIDE

---

# HISTORY



## FRANCHISE HISTORY

The Cardinals were founded in 1898 and in 1920 became a charter member of the National Football League, then known as the American Professional Football Association. The club holds the distinction of being the United States' oldest professional football franchise still in existence.

### THE EARLY DAYS

The team boasts a colorful history. Fans have known the club as the Arizona Cardinals, Phoenix Cardinals, St. Louis Cardinals, Chicago Cardinals, Racine Cardinals, the Normals, and the Morgan Athletic Club.

The franchise began as a neighborhood group that gathered to play football in a predominantly Irish area of Chicago's South Side, playing under the name Morgan Athletic Club. The team later was acquired by Chris O'Brien, a painting and decorating contractor, and soon its playing site changed to nearby Normal Field, prompting the new name Normals.

In 1901, the team gained longstanding identification when O'Brien bought used jerseys from the nearby University of Chicago. The jerseys were faded maroon in color, prompting O'Brien to declare, "That's not maroon, it's Cardinal red!" The club's permanent nickname had been born.



**Early owner Chris O'Brien organized the Cardinals for a third time following World War I.**


The jersey color and the location of the field (61st and Racine) led to a new and obvious name, the Racine Cardinals.

In Chicago at the time, football competition was exclusively amateur, but opposition became increasingly hard to find, so in 1906, the team disbanded.

In 1913, O'Brien reorganized the Cardinals. By 1917 they were able to buy new uniforms and hire a coach, Marshall Smith. That year they lost only two games and were champions of the Chicago Football League.

The war in Europe and a flu epidemic in the United States forced the team to suspend operations again in 1918. Following Armistice Day that officially ended World War I in November of 1918, O'Brien organized the Cardinals for a third time. From that day forward, the Cardinals have been a permanent part of the professional football landscape in America.

The Cardinals and Chicago Bears are the only two of the 11 charter members of the NFL still in existence. The Bears were originally based in Decatur, IL and known as the Decatur Staleys (after their sponsor, the Staley Starch Company). The team moved to Chicago in 1921 and was known as the Chicago Staleys for a year before becoming the Chicago Bears in 1922.



**The colorful history of the Cardinals, a charter member of the National Football League and the oldest continuously run professional football franchise in the nation, began humbly in 1898 as a neighborhood group that gathered to play football as the Morgan Athletic Club in Chicago's South Side.**



## POST WORLD WAR I

Shortly after the Cardinals joined the American Professional Football League in 1920 for the \$100 franchise fee, O'Brien lured great halfback John "Paddy" Driscoll to the Cardinals for \$3,000 a year, a sum considered outlandish at the time. But Driscoll was an authentic superstar, a superior runner, blocker, punter, and possibly the finest drop kicker in the history of football. He would coach the team from 1921–22.

One of Driscoll's young running backs was Ralph Horween, a former star at Harvard, who played under the assumed name of B. McMahon. A Cardinal from 1921–22, Horween scored two rushing touchdowns during his three-year career in the days of leather helmets without face masks, numberless sweater jerseys, and \$40 paychecks.

In 1922, a team from Racine, Wisconsin joined the NFL, prompting the Cardinals to change their name to the Chicago Cardinals. The same year the Cardinals also moved into their new home in Comiskey Park, which they would share with baseball's White Sox for 37 years.

Under new Head Coach Norman Barry, the Cardinals outdistanced a field of 20 teams to win their first NFL championship in 1925 by virtue of the league's best record (the NFL did not begin postseason play until 1933).

A Chicago physician, Dr. David Jones, purchased the team in 1929. In his first year of ownership, he coaxed legendary running back Ernie Nevers out of retirement to become player-coach. Still in his prime, the 26-year-old Nevers scored an NFL-record 40 points on six touchdowns and four extra points in an historic 40–6 victory over the cross-town Chicago Bears on Thanksgiving Day, 1929.

After guiding the Cardinals to a 16–14–3 combined record in three seasons, the legendary Nevers retired as both coach and player in 1932.

Nevers' departure also marked the arrival of a new club owner. Charles W. Bidwill, Sr., a vice president of the Bears, purchased the Cardinals for Jones' asking price of \$50,000. Bidwill divested himself of his Bears' holdings and in 1932, the franchise began a continuous period of family ownership that continues to this day.

The team sorely missed Nevers' magic on the field and the Cardinals endured difficult years in



**Cardinal owner Charles W. Bidwill, Sr. is a member of the Pro Football Hall of Fame.**

the 1930s and early '40s. World War II hit the team heavily. The Cardinals lost their top passer, receiver, and lineman—Johnny Clement, Billy Dewell, and Joe Kuharich, respectively—to military service. In 1944 as a war-time emergency measure, the Cardinals combined with the Pittsburgh Steelers to play as one team. It was called Card-Pitt. Co-coached by the Cardinals' Phil Handler and the Steelers' Walt Kiesling, a former Cardinal guard, the team split its home games between Comiskey Park and Forbes Field in Pittsburgh, failing to win an outing in 10 tries.

Success finally returned following the war. In 1945, the arrival of University of Missouri quarterback Paul Christman trumpeted the team's conversion to the "T" formation. Fullback Pat Harder and halfback Elmer Angsman were added in 1946.

## THE 1947 CHAMPIONSHIP TEAM

The 1947 Cardinals captured the Western Division title and took the NFL championship in a season that was bittersweet for the organization. Owner Charles Bidwill had been the club's leader since taking over as owner in 1933 and helped shepherd the NFL through "The Great Depression." However his death in April of '47, deprived him of witnessing the club's first NFL crown in 22 years.

Still, Bidwill earned credit for fitting the final crucial piece into place to complete the Cardinals' famed "Million-Dollar Backfield." It was his unprecedented signing of University of Georgia All-America running back Charley Trippi, for the then-unheard of sum of \$100,000 that finally put the Cardinals over the top.

Several key Cardinals were already in place for the championship run. In 1945, the organization





drafted Paul Christman, a talented passer from Missouri, before adding Wisconsin fullback Pat Harder, Elmer Angsman of Notre Dame, and end/defensive back Mal Kutner from Texas in '46. Another great end, Bill Dewell, had returned from military service for the '45 season. The staple of Conzelman's ensemble was a relic from the late '30s, versatile Marshall "Biggie" Goldberg, an intuitive defensive back who was the first real free safety in pro football. Also a running back, Goldberg had enjoyed many productive days offensively, too, but they were mostly behind him when Conzelman began his second reign as the Cards' head man in '46.

Chicago started quickly in 1947 by winning its first three outings, including a 31-7 trouncing of the hated cross-town rival Bears. In week four, the Cardinals headed to Los Angeles and incurred their first loss of the season. Afterwards they tragically lost rookie punter Jeff Burkett who missed the game as well as the flight back to Chicago because of an emergency appendectomy. After several days recuperating, the United Airlines DC-6 taking him home crashed in Bryce Canyon, Utah, killing the young star who was the NFL's leading punter at the time.

Under that pall, the Cardinals climbed to 7-3 but were in the throes of a two-game losing streak heading to Philadelphia on December 7 for a critical game against the Eagles. Trailing 7-3 at the half, Chicago exploded for six second-half touchdowns, including two by Trippi, and held the powerful Steve Van Buren to just 44 yards rushing to grab a crucial 45-21 road win.

The victory deadlocked the Cards with the Bears and set-up a showdown in the regular season finale the following Sunday at hostile Wrigley Field.

The biggest play of the game came on the first


snap. Conzelman designed a pass play that would isolate Bears' linebacker Mike Holovak one-on-one with speedster Boris "Babe" Dimancheff. Because his wife was expecting, Dimancheff missed the entire week of practice. Despite never running it in advance, the play worked to perfection as Dimancheff raced down the center of the field and caught Christman's perfect pass in stride for a TD. The Cardinals also intercepted four passes off legendary Bear quarterback Sid Luckman, converting two into touchdowns en route to a 30-21 win. The Western Division crown now in hand, the Cardinals prepared to play host to the league championship game a fortnight later (12/28/47) against Eastern Division powerhouse Philadelphia.

At a bitterly cold Comiskey Park, pre-kickoff controversy raged when it was discovered the Eagles attempted to get better footing on the concrete-like playing surface by sharpening and filing their cleats. A succession of penalties opened the game, infuriating Philadelphia Head Coach Earle "Greasy" Neale. Meanwhile the Cardinals quietly had slipped into tennis shoes for the frigid affair.

The game was defined by Chicago's quick-openers, producing three long scoring runs from scrimmage—two 70-yarders by Angsman and a 44-yarder by Trippi. In the third quarter, Trippi returned a punt 75 yards for a touchdown. Angsman's thrilling fourth-quarter duplication of his second-period 70-yard touchdown strike enabled him to break the NFL championship game record for rushing yards with 159. But Philadelphia fought evenly throughout with quarterback Tommy Thompson setting two playoff records on 27-of-44 passing for 297 yards. The Cardinals' 28-21 victory, however, wasn't secured until Goldberg's late-game interception.



**The 1947 Cardinals won the NFL Championship with a 10-3 overall record. They defeated the Philadelphia Eagles 28-21 at Chicago's Comiskey Park in the NFL's 15th title contest.**



**Marshall Goldberg sealed the 1947 championship game victory with a fourth quarter interception.**

## ON TO ST. LOUIS

Following her husband's passing in April of 1947, Violet Bidwill assumed control of the franchise for the next 15 years, a span that included a second consecutive Western Division championship and appearance in the 1948 NFL championship game, a 7-0 loss at Philadelphia, and the transfer of the team from Chicago to St. Louis in 1960.

Upon Mrs. Bidwill's death in January of 1962, team control moved to sons Charles W. Bidwill, Jr. and William V. Bidwill. In 1972, the latter and his family gained sole ownership with William becoming managing general partner. On July 1, 1976, incorporation of the company was accomplished with Bidwill continuing as chief executive officer.

After 14 years in the city, the Cardinals brought their first division title to St. Louis in 1974. The Big Red captured the NFC Eastern Division flag under Head Coach Don Coryell and advanced to the playoffs with a 10-4 regular season record. The Cardinals lost to the Minnesota Vikings, 30-14, in their first playoff appearance since 1948. Again in 1975, Coryell provided St. Louis a division crown but another playoff loss, this time to the Rams in Los Angeles, 35-23, ended the Cards' postseason dream in their first outing.

The Cardinals next appeared in the playoffs in 1982 when Head Coach Jim Hanifan's club lost a

first-round game at Green Bay, 41-16. In 1984, an offensively explosive St. Louis team narrowly missed the playoffs—and the NFC Eastern Division title—with a 9-7 record. However, the Cardinals stumbled to a 5-11 mark in 1985, prompting Hanifan's dismissal and the hiring of long-time Dallas Cowboy assistant Gene Stallings as the team's new head coach.

## ARIZONA

After 28 years in St. Louis, the Cardinals relocated to Arizona in the spring of 1988 and made Sun Devil Stadium on the campus of Arizona State University their new home.

Their first season in the Valley of the Sun began optimistically when the team raced to a 7-4 record and a share of the NFC Eastern Division lead. But untimely injuries struck and a five-game losing streak ensued to finish the year, dashing hopes of the club's first postseason berth since 1982.

The Cardinals' new home provided club single-game (67,139 vs. Dallas in the Arizona inaugural game) and single-season (472,937) attendance records (since broken) in the team's first autumn in Arizona. All the Cardinals' franchise attendance records have been established since moving to the desert. The record-setting inaugural season attendance total was eclipsed in 1994 when 497,330 fans, or 62,166 per game, spun the Sun Devil Stadium turnstiles. All of those attendance marks, however, have been eclipsed since the team moved into University of Phoenix Stadium.

On March 17, 1994, Bidwill announced his intention to change the name of the team to the Arizona Cardinals and it was adopted unanimously by vote of NFL owners the following week.

The 1995 season marked another milestone when the Cardinals served as host team for Super Bowl XXX at Sun Devil Stadium on January 28, 1996.

The 1998 Arizona squad ended the franchise's 15-year playoff drought. Under head coach Vince Tobin and led by former ASU quarterback Jake Plummer, the '98 Cardinals earned a Wild Card berth by winning their last three games in dramatic fashion and each by a field goal or less – a 20-17 overtime win at Philadelphia, a 19-17 home win vs. New Orleans, and a playoff-clinching 16-13 home win over San Diego. The final game ended when Chris Jacke nailed a 52-yard field goal as time expired to win the game before a sold-out crowd at Sun Devil Stadium. The next week saw the team notch its first postseason victory since 1947 with a 20-7 win over the Cowboys at Texas Stadium. The thrilling ride ended with a 41-21 loss at Minnesota in the divisional playoffs the next week.

The 2000 season proved pivotal to the Cardinals' franchise. On Election Day, November 7, 2000, voters in Maricopa County passed Proposition 302, the Tourism and Sports Initiative, to help fund a new stadium for the Cardinals, Fiesta Bowl, and future Super Bowls, in addition to providing



revenue for Cactus League spring training baseball, tourism, and youth recreation. The 454,785 “yes” votes spelled a plurality of 33,123 votes (51.89 percent).

The attention of the sports world and beyond turned to Arizona safety Pat Tillman in 2002 when he quietly and nobly walked away from a lucrative career in pro football to enlist in the Army. Moved to action by the events of 9/11, Tillman joined the elite Army Rangers and in April of 2004 was killed while serving in Afghanistan. His jersey number 40 became the fifth in team history to be retired.

In 2005, the Cardinals made NFL history by participating in the NFL’s first-ever regular season game played outside the United States. On October 2nd, the Cards defeated the 49ers 31-14 before a record crowd of 103,467 in Mexico City’s Estadio Azteca, the largest crowd ever to see an NFL regular season game.

The 2006 season marked the team’s first at University of Phoenix Stadium, recognized by BusinessWeek as one of the 10 most impressive sports facilities in the world. Since then, the world-class venue has attracted record crowds for the franchise and has allowed the team to sell-out every game played in the venue. On February 3, 2008, the stadium hosted Super Bowl XLII between the New York Giants and the New England Patriots.

The 2008 Cardinals turned in perhaps the most memorable season in franchise history, one that ended with the team’s first-ever Super Bowl appearance. Arizona qualified for the postseason by clinching its first division title since 1975 and first-ever NFC West crown with a perfect 6-0 divisional record. As the division champs, the Cardinals hosted their first playoff game since 1947 and defeated Atlanta 30-24 in the Wild Card round. Arizona then traveled to Carolina

where they faced the heavily favored Panthers but came away with a stunning 33-13 victory. The Cards returned home the following week to host the Philadelphia Eagles in the NFC Championship game and won their first-ever NFC title by defeating the Eagles 32-25. The victory also secured a date with Pittsburgh in Super Bowl XLIII from Tampa. Before what was then the largest audience in US television history, the Cardinals fell to the Steelers 27-23. Down 20-7 entering the fourth quarter, Arizona made the biggest comeback in Super Bowl history, with a 64-yard TD pass from Kurt Warner to Larry Fitzgerald giving the Cards a 23-20 lead with under 3:00 remaining. Pittsburgh responded with a 78-yard drive that ended with Santonio Holmes’ tip-toe TD reception and the game’s deciding score in one of the most exciting Super Bowls ever played.

A new exciting chapter in franchise history began in January of 2013 when team President Michael Bidwill hired GM Steve Keim and head coach Bruce Arians nine days apart. Under the leadership of Bidwill, Keim and Arians, Arizona has posted a 41-22-1 record over the last four seasons. The Cardinals 41 wins from 2013-16 are more than they had in any other four-year span in franchise history. The 2015 season was a banner year for the organization as the team won the NFC West, set a franchise record for wins in the regular season (13) and earned the first postseason bye in team history.

The Cardinals success at home over the last four seasons has also transformed University of Phoenix Stadium into one of the most hostile venues in the NFL for opposing teams. Arizona has a 23-8-1 record the last four years at home and the 23 wins are tied for the fourth-best mark in the NFL and the second-best total in the NFC.



**The Cardinals made their first-ever Super Bowl appearance when they met the Pittsburgh Steelers in Super Bowl XLIII.**





## ALL-TIME ALPHABETICAL ROSTER

<b>A</b>	Barkley, Matt (QB), Southern California	2015	Bojovic, Novo (K), Central Michigan	1985		
Abdullah, Hamza (S), Washington State	2009-11	Barnes, Lawrence (RB), Tennessee State	1978	Boldin, Anquan (WR), Florida State	2003-09	
Abraham, John (LB), South Carolina	2013-14	Barnes, Mike (DB), Texas-Arlington	1967-68	Bollinger, Brian (G), North Carolina	1994	
Acho, Sam (LB), Texas	2011-14	Barnes, Pete (LB), Southern	1973-75	Bonelli, Ernie (B), Pittsburgh	1945	
Acker, Bill (DT), Texas	1980-81	Barni, Roy (B), San Francisco	1952-53	Bonner, Sherdrick (QB), California State-Northridge	1999	
Adams, Henry (C), Pittsburgh	1939	Barr, Mike (P), Rutgers	2007	Booth, Clarence (T), Southern Methodist	1943	
Adams, Michael (CB), Louisiana-Lafayette	2007-12	Barrett, David (CB), Arkansas	2000-03	Booty, John (DB), Texas Christian	1993	
Adams, Michael (CB), Arkansas State	1989	Barrie, Sebastian (DT), Liberty	1994	Bourm, Jarvis (T), North Carolina State	2001-02	
Agee, Sam (B), Vanderbilt	1938-39	Barry, Norm (B), Notre Dame	1921	Boso, Cap (TE), Illinois	1986	
Ahrens, Dave (LB), Wisconsin	1981-84	Bartel, Richard (QB), Tarleton State	1954	Bostic, Joe (T), Clemson	1979-89	
Albert, Sergio (K), U.S. International	1974	Bartol, Edward (DB), Texas State	2010-11	Boston, David (WR), Ohio State	1999-02	
Albrecht, Art (T), Wisconsin	1943	Bartu, Joplo (LB), Texas State	2016	Boue, Kevin (RB), Mississippi State	1997	
Aldrich, Ki (C), Texas Christian	1939-40, '43	Bates, Mario (RB), Arizona State	1998-99	Bouka, Elie (CB), Calgary	2016-	
Aldridge, Melvin (S), Murray State	1995	Bates, Theodore (LB), Oregon State	1960-62	Bova, Tony (E), St. Francis	1944	
Alexander, Brent (DB), Tennessee State	1994-97	Batiste, D'Anthony (T), Louisiana-Lafayette	2010-12	Bowers, Andy (DE), Utah	2001-02	
Alexander, Lorenzo (LB), California	2013-14	Baty, Greg (TE), Stanford	1988	Boyette, Garland (LB), Grambling State	1962-63	
Alford, Mike (C), Auburn	1965	Bausch, Jim (B), Kansas	1933	Boyd, Bill (B), Westminster (Mo.)	1930-31	
Allen, Carl (DB), Southern Mississippi	1977-82	Bavaro, David (LB), Syracuse	1990	Boyd, Shane (QB), Kentucky	2006	
Allen, Ed (E), Creighton	1928	Baxley, Rob (T), Iowa	1992-93	Boydston, Max (E), Oklahoma	1955-58	
Allen, Ian (T), Purdue	2005	Baxter, Jarrod (FB), New Mexico	2005	Braden, Dave (G), Marquette	1945	
Allen, Jeff (DB), Iowa State	1971	Bayless, Martin (DB), Bowling Green	1984	Bradford, Ronnie (CB), Colorado	1996	
Allerman, Kurt (LB), Penn State	1977-80, '82-84	Baynham, Craig (RB), Georgia Tech	1972	Bradley, Bill (DB), Texas	1977	
Allison, Henry (T), San Diego State	1975-77	Beach, Pat (TE), Washington	1993	Bradley, Dave (G), Penn State	1972	
Allton, Joe (T), Oklahoma	1942, '44	Beal, Norm (DB), Missouri	1962	Bradley, Hal (E), Elon	1938-39	
Alvord, Steve (DT), Washington	1987-88	Beathard, Pete (DB), Southern California	1970-71	Bradley, Hal (G), Iowa	1928	
Anderson, Charley (E), Louisiana Tech	1956	Beatty, Chuck (DB), North Texas State	1972	Bradley, Melvin (LB), Arkansas	1999	
Anderson, Cliff (E), Indiana	1952-53	Beauchamp, Al (LB), Southern	1976	Bradley, Stewart (LB), Nebraska	2011-12	
Anderson, Damien (RB), Northwestern	2002-05	Becht, Anthony (TE), West Virginia	2009	Braham, Kirk (G/T), West Virginia	1994	
Anderson, Derek (QB), Oregon State	2010	Beckman, Tom (DE), Michigan	1972	Branahan, Tom (C), Oklahoma	1973-81	
Anderson, Donny (RB), Texas Tech	1972-74	Bedford, Vance (CB), Texas	1982	Braidwood, Charles (E), Tennessee-Chattanooga	1932	
Anderson, Ed (E), Notre Dame	1922-25	Beinor, Ed (E), Notre Dame	1940-41	Branton, Alan (DT), Michigan	2007-10	
Anderson, Ottis (RB), Miami (Fla.)	1979-86	Beisel, Monty (LB), Kansas State	2006-08, '09	Braxton, Tyron (S), Connecticut	2016	
Anderson, Ronnie (WR), Allegheny College (Pa.)	1998	Belden, Charles (B), None	1929-31	Braxton, David (LB), Wake Forest	1990-93	
Anderson, Stevie (WR), Grambling State	1995-96	Bell, Anthony (LB), Michigan State	1986-90	Breadon, Steve (WR/P), Michigan	2007-10	
Anderson, Tazwell (E), Georgia Tech	1961-64	Bell, Bob (DE), Cincinnati	1974-78	Breon, Steve (DB), Oklahoma A&M	1954	
Anderson, Warren (WR), West Virginia State	1978	Bell, Gordon (RB), Michigan	1978-79	Brennan, Mike (G), Notre Dame	1991	
Andros, Plato (G), Oklahoma	1947-50	Bell, Marcus (DT), Memphis	2001-03	Brennan, Willis (T), None	1920-27	
Angle, Bob (B), Iowa State	1950	Bell, Mark (WR), Colorado State	1981	Brett, Ed (E), Washington State	1936	
Angsman, Elmer (B), Notre Dame	1946-52	Bell, Yerehiah (S), Eastern Kentucky	2013	Bretschneider, Carl (LB), Iowa State	1956-59	
Apolskis, Ray (T), Marquette	1941-42, '45-50	Belton, Willie (RB), Maryland State	1973-74	Brewer, Aaron (LS), San Diego State	2016	
Arapostathis, Evan (P/K), Eastern Illinois	1946-50	Benard, Charles (LB), Jackson State	2013-14	Bridges, Jeremy (T), Southern Mississippi	2004-05, 09-12	
Arenas, Javier (CB), Alabama	2013	Bennett, Marcus (B), None	1933	Brim, Michael (CB), Virginia Union	1988	
Arms, Lloyd (G), Oklahoma A&M	1946-48	Bennett, Tommy (S), UCLA	1996-2000	Brinkley, Jasper (LB), South Carolina	2013	
Arneson, Mark (LB), Arizona	1972-80	Bergan, Adam (TE) Lehigh	2005-06	Britton, Earl (B), Illinois	1929	
Arrington, J.J. (RB), California	2005-08	Berger, Mitch (P), Colorado	2007	Brock, Fred (WR), Southern Mississippi	1997-98	
Arterburn, Elmer (B), Texas Tech	1954	Bergerson, Gil (T), Oregon State	1933	Bronson, John (TE/FB), Penn State	2005-2006	
Ashton, Josh (RB), Tulsa	1975	Bergold, Scott (DT), Wisconsin	1985-86	Brooks, Cariel (CB), Adams State	2015	
Atkins, Robert (DB), Grambling	1968-69	Bernardi, Frank (B), Colorado	1955-57	Brooks, Carlos (DB), Bowling Green	1995	
Atkinson, Jess (K), Maryland	1985	Berquist, Jay (G), Nebraska	1927	Brooks, Ethan (T), Williams (Mass.)	2000	
Auer, Howard (T), Michigan	1933	Berry, Bertrand (DE), Notre Dame	2004-09	Brooks, Jonathan (LB), Clemson	1980	
Austin, Kent (G), Hawaii	1977, '83	Berry, Gil (B), Illinois	1935	Brooks, Leo (DE), Texas	1973-76	
Audick, Dan (QB), Mississippi	1986	Bertagnonli, Ubero (G), Washington (Mo.)	1942, '45	Brosky, Al (B), Illinois	1954	
Awalt, Robert (TE), San Diego State	1987-89	Bessilieu, Don (S), Georgia Tech	1982	Broughton, Nehemiah (FB), The Citadel	2010	
Ayanbadejo, Obafemi (FB), San Diego State	2004-06	Bethel, Justin (CB), Presbyterian	2012	Brown, Chadrick (DE), Mississippi	1993-95	
		Beuerlein, Steve (QB), Notre Dame	1993-94	Brown, Chuck (C/G), Houston	1979-80	
		Bienemann, Troy (TE), Washington State	2007	Brown, Cody (LB), Connecticut	2009	
		Bienemann, Tom (E), Drake	1951-56	Brown, Dave (QB), Duke	1998-2001	
<b>B</b>	Babartsky, Al (T), Fordham	1938-39, '41-42	Birbo, Steve (T), Mississippi	1938-39	Brown, Derek (TE), Notre Dame	1999-00
Babin, Jason (LB), Western Michigan	2015	Bird, John (WR), Eastern Kentucky	1983-84	Brown, Elton (G), Virginia	2005-08	
Badaczewski, John (G), Western Reserve	1948	Birdson, Carl (P), Southwestern Oklahoma State	1981-85	Brown, Hardy (LB), Tulsa	1956	
Badger, Brad (T), Stanford	2007	Birlem, Keith (B), San Jose State	1939	Brown, Ivory Lee (RB), Arkansas-Pine Bluff	1991-92	
Bagdon, Ed (G), Michigan State	1950-51	Bishop, Desmond (LB), California	2014	Brown, J.B. (DB), Maryland	1998	
Bailey, Claron "Monk" (DB), Utah	1964-65	Black, Tim (LB), Baylor	1977	Brown, Jason (WR), Clemson	2013	
Bailey, Johnny (RB/KR), Texas A&I	1992-93	Blackburn, Bill (C), Rice	1946-50	Brown, John (WR), Pittsburg State	2014	
Bailey, Rodney (DE), Ohio State	2007	Blackstock, Darryl (LB), Virginia	2005-07	Brown, Lance (DB), Indiana	1995-96	
Baker, Al (DE), Colorado State	1983-86	Blackwell, Hal (B), South Carolina	1945	Brown, Lev (T), Penn State	2007-2013	
Baker, Charles (LB), New Mexico	1980-87	Blair, Stanley (CB), Southeastern Oklahoma State	1990	Brown, Lomas (T), Florida	1996-98	
Baker, Conway (T), Centenary	1936-43, '45	Blake, Jeff (DB), East Carolina	2003	Brown, Milford (G), Florida State	2006	
Baker, Mel (WR), Texas Southern	1976	Blanchard, Cary (K), Oklahoma State	2000-01	Brown, Ralph (CB), Nebraska	2007-09	
Baker, Roy (B), Southern California	1929-30	Blazine, Tony (T), Illinois Wesleyan	1935-40	Brown, Ray (T), Arkansas State	1986-88	
Baker, Tony (RB), East Carolina	1989	Bliss, Homer (G), Washington & Jefferson	1928	Brown, Robert (TE), Alcorn A&M	1969-70	
Bakken, Jim (K), Wisconsin	1962-78	Blount, Eric (RB/KR), North Carolina	1992-93	Brown, Rod (FB), North Carolina State	1997-98	
Balasz, Frank (B), Iowa	1941, '45	Blumenthal, Morris (B), Northwestern	1925	Brown, Ron (WR), Colorado	1987	
Ballard, Jake (TE), Ohio State	2013	Blumer, Herb (E), Missouri	1925-30, '33	Brown, Rush (DT), Ball State	1980-83	
Banks, Jason (DE), Grambling	2009	Bock, Wayne (T), Illinois	1957	Brown, Terry (DB), Oklahoma State	1969-70	
Banks, Tom (C), Auburn	1971-80	Boehm, Evan (C/G), Missouri	2016-	Brown, Theotis (RB), UCLA	1979-81	
Banks, Mike (TE), Iowa State	2002-03	Boggs, Taylor (G), Humboldt State	2016	Brubaker, Dick (E), Ohio State	1955, '57	
Bankston, Michael (DL), Sam Houston State	1992-97	Bogue, George (B), Stanford	1930	Bruckner, Les (B), Michigan State	1945	
Banonis, Vince (C), Detroit	1942, '46-50	Bohmman, Frank (G), Marquette	1942	Brumer, Don (DE), Purdue	1963-69, 72	
Barber, Mike (WR), Marshall	1989	Bohm, Ron (DT), Illinois	1987	Bruner, Scott (QB), Delaware	1985	
Barefield, John (LB), Texas A&I	1978-80					







Dowling, Pat (E), DePaul . . . . . 1929  
 Downs, Michael (FS), Rice . . . . . 1989  
 Doyle, Ed (E), Nebraska . . . . . 1944  
 Drake, Kevin (WR), Alabama-Birmingham . . . . . 1998  
 Drake, Jerry (DT), Hastings (Neb.) . . . . . 1995-00  
 Dray, Jim (TE), Stanford . . . . . 2010-13  
 Driscoll, John "Paddy" (B), Northwestern . . . . . 1920-25  
 Driskill, Joseph (DB), Northeast Louisiana . . . . . 1960-61  
 Drus, Al (B), Temple . . . . . 1945-46  
 Duda, Mark (DT), Maryland . . . . . 1983-87  
 Duerson, Dave (DB), Notre Dame . . . . . 1991-93  
 Dugan, Len (C), Wichita . . . . . 1937-39  
 Duggan, Gil (T), Oklahoma . . . . . 1942-43, '45  
 Duggins, George (E), Purdue . . . . . 1943  
 Dukes, Jamie (C), Florida State . . . . . 1995  
 Dulin, Gary (DE), Ohio State . . . . . 1986-87  
 Dunbar, Karl (DE), Louisiana State . . . . . 1994-95  
 Duncan, Clyde (WR), Tennessee . . . . . 1984-85  
 Duncan, Tim (K), Oklahoma . . . . . 2002-03  
 Duncum, Bobby (T), West Texas State . . . . . 1968  
 Dunn, Joe (B), Marquette . . . . . 1925-26  
 Dunstan, Elwyn (T), Portland . . . . . 1938-39  
 Duren, Clarence (S), California . . . . . 1973-76  
 Durko, John (E), Albright . . . . . 1945  
 Dwyer, Jonathan (RB), Georgia Tech . . . . . 2014  
 Dwyer, Nate (DT), Kansas . . . . . 2002  
 Dye, Ernest (G), South Carolina . . . . . 1993-96  
 Dykes, Kellen (DT), West Virginia . . . . . 2009-10  
 Dysert, Zac (QB), Miami (Ohio) . . . . . 2016

## E

Eason, Nick (DT), Clemson . . . . . 2011-12  
 Eason, Nijrell (DB), Arizona State . . . . . 2002  
 Eaton, Tracey (S), Portland State . . . . . 1990  
 Eblj, Ray (E), Notre Dame . . . . . 1942  
 Echols, Fate (T), Northwestern . . . . . 1962-63  
 Eckl, Bob (T), Wisconsin . . . . . 1945  
 Edwards, Anthony (WR), New Mexico Highlands . . . . . 1991-98  
 Edwards, Cid (RB), Tennessee State . . . . . 1968-71  
 Edwards, Eric (TE), Louisiana State . . . . . 2004-05  
 Egan, Dick (E), Wilmington . . . . . 1920-23  
 Eggers, Doug (LB), South Dakota State . . . . . 1958  
 Eikenberg, Charles (QB), Rice . . . . . 1948  
 Eliopoulos, Jim (LB), Wyoming . . . . . 1983  
 Elkins, Fait (B), Marshall . . . . . 1939  
 Ellington, Andre (RB), Clemson . . . . . 2013-  
 Ellington, Dante (T), Alabama . . . . . 2005  
 Ellis, Walt (T), Detroit . . . . . 1926-27  
 Ellstrom, Marv (B), Oklahoma . . . . . 1936  
 Ellzey, Charles (C), Southern Mississippi . . . . . 1960-61  
 Elwell, Jack (E), Purdue . . . . . 1962  
 Emerson, Vernon (T), Minnesota-Duluth . . . . . 1969-71  
 Engebretsen, Paul (G), Northwestern . . . . . 1933  
 England, Eric (DE), Texas A&M . . . . . 1994-96  
 Enich, Steve (G), Marquette . . . . . 1945  
 Erickson, Hal (B), Washington & Jefferson . . . . . 1925-28  
 Erickson, Mickey (C), Northwestern . . . . . 1930-31  
 Esiason, Boomer (QB), Maryland . . . . . 1996  
 Esser, Clarence (E), Wisconsin . . . . . 1947  
 Etcheverry, Sam (QB), Denver . . . . . 1961-62  
 Euhus, Tim (TE), Oregon State . . . . . 2007  
 Evans, Dick (E), Iowa . . . . . 1940-43  
 Evans, Earl (T), Harvard . . . . . 1925  
 Evans, Scott (DL), Oklahoma . . . . . 1991

## F

Faiting, Fred (G), Central Junior College (Kan.) . . . . . 1930  
 Fair, Richard (DB), Florida . . . . . 1991  
 Fanaick, Paul (G), Arizona State . . . . . 2013-14  
 Faneck, Alan (G), Louisiana State . . . . . 2010  
 Fannucci, Ledio (T), Fresno State . . . . . 1954  
 Fann, Chad (TE), Florida A&M . . . . . 1993-95  
 Farmer, Ted (RB), Oregon . . . . . 1978  
 Farr, Miller (DB), Wichita State . . . . . 1970-72  
 Fatafeh, Mario (DT), Kansas State . . . . . 2001-02  
 Faulk, Trey (LB), Louisiana State . . . . . 2002-03  
 Faulkner, Jeff (DE), Southern . . . . . 1991-92  
 Fauria, Joseph (TE), UCLA . . . . . 2015  
 Faust, George (B), Minnesota . . . . . 1939  
 Favron, Calvin (LB), Southeast Louisiana . . . . . 1979-82  
 Feagles, Jeff (P), Miami (Fla.) . . . . . 1994-97  
 Feely, Jay (K), Michigan . . . . . 2010-13

Fells, Darren (TE), California-Irvine . . . . . 2014-16  
 Ferrell, Earl (RB), East Tennessee State . . . . . 1982-89  
 Ferri, Diamond (RB), Syracuse . . . . . 2006  
 Ferry, Lou (T), Villanova . . . . . 1951  
 Field, Amod (WR), Mountclair State . . . . . 1990-91  
 Field, Doak (LB), Baylor . . . . . 1982  
 Field, Harry (T), Oregon State . . . . . 1934-36  
 Fife, Ralph (G), Pittsburgh . . . . . 1942, '45  
 Finn, John (T), Arizona . . . . . 2002  
 Finn, Bernie (B), Holy Cross . . . . . 1932  
 Finnie, Roger (T), Florida A&M . . . . . 1973-78  
 Finnin, Tom (T), Detroit . . . . . 1957  
 Fischer, Bill (T), Notre Dame . . . . . 1949-53  
 Fischer, Pat (DB), Nebraska . . . . . 1961-67  
 Fisher, Ev (B), Santa Clara . . . . . 1938-39  
 Fisher, Levar (LB), North Carolina State . . . . . 2002-03  
 Fisher, Mike (WR), Baylor . . . . . 1981  
 Fiske, Max (B), DePaul . . . . . 1937  
 Fitzgerald, Larry (WR), Pittsburgh . . . . . 2004  
 Fitzgibbon, Paul (B), Creighton . . . . . 1928  
 Flagler, Terrence (RB), Clemson . . . . . 1990-91  
 Flanagan, Latham (E), Carnegie Tech . . . . . 1931  
 Fleming, Antonio (G), Georgia . . . . . 1998  
 Fleming, James (CB), Oklahoma . . . . . 2012-13  
 Florence, Max (B), Geneva . . . . . 1930  
 Florence, Paul (E), Loyola (Ill.) . . . . . 1920  
 Floyd, Eric (G), Auburn . . . . . 1995  
 Floyd, John (WR), Northeast Louisiana . . . . . 1981  
 Floyd, Michael (WR), Notre Dame . . . . . 2012-16  
 Folston, James (LB), Northeast Louisiana . . . . . 1999-2000  
 Folz, Art (B), Chicago . . . . . 1923-25  
 Foote, Larry (LB), Michigan . . . . . 2014  
 Forney, Phil (LB), East Tennessee State . . . . . 1987  
 Foster, Larry (WR), Louisiana State . . . . . 2003  
 Foster, Ralph (T), Oklahoma A&M . . . . . 1945-46  
 Fox, Chas (WR), Furman . . . . . 1986  
 Francis, Gene (B), Chicago . . . . . 1926  
 Francisco, Aaron (S), Brigham Young . . . . . 2005-08  
 Franklin, George (RB), Texas A&I . . . . . 1977-78  
 Fredrickson, Rob (LB), Michigan State . . . . . 1999-02  
 Freaney, Dwight (LB), Syracuse . . . . . 2015  
 Fritsch, Ernest (C), Detroit . . . . . 1960  
 Fua, Alani (LB), Brigham Young . . . . . 2015  
 Fuller, Dick (T), Tulane . . . . . 1954  
 Fuller, Frank (DT), Kentucky . . . . . 1959-62  
 Fuller, Larry (B), None . . . . . 1945  
 Fullington, John (G), Washington State . . . . . 2015  
 Furrer, Will (DB), Virginia Tech . . . . . 1993

## G

Gaines, Wendall (TE/DT), Oklahoma State . . . . . 1994-95  
 Gainer, Charles (E), North Dakota . . . . . 1939  
 Galloway, Jim (K), Minnesota . . . . . 1987  
 Galloway, David (DT), Florida . . . . . 1982-89  
 Gambrell, Billy (E), South Carolina . . . . . 1963-67  
 Gandy, Mike (T), Notre Dame . . . . . 2007-09  
 Garalczyk, Mark (DT), Western Michigan . . . . . 1987-88  
 Garcia, Frank (G/C), Washington . . . . . 2003  
 Garlich, Chris (LB), Missouri . . . . . 1979  
 Garza, Sammy (DB), Texas-El Paso . . . . . 1987  
 Gasparella, Joe (B), Notre Dame . . . . . 1951  
 Gaston, Bruce (NT), Purdue . . . . . 2014  
 Gatewood, Curtis (LB), Vanderbilt . . . . . 2010  
 Gault, Prentice (RB), Oklahoma . . . . . 1961-67  
 Gay, Bill (B), Notre Dame . . . . . 1951-52  
 Gay, William (CB), Louisville . . . . . 2012  
 Gedney, Chris (TE), Syracuse . . . . . 1997-98, '00  
 Gehrke, Fred (B), Utah . . . . . 1950  
 Gelbaugh, Stan (QB), Maryland . . . . . 1991  
 George, Steve (DT), Houston . . . . . 1974  
 Geri, Joe (B), Georgia . . . . . 1952  
 German, Jim (B), Centre . . . . . 1940  
 Gersbach, Carl (LB), West Chester State . . . . . 1976  
 Gershanich, Vernon (G), Auburn . . . . . 1943  
 Gibbons, Austin (C), DePaul . . . . . 1929  
 Giblin, Robert (DB), Houston . . . . . 1977  
 Gibson, Mike (G/C), California . . . . . 2012-13  
 Gilbert, Freddie (DE), Georgia . . . . . 1989  
 Gilchrist, George (T), Tennessee State . . . . . 1953  
 Gill, Randy (LB), San Jose State . . . . . 1978  
 Gillett, John (LB), Illinois . . . . . 1981-82  
 Gillette, Walker (WR), Richmond . . . . . 1972-73

Gilliam, John (WR), South Carolina State . . . . . 1969-71  
 Gillies, Fred (T), Cornell . . . . . 1920-28  
 Gillis, Don (C), Rice . . . . . 1958-61  
 Gilmore, Bryan (WR), Midwestern State (Tex.) . . . . . 2000-03  
 Ginn Jr., Ted (WR), Ohio State . . . . . 2014  
 Giordano, Dan (LB), Cincinnati . . . . . 2013  
 Glassgow, Willis (B), Iowa . . . . . 1931  
 Glick, Frederick (DB), Colorado A&M . . . . . 1960-61  
 Goble, Les (B), Alfred . . . . . 1954-55  
 Goldberg, Marshall "Biggie" (B/DB), Pittsburgh . . . . . 1939-40, 46-48  
 Golden, Brittan (WR), West Texas A&M . . . . . 2013-  
 Goldman, Markus (LB), Missouri . . . . . 2015-  
 Goldman, Sam (E), Ohio State . . . . . 1948  
 Goldsberry, John (T), Indiana . . . . . 1949-50  
 Goode, Irv (G/C), Kentucky . . . . . 1962-71  
 Goode, John (TE), Youngstown State . . . . . 1984  
 Goode, Zaviar (LB), Missouri . . . . . 2016-  
 Goodman, Aubrey (T), Chicago . . . . . 1927  
 Goodman, Don (RB), Cincinnati . . . . . 1987  
 Gooodspeed, Mark (T), Nebraska . . . . . 1980  
 Gordon, Bob (B), Tennessee . . . . . 1958  
 Gordon, Lou (T), Illinois . . . . . 1930-35  
 Gorin, Brandon (T), Purdue . . . . . 2006  
 Goss, Jason (CB), Texas Christian . . . . . 2003  
 Grace, Steve (C), Arizona . . . . . 2002-03  
 Graham, Aaron (C), Nebraska . . . . . 1996-99  
 Graham, Al (G), None . . . . . 1932-33  
 Graham, Ben (P), Deakin (Australia) . . . . . 2008-11  
 Graham, Kent (QB), Ohio State . . . . . 1996-97  
 Gramatica, Bill (K), South Florida . . . . . 2001-03  
 Grant, Charles (G/T), Southern . . . . . 1961  
 Grant, Hugh (B), St. Mary's (Calif.) . . . . . 1928  
 Gray, Cecil (G/T), North Carolina . . . . . 1995  
 Gray, Earnest (WR), Memphis State . . . . . 1985  
 Gray, Ken (G), Howard Payne . . . . . 1958-69  
 Gray, Mel (WR), Missouri . . . . . 1971-82  
 Gray, Oscar (FB), Arkansas . . . . . 1995  
 Gray, Tim (DB), Texas A&M . . . . . 1975  
 Graybill, Mike (T), Boston University . . . . . 1990  
 Green, Eric (CB), Virginia Tech . . . . . 2005-08  
 Green, Justin (FB), Montana . . . . . 2009  
 Green, Marshay (CB), Mississippi . . . . . 2011  
 Green, Roy (DB/WR), Henderson State . . . . . 1979-90  
 Greene, Doug (DB), Texas A&I . . . . . 1978  
 Greene, Ed (E), Loyola (Ill.) . . . . . 1926-27  
 Greene, Frank (B), Tulsa . . . . . 1934  
 Greene, Ken (DB), Washington State . . . . . 1978-82  
 Greer, Curtis (DE), Michigan . . . . . 1980-87  
 Greisen, Chris (DB), Northwest Missouri State . . . . . 1999-01  
 Gresham, Jermaine (TE), Oklahoma . . . . . 2015-  
 Grice, Marion (RB), Arizona State . . . . . 2014  
 Griffin, Bob (C/G), Arkansas . . . . . 1961  
 Griffin, Jeff (CB), Utah . . . . . 1981-85  
 Griffith, Homer (B), Southern California . . . . . 1934  
 Griffith, Robert (FS), San Diego State . . . . . 2005-06  
 Grigas, John (B), Holy Cross . . . . . 1943-44  
 Groom, Jerry (C), Notre Dame . . . . . 1951-55  
 Grosvenor, Elois (DE), Tennessee Tech . . . . . 1982-85  
 Groves, George (B), Colorado . . . . . 1936-37  
 Groves, Quentin (LB), Auburn . . . . . 2012  
 Gruttadauria, Mike (C), Central Florida . . . . . 2000-02  
 Guglielmi, Ralph (QB), Notre Dame . . . . . 1961  
 Guidry, Kevin (CB), Louisiana State . . . . . 1989  
 Gunter, Rodney (DT), Delaware State . . . . . 2015-  
 Guynes, Thomas (T), Michigan . . . . . 1997-98

## H

Haeyer, Adam (G/T), Minnesota . . . . . 2005  
 Hackbart, Dale (DB), Wisconsin . . . . . 1971-72  
 Hadd, Gary (DT), Minnesota . . . . . 1989  
 Hadnot, Rex (G), Houston . . . . . 2010-11  
 Haggans, Clark (LB), Colorado State . . . . . 2008-11  
 Hairston, Carl (DT), Maryland-Eastern Shore . . . . . 1990  
 Hall, John (B), Texas Christian . . . . . 1940-41, '43  
 Hall, Ken (RB), Texas A&M . . . . . 1959, '61  
 Hall, Max (QB), Brigham Young . . . . . 2010-11  
 Halloran, Shawn (QB), Boston College . . . . . 1987  
 Halstrom, Bernie (B), Illinois . . . . . 1920-21  
 Hambrick, Troy (RB), Savannah State . . . . . 2004  
 Hamilton, Lawrence (WR), Stephen F. Austin . . . . . 2004  
 Hammonk, Malcolm (RB), Florida . . . . . 1955, 57-66

# ARIZONA CARDINALS

Hammond, Gary (WR), Southern Methodist.....	1973-76	Holmes, Don (WR), Mesa College (Colo.).....	1986-90	Johnson, Dirk (P), Northern Colorado.....	2008
Handler, Phil (G), Texas Christian.....	1930-36	Holmes, Lester (G), Jackson State.....	1998-00	Johnson, D.J. (DB), Kentucky.....	1996
Hanke, Carl (E), Minnesota.....	1924	Holt, Terence (FS), North Carolina State.....	2007	Johnson, Dennis (DE), Kentucky.....	2002-03
Hanton, Bob (B), Loras.....	1948	Hood, Roderick (CB), Auburn.....	2007-08	Johnson, Eric (LB), Nebraska.....	2005
Hansen, Cliff (B), Luther.....	1933	Hoops, Bryan (DT), Arizona State.....	1994	Johnson, Gregory (SS), Oklahoma State.....	1987
Hanson, Homer (G), Kansas State.....	1935-36	Horne, Greg (P), Arkansas.....	1987-88	Johnson, Herman (G/T), Louisiana State.....	2009
Harder, Pat (B), Wisconsin.....	1946-50	Horstmann, Roy (B), Purdue.....	1934	Johnson, Jaymar (WR), Jackson State.....	2011
Hardy, Darryl (LB), Tennessee.....	1994-95	Horween, Arnold (B), Harvard.....	1921-24	Johnson, Jerome (FB), Nevada.....	2010
Hardy, Jim (B), Southern California.....	1949-51	Horween, Ralph (B), Harvard.....	1921-23	Johnson, Johnny (RB), San Jose State.....	1990-92
Harris, Terry (TE), Southern Mississippi.....	1998-2001	Houghton, Jerry (T), Washington State.....	1951	Johnson, LeShon (RB), Northern Illinois.....	1995-97
Hargrove, Jim (LB), Howard Payne.....	1971-72	Houser, John (G/T), Redlands.....	1963	Johnson, Paris (DB), Miami (Ohio).....	1999
Harm, Ham (C), Tulsa.....	1937	Houser, Rob (TE), Florida Atlantic.....	2011-14	Johnson, Rashad (S), Alabama.....	2009-15
Harrell, Willard (RB), Pacific.....	1978-84	Howard, Thomas (LB), Texas Tech.....	1984-85	Johnson, Ray (B), Denver.....	1940
Harrington, Perry (RB), Jackson State.....	1984-85	Howard, Ty (CB), Ohio State.....	1997-98	Johnson, Teyo (TE), Stanford.....	2005
Harris, Bob (LB), Auburn.....	1983-85	Hoyer, Brian (QB), Michigan State.....	2012	Johnson, Troy (WR), Southern.....	1986-87
Harris, Ike (WR), Iowa State.....	1975-77	Hubert, Chris (WR), Fayetteville State.....	2016	Johnson, Jim (B), Washington.....	1946
Harris, Kenny (DB), North Carolina State.....	1997	Huff, Orlando (LB), Fresno State.....	2005-06	Jonassen, Eric (G), Bloomsburg (Pa.).....	1996-97
Harris, Odie (DB), Sam Houston State.....	1992-94	Huffman, Frank (G), Marshall.....	1939-41	Jones, Ben (B), Grove City.....	1927-28
Harris, Quentin (QB), Syracuse.....	2002-05	Hughes, Bernie (C), Oregon.....	1934-36	Jones, Chandler (LB), Syracuse.....	2016-
Harris, William (TE), Bishop.....	1987	Hughes, Robert (RB), Notre Dame.....	2014	Jones, Ernie (WR), Indiana.....	1988-92
Harrison, Reggie (RB), Cincinnati.....	1974	Hughes, Van (DT), Southwest Texas State.....	1986	Jones, Freddie (TE), North Carolina.....	2002-04
Hart, Jim (QB), Southern Illinois.....	1966-83	Hultz, George (DT), Southern Mississippi.....	1962	Jones, Greg (LB), Colorado.....	2002
Hart, Lawrence (TE), Southern.....	2001	Hummel, Arnie (B), Lombard.....	1927	Jones, Jack (LB), Virginia Tech.....	1991-93
Hartfield, Trevon (CB/S), SW Oklahoma State.....	2016	Humphrey, Buddy (DB), Baylor.....	1963-65	Jones, Mike (DE), North Carolina State.....	1991-93
Hartle, Greg (LB), Newberry (S.C.).....	1974-76	Humphries, D.J. (T), Florida.....	2015-	Jones, Onrea (WR), Hampton.....	2010
Hartong, George (G), Chicago.....	1924	Hunley, Ricky (LB), Arizona.....	1988	Jones, Steve (RB), Duke.....	1974-78
Hartsorn, Larry (G), Kansas State.....	1955	Hunter, Darrell (CB), Miami (Ohio).....	2006	Jones, Thomas (RB), Virginia.....	2000-02
Harvey, Frank (FB), Georgia.....	1994	Hunter, Monte (DB), Salem College.....	1983	Jones, Tony (DB), Syracuse.....	1995
Harvey, Ken (LB), California.....	1988-93	Hunter, Patrick (CB), Nevada.....	1995	Jones, Tyrone (LB), Southern.....	1988
Hasselbeck, Tim (QB), Boston College.....	2007	Hurburt, John (G), Chicago.....	1924-25	Jordan, Kevin (WR), UCLA.....	1996
Hayden, John (G), Sul Ross State.....	1954-55	Husmann, Ed (G), Nebraska.....	1953, '56-59	Jordan, Tony (RB), Kansas State.....	1988-89
Hauser, Art (G), Xavier.....	1959	Hust, Al (E), Tennessee.....	1946	Jordan, Tim (TE), Indiana.....	1989-91
Hayden, Leo (RB), Ohio State.....	1972-73	Hutchison, Chuck (G), Ohio State.....	1970-72	Joyce, Don (T), Tulane.....	1951-53
Hayes, Gerald (LB), Pittsburgh.....	2003-10	Hyatt, Freddie (WR), Auburn.....	1968-72	Joyce, Matt (OL), Richmond.....	1996-00
Hayes, Jarius (TE), North Alabama.....	1996, '98	Hyche, Steve (LB), Livingston.....	1991-93	Joyce, Terry (P), Missouri Southern.....	1976-77
Healy, Chip (LB), Vanderbilt.....	1969-70			Joyner, Seth (LB), Texas-El Paso.....	1994-96
Healy, Todd (TE), Arizona State.....	2011-12			Jue, Bhawoh (S), Penn State.....	2007
Hearst, Garrison (RB), Georgia.....	1993-95	<b>I</b>		Junior, E.J. (LB), Alabama.....	1981-88
Heater, Don (RB), Montana Tech.....	1972	Illman, Ed (B), Montana.....	1928	Junkin, Trey (TE/LS), Louisiana Tech.....	1996-2001
Heflin, Victor (DB), Delaware State.....	1983	Imhof, Martin (DE), San Diego State.....	1972		
Heidel, Jimmy (DB), Mississippi.....	1966	Irving, Terry (LB), McNeese State.....	1994-98		
Henessey, Brian (RB), Bucknell.....	1994	Isaacson, Ted (T), Washington.....	1934-35		
Henke, Ed (DE), South Carolina.....	1961-63	Issa, Jabari (DE), Washington.....	2000-01	<b>K</b>	
Hennessey, Jerry (E), Santa Clara.....	1950-51	Iupati, Mike (G), Idaho.....	2015-	Karwas, John (B), Illinois.....	1952
Henry, Steve (DB), Emporia State.....	1979-80	Ivey, Frank (Pop), (E), Oklahoma.....	1940-42, '45-47	Karwales, John (E), Michigan.....	1947
Heron, Fred (DT), San Jose State.....	1966-72	Iwema, Kenny (DE), Iowa.....	2008-10	Kasper, Kevin (WR), Iowa.....	2002-03
Hickman, Larry (B), Baylor.....	1959	Izo, George (QB), Notre Dame.....	1960	Kasperek, Dick (C), Iowa State.....	1966-68
Higgins, Jim (G), Trinity Texas.....	1941			Kassel, Charles (E), Illinois.....	1929-33
Higgins, Tom (T), North Carolina.....	1953	<b>J</b>		Kauahi, Kani (C), Hawaii.....	1989-91, '93
Higgs, Mark (RB), Kentucky.....	1994-95	Jacke, Chris (C), Texas-El Paso.....	1998-99	Kay, Bill (DB), Purdue.....	1984
Highsmith, Ali (LB), Louisiana State.....	2008-09	Jackson, Arnold (WR), Louisville.....	2001-02	Keane, Tom (B), West Virginia.....	1955
Hightower, Tim (RB), Richmond.....	2008-10	Jackson, Charles (RB), Southern Methodist.....	1958	Kearney, Tim (LB), Northern Michigan.....	1976-81
Hill, Don (B), Stanford.....	1929	Jackson, Dexter (FS), Florida State.....	2003-04	Keans, Tom (T), Miami (Fla.).....	1946
Hill, Eric (LB), Louisiana State.....	1989-97	Jackson, James (RB), Miami.....	2005	Kearns, Sean (QB), Williams (Mass.).....	2000
Hill, Irv (B), Trinity (Tex.).....	1931-32	Jackson, John (WR), Southern California.....	1990-92	Keir, Rick (G), Garthage.....	1982
Hill, James (DB), Sam Houston State.....	1960-64	Jackson, John (WR), Southern California.....	1990-92	Keiser, Thomas (LB), Stanford.....	2014
Hill, King (OB), Rice.....	1960-69	Jackson, Mark (CB), Abilene Christian.....	1987	Keith, Brandon (T), Northern Iowa.....	2008-11
Hill, Randal (WR), Miami (Fla.).....	1991-94	Jackson, Roland (FB/LB), Rice.....	1962	Keithley, Gary (DB), Texas-El Paso.....	1973-75
Hill, Renaldo (CB), Michigan State.....	2001-04	Jacobs, Marv (T), None.....	1948	Kelmetec, Senio (G), Washington.....	2012
Hillebrand, Jerry (LB), Colorado.....	1967	Jagielski, Harry (T), Indiana.....	1956	Kellogg, Bill (B), Syracuse.....	1926
Hinchman, Hub (B), Butler.....	1933-34	James, Edgeryn (RB), Miami (Fla.).....	2006-08	Kellogg, Bob (B), Northeast Louisiana/Tulane.....	1940
Hoage, Terry (S), Georgia.....	1994-96	James, Javaris (RB), Miami (Fla.).....	2012	Kellogg, Clarence (B), St. Mary's (Calif.).....	1936
Hobley, Lifford (DB), Louisiana State.....	1985	Jankovich, Keever (E), Pacific.....	1953	Kellum, Marv (LB), Wichita State.....	1977
Hobson, Victor (LB), Michigan.....	2008	Jarochuck, Iliia (LB), New Hampshire.....	1987-88, '89	Kelly, Tommy (DT), Mississippi State.....	2014
Hock, John (T), Santa Clara.....	1950	Jax, Garth (LB), Florida State.....	1989-95	Kendall, Pete (G), Boston College.....	2001-03
Hodel, Nathan (LS), Illinois.....	2001-08	Jefferson, A.J. (CB), Fresno State.....	2010-11	Kennard, Derek (G), Nevada.....	1986-90
Hodgins, James (RB), San Jose State.....	2003-05	Jefferson, D.C. (TE), Rutgers.....	2013	Kennedy, George (G), St. Bonaventure.....	1930
Hoel, Bob (G), Pittsburgh.....	1937-38	Jefferson, Tony (S), Oklahoma.....	2013-16	Keseday, Bob (TE), Texas-El Paso.....	1987
Hoey, George (DB), Michigan.....	1971	Jeffery, Tony (WR), Texas Christian.....	1988	Keys, Brady (DB), Colorado State.....	1966
Hoffman, John (DE), Hawaii.....	1972	Jenkins, MarTay (WR), Nebraska-Omaha.....	1999-02	Keys, Isaac (LB), Morehouse.....	2004-05
Hogan, Tom (T), Detroit.....	1926	Jenkins, Mike (CB), South Florida.....	2016	Kiechicki, Walt (E), Miami (Fla.).....	1944
Hogeboom, Gary (QB), Central Michigan.....	1989	Jennings, John (T), Ohio State.....	1950-57	Kiefing, Walt (G), St. Thomas (Minn.).....	1929-33
Hogland, Doug (G), Oregon State.....	1956-58	Joe, Leon (LB), Maryland.....	2004	Kiley, Roger (E), Notre Dame.....	1923
Hogue, Murrell (T), Centenary.....	1929	John, Ulrick (T), Georgia State.....	2016-	Klithier, Lyndia (G), None.....	1928
Holiday, Carlyle (WR), Notre Dame.....	2005-06	Johnson, Al (C), Wisconsin.....	2007-08	Kindle, Greg (T), Tennessee State.....	1974-75
Holliday, Ronnie (DE), North Carolina.....	2011-12	Johnson, Al (B), Kentucky.....	1939-41	Kinek, George (B), Tulane.....	1954
Holloway, David (LB), Maryland.....	2007	Johnson, Bobby (DB), Texas.....	1985-86	King, Andy (B), West Virginia.....	1923-24
Holloway, Johnny (CB), Kansas.....	1987	Johnson, Brandon (LB), Louisville.....	2006-07	King, Emmett (B), None.....	1954
Holloway, Randy (DE), Pittsburgh.....	1984	Johnson, Bryant (WR), Penn State.....	2003-07	King, Jeff (TE), Virginia Tech.....	2011-13
Holm, Bernie (B), Alabama.....	1932	Johnson, Charles (DB), Grambling.....	1981	King, Kenny (DT), Alabama.....	2003-06
Holman, Scott (WR), Oregon.....	1986	Johnson, Charley (DB), New Mexico State.....	1961-69	King, Shaun (QB), Tulane.....	2004
Holmer, Walt (B), Northwestern.....	1931-32	Johnson, Chris (RB), East Carolina.....	2015-	Kinger, Ellsworth (B), Tulane.....	1954
		Johnson, Chuckie (DT), Auburn.....	1993	Kirk, Randy (LB), San Diego State.....	1989, 94-95
		Johnson, David (RB), Northern Iowa.....	2015-	Klmeck, Tony (E), Illinois.....	1951-52



Klumb, John (E), Washington State . . . . .	1939-40	Liwinski, Chris (G/T), Indiana . . . . .	2006	McBride, Oscar (TE), Notre Dame . . . . .	1995-96
Knaflec, Gary (E), Colorado . . . . .	1954	Loefke, Dick (T), Wisconsin . . . . .	1948-49	McBride, Truman (CB), Mississippi . . . . .	2010
Knaflach, Charles (C), Loyola (Ill.) . . . . .	1920-21	Lofton, Steve (DB), Texas A&M . . . . .	1991-93	McCann, Bryan (CB), Southern Methodist . . . . .	2013
Knight, Shawn (DT), Brigham Young . . . . .	1989	Logan, Chuck (E), Northwestern . . . . .	1965, '67-68	McCarty, Keith (DE), Alabama . . . . .	1994-95
Knight, Tom (CB), Iowa . . . . .	1997-2001	Lokanc, Joe (E), Northwestern . . . . .	1941	McCarthy, John (B), St. Francis . . . . .	1944
Knolla, John (B), Creighton . . . . .	1942, '45	Lomack, Tony (WR), Florida . . . . .	1991	McCleskey, J.J. (DB), Tennessee . . . . .	1996-00
Knox, Kevin (WR), Florida State . . . . .	1994	Lomax, Neil (DB), Portland State . . . . .	1981-89	McCombs, Tony (LB), Eastern Kentucky . . . . .	1997-98
Kochel, Mike (G), Fordham . . . . .	1939	Long, Dave (DE), Iowa . . . . .	1966-68	McConkey, Phil (WR), Navy . . . . .	1989
Koegel, Warren (G), Penn State . . . . .	1973	Long, Lance (WR), Mississippi State . . . . .	2009	McCown, Josh (QB), Sam Houston State . . . . .	2002-05
Koehler, Bob (G), Northwestern . . . . .	1921-26	Longo, Tom (DB), Notre Dame . . . . .	1971	McCoy, LeRon (WR), Indiana (Pa.) . . . . .	2005-06
Koken, Mike (B), Notre Dame . . . . .	1933	Lott, Thomas (RB), Oklahoma . . . . .	1979	McCoy, Tony (DT), Florida . . . . .	2000
Kolb, Kevin (QB), Houston . . . . .	2011-12	Louis, Lamar (LB), Louisiana State . . . . .	2016	McCullough, Andy (WR), Tennessee . . . . .	1998-99
Koldziej, Ross (DT), Wisconsin . . . . .	2004-06, '07	Love, Duval (G), UCLA . . . . .	1995-96	McCullough, Hugh (B), Oklahoma . . . . .	1940-41
Koman, William (LB), North Carolina . . . . .	1959-67	Love, Randy (RB), Houston . . . . .	1979-85	McCusker, Jim (T), Pittsburgh . . . . .	1958
Komar, Max (WR), Idaho . . . . .	2010	Loyd, Mike (QB), Missouri Southern State . . . . .	1979-80	McDaniel, Emmanuel (CB), East Carolina . . . . .	2003
Konovsky, Bob (G), Wisconsin . . . . .	1956-58	Lucas, Justin (DB), Abilene Christian . . . . .	1999-2003	McDermott, Lloyd (T), Kentucky . . . . .	1950-51
Kortas, Ken (DT), Louisville . . . . .	1964	Lumpkin, Ricky (DT), Kentucky . . . . .	2012-13	McDole, Roland (DE), Nebraska . . . . .	1961
Kreider, Dan (FB), New Hampshire . . . . .	2009	Lunceford, Dave (T), Baylor . . . . .	1957	McDonald, Brandon (CB), Memphis . . . . .	2010
Krejci, Joe (E), Peru State (Ind.) . . . . .	1934	Lunz, Gerry (G), Marquette . . . . .	1925-26	McDonald, Devon (LB), Notre Dame . . . . .	1996
Krieg, Dave (DB), Milton . . . . .	1995	Lutui, Deuce (G), Southern California . . . . .	2006-11	McDonald, Mike (LB), Catawba . . . . .	1976
Krueger, Rolf (DE), Texas A&M . . . . .	1969-71	Lyles, Lester (FS), Virginia . . . . .	1988	McDonald, Tim (SS), Southern California . . . . .	1987-92
Kuharich, Joe (G), Notre Dame . . . . .	1940-41, '45	Lyman, Jeff (LB), Brigham Young . . . . .	1972	McDonnell, Mickey (B), None . . . . .	1925-30
Kupp, Craig (DB), Pacific Lutheran . . . . .	1991	Lynch, Lorenzo (DB), California State-Sacramento . . . . .	1990-95	McDonough, Coley (B), Dayton . . . . .	1939, '44
Kutner, Mal (E), Texas . . . . .	1946-50	Lynch, Lynn (G), Illinois . . . . .	1951	McDowell, John (T), St. John's (Minn.) . . . . .	1966
Kuzman, John (T), Fordham . . . . .	1941	Lynch, Shawn (C), Duke . . . . .	2005-06	McElroy, Leeland (RB), Texas A&M . . . . .	1996-97
<b>L</b>					
LaBoy, Travis (DE/LB), Hawaii . . . . .	2008	<b>M</b>			
Lach, Steve (B), Duke . . . . .	1942	MacDonald, Mark (G/C), Boston College . . . . .	1988	McFarland, Jim (E), Nebraska . . . . .	1970-74
Ladd, Jim (E), Bowling Green . . . . .	1954	Mack, Cedric (DB), Baylor . . . . .	1983-90	McGee, Bob (T), Santa Clara . . . . .	1938
LaFleur, Greg (TE), Louisiana State . . . . .	1981-85	Mack, Terrence (LB), Clemson . . . . .	1987	McGee, Dell (CB), Auburn . . . . .	1996-98
LaHood, Mike (G), Wyoming . . . . .	1970	Mackey, Kyle (DB), East Texas State . . . . .	1984	McGee, Michael (G), Duke . . . . .	1960-62
Lainhart, Porter (B), Washington State . . . . .	1933	Macklin, David (CB), Penn State . . . . .	2004-06	McGill, Eddie (TE), Western Carolina . . . . .	1982-84
Lamb, Rod (B), Lombard . . . . .	1926-27, '33	Madden, Lloyd (DB), Colorado Mines . . . . .	1940	McGill, Mike (LB), Notre Dame . . . . .	1971-72
Lane, Dick "Night Train" (CB), Scottsbluff J.C. . . . .	1954-59	Maddock, Bob (G), Notre Dame . . . . .	1942, '46	McGraw, Mike (LB), Wyoming . . . . .	1976
Lane, MacArthur (R), Utah State . . . . .	1968-71	Maddox, Mark (LB), Northern Michigan . . . . .	1998-00	McHann, Lamar (QB), Arkansas . . . . .	1954-58
Lange, Bill (G), Dayton . . . . .	1954-55	Maeda, Chet (B), Colorado A&M . . . . .	1946	McInerney, Arnie (C), Notre Dame . . . . .	1920-27
Lange, Jim (E), Montana State . . . . .	1929	Magulick, George (B), St. Francis . . . . .	1944	McIntyre, Hugh (E), Southern Mississippi . . . . .	1960-62
LaRosa, Paul (E), None . . . . .	1920-21	Mahoney, Ike (B), Creighton . . . . .	1925-28, '31	McIntyre, Jeff (LB), Arizona State . . . . .	1980
Larsen, Ted (G/C), North Carolina State . . . . .	2014-15	Makovicka, Joel (FB), Nebraska . . . . .	1999-02	McIvor, Rick (QB), Texas . . . . .	1984-85
Larson, Fred (C), Notre Dame . . . . .	1929	Malouf, Ray (B), Southern Methodist . . . . .	1941, '46-48	McKenzie, Reggie (LB), Tennessee . . . . .	1989
Larson, Lou (B), None . . . . .	1929	Malloj, Les (B), Loyola (Ill.) . . . . .	1931-33	McKinley, Dennis (FB), Mississippi State . . . . .	1999-02
Larson, Paul (DB), California . . . . .	1957	Manges, Mark (QB), Maryland . . . . .	1978	McKinnon, Ronald (LB), North Alabama . . . . .	1996-04
Lasker, Greg (FS), Arkansas . . . . .	1988	Manley, Dexter (DE), Oklahoma State . . . . .	1990	McMahon, Byron (G), Cornell . . . . .	1923
Lassiter, Kwamie (DB), Kansas . . . . .	1995-02	Mann, Dave (B), Oregon State . . . . .	1955-57	McMahon, Jim (QB), Brigham Young . . . . .	1994
Latin, Jerry (RB), Northern Illinois . . . . .	1975-78	Mape, Howard (B), Oregon State . . . . .	1930	McMillan, Ernie (T), Illinois . . . . .	1961-74
Latourette, Chuck (DB/P), Rice . . . . .	1967-68, '70-71	Marchibroda, Ted (DB), Detroit . . . . .	1957	McNally, Frank (C), St. Mary's (Calif.) . . . . .	1931-34
Lauro, Lin (B), Pittsburgh . . . . .	1951	Marcellot, Ed (G), Lamar . . . . .	1967	McNanie, Sean (DE), San Diego State . . . . .	1988
Lawrence, Jim (B), Texas Christian . . . . .	1936-39	Marelli, Ray (G), Notre Dame . . . . .	1928	McNulty, Paul (E), Notre Dame . . . . .	1924-25
Lawson, Javone (WR), Louisiana-Lafayette . . . . .	2013	Markham, Dale (T), North Dakota . . . . .	1981	McPhee, Frank (E), Princeton . . . . .	1955
Leach, Mike (LS), William & Mary . . . . .	2009-15	Marotti, Lou (G), Toledo . . . . .	1943-45	McQuarters, Ed (DT), Oklahoma State . . . . .	1965
Leahy, Ryan (OL), Notre Dame . . . . .	1997	Marquardt, John (E), Illinois . . . . .	1921	McQuistan, Pat (G/T), Weber State . . . . .	2012
Leasy, Wesley (LB), Mississippi State . . . . .	1995-96	Marsh, Doug (TE), Michigan . . . . .	1980-86	McWilliams, Johnny (TE), Southern California . . . . .	1996-99
Leckey, Nick (C), Kansas State . . . . .	2004-06	Marshall, Richard (CB), Fresno State . . . . .	2011	Meggysey, Dave (LB), Syracuse . . . . .	1963-69
Ledbetter, Homer (B), Arkansas . . . . .	1932-33	Marshall, Wilber (LB), Florida . . . . .	1994	Mehring, Pete (T), Kansas . . . . .	1934-36
Lee, Bobby (E), Minnesota . . . . .	1968	Martin, Caleb (T), Louisiana Tech . . . . .	1947	Melinger, Steve (E), Kentucky . . . . .	1961
Lee, Charles (WR), Central Florida . . . . .	2005	Martin, Gabe (LB), Bowling Green . . . . .	2015-	Meinert, Dale (LB), Oklahoma State . . . . .	1958-67
Lee, Jeff (WR), Nebraska . . . . .	1980	Martin, Glen (B), Southern Illinois . . . . .	1932	Melinkovich, M. (DE), Grays Harbor J.C. (Wash.) . . . . .	1965-66
Lee, John (G), UCLA . . . . .	1986	Martin, John (B), Oklahoma . . . . .	1941-44	Memmaar, Dale (G), Wyoming . . . . .	1960-61
Lee, Monte (LB), Texas . . . . .	1961	Martin, Kareem (DE/LB), North Carolina . . . . .	2014-	Mendenhall, Rashard (RB), Illinois . . . . .	2013
Lee, Oudious (DT), Nebraska . . . . .	1980	Mason, Joel (E), Western Michigan . . . . .	1939	Mergen, Mike (T), San Francisco . . . . .	1952
Leinart, Matt (QB), Southern California . . . . .	2006-09	Massey, Robert (DB), North Carolina Central . . . . .	1991-93	Merkley, Elmer (T), Pittsburgh . . . . .	1944
Leggett, Dave (B), Ohio State . . . . .	1955	Massie, Bobby (T), Mississippi . . . . .	2012-15	Merritt, David (LB), North Carolina State . . . . .	1993-95
Lenon, Paris (LB), Richmond . . . . .	2010-12	Masters, Walter (OLB), Pennsylvania . . . . .	1943-45	Mertes, Bernard (B), Iowa . . . . .	1945
Leonard, John (T), Indiana . . . . .	1922-23	Mathieu, Tyrann (S), Louisiana State . . . . .	2013-	Mestnik, Frank (RB), Marquette . . . . .	1960-61
LeVeck, Jack (LB), Ohio . . . . .	1973-74	Mathis, Evan (G), Alabama . . . . .	2016	Metcalf, Eric (WR/KR), Texas . . . . .	1998
Levy, Chuck (WR/RB/KR), Arizona . . . . .	1994-95	Matson, Ollie (RB), San Francisco . . . . .	1952-58	Metcalf, Terry (RB), California State-Long Beach . . . . .	1973-77
Lewis, Bill (C), Nebraska . . . . .	1990-92	Mau'i, Reagan (FB), Hawaii . . . . .	2010-12	Method, Russ (B), None . . . . .	1929
Lewis, Charles (T), Iowa . . . . .	1959	Maudin, Stan (T), Texas . . . . .	1946-48	Mikula, Mike (B), Oregon . . . . .	1934-36
Lewis, Jonathan (DT), Virginia Tech . . . . .	2006	Maumalanga, Chris (DT), Kansas . . . . .	1995-96	Miller, Harlan (CB/S), St. Louisiana . . . . .	2016
Lewis, Woodley (B), Oregon . . . . .	1956-59	Mauro, Jose (DE/DT), Stanford . . . . .	2014-	Miller, Jamir (LB), UCLA . . . . .	1994-98
Liebel, Frank (E), Norwich . . . . .	1948	May, Bill (B), Louisiana State . . . . .	1937-38	Miller, Milford (G), Chadron State . . . . .	1936-37
Lillard, Joe (B), Oregon State . . . . .	1932-33	May, Chad (QB), Kansas State . . . . .	1996	Miller, Terry (LB), Illinois . . . . .	1971-74
Lind, Al (C), Northwestern . . . . .	1936	May, Mark (G/T), Pittsburgh . . . . .	1992-93	Milligan, Hank (SS), Houston . . . . .	2006
Lindley, Ryan (QB), San Diego State . . . . .	2012-14	Mayes, Adrian (SS), Louisiana State . . . . .	2004-05	Mims, Robert (RB), Kansas . . . . .	1988
Lindow, A (B), Washington (Mo.) . . . . .	1945	Mayes, Tony (FS), Kentucky . . . . .	1987	Minifiefield, Kevin (DB), Arizona State . . . . .	1997
Lindsay, Corey (CB), Southern Illinois . . . . .	2011	Maynard, Don (WR), Texas-E. Paso . . . . .	1973	Minter, Kevin (LB), Louisiana State . . . . .	2013-16
Lipinski, Jim (T), Fairmont State . . . . .	1950	Mays, Stafford (DE), Washington . . . . .	1980-86	Mitchell, Lance (LB), Oklahoma . . . . .	2005
Lipstadt, Ed (G), Wake Forest . . . . .	1952	McAddley, Jason (WR), Alabama . . . . .	2002-03	Mitchell, Roland (CB), Texas Tech . . . . .	1988-89
Lisch, Rusty (QB), Notre Dame . . . . .	1980-84	McAdoo, Derrick (RB), Baylor . . . . .	1987-88	Mitchell, Stump (RB), Citadel . . . . .	1981-89
Little, David (TE), Middle Tennessee State . . . . .	1990	McAfee, Fred (RB), Mississippi College . . . . .	1994	Mitchell, Tywan (WR/TE), Minnesota State-Mankato . . . . .	1999-01
Little, Steve (P/K), Arkansas . . . . .	1978-80	McBride, Adrian (WR), Missouri . . . . .	1987	Moch, Dontay (LB), Nevada . . . . .	2013
		McBride, Charles (B), Washington State . . . . .	1936	Moe, Hal (B), Oregon State . . . . .	1933





# ARIZONA CARDINALS

Mohardt, John (B), Notre Dame . . . . .	1922-23
Momah, Ifeanyi (TE), Boston College . . . . .	2015-
Monaco, Rob (C), Vanderbilt . . . . .	1985
Monaco, Ron (LB), South Carolina . . . . .	1986
Monahan, Regis (G), Ohio State . . . . .	1939
Montfort, Avery (B), New Mexico . . . . .	1941
Montgomery, Bill (B), Louisiana State . . . . .	1946
Montgomery, Ralph (T), Centre . . . . .	1923
Moody, Thomas (G), Florida . . . . .	2002
Mooney, Jim (T), Georgetown . . . . .	1935
Moore, Alton (DE), Auburn . . . . .	2002
Moore, Bill (B), Loyola (La.) . . . . .	1932
Moore, Brandon (T), Duke . . . . .	1995
Moore, Derrick (RB), Northeastern State (Okla.) . . . . .	1996-97
Moore, Langston (DT), South Carolina . . . . .	2005-06
Moore, Ricky (FB), Alabama . . . . .	1988
Moore, Rob (WR), Syracuse . . . . .	1995-2001
Moore, Ronald (RB), Pittsburg State (Kan.) . . . . .	1993-94, '97
Moore, Sio (LB), Connecticut . . . . .	2016
Moran, Francis (B), Grinnell . . . . .	1927
Morey, Sean (WR), Brown . . . . .	2007-09
Morgan, Bob (T), Maryland . . . . .	1954
Morgan, Don (DB), Nevada . . . . .	2002
Morris, Mike (G), Northeast Missouri State . . . . .	1987-88
Morris, Wayne (RB), Southern Methodist . . . . .	1976-83
Morrow, Bob (G), Illinois Wesleyan . . . . .	1941-43
Morrow, Harold (FB), Auburn . . . . .	2005
Morrow, John (G), Kearney State . . . . .	1937-38
Moses, J.J. (WR/KR), Iowa State . . . . .	2005
Moses, Quentin (DE), Georgia . . . . .	2007
Moss, Eddie (RB), Southeast Missouri State . . . . .	1973-76
Moten, Mike (DT), Florida . . . . .	1998-99
Moynihn, Tim (C), Notre Dame . . . . .	1932-33
Mueller, Bill (E), DePaul . . . . .	1937
Mullen, Tom (G), Southwest Missouri State . . . . .	1978
Mullen, Verne (E), Illinois . . . . .	1927
Mulleneaux, Lee (C), Arizona . . . . .	1938
Mulligan, Matthew (TE), Maine . . . . .	2014
Mulligan, Wayne (C), Clemson . . . . .	1969-73
Mumford, Tony (RB), Penn State . . . . .	1985
Murphy, Bill (G), Washington (Mo.) . . . . .	1940-41
Murphy, Jim (B), St. Thomas (Minn.) . . . . .	1928
Murphy, Tom (B), Arkansas . . . . .	1934
Murrell, Adrian (RB), West Virginia . . . . .	1998-99
Murrell, Bill (TE), Winston-Salem . . . . .	1979

## N

Nagel, Ray (B), UCLA . . . . .	1953
Nagel, Ross (T), St. Louis . . . . .	1942
Nagler, Gern (E), Santa Clara . . . . .	1953, '55-58
Nash, Zack (LB), Sacramento State . . . . .	2012
Navarre, John (DB), Michigan . . . . .	2004-06
Neacy, Clem (E), Colgate . . . . .	1928
Nedney, Joe (K), San Jose State . . . . .	1997-99
Neill, Jim (B), Texas Tech . . . . .	1939
Neils, Steve (LB), Minnesota . . . . .	1974-80
Nelson, Lee (S), Florida State . . . . .	1976-86
Nelson Jr., Robert (CB), Arizona State . . . . .	2015
Nelson, J.J. (WR), Alabama-Birmingham . . . . .	2015
Nesbitt, Dick (B), Drake . . . . .	1933
Nevers, Ernie (B), Stanford . . . . .	1929-31
Neuman, Bob (E), Illinois Wesleyan . . . . .	1934-36
Newhouse, Reggie (WR), Baylor . . . . .	2003-05
Nichelini, Al (B), St. Mary's (Calif.) . . . . .	1935-36
Nichols, Ham (G), Rice . . . . .	1947-49
Niklas, Troy (TE), Notre Dame . . . . .	2014-
Nisbet, Dave (E), Washington . . . . .	1933
Nix, John (DT), Southern Mississippi . . . . .	2004
Nkemdiche, Robert (DT), Mississippi . . . . .	2016
Nofsinger, Terry (DB), Utah . . . . .	1965-66
Noga, Niko (LB), Hawaii . . . . .	1984-88
Noga, Peter (LB), Hawaii . . . . .	1987
Nolan, Dick (B), Maryland . . . . .	1958
Nolan, Earl (T), Arizona . . . . .	1937-38
Norman, Bob (C), None . . . . .	1945
Norton, Jerry (DB), Southern Methodist . . . . .	1959-61
Novacek, Jay (TE), Wyoming . . . . .	1985-89
Novak, Nick (K), Maryland . . . . .	2005
Nugent, Mike (K), Ohio State . . . . .	2009
Nunn, Freddie Joe (DE), Mississippi . . . . .	1985-93
Nussbaumer, Bob (B), Michigan . . . . .	1949-50

## O

Oates, Brad (T), Brigham Young . . . . .	1976-77, '79-80
Obeck, Vic (G), Springfield . . . . .	1945
Obizor, Cyril (LB), Texas A&M . . . . .	2010
O'Brien, Dave (G), Boston College . . . . .	1966-67
O'Connor, Dan (G), Georgetown . . . . .	1920-24
O'Donoghue, Neil (K), Auburn . . . . .	1980-85
Ofahengau, Tevita (TE), Brigham Young . . . . .	2001
Ogden, Ray (FL), Alabama . . . . .	1965-66
Ogile, Rick (LB), Colorado . . . . .	1971
Oglesby, Cedric (G), South Carolina State . . . . .	2001
Ohalete, Ifeanyi (FS), Southern California . . . . .	2004
Ohrnberger, Rich (G/C), Penn State . . . . .	2012
Okafor, Alex (LB), Texas . . . . .	2013-16
Okefor, Chike (DE/LB), Purdue . . . . .	2005-09
Okobi, Chukky (C), Purdue . . . . .	2007
Okoniewski, Steve (DT), Washington . . . . .	1976
Oldham, Chris (DB), Oregon . . . . .	1991-94
Olerich, Dave (LB), San Francisco . . . . .	1969-70
Oliver, Clancy (CB), San Diego State . . . . .	1973
Oliver, Vince (DB), Indiana . . . . .	1945
Olson, Carl (T), UCLA . . . . .	1942
Oltszewski, Johnny (B), California . . . . .	1953-57
Osborne, Eldonta (LB), Louisiana Tech . . . . .	1990
Osborne, Richard (TE), Texas A&M . . . . .	1979
Otis, Jim (RB), Ohio State . . . . .	1973-78
Ottis, Brad (DT), Wayne State (Neb.) . . . . .	1996-2000
Owens, Don (DT), Southern Mississippi . . . . .	1960-63
Owens, Luke (DT), Kent State . . . . .	1958-65
Owens, Marv (WR), San Diego State . . . . .	1973

## P

Pace, Calvin (LB), Wake Forest . . . . .	2003-07
Palepoi, Anton (DE), Nevada-Las Vegas . . . . .	2005
Palmer, Carson (DB), Southern California . . . . .	2013-
Palmer, Scott (DT), Texas . . . . .	1972
Pancieri, Don (DB), San Francisco . . . . .	1952
Panelli, John (FB/LB), Notre Dame . . . . .	1951-53
Panfil, Kenneth (T), Purdue . . . . .	1960-62
Papaleo, Hal (B), Oregon State . . . . .	1935-38
Pappio, Joe (B), Haskell . . . . .	1930
Pardonner, Earl (B), Purdue . . . . .	1934-35
Paremore, Bob (RB), Florida A&M . . . . .	1963-64
Parish, Don (LB), Stanford . . . . .	1970-72
Parker, Buddy (B), Centenary . . . . .	1937-43
Parker, Ezekiel (WR), Louisville . . . . .	2002
Parker, Joe (E), Texas . . . . .	1946-47
Parlavichio, Chet (LB), Penn State . . . . .	1983
Parmele, Jalen (RB), Toledo . . . . .	2014
Parris, Gary (TE), Florida State . . . . .	1979-80
Parsons, Preston (DB), Northern Arizona . . . . .	2002-03
Pasquale, Ron (G), Akron . . . . .	1987
Pasquariello, Ralph (B), Villanova . . . . .	1951-52
Pasqueti, Tony (T), Notre Dame . . . . .	1955-57
Pate, Rupert (G), Wake Forest . . . . .	1940
Patrick, Ben (TE), Delaware . . . . .	2007-10
Patterson, Craig (DT), Brigham Young . . . . .	1991
Patulski, Walt (DE), Notre Dame . . . . .	1977
Paul, Don (DB/HB), Washington State . . . . .	1950-53
Paul, Tito (DB), Ohio State . . . . .	1995-97
Pearson, Bert (C), Kansas State . . . . .	1935-36
Peat, Todd (G), Northern Illinois . . . . .	1987-89
Pelfrey, Ray (E), Eastern Kentucky . . . . .	1952
Perko, John (G), Minnesota . . . . .	1944
Perrin, Benny (FS), Alabama . . . . .	1982-85
Perry, Gerald (K), California . . . . .	1960-62
Person, Ara (TE), Morgan State . . . . .	1972
Person, Brandon (S), Tiffin . . . . .	2015
Peters, Corey (DT), Kentucky . . . . .	2015-
Peters, Forest (B), Illinois . . . . .	1932
Peters, Scott (C), Arizona State . . . . .	2008
Peters, Volney (T), Southern California . . . . .	1952-53
Peterson, Ken (B), Gonzaga . . . . .	1935
Peterson, Patrick (CB), Louisiana State . . . . .	2011-
Peterson, Todd (K), Georgia . . . . .	1994
Petrovich, George (T), Texas . . . . .	1949-50
Phillips, Reggie (CB), Southern Methodist . . . . .	1988
Phillips, Rod (RB), Jackson State . . . . .	1979-80
Philpott, Dean (B), Fresno State . . . . .	1958
Pierce, Don (C), Kansas . . . . .	1943
Pierre, Olsen (DT), Miami (Fla.) . . . . .	2016-

Pisarkiewicz, Steve (QB), Missouri . . . . .	1978-79
Pittman, Charlie (RB), Penn State . . . . .	1970
Pittman, Danny (WR), Wyoming . . . . .	1983-84
Pittman, Michael (RB), Fresno State . . . . .	1998-2001
Plasman, Dick (E), Vanderbilt . . . . .	1946-47
Player, Scott (P), Florida State . . . . .	1998-06
Plummer, Jake (DB), Arizona State . . . . .	1997-02
Plummer, Tony (DB), Pacific . . . . .	1970
Plunkett, Art (T), Nevada-Las Vegas . . . . .	1981-84
Pollard, Bob (DE), Weber State . . . . .	1978-81
Polosky, Gordon (G), Tennessee . . . . .	1952-54
Polosoft, Fran (E), Washington State . . . . .	1950-52
Pool, Jim (E), Mississippi . . . . .	1945
Poole, Nathan (WR), Marshall . . . . .	2001, 02/04
Popa, Eli (B), Illinois . . . . .	1952
Popo, Leonard (TE), Georgia . . . . .	2006-08
Popovich, John (B), St. Vincent . . . . .	1944
Popovich, Milt (B), Montana . . . . .	1938-42
Porter, Joey (LB), Colorado State . . . . .	2010-11
Potterger, Earl (B), Ursinus . . . . .	1921
Potter, Nate (T), Boise State . . . . .	2012-13
Powell, William (RB), Kansas State . . . . .	2012
Powers, Jerrard (CB), Auburn . . . . .	2013-15
Prentice, Travis (RB), Miami (Ohio) . . . . .	2002
Preston, John (SS), Central State (Okla.) . . . . .	1987
Price, Givens (TE), Nebraska . . . . .	2016-
Price, Mitchell (DB), Tulane . . . . .	1992
Procell, Jarrett (DE), Louisiana Tech . . . . .	2001
Proehl, Ricky (WR), Wake Forest . . . . .	1990-94
Provost, Ted (DB), Ohio State . . . . .	1971
Psaltis, Jim (B), Southern California . . . . .	1953, '55
Puki, Craig (LB), Tennessee . . . . .	1982
Puplis, Andy (DB), Notre Dame . . . . .	1943
Purdin, Cal (B), Tulsa . . . . .	1943
Putman, Earl (C), Arizona State . . . . .	1957

## Q

Quigley, Ryan (P), Boston College . . . . .	2016
---	------

## R

Rabold, Michael (G), Indiana . . . . .	1960
Rackless, Neil (K), Illinois . . . . .	2003-09
Radecic, Keith (C), Penn State . . . . .	1987
Radford, Bruce (DE), Grambling . . . . .	1981
Ralph, Dan (DT), Oregon . . . . .	1984-85
Ramey, Jim (DE), Kentucky . . . . .	1979
Ramsey, Garrard (G), William & Mary . . . . .	1946-51
Ramsey, Knox (G), William & Mary . . . . .	1950-51
Ramsey, Ray (B), Bradley . . . . .	1950-53
Ranson, Eason (TE), Washington State . . . . .	1978
Randle, Sonny (WR), Virginia . . . . .	1959-66
Randolph, Clare (C), Indiana . . . . .	1930
Rankin, Walt (B), Texas Tech . . . . .	1941, '43, '45-47
Ransom, Derrick (DE), Cincinnati . . . . .	2003
Ranshop, Keith (E), Southern Methodist . . . . .	1940
Rashad, Ahmad (WR), Oregon . . . . .	1972-73
Rattay, Tim (DB), Louisiana Tech . . . . .	2007
Reavens, Bob (E), Indiana . . . . .	1948-49
Reavens, Ken (S), Norfolk State . . . . .	1974-77
Rector, Jamaica (WR), Northwest Missouri State . . . . .	2007
Redmon, Anthony (G), Auburn . . . . .	1994-97
Redmond, Thomas (DE), Vanderbilt . . . . .	1960-65
Reed, Joe (B), Louisiana State . . . . .	1937, '39
Reeves, Bryan (WR), Nevada . . . . .	1994-95
Reeves, Walter (TE), Auburn . . . . .	1989-93
Redding, Cory (DT), Texas A&M . . . . .	2015
Reuber, Alan (G), Texas A&M . . . . .	2004-05
Reid, Lamont (CB), North Carolina State . . . . .	2005
Reyer, Freeman (E), Tulane . . . . .	1943, '45
Reynolds, Bill (B), Mississippi . . . . .	1945
Reynolds, Bob (T), Bowling Green . . . . .	1963-71, '73
Reynolds, John (C), Baylor . . . . .	1937
Reynolds, Mack (DB), Louisiana State . . . . .	1958-59
Rhea, Floyd (G), Oregon . . . . .	1943
Rhinehart, Coby (DB), Southern Methodist . . . . .	1999-03
Rhodes, Kerry (FS), Louisville . . . . .	2010-12
Ribbles, Loran (G), Hardin-Simmons . . . . .	1933
Rice, Simeon (DE), Illinois . . . . .	1996-00
Richards, Perry (E), Detroit . . . . .	1959-60
Richardson, C.J. (DB), Miami (Fla.) . . . . .	1995
Richardson, John (DT), UCLA . . . . .	1972-73
Riddick, Shaq (LB), West Virginia . . . . .	2015





# ARIZONA CARDINALS

Tate, Robert (CB), Cincinnati . . . . .	2004-06	Vaughan, Charles (B), Tennessee . . . . .	1936	Williams, Brandon (CB), Texas A&M . . . . .	2016
Taylor, Chester (RB), Toledo . . . . .	2011	Veldheer, Jared (T), Hillsdale . . . . .	2014-	Williams, Brandon (LB), Texas Tech . . . . .	2011
Taylor, Curtis (S), Louisiana State . . . . .	2013	Vesser, John (E), Idaho . . . . .	1927, '30-31	Williams, Clarence (RB), Michigan . . . . .	1999-2000
Taylor, Jay (CB), San Jose State . . . . .	1989-92	Villa, Danny (C/G/T), Arizona State . . . . .	1992	Williams, Clyde (T), Southern . . . . .	1967-71
Taylor, Kerry (WR), Arizona State . . . . .	2012-13	Vincent, Keydrick (G), Mississippi . . . . .	2007	Williams, Chris (DL), American International . . . . .	1991
Taylor, Mike (TE), Southern California . . . . .	1973	Vodicka, Joe (B), None . . . . .	1945	Williams, Dan (DT), Tennessee . . . . .	2010-14
Taylor, Stephan (RB), Stanford . . . . .	2013-16	Volaky, Otto (B), Heidelberg . . . . .	1933	Williams, Dave (WR), Washington . . . . .	1967-71
Teeuwis, Len (T), Tulane . . . . .	1954-57	Vokot, Bill (G), Tulsa . . . . .	1934-39	Williams, Eric (LB), Southern California . . . . .	1977-82
Terry, Ryan (RB), Iowa . . . . .	1995-96	<b>W</b>		Williams, Gerald (CB), Langston . . . . .	1980
Thaxton, Larry (T), Tennessee State . . . . .	1995	Wadsworth, Andre (DE), Florida State . . . . .	1998-00	Williams, Herb (DB), Southern . . . . .	1981-82
Thaxton, Jim (TE), Tennessee State . . . . .	1978	Wagennann, Zack (LB), Montana . . . . .	2015	Williams, Jake (TE), Texas Christian . . . . .	1929-33
Thomas, Jim (G), Oklahoma . . . . .	1939-40	Wagner, Clint (E), St. Mary's (Minn.) . . . . .	1943, '45	Williams, James (CB), Fresno State . . . . .	1994
Thomas, Logan (WR), Virginia Tech . . . . .	2014	Wagstaff, Jim (B), Idaho State . . . . .	1959	Williams, Jamie (TE), Nebraska . . . . .	1983
Thomas, Ralph (E), San Francisco . . . . .	1952	Wahler, Jim (DT), UCLA . . . . .	1989-92	Williams, Karl (WR/PR), Texas A&M Kingsville . . . . .	2004
Thomas, Earl (WR), Houston . . . . .	1974-75	Wakefield, Fred (DE/OT/TE), Illinois . . . . .	2001-06	Williams, Kerwynn (RB), Utah State . . . . .	2014-
Thompson, Anthony (RB), Indiana . . . . .	1990-92	Walczak, Mark (TE), Arizona . . . . .	1988	Williams, Kevin (WR), Miami (Fla.) . . . . .	1997
Thompson, Everett (DE), Washington . . . . .	2013	Waldron, Austin (G), Gonzaga . . . . .	1927	Williams, Rex (C), Texas Tech . . . . .	1940
Thompson, Harry (G), UCLA . . . . .	1955	Walker, Charles (DT/DE), Duke . . . . .	1964-72	Williams, Ryan (RB), Virginia Tech . . . . .	2011-13
Thompson, Ken (WR), Utah State . . . . .	1982-83	Walker, Darwin (DT), Tennessee . . . . .	2000	Williams, Stephen (WR), Toledo . . . . .	2010-11
Thompson, Norm (DB), Utah . . . . .	1971-76	Walker, Quentin (RB), Virginia . . . . .	1984-85	Williams, Teddy (WR), Texas-San Antonio . . . . .	2013
Thompson, Ray (LB), Tennessee . . . . .	2000-04	Walker, Reggie (LB), Kansas State . . . . .	2009-12	Williams, Willie (T), Louisiana State . . . . .	1990-92
Thompson, Ricky (WR), Baylor . . . . .	1982	Wallerstedt, Brett (LB), Arizona State . . . . .	1993	Williams, Xavier (DT), Northern Iowa . . . . .	2015-
Thornton, Bill (RB), Nebraska . . . . .	1963-65, '67	Wallner, Fred (G), Notre Dame . . . . .	1951-52, '54-55	Willingham, Larry (DB), Auburn . . . . .	1971-72, '76
Thornton, Bruce (DE), Illinois . . . . .	1982	Walls, Raymond (CB), Southern Mississippi . . . . .	2005	Wilson, Adrian (SS), North Carolina State . . . . .	2001-12
Thurbon, Bob (B), Pittsburgh . . . . .	1944	Walters, Troy (WR), Stanford . . . . .	2006	Wilson, Bernard (DT), Tennessee State . . . . .	1994-98
Thurman, Dennis (FS), Southern California . . . . .	1986	Walz, Zack (LB), Dartmouth . . . . .	1998-2001	Wilson, Bill (E), Gonzaga . . . . .	1935-37
Tilley, Pat (WR), Louisiana Tech . . . . .	1976-86	Ware, Matt (CB/S), UCLA . . . . .	2006-10	Wilson, Gordon (C), Texas Mines . . . . .	1942-43, '45
Tillman, Pat (S), Arizona State . . . . .	1998-2001	Ware, Derek (TE), Central State (Okla.) . . . . .	1992-94	Wilson, Karl (DE), Louisiana State . . . . .	1989
Times, Ken (DT), Southern . . . . .	1981	Warner, Kurt (DB), Northern Iowa . . . . .	2005-09	Wilson, Larry (S), Utah . . . . .	1960-72
Tinsley, Gaynell (E), Louisiana State . . . . .	1937-38, '40	Washington, Chris (LB), Iowa State . . . . .	1990	Wilson, Mike (DB), Western Illinois . . . . .	1969
Tinsley, Jess (T), Louisiana State . . . . .	1929-33	Washington, Daryl (LB), Texas Christian . . . . .	2010-13	Winston, Eric (T), Miami (Fla.) . . . . .	2013
Tipton, Gregg (QB), Hawaii . . . . .	1987	Washington, Eric (DB), Texas-El Paso . . . . .	1972-73	Withrow, Cal (C), Kentucky . . . . .	1974
Tipton, Howard (B), Southern California . . . . .	1933-37	Washington, Lionel (DB), Tulane . . . . .	1983-86	Wolf, Joe (T/G), Boston College . . . . .	1989-97
Togafau, Pago (LB), Idaho State . . . . .	2008-09	Waters, Andre (S), Cheyenne State . . . . .	1994	Wolf, Ron (RB), West Virginia . . . . .	1985-91
Tolbert, Jim (S), Lincoln (Mo.) . . . . .	1973-75	Watford, Earl (T/G), James Madison . . . . .	2013-16	Woodack, Floyd (G), Mississippi State . . . . .	2011
Toler, Greg (CB), Saint Paul's (Va.) . . . . .	2009-12	Watford, Gerry (E), Alabama . . . . .	1953-54	Wood, Bob (T), Alabama . . . . .	1940
Tonelli, Mario (B), Notre Dame . . . . .	1940, '45	Watkins, Bob (B), Ohio State . . . . .	1958	Wood, Mike (P/K), Southeast Missouri State . . . . .	1978-79
Toner, Cole (G), Harvard . . . . .	2016	Watkins, Todd (WR), Brigham Young . . . . .	2006	Woodeshick, Tom (RB), West Virginia . . . . .	1972
Toogood, Charley (G), Nebraska . . . . .	1957	Watson, Gabe (DT), Michigan . . . . .	2006-10	Woodley, LaMar (LB), Michigan . . . . .	2015
Toscani, Frank (B), Saint Mary's (Calif.) . . . . .	1932	Watt, Walt (B), Miami (Fla.) . . . . .	1945	Woodruff, Jim (E), Pittsburgh . . . . .	1926
Tosi, Mao (DT), Idaho . . . . .	2000-01	Weatherspoon, Sean (LB), Missouri . . . . .	2015	Woods, Le'Var (LB), Iowa . . . . .	2001-04
Towns, Lester (LB), Washington . . . . .	2005	Weaver, Charles (G), Chicago . . . . .	1930	Woods, Abe (DB), Illinois . . . . .	1965-66
Towns, Robert (LB), Georgia . . . . .	1960	Weber, Chuck (LB), West Chester State . . . . .	1956-58	Woodsey, Rolly (DB), Boise State . . . . .	1978
Townsend, Curtis (LB), Arkansas . . . . .	1978	Wedel, Dick (G), Wake Forest . . . . .	1948	Wood, Barry (RB), Virginia . . . . .	1994
Tracey, John (LB), Texas A&M . . . . .	1959-60	Wedige, Scott (C), Northern Illinois . . . . .	2012	Wortman, Keith (G), Nebraska . . . . .	1976-81
Traynowicz, Mark (G), Nebraska . . . . .	1988, '89	Wehrtl, Roger (CB), Missouri . . . . .	1969-82	Wragge, Tony (G), New Mexico State . . . . .	2002-03
Tsay, Jim (B), Penn State . . . . .	1925	Weller, Ray (T), Nebraska . . . . .	1926-27	Wright, Charles (CB), Tulsa . . . . .	1987
Triplett, Bill (RB), Miami (Ohio) . . . . .	1962-63, '65-66	Wells, Beanie (RB), Ohio State . . . . .	2009-12	Wright, Jason (RB), Northwestern . . . . .	2009-10
Triplett, Wally (B), Penn State . . . . .	1952-53	Wells, Reggie (G/T), Clarion . . . . .	2003-09	Wright, Nate (DB), San Diego State . . . . .	1969-70
Trippi, Charley (B), Georgia . . . . .	1947-55	Welter, Tom (G/T), Nebraska . . . . .	1987	Wright III, Scooby (LB), Arizona . . . . .	2016-
Tripuack, Frank (DB), Notre Dame . . . . .	1950-52	Wendt, Ken (G), Marquette . . . . .	1932	Wright, Steve (T), Alabama . . . . .	1972
Truluck, R-Kal (DE), SUNY-Cortland . . . . .	2005	West, Jeff (P), Cincinnati . . . . .	1975	Wright, Willie (TE/H-B), Wyoming . . . . .	1992
Tubbs, Jerry (LB), Oklahoma . . . . .	1957-58	West, Stan (G), Oklahoma . . . . .	1956-57	Wukits, Al (C), Duquesne . . . . .	1944
Tucker, Mark (C), Southern California . . . . .	1993-94	West, William (DB), Oregon . . . . .	1960-61	Wyche, Sam (QB), Furman . . . . .	1976
Tuman, Jerame (TE), Michigan . . . . .	2008	Westerman, Jamaal (LB), Rutgers . . . . .	2012	<b>Y</b>	
Tupa, Tom (QB/P), Ohio State . . . . .	1988-91	Wetzel, John (G/T), Boston College . . . . .	2016-	Yablonski, Ventan (B), Columbia . . . . .	1948-51
Turner, Herschel (G/T), Kentucky . . . . .	1964-65	Whalen, Bill (T), None . . . . .	1920-24	Yankowski, Ron (DE), Kansas State . . . . .	1971-76
Turner, Marcus (DB), UCLA . . . . .	1989-91	Wham, Tom (E), Furman . . . . .	1945-51	Yarr, Tom (C), Notre Dame . . . . .	1933
Tyler, Pete (B), Hardin-Simmons . . . . .	1937-38	Wheeler, Ernie (B), North Dakota State . . . . .	1939, '42	Yeisley, Don (E), None . . . . .	1927-28
<b>U</b>		Wheeler, Ted (G), West Texas State . . . . .	1967-68	Young, Bob (G), Howard Payne . . . . .	1972-79
Ucovich, Mitch (T), San Jose State . . . . .	1945	Whitaker, Bill (DB), Missouri . . . . .	1983-84	Young, D.J. (T), Michigan State . . . . .	2011
Ulrich, Charles (T), Illinois . . . . .	1954-58	White, Anthony (RB), Kentucky . . . . .	2002	Young, Lonnie (FS), Michigan State . . . . .	1985-90
Underwood, Marvin (G), None . . . . .	1929	White, Arthur (G), Alabama . . . . .	1940-41	Young, Michael (LB), Illinois . . . . .	2002-03
Upshaw, John (DT), Trinity (Tex.) . . . . .	1976	White, Corey (CB), Samford . . . . .	2015	Younger, Jordan (DB), Connecticut . . . . .	2000
Urban, Jerheme (WR), Trinity . . . . .	2007-09	White, Paul (RB), Texas-El Paso . . . . .	1970-71		
Usher, Darryl (WR), Illinois . . . . .	1989	White, Ray (LB), Syracuse . . . . .	1975-76	<b>Z</b>	
<b>V</b>		Whiting, Teag (G), Brigham Young . . . . .	2002-03	Zandofsky, Mike (G), Washington . . . . .	1989
Vallejo, Elliot (T), Cal-Davis . . . . .	2008	Whitley, Eddie (CB), Virginia Tech . . . . .	2014	Zastudil, Dave (P), Ohio . . . . .	2011-14
Valles, Hakeem (TE), Monmouth . . . . .	2016-	Whitman, Laverne (B), Tulsa . . . . .	1951-53	Zenculik, Frank (T), Oglethorpe . . . . .	1939
Vanden Bosch, Kyle (DE), Nebraska . . . . .	2001-04	Wicks, Bob (WR), Utah State . . . . .	1972	Zelmer, Peppi (DE), Fort Valley State . . . . .	2004
Vander Poel, Mark (T), Colorado . . . . .	1994	Widerquist, Chet (T), Washington & Jefferson . . . . .	1926-28	Zippy, Bob (T), Indiana . . . . .	1945-49
Van Galder, Tim (QB), Iowa State . . . . .	1972-74	Wile, Matt (P), Michigan . . . . .	2016-	Zoia, Clyde (G), Notre Dame . . . . .	1920-23
Van Gorder, Fred (B), Northwested . . . . .	1941	Willard, Ken (RB), North Carolina . . . . .	1974	Zook, John (DE), Kansas . . . . .	1976-79
Vanzo, Fred (B), Northwested . . . . .	1941	Williams, Aeneas (CB), Southern . . . . .	1991-2000	Zontini, Lou (B), Notre Dame . . . . .	1940-41
Vatterott, Charles (T), Southwest Texas State . . . . .	1987	Williams, Bobby (DB), Central State (Okla.) . . . . .	1966-67	Zordich, Michael (S), Penn State . . . . .	1989-93





## ALL-TIME NUMERICAL ROSTER

**1**

Driscoll, John "Paddy" (B), Northwestern . . . . .	1920-25
Oglesby, Cedric (K), South Carolina State . . . . .	2001
Rackers, Neil (K), Illinois . . . . .	2003-09
Stein, Bill (C), Fordham . . . . .	1927-28

**2**

Bartel, Richard (QB), Tarleton State . . . . .	2010-11
Butter, Drew (P), Georgia . . . . .	2014-16
Dunn, Joe (B), Marquette . . . . .	1925-26
Furrer, Will (QB), Virginia Tech . . . . .	1993
Jones, Ben (B), Grove City . . . . .	1927-28
Mohardt, John (B), Notre Dame (also wore #15) . . . . .	1922-23
Peterson, Todd (K), Georgia . . . . .	1994
St. Pierre, Brian (QB), Boston College . . . . .	2008-09
Trippi, Charley (B), Georgia (also wore #62) . . . . .	1947-55
Zoia, Clyde (G), Notre Dame (also wore #8) . . . . .	1920-23

**3**

Anderson, Derek (QB), Oregon State . . . . .	2010
Butler, Kevin (K), Georgia . . . . .	1996-97
Butts, Ed (B), Chico State (also wore #17) . . . . .	1929
Erickson, Hal (B), Washington & Jefferson . . . . .	1925-28
Feely, Jay (K), Michigan (also wore #4) . . . . .	2010-13
Gambrell, Billy (E), South Carolina . . . . .	1963-67
Guglielmi, Ralph (QB), Notre Dame . . . . .	1961
Izo, George (QB), Notre Dame . . . . .	1960
King, Andy (B), West Virginia . . . . .	1923-24
Klumb, John (E), Washington State (also wore #56) . . . . .	1939-40
Lange, Jim (E), Montana State . . . . .	1929
Novak, Nick (K), Maryland . . . . .	2005
Palmer, Carson (QB), Southern California . . . . .	2013
Rosenbach, Timm (QB), Washington State . . . . .	1989-92
Scanlon, John (B), DePaul . . . . .	1921

**4**

Anderson, Ed (E), Notre Dame (also wore #16, 22) . . . . .	1922-25
Barry, Norm (B), Notre Dame . . . . .	1921
Dysert, Zac (QB), Miami (Ohio) . . . . .	2016
Feely, Jay (K), Michigan (also wore #3) . . . . .	2010-13
Hasselbeck, Tim (QB), Boston College . . . . .	2007
King, Shaun (QB), Tulane . . . . .	2004
Koib, Kevin (QB), Houston . . . . .	2011-12
Levy, Chuck (WR/RB/KR), Arizona . . . . .	1994-95
Mahoney, Ike (B), Creighton . . . . .	1925-28, '31
McGee, Bob (T), Santa Clara . . . . .	1938
Reed, Joe (B), Louisiana State (also wore #16, 19) . . . . .	1937-39
Tays, Jim (B), Penn State . . . . .	1925

**5**

Barr, Mike (P), Rutgers . . . . .	2007
Davis, Greg (K), Citadel . . . . .	1991-96
Gillies, Fred (T), Cornell (also wore #10, 11) . . . . .	1920-28
Graham, Ben (P), Deakin (Australia) . . . . .	2008-11
Hogeboom, Gary (QB), Central Michigan . . . . .	1989
Hurtburt, John (G), Chicago . . . . .	1924-25
Koehler, Bob (G), Northwestern (also wore #14, 18, 19) . . . . .	1921-26
LaRosa, Paul (E), None . . . . .	1920-21
May, Chad (QB), Kansas State . . . . .	1996
Mitchell, Tynan (WR/TE), Minn. St.-Mankato (also wore #83) . . . . .	1999-01
Risvold, Ray (B), St. Edwards (Tex.) . . . . .	1927-28
Stanton, Drew (QB), Michigan State . . . . .	2013

**6**

Bryan, Jon (B), Chicago . . . . .	1922
Crangle, John (B), Illinois . . . . .	1923
Davey, Robert (QB), Louisiana State . . . . .	2005
Duncan, Tim (K), Oklahoma . . . . .	2002-03
Hall, Max (QB), Brigham Young . . . . .	2010-11
Halstrom, Bernie (B), Illinois . . . . .	1920-21
Hill, Don (B), Stanford . . . . .	1929
Hoyer, Brian (QB), Michigan State . . . . .	2012
Illman, Ed (B), Montana . . . . .	1928
Lamb, Rod (B), Lombard . . . . .	1926-27, '33
Nedney, Joe (K), San Jose State . . . . .	1997-99

Ranspot, Keith (E), Southern Methodist . . . . .	1940
Thomas, Logan (QB), Virginia Tech . . . . .	2014
Wedel, Dick (G), Wake Forest . . . . .	1948
Wile, Matt (P), Michigan . . . . .	2016

**7**

Angsman, Elmer (B), Notre Dame . . . . .	1946-52
Arterburn, Elmer (B), Texas Tech . . . . .	1954
Beulerlein, Steve (QB), Notre Dame . . . . .	1993-94
Catanzaro, Chandler (K), Clemson . . . . .	2014-16
Dewell, Bill (E), Southern Methodist (also wore #41) . . . . .	1940-41, 45-49
Egan, Dick (E), Wilmington (also wore #9) . . . . .	1920-23
Esiason, Boomer (QB), Maryland . . . . .	1996
Gramatica, Bill (K), South Florida . . . . .	2001-03
Grant, Hugh (B), St. Mary's (Calif.) . . . . .	1928
Hall, John (B), Texas Christian (also wore #77) . . . . .	1940-41, '43
Hogan, Tom (T), Detroit . . . . .	1926
Ivy, Frank (Pop), (E), Oklahoma (also wore #42, 51) . . . . .	1940-42, 45-47
Johnson, Ray (B), Denver . . . . .	1940
Kupp, Craig (QB), Pacific Lutheran . . . . .	1991
Leggett, Dave (B), Ohio State . . . . .	1955
Leinart, Matt (QB), Southern California . . . . .	2006-09
Marchibroda, Ted (QB), Detroit . . . . .	1957
Nagel, Ray (B), UCLA . . . . .	1953
Nagel, Ross (T), St. Louis . . . . .	1942
Sachs, Len (E), Loyola (Ill.) (also wore #22) . . . . .	1920-23, '25
Strader, Norman "Red" (B), St. Mary's (Calif.) . . . . .	1927
Towns, Robert (DB), Georgia . . . . .	1960

**8 (Retired)**

Lawrence, Jim (B), Texas Christian (also wore #11, 30) . . . . .	1936-39
McHan, Lamar (QB), Arkansas . . . . .	1954-58
McMahon, Byron (G), Cornell . . . . .	1923
Triputka, Frank (QB), Notre Dame . . . . .	1950-52
Wilson, Larry (S), Utah (honored with number retirement) . . . . .	1960-72
Zoia, Clyde (G), Notre Dame (also wore #2) . . . . .	1920-23

**9**

Barkley, Matt (QB) Southern California . . . . .	2015
Boyd, Shane (RB) Kentucky . . . . .	2006
Bucklin, Tom (B), Idaho . . . . .	1927
Cowhig, Jerry (B), Notre Dame . . . . .	1950
Egan, Dick (E), Wilmington (also wore #7) . . . . .	1920-23
Foster, Ralph (T), Oklahoma A&M (also wore #60, 64, 77) . . . . .	1945-46
Johnson, Dirk (P), Northern Colorado . . . . .	2008
Keenan, Sean (QB), Williams (Mass.) . . . . .	2000
McMahon, Jim (QB), Brigham Young . . . . .	1994
Method, Russ (B), None . . . . .	1929
Pancieri, Don (QB), San Francisco . . . . .	1952
Quigley, Ryan (P), Boston College . . . . .	2016
Sauter, Cory (QB), Minnesota . . . . .	1998
Zastudil, Dave (P), Ohio . . . . .	2011-14

**10**

Atkinson, Jess (K), Maryland . . . . .	1985
Beathard, Pete (QB), Southern California . . . . .	1970-71
Buckeye, Garland (T), None (also wore #14) . . . . .	1920-24
Claypool, Ralph (C), Purdue (also wore #30) . . . . .	1925-26, '28
Donckers, Bill (QB), San Diego State . . . . .	1976-77
Feagles, Jeff (P), Miami (Fla.) . . . . .	1994-97
Fisher, Ev (B), Santa Clara (also wore #40) . . . . .	1938-39
Garza, Sammy (QB), Texas-El Paso . . . . .	1987
Gelbaugh, Stan (QB), Maryland . . . . .	1991
Gillies, Fred (T), Cornell (also wore #5, 11) . . . . .	1920-28
Golden, Brittan (WR), West Texas A&M . . . . .	2013
Lee, John (K), UCLA . . . . .	1986
McInerney, Arnie (C), Notre Dame (also wore #11, 12) . . . . .	1920-27
Player, Scott (P), Florida State . . . . .	1998-06
Rector, Jamaica (WR), NW Missouri State . . . . .	2007
Swider, Larry (P), Pittsburgh . . . . .	1980
Vesser, John (E), Idaho (also wore #28, 36) . . . . .	1927, '30-31
Zontini, Lou (B), Notre Dame . . . . .	1940-41

**11**

Agee, Sam (B), Vanderbilt . . . . .	1938-39
Banonis, Vince (C), Detroit (also wore #32) . . . . .	1942, 46-50
Blake, Jeff (QB), East Carolina . . . . .	2003
Bojovic, Novo (K), Central Michigan . . . . .	1985
Bonner, Sherdrick (QB), California State-Northridge . . . . .	1999
Bulger, Chet (T), Auburn (also wore #70, 73) . . . . .	1942-43, 45-49
Elkins, Fait (B), Marshall . . . . .	1939
Fitzgerald, Larry (WR), Pittsburgh . . . . .	2004
Francis, Gene (B), Chicago . . . . .	1926
Gillies, Fred (T), Cornell (also wore #5, 10) . . . . .	1920-28
Gilmore, Bryan (WR), Midwestern St. (Tex.) (also wore #86) . . . . .	2000-03
Graham, Kent (QB), Ohio State . . . . .	1996-97
Hock, John (T), Santa Clara . . . . .	1950
Horne, Greg (P), Arkansas . . . . .	1987-88
Humphrey, Buddy (QB), Baylor . . . . .	1963-65
Joyce, Don (T), Tulane (also wore #71) . . . . .	1951-53
Kasper, Kevin (WR), Iowa (also wore #82) . . . . .	2002-03
Lawrence, Jim (B), Texas Christian (also wore #8, 30) . . . . .	1936-39
McInerney, Arnie (C), Notre Dame (also wore #10, 12) . . . . .	1920-27
Moyhnan, Tim (C), Notre Dame (also wore #40) . . . . .	1932-33
Nevers, Ernie (B), Stanford (also wore #44) . . . . .	1929-31
O'Donoghue, Neil (K), Auburn . . . . .	1980-85
Purdin, Cal (B), Tulsa . . . . .	1943
Rooney, Bill (C), None . . . . .	1929
Rundquist, Elmer (T), Illinois . . . . .	1922
Schroeder, Jay (QB), UCLA . . . . .	1994
Schubert, Eric (K), Pittsburgh . . . . .	1986
Shaw, Dennis (QB), San Diego State . . . . .	1974-75
Tinsley, Gaynell (E), Louisiana State (also wore #31, 49) . . . . .	1937-38, '40
Weller, Ray (T), Nebraska . . . . .	1926-27
Widerquist, Chet (T), Washington & Jefferson . . . . .	1926-28

**12**

Braidwood, Charles (E), Tennessee-Chattanooga . . . . .	1932
Brown, John (WR), Pittsburg State . . . . .	2014
Brunner, Scott (QB), Delaware . . . . .	1985
Carpenter, Chad (WR), Washington State . . . . .	1997-99
Carrell, Duane (P), Florida State . . . . .	1977
Davidson, Joe (G), Colgate . . . . .	1928
Johnson, Charley (QB), New Mexico State . . . . .	1961-69
Kassel, Charles (E), Illinois (also wore #43) . . . . .	1929-33
Keithley, Gary (QB), Texas-El Paso . . . . .	1973-75
Larson, Paul (QB), California . . . . .	1957
Leonard, John (T), Indiana (also wore #19) . . . . .	1922-23
Little, Steve (P/K), Arkansas . . . . .	1978-80
Mackey, Kyle (QB), East Texas State . . . . .	1984
McCown, Josh (QB), Sam Houston State . . . . .	2002-05
McInerney, Arnie (C), Notre Dame (also wore #10, 11) . . . . .	1920-27
Murphy, Bill (G), Washington (Mo.) (also wore #25) . . . . .	1940-41
Nisbet, Dave (E), Washington . . . . .	1933
Pardoner, Earl (B), Purdue . . . . .	1934-35
Rattay, Tim (QB), Louisiana Tech . . . . .	2007
Roach, John (QB), Southern Methodist . . . . .	1956, '59-60
Roberts, Andre (WR), The Citadel . . . . .	2010-13
Romanik, Steve (G), Villanova . . . . .	1953-54
Russell, Doug (B), Kansas State (also wore #32, 33) . . . . .	1934-39
Swanson, Evar (E), Lombard . . . . .	1925-27
Stanley, Chad (P), Stephen F. Austin . . . . .	2001
Tipton, Gregg (QB), Hawaii . . . . .	1987
Tyler, Pete (B), Hardin-Simmons . . . . .	1937-38
Vaughan, Charles (B), Tennessee . . . . .	1936
Vokaty, Otto (B), Heidelberg . . . . .	1933
Zelencik, Frank (T), Oglethorpe . . . . .	1939

**13**

Brown, Jaron (WR), Clemson . . . . .	2013
Chamberlin, Guy (C), Nebraska . . . . .	1927
Crowder, Earl (B), Oklahoma . . . . .	1939
Galley, Jim (K), Minnesota . . . . .	1987
Jacke, Chris (K), Texas-El Paso . . . . .	1998-99
Mayne, Don (WR), Texas-El Paso . . . . .	1993-99
Warner, Kurt (QB), Northern Iowa . . . . .	2005-09

**14**

Buckeye, Garland (T), None (also wore #10) . . . . . 1920-24

Cater, Greg (P), Tennessee-Chattanooga . . . . . 1986-87

Cherry, Ed (B), Hardin-Simmons . . . . . 1938-39

Cuff, Ward (B), Marquette . . . . . 1946

Drake, Kevin (WR), Alabama-Birmingham . . . . . 1998

Etcheverry, Sam (QB), Denver . . . . . 1961-62

Folz, Art (B), Chicago (also wore #17) . . . . . 1923-25

Greisen, Chris (QB), Northwest Missouri State . . . . . 1999-01

Koehler, Bob (G), Northwestern (also wore #5, 18, 19) 1912-14

Lindley, Ryan (QB), San Diego State . . . . . 2021-26

Loyd, Mike (QB), Missouri Southern State . . . . . 1979-80

Madden, Lloyd (B), Colorado Mines . . . . . 1940

Marelli, Ray (G), Notre Dame . . . . . 1928

Marquardt, John (E), Illinois . . . . . 1921

McIvor, Rick (QB), Texas . . . . . 1984-85

Nelson, J.J. (WR), Alabama-Birmingham . . . . . 2015-

Newhouse, Reggie (WR), Baylor (also wore #87) . . . . . 2003-05

Nofsinger, Terry (QB), Utah . . . . . 1965-66

Roberts, Hal (P), Houston . . . . . 1974

Slater, Fred (T), Iowa (also wore #47, 91) . . . . . 1926-31

Watkins, Todd (WR), Brigham Young . . . . . 2006

Williams, Kevin (WR), Miami (Fla.) (also wore #84) . . . . . 1997

Williams, Stephen (WR), Toledo (also wore #18) . . . . . 2010-11

**15**

Blanchard, Cary (K), Oklahoma State . . . . . 2000-01

Blumer, Herb (E), Missouri (also wore #17, 20) . . . . . 1925-30, '33

Breaston, Steve (WR), Michigan . . . . . 2007-10

Bruckner, Les (B), Michigan State . . . . . 1945-48

Case, Stoney (QB), New Mexico . . . . . 1995-98

Christman, Paul (QB), Missouri (also wore #44) . . . . . 1945-49

Cuzzo, Gary (QB), Virginia . . . . . 1972

Curran, Harry (B), Boston College . . . . . 1920-21

Curzon, Harry (B), None . . . . . 1928

Floyd, Michael (WR), Notre Dame . . . . . 2012-16

Holiday, Carlyle (WR), Notre Dame . . . . . 2005-06

Houghton, Jerry (T), Washington State . . . . . 1951

Lomax, Neil (QB), Portland State . . . . . 1981-89

Mohardt, John (B), Notre Dame (also wore #2) . . . . . 1922-23

Parker, Buddy (B), Centenary . . . . . 1937-43

Parsons, Preston (QB), Northern Arizona . . . . . 2002-03

Pisarkiewicz, Steve (QB), Missouri . . . . . 1977-79

Springsteen, Bill (E), Lehigh (also wore #18) . . . . . 1927-28

Spurlock, Michael (WR), Mississippi . . . . . 2006

Wyche, Sam (QB), Furman . . . . . 1976

Zimny, Bob (T), Indiana (also wore #63) . . . . . 1945-49

**16**

Adams, Henry (C), Pittsburgh . . . . . 1939

Anderson, Ed (E), Notre Dame (also wore #4, 22) . . . . . 1922-25

Austin, Kent (QB), Mississippi . . . . . 1986

Brennan, Willis (T), None (also wore #18, 19) . . . . . 1920-27

Buck, Mike (QB), Maine . . . . . 1995

Camarillo, Rich (P), Washington . . . . . 1989-93

Erickson, Mickey (C), Northwestern . . . . . 1930-31

Hill, King (QB), Rice . . . . . 1960-69

Knight, Charles (C), None . . . . . 1920-21

Lisch, Rusty (QB), Notre Dame . . . . . 1980-84

Navare, John (QB), Michigan . . . . . 2004-06

Plasman, Dick (E), Vanderbilt . . . . . 1946-47

Plummer, Jake (QB), Arizona State . . . . . 1997-02

Ross, Jeremy (WR), California . . . . . 2016-

Van Galder, Tim (QB), Iowa State . . . . . 1972-74

Williams, Teddy (WR), Texas-San Antonio . . . . . 2013

**17**

Arapostathis, Evan (P/K), Eastern Illinois . . . . . 1986

Berger, Mitch (P), Colorado . . . . . 2007

Blumer, Herb (E), Missouri (also wore #15, 20) . . . . . 1925-30, '33

Brown, Dave (QB), Duke . . . . . 1998-2000

Butts, Ed (B), Chico State (also wore #3) . . . . . 1929

Byrd, LaRon (WR), Miami (Fla.) . . . . . 2012-13

Chandler, Chris (QB), Washington . . . . . 1991-93

Compton, Ogden (QB), Hardin-Simmons . . . . . 1955

Del Greco, Al (K), Auburn . . . . . 1987-90

Folz, Art (B), Chicago (also wore #14) . . . . . 1923-25

Hanlon, Bob (B), Lorain . . . . . 1948

Hart, Jim (QB), Southern Illinois . . . . . 1966-83

Jones, Onrea (WR), Hampton . . . . . 2010

Krieg, Dave (QB), Milton . . . . . 1995

Kuharchuk, Joe (QB), Notre Dame (also wore #88) . . . . . 1940-41, '45

Larson, Fred (C), Notre Dame . . . . . 1929

Lauro, Lin (B), Pittsburgh . . . . . 1951

Mason, Joel (E), Western Michigan . . . . . 1939

Merkovsky, Elmer (T), Pittsburgh . . . . . 1944

Montgomery, Ralph (T), Centre . . . . . 1923

Nolan, Earl (T), Arizona . . . . . 1937-38

Parker, Ezekiel (WR), Louisville . . . . . 2002

Randolph, Clare (C), Indiana . . . . . 1930

Rever, Freeman (E), Tulane (also wore #62, 63) . . . . . 1943, 45

Roxners, Mack (QB), Louisiana State . . . . . 1956-59

Root, Jim (QB), Miami (Ohio) . . . . . 1953, '56

Rydzewski, Frank (T), Notre Dame . . . . . 1921

Schneidman, Herman (B), Iowa . . . . . 1940

Stuckey, Ghansy (WR), Clemson . . . . . 2011

Swartz, Chris (QB), Morehead State . . . . . 1994

Waldron, Austin (G), Gonzaga . . . . . 1927

**18**

Albert, Sergio (K), U.S. International . . . . . 1974

Babartsky, Al (T), Fordham (also wore #24, 46) . . . . . 1938-39, '41-42

Birdsong, Carl (P), Southwestern Oklahoma State . . . . . 1981-85

Brennan, Willis (T), None (also wore #16, 19) . . . . . 1920-27

Bundy, Marquis (WR), New Mexico . . . . . 2016-

Curran, Don (E), Boston College (also wore #54) . . . . . 1943

Ellis, Walt (T), Detroit . . . . . 1926-27

Gainor, Charles (E), North Dakota . . . . . 1939

Hamon, Ham (C), Tulsa . . . . . 1937

Holm, Bernie (B), Alabama . . . . . 1932

Hughes, Bernie (C), Oregon . . . . . 1934-36

Jackson, John (WR), Southern California (also wore #80) . . . . . 1990-92

Kiesling, Walt (G), St. Thomas (Minn.) (also wore #19, 49) . . . . . 1929-33

Kiley, Roger (E), Notre Dame . . . . . 1923

Koehler, Bob (G), Northwestern (also wore #5, 14, 18, 19) . . . . . 1921-26

Komar, Max (WR), Idaho . . . . . 2010

Knox, Kevin (WR), Florida State (also wore #82) . . . . . 1994

Larson, Lou (B), None . . . . . 1929

Manges, Mark (QB), Maryland . . . . . 1978

McCullough, Andy (WR), Tennessee . . . . . 1999-99

Moore, Hal (B), Oregon State . . . . . 1933

Mulleneaux, Lee (C), Arizona . . . . . 1938

Petrovich, George (T), Texas . . . . . 1949-50

Schwartz, Elmer (B), Washington State . . . . . 1932

Soliday, Jake (WR), Northern Iowa . . . . . 2002

Springsteen, Bill (E), Lehigh (also wore #15) . . . . . 1927-28

Stout, Clifford (QB), Youngstown State . . . . . 1986-88

Taylor, Kerry (WR), Arizona State . . . . . 2012-13

Wainler, Fred (G), Notre Dame (also wore #61, 68) . . . . . 1951-52, '54-55

Williams, Stephen (WR), Toledo (also wore #14) . . . . . 2010-11

**19**

Brennan, Willis (T), None (also wore #16, 18) . . . . . 1920-27

Ginn Jr., Ted (WR), Ohio State . . . . . 2014

Halloran, Shawn (QB), Boston College . . . . . 1987

Hubert, Chris (WR), Fayetteville State . . . . . 2016-

Jenkins, MarTay (WR), Nebraska-Omaha (also wore #82) . . . . . 1999-02

Kiesling, Walt (G), St. Thomas (Minn.) (also wore #18, 49) . . . . . 1929-33

Killiker, Lyons (G), None . . . . . 1928

Koehler, Bob (G), Northwestern (also wore #5, 14, 18, 19) . . . . . 1921-26

Leonard, John (T), Indiana (also wore #12) . . . . . 1922-23

Lillard, Joe (B), Oregon State . . . . . 1932-33

Long, Lance (WR), Mississippi State . . . . . 2009

May, Bill (B), Louisiana State . . . . . 1937-38

McCoy, LeRon (WR), Indiana (PA) . . . . . 2005-06

Mehringre, Pete (T), Kansas (also wore #23) . . . . . 1934-36

Murphy, Jim (B), St. Thomas (Minn.) . . . . . 1928

Pool, Nathan (WR), Marshall (also wore #89) . . . . . 2001-03

Reed, Joe (B), Louisiana State (also wore #4, 16) . . . . . 1937, '39

Rucinski, Ed (E), Indiana (also wore #51) . . . . . 1943-46

Sacca, Tony (QB), Penn State . . . . . 1992-93

Skelton, John (QB), Fordham . . . . . 2010-12

Smith, Charles (B), Georgia . . . . . 1947

Spiller, Phil (DB), California State-Los Angeles . . . . . 1967

Tupa, Tom (QB/P), Ohio State . . . . . 1988-91

Underwood, John (G), None . . . . . 1929

Williams, Jake (T), Texas Christian (also wore #42) . . . . . 1929-33

Wood, Mike (P/K), Southeast Missouri State . . . . . 1978-79

**20**

Anderson, Damien (RB), Northwestern (also wore #22) . . . . . 2002-05

Auer, Howard (T), Michigan . . . . . 1933

Bailey, Claron "Monk" (DB), Utah . . . . . 1964-65

Bailey, Johnny (RB/KR), Texas A&I . . . . . 1992-93

Barber, Mike (WR), Marshall . . . . . 1989

Barnes, Mike (DB), Texas-Arlington . . . . . 1967-68

Bell, Gordon (RB), Michigan . . . . . 1978-79

Bloomer, Herb (E), Missouri (also wore #15, 17) . . . . . 1925-30, '33

Brown, Ralph (CB), Nebraska . . . . . 2007-09

Bucannon, Deone (SLB), Washington State (also wore #36) . . . . . 2014-

Cason, Antoine (CB), Arizona . . . . . 2013

Chappell, Leon (G), None . . . . . 1920-21

Coffee, Jim (B), Louisiana State . . . . . 1937-38

Cross, Bill (B), West Texas State (also wore #90) . . . . . 1951-53

Curtis, Travis (FS), West Virginia . . . . . 1987-88

Dwyer, Jonathan (RB), Georgia Tech . . . . . 2014

Farr, Miller (DB), Wichita State . . . . . 1970-72

Goble, Les (B), Alfred . . . . . 1954-55

Hall, Ken (RB), Texas A&M . . . . . 1959, '61

Hofferson, A.J. (CB), Fresno State . . . . . 2010-11

Kenneally, George (G), St. Bonaventure . . . . . 1930

Lewis, Woodley (B), Oregon . . . . . 1956-59

Moore, Ronald (RB), Pittsburg State (Kan.) (also wore #30) . . . . . 1993-94, '97

Neuman, Bob (E), Illinois Wesleyan . . . . . 1934-36

Oliver, Clancy (CB), San Diego State . . . . . 1973

Ramsey, Garrard (G), William & Mary . . . . . 1946-51

Reid, Lamont (CB), North Carolina State (also wore #23) . . . . . 2005

Robl, Hal (B), Wisconsin State-Oshkosh . . . . . 1993-94, '97

Sensibaugh, Mike (S), Ohio State . . . . . 1972-77

Vodicka, Joe (B), None . . . . . 1945

Waters, Andre (S), Cheyney State . . . . . 1994

Willard, Ken (RB), North Carolina . . . . . 1974

**21**

Abdallah, Hamza (S), Washington State (also wore #23, 41) . . . . . 2009-11

Beal, Norm (DB), Missouri . . . . . 1962

Blackwell, Hal (B), South Carolina . . . . . 1945

Bohlmann, Frank (G), Marquette . . . . . 1942

Campbell, Bill (G), Oklahoma (also wore #53) . . . . . 1945-49

Davis, Cedric (CB), Tennessee State . . . . . 1995

Devis, Dexter (DB), Clemson (also wore #48) . . . . . 1991-93

Dowling, Pat (E), DePaul . . . . . 1929

Eaton, Tracey (S), Portland State . . . . . 1990

Greene, Ed (E), Loyola (ILL) . . . . . 1926-27

Hardy, Jim (B), Southern California (also wore #22, 24) . . . . . 1949-51

Hill, Renaldo (CB), Michigan State (also wore #45) . . . . . 2001-04

Horstmann, Roy (B), Purdue (also wore #42) . . . . . 1934

Jackson, Mark (CB), Abieue Christian . . . . . 1987

Johnson, Al (B), Kentucky . . . . . 1939-41

Keane, Tom (B), West Virginia . . . . . 1955

Kingery, Ellsworth (B), Tulane . . . . . 1954

Malloy, Les (B), Loyola (ILL) . . . . . 1931-33

Metcalf, Eric (WR/KR), Texas . . . . . 1998

Metcalf, Terry (RB), California State-Long Beach . . . . . 1973-77

Minifie, Kevin (DB), Arizona State . . . . . 1997

Pangell, Hal (B), Oregon State . . . . . 1935-38

Peterson, Patrick (CB), Louisiana State . . . . . 2011-

Robbett, Marshall (G), Texas A&M (also wore #43) . . . . . 1943, '45

Rolle, Antrel (CB/S), Miami . . . . . 2005-09

Sandifer, Dan (B), Louisiana State . . . . . 1953

Sears, Jim (DB), Southern California . . . . . 1954, '57-58

Smith, Wilfred (E), DePaul . . . . . 1923-25

Stief, Dave (WR), Portland State (also wore #84) . . . . . 1978-82

Stovall, Jerry (DB), Louisiana State . . . . . 1963-71

Tinsley, Jess (T), Louisiana State (also wore #31) . . . . . 1929-33

Whitman, Laverne (B), Tulsa . . . . . 1951-53

Williams, Clarence (RB), Michigan . . . . . 1999-2000

Williams, James (CB), Fresno State . . . . . 1994

Yeisley, Don (E), None . . . . . 1927-28



## 22

Anderson, Damien (RB), Northwestern (also wore #20) 2002-05  
 Anderson, El (E), Notre Dame (also wore #4, 16) 1922-25  
 Baker, Conway (T), Centenary 1936-43, '45  
 Burt, Alex (B), Colorado A&M 1956  
 Butler, Crezdon (CB), Clemson (also wore #32) 2011-12  
 Carter, Dychod (CB), Kansas State (also wore #38) 2004-05  
 Duerson, Dave (DB), Notre Dame 1991-93  
 Gault, Prentice (RB), Oklahoma 1961-67  
 Gay, William (CB), Louisville 2012  
 Gehlke, Fred (B), Utah 1950  
 Gordon, Lou (T), Illinois 1930-35  
 Hardy, Jim (B), Southern California (also wore #21, 24) 1949-51  
 Higgs, Mark (RB), Kentucky 1994-95  
 Jackson, Charley (B), Southern Methodist 1958  
 Jefferson, Tony (S), Oklahoma 2013-16  
 Kay, Bill (DB), Purdue 1984  
 Knight, Tom (CB), Iowa (also wore #24) 1997-2001  
 Malouf, Ray (B), Southern Methodist (also wore #78, 98) 1941, '46-48  
 Paul, Don (DB/HB), Washington State (also wore #37) 1950-53  
 Sachs, Len (E), Loyola (IL) (also wore #7) 1920-23, '25  
 Smith, Emmitt (RB), Florida 2003-04  
 Starks, Duane (CB), Miami (Fla.) (also wore #28) 2002-04  
 Ware, Matt (CB), UCLA 2006-10  
 Wehrli, Roger (CB), Missouri 1969-82  
 Wilson, Adrian (SS), North Carolina State (also wore #24) 2001-12

## 23

Abdullah, Hamza (S), Washington State (also wore #21, 41) 2009-11  
 Blazine, Tony (T), Illinois Wesleyan 1935-40  
 Bradford, Ronnie (CB), Colorado 1996  
 Butler, John (B), Tennessee 1944  
 Clement, John (B), Southern Methodist 1941  
 Fleming, Jamell (CB), Oklahoma 2012-13  
 Granger, Charles (G/T), Southern 1961  
 Grice, Marion (RB), Arizona State 2004  
 Hearst, Garrison (RB), Georgia 1993-95  
 Hunter, Darrell (CB), Miami (Ohio) 2006  
 Johnson, Chris (RB), East Carolina 2015-  
 McBride, Trumaine (CB), Mississippi 2010  
 McCann, Bryan (S), Southern Methodist 2013  
 McGee, Dell (CB), Auburn (also wore #24) 1996-98  
 Mehring, Pete (T), Kansas (also wore #19) 1934-36  
 Paremore, Bob (RB), Florida A&M 1963-64  
 Perrin, Benny (FB), Alabama 1982-85  
 Reid, Lamont (CB), North Carolina State (also wore #20) 2005  
 Rinehart, Coby (DB), Southern Methodist 1999-03  
 Roland, Johnny (RB), Missouri 1966-72  
 Scott, Ed (FS), Grambling 1987  
 Speegle, Cliff (C), Oklahoma (also wore #64) 1945  
 Stone, Ken (DB), Vanderbilt 1977-80  
 Thurman, Dennis (FS), Southern California 1986  
 Turner, Marcus (DB), UCLA 1989-91  
 Walls, Raymond (CB), Southern Mississippi 2005  
 Whalen, Bill (T), None 1920-24

## 24

Babatsky, Al (T), Fordham (also wore #18, 46) 1938-39, '41-42  
 Baker, Roy (B), Southern California 1929-30  
 Bates, Mario (RB), Arizona State 1998-99  
 Brosky, Al (B), Illinois 1954  
 Brown, Terry (DB), Oklahoma State 1969-70  
 Carr, Jim (B), Morris Harvey 1955, '57  
 Cochran, John (B), Wake Forest 1947-50  
 Collins, Paul (B), Missouri 1945  
 Creighton, Milan (E), Arkansas (also wore #25) 1931-37  
 Currie, Herschel (DB), Oregon State 1994  
 Hardy, Jim (B), Southern California (also wore #21, 22) 1949-51  
 Hunter, Patrick (CB), Nevada 1995  
 Hust, Al (E), Tennessee 1946  
 Kellogg, Clarence (B), St. Mary's (Calif.) 1936  
 Knight, Tom (CB), Iowa (also wore #22) 1997-2001  
 Kuzman, John (T), Fordham 1941  
 McCarthy, John (B), St. Francis 1944  
 McGee, Dell (CB), Auburn (also wore #23) 1996-98

Morris, Wayne (RB), Southern Methodist 1976-83  
 O'Connor, Dan (G), Georgetown 1920-24  
 Olson, Carl (T), UCLA 1942  
 Patrick, Frank (B), Pittsburgh 1938-39  
 Psaltis, Jim (DB), Southern California 1953, '55  
 Reynolds, John (C), Baylor 1937  
 Sitko, Emil (B), Notre Dame 1951-52  
 Stacy, William (DB), Mississippi State 1959-63  
 Watkins, Bob (B), Ohio State 1958  
 Wilson, Adrian (S), North Carolina State (also wore #22) 2001-12  
 Wolfrey, Ron (RB), West Virginia 1985-91

## 25

Bakken, Jim (K), Wisconsin 1962-78  
 Belden, Charles (B), St. Mary's (Calif.) (also wore #39) 1929-31  
 Blair, Stanley (CB), Southeastern Oklahoma State 1990  
 Blount, Eric (RB/KR), North Carolina 1992-93  
 Brooks, Carlos (DB), Bowling Green 1995  
 Bryant, Christian (S), Ohio State 2016  
 Chavous, Corey (DB), Vanderbilt 1998-2001  
 Christian, Marqui (S), Midwestern State 2016  
 Clark, Benyl (B), Oklahoma 1940  
 Creighton, Milan (E), Arkansas (also wore #24) 1931-37  
 Dowell, Gwyn (B), Texas Tech 1935-36  
 Eckl, Bob (T), Wisconsin (also wore #46) 1945  
 Goss, Jason (CB), Texas Christian 2003  
 Green, Roy (DB/WR), Henderson State (also wore #81) 1979-90  
 Green, Eric (CB), Virginia Tech 2005-08  
 Greene, Frank (B), Tulsa 1934  
 Higgins, Jim (G), Trinity Texas 1941  
 Koken, Mike (B), Notre Dame 1933  
 Krejci, Joe (E), Penn State (Ind.) 1934  
 McAfee, Fred (RB), Mississippi College 1994  
 McFadden, Bryant (CB), Florida State 2009  
 Mitchell, Roland (CB), Texas Tech 1988-89  
 Moore, Bill (B), Loyola (La.) 1932  
 Murphy, Bill (G), Washington (Mo.) (also wore #12) 1940-41  
 Neill, Jim (B), Texas Tech 1939  
 Nolan, Dick (B), Maryland 1958  
 Norton, Jerry (DB), Southern Methodist 1959-61  
 Ohaletse, Ifeanyi (FS), Southern California 2004  
 Powers, Jeraud (CB), Auburn 2013-15  
 Rhodes, Travis (RB), Miami (Ohio) 2002  
 Rrentice, Kerry (FS), Louisville 2010-12  
 Schillinger, Andy (WR), Miami (Ohio) 1988-89  
 Sims, Ken (CB), Iowa 1987

## 26

Apolakis, Ray (T), Marquette (also wore #69, 75) 1941-42, '45-50  
 Bogue, George (B), Stanford 1930  
 Brown, J.B. (DB), Maryland 1998  
 Cecil, Chuck (FS), Arizona 1993  
 Colbert, Rony (DB), Lamar 1977  
 Cook, Dave (B), Illinois 1934-36  
 Crump, Dwayne (DB), Fresno State 1973-76  
 Dougherty, Phil (C), Santa Clara 1938  
 Downs, Michael (FS), Rice 1989  
 Field, Amod (WR), Montclair State 1990-91  
 Fisher, Mike (WR), Baylor 1981  
 Handler, Phil (G), Texas Christian (also wore #32, 46) 1930-36  
 Heidel, Jimmy (DB), Mississippi 1966  
 Hood, Roderick (CB), Auburn 2007-08  
 Hultz, George (DT), Southern Mississippi 1962  
 Johnson, Rashad (S), Alabama (also wore #49) 2009-15  
 Jones, Thomas (RB), Virginia 2000-02  
 Jones, Tony (DB), Syracuse (also wore #37) 1995  
 Latourette, Chuck (DB/P), Rice 1967-68, '70-71  
 Ledbetter, Homer (B), Arkansas 1932-33  
 Lott, Thomas (RB), Oklahoma 1979  
 Lyles, Lester (FS), Virginia 1988  
 McDaniel, Emmanuel (CB), East Carolina 2003  
 Miller, Milford (G), Chadron State 1936-37  
 Price, Mitchell (DB), Tulane 1992  
 Schmitt, George (S), Delaware 1983  
 Smith, Ben (DB), Georgia 1995-96  
 Smith, George (B), Villanova 1943

Steinbach, Larry (T), St. Thomas (Minn.) 1931-33  
 Tate, Robert (CB), Cincinnati 2004-06  
 Wells, Beanie (RB), Ohio State 2009-12  
 Williams, Brandon (CB), Texas A&M 2016

## 27

Adams, Michael (CB), Louisiana-Lafayette 2007-12  
 Allen, Carl (DB), Southern Mississippi 1977-82  
 Branch, Tyron (S), Connecticut 2016  
 Diehl, Charles (G), Idaho 1930-31  
 Dugan, Len (C), Wichita (also wore #46, 48) 1937-39  
 Eason, Nijrell (DB), Arizona State 2002  
 Howard, Ty (CB), Ohio State (also wore #29) 1997-98  
 Johnson, Gregory (SS), Oklahoma State 1987  
 Lokanc, Joe (G), Northwestern 1941  
 Macklin, David (CB), Penn State 2004-06  
 Martin, Glen (B), Southern Illinois 1932  
 Mayes, Tony (FS), Kentucky 1987  
 Moss, Eddie (RB), Southeast Missouri State 1973-76  
 Nelson, Jr., Robert (CB), Arizona State 2015  
 Oldham, Chris (DB), Oregon 1991, '92, '93-94  
 Paul, Tito (DB), Ohio State 1995-97  
 Shivers, Roy (RB), Utah State 1966-72  
 Taylor, Curtis (S), Louisiana State 2013  
 Taylor, Jay (CB), San Jose State 1989-92  
 Tipton, Howard (B), Southern California (also wore #34) 1933-37  
 White, Corey (CB), Samford 2015

## 28

Brenning, J.J. (RB), California 2005-08  
 Arrington, Tommy (S), UCLA 1996-2000  
 Bery, Gil (B), Illinois 1935  
 Bethel, Justin (CB), Presbyterian (also wore #31) 2012-  
 Bonnell, Ernie (B), Pittsburgh 1945  
 Carter, Ross (G), Oregon 1936-39  
 Ciccone, Ben (C), Duquesne 1942  
 Evans, Dick (E), Iowa (also wore #35) 1940-43  
 Farmer, Ted (RB), Oregon 1978  
 Flenniken, Max (B), Geneva 1930  
 Gilbin, Robert (DB), Houston 1977  
 Griffith, Homer (B), Southern California (also wore #33) 1934  
 Jeffery, Tony (RB), Texas Christian 1988  
 Laihart, Porter (B), Washington State 1933  
 Lofton, Steve (DB), Texas A&M (also wore #42) 1991-93  
 Mendenhall, Rashard (RB), Illinois 2013  
 Nesbitt, Dick (B), Drake (also wore #47) 1933  
 Ogden, Ray (FL), Alabama 1965-66  
 Pittman, Charlie (RB), Penn State 1970  
 Rankin, Walt (B), Texas Tech (also wore #40, 42, 63) 1941, '43, '45-47  
 Rashad, Ahmad (WR), Oregon 2012-13  
 Shaw, Jesse (G), Southern California 1931  
 Starks, Duane (CB), Miami (Fla.) (also wore #22) 2002-04  
 Stringer, Scott (DB), California 1974  
 Toler, Greg (CB), Saint Paul's (Va.) 2009-12  
 Toscani, Frank (B), St. Mary's (Calif.) 1932  
 Vesser, John (E), Idaho (also wore #10, 36) 1927, 30-31

## 29

Britton, Earl (B), Illinois 1929  
 Bush, Michael (RB), Louisville 2014  
 Carter, Joe (E), Southern Methodist 1945  
 Clemons, Chris (S), Clemson 2014-15  
 Cosner, Don (B), Montana State 1939  
 Doyle, Ted (E), Nebraska 1944  
 Harris, Quentin (S), Syracuse 2002-05  
 Hobbly, Liffort (DB), Louisiana State 1985  
 Holloway, Johnny (CB), Kansas 1987  
 Holman, Scott (WR), Oregon 1986  
 Howard, Ty (CB), Ohio State (also wore #27) 1997-98  
 Keys, Brady (DB), Colorado State 1966  
 Lynch, Lorenzo (DB), California State-Sacramento 1990-95  
 Martin, John (B), Oklahoma 1941-44  
 McDonnell, Mickey (B), None (also wore #44) 1925-30  
 Murrell, Adrian (RB), West Virginia 1998-99  
 Rodgers-Cromartie, Dominique (CB), Tennessee State 2008-10  
 Shelley, Dex (B), Texas 1932





# ARIZONA CARDINALS

Simon, Tharold (CB), Louisiana State . . . . .2016  
 Smith, Alfonso (RB), Kentucky (also wore #46) . . . . .2010-13  
 Taylor, Chester (RB), Toledo . . . . .2011  
 Williams, Gerald (CB), Langston . . . . .1990  
 Wood, Bob (T), Alabama . . . . .1940

## 30

Allen, Ed (E), Creighton . . . . .1928  
 Ayanbadejo, Obafemi (FB), San Diego State . . . . .2004-06  
 Boyd, Bill (B), Westminster (Mo.) . . . . .1930-31  
 Bradley, Bill (DB), Texas . . . . .1977  
 Bradley, Hal (G), Iowa . . . . .1928  
 Brown, Lance (DB), Indiana . . . . .1995-96  
 Bryant, Charlie (RB), Allen (S.C.) . . . . .1966-67  
 Chisick, Andy (C), Villanova . . . . .1940-41  
 Claypool, Ralph (C), Purdue (also wore #10) . . . . .1925-26, '28  
 Green, Marshay (CB), Mississippi . . . . .2011  
 Finn, Bernie (B), Holy Cross . . . . .1932  
 Hammond, Gary (WR), Southern Methodist . . . . .1973-76  
 Hansen, Cliff (B), Luther . . . . .1933  
 Hinchman, Hub (B), Butler (also wore #32) . . . . .1933-34  
 Lawrence, Jim (B), Texas Christian (also wore #8, 11) . . . . .1936-39  
 Little, David (TE), Middle Tennessee State . . . . .1990  
 McCloy, Leeland (RB), Texas A&M . . . . .1996-97  
 Mitchell, Stump (RB), Citadel . . . . .1981-89  
 Monahan, Regis (G), Ohio State . . . . .1939  
 Moore, Ronald (RB), Pittsburg State (Kan.) (also wore #20) . . . . .1993-94, '97  
 Morrow, John (G), Kearney State . . . . .1937-38  
 Person, Ara (TE), Morgan State . . . . .1972  
 Peterson, Ken (B), Gonzaga . . . . .1935  
 Shelby, Willie (RB), Alabama . . . . .1978  
 Simas, Bill (B), St. Mary's (Calif.) . . . . .1932-33  
 Taylor, Stephan (RB), Stanford . . . . .2013-16  
 White, Anthony (RB), Kentucky . . . . .2002  
 White, Paul (RB), Texas-El Paso . . . . .1970-71

## 31

Ashton, Josh (RB), Tulsa . . . . .1975  
 Beatty, Chuck (DB), North Texas State . . . . .1975  
 Bethel, Justin (CB), Presbyterian (also wore #28) . . . . .2012-  
 Brown, Rod (RB), North Carolina State . . . . .1997-98  
 Cromatie, Antonio (CB), Florida State . . . . .2014  
 Daanen, Jerry (WR), Miami (Fla.) (also wore #41) . . . . .1968-70  
 Davis, Jerry (B), Southeast Louisiana . . . . .1948-51  
 Failing, Fred (G), Central J.C. (Kan.) . . . . .1930  
 Fain, Richard (DB), Florida . . . . .1991  
 Ferrell, Earl (RB), East Tennessee State . . . . .1982-89  
 Field, Harry (T), Oregon State . . . . .1934-36  
 Fife, Ralph (G), Pittsburgh . . . . .1942, '45  
 Fitzgibbon, Paul (B), Creighton . . . . .1928  
 Hammack, Malcolm (RB), Florida . . . . .1955, 57-66  
 Harris, Odie (DB), Sam Houston State . . . . .1992-94  
 Hummel, Arnie (B), Lombard . . . . .1927  
 Johnson, David (RB), Northern Iowa . . . . .2015-  
 Johnston, Jimmy (B), Washington . . . . .1946  
 Marshall, Richard (CB), Fresno State . . . . .2011  
 Shipp, Marcel (RB), Massachusetts . . . . .2001-07  
 Symank, John (DB), Florida . . . . .1963  
 Terry, Ryan (RB), Iowa . . . . .1995-96  
 Tinsley, Gaynell (E), Louisiana State (also wore #11, 49) . . . . .1937-38, '40  
 Tinsley, Jess (T), Louisiana State (also wore #21) . . . . .1929-33  
 Weaver, Charles (G), Chicago (also wore #32) . . . . .1930  
 Wilson, Gordon (C), Texas Mines . . . . .1942-43, '45  
 Wright, Jason (RB), Northwestern . . . . .2009-10

## 32

Anderson, Ottis (RB), Miami (Fla.) . . . . .1979-86  
 Banonis, Vince (C), Detroit (also wore #11) . . . . .1942, '46-50  
 Broughton, Nehemiah (FB), The Citadel . . . . .2010  
 Butler, Crezdon (CB), Clemson (also wore #22) . . . . .2011-12  
 Croom, Larry (RB), Nevada-Las Vegas . . . . .2004  
 Daddio, Bill (E), Pittsburg . . . . .1941-42  
 Deskin, Versi (E), Drake (also wore #45) . . . . .1935-39  
 Flagler, Terrence (RB), Clemson . . . . .1990-91  
 Gray, Oscar (FB), Arkansas . . . . .1995

Grosvornor, George (B), Colorado . . . . .1936-37  
 Handler, Phil (G), Texas Christian (also wore #26, 32) . . . . .1930-36  
 Harrison, Reggie (RB), Cincinnati . . . . .1974  
 Harvey, Frank (FB), Georgia . . . . .1994  
 Hayden, Leo (RB), Ohio State . . . . .1972-73  
 Hinchman, Hub (B), Butler (also wore #30) . . . . .1933-34  
 Holmer, Walter (B), Northwestern . . . . .1931-32  
 Jackson, James (RB), Miami (Fla.) . . . . .2005  
 James, Edgerin (RB), Miami (Fla.) . . . . .2006-08  
 Johnson, LeShon (RB), Northern Illinois . . . . .1995-97  
 Jordan, Tony (RB), Kansas State . . . . .1988-89  
 Laten, Jerry (RB), Northern Illinois . . . . .1975-78  
 Lindsey, Corey (CB), Southern Illinois . . . . .2011  
 Mathieu, Tyrann (S), Louisiana State . . . . .2013-  
 Mooney, Jim (T), Georgetown . . . . .1935  
 Pittman, Michael (RB), Fresno State . . . . .1998-2001  
 Russell, Doug (B), Kansas State (also wore #12, 33) . . . . .1934-39  
 Weaver, Charles (G), Chicago (also wore #31) . . . . .1930  
 Word, Barry (RB), Virginia . . . . .1994

## 33

Barnes, Lawrence (RB), Tennessee State . . . . .1978  
 Belton, Willie (RB), Maryland State . . . . .1973-74  
 Bouie, Kevin (RB), Mississippi State . . . . .1997  
 Brown, Ivory Lee (RB), Arkansas-Pine Bluff . . . . .1991-92  
 Brown, Theotis (RB), UCLA . . . . .1979-81  
 Burch, John (RB), Tennessee-Martin . . . . .1989  
 Cahill, Ron (B), Holy Cross . . . . .1943  
 Cheatham, Lloyd (DB), Auburn (also wore #66) . . . . .1942  
 Crenshaw, Willis (FB), Kansas State . . . . .1964-69  
 Evans, Earl (T), Harvard . . . . .1925  
 Glick, Frederick (DB), Colorado A&M . . . . .1960-61  
 Gray, Tim (DB), Texas A&M . . . . .1975  
 Green, Justin (FB), Montana . . . . .2009  
 Griffith, Homer (B), Southern California (also wore #28) . . . . .1934  
 Jackson, Roland (FB/LB), Rice . . . . .1962  
 Knolia, John (B), Creighton . . . . .1942, '45  
 Lee, Monte (LB), Texas . . . . .1961  
 Lind, Al (C), Northwestern . . . . .1936  
 Matson, Ollie (RB), San Francisco . . . . .1952-58  
 McCado, Derrick (RB), Baylor . . . . .1987-88  
 McCullough, Hugh (B), Oklahoma . . . . .1940-41  
 McDonald, Brandon (CB), Memphis . . . . .2010  
 Morrow, Harold (FB), Auburn . . . . .2005  
 Olszewski, Johnny (B), California (also wore #36) . . . . .1953-57  
 Okonevski, Steve (DT), Washington (also wore #36) . . . . .1976  
 Pappio, Joe (B), Haskell . . . . .1930  
 Powell, William (RB), Kansas State . . . . .2012  
 Russell, Doug (B), Kansas State (also wore #12, 32) . . . . .1934-39  
 Scooby, Josh (RB), Kansas State . . . . .2004-04  
 Semes, Bernie (B), Duquesne . . . . .1944  
 Walker, Quentin (RB), Virginia . . . . .1984-85  
 Williams, Kerwynn (RB), Utah State . . . . .2014-  
 Willingham, Larry (DB), Auburn . . . . .1971-72, '76  
 Yablonski, Vantan (B), Columbia . . . . .1948-51

## 34

Clark, Jessie (RB), Arkansas . . . . .1988-89  
 Glassgow, Willis (B), Iowa . . . . .1931  
 Griffith, Robert (FB), San Diego State . . . . .2005-06  
 Harder, Pat (B), Wisconsin . . . . .1945-50  
 Heater, Don (RB), Montana Tech . . . . .1972  
 Hickman, Larry (B), Baylor . . . . .1959  
 Hightower, Tim (RB), Richmond . . . . .2000-10  
 Hoage, Terry (S), Georgia . . . . .1994-96  
 Hunter, Monty (DB), Salem College . . . . .1983  
 Jackson, Dexter (FB), Florida State . . . . .2003-04  
 Jones, Steve (RB), Duke . . . . .1974-78  
 Joe, Bhawoh (S), Penn State . . . . .2007  
 Kuman, William (LB), North Carolina . . . . .1959-67  
 Makovicka, Joel (FB), Nebraska . . . . .1999-02  
 Miller, Harlan (CB/S), SE Louisiana . . . . .2016-  
 Mumford, Tony (RB), Penn State . . . . .1985  
 Panelli, John (FB/LB), Notre Dame . . . . .1951-53  
 Parmele, Jalen (RB), Toledo . . . . .2014  
 Rooney, Cobb (E), None . . . . .1929-30

Rosema, Rocky (LB), Michigan . . . . .1968-71  
 Thompson, Anthony (RB), Indiana . . . . .1990-92  
 Tipton, Howard (B), Southern California (also wore #27) . . . . .1933-37  
 Williams, Ryan (RB), Virginia Tech . . . . .2011-13

## 35

Arenas, Javier (CB), Alabama . . . . .2013  
 Brooks, Cariel (CB), Adams State . . . . .2015  
 Burkett, Jeff (E), Louisiana State (also wore #88, 89) . . . . .1947  
 Carter, Dyshod (CB), Kansas State (also wore #22 and #38) . . . . .2004  
 Celestin, Oliver (SS), Texas Southern . . . . .2007  
 Childress, Joe (RB), Auburn . . . . .1960, '62-65  
 Duggins, George (E), Purdue (also wore #43) . . . . .1934  
 Evans, Dick (E), Iowa (also wore #28) . . . . .1940-43  
 Griffin, Jeff (CB), Utah . . . . .1981-85  
 Kelcein, Mike (G), Fordham . . . . .1939  
 Kreider, Dan (FB), New Hampshire . . . . .2009  
 Maple, Howard (B), Oregon State . . . . .1930  
 Masters, Walt (DB), Pennsylvania (also wore #40) . . . . .1943-44  
 Mims, Robert (RB), Kansas . . . . .1988  
 Otis, Jim (RB), Ohio State . . . . .1973-78  
 Rogers, Glynn (G), Texas Christian . . . . .1939  
 Shurz, Ernest (S), Michigan . . . . .2005  
 Sherman, Anthony (FB), Connecticut . . . . .2011-12  
 Smith, Dennis (TE), Utah . . . . .1990  
 Stegert, Larry (RB), Texas A&M . . . . .1971  
 White, Arthur (G), Alabama . . . . .1940-41  
 Williams, Aeneas (CB), Southern . . . . .1991-00

## 36

Baratz, Frank (B), Iowa (also wore #44) . . . . .1941, '45  
 Balrest, David (CB), Arkansas . . . . .2000-03  
 Bucannon, Deone (S), Washington State (also wore #20) . . . . .2014-  
 Bukant, Joe (B), Washington (Mo.) . . . . .1942-43  
 Butler, Jim (RB), Edward Waters (Fla.) . . . . .1972  
 Christopherson, Ryan (FB), Wyoming . . . . .1996  
 Ferri, Diamond (RB), Syracuse . . . . .2006  
 Harrington, Perry (RB), Jackson State . . . . .1984-85  
 Lane, MacArthur (R), Utah State . . . . .1968-71  
 Mestrick, Frank (RB), Marquette . . . . .1960-61  
 Okonevski, Steve (DT), Washington (also wore #33) . . . . .1976  
 Celcutny, Johnny (B), California . . . . .1930-35  
 Pasquariello, Ralph (B), Villanova . . . . .1951-52  
 Phillips, Rod (RB), Jackson State . . . . .1979-80  
 Reeves, Ken (S), Norfolk State . . . . .1974-77  
 Ribble, Loran (G), Hardin-Simmons . . . . .1933  
 Sikahema, Vai (RB/RK), Brigham Young . . . . .1986-90  
 Sloan, Dwight (QB), Arkansas . . . . .1938  
 Stephens-Howling, LaRod (RB), Pittsburg . . . . .2009-12  
 Swearingen, D.J. (S), South Carolina . . . . .2015-16  
 Szoł, Walt (T), Bucknell . . . . .1946-48  
 Thornton, Bill (RB), Nebraska . . . . .1963-65, '67  
 Vesser, John (E), Idaho (also wore #10, 28) . . . . .1927, '30-31  
 Withrow, Cal (C), Kentucky . . . . .1974

## 37

Allen, Jeff (DB), Iowa State . . . . .1971  
 Bell, Yerehiah (S), Eastern Kentucky . . . . .2013  
 Brown, Hardy (LB), Tulsa . . . . .1956  
 Centers, Larry (RB), Stephen F. Austin . . . . .1990-98  
 Considine, Sean (S), Iowa . . . . .2011  
 Dixon, Larry (RB), Jackson State . . . . .1987  
 Cowan, Brian (CB), NW Missouri State . . . . .2016  
 Fischer, Pat (DB), Nebraska . . . . .1961-67  
 Geri, Joe (B), Georgia . . . . .1952  
 Goodman, Don (RB), Cincinnati (also wore #40) . . . . .1987  
 Greene, Ken (DB), Washington State . . . . .1978-82  
 Gundy, Kevin (CB), Louisiana State . . . . .1989  
 Jones, Tony (DB), Syracuse (also wore #26) . . . . .1995  
 King, Emmett (B), None . . . . .1954  
 Lach, Steve (B), Duke . . . . .1942  
 Mayes, Adrian (SS), Louisiana State . . . . .2004-05  
 Milligan, Hanik (SS), Houston . . . . .2006  
 Moore, Ricky (FB), Alabama . . . . .1988  
 Owens, Marv (WR), San Diego State . . . . .1973  
 Paul, Don (DB/HB), Washington State (also wore #22) . . . . .1950-53



Philpott, Dean (B), Fresno State . . . . .	1958
Rose, Gene (DB), Wisconsin (also wore #38) . . . . .	1929-32
Schwall, Vic (B), Northwestern (also wore #89) . . . . .	1947-50
Self, Clarence (B), Wisconsin . . . . .	1949
Spinks, Jack (G), Alcorn A&M . . . . .	1953
Stewart, Vaughan (C), Alabama . . . . .	1943
Wilson, Mike (DB), Western Illinois . . . . .	1969
Woodshick, Tom (RB), West Virginia . . . . .	1972

## 38

Burns, Leon (RB), California State-Long Beach . . . . .	1972
Carter, Dychod (CB), Kansas State (also wore #22 and #35) . . . . .	2004
Crass, Bill (B), Louisiana State . . . . .	1937
Dunstan, Elwyn (T), Portland . . . . .	1938-39
Ellington, Andre (RB), Clemson . . . . .	2013
Harris, Kenny (DB), North Carolina State . . . . .	1997
Nelson, Lee (S), Florida State . . . . .	1976-86
Rose, Gene (DB), Wisconsin (also wore #37) . . . . .	1929-32
Sabados, Andy (G), Citadel . . . . .	1939-40
Scalles, Hurd (DB), North Texas State . . . . .	1974
Shook, Fred (C), Texas Christian . . . . .	1941
Triplett, Bill (RB), Miami (Ohio) . . . . .	1962-63, '65-66
Zordich, Michael (S), Penn State . . . . .	1989-93

## 39

Belden, Charles (B), St. Mary's (Calif.) (also wore #25) . . . . .	1929-31
Bronson, John (TE/FB), Penn State (also wore #85) . . . . .	2005-06
Bouka, Elie (CB), Calgary . . . . .	2016
Curcillo, Tony (B), Ohio State . . . . .	1953
DeCorviant, Bill (B), Northwestern . . . . .	1947-48
Druis, Al (B), Temple . . . . .	1945-46
Edwards, Cid (RB), Tennessee State . . . . .	1968-71
Harrell, Willard (RB), Pacific . . . . .	1978-84
Hesney, Brian (RB), Bucknell . . . . .	1994
Hughes, Robert (RB), Notre Dame . . . . .	2014
Johnson, Johnny (RB), San Jose State . . . . .	1990-92
McKinley, Dennis (FB), Mississippi State . . . . .	1999-2002
Perko, John (G), Minnesota . . . . .	1944
Richardson, C.J. (DB), Miami (Fla.) . . . . .	1995
Sanders, James (S), Fresno State . . . . .	2012
Sargent, Broderick (RB), Baylor . . . . .	1986-87

## 40 (Retired)

Adams, Michael (CB), Arkansas State . . . . .	1989
Bredde, Bill (B), Oklahoma A&M . . . . .	1954
Conrad, Bobby Joe (FL), Texas A&M . . . . .	1960-68
Crow, Lindon (DB), Southern California . . . . .	1955-57
Fisher, Ev (B), Santa Clara (also wore #10) . . . . .	1938-39
Gay, Bill (B), Notre Dame . . . . .	1951-52
Goodman, Don (RB), Cincinnati (also wore #37) . . . . .	1987
Greene, Doug (DB), Texas A&I . . . . .	1978
Love, Randy (RB), Houston . . . . .	1979-85
Massey, Robert (DB), North Carolina Central . . . . .	1991-93
Masters, Walt (QB), Pennsylvania (also wore #35) . . . . .	1943-44
Moore, Derrick (RB), Northeastern State (Okla.) . . . . .	1996-97
Moyhinan, Tim (C), Notre Dame (also wore #11) . . . . .	1932-33
Norman, Bob (C), None . . . . .	1945
Popovich, John (B), St. Vincent . . . . .	1944
Rankin, Walt (B), Texas Tech (also wore #28, 42, 63) . . . . .	1941, '43, '45-'47
Sarringhaus, Paul (B), Ohio State . . . . .	1946
Smith, Bill (E), Washington . . . . .	1934-39
Tillman, Pat (S), Arizona State (honored with number retirement) . . . . .	1998-2001
Triplett, Wally (B), Penn State . . . . .	1952-53
Washington, Eric (DB), Texas-El Paso . . . . .	1972-73
Yarr, Tom (C), Notre Dame . . . . .	1933

## 41

Abdullah, Hamza (S), Washington State (also wore #21, 23) . . . . .	2009-11
Bedford, Vance (CB), Texas . . . . .	1982
Bova, Tony (E), St. Francis . . . . .	1944
Carter, Carl (CB), Texas Tech . . . . .	1986-89
Carter, Willie (B), Tennessee State . . . . .	1953
Cooper, Marcus (CB), Rutgers . . . . .	2016
Curry, Clarence (CB), Villanova . . . . .	2004

Daanen, Jerry (WR), Miami (Fla.) (also wore #31) . . . . .	1968-70
Dewell, Bill (E), Southern Methodist (also wore #7) . . . . .	1940-41, '45-49
Duren, Clarence (S), California . . . . .	1973-76
Ghersanich, Vernon (G), Auburn . . . . .	1943
Hill, James (DB), Sam Houston State . . . . .	1960-64
Lucas, Justin (DB), Abilene Christian . . . . .	1999-2003
Murphy, Tom (B), Arkansas . . . . .	1934
Polsfort, Fran (E), Washington State . . . . .	1950-52
Provost, Ted (DB), Ohio State . . . . .	1971
Rogge, George (E), Iowa . . . . .	1931-33
Sarboe, Phil (B), Washington State . . . . .	1934-36
Shenefelt, Paul (T), Manchester . . . . .	1934-35
Thomas, Jim (G), Oklahoma . . . . .	1939-40
Wheeler, Ernie (B), North Dakota State . . . . .	1939, '42
Whitley, Eddie (CB), Virginia Tech . . . . .	2014
Wright, Nate (DB), San Diego State . . . . .	1969-70

## 42

Booty, John (DB), Texas Christian . . . . .	1993
Devilber, Chuck (S), Utah State . . . . .	1973
Dove, Bob (E), Notre Dame . . . . .	1948-53
Duggan, Gil (T), Oklahoma (also wore #60, 64) . . . . .	1942-43, '45
Goldberg, Marshall "Biggie" (B/DB), Pittsburgh . . . . .	1939-40, '46-48 (also wore #73, 99)
Hodgins, James (FB), San Jose State . . . . .	2003-05
Holt, Terrence (FS), North Carolina State . . . . .	2007
Horstmann, Roy (B), Purdue (also wore #21) . . . . .	1934
Ivy, Frank (P) (E), Oklahoma (also wore #7, 51) . . . . .	1940-42, '45-47
James, Javaris (RB), Miami (Fla.) . . . . .	2012
Johnson, Bobby (DB), Texas . . . . .	1985-86
Lassiter, Kwamie (DB), Kansas . . . . .	1995-1992
Lofton, Steve (DB), Texas A&M (also wore #28) . . . . .	1991-93
Preston, John (SS), Central State (Okla.) . . . . .	1987
Rankin, Walt (B), Texas Tech (also wore #28, 40, 63) . . . . .	1941, '43, '45-'47
Sanders, Lonnie (DB), Michigan State . . . . .	1968-69
Thompson, Norm (DB), Utah (also wore #43) . . . . .	1971-76
Wicks, Bob (WR), Utah State . . . . .	1972
Williams, Herb (DB), Southern . . . . .	1981-82
Williams, Jake (T), Texas Christian (also wore #42) . . . . .	1929-33
Wilson, Bill (E), Gonzaga . . . . .	1935-37
Woodson, Abe (DB), Illinois . . . . .	1965-66

## 43

Anderson, Stevie (WR), Grambling State (also wore #82) . . . . .	1995-96
Bayless, Martin (DB), Bowling Green . . . . .	1984
Busier, Ray (T), Marquette (also wore #97) . . . . .	1940-41, '45
Carpenter, Steve (DB), Western Illinois . . . . .	1981
Darby, Matt (S), UCLA . . . . .	1996-97
Duggins, George (E), Purdue (also wore #35) . . . . .	1934
Jenkins, Mike (CB), South Florida . . . . .	2016
Kassel, Charles (E), Illinois (also wore #12) . . . . .	1929-33
Montgomery, Bill (B), Louisiana State . . . . .	1946
Nichelini, Al (B), St. Mary's (Calif.) . . . . .	1935-36
Plummer, Tony (DB), Pacific . . . . .	1970
Robnett, Marshall (G), Texas A&M (also wore #21) . . . . .	1943, '45
Sauls, Mac (DB), Southwest Texas State . . . . .	1968-69
Thompson, Norm (DB), Utah (also wore #42) . . . . .	1971-76
Young, Lonnie (FS), Michigan State . . . . .	1985-90

## 44

Anderson, Donny (RB), Texas Tech . . . . .	1972-74
Baker, Tony (RB), East Carolina . . . . .	1989
Balasz, Frank (B), Iowa (also wore #36) . . . . .	1941, '45
Barry, Paul (B), Tulsa . . . . .	1954
Baxter, Jarrod (FB), New Mexico . . . . .	2005
Bradley, Hal (E), Elon . . . . .	1938-39
Brim, Michael (CB), Virginia Union . . . . .	1988
Christman, Paul (DB), Missouri (also wore #15) . . . . .	1945-49
Collier, Tim (CB), East Texas State . . . . .	1980-81
Crow, John David (RB), Texas A&M . . . . .	1958-64
Franklin, George (RB), Texas A&I . . . . .	1977-78
Gasparella, Joe (B), Notre Dame . . . . .	1951
Gilliam, John (WR), South Carolina State . . . . .	1969-71
Golden, Markus (LB), Missouri . . . . .	2015
Graham, Al (G), None . . . . .	1932-33

Johnson, D.J. (DB), Kentucky . . . . .	1996
Karras, John (B), Illinois . . . . .	1952
Longo, Tom (DB), Notre Dame . . . . .	1971
Mann, Dave (B), Oregon State . . . . .	1955-57
McCleskey, J.J. (DB), Tennessee . . . . .	1996-00
McDonnell, Mickey (B), None (also wore #29) . . . . .	1925-30
Nevers, Eric (B), Stanford (also wore #11) . . . . .	1929-31
Samuels, Terry (TE), Kentucky (also wore #89) . . . . .	1994-95
Schable, A.J. (FB), South Dakota (also wore #96) . . . . .	2006
Smith, Wayne (CB), Purdue . . . . .	1982-86
Smith, Michael (CB), Memphis . . . . .	2001-04
Stowitzick, Mike (B), Notre Dame . . . . .	1950
Volok, Bill (G), Tulsa . . . . .	1934-39
Woolsey, Rolly (DB), Boise State . . . . .	1978

## 45

Aldridge, Melvin (S), Murray State . . . . .	1995
Booth, Clarence (T), Southern Methodist . . . . .	1943
Carr, Lydell (FB), Oklahoma . . . . .	1989
Deskin, Versil (E), Drake (also wore #32) . . . . .	1935-39
Driskill, Joseph (DB), Northeast Louisiana . . . . .	1960-61
Durko, John (E), Albright . . . . .	1945
Fuller, Larry (B), None . . . . .	1945
Hanson, Homer (G), Kansas State . . . . .	1935-36
Harfield, Trevon (CB/S), SW Oklahoma State . . . . .	2016
Hart, Renaldo (CB), Michigan State (also wore #21) . . . . .	2001-04
Hoey, George (DB), Michigan . . . . .	1971
Kichefski, Walt (E), Miami (Fla.) . . . . .	1944
Lucas, Reagan (FB), Hawaii . . . . .	2010-12
McNally, Frank (C), St. Mary's (Calif.) . . . . .	1931-34
Person, Brandon (S), Tiffin . . . . .	2015
Schwenk, Wilson (B), Washington (Mo.) . . . . .	1942
Silvestri, Carl (DB), Wisconsin . . . . .	1965
Smith, Cedric (FB), Florida . . . . .	1996-98
Smith, Leonard (DB), McNeese State . . . . .	1983-88
Smith, Perry (DB), Colorado State . . . . .	1977-79
Smith, Terelle (FB), Arizona State . . . . .	2007-08
Toibert, Jim (S), Lincoln (Mo.) . . . . .	1973-75
Urchin, Mitch (T), San Jose State . . . . .	1945
Williams, Bobby (DB), Central State (Okla.) . . . . .	1966-67

## 46

Alexander, Brent (DB), Tennessee State . . . . .	1994-97
Babartsky, Al (T), Fordham (also wore #18, 24) 1938-39, 41-42 . . . . .	1938-39, 41-42
Bessilieu, Don (S), Georgia Tech . . . . .	1982
Brewer, Aaron (LS), San Diego State . . . . .	2016
Castille, Tim (FB), Alabama . . . . .	2007-08
Lugar, Len (C), Wichita (also wore #27, 48) . . . . .	1937-39
Eckl, Bob (T), Wisconsin (also wore #25) . . . . .	1945
Handler, Phil (G), Texas Christian (also wore #26, 46) . . . . .	1930-36
Helfin, Victor (DB), Delaware State . . . . .	1983
Johnson, Charles (DB), Grambling . . . . .	1981
Johnson, Paris (DB), Miami (Ohio) . . . . .	1999
Lee, Jeff (WR), Nebraska . . . . .	1980
Marotti, Lou (G), Toledo (also wore #64, 77) . . . . .	1943-45
McDonald, Tim (SS), Southern California . . . . .	1987-92
Mikulak, Mike (B), Oregon (also wore #48) . . . . .	1934-36
Pearson, Bert (C), Kansas State . . . . .	1935-36
Rue, Joshua (FB), Duquesne . . . . .	2003-04
Seno, Frank (B), George Washington (also wore #54) . . . . .	1945-46
Severson, Jeff (CB), Long Beach State . . . . .	1976-77
Smith, Alfonso (RB), Kentucky (also wore #29) . . . . .	2010-13
Spencer, Maurice (DB), North Carolina Central . . . . .	1974
Wright, Charles (CB), Tulsa . . . . .	1987

## 47

Bausch, Jim (B), Kansas . . . . .	1933
Campana, Al (B), Youngstown State . . . . .	1953
Conroy, Steve (LB), Kansas . . . . .	1972
Cuppelletti, Bree (G), Oregon . . . . .	1934-38
Douds, Forrest (T), Washington & Jefferson . . . . .	1932
Francisco, Aaron (S), Brigham Young . . . . .	2005-08
Gordon, Bob (B), Tennessee . . . . .	1958
Hambrick, Troy (RB), Savannah State . . . . .	2004
Hogue, Murrell (T), Centenary . . . . .	1929
Kinek, George (B), Tulane . . . . .	1954

Lee, Bobby (E), Minnesota . . . . .	1968
Mack, Cedric (DB), Baylor . . . . .	1983-90
Morgan, Don (DB), Nevada . . . . .	2002
Neshitt, Dick (B), Drake (also wore #28) . . . . .	1933
Parker, Joe (E), Texas (also wore #81) . . . . .	1946-47
Popa, Eli (B), Illinois . . . . .	1952
Riddick, Shaq (LB), West Virginia . . . . .	2015
Slater, Fred (T), Iowa (also wore #14, 91) . . . . .	1926-31
Younger, Jordan (DB), Connecticut . . . . .	2000

## 48

Aldrich, Ki (C), Texas Christian . . . . .	1939-40, '43
Atkins, Robert (DB), Grambling . . . . .	1968-69
Baynham, Craig (RB), Georgia Tech . . . . .	1972
Bergenson, Gil (T), Oregon State . . . . .	1933
Davis, Dexter (DB), Clemson (also wore #21) . . . . .	1991-93
Dugan, Len (C), Wichita (also wore #27, 46) . . . . .	1937-39
Fiske, Max (B), DePaul . . . . .	1937
Giordano, Dan (LB), Cincinnati . . . . .	2013
Haves, Jaruis (TE), North Alabama (also wore #89) . . . . .	1996, '98
Henry, Steve (DB), Emporia State . . . . .	1979-80
Hill, Inv (B), Trinity (Tex.) . . . . .	1931-32
Hodel, Nathan (LS), Illinois . . . . .	2001-08
Hoel, Bob (G), Pittsburgh . . . . .	1937-38
Johnson, Jerome (FB), Nevada . . . . .	2010
McBride, Oscar (TE), Notre Dame (also wore #87) . . . . .	1995-96
Mikulak, Mike (B), Oregon (also wore #46) . . . . .	1934-36
Morrow, Bob (G), Illinois Wesleyan . . . . .	1941-43
Phillips, Reggie (CB), Southern Methodist . . . . .	1988
Poole, Jim (E), Mississippi . . . . .	1945
Schultz, Eberle (G), Oregon State . . . . .	1944
Schwartz, Don (DB), Washington State . . . . .	1981
Strausbaugh, Jim (B), Ohio State . . . . .	1946
Washington, Lionel (DB), Tulane . . . . .	1983-86

## 49

Barni, Roy (B), San Francisco . . . . .	1952-53
Bernardi, Frank (B), Colorado . . . . .	1955-57
Burson, Jim (DB), Auburn . . . . .	1963-67
Diamond, Lorenzo (TE), Auburn . . . . .	2003-04
Eikenberg, Charles (DB), Rice . . . . .	1948
Fann, Chad (TE), Florida A&M (also wore #86) . . . . .	1993-95
Hackbart, Dale (DB), Wisconsin . . . . .	1971-72
Hart, Lawrence (TE), Southern . . . . .	2001
Huffman, Frank (G), Marshall . . . . .	1939-41
Isaacson, Ted (T), Washington . . . . .	1934-35
Johnson, Rashad (S), Alabama (also wore #26) . . . . .	2009-15
Kiesling, Walt (G), St. Thomas (Minn.) (also wore #18, 19) . . . . .	1929-33
Lasker, Greg (FS), Arkansas . . . . .	1988
Maddock, Bob (G), Notre Dame (also wore #68) . . . . .	1942, '46
Noga, Niko (LB), Hawaii (also wore #57) . . . . .	1984-88
Reynolds, Bill (B), Mississippi . . . . .	1945
Robinson, Jack (T), Northeast Missouri State . . . . .	1936-37
Spence, Julian (B), Sam Houston State . . . . .	1956
Thurbon, Bob (B), Pittsburgh . . . . .	1944
Tinsley, Gaynell (E), Louisiana State (also wore #11, 31) . . . . .	1937-38, '40
Wagemann, Zack (LB), Montana . . . . .	2015
Wagstaff, Jim (B), Idaho State . . . . .	1959
West, William (DB), Oregon . . . . .	1960-61

## 50

Alford, Mike (C), Auburn . . . . .	1965
Beauchamp, Al (LB), Southern . . . . .	1976
Brown, Cody (LB), Connecticut (also wore #52) . . . . .	2009
Boyette, Garland (LB), Grambling State . . . . .	1962-63
Cantor, Leo (B), UCLA (also wore #82) . . . . .	1945
Coomer, Joe (T), Stephen F. Austin . . . . .	1947-49
Field, Doak (LB), Baylor . . . . .	1982
Footo, Larry (LB), Michigan . . . . .	2014
Gillis, Don (C), Rice . . . . .	1958-61
Harris, Bob (LB), Auburn . . . . .	1983-85
Hartle, Greg (LB), Newberry (S.C.) . . . . .	1974-76
Jarostchuk, Zia (LB), New Hampshire . . . . .	1987-88, '89
Jennings, John (T), Ohio State (also wore #70) . . . . .	1950-57
Johnson, Al (C), Wisconsin . . . . .	2007-08
Maeda, Chet (B), Colorado A&M . . . . .	1946

Martin, Gabe (LB), Bowling Green . . . . .	2015-
McIntyre, Tony (LB), Eastern Kentucky . . . . .	1997-98
McIntyre, Jeff (LB), Arizona State . . . . .	2002
Merritt, David (LB), North Carolina State . . . . .	1993-95
Moch, Dontay (LB), Nevada . . . . .	2013
Mulligan, Wayne (C), Clemson . . . . .	1969-73
Nunn, Freddie Joe (DE), Mississippi (also wore #58, 78) . . . . .	1988-93
Puki, Craig (LB), Tennessee . . . . .	1982
Putman, Earl (C), Arizona State . . . . .	1957
Robinson, Jerry (LB), Texas A&M . . . . .	1990
Schofield, O'Brien (LB), Wisconsin . . . . .	2010-12
Simmons, John (C), Detroit . . . . .	1951-56
Starkey, Jason (C), Marshall . . . . .	2000-03
Towns, Lester (DB), Washington . . . . .	2005
Watt, Walt (B), Miami (Fla.) . . . . .	1945
Wukitis, Al (C), Duquesne . . . . .	1944

## 51

Allerman, Kurt (LB), Penn State . . . . .	1977-80, '82-84
Bates, Theodore (LB), Oregon State (also wore #81) . . . . .	1960-62
Blackstock, Darryl (LB), Virginia (also wore #55) . . . . .	2005-07
Brahamey, Tom (C), Oklahoma . . . . .	1973-81
Burton, Ron (LB), North Carolina . . . . .	1989
Chilton, Gene (C), Texas (also wore #58) . . . . .	1986-87
Christenson, Marty (B), Minnesota . . . . .	1940
Cobbins, Laron (LB), Notre Dame . . . . .	1997
Darling, James (LB), Washington State . . . . .	2003-06
Eggers, Doug (LB), South Dakota State . . . . .	1958
Faulk, Trey (LB), Louisiana State (also wore #54) . . . . .	2002-03
Gill, Randy (LB), San Jose State . . . . .	1978
Hunley, Ricky (LB), Arizona . . . . .	1988
Ivy, Frank (Pop) (E), Oklahoma (also wore #7, 42) . . . . .	1940-42, '45-47
Jones, Greg (LB), Colorado (also wore #59) . . . . .	2002
Kasperek, Dick (C), Iowa State . . . . .	1966-68
Lenon, Paris (LB), Richmond . . . . .	2010-12
Lewis, Bill (C), Nebraska . . . . .	1990-92
Liebel, Frank (E), Norwich . . . . .	1948
Mertes, Bernard (B), Iowa . . . . .	1945
Minter, Kevin (LB), Louisiana State . . . . .	2013-16
Monaco, Rob (C), Vanderbilt . . . . .	1985
Olerich, Dave (LB), San Francisco . . . . .	1969-70
Radecik, Keith (C), Penn State . . . . .	1987
Rucinski, Ed (E), Indiana (also wore #19) . . . . .	1943-46
Rothberg, Mike (C), Texas . . . . .	1988-87
Rutledge, Johnny (LB), Florida (also wore #58) . . . . .	1999-02
Sanford, Leo (C), Louisiana Tech (also wore #73) . . . . .	1951-57
Shanks, Simon (LB), Coahoma J.C. (Miss.) . . . . .	1995
Togafua, Pago (LB), Idaho State . . . . .	2008-09
Wham, Tom (E), Furman . . . . .	1949-51
White, Ray (LB), Syracuse (also wore #55) . . . . .	1975-76

## 52

Baker, Charles (LB), New Mexico . . . . .	1980-87
Beisel, Monty (LB), Kansas State (also wore #50) . . . . .	2006-08, '09
Bishop, Desmond (LB), California . . . . .	2014
Bradley, Stewart (LB), Nebraska (also wore #55) . . . . .	2011-12
Brinkley, Jasper (LB), South Carolina . . . . .	2013
Butler, Victor (LB), Oregon State . . . . .	2014
Caldwell, Mike (LB), Middle Tennessee State . . . . .	1997
Clancy, Sean (LB), Amherst . . . . .	1979-80
Demens, Kenny (LB), Michigan (also wore #54) . . . . .	2013-15
Fisher, Levar (LB), North Carolina State . . . . .	2002-04
Gooden, Zavier (LB), Missouri . . . . .	2016-
Kirk, Randy (LB), San Diego State (also wore #57) . . . . .	1989, '94-95
Leasy, Wesley (LB), Mississippi State . . . . .	1999-96
LeVeck, Jack (LB), Ohio . . . . .	1973-74
Louis, Lamar (LB), Louisiana State . . . . .	2016
McDonald, Mike (LB), Catawba . . . . .	1976
McGraw, Mike (LB), Wyoming . . . . .	1976
Mitchell, Lance (LB), Oklahoma . . . . .	2005
Obiozor, Cyril (LB), Texas A&M . . . . .	2010
O'Brian, Dave (G), Boston College . . . . .	1966-67
Ogile, Rick (LB), Colorado . . . . .	1971
Rushing, Marion (LB), Southern Illinois . . . . .	1959, '62-65
Small, Jessie (LB), Eastern Kentucky . . . . .	1992
Walz, Zack (LB), Dartmouth . . . . .	1998-2001

Washington, Chris (LB), Iowa State . . . . .	1990
Wright, Willie (TE/H-B), Wyoming (also wore #80) . . . . .	1992

## 53

Cain, Jim (E), Alabama . . . . .	1949
Campbell, Bill (G), Oklahoma (also wore #21) . . . . .	1945-49
Davis, Wayne (LB), Alabama . . . . .	1987-88
Faust, George (B), Minnesota . . . . .	1939
Fritsch, Ernest (C), Detroit . . . . .	1960
Haggans, Clark (LB), Colorado State . . . . .	2008-11
Maddox, Mark (LB), Pacific (also wore #81) . . . . .	1953
Jax, Garth (LB), Florida State . . . . .	1989-95
Steifer, Thomas (LB), Stanford . . . . .	2014
Keys, Isaac (LB), Morehouse . . . . .	2004-06
Kimek, Tony (E), Illinois (also wore #61) . . . . .	1951-52
Maddox, Mark (LB), Northern Michigan . . . . .	1998-00
Magulick, George (B), St. Francis . . . . .	1944
Neils, Steve (LB), Minnesota . . . . .	1974-80
Rivers, Jamie (LB), Bowling Green . . . . .	1968-73
Shaffer, Craig (LB), Indiana State . . . . .	1982-84
Shaffer, Craig (LB), Indiana State . . . . .	1982-84
Shipley, A.O. (C), Penn State . . . . .	2015-
Tubbs, Jerry (LB), Oklahoma . . . . .	1957-58
Young, Michael (LB), Illinois . . . . .	2001-03

## 54

Banks, Tom (C), Auburn . . . . .	1971-80
Bartu, Joplo (LB), Texas State . . . . .	2016
Braxton, David (LB), Wake Forest . . . . .	1990-93
Coppage, Al (E), Oklahoma . . . . .	1940-42
Curriuan, Don (E), Boston College (also wore #18) . . . . .	1943
Demens, Kenny (LB), Michigan (also wore #52) . . . . .	2013-15
Faulk, Trey (LB), Louisiana State (also wore #51) . . . . .	2002
Freeneey, Dwight (LB), Syracuse . . . . .	2015
Graham, Aaron (C), Nebraska . . . . .	1996-99
Groves, Quentin (LB), Auburn . . . . .	2012
Hardy, Darryl (LB), Tennessee . . . . .	1994-95
Haves, Gerald (LB), Pittsburgh . . . . .	2003-10
Junior, E.J. (LB), Alabama . . . . .	1981-88
McKenzie, Reggie (LB), Tennessee . . . . .	1989
Moore, Sly (LB), Connecticut . . . . .	2016
Pierce, Don (C), Kansas . . . . .	1943
Sanyika, Skoulu (LB), California . . . . .	2000-01
Seno, Frank (B), George Washington (also wore #46) . . . . .	1945-46
Wheeler, Ted (G), West Texas State . . . . .	1967-68

## 55

Abraham, John (LB), South Carolina . . . . .	2013-14
Bagdon, Ed (G), Michigan State . . . . .	1950-51
Ball, Anthony (LB), Michigan State . . . . .	1986-90
Blackstock, Darryl (LB), Virginia (also wore #51) . . . . .	2005-07
Bradley, Dave (G), Penn State . . . . .	1972
Bradley, Stewart (LB), Nebraska (also wore #52) . . . . .	2011-12
Colhouer, Jake (G), Oklahoma A&M . . . . .	1946-48
Davis, Billy (DB), Clemson . . . . .	1984
Elzey, Charles (C), Southern Mississippi . . . . .	1960-61
Goode, Ivy (G/C), Kentucky . . . . .	1962-71
Griffin, Bob (C/G), Arkansas . . . . .	1961
Jones, Chandler (LB), Syracuse . . . . .	2016-
Jones, Jock (LB), Virginia Tech . . . . .	1991-93
Koegel, Warren (G), Penn State . . . . .	1973
LaBoy, Travis (LB), Hawaii . . . . .	2008
Marshall, Wilber (LB), Florida . . . . .	1994
McDonald, Devon (LB), Notre Dame . . . . .	1996
Okobi, Chucky (C) Purdue . . . . .	2007
Oliver, Vinny (DB), Indiana . . . . .	1945
Porter, Joey (LB), Colorado State . . . . .	2010-11
Robbins, John (B), Arkansas . . . . .	1938-39
Sapp, Patrick (LB), Clemson . . . . .	1998-99
Spadtin, Danny (LB), Tennessee . . . . .	1985
Thompson, Ray (LB), Tennessee . . . . .	2000-04
Walker, Reggie (LB), Kansas State (also wore #56) . . . . .	2009-12
West, Stan (G), Oklahoma . . . . .	1956-57
Weatherspoon, Sean (LB), Missouri . . . . .	2015
Whitaker, Bill (DB), Missouri . . . . .	1983-84
White, Eric (LB), Syracuse (also wore #51) . . . . .	1975-76
Williams, Eric (LB), Southern California . . . . .	1977-82





## 56

Bradley, Melvin (LB), Arkansas . . . . .	1999
Carson, Glenn (LB), Penn State . . . . .	2014
Dansby, Karlos (LB), Auburn (also wore #58) . . . . .	2004-09, '13
DiBernardo, Rick (LB), Notre Dame . . . . .	1986
Harvey, Ken (LB), California . . . . .	1988-93
Healy, Chip (LB), Vanderbilt . . . . .	1969-70
Irving, Terry (LB), McNeese State . . . . .	1994-98
Kearney, Tim (LB), Northern Michigan . . . . .	1976-81
Klumb, John (E), Washington State (also wore #3) . . . . .	1939-40
McDonough, Coley (B), Dayton . . . . .	1939, '44
McGill, Mike (LB), Notre Dame . . . . .	1971-72
Okeafor, Chike (DE/LB), Purdue . . . . .	2005-09
Scott, Carlos (C), Texas-El Paso . . . . .	1983-85
Walker, Reggie (LB), Kansas State (also wore #55) . . . . .	2009-12
Williams, Rex (C), Texas Tech . . . . .	1940
Woodley, LaMarr (LB), Western Michigan . . . . .	2015
Woods, LeVar (LB), Iowa . . . . .	2001-04

## 57

Ameson, Mark (LB), Arizona . . . . .	1972-80
Blackburn, Bill (C), Rice . . . . .	1946-50
Brettschneider, Carl (LB), Iowa State . . . . .	1956-59
Scott, Bill (T), Texas Tech . . . . .	1940-41
Eliopoulos, Jim (LB), Wyoming . . . . .	1983
Gatewood, Curtis (LB), Vanderbilt . . . . .	2010
Gillen, John (LB), Illinois . . . . .	1981-82
Groom, Jerry (C), Notre Dame . . . . .	1951-55
Hobson, Victor (LB), Michigan . . . . .	2008
Holloway, David (LB), Maryland . . . . .	2007
Huff, Orlando (LB), Fresno State . . . . .	2005-06
Kauahi, Kani (C), Hawaii . . . . .	1989-91, '93
Kirk, Randy (LB), San Diego State (also wore #52) . . . . .	1989, '94-95
McKinnon, Ronald (LB), North Alabama . . . . .	1996-04
Noga, Niko (LB), Hawaii (also wore 49) . . . . .	1984-88
Noga, Peter (LB), Hawaii . . . . .	1987
Okeafor, Alex (LB), Texas . . . . .	2013-16
Parish, Don (LB), Stanford . . . . .	1970-72
Parlavacchio, Chet (LB), Penn State . . . . .	1983
Strofofino, Mike (LB), Villanova . . . . .	1966-68
Westerman, Jamaal (LB), Rutgers . . . . .	2012

## 58

Ahrens, Dave (LB), Wisconsin . . . . .	1981-84
Babin, Jason (LB), Western Michigan . . . . .	2015
Barefield, John (LB), Texas A&M . . . . .	1978-80
Black, Tim (LB), Baylor . . . . .	1977
Chilton, Gene (C), Texas (also wore #51) . . . . .	1986-87
Dansby, Karlos (LB), Auburn (also wore #56) . . . . .	2004-09, '13
Folston, James (LB), Northeast Louisiana . . . . .	1999-2001
Hill, Eric (LB), Louisiana State . . . . .	1989-97
Mack, Terrence (LB), Clemson . . . . .	1987
Miller, Terry (LB), Illinois . . . . .	1971-74
Nunn, Freddie Joe (DE), Mississippi (also wore #50, 78) . . . . .	1985-93
Rutledge, Johnny (LB), Florida (also wore #51) . . . . .	1999-02
Seaborn, Thomas (LB), Michigan . . . . .	1980
Tonelli, Mario "Motts" (B), Notre Dame (also wore #99) . . . . .	1940, '45
Washington, Daryl (LB), Texas Christian . . . . .	2010-13
Wright III, Scooby (LB), Arizona . . . . .	2016

## 59

Barnes, Pete (LB), Southern . . . . .	1973-75
Bavaro, David (LB), Syracuse . . . . .	1990
Benard, Marcus (LB), Jackson State . . . . .	2013-14
Clark, Eric (LB), Michigan State . . . . .	1968
Cunningham, Ed (C), Washington (also wore #79) . . . . .	1992-95
Davis, Paul (LB), North Carolina . . . . .	1983
Davis, Will (LB), Illinois . . . . .	2009-10
Favron, Calvin (LB), Southeast Louisiana . . . . .	1979-82
Forney, Phil (LB), East Tennessee State . . . . .	1987
Fredrickson, Rob (LB), Michigan State . . . . .	1999-02
Fua, Alani (LB), Brigham Young . . . . .	2015
Gensbach, Carl (LB), West Chester State . . . . .	1976
Howard, Thomas (LB), Texas Tech . . . . .	1984-85
Joe, Leonard (LB), Maryland . . . . .	2004
Johnson, Brandon (LB) Louisville . . . . .	2006-07

Johnson, Eric (LB), Nebraska . . . . .	2005
Jones, Greg (LB), Colorado (also wore #51) . . . . .	2002
Jones, Tyrone (LB), Southern . . . . .	1988
Joyner, Seth (LB), Texas-El Paso . . . . .	1994-96
Kellum, Marv (LB), Wichita State . . . . .	1977
Lyman, Jeff (LB), Brigham Young . . . . .	1972
Nash, Zack (LB), Sacramento State . . . . .	2012
So'oto, Vic (LB), Brigham Young . . . . .	2013
Townsend, Curtis (LB), Arkansas . . . . .	1978
Williams, Brandon (LB), Texas Tech . . . . .	2011

## 60

Alvord, Steve (DT), Washington . . . . .	1987-88
Baker, Al (DE), Colorado State . . . . .	1983-86
Burke, Thomas (DE), Wisconsin (also wore #95) . . . . .	1999-02
Cotton, Barney (G), Nebraska . . . . .	1980-82
Dobler, Conrad (G), Wyoming (also wore #66) . . . . .	1972-77
Duggan, Gil (T), Oklahoma (also wore #42, 64) . . . . .	1942-43, '45
Finnie, Roger (T), Florida A&M . . . . .	1973-78
Foster, Ralph (T), Oklahoma A&M (also wore #9, 64, 77) . . . . .	1945-46
German, Jim (B), Centre . . . . .	1940
Gruttadauria, Mike (C), Central Florida . . . . .	2000-02
Hargrove, Jim (LB), Howard Payne . . . . .	1971-72
Kellogg, Bob (B), Northeast Louisiana/Tulane . . . . .	1940
Leckey, Nick (C), Kansas State . . . . .	2004-06
Meggysy, Dave (LB), Syracuse . . . . .	1963-69
Polofsky, Gordon (G), Tennessee . . . . .	1952-54
Redmon, Anthony (G), Auburn . . . . .	1994-97
Shaw, Bob (E), Ohio State . . . . .	1950
Thompson, Harry (G), UCLA . . . . .	1955
Williams, Willie (T), Louisiana State (also wore #96) . . . . .	1990-92

## 61

Allison, Henry (T), San Diego State . . . . .	1975-77
Audick, Dan (G), Hawaii . . . . .	1977, '83
Borum, Jarvis (T), North Carolina State . . . . .	1979-80
Brown, Chuck (C/G), Houston . . . . .	2001-02
Brown, Elton (G/T), Virginia . . . . .	2005-08
Coder, Ron (G), Penn State . . . . .	1980-81
Cooper, Jonathan (G), North Carolina . . . . .	2013-15
Day, Thomas (G), North Carolina A&T . . . . .	1960
DeMarco, Bob (G/C), Dayton . . . . .	1961-69
Floyd, Eric (G), Auburn (also wore #69) . . . . .	1995
Garlich, Chris (LB), Missouri . . . . .	1979
Klimek, Tony (E), Illinois (also wore #53) . . . . .	1951-52
Leahy, Ryan (DT), Notre Dame . . . . .	1997
McCoy, Tony (DT), Rhode Island . . . . .	2000
Ravensburg, Bob (E), Indiana . . . . .	1948-49
Smith, Lance (G), Louisiana State . . . . .	1985-93
Suminski, Dave (G), Wisconsin . . . . .	1953
Toner, Cole (G), Harvard . . . . .	2016
Trippi, Charley (B), Georgia (also wore #2) . . . . .	1947-55
Wallner, Fred (G), Notre Dame (also wore #18, 68) . . . . .	1951-52, '54-55

## 62

Bertagnolli, Libero (G), Washington (Mo.) (also wore #66) . . . . .	1942, '45
Brennan, Mike (G), Notre Dame . . . . .	1991
Brown, Ray (T), Arkansas State . . . . .	1986-88
Butz, Dave (DE), Purdue . . . . .	1973-74
Claxton, Ben (C), Mississippi . . . . .	2009-10
Coleman, Ben (T/G), Wake Forest . . . . .	1993-95
Cook, Michael (T), Boston College . . . . .	2001
Devlin, Mike (C), Iowa . . . . .	1996-99
Dittrich, John (G), Wisconsin . . . . .	1956
Imhof, Martin (DE), San Diego State (also wore #82) . . . . .	1972
Kehr, Rick (G), Carthage . . . . .	1982
Larsen, Ted (G/C), North Carolina State . . . . .	2014-15
Lynch, Shawn (C), Duke (also wore #65) . . . . .	2005
Markham, Dale (T), North Dakota . . . . .	1981
Meinert, Dale (LB), Oklahoma State . . . . .	1958-67
Rexer, Freeman (E), Tulane (also wore #17, 63) . . . . .	1943, '45
Stokes, Lee (C), Centenary . . . . .	1943
Trippi, Charley (B), Georgia (also wore #2) . . . . .	1947-55
Wortman, Keith (G), Nebraska . . . . .	1976-81
Wright, Steve (T), Alabama . . . . .	1972
Zandofsky, Mike (G), Washington . . . . .	1989

## 63

Bankston, Michael (DL), Sam Houston State . . . . .	1992-97
Conoly, Bill (G), Texas . . . . .	1946
Criswell, Kirby (DE), Kansas . . . . .	1980-81
Cunningham, Eric (G), Penn State . . . . .	1980
Echols, Fate (T), Northwestern . . . . .	1962-63
Fleming, Antonio (G), Georgia . . . . .	1998
Garcia, Frank (G/C), Washington . . . . .	2003
George, Steve (DT), Houston . . . . .	1974
Liwinski, Chris (G/T), Indiana . . . . .	2006
McGee, Michael (G), Duke . . . . .	1960-62
Memmelar, Dale (G), Wyoming (also wore #71) . . . . .	1960-61
Price, Givens (T), Nebraska . . . . .	2016
Rankin, Walt (B), Texas Tech (also wore #28, 40, 42) . . . . .	1941, '43, '45-47
Rexer, Freeman (E), Tulane (also wore #17, 62) . . . . .	1943, '45
Robbins, Tootie (T), East Carolina . . . . .	1982-91
Serdinle, Lyle (C), Texas . . . . .	2007-15
Shirk, John (E), Oklahoma . . . . .	1940
Turner, Herschel (G/T), Kentucky . . . . .	1964-65
Williams, Clyde (T), Southern . . . . .	1967-71
Zimny, Bob (T), Indiana (also wore #63) . . . . .	1945-49
Zook, John (DE), Kansas . . . . .	1976-79

## 64

Clark, Randy (C), Northern Illinois . . . . .	1980-86
Cunningham, Rick (T), Texas A&M . . . . .	1992-94
Davidis-Garrido, Norberto (T), Southern California . . . . .	2000
Dexter, James (T), South Carolina . . . . .	1996-99
Duggan, Gil (T), Oklahoma (also wore #42, 60) . . . . .	1942-43, '45
Dukes, Jamie (C), Florida State . . . . .	1995
Ebbl, Ray (E), Notre Dame . . . . .	1942
Foster, Ralph (T), Oklahoma A&M (also wore #9, 60, 77) . . . . .	1945-46
Grace, Steve (C), Arizona . . . . .	2002-03
Gray, Ken (G), Howard Payne . . . . .	1958-69
Haayer, Adam (G/T), Minnesota . . . . .	2005
Hartsorn, Larry (G), Kansas State . . . . .	1995
Hogland, Doug (G), Oregon State . . . . .	1956-58
Kelmelete, Sergio (G), Washington . . . . .	2012
Lipinski, Jim (T), Fairmont State . . . . .	1950
Loepte, Dick (T), Wisconsin . . . . .	1948-49
Marotti, Lou (G), Toledo (also wore #46, 77) . . . . .	1943-45
McDermott, Lloyd (T), Kentucky . . . . .	1950-51
Nix, John (DT), Southern Mississippi . . . . .	2004
Peat, Todd (G), Northern Illinois . . . . .	1987-89
Peters, Scott (C), Arizona State . . . . .	2008
Rhea, Floyd (G), Oregon . . . . .	1943
Sikora, Mike (G), Oregon . . . . .	1945
Speggle, Cliff (G), Oklahoma (also wore #23) . . . . .	1952
Watford, Gerry (E), Alabama . . . . .	1953-54
Young, Bob (G), Howard Payne . . . . .	1972-79

## 65

Bilbo, Jon (T), Mississippi (also wore #85) . . . . .	1938-39
Boggs, Taylor (G), Humboldt State . . . . .	2016
Brooks, Jonathan (LB), Clemson . . . . .	1980
Clement, Anthony (T), Southwestern Louisiana . . . . .	1998-04
Crum, Bob (DE), Arizona . . . . .	1974
Dye, Ernest (G), South Carolina (also wore #75) . . . . .	1993-96
Galloway, David (DT), Florida . . . . .	1982-89
Haley, John (G), Sul Ross State . . . . .	1954-55
Hauser, Art (G), Xavier . . . . .	1959
Husmann, Ed (G), Nebraska (also wore #66) . . . . .	1953, '56-59
Hutchison, Chuck (G), Ohio State . . . . .	1970-72
Lynch, Shawn (C), Duke (also wore #62) . . . . .	2005
Marcellott, Ed (G), Lamar . . . . .	1967
Mullen, Tom (G), Southwest Missouri State . . . . .	1978
Oates, Brad (T), Brigham Young . . . . .	1976-77, '79-80
Rabold, Michael (G), Indiana . . . . .	1960
Redmond, Thomas (DE), Vanderbilt (also wore #66) . . . . .	1960-65

## 66

Bertagnolli, Libero (G), Washington (Mo.) (also wore #62) . . . . .	1942, '45
Brooks, Ethan (T), Williams (Mass.) . . . . .	2000
Cheatam, Lloyd (DB), Auburn (also wore #33) . . . . .	1942
Collins, George (C), Georgia . . . . .	1978-82



# ARIZONA CARDINALS

Dardar, Ramsey (DT), Louisiana State	1983-84
Dawson, Doug (G), Texas	1984-86
Dobler, Conrad (G), Wyoming (also wore #60)	1972-77
Doolan, John (B), Georgetown	1947-48
Enich, Steve (G), Marquette	1945
Faneua, Alan (G), Louisiana State	2010
Gray, Cecil (G/T), North Carolina	1945
Grigas, John (B), Holy Cross	1943-44
Hennessey, Jerry (E), Santa Clara	1950-51
Houser, John (G/T), Redlands	1963
Husmann, Ed (G), Nebraska (also wore #65)	1953, '56-59
Jonassen, Eric (G), Bloomsburg (Pa.)	1996-97
Kendall, Pete (G), Boston College	2001-03
LaHood, Mike (G), Wyoming	1970
Lipostad, Ed (G), Wake Forest	1952
McDole, Roland (DE), Nebraska	1961
Neacy, Clem (E), Colgate	1928
Popovich, Milb (B), Montana (also wore #77)	1938-42
Redmond, Thomas (DE), Vanderbilt (also wore #65)	1960-65
Reuber, Alan (G), Texas A&M	2004-05
Sortun, Rick (G), Washington	1969-69
Ta'amu, Alameda (NT), Washington	2013-14
Wahler, Jim (DT), UCLA	1989-92
Wedige, Scott (C), Northern Illinois	2012
Welter, Tom (G/T), Nebraska	1987

## 67

Acker, Bill (DT), Texas	1980-81
Allton, Joe (T), Oklahoma	1942, '44
Badger, Brad (G), Stanford	2007
Brown, Milford (G), Florida State	2006
Clatt, Corwin (B), Notre Dame	1948-49
Dishman, Chris (G), Nebraska	1997-2003
Esser, Clarence (E), Wisconsin	1947
Johnson, Herman (G/T), Louisiana State	2009
Konovsky, Bob (G), Wisconsin	1956-58
Love, Duval (G), UCLA	1999-04
McQuistan, Pat (G/T), Weber State	2012
Pasquale, Ron (G), Akron	1987
Sharpe, Luis (T), UCLA	1982-84, '85-94
Smith, Antonio (DE), Oklahoma State (also wore #94)	2004-08
Stallings, Larry (LB), Georgia Tech	1963-76
Svoboda, Bill (LB), Tulane (also wore #68)	1950-53
Young, D.J. (T), Michigan State	2011

## 68

Andros, Plato (G), Oklahoma	1947-50
Chickillo, Nick (G), Miami (Fla.)	1953
Dickson, Paul (DT), Baylor	1971
Ellington, Dante (T), Alabama	2005
Lange, Bill (G), Dayton	1954-55
Maddock, Bob (G), Notre Dame (also wore #49)	1942, '46
McQuarters, Ed (DT), Oklahoma State	1965
Monfort, Avery (B), New Mexico	1941
Morris, Mike (G), Northeast Missouri State	1987-88
Roy, Frank (G), Utah	1966
Scott, Yusuf (G), Arizona	1999-2001
Siwek, Mike (DT), Western Michigan	1970
Snyder, Adam (G/C), Oregon	2012
Stieve, Terry (G), Wisconsin	1978-84
Svoboda, Bill (LB), Tulane (also wore #67)	1950-53
Vallejo, Elliot (T), Cal-Davis	2008
Vatterott, Charles (T), Southwest Texas State	1987
Veldheer, Jared (T), Hillsdale	2014
Walner, Fred (G), Notre Dame (also wore #18, 61)	1951-52, '54-55
Wolf, Joe (T/G), Boston College	1989-97
Wragge, Tony (G), New Mexico State	2002-03

## 69

Apolskis, Ray (T), Marquette (also wore #26, 75)	1941-42, '45-50
Bienermann, Tom (E), Drake (also wore #82)	1951-56
Burns, Victor (DT), Ball State	1980-83
Burnett, Richard (DE), Fresno State (also wore #95)	1987
Cantu, Rolando (G), ITESM Monterrey	2005-06
DeGraffenreid, Allen (OL), Vanderbilt	1997-98
Dorris, Andy (DE), New Mexico State	1973

Duncum, Bobby (T), West Texas State	1968
Floyd, Eric (G), Auburn (also wore #61)	1995
Gandy, Mike (T), Notre Dame	2007-09
Gibson, Mike (G/C), California	2011-13
Kindle, Greg (T), Tennessee State	1974-75
Mathis, Evan (G), Alabama	2016
Moore, Alton (DE), Auburn (also wore #90)	2002
Scotts, Colin (DT), Hawaii	1987-88
Smith, Vernice (G/T), Florida A&M	1989-92
Vander Pool, Mark (T), Colorado	1994
Wager, Clint (E), St. Mary's (Minn.)	1943, '45

## 70

Baxley, Rob (T), Iowa	1992-93
Boehm, Evan (C/G), Missouri	2016
Bollinger, Brian (G), North Carolina	1994
Brooks, Leo (DE), Texas	1973-76
Bulger, Chet (T), Auburn (also wore #11, 73)	1942-43, '45-49
Clancy, Kendrick (DT), Mississippi	2006
Goldman, Sam (E), Ohio State	1948
Goodspeed, Mark (T), Nebraska	1980
Guynes, Thomas (T), Michigan (also wore #71)	1997-98
Hadnot, Rex (G), Houston	2010-11
Hoffman, John (DE), Hawaii	1972
Jennings, John (T), Ohio State (also wore #50)	1950-57
Kearns, Tom (T), Miami (Fla.)	1946
Kenard, Derek (G), Nevada (also wore #73)	1986-90
Krueger, Rolf (DE), Texas A&M	1969-71
Massie, Bobby (DT), Mississippi	2012-15
McCusker, Jim (T), Pittsburgh	1958
Owens, Don (DT), Southern Mississippi	1960-63
Paleop, Anton (DE), Nevada-Las Vegas	2005
Plunkett, Art (T), Nevada-Las Vegas	1981-84
Ramsey, Knox (G), William & Mary	1950-51
Ross, Pat (C), Boston College	2008
Scott, Lance (G), Utah	1995-96
Shelton, L.J. (T), Eastern Michigan	1999-04
Simons, Keith (DT), Minnesota	1978-79
Taylor, Mike (T), Southern California	1973
Toogood, Charley (G), Nebraska	1957

## 71

Bostic, Joe (T), Clemson	1979-89
Bowers, Andy (DE), Utah	2001-02
Bryant, Red (DT), Texas A&M	2015
Colledge, Daryn (G), Boise State	2011-13
Cross, Bob (T), Stephen F. Austin	1954-59
Dahms, Tom (T), San Diego State	1956
Guynes, Thomas (T), Michigan (also wore #70)	1997-98
Holmes, Lester (G), Jackson State	1998-00
Joyce, Don (T), Tulane (also wore #11)	1951-53
Memmelard, Dale (G), Wyoming (also wore #63)	1960-61
Reynolds, Bob (T), Bowling Green	1963-71, '73
Richardson, John (DT), UCLA	1972-73
Steen, Anthony (G/C), Alabama	2014
Stepanovich, Alex (C), Ohio State	2004-06
Tafayo, Joe (DE), Arizona	2007
Tharpe, Larry (T), Tennessee State	1995
Tucker, Mark (C), Southern California	1993-94
Uphaw, Marvin (DT), Trinity (Tex.)	1976
Whiting, Teag (G), Brigham Young	2002

## 72

Burke, Anthony (DT), Minnesota	1987
Daniels, Jerome (G), Northeastern	1997-99
Dierdorf, Dan (G/T), Michigan	1971-83
Dwyer, Nate (DT), Kansas (also wore #95)	2002
Fischer, Bill (T), Notre Dame	1949-53
Fuller, Frank (DT), Kentucky	1959-62
Gorin, Brandon (T), Purdue	2006
Issa, Jabari (DE), Washington	2000-01
Johnson, Chucky (DT), Auburn	1993
Keith, Brandon (T), Northern Iowa	2008-11
King, Kenny (DE), Alabama (also wore #95)	2003-05
Kolodziej, Ross (DT) Wisconsin (also wore #96)	2004-05, 2007
Moore, Brandon (T), Duke	1995

Ohnberger, Rich (G/C), Penn State	2012
Pierre, Olsen (DT), Miami (Fla.)	2016
Ralph, Dan (DT), Oregon	1984-85
Saddler, Rod (DT), Texas A&M	1987-91
Silas, Sam (DT), Southern Illinois	1963-67
Stinson, Ed (DE), Alabama (also wore #91)	2014
Thompson, Everette (DE), Washington	2013
Ulrich, Charles (T), Illinois	1954-58

## 73

Barrie, Sebastian (DT), Liberty	1994
Beinor, Ed (E), Notre Dame	1940-41
Bridges, Jeremy (G/T), Southern Mississippi	2004-05, 09-12
Bulger, Chet (T), Auburn (also wore #11, 70)	1942-43, '45-49
Culpepper, Edward (G), Alabama	1958-60
Dawson, Mike (DT), Arizona	1976-82
Dill, Scott (T), Memphis State	1988-89
Duda, Mark (DT), Maryland	1983-87
Fanucci, Ledio (T), Fresno State	1954
Goldberg, Marshall "Biggie" (B/DB), Pittsburgh 1939-40, '46-48 (also wore #42, 99)	
Hadd, Gary (DT), Minnesota	1989
Higgins, Tom (T), North Carolina	1953
Joyce, Matt (DL), Richmond	1996-00
Kenard, Derek (G), Nevada (also wore #70)	1986-90
Luceford, Dave (T), Baylor	1957
Mauro, Josh (DE/DT), Stanford (also wore #97)	2014
May, Mark (G/T), Pittsburgh	1992-93
McMillan, Ernie (T), Illinois	1961-74
Mergen, Mike (T), San Francisco	1952
Nichols, Ham (G), Rice	1947-49
Roundtree, Raleigh (G/T), South Carolina State	2002-03
Sanford, Leo (C), Louisiana Tech (also wore #51)	1951-57
Seibold, Champ (T), Wisconsin	1942
Vanzo, Fred (B), Northwestern	1941
Vincent, Keydrick (G), Mississippi	2007
Wetzel, John (G/T), Boston College	2016
Winston, Eric (T), Miami (Fla.)	2013

## 74

Batiste, D'Anthony (T), Louisiana-Lafayette	2010-12
Bergold, Scott (DT), Wisconsin	1985-86
Evans, Scott (DL), Oklahoma	1991
Fanaika, Paul (G), Arizona State	2013-14
Fina, John (T), Arizona	2002
Heron, Fred (DT), San Jose State	1966-72
Holloway, Randy (DE), Pittsburgh	1984
Humphries, D.J. (T), Florida	2015
Kortas, Ken (DT), Louisville	1964
Lee, Oudous (DT), Nebraska	1980
Moten, Mike (DT), Florida	1998-99
Panfil, Kenneth (T), Purdue	1960-62
Pate, Rupert (G), Wake Forest	1940
Patulski, Walt (DE), Notre Dame	1977
Ridgely, Elston (DE), Nevada	1990
Rudolph, Council (DE), Kentucky State	1973-75
Sebro, Bob (G), Southern California	1982
Selby, Rob (G), Auburn	1995-97
Teewus, Len (T), Tulane	1954-57
Times, Ken (DT), Southern	1981
Villy, Danny (C/G/T), Arizona State	1992
Wells, Reggie (G/T), Clarion	2003-09

## 75

Albrecht, Art (T), Wisconsin	1943
Apolskis, Ray (T), Marquette (also wore #26, 69)	1941-42, '45-50
Brown, Levi (T), Penn State	2007-13
Brown, Lomas (T), Florida	1996-98
Cook, Edward (G/T), Notre Dame	1960-65
Dafney, Bernard (G), Tennessee	1995
Davis, Leonard (T), Texas	2001-06
Dye, Ernest (G), South Carolina (also wore #65)	1993-96
Fugler, Dick (T), Tulane	1954
Fullington, John (G), Washington State	2015
Gaston, Bruce (NT), Purdue	2014
Graybill, Mike (T), Boston University	1990
Grey, Curtis (DE), Michigan	1980-88



John, Ulrick (T), Georgia State . . . . .	2016-
Jones, Mike (DE), North Carolina State . . . . .	1991-93
Knight, Shawn (DT), Brigham Young . . . . .	1989
Lynch, Lynn (G), Illinois . . . . .	1951
Obeck, Vic (G), Springfield . . . . .	1945
Pasquesi, Tony (T), Notre Dame . . . . .	1955-57
Rowe, Bob (DT), Western Michigan . . . . .	1967-75
Rozier, Bob (DE), California . . . . .	1979
Walker, Darwin (DT), Tennessee . . . . .	2000

## 76

Allen, Ian (T), Purdue . . . . .	2005
Arms, Lloyd (G), Oklahoma A&M . . . . .	1946-48
Braham, Rich (G/T), West Virginia . . . . .	1994
Davis, Charlie (DT), Texas Christian . . . . .	1975-79
Davis, Ron (DE), Virginia State . . . . .	1973
Delevan, Burr (T), Pacific . . . . .	1955-56
Drake, Jerry (DT), Hastings (Neb.) . . . . .	1995-00
Emerson, Vernon (T), Minnesota-Duluth . . . . .	1969-71
Finim, Tom (T), Detroit . . . . .	1957
Garalczyk, Mark (DT), Western Michigan . . . . .	1987-88
Iupati, Mike (G), Idaho . . . . .	2015-
Jagielski, Harry (T), Indiana . . . . .	1956
Lewis, Charles (T), Iowa . . . . .	1959
Lutui, Deuce (G), Southern California . . . . .	2006-11
MacDonald, Mark (G/C), Boston College . . . . .	1988
Mays, Stafford (DE), Washington . . . . .	1980-86
McDowell, John (T), St. John's (Minn.) . . . . .	1966
Moody, Thomas (G), Florida . . . . .	2002
Morgan, Bob (T), Maryland . . . . .	1954
Palmer, Scott (DT), Texas . . . . .	1972
Patterson, Craig (OL), Brigham Young . . . . .	1991
Peters, Volney (T), Southern California . . . . .	1952-53
Potter, Nate (T), Boise State . . . . .	2012-13
Spikes, Cameron (G), Texas A&M . . . . .	2003-04
Traynowicz, Mark (G), Nebraska . . . . .	1988, '89

## 77 (Retired)

Foster, Ralph (T), Oklahoma A&M (also wore #9, 60, 64) . . . . .	1945-46
Hall, John (B), Texas Christian (also wore #7) . . . . .	1940-41, '43
Marotti, Lou (G), Toledo (also wore #46, 64) . . . . .	1943-45
Mauldin, Stan (T), Texas (honored with number retirement) . . . . .	1946-48
Popovich, Milt (B), Montana (also wore #66) . . . . .	1938-42

## 78

Bell, Bob (DE), Cincinnati . . . . .	1974-78
Bock, Wayne (T), Illinois . . . . .	1957
Bohm, Ron (DT), Illinois . . . . .	1987
Branch, Alan (DT), Michigan . . . . .	2007-10
Brown, Chadrick (DE), Mississippi . . . . .	1993-95
Burnstein, Brent (DT), Arizona State . . . . .	1997
Gilchrist, George (T), Tennessee State . . . . .	1953
Grooms, Elois (DE), Tennessee Tech . . . . .	1982-85
Hughes, Van (DT), Southwest Texas State . . . . .	1986
Malouf, Ray (B), Southern Methodist (also wore #22, 98) . . . . .	1941, 1944, 46-48
Nunn, Freddie Joe (DE), Mississippi (also wore #50, 58) . . . . .	1985-93
Owens, Luke (DT), Kent State . . . . .	1985-89
Rogers, Kendrick (T), Alabama A&M . . . . .	2002-03
Simpson, Carl (DE), Florida State . . . . .	1998
Staysnik, Joe (G), Ohio State . . . . .	1996
Tosi, Mao (DT), Idaho . . . . .	2000-01
Wakefield, Fred (OT/DE), Illinois (also wore #79, 97, 87) . . . . .	2001-06
Watford, Earl (T/G), James Madison . . . . .	2013-16
Wornack, Floyd (G), Mississippi State . . . . .	2011
Yankowski, Ron (DE), Kansas State . . . . .	1971-76

## 79

Banks, Jason (DE), Grambling . . . . .	2009
Carter, David (DT), UCLA . . . . .	2011-12
Clark, Jon (T), Temple . . . . .	1998-00
Clasby, Bob (DE), Notre Dame . . . . .	1986-90
Cunningham, Ed (C), Washington (also wore #59) . . . . .	1992-95
Dulin, Gary (DE), Ohio State . . . . .	1986-87
Fatafeh, Mario (DT), Kansas State . . . . .	2001-02
Pace, Calvin (DE), Wake Forest (also wore #97) . . . . .	2003-07

Perry, Gerald (K), California . . . . .	1960-62
Radford, Bruce (DE), Grambling . . . . .	1981
Ramey, Jim (DE), Kentucky . . . . .	1979
Rice, Simeon (DE), Illinois (also wore #97) . . . . .	1996-00
Rice, Oliver (T), Iowa State . . . . .	2005-07
Rucker, Keith (DT), Ohio Wesleyan . . . . .	1992-93
Sloan, Bonnie (DT), Austin Peay . . . . .	1973
Sowell, Bradley (T), Mississippi . . . . .	2013-15
Thornton, Bruce (DE), Illinois . . . . .	1982
Wakefield, Fred (OT/DE/TE), Illinois (also wore #78, 97, 87) . . . . .	2001-06
Walker, Charles (DT/DE), Duke . . . . .	1964-72

## 80

Awalt, Robert (TE), San Diego State . . . . .	1987-89
Banks, Mike (TE), Iowa State (also wore #84) . . . . .	2002-03
Carter, Pat (TE), Florida State . . . . .	1996-97
Combs, Chris (TE), New Mexico . . . . .	1980-81
Doucet, Early (WR), Louisiana State (also wore #85) . . . . .	2008-12
Hardy, Terry (TE), Southern Mississippi . . . . .	1998-2001
Henke, Ed (DE), South Carolina . . . . .	1961-63
Jackson, John (WR), Southern California (also wore #18) . . . . .	1990-92
Johnson, Bryant (WR), Penn State (also wore #83) . . . . .	2003-07
Keseday, Bob (TE), Texas-El Paso . . . . .	1987
Kutner, Mal (E), Texas . . . . .	1946-50
Marsh, Doug (TE), Michigan (also wore #82, 87) . . . . .	1980-86
McAddley, Jason (WR), Alabama (also wore #83) . . . . .	2002-03
McFarland, Jim (E), Nebraska (also wore #83) . . . . .	1970-74
Momah, Ifeanyi (TE), Boston College . . . . .	2015-
Murrell, Bill (TE), Winston-Salem . . . . .	1979
Ramson, Eason (TE), Washington State . . . . .	1978
Reeves, Bryan (WR), Nevada . . . . .	1994-95
Southard, Tommy (WR), Furman . . . . .	1978
Stonesifer, Don (E), Northwestern . . . . .	1951-56
Tracey, John (LB), Texas A&M . . . . .	1959-60
West, Jeff (P), Cincinnati . . . . .	1975
Williams, Dave (WR), Washington . . . . .	1967-71
Wright, Willie (TE/H-B), Wyoming (also wore #52) . . . . .	1992

## 81

Anderson, Charley (E), Louisiana Tech . . . . .	1956
Bates, Theodore (LB), Oregon State (also wore #51) . . . . .	1960-62
Bell, Mark (WR), Colorado State . . . . .	1981
Birlem, Keith (B), San Jose State . . . . .	1939
Boldin, Anquan (WR), Florida State . . . . .	2003-09
Dray, Jim (TE), Stanford . . . . .	2010-13
Edwards, Anthony (WR), N. Mex. Highlands (also wore #83) . . . . .	1991-98
Etwell, Jack (E), Purdue . . . . .	1962
Fauria, Joseph (TE), UCLA . . . . .	2015
Green, Roy (DB/WR), Henderson State (also wore #25) . . . . .	1979-90
Hill, Randall (WR), Miami (Fla.) . . . . .	1991-94
Jankovich, Keever (E), Pacific (also wore #53) . . . . .	1953
Lane, Dick ("Night Train") (CB), Scottsbluff J.C. . . . .	1954-59
Melinger, Steve (E), Kentucky . . . . .	1961
Mulligan, Matthew (TE), Maine . . . . .	2014
Parker, Joe (E), Texas (also wore #47) . . . . .	1946-47
Sanders, Frank (WR), Auburn . . . . .	1995-02
Schmidt, George (E), Lewis (also wore #91) . . . . .	1953
Shy, Don (RB), San Diego State . . . . .	1973
Smith, Jackie (E), Northwest Louisiana . . . . .	1963-77
Summerall, Pat (K/E), Arkansas (also wore #85) . . . . .	1953-57

## 82

Anderson, Ronnie (WR), Allegheny College (Pa.) . . . . .	1998
Anderson, Steve (WR), Grambling State (also wore #43) . . . . .	1995-96
Badaczewski, John (G), Western Reserve . . . . .	1948
Baty, Greg (TE), Stanford . . . . .	1988
Bird, Steve (WR), Eastern Kentucky . . . . .	1983-84
Biennemann, Tom (E), Drake (also wore #69) . . . . .	1951-56
Brown, Ron (WR) Colorado (also wore #83) . . . . .	1987
Cantor, Leo (B), UCLA (also wore #50) . . . . .	1945
Cody, Mac (WR), Memphis . . . . .	1999-00
Diamond, Lorenzo (TE), Auburn . . . . .	2003-04
Ferry, Lou (T), Villanova . . . . .	1951
Goldsberry, John (T), Indiana . . . . .	1949-50
Imhof, Martin (DE), San Diego State (also wore #62) . . . . .	1972
Jacobs, Marv (T), None . . . . .	1948

Jenkins, MarTay (WR), Nebraska-Omaha . . . . .	1999-02
Kasper, Kevin (WR), Iowa (also wore #11) . . . . .	2002-03
Ramey, Jim (WR), Florida State (also wore #18) . . . . .	1994
Leach, Mike (LS), William & Mary . . . . .	2009-15
Lee, Charles (WR), Central Florida . . . . .	2005
Martin, Caleb (T), Louisiana Tech . . . . .	1947
McConkey, Phil (WR), Navy . . . . .	1989
Melinikovich, M. (DE), Grays Harbor J.C. (Wash.) . . . . .	1965-66
Moses, J.J. (WR/KR), Iowa State . . . . .	2005
Pollard, Bob (DE), Weber State . . . . .	1978-81
Pope, Leonard (TE), Georgia . . . . .	2006-08
Robinson, Patrick (WR/KR), Tennessee State . . . . .	1994
Rolle, Butch (H-B/TE), Michigan State . . . . .	1992-93
Schmiesing, Joe (DE), New Mexico State . . . . .	1968-71
Swanson, Eric (WR), Tennessee (also wore #86) . . . . .	1986
Thomas, Earl (WR), Houston . . . . .	1974-75
Thompson, Ricky (WR), Baylor . . . . .	1982
Usher, Darryl (WR), Illinois . . . . .	1989

## 83

Biennemann, Troy (TE), Washington State . . . . .	2007
Boydston, Max (E), Oklahoma . . . . .	1955-58
Brown, Derek (TE), Notre Dame . . . . .	1999-00
Brown, Ron (WR), Colorado (also wore #82) . . . . .	1987
Christian, Gerald (TE), Louisville . . . . .	2015
Edwards, Anthony (WR), N. Mex. Highlands (also wore #81) . . . . .	1991-98
Edwards, Eric (TE), Louisiana State . . . . .	2004-05
Holmes, Don (WR), Mesa College (Colo.) . . . . .	1986-90
Johnson, Bryant (WR), Penn State (also wore #80) . . . . .	2003-07
Johnson, Jaymar (WR), Jackson State . . . . .	2011
Knafecl, Gary (E), Colorado . . . . .	1954
Logan, Chuck (E), Northwestern . . . . .	1965, '67-68
McAddley, Jason (WR), Alabama (also wore #80) . . . . .	2002-03
McFarland, Jim (E), Nebraska (also wore #80) . . . . .	1970-74
Mitchell, Tywan (WR/TE), Minn. St.-Mankato (also wore #5) . . . . .	1999-01
Pelfrey, Ray (E), Eastern Kentucky . . . . .	1952
Spach, Stephen (TE), Fresno State . . . . .	2008-10
Sperry, Kory (TE), Colorado State . . . . .	2012-13
Tilley, Pat (WR), Louisiana Tech . . . . .	1976-86

## 84

Anderson, Cliff (E), Indiana . . . . .	1952-53
Banks, Mike (TE), Iowa State (also wore #80) . . . . .	2002-03
Becht, Anthony (TE), West Virginia . . . . .	2009
Clark, Gary (WR), James Madison . . . . .	1993-94
Dowdell, Marcus (WR), Tennessee State . . . . .	1995-96
Euhus, Tim (TE), Oregon State . . . . .	2007
Gedney, Chris (TE), Syracuse . . . . .	1997-98, '00
Gillette, Walker (WR), Richmond . . . . .	1972-73
Goode, John (TE), Youngstown State . . . . .	1984
Gresham, Jermaine (TE), Oklahoma . . . . .	2015-
Hamilton, Lawrence (WR), Stephen F. Austin . . . . .	2004
Harris, Ike (WR), Iowa State . . . . .	1975-77
Houser, Rob (TE), Florida Atlantic . . . . .	2011-14
Johnson, Arnold (WR), Louisville . . . . .	2001-02
Johnson, Teyo (TE), Stanford . . . . .	2005
Lomack, Tony (WR), Florida . . . . .	1991
Nagler, Gern (E), Santa Clara (also wore #86) . . . . .	1953, '55-58
Novacek, Jay (TE), Wyoming (also wore #85) . . . . .	1985-89
Robb, Joe (DE), Texas Christian . . . . .	1961-67
Shumann, Mike (WR), Florida State . . . . .	1982-83
Smith, J.T. (WR), North Texas State . . . . .	1985-90
Stief, Dave (WR), Portland State (also wore #21) . . . . .	1978-82
Sugar, Lou (DE), Purdue . . . . .	1960
Tant, Jay (TE), Northwestern (also wore #87) . . . . .	2002
Tuman, Jerame (TE), Michigan . . . . .	2008
Williams, Kevin (WR), Miami (Fla.) (also wore #14) . . . . .	1997

## 85

Anderson, Tazwell (E), Georgia Tech . . . . .	1961-64
Bilbo, Jon (T), Mississippi (also wore #65) . . . . .	1938-39
Brownson, John (FB/TE), Penn State (also wore #39) . . . . .	2005-06
Doucet, Early (WR), Louisiana State (also wore #80) . . . . .	2008-12
Fells, Darren (TE), California-Irvine . . . . .	2014-16
Gray, Mel (WR), Missouri . . . . .	1971-82
Jones, Freddie (TE), North Carolina . . . . .	2002-04



# ARIZONA CARDINALS

Jorden, Tim (TE), Indiana	1989-91
Moore, Rob (WR), Syracuse	1995-2001
Novacek, Jay (TE), Wyoming (also wore #84)	1985-89
Pittman, Danny (WR), Wyoming	1983-84
Richards, Perry (F), Detroit	1959-60
Summerall, Pat (K/E), Arkansas (also wore #81)	1953-57
Thomas, Ralph (E), San Francisco	1952
Urban, Jerheme (WR), Trinity	2007-09
Ware, Derek (TE), Central State (Okla.)	1992-94
Williams, Jamie (TE), Nebraska	1983

## 86

Baker, Mel (WR), Texas Southern	1976
Ballard, R.D., Ohio State	2013
Brumm, Don (DE), Purdue	1963-69, 72
Byrd, Dominique (TE), Southern California	2009
Canaday, Kameron (LS), Portland State	2016
Childs, Jim (WR), California Poly-San Luis Obispo	1978-80
Clayton, Ralph (WR), Michigan	1981
Crittendon, John (E), Wayne State	1954
Duncan, Clyde (WR), Tennessee	1984-85
Fann, Chad (TE), Florida A&M (also wore #49)	1993-95
Floyd, John (WR), Northeast Louisiana	1981
Fox, Chas (WR), Furman	1986
Gilmore, Bryan (WR), Midwestern St. (Tex.) (also wore #11)	2000-03
Heap, Todd (TE), Arizona State	2011-12
Jefferson, D.C. (TE), Rutgers	2013
Jones, Ernie (WR), Indiana	1988-92
Jordan, Kevin (WR), UCLA	1996
Junkin, Trey (TE/LS), Louisiana Tech.	1996-2001
McBride, Adrian (WR), Missouri	1987
McInnis, Hugh (E), Southern Mississippi	1960-62
Nagler, Gern (E), Santa Clara (also wore #84)	1953, 55-58
Swanson, Eric (WR), Tennessee (also wore #82)	1986
Thompson, Ken (WR), Utah State	1982-83
Walters, Troy (WR), Stanford	2006
Williams, Karl (WR/PR), Texas A&M Kingsville	2004

## 87

Brubaker, Dick (E), Ohio State	1955, '57
Bryant, Chuck (E), Ohio State	1962
Bush, Steve (TE), Arizona State	2001-03
Chandler, Al (TE), Oklahoma	1978-79
Dimancheff, Babe (B), Purdue	1947-50
Gray, Earnest (WR), Memphis State	1967
Hillebrand, Jerry (LB), Colorado	1967
Johnson, Troy (WR), Southern	1986-87
Joyce, Terry (P), Missouri Southern	1976-77
King, Jeff (TE), Virginia Tech	2011-13
Ladd, Jim (E), Bowling Green	1954
McBride, Oscar (TE), Notre Dame (also wore #48)	1995-96
McGill, Eddie (TE), Western Carolina	1982-84
McWilliams, Johnny (TE), Southern California	1996-99
Morey, Sean (WR), Brown	2007-09
Newhouse, Reggie (WR), Baylor	2004-05
Niklas, Troy (TE), Notre Dame	2014
Ofahengue, Tevita (TE), Brigham Young	2001
Osborne, Richard (TE), Texas A&M	1979
Prael, Ricky (WR), Wake Forest	1990-94
Ramsey, Ray (B), Bradley	1950-53
Schleicher, Maury (LB), Penn State	1959
Snowden, Cal (DE), Indiana	1969-70
Staggs, Jeff (LB), San Diego State	1972-73
Swinton, Reggie (WR/KR), Murray State	2005
Tant, Jay (TE), Northwestern (also wore #84)	2000
Thaxton, Jim (TE), Tennessee State	1978
Wakefield, Fred (OT/DE/TE), Illinois (also wore #79, 97)	2001-06

## 88 (Retired)

Burkett, Jeff (E), Louisiana State (also wore #35, 89)	1947
Cain, J.V. (WR/TE), Colorado (honored with number retirement)	1974-77
Hyatt, Freddie (WR), Auburn	1968-72
Kuharik, Joe (G), Notre Dame (also wore #17)	1940-41, '45
Puplis, Andy (B), Notre Dame	1943
Randle, Sonny (WR), Virginia	1959-66
Sageby, Floyd (E), Arkansas	1957
Sutch, George, (B), Temple	1946

## 89

Anderson, Warren (WR), West Virginia State	1978
Beach, Pat (TE), Washington	1993
Beckman, Tom (DE), Michigan	1972
Bergen, Adam (TE), Lehigh	2005-06
Boso, Cap (TE), Illinois	1986
Boston, David (WR), Ohio State	1992
Brock, Fred (WR), Southern Mississippi	1996-98
Brown, Robert (TE), Alcorn A&M	1969-70
Burkett, Jeff (E), Louisiana State (also wore #35, 88)	1947
Carlson, John (TE), Notre Dame	2014
Foster, Larry (WR), Louisiana State	2003
Gaines, Wendall (TE/OT), Oklahoma State (also wore #91)	1994-95
Harris, William (TE), Bishop	1987
Hayes, Jarius (TE), North Alabama (also wore #48)	1996, '98
LaFleur, Greg (TE), Louisiana State	1981-85
Lawson, Javone (WR), Louisiana-Lafayette	2013
Long, Dave (DE), Iowa	1966-68
McPhee, Frank (E), Princeton	1955
Parris, Gary (TE), Florida State	1979-80
Patrick, Ben (TE), Delaware	2007-10
Poole, Nate (WR), Marshall	2002-04
Reeves, Walter (TE), Auburn	1989-93
Walczak, Mark (TE), Arizona	1988
Sampson, DeMarco (WR), San Diego State	2011
Samuels, Terry (TE), Kentucky (also wore #44)	1994-95
Schwalm, Vic (B), Northwestern (also wore #37)	1947-50
Valles, Hakeem (TE), Monmouth	2016
Weber, Chuck (LB), West Chester State	1956-58

## 90

Campbell, Mark (DT), Florida	1997
Cross, Bill (HB), West Texas State (also wore #20)	1951-53
Dockett, Darnell (DT), Florida State	2004-14
McCants, Keith (DE), Alabama	1994-95
Moore, Alton (DE), Auburn (also wore #69)	2002
Nkemdiche, Robert (DT), Mississippi	2016
Osborne, Edonta (LB), Louisiana Tech.	1990
Procell, Jarrett (DE), Louisiana Tech.	2001
Redding, Corey (DT), Texas	2015
Stallings, Robert (TE), Southern Mississippi	1986
Stowe, Tyrone (LB), Rutgers (also wore #91)	1991-93
Wadsworth, Andre (DE), Florida State	1998-00
Wilson, Karl (DE), Louisiana State	1989

## 91

Barley, Rodney (DE), Ohio State	2007
Bryant, Wendell (DT), Wisconsin	2002-2004
Gaines, Wendall (TE/OT), Oklahoma State (also wore #89)	1994-95
Holiday, Ronnie (DE), North Carolina	2011-12
Iwehema, Kenny (DE), Iowa	2008-10
Lunz, Geny (G), Marquette	1925-26
Monaco, Ron (LB), South Carolina	1986
Moore, Langston (DT), South Carolina	2005-06
Schmidt, George (E), Lewis (also wore #81)	1953
Shaughnessy, Matt (LB), Wisconsin	2013-14
Slater, Fred (TE), Iowa (also wore #14, 47)	1926-31
Stinson, Ed (DT), Alabama (also wore #70)	2014
Stowe, Tyrone (LB), Rutgers (also wore #92)	1991-93
Swinger, Rashod (DT), Rutgers	1997-2000

## 92

Berry, Bertrand (DE), Notre Dame	2004-09
Cousins, Jomo (DE), Florida A&M	1998
England, Eric (DE), Texas A&M	1994-96
Manley, Dexter (DE), Oklahoma State	1990
Rubio, Angel (DT), Southeast Missouri State	1999
Rucker, Frostee (DE/DT), Southern California (also wore #98)	2013
Tanner, Barron (DT), Oklahoma	2000-03
Tardits, Richard (LB), Georgia	1989
Wallerstedt, Brett (LB), Arizona State	1993
Williams, Dan (DT), Tennessee	2010-14

## 93

Bulman, Tim (DT), Boston College	2005
Campbell, Calais (DE/DT), Miami (Fla.)	2008-16
Coleman, Sidney (LB), Southern Mississippi	1991

Cooper, Chris (DE), Nebraska-Omaha	2006-07
Davis, Reuben (DE), North Carolina	1992-93
Dunbar, Karl (DE), Louisiana State	1994-95
Gilbert, Freddie (DE), Georgia	1989
Smith, Mark (DT), Auburn	1997-00
Vanden Bosch, Kyle (DE), Nebraska	2001-04

## 94

Acho, Sam (LB), Texas	2011-14
Bell, Marcus (DT), Memphis	2001-03
Cocharn, Antonio (DE), Georgia	2005
Dykes, Keilen (DT), West Virginia	2009-10
Faulkner, Jeff (DE), Southern	1991-92
Sears, Corey (DT), Mississippi State	1999-00
Smith, Antonio (DE), Oklahoma State (also wore #67)	2004-08
Williams, Xavier (DT), Northern Iowa	2015
Wilson, Bernard (DT), Tennessee State	1994-98
Zellner, Peppi (DE), Fort Valley State	2004

## 95

Buczkowski, Bob (DT), Pittsburgh	1989
Burke, Thomas (DE), Wisconsin (also wore #60)	1999-02
Burnett, Victor (DE), Fresno State (also wore #69)	1987
Chapura, Dick (DT), Missouri	1990
Dwyer, Nate (DT), Kansas (also wore #72)	2000
Gunter, Rodney (DT), Delaware State	2015
Highsmith, Ali (LB), Louisiana State	2008-09
Kelly, Tommy (DT), Mississippi State	2014
King, Kenny (DT), Alabama (also wore #72)	2003-05
Lumpkin, Ricky (DT), Kentucky	2012-13
Miller, Jamir (LB), UCLA	1994-98
Moses, Quentin (DE), Georgia	2007
Ransom, Derrick (DE), Cincinnati	2003
Schobel, Bo (DE), Texas Christian	2007

## 96

Johnson, Dennis (DE), Kentucky	2002-03
Koldziej, Ross (DT), Wisconsin	2007
Marlin, Kareem (DE/LB), North Carolina	2014
McManie, Sean (DE), San Diego State	1988
Ottis, Brad (DT), Wayne State (Mich.)	1996-2000
Schable, A.J. (FB), South Dakota (also wore #44)	2006
Simmons, Clyde (DE), Western Carolina	1994-95
Talley, Ronald (DE), Delaware	2011-13
Truluck, R-Kal (DE), SUNY-Cortland	2005
Williams, Chris (DT), American International	1991
Williams, Willie (T), Louisiana State (also wore #60)	1990-92

## 97

Alexander, Lorenzo (LB), California	2013-14
Busler, Ray (T), Marquette (also wore #43)	1940-41, '45
Hooks, Bryan (DT), Arizona State	1994
Hyche, Steve (LB), Livingston	1991-93
Maumela, Chris (DT), Kansas	1995-96
Mauro, Josh (DE/DT), Stanford (also wore #73)	2014
Pace, Calvin (DE/LB), Wake Forest (also wore #79)	1993-07
Rice, Simeon (DE), Illinois (also wore #79)	2006-09
Robinson, Bryan (DT), Fresno State	2008-10
Sapchman, Chris (DE), Nebraska	1988
Wakefield, Fred (OT/DE/TE), Illinois (also wore #78, 79, 87)	2001-06

## 98

Eavis, Russell (DT), North Carolina	2000-05
Dason, Nick (DT), Clemson	2011-12
Hairston, Carl (DT), Maryland-Eastern Shore	1990
Mallouf, Ray (B), Southern Methodist (also wore #22, 78)	1941, '46-48
Peters, Corey (DT), Kentucky	2015
Rucker, Frostee (DE/DT), Southern California (also wore #92)	2013
Swann, Eric (DL), None	1991-99
Watson, Gabe (DT), Michigan	2006-10

## 99 (Retired)

Goldberg, Marshall "Biggie" (B/DB), Pittsburgh	1939-40, '46-48 (also wore #42, 73) (honored with number retirement)
Nussbaum, Bob (B), Michigan	1949-50
Tonelli, Mario "Motts" (B), Notre Dame (also wore #58)	1940, '45





## RETIRED JERSEYS

LARRY WILSON  
SAFETY

8



**Professional**—One of the greatest defensive backs in NFL history ... enshrined in the Pro Football Hall of Fame in 1978 ... named to the all-time NFL team in 1994 to commemorate the league's 75th anniversary ... played entire career as a Cardinal in St. Louis (1960–72) ... played in eight Pro Bowls ... all-NFL six times ... 52 career interceptions ... cat-like defender and exceptional team leader ... interceptions in seven consecutive


games in 1966 ... NFL's top free safety during 13-year career ... made the safety blitz famous.

**College**—Utah ... 6–0, 190 ... two-way star for Utes from 1957–60 ... seventh-round draft pick by St. Louis Cardinals in 1960.

**Etc.**—Born March 24, 1938 in Rigby, Idaho. ... regarded as one of the toughest players in NFL history ... once intercepted a pass for a go-ahead touchdown with two broken wrists ... retired from the team's front office in 2003, ending 43-year NFL career, all as a Cardinal.

PAT TILLMAN  
SAFETY

40



**Professional**—Fierce competitor defied odds as seventh-round draft choice in 1998 to become three-year starting safety and establish franchise single-season record with 224 tackles in 2000 ... successfully converted from college linebacker to pro defensive back ... named All-Pro by Sports Illustrated in 2000 ... in 1998 became first rookie starting safety for Cardinals since team relocated to Arizona in 1988 ... left the Cardinals prior to

2002 season to enlist in U.S. Army and become member of elite Army Ranger unit, as did his brother, Kevin, who tabled a professional baseball career in the Cleveland Indians organization ... admirably declined all media attention throughout tour of duty ... killed April 22, 2004 in Afghanistan.

**College**—Local favorite during college career at Arizona State University ... Pac-10 Conference defensive player-of-the-year in 1997 ... key member of Sun Devils' 1996 Rose Bowl squad ... three-year starting linebacker ... selected by Cardinals in seventh round (226th overall) of 1998 NFL Draft.

**Etc.**—Born Nov. 6, 1976 in Fremont, Calif. ... graduated summa cum laude in three and one-half years with marketing degree from ASU with 3.84 grade-point-average with academic all-America honors ... outdoors enthusiast also competed in triathlons as part of training regimen.

STAN MAULDIN  
TACKLE

77




**Professional**—Tackle for the Chicago Cardinals (1946–48) ... opened holes in the line with hard-hitting bulk for the Cardinals' "Million-Dollar Backfield" ... member of the Cards' 1947 NFL championship team ... died of a heart attack after opening-day victory over the Eagles in 1948.

**College**—Texas ... 6–2, 215 ... all-America tackle for the Longhorns ... winner of the Outstanding Athlete Trophy in 1942 ... one of Texas' "13 Immortals" in 1940.

**Etc.**—Born December 27, 1920 in Amarillo, Texas ... flew bombing missions with the 15th Air Force Division over Italy during World War II.

J.V. CAIN  
TIGHT END

88



**Professional**—Doubled at tight end and wide receiver for the St. Louis Cardinals (1974–77) ... part of Head Coach Don Coryell's messenger service as a rookie wide receiver in 1974 ... replaced Hall of Famer Jackie Smith at tight end in mid-1975 ... caught passes in 12 of 13 games in 1976 ... one-handed touchdown catch in 1977 provided margin of victory in 16–13 win over Chicago ... died after collapsing from a heart condition at training camp in 1979.

**College**—Colorado ... 6–4, 220 ... all-America ... two-time all-Big 8 Conference selection ... caught 53 passes for 700 yards during junior and senior seasons ... first-round draft choice of the Cardinals in 1974.

**Etc.**—Born July 22, 1951 in Houston, Texas ... played in the East-West and Hula Bowl games.

MARSHALL GOLDBERG  
RUNNING BACK/DEF. BACK

99



**Professional**—All-round player who starred as a ball carrier, defensive back, and return specialist for the Chicago Cardinals (1939–43, '46–48) ... second team all-pro selection in 1941 ... NFL mid-season rushing, punt and kickoff return, and interception leader in 1941 ... career statistics included 1,644 yards rushing in 476 attempts for 11 touchdowns, and 60 pass receptions for 776 yards and five touchdowns ... member of Cards' 1947 NFL championship team.

**College**—Pittsburgh ... 5–11, 195 ... two-time consensus all-America halfback at Pitt.

**Etc.**—Born October 24, 1917 in Elkins, West Virginia ... 1980 inductee into the Jewish Hall of Fame in Tel Aviv, Israel ... playing career interrupted for two years (1944–45) during World War II when he served in the Navy ... nicknamed "Biggie." ... passed away on April 3, 2006.



## ANNUAL RESULTS

Year	Won	Lost	Tied	Pct.	Head Coach
1920	3	2	1	.600	Marshall Smith
1921	3	3	2	.400	John "Paddy" Driscoll
1922	8	3	0	.727	John "Paddy" Driscoll
1923	8	4	0	.667	Arnie Horween
1924	5	4	1	.556	Arnie Horween
<b>1925*</b>	<b>11</b>	<b>2</b>	<b>1</b>	<b>.846</b>	<b>Norm Barry</b>
1926	5	6	1	.455	Norm Barry
1927	3	7	1	.300	Guy Chamberlin
1928	1	5	0	.167	Fred Gillies
1929	6	6	1	.500	Dewey Scanlon
1930	5	6	2	.455	Ernie Nevers
1931	5	4	0	.556	LeRoy Andrews (a)
1932	2	6	2	.250	Jack Chevigny
1933	1	9	1	.100	Paul Schissler
1934	5	6	0	.455	Paul Schissler
1935	6	4	2	.600	Milan Creighton
1936	3	8	1	.250	Milan Creighton
1937	5	5	1	.500	Milan Creighton
1938	2	9	0	.182	Milan Creighton
1939	1	10	0	.091	Ernie Nevers
1940	2	7	2	.222	Jimmy Conzelman
1941	3	7	1	.300	Jimmy Conzelman
1942	3	8	0	.273	Jimmy Conzelman
1943	0	10	0	.000	Philip G. Handler
1944	Cardinal-Pittsburgh teams played as combination				
1945	1	9	0	.100	Philip G. Handler
1946	6	5	0	.545	Jimmy Conzelman
<b>1947*</b>	<b>9</b>	<b>3</b>	<b>0</b>	<b>.750</b>	<b>Jimmy Conzelman</b>
1948+	11	1	0	.917	Jimmy Conzelman
1949	6	5	1	.545	Phil Handler-Buddy Parker
1950	5	7	0	.417	Earl "Curly" Lambeau
1951	3	9	0	.250	Earl "Curly" Lambeau
1952	4	8	0	.333	Joseph L. Kuharich
1953	1	10	1	.091	Joseph Stydahar
1954	2	10	0	.167	Joseph Stydahar
1955	4	7	1	.364	Ray Richards
1956	7	5	0	.583	Ray Richards
1957	3	9	0	.250	Ray Richards
1958	2	9	1	.182	Frank "Pop" Ivy
1959	2	10	0	.167	Frank "Pop" Ivy
1960#	6	5	1	.545	Frank "Pop" Ivy
1961	7	7	0	.500	Frank "Pop" Ivy (b)
1962	4	9	1	.308	Wally Lemm
1963	9	5	0	.643	Wally Lemm
1964	9	3	2	.750	Wally Lemm
1965	5	9	0	.357	Wally Lemm
1966	8	5	1	.615	Charley Winner
1967	6	7	1	.462	Charley Winner
1968	9	4	1	.692	Charley Winner
1969	4	9	1	.308	Charley Winner
1970	8	5	1	.615	Charley Winner
1971	4	9	1	.308	Bob Hollway
1972	4	9	1	.321	Bob Hollway (c)
1973	4	9	1	.321	Don Coryell
1974**	10	4	0	.714	Don Coryell
1975**	11	3	0	.786	Don Coryell
1976	10	4	0	.714	Don Coryell
1977	7	7	0	.500	Don Coryell
1978	6	10	0	.375	Bud Wilkinson
1979	5	11	0	.312	Bud Wilkinson (d)

Year	Won	Lost	Tied	Pct.	Head Coach
1980	5	11	0	.312	Jim Hanifan
1981	7	9	0	.438	Jim Hanifan
1982	5	4	0	.556	Jim Hanifan
1983	8	7	1	.531	Jim Hanifan
1984	9	7	0	.563	Jim Hanifan
1985	5	11	0	.312	Jim Hanifan
1986	4	11	1	.281	Gene Stallings
1987###	7	8	0	.467	Gene Stallings
1988###	7	9	0	.438	Gene Stallings
1989	5	11	0	.313	Gene Stallings (e)
1990	5	11	0	.313	Joe Bugel
1991	4	12	0	.250	Joe Bugel
1992	4	12	0	.250	Joe Bugel
1993	7	9	0	.436	Joe Bugel
1994	8	8	0	.500	Buddy Ryan
1995	4	12	0	.250	Buddy Ryan
1996	7	9	0	.436	Vince Tobin
1997	4	12	0	.250	Vince Tobin
1998	9	7	0	.563	Vince Tobin
1999	6	10	0	.375	Vince Tobin
2000	3	13	0	.188	Vince Tobin (f)
2001	7	9	0	.436	Dave McGinnis
2002	5	11	0	.313	Dave McGinnis
2003	4	12	0	.250	Dave McGinnis
2004	6	10	0	.375	Dennis Green
2005	5	11	0	.313	Dennis Green
2006	5	11	0	.313	Dennis Green
2007	8	8	0	.500	Ken Whisenhunt
2008^ ***	9	7	0	.563	Ken Whisenhunt
2009^	10	6	0	.625	Ken Whisenhunt
2010	5	11	0	.313	Ken Whisenhunt
2011	8	8	0	.500	Ken Whisenhunt
2012	5	11	0	.313	Ken Whisenhunt
2013	10	6	0	.625	Bruce Arians
2014	11	5	0	.688	Bruce Arians
2015^	13	3	0	.813	Bruce Arians
2016	7	8	1	.469	Bruce Arians

\*\* Won NFC Eastern Division Championship

+ Won NFL Western Conference Championship

^ Won NFC West

\*\*\* Won NFC Championship

# First season in St. Louis

## Last season in St. Louis

### First season in Arizona

(a) Resigned after one game. Replaced by Ernie Nevers.

(b) Resigned after 12 games. Replaced by coaches Drulis, Prochaska, and Willsey.

(c) Beginning with 1972, won-lost percentage includes ties.

(d) Released after 13 games. Replaced by Larry Wilson on interim basis.

(e) Released after 11 games. Replaced by Hank Kuhlmann on interim basis.

(f) Released after seven games. Replaced by Dave McGinnis on interim basis. McGinnis named permanent head coach prior to the season finale.



## ALL-TIME RESULTS

### 1920 (3-2-1)

#### HEAD COACH MARSHALL SMITH

Oct. 10	At Chicago Tigers	T	0-0	8,000
Oct. 17	Moline Athletics*	W	33-3	Unknown
Oct. 24	At Rock Island Ind.	L	0-7	4,000
Oct. 31	Detroit Heralds	W	21-0	3,000
Nov. 7	At Chicago Tigers	W	6-3	7,000
Nov. 14	Cincinnati Celts*	W	20-0	5,000
Nov. 21	Lansing Oldsmobile*	W	14-0	3,500
Nov. 28	Decatur Staleys	W	7-6	8,500
Dec. 5	At Decatur Staleys	L	0-10	8,500
Dec. 19	At Chicago Staysms*	T	14-14	Unknown

Home: 2-0. Away: 1-2-1. 115-43

\*Non-league game

### 1921 (3-3-2)

#### HEAD COACH JOHN "PADDY" DRISCOLL

Sept. 25	Racine American Legion*	W	27-0	Unknown
Oct. 2	Minneapolis Marines	W	20-0	4,000
Oct. 9	Akron Pros	L	0-23	6,000
Oct. 16	Rock Island Ind.	L	7-14	4,000
Oct. 23	Columbus Panhandles	W	17-6	6,000
Nov. 6	Hammond Pros	W	7-0	Unknown
Nov. 20	Green Bay	T	3-3	2,000
Nov. 24	At Chicago Staysms*	W	27-0	Unknown
Nov. 27	Gary Elks*	W	21-0	2,000
Dec. 4	Akron Pros	L	0-7	3,500
Dec. 18	At Chicago Staleys	T	0-0	2,000

Home: 3-3-1. Away: 0-0-1. 129-53

\*Non-league game

### 1922 (8-3)

#### HEAD COACH JOHN "PADDY" DRISCOLL

Sept. 24	Maplewood Rovers*	W	28-0	Unknown
Oct. 1	Milwaukee Badgers	W	3-0	3,500
Oct. 15	Green Bay	W	16-3	3,500
Oct. 22	Minneapolis Marines	W	3-0	4,000
Oct. 29	Columbus Panhandles	W	37-6	5,000
Nov. 5	Buffalo All-Americans	W	9-7	4,000
Nov. 12	Akron Pros	W	7-0	2,000
Nov. 19	Canton Bulldogs	L	0-7	7,500
Nov. 26	At Canton Bulldogs	L	3-20	2,500
Nov. 30	Chicago Bears	W	6-0	14,000
Dec. 3	Dayton Triangles	L	3-7	3,000
Dec. 10	Chicago Bears	W	9-0	15,000

Home: 8-2. Away: 0-1. 124-50

\*Non-league game

### 1923 (8-4)

#### HEAD COACH ARNIE HORWEEN

Sept. 30	Buffalo All-Americans	W	3-0	Unknown
Oct. 7	Rochester Jeffersons	W	60-0	5,000
Oct. 14	Akron Indians	W	19-0	Unknown
Oct. 21	Minneapolis Marines	W	9-0	4,000
Oct. 28	Dayton Triangles	W	13-3	5,000
Nov. 4	Canton Bulldogs	L	3-7	6,000
Nov. 11	Hammond Pros	W	6-0	3,500
Nov. 18	Duluth Kelleys	W	10-0	5,500
Nov. 25	Racine Legion	L	4-10	7,000
Nov. 29	At Chicago Bears	L	0-3	13,500
Dec. 2	Oorang Indians	W	22-19	1,200
Dec. 9	Milwaukee Badgers	L	12-14	6,000

Home: 8-3. Away: 0-1. 161-56

### 1924 (5-4-1)

#### HEAD COACH ARNIE HORWEEN

Sept. 28	Milwaukee Badgers	W	17-7	4,000
Oct. 5	Green Bay	W	3-0	2,800
Oct. 12	Minneapolis Marines	W	13-0	8,000
Oct. 19	At Chicago Bears	L	0-6	12,000
Oct. 26	Hammond Pros	L	3-6	3,500
Nov. 2	Milwaukee Badgers	L	8-17	3,000
Nov. 9	Dayton Triangles	W	23-0	2,500
Nov. 16	Akron Indians	W	13-0	2,500
Nov. 23	Racine Legion	T	10-10	4,000
Nov. 27	Chicago Bears	L	0-21	13,000

Home: 5-3-1 (40,800). Away: 0-1 (12,000). 90-67

### 1925 (11-2-1) (NFL CHAMPION)

#### HEAD COACH NORM BARRY

Sept. 27	Hammond Pros	L	6-10	Unknown
Oct. 4	Milwaukee Badgers	W	34-0	2,500
Oct. 11	Columbus Tigers	W	19-9	Unknown
Oct. 18	Kansas City Cowboys	W	20-7	Unknown
Oct. 25	Chicago Bears	W	9-0	13,000
Nov. 1	Duluth Kelleys	W	10-6	20,000
Nov. 8	Green Bay	W	9-6	4,000
Nov. 15	Buffalo Bisons	W	23-6	4,000
Nov. 22	Dayton Triangles	W	14-0	3,000
Nov. 26	At Chicago Bears	T	0-4	39,000
Nov. 29	Rock Island Ind.	W	7-0	3,000
Dec. 6	Pottsville Maroons	L	7-21	15,000
Dec. 10	Milwaukee Badgers	W	59-0	250
Dec. 12	Hammond Pros	W	13-0	1,000

Home: 11-2. Away: 0-0-1. 230-46

### 1926 (5-6-1)

#### HEAD COACH NORM BARRY

Sept. 19	Columbus Tigers	W	14-0	2,500
Sept. 26	L.A. Buccaneers	W	15-0	8,000
Oct. 3	Racine Tornadoes	W	20-0	3,000
Oct. 10	At Green Bay	W	13-7	5,000
Oct. 17	At Chicago Bears	L	0-16	12,000
Oct. 24	At Milwaukee Badgers	W	3-2	Unknown
Oct. 31	Green Bay	L	0-3	2,500
Nov. 6	At Frankford Yellow Jackets	L	7-33	8,000
Nov. 7	At N.Y. Giants	L	0-20	5,000
Nov. 11	Chicago Bears*	L	0-10	10,000
Nov. 25	At Chicago Bears	T	0-0	8,000
Nov. 28	Kansas City Cowboys	L	2-7	14,000

Home: 3-3. Away: 2-3-1. 74-98

\*Soldier Field

### 1927 (3-7-1)

#### HEAD COACH GUY CHAMBERLIN

Sept. 25	Chicago Bears	L	0-9	4,000
Oct. 2	Pottsville Maroons	W	19-7	2,000
Oct. 9	Dayton Triangles	W	7-0	2,500
Oct. 16	At Green Bay	L	0-13	4,500
Oct. 30	N.Y. Yankees	L	6-7	15,000
Nov. 6	Green Bay	T	6-6	3,500
Nov. 13	At N.Y. Yankees	L	6-20	10,000
Nov. 19	At Frankford Yellow Jackets	L	8-12	7,000
Nov. 20	At N.Y. Giants	L	7-28	10,000
Nov. 24	At Chicago Bears	W	3-0	6,000
Nov. 27	Cleveland Bulldogs	L	7-32	5,000

Home: 2-3-1 (32,000). Away: 1-4 (37,500). 69-134

### 1928 (1-5)

#### HEAD COACH FRED GILLIES

Sept. 23	Chicago Bears	L	0-15	4,000
Oct. 7	Dayton Triangles	W	7-0	Unknown
Oct. 14	At Green Bay	L	0-20	4,200
Nov. 24	At Frankford Yellow Jackets	L	0-19	8,000
Nov. 25	At N.Y. Yankees	L	0-19	7,000
Nov. 29	At Chicago Bears	L	0-34	10,000

Home: 1-1. Away: 0-4. 7-107

### 1929 (6-6-1)

#### HEAD COACH DEWEY SCANLON

Sept. 22	At Canton Bulldogs*	L	0-6	1,800
Sept. 29	At Buffalo Bisons	W	9-3	4,000
Oct. 6	At Green Bay	L	2-9	7,000
Oct. 13	At Minneapolis Red Jackets	L	7-14	Unknown
Oct. 20	At Chicago Bears	T	0-0	20,000
Oct. 27	Green Bay	L	6-7	10,000
Nov. 2	At Frankford Yellow Jackets	L	0-8	5,000
Nov. 6	At Providence Steam Roller	W	16-0	6,000
Nov. 10	Minneapolis Red Jackets	W	8-0	1,000
Nov. 17	Green Bay	L	0-12	10,000
Nov. 24	Dayton Triangles	W	19-0	300
Nov. 28	Chicago Bears	W	40-6	7,000
Dec. 1	At N.Y. Giants	L	21-24	5,000
Dec. 8	At Orange Tornadoes	W	26-0	Unknown

Home: 3-2. Away: 3-4-1. 154-89

\*Non-league game



## 1930 (5-6-2)

### HEAD COACH ERNIE NEVERS

Sept. 21	At Green Bay	L	0-14	8,000
Sept. 28	At Minneapolis Red Jackets	T	7-7	Unknown
Oct. 5	At Portsmouth Spartans	T	0-0	6,500
Oct. 8	At Newark Tornadoes	W	13-0	5,000
Oct. 12	At Providence Steam Roller	L	7-9	6,500
Oct. 16	At N.Y. Giants	L	12-25	15,000
Oct. 19	Chicago Bears	L	6-32	10,000
Oct. 25	At Frankford Yellow Jackets	W	34-7	Unknown
Oct. 26	Portsmouth Spartans	W	23-13	8,000
Oct. 29	At Milwaukee Nighthawks*	W	33-6	2,500
Nov. 2	Frankford Yellow Jackets	W	6-0	3,000
Nov. 9	N.Y. Giants	L	7-13	4,000
Nov. 16	Green Bay	W	13-6	12,000
Nov. 23	Memphis Tigers*	W	20-7	Unknown
Nov. 27	At Chicago Bears	L	0-6	8,175
Dec. 7	At Memphis Tigers*	W	6-0	Unknown
Dec. 14	At Chicago Bears*	L	7-9	Unknown

Home: 3-2. Away: 2-4-2. 194-154

\*Non-league game

## 1931 (5-4)

### HEAD COACH ROY ANDREWS (1 GAME)

### HEAD COACH ERNIE NEVERS (8 GAMES)

Sept. 23	At Portsmouth Spartans	L	3-13	8,000
Oct. 11	At Green Bay	L	7-26	8,000
Oct. 18	At Chicago Bears	L	13-26	8,000
Nov. 1	At Brooklyn Dodgers	W	14-7	15,000
Nov. 8	At Cleveland Indians	W	14-6	10,000
Nov. 15	Green Bay	W	21-13	9,000
Nov. 22	Portsmouth Spartans	W	20-19	5,000
Nov. 26	At Chicago Bears	L	7-18	14,000
Nov. 28	Cleveland Indians	W	21-0	1,500
Dec. 13	At St. Louis Gunners*	W	26-6	10,000
Dec. 20	Memphis Tigers*	W	24-7	3,000

Home: 3-0 (18,500). Away: 2-4 (73,000). 170-141

\*Non-league game

## 1932 (2-6-2)

### HEAD COACH JACK CHEVIGNY

Sept. 18	At Green Bay	L	7-15	3,500
Sept. 25	Battle Creek Maroons*	W	19-0	2,000
Oct. 2	At Portsmouth Spartans	T	7-7	3,725
Oct. 9	Chicago Bears	T	0-0	7,234
Oct. 16	At Boston Braves	W	9-0	15,000
Oct. 30	Brooklyn Dodgers	W	27-7	7,159
Nov. 6	Green Bay	L	9-19	11,000
Nov. 13	At Brooklyn Dodgers	L	0-3	15,000
Nov. 20	At Staten Island Stapletons	L	7-21	5,000
Nov. 24	At Chicago Bears	L	0-34	6,800
Nov. 27	Boston Braves	L	6-8	6,200
Dec. 4	At St. Louis Gunners*	W	20-7	4,000

Home: 1-2-1 (37,593). Away: 1-4-1 (49,025). 111-121

\*Non-league game

## 1933 (1-9-1)

### HEAD COACH PAUL SCHISSLER

Sept. 17	Freeport Lions*	W	29-6	Unknown
Sept. 20	Indianapolis Indians*	W	2-0	2,500
Sept. 27	Pittsburgh Pirates	L	13-14	6,000
Oct. 1	At Portsmouth Spartans	L	6-7	Unknown
Oct. 8	At Cincinnati Reds	W	3-0	1,500
Oct. 15	Chicago Bears	L	9-12	12,000
Oct. 22	At Boston Redskins	L	0-10	18,000
Oct. 29	At Brooklyn Dodgers	L	0-7	18,000
Nov. 5	At Green Bay	L	6-14	5,000
Nov. 12	Cincinnati Reds	L	9-12	6,000
Nov. 19	Brooklyn Dodgers	L	0-3	4,000
Nov. 30	At Chicago Bears	L	6-22	8,000
Dec. 3	Boston Redskins	T	0-0	7,000
Dec. 10	At St. Louis Gunners*	L	7-20	10,991

Home: 0-3-1. Away: 1-6. 90-127

\*Non-league game

## 1934 (5-6)

### HEAD COACH PAUL SCHISSLER

Sept. 23	At Cincinnati Reds	W	9-0	6,000
Sept. 30	At Detroit	L	0-6	18,000
Oct. 7	At Cincinnati Reds	W	16-0	2,500
Oct. 14	At Chicago Bears	L	0-20	15,000
Oct. 21	At Green Bay	L	0-15	4,000
Oct. 28	At Boston Redskins	L	0-9	10,000
Nov. 6	At Brooklyn Dodgers	W	21-0	7,000

Nov. 11	Detroit	L	13-17	7,000
Nov. 18	At Green Bay	W	9-0	3,000
Nov. 25	At Chicago Bears	L	6-17	13,800
Nov. 29	Green Bay	W	6-0	3,500
Dec. 2	At Kansas City Blues*	W	13-7	3,500
Dec. 5	At Tulsa Oilers*	W	20-7	1,200
Dec. 9	Stanford Braves*	W	37-2	12,000
Dec. 13	L.A. Bulldogs*	L	10-13	Unknown
Dec. 16	At S. California Maroons*	W	41-7	16,000
Dec. 20	PCFL All-Stars*	W	17-7	4,000
Dec. 23	At Berkeley Giants*	W	21-0	7,000

Home: 1-1. Away: 4-5. 239-127

\*Non-league game

## 1935 (6-4-2)

### HEAD COACH MILAN CREIGHTON

Sept. 15	At Green Bay	W	7-6	10,000
Sept. 29	At Detroit	T	10-10	8,200
Oct. 13	At Green Bay	W	3-0	17,000
Oct. 20	At Pittsburgh Pirates	L	13-17	6,000
Oct. 27	At N.Y. Giants	W	14-13	32,000
Nov. 3	Detroit	L	6-7	5,000
Nov. 10	Philadelphia	W	12-3	6,000
Nov. 19	At Brooklyn Dodgers	L	12-14	18,000
Nov. 24	At Boston Redskins	W	6-0	6,000
Nov. 28	Green Bay	W	9-7	7,500
Dec. 1	At Chicago Bears	T	7-7	12,167
Dec. 8	Chicago Bears	L	0-13	17,373

Home: 2-2 (35,873). Away: 4-2-2 (109,367). 99-97

## 1936 (3-8-1)

### HEAD COACH MILAN CREIGHTON

Sept. 13	At Green Bay	L	7-10	8,900
Sept. 20	At LaCrosse Lagers*	W	20-8	Unknown
Sept. 28	At Detroit	L	0-39	25,800
Oct. 4	At Green Bay	L	0-24	12,000
Oct. 11	At Chicago Bears	L	3-7	16,288
Oct. 18	At N.Y. Giants	L	6-14	17,000
Oct. 25	At Brooklyn Dodgers	L	0-9	20,000
Nov. 1	At Boston Redskins	L	10-13	7,000
Nov. 8	Philadelphia	W	13-0	1,500
Nov. 15	Pittsburgh Pirates	W	14-6	3,856
Nov. 22	Detroit	L	7-14	7,579
Nov. 29	Chicago Bears	W	14-7	13,704
Dec. 6	Green Bay	T	0-0	5,000
Dec. 13	L.A. Bulldogs*	T	10-10	15,000

Home: 3-1-1. Away: 0-7. 104-153

\*Non-league game

## 1937 (5-5-1)

### HEAD COACH MILAN CREIGHTON

Sept. 12	At Green Bay	W	14-7	10,000
Sept. 19	At Detroit	L	7-16	17,000
Sept. 24	At Washington	W	21-14	22,367
Sept. 26	At Philadelphia	T	6-6	3,912
Oct. 3	At Cleveland Rams	W	6-0	10,000
Oct. 10	At Green Bay	L	13-34	18,000
Oct. 17	At Chicago Bears	L	7-16	23,000
Oct. 24	At Pittsburgh Pirates	W	13-7	8,963
Oct. 31	Cleveland Rams	W	13-7	9,923
Nov. 21	Detroit	L	7-16	8,576
Dec. 5	Chicago Bears	L	28-42	7,313

Home: 1-2 (25,812). Away: 4-3-1 (113,242). 135-165

## 1938 (2-9-0)

### HEAD COACH MILAN CREIGHTON

Sept. 1	College All-Stars*	W	32-0	8,724
Sept. 11	Chicago Bears	L	13-16	20,000
Sept. 17	At Cleveland Rams	W	7-6	7,500
Sept. 25	At Green Bay	L	7-28	22,000
Sept. 28	At Green Bay (Buffalo)	L	22-24	12,500
Oct. 2	At Brooklyn Dodgers	L	0-13	17,129
Oct. 11	L.A. Bulldogs* (At Charleston, W. Va.)	T	14-14	6,500
Oct. 16	At Chicago Bears	L	28-34	21,614
Oct. 23	At Detroit	L	0-10	17,917
Oct. 26	At Philadelphia (At Erie, Pa.)	L	0-7	15,000
Nov. 6	At N.Y. Giants	L	0-6	19,648
Nov. 13	Cincinnati Bengals*	T	14-14	5,000
Nov. 20	Detroit	L	3-7	8,279
Nov. 27	Cleveland Rams	W	31-17	2,200

Home: 1-2-0 (50,703). Away: 1-7-0 (133,308). 171-196

\*Non-league game





## 1939 (1-10)

### HEAD COACH ERNIE NEVERS

Sept. 10	At Detroit	L	13-21	15,075
Sept. 17	At Green Bay	L	10-24	12,000
Sept. 24	At Pittsburgh Pirates	W	10-0	19,008
Oct. 1	<b>Detroit</b>		<b>3-17</b>	<b>9,000</b>
Oct. 8	At Green Bay	L	20-27	20,000
Oct. 15	At Chicago Bears	L	7-44	29,592
Oct. 22	<b>Cleveland Rams</b>	L	<b>0-24</b>	<b>10,000</b>
Nov. 5	At Cleveland Rams	L	0-14	8,378
Nov. 12	At N.Y. Giants	L	7-17	28,217
Nov. 19	At Washington	L	7-28	26,667
Nov. 26	<b>Chicago Bears</b>	L	<b>7-48</b>	<b>16,055</b>
Home: 0-3 (35,055). Away: 1-7 (158,937).				84-264

## 1940 (2-7-2)

### HEAD COACH JIMMY CONZELMAN

Sept. 8	At Pittsburgh	T	7-7	22,000
Sept. 15	At Detroit (At Buffalo)	T	0-0	18,048
Sept. 25	<b>Chicago Bears</b>	W	<b>21-7</b>	<b>23,181</b>
Sept. 29	At Green Bay	L	6-31	21,000
Oct. 5	At Detroit	L	14-43	20,619
Oct. 13	At Washington	L	21-28	33,691
Oct. 20	At Cleveland Rams	L	14-26	13,683
Oct. 27	<b>Cleveland Rams</b>	W	<b>17-7</b>	<b>10,313</b>
Nov. 1	<b>Green Bay</b>	L	<b>7-28</b>	<b>11,364</b>
Nov. 24	At Brooklyn Dodgers	L	9-14	16,619
Dec. 1	At Chicago Bears	L	<u>23-31</u>	13,902
Home: 2-1 (44,858). Away: 0-6-2 (159,562).				139-222

## 1941 (3-7-1)

### HEAD COACH JIMMY CONZELMAN

Sept. 9	At Kenosha Cardinals*	T	21-21	3,000
Sept. 16	<b>Cleveland Rams</b>	L	<b>6-10</b>	<b>15,000</b>
Sept. 27	<b>Detroit</b>	T	<b>14-14</b>	<b>15,458</b>
Oct. 5	At Green Bay (Milw.)	L	13-14	10,000
Oct. 12	At Chicago Bears	L	7-53	34,668
Oct. 19	At Brooklyn Dodgers	W	20-6	12,054
Oct. 26	At Philadelphia	L	14-21	12,683
Nov. 2	At N.Y. Giants	W	10-17	29,289
Nov. 16	At Green Bay	L	9-17	15,495
Nov. 23	At Cleveland Rams	W	7-0	5,000
Nov. 30	At Detroit	L	3-21	17,051
Dec. 7	<b>Chicago Bears</b>	L	<b>24-34</b>	<b>18,879</b>
Home: 0-2-1 (49,337). Away: 3-5-0 (139,240).				148-218

\*Non-league game

## 1942 (3-8)

### HEAD COACH JIMMY CONZELMAN

Sept. 6	Western Army All-Stars*	L	10-16	20,000
(At Denver, Colo.)				
Sept. 13	At Cleveland Rams (At Buffalo)	W	7-0	18,698
Sept. 20	<b>Detroit</b>	W	<b>13-0</b>	<b>14,742</b>
Oct. 4	<b>Green Bay</b>	L	<b>13-17</b>	<b>25,000</b>
Oct. 11	At Chicago Bears	L	14-41	38,500
Oct. 18	At Detroit	W	7-0	14,100
Oct. 25	At Cleveland Rams	L	3-7	7,896
Nov. 1	At Green Bay	L	24-55	15,000
Nov. 8	At Washington	L	0-28	35,425
Nov. 15	<b>Wichita Aero Commanders*</b>	W	<b>35-7</b>	<b>5,000</b>
Nov. 22	At Pittsburgh	L	3-19	20,711
Nov. 29	At N.Y. Giants	L	7-21	20,354
Dec. 6	<b>Chicago Bears</b>	L	<b>7-21</b>	<b>8,251</b>
Home: 1-2 (52,993). Away: 2-6 (170,684).				143-232

\*Non-league game.

## 1943 (0-10)

### HEAD COACH PHIL HANDLER

Sept. 19	At Detroit	L	14-35	23,408
Sept. 26	<b>Washington (Buffalo)*</b>	L	<b>21-43</b>	<b>20,707</b>
Oct. 3	<b>Green Bay</b>	L	<b>7-28</b>	<b>15,563</b>
Oct. 10	<b>Chicago Bears</b>	L	<b>0-20</b>	<b>24,658</b>
Oct. 17	<b>Detroit (Buffalo)</b>	L	<b>0-7</b>	<b>15,072</b>
Oct. 24	At Washington	L	7-13	35,540
Oct. 31	At Phila.-Pitt. Steagles	L	13-34	16,351
Nov. 7	At Brooklyn Dodgers	L	0-7	13,340
Nov. 14	At Green Bay	L	14-35	11,000
Nov. 21	At N.Y. Giants	L	13-24	19,804
Nov. 28	<b>Chicago Bears</b>	L	<b>24-35</b>	<b>17,219</b>
Home: 0-5 (93,219). Away: 0-5 (119,443).				116-281

\*Non-league game

## 1944 (0-10)+

### CO-COACH PHIL HANDLER (CARDINALS) CO-COACH WALT KIESLING (STEELERS)

Sept. 12	<b>Philadelphia*</b>	L	<b>0-22</b>	<b>20,000</b>
Sept. 18	Washington* (At Pitt., Pa.)	L	0-3	17,085
Sept. 24	<b>Cleveland Rams</b> (At Pitt., Pa.)	L	28-30	20,968
Oct. 1	N.Y. Giants* (At Pitt., Pa.)	W	17-16	Unknown
Oct. 8	At Green Bay	L	7-34	16,500
Oct. 15	At Chicago Bears	L	7-34	20,940
Oct. 22	At N.Y. Giants	L	0-23	40,734
Oct. 29	At Washington	L	20-42	35,540
Nov. 5	Vs. Detroit (At Pitt., Pa.)	L	0-27	17,743
Nov. 12	At Detroit	L	0-10	13,239
Nov. 19	<b>Cleveland Rams</b>	L	<b>6-33</b>	<b>14,632</b>
Nov. 26	<b>Green Bay</b>	L	<b>20-35</b>	<b>7,158</b>
Dec. 3	Chicago Bears (At Pittsburgh, Pa.)	L	<u>7-49</u>	9,069
Home: 0-6. Away: 0-4.				112-368

\*Non-league game

+The Cardinals and Steelers combined teams for the 1944 season as a wartime emergency measure. Coaching duties were divided between the teams' head coaches. Home games were divided between Pittsburgh and Chicago.

## 1945 (1-9)

### HEAD COACH PHIL HANDLER

Sept. 17	Washington* (At Buffalo, N.Y.)	T	7-7	Unknown
Sept. 23	Detroit (At Milwaukee, Wisc.)	L	0-10	5,461
Sept. 30	At Cleveland Rams	L	0-21	10,872
Oct. 7	At Philadelphia	L	6-26	25,581
Oct. 14	At Chicago Bears	W	16-7	20,784
Oct. 21	At Detroit	L	0-26	32,644
Oct. 28	At Green Bay	L	14-33	19,221
Nov. 4	At Washington	L	21-24	35,000
Nov. 11	At Pittsburgh	L	0-23	13,153
Nov. 18	<b>Cleveland Rams</b>	L	<b>21-35</b>	<b>18,000</b>
Dec. 2	<b>Chicago Bears</b>	L	<b>20-28</b>	<b>13,925</b>
Home: 0-2. Away: 1-7.				105-240

\*Non-league game

## 1946 (6-5)

### HEAD COACH JIMMY CONZELMAN

Sept. 20	At Pittsburgh	L	7-14	32,851
Sept. 30	<b>Detroit</b>	W	<b>34-14</b>	<b>26,842</b>
Oct. 6	<b>Chicago Bears</b>	L	<b>17-34</b>	<b>39,263</b>
Oct. 13	At Detroit	W	36-14	23,987
Oct. 20	At N.Y. Giants	L	24-28	50,681
Oct. 27	<b>L.A. Rams</b>	W	<b>34-10</b>	<b>38,180</b>
Nov. 3	At Boston Yanks	W	28-14	10,556
Nov. 10	<b>Green Bay</b>	L	<b>7-19</b>	<b>30,691</b>
Nov. 17	At L.A. Rams	L	14-17	38,271
Nov. 24	At Green Bay	W	24-6	16,150
Dec. 1	At Chicago Bears	W	<b>35-28</b>	47,511
Home: 2-2 (134,976). Away: 4-3 (220,007).				260-198

## 1947 (9-3, NFL Champion)

### HEAD COACH JIMMY CONZELMAN

Sept. 28	<b>Detroit</b>	W	<b>45-21</b>	<b>22,739</b>
Oct. 5	<b>Chicago Bears</b>	W	<b>31-7</b>	<b>51,123</b>
Oct. 12	At Green Bay	W	14-10	25,502
Oct. 19	At L.A. Rams	L	7-27	69,631
Oct. 26	<b>Boston Yankees</b>	W	<b>27-7</b>	<b>22,286</b>
Nov. 2	<b>L.A. Rams</b>	W	<b>17-10</b>	<b>40,575</b>
Nov. 9	At Detroit	W	17-7	27,513
Nov. 16	<b>Green Bay</b>	W	<b>21-20</b>	<b>40,086</b>
Nov. 23	At Washington	L	21-45	35,362
Nov. 30	At N.Y. Giants	L	31-35	28,744
Dec. 7	At Philadelphia	W	45-21	34,432
Dec. 14	At Chicago Bears	W	<b>30-21</b>	<b>48,632</b>
Home: 5-0 (176,809). Away: 4-3 (221,184).				306-231
NFL Championship Game, Comiskey Park, Chicago				
Dec. 28	Philadelphia	W	28-21	30,759

## 1948 (11-1)

### HEAD COACH JIMMY CONZELMAN

Sept. 24	<b>Philadelphia</b>	W	<b>21-14</b>	<b>25,875</b>
Oct. 4	<b>Chicago Bears</b>	L	<b>17-28</b>	<b>52,765</b>
Oct. 10	At Green Bay (Milw.)	W	17-7	34,369
Oct. 17	At N.Y. Giants	W	63-35	35,342
Oct. 24	<b>Boston Yanks</b>	W	<b>49-27</b>	<b>23,433</b>
Oct. 31	At L.A. Rams	W	27-22	32,149
Nov. 7	<b>Detroit</b>	W	<b>56-20</b>	<b>24,051</b>
Nov. 14	At Pittsburgh	W	24-7	33,364
Nov. 21	<b>L.A. Rams</b>	W	<b>27-24</b>	<b>29,031</b>
Nov. 25	At Detroit	W	28-14	22,957
Dec. 5	<b>Green Bay</b>	W	<b>42-7</b>	<b>26,072</b>
Dec. 12	At Chicago Bears	W	<b>24-21</b>	<b>51,283</b>
Home: 5-1 (181,227). Away: 6-0 (209,464).				395-226
NFL Championship Game, Shibe Park, Philadelphia				
Dec. 19	Philadelphia	L	0-7	36,309



## 1949 (6-5-1)

### HEAD COACH BUDDY PARKER (5 GAMES)

### HEAD COACH PHIL HANDLER (7 GAMES)

Sept. 26	Washington	W	38-7	24,136
Oct. 2	Chicago Bears	L	7-17	52,867
Oct. 8	At Philadelphia	L	3-28	34,576
Oct. 16	At Green Bay (Milw.)	L	39-17	18,164
Oct. 23	Detroit	W	7-24	23,215
Oct. 30	N.Y. Giants	L	38-41	21,339
Nov. 6	At Detroit	W	42-19	22,479
Nov. 13	At N.Y. Bulldogs	W	65-20	9,072
Nov. 20	L.A. Rams	T	28-28	34,100
Nov. 27	Green Bay	W	41-21	16,787
Dec. 4	At L.A. Rams	W	31-27	74,673
Dec. 11	At Chicago Bears	L	21-52	50,101

Home: 2-3-1 (171,444). Away: 4-2 (209,065). 360-301

## 1950 (5-7)

### HEAD COACH EARL "CURLY" LAMBEAU

Sept. 24	Philadelphia	L	7-45	24,914
Oct. 2	Baltimore	W	55-13	14,439
Oct. 8	At Chicago Bears	L	6-27	48,025
Oct. 15	At Cleveland	L	24-34	33,774
Oct. 22	At Washington	W	38-28	27,856
Oct. 29	N.Y. Giants	W	17-3	23,964
Nov. 5	Cleveland	L	7-10	38,456
Nov. 12	At N.Y. Giants	L	21-51	22,380
Nov. 19	At Philadelphia	W	14-10	28,368
Nov. 23	Pittsburgh	L	17-28	11,622
Dec. 3	Chicago Bears	W	20-10	31,919
Dec. 10	At Pittsburgh	L	7-28	18,301

Home: 3-3 (145,314). Away: 2-4 (178,704). 233-287

## 1951 (3-9)

### HEAD COACH EARL "CURLY" LAMBEAU

Sept. 30	Philadelphia	L	14-17	16,129
Oct. 7	Chicago Bears	W	28-14	33,781
Oct. 14	At N.Y. Giants	L	17-28	28,095
Oct. 21	At Washington	L	3-7	22,960
Oct. 28	Pittsburgh	L	14-28	14,773
Nov. 4	Cleveland	L	17-34	19,742
Nov. 11	At L.A. Rams	L	21-45	29,996
Nov. 18	At San Francisco	W	27-21	19,658
Nov. 25	N.Y. Giants	L	0-10	11,892
Dec. 2	At Cleveland	L	28-49	30,550
Dec. 9	Washington	L	17-20	9,459
Dec. 16	At Chicago Bears	W	24-14	15,085

Home: 1-5 (105,776). Away: 2-4 (146,344). 210-287

## 1952 (4-8)

### HEAD COACH JOE KUCHARICH

Sept. 29	Washington	L	7-23	17,837
Oct. 5	Chicago Bears	W	21-10	34,697
Oct. 12	At Washington	W	17-6	24,600
Oct. 19	At N.Y. Giants	W	24-23	41,182
Oct. 26	Pittsburgh	L	28-34	20,395
Nov. 2	N.Y. Giants	L	6-28	27,195
Nov. 9	At Cleveland	L	13-28	34,097
Nov. 16	At Philadelphia	L	7-10	18,908
Nov. 23	At Pittsburgh	L	14-17	18,330
Nov. 30	Philadelphia	W	28-22	13,577
Dec. 7	Cleveland	L	0-10	24,541
Dec. 14	At Chicago Bears	L	7-10	32,578

Home: 2-4 (138,242). Away: 2-4 (169,695). 172-221

## 1953 (10-10)

### HEAD COACH JOE STYDAHAR

Sept. 27	Washington	L	13-24	16,055
Oct. 4	Cleveland	L	7-27	24,374
Oct. 11	At Pittsburgh	L	28-31	25,935
Oct. 18	At N.Y. Giants	L	7-21	30,301
Oct. 25	Philadelphia	L	17-56	22,064
Nov. 1	N.Y. Giants	L	20-23	17,499
Nov. 8	At Washington	L	17-28	19,654
Nov. 15	L.A. Rams	T	24-24	26,674
Nov. 21	At Philadelphia	L	0-38	19,402
Nov. 29	At Cleveland	L	16-27	24,499
Dec. 6	Pittsburgh	L	17-21	14,138
Dec. 13	At Chicago Bears	W	24-17	38,059

Home: 0-5-1 (120,804). Away: 1-5 (157,850). 190-337

## 1954 (2-10)

### HEAD COACH JOE STYDAHAR

Sept. 26	N.Y. Giants	L	10-41	16,780
Oct. 3	Philadelphia	L	16-35	17,084
Oct. 10	At Cleveland	L	7-31	24,101
Oct. 17	At N.Y. Giants	L	17-31	31,256
Oct. 24	Cleveland	L	3-35	23,823
Oct. 31	Pittsburgh	W	17-14	18,765
Nov. 7	At Philadelphia	L	14-30	21,963

Nov. 14	At L.A. Rams	L	17-28	40,739
Nov. 21	Washington	W	38-16	15,619
Nov. 28	At Pittsburgh	L	17-20	14,460
Dec. 5	Chicago Bears	L	7-29	33,594
Dec. 12	At Washington	L	20-37	18,107

Home: 2-4 (125,665). Away: 0-6 (150,626). 183-347

## 1955 (4-7-1)

### HEAD COACH RAY RICHARDS

Sept. 26	At Pittsburgh	L	7-14	26,359
Oct. 2	N.Y. Giants	W	28-17	9,555
Oct. 9	At Washington	W	24-10	26,337
Oct. 16	At N.Y. Giants	L	0-10	7,000
Oct. 23	Philadelphia	T	24-24	24,620
Oct. 30	Cleveland	L	20-26	29,471
Nov. 5	Pittsburgh	W	27-13	23,310
Nov. 13	At Green Bay	L	14-31	20,104
Nov. 20	Washington	L	0-31	16,901
Nov. 27	Chicago Bears	W	53-14	47,314
Dec. 4	At Philadelphia	L	3-27	19,378
Dec. 11	At Cleveland	L	24-35	25,914

Home: 3-2-1 (151,171). Away: 1-5 (125,092). 224-252

## 1956 (7-5)

### HEAD COACH RAY RICHARDS

Sept. 30	Cleveland	W	9-7	20,966
Oct. 7	N.Y. Giants	W	35-27	21,799
Oct. 14	At Washington	W	31-3	25,794
Oct. 21	At Philadelphia	W	20-6	36,545
Oct. 28	Washington	L	14-17	30,553
Nov. 4	Philadelphia	W	28-17	27,609
Nov. 11	At N.Y. Giants	L	10-23	62,410
Nov. 18	At Pittsburgh	L	7-14	24,086
Nov. 25	Pittsburgh	W	38-27	17,724
Dec. 2	Green Bay	L	21-24	22,620
Dec. 9	At Chicago Bears	L	3-10	48,606
Dec. 16	At Cleveland	W	24-7	25,312

Home: 4-2 (341,271). Away: 3-3 (222,753). 240-182

## 1957 (3-9)

### HEAD COACH RAY RICHARDS

Sept. 29	At San Francisco	W	20-10	35,743
Oct. 6	Washington	L	14-37	18,278
Oct. 13	At Pittsburgh	L	20-29	29,446
Oct. 20	At Washington	W	44-14	23,159
Oct. 27	Cleveland	L	7-17	26,341
Nov. 3	Philadelphia	L	21-38	18,718
Nov. 10	At N.Y. Giants	L	14-27	46,402
Nov. 24	N.Y. Giants	L	21-28	19,200
Dec. 1	At Cleveland	L	0-31	40,525
Dec. 8	Chicago Bears	L	6-14	43,735
Dec. 15	At Philadelphia	W	31-27	12,555
Dec. 22	Pittsburgh	L	2-27	10,084

Home: 0-6 (136,356). Away: 3-3 (187,830). 200-299

## 1958 (2-9-1)

### HEAD COACH FRANK "POP" IVY

Sept. 28	At N.Y. Giants (Buffalo)	L	7-37	21,923
Oct. 4	Washington	W	37-10	21,824
Oct. 12	At Cleveland	L	28-35	65,403
Oct. 19	At N.Y. Giants	W	23-6	52,684
Oct. 26	Cleveland	L	24-38	30,933
Nov. 2	Philadelphia	T	21-21	17,486
Nov. 9	At Washington	L	31-45	26,196
Nov. 16	At Philadelphia	L	21-49	18,315
Nov. 23	Pittsburgh	L	20-27	15,946
Nov. 30	L.A. Rams	L	14-20	13,014
Dec. 7	At Chicago Bears	L	14-30	41,617
Dec. 13	At Pittsburgh	L	21-38	16,660

Home: 1-3-1 (99,203). Away: 1-6. (242,798). 261-356

## 1959 (2-10)

### HEAD COACH FRANK "POP" IVY (FINAL SEASON IN CHICAGO)

Sept. 27	Washington	W	49-21	21,892
Oct. 4	Cleveland	L	7-34	19,935
Oct. 11	At Washington	L	14-23	25,937
Oct. 18	At Cleveland	L	7-17	46,422
Oct. 25	Philadelphia (Mpls.)	L	24-28	20,112
Nov. 1	Pittsburgh	W	45-24	23,187
Nov. 8	At N.Y. Giants	L	3-9	56,779
Nov. 15	At Philadelphia	L	17-27	28,887
Nov. 22	N.Y. Giants (Mpls.)	L	20-30	26,625
Nov. 29	Chicago Bears	L	7-31	48,687
Dec. 6	At Detroit	L	21-45	45,811
Dec. 13	At Pittsburgh	L	20-35	19,011

Home: 2-2 (113,701). Home (Neutral): 0-2 (46,737). Away: 0-6 (222,847).

Note: Four Cardinals home games were played at Chicago's Soldier Field and two at Metropolitan Stadium in Minneapolis.



## 1960 (6-5-1) HEAD COACH FRANK "POP" IVY (FIRST SEASON IN ST. LOUIS)

Sept. 23	At L.A. Rams	W	43-21	47,448
Oct. 2	N.Y. Giants	L	14-35	26,089
Oct. 9	At Philadelphia	L	27-31	33,701
Oct. 16	At Pittsburgh	L	14-27	22,971
Oct. 23	Dallas	W	12-10	23,128
Oct. 30	At N.Y. Giants	W	20-13	58,516
Nov. 6	Washington	W	44-7	22,458
Nov. 13	At Cleveland	L	27-28	49,192
Nov. 20	At Washington	W	26-14	23,848
Nov. 27	Cleveland	T	17-17	26,146
Dec. 4	Philadelphia	L	6-20	21,358
Dec. 18	Pittsburgh	W	38-7	20,840

Home: 3-2-1 (140,019). Away: 3-3 (235,676). 288-230

### USUAL STARTING LINEUP

Offense	Defense
LE ..... Sonny Randle	LE ..... Leo Sugar
LT ..... Ed Cook	LT ..... Don Owens
LG ..... Mike McGee	RT ..... Frank Fuller
C ..... Don Gillis	RE ..... Luke Owens
RG ..... Ken Gray	LLB ..... John Tracey
RT ..... Tom Day	MLB ..... Dale Meinert
RG ..... Ken Panfil	RLB ..... Bill Koman
TE ..... Hugh McInnis	LCB ..... Joe Driskill
FL ..... Joe Childress	..... Billy Stacy
QB ..... John Roach	RCB ..... Jimmy Hill
RB ..... John David Crow	LS ..... Jerry Norton
FB ..... Mal Hammack	RS ..... Larry Wilson
K ..... Gerry Perry	..... Jimmy Hill
	P ..... Jerry Norton

### TEAM STATISTICS

	Cards	Opp.
<b>Total First Downs</b> .....	<b>229</b>	<b>158</b>
Rushing	128	56
Passing	88	93
Penalty	13	9
<b>Total Net Yards</b> .....	<b>4,167</b>	<b>3,029</b>
Avg. Per Game	347.3	252.4
Total Plays	838	723
Avg. Per Play	5.0	4.2
<b>Net Yards Rushing</b> .....	<b>2,356</b>	<b>1,212</b>
Avg. Per Game	196.3	101.0
Total Rushes	484	344
<b>Net Yards Passing</b> .....	<b>1,811</b>	<b>1,817</b>
Avg. Per Game	150.9	151.4
Yards Lost Att. to Pass	179	330
Gross Yards	1,990	2,004
Att./Comp./Pct.	285/126/44.2	301/156/51.8
Had Intercepted	25	21
<b>Punts/Average</b> .....	<b>44/44.7</b>	<b>64/44.2</b>
<b>Net Punting Average</b> .....	<b>38.9</b>	<b>39.9</b>
<b>Penalties/Yards</b> .....	<b>46/456</b>	<b>59/500</b>
<b>Fumbles/Lost</b> .....	<b>43/21</b>	<b>35/23</b>
<b>Touchdowns</b> .....	<b>34</b>	<b>30</b>
Rushing	13	8
Passing	20	20
Returns	1	2

### NOTES

NFL approves Cards' move from Chicago to St. Louis on March 13 ... team plays in 34,000-seat Sportsman's Park ... with no regular practice site, the team practices at an open field at a city park ... running back **John David Crow** breaks **Ollie Matson's** single-season rushing mark with 1,071 yards ... Crow sets franchise single-game mark that stood for 35 years with 203 yards vs. Pittsburgh on Dec. 18 ... Cards lead NFL in rushing with 2,356 yards (196.3 yards per game) and in rushing defense, allowing 1,212 yards (101 yards per game) ... defense also leads league, allowing 252.4 yards per game, 158 first downs, and just 56 first downs rushing ... wide receiver **Sonny Randle** leads NFL with club-record 15 touchdowns receiving on 62 receptions ... little-known Utah halfback **Larry Wilson**, selected in seventh round of draft, converts to safety due to injuries.

## 1961 (7-7) HEAD COACH FRANK "POP" IVY

Sept. 17	At N.Y. Giants	W	21-10	58,059
Sept. 24	At Cleveland	L	17-20	50,443
Oct. 1	At Philadelphia	W	30-27	59,399
Oct. 8	N.Y. Giants	L	9-24	23,713
Oct. 15	Philadelphia	L	7-20	20,262
Oct. 22	At Washington	W	24-0	28,037
Oct. 29	Cleveland	L	10-21	26,696
Nov. 5	At Dallas	W	31-17	20,500
Nov. 12	Detroit	L	14-45	20,320
Nov. 19	At Baltimore	L	0-16	56,112
Nov. 26	At Pittsburgh	L	27-30	17,090
Dec. 3	Washington	W	38-24	16,204
Dec. 10	Dallas	W	31-13	15,384
Dec. 17	Pittsburgh	W	20-0	16,298

Home: 3-4 (138,877). Away: 4-3 (289,640). 279-267

### USUAL STARTING LINEUP

Offense	Defense
LE ..... Sonny Randle	LE ..... Joe Robb
LT ..... Ed Cook	LT ..... Ed Henke
LG ..... Mike McGee	RT ..... Don Owens
C ..... Don Gillis	RE ..... Frank Fuller
RG ..... Ken Gray	RLB ..... Ed Henke
RT ..... Ernie McMillan	..... Luke Owens
	Gerry Perry
TE ..... Taz Anderson	MLB ..... Dale Meinert
	Hugh McInnis
FL ..... Bobby Joe Conrad	RLB ..... Bill Koman
	Billy Stacy
QB ..... Sam Etcheverry	RCB ..... Jimmy Hill
	Ralph Guglielmi
	Charley Johnson
RB ..... Prentice Gault	LS ..... Jerry Norton
	John David Crow
FB ..... Frank Mestnik	RS ..... Larry Wilson
	Joe Driskill
K ..... Gerry Perry	P ..... Jerry Norton

### TEAM STATISTICS

	Cards	Opp.
<b>Total First Downs</b> .....	<b>202</b>	<b>215</b>
Rushing	83	91
Passing	110	112
Penalty	9	12
<b>Total Net Yards</b> .....	<b>3,378</b>	<b>3,986</b>
Avg. Per Game	241.3	284.7
Total Plays	839	971
Avg. Per Play	4.0	4.1
<b>Net Yards Rushing</b> .....	<b>1,405</b>	<b>1,676</b>
Avg. Per Game	100.4	119.7
Total Rushes	386	477
<b>Net Yards Passing</b> .....	<b>1,973</b>	<b>2,310</b>
Avg. Per Game	140.9	165.0
Yards Lost Att. to Pass	461	334
Gross Yards	2,434	2,644
Att./Comp./Pct.	351/168/47.9	389/187/48.1
Had Intercepted	23	24
<b>Punts/Average</b> .....	<b>85/44.7</b>	<b>67/43.5</b>
<b>Net Punting Average</b> .....	<b>39.6</b>	<b>38.5</b>
<b>Penalties/Yards</b> .....	<b>57/535</b>	<b>59/546</b>
<b>Fumbles/Lost</b> .....	<b>39/18</b>	<b>36/20</b>
<b>Touchdowns</b> .....	<b>37</b>	<b>30</b>
Rushing	8	11
Passing	21	18
Returns	8	1

### NOTES

Cards sign decade-long CFL passing leader **Sam Etcheverry** and trade quarterback **John Roach** for running back **Prentice Gault** and wide receiver **Taz Anderson** ... Gault and Anderson enjoy productive Cardinal careers ... Etcheverry, who passed for 30,381 yards and 183 touchdowns in nine seasons for the Montreal Alouettes, hurts his arm in training camp ... coupled with running back **John David Crow's** broken ankle, Cards finish 7-7 ... Head Coach **Frank "Pop" Ivy** resigns with two games remaining ... Cards win both remaining contests as assistants **Chuck Drulis**, **Ray Prochaska**, and **Ray Wilsey** assume coaching reins ... during the season, Drulis and his prize pupil, second-year safety **Larry Wilson**, perfected the safety blitz.



## 1962 (4-9-1)

### HEAD COACH WALLY LEMM

Sept. 16	At Philadelphia	W	27-21	58,910
Sept. 23	At Green Bay	L	0-17	44,885
Sept. 30	At Washington	L	14-24	37,419
Oct. 7	N.Y. Giants	L	14-31	20,327
Oct. 14	Washington	T	17-17	18,104
Oct. 21	Cleveland	L	7-34	23,256
Oct. 28	At Dallas	W	28-24	16,027
Nov. 4	At N.Y. Giants	L	28-31	62,775
Nov. 11	Pittsburgh	L	17-26	20,264
Nov. 18	At Cleveland	L	14-38	41,815
Nov. 25	San Francisco	L	17-24	17,532
Dec. 2	At Pittsburgh	L	7-19	17,265
Dec. 9	Dallas	W	52-20	14,102
Dec. 16	Philadelphia	W	45-35	14,989

Home: 2-4-1 (128,574). Away: 2-5 (279,096). 287-361

### USUAL STARTING LINEUP

<b>Offense</b>		<b>Defense</b>	
LE	Sonny Randle	LE	Joe Robb
LT	Ed Cook	DT	Don Owens
LG	Mike McGee	DT	Frank Fuller
C	Bob DeMarco	RE	Luke Owens
RG	Ken Gray	LLB	Marion Rushing
RT	Ernie McMillan	MLB	Garland Boyette
TE	Taz Anderson		Dale Meinert
FL	Bobby Joe Conrad	RLB	Bill Koman
QB	Charley Johnson	LCB	Billy Stacy
	Sam Etcheverry	RCB	Jimmy Hill
RB	John David Crow	LS	Norm Beal
	Mal Hammack	RS	Larry Wilson
	Joe Childress	P	Sam Etcheverry
K	Gerry Perry		

### TEAM STATISTICS

	Cards	Opp.
<b>Total First Downs</b>	<b>268</b>	<b>251</b>
Rushing	109	93
Passing	138	141
Penalty	21	17
<b>Total Net Yards</b>	<b>4,798</b>	<b>4,719</b>
Avg. Per Game	342.7	337.1
Total Plays	923	923
Avg. Per Play	5.2	5.1
<b>Net Yards Rushing</b>	<b>1,698</b>	<b>1,732</b>
Avg. Per Game	121.3	123.7
Total Rushes	416	452
<b>Net Yards Passing</b>	<b>3,100</b>	<b>2,987</b>
Avg. Per Game	221.4	213.4
Yards Lost Att. to Pass	288	315
Gross Yards	3,388	3,302
Att./Comp./Pct.	434/220/51.7	377/196/51.9
Had Intercepted	30	16
<b>Punts/Average</b>	<b>59/38.3</b>	<b>61/40.5</b>
<b>Penalties/Yards</b>	<b>56/655</b>	<b>63/584</b>
<b>Fumbles/Lost</b>	<b>37/21</b>	<b>23/15</b>
<b>Touchdowns</b>	<b>39</b>	<b>44</b>
Rushing	20	18
Passing	18	21
Returns	1	5

### NOTES

**Violet Wolfner Bidwill**, widow of Card owner **Charles W. Bidwill, Sr.**, passes away ... sons **Bill** and **Charles (Stormy) Bidwill** become legal owners and retain their titles of president (Stormy) and vice-president (Bill) ... **Wally Lemm**, a former Cardinal assistant coach, selected head coach ... **Charley Johnson**, a "future" draft pick in 1960, becomes starting quarterback in the fifth game of the season and sets team records for pass attempts (308), completions (150), and yardage (2,440) ... he also sets single-game mark with 386 yards against Philadelphia on Dec. 16 as Cards (589 yards total offense) and Eagles (498 yards) combine for 1,087 total yards, the second-highest total in NFL history ... **Bobby Joe Conrad** switches from running back to flanker and catches 62 passes to tie a club record set two years earlier by **Sonny Randle** ... Randle sets pair of team marks with 16 receptions for 256 yards at N.Y. Giants on Nov. 4.

## 1963 (9-5)

### HEAD COACH WALLY LEMM

Sept. 14	At Dallas	W	34-7	36,432
Sept. 22	At Philadelphia	W	28-24	60,671
Sept. 29	At Pittsburgh	L	10-23	28,225
Oct. 6	At Minnesota	W	56-14	30,220
Oct. 13	Pittsburgh	W	24-23	23,715
Oct. 20	Green Bay	L	7-30	32,224
Oct. 27	At Washington	W	21-7	46,921
Nov. 3	N.Y. Giants	L	21-38	29,482
Nov. 10	Washington	W	24-20	18,197
Nov. 17	At Cleveland	W	20-14	75,232
Nov. 24	At N.Y. Giants	W	24-17	62,992
Dec. 1	Cleveland	L	10-24	32,531
Dec. 8	Philadelphia	W	38-14	15,979
Dec. 15	Dallas	L	24-28	12,695

Home: 3-4 (164,823). Away: 6-1 (340,693). 341-283

### USUAL STARTING LINEUP

<b>Offense</b>		<b>Defense</b>	
LE	Sonny Randle	LE	Joe Robb
LT	Irv Goode	DT	Don Owens
LG	Ed Cook	DT	Luke Owens
C	Bob DeMarco	RE	Don Brumm
RG	Ken Gray	LLB	Larry Stallings
RT	Ernie McMillan		Marion Rushing
TE	Jackie Smith	MLB	Dale Meinert
	Taz Anderson	RLB	Bill Koman
FL	Bobby Joe Conrad	LCB	Pat Fischer
QB	Charley Johnson	RCB	Jimmy Hill
FB	Joe Childress	LS	Jerry Stovall
RB	Bill Triplett		Billy Stacy
K	Jim Bakken	RS	Larry Wilson
		P	Jim Bakken

### TEAM STATISTICS

	Cards	Opp.
<b>Total First Downs</b>	<b>254</b>	<b>235</b>
Rushing	105	105
Passing	134	107
Penalty	15	23
<b>Total Net Yards</b>	<b>4,870</b>	<b>3,954</b>
Avg. Per Game	347.9	282.4
Total Plays	901	872
Avg. Per Play	5.4	4.5
<b>Net Yards Rushing</b>	<b>1,839</b>	<b>1,802</b>
Avg. Per Game	131.4	128.7
Total Rushes	423	461
<b>Net Yards Passing</b>	<b>3,031</b>	<b>2,152</b>
Avg. Per Game	216.5	153.7
Sacked/Yards Lost	40/372	41/364
Gross Yards	3,403	2,516
Att./Comp./Pct.	438/228/52.1	370/180/48.6
Had Intercepted	21	18
<b>Punts/Average</b>	<b>65/40.7</b>	<b>74/40.1</b>
<b>Penalties/Yards</b>	<b>69/692</b>	<b>53/581</b>
<b>Fumbles/Lost</b>	<b>29/18</b>	<b>32/18</b>
<b>Touchdowns</b>	<b>44</b>	<b>34</b>
Rushing	10	19
Passing	30	13
Returns	4	2

### NOTES

Bolstered by an exceptional draft, the Cardinals finish 9-5, their best record since 1948 ... eight draftees—end **Don Brumm**, linebacker **Dave Meggsey**, tackle **Bob Reynolds**, defensive tackle **Sam Silas**, tight end **Jackie Smith**, linebacker **Larry Stallings**, defensive back **Jerry Stovall**, and running back **Bill Thornton**—become multi-year starters ... flanker **Bobby Joe Conrad** catches club-record 73 passes for 967 yards with 10 touchdowns ... quarterback **Charley Johnson** sets four team single-season passing marks—attempts (423), completions (222), yardage (3,280) and touchdowns (28, still a club record tied by **Neil Lomax** in 1984) ... ground broken for a multi-purpose stadium in St. Louis.





## 1964 (9-3-2)

### HEAD COACH WALLY LEMM

Sept. 12	At Dallas	W	16-6	36,605
Sept. 20	At Cleveland	T	33-33	76,954
Sept. 27	At San Francisco	W	23-13	30,969
Oct. 4	At Washington	W	23-17	49,219
Oct. 12*	At Baltimore	L	27-47	60,213
Oct. 18	Washington	W	38-24	23,748
Oct. 25	Dallas	L	13-31	28,253
Nov. 1	At N.Y. Giants	L	17-34	63,072
Nov. 8	Pittsburgh	W	34-30	28,245
Nov. 15	N.Y. Giants	T	10-10	29,608
Nov. 22	At Philadelphia	W	38-13	60,671
Nov. 29	At Pittsburgh	W	21-20	27,807
Dec. 6	Cleveland	W	28-19	31,585
Dec. 13	Philadelphia	W	36-34	24,636

Home: 4-4-1 (166,075). Away: 5-2-1 (405,510). 357-331

### Non-Advancing Playoff Bowl between second-place teams

Jan. 3	Vs. Green Bay (At Miami)	W	24-17	56,218
--------	--------------------------	---	-------	--------

\*Scheduling conflict with St. Louis baseball Cardinals' participation in the 1964 World Series moves home game to Baltimore.

## USUAL STARTING LINEUP

Offense	Defense
<b>LE</b> ..... Sonny Randle	<b>LE</b> ..... Joe Robb
..... Billy Gambrell	<b>LT</b> ..... Sam Silas
<b>LT</b> ..... Bob Reynolds	<b>RT</b> ..... Luke Owens
<b>LG</b> ..... Irv Goode	<b>RE</b> ..... Don Brumm
<b>C</b> ..... Bob DeMarco	<b>LLB</b> ..... Larry Stallings
<b>RG</b> ..... Ken Gray	..... Mal Hammack
<b>RT</b> ..... Ernie McMillan	<b>MLB</b> ..... Dale Meinert
<b>TE</b> ..... Taz Anderson	<b>RLB</b> ..... Bill Koman
..... Jackie Smith	<b>LCB</b> ..... Pat Fischer
<b>FL</b> ..... Bobby Joe Conrad	<b>RCB</b> ..... Jim Burson
<b>QB</b> ..... Charley Johnson	..... Jimmy Hill
<b>RB</b> ..... John David Crow	<b>LS</b> ..... Jerry Stovall
..... Prentice Gautt	<b>RS</b> ..... Larry Wilson
..... Joe Childress	<b>P</b> ..... Jackie Smith
<b>K</b> ..... Jim Bakken	

## TEAM STATISTICS

	Cards	Opp.
<b>Total First Downs</b> .....	<b>275</b>	<b>235</b>
Rushing	95	96
Passing	152	128
Penalty	28	11
<b>Total Net Yards</b> .....	<b>4,517</b>	<b>4,292</b>
Avg. Per Game	322.6	306.6
Total Plays	915	845
Avg. Per Play	4.9	5.1
<b>Net Yards Rushing</b> .....	<b>1,770</b>	<b>1,809</b>
Avg. Per Game	126.4	129.2
Total Rushes	456	414
<b>Net Yards Passing</b> .....	<b>2,747</b>	<b>2,483</b>
Avg. Per Game	196.2	177.4
Sacked/Yards Lost	37/298	42/356
Gross Yards	3,045	2,839
Att./Comp./Pct.	422/223/52.8	390/194/49.7
Had Intercepted	24	25
<b>Punts/Average</b> .....	<b>56/40.9</b>	<b>67/43.5</b>
<b>Penalties/Yards</b> .....	<b>64/579</b>	<b>71/695</b>
<b>Fumbles/Lost</b> .....	<b>29/16</b>	<b>24/14</b>
<b>Touchdowns</b> .....	<b>40</b>	<b>36</b>
Rushing	12	13
Passing	21	21
Returns	7	2

## NOTES

Cards spurn overture from Atlanta to relocate to the South with promise of a new stadium ... Cards improve to 9-3-2 record, second in NFL's Eastern Conference to eventual NFL champion Cleveland's 10-3-1 mark ... Cards gain tie and victory, however, against Browns during regular-season play ... cornerback **Pat Fischer** earns all-pro honors with 10 interceptions, second in the league ... quarterback **Charley Johnson** finishes season throwing a touchdown pass in 11 consecutive games and pushes the streak to 16 straight in 1965 ... Cards defeat Green Bay 24-17 at Miami in non-advancing Playoff Bowl between second-place finishers in each conference ... World Series conflict with baseball Cardinals moves Oct. 12 home game vs. Colts to Baltimore.

## 1965 (5-9)

### HEAD COACH WALLY LEMM

Sept. 19	At Philadelphia	L	27-34	54,260
Sept. 26	At Cleveland	W	49-13	80,161
Oct. 4	Dallas	W	20-13	32,034
Oct. 10	At Washington	W	37-16	50,205
Oct. 17	At Pittsburgh	W	20-7	31,085
Oct. 24	Washington	L	20-24	32,228
Oct. 31	At N.Y. Giants	L	10-14	62,807
Nov. 7	Pittsburgh	W	21-17	31,899
Nov. 14	At Chicago	L	13-34	45,663
Nov. 21	N.Y. Giants	L	15-28	31,704
Nov. 28	Philadelphia	L	24-28	28,706
Dec. 5	L.A. Rams	L	3-27	27,943
Dec. 11	At Dallas	L	13-27	38,499
Dec. 19	Cleveland	L	24-27	29,348

Home: 2-5 (213,862). Away: 3-4 (393,680). 296-309

## USUAL STARTING LINEUP

Offense	Defense
<b>LE</b> ..... Sonny Randle	<b>LE</b> ..... Joe Robb
<b>LT</b> ..... Bob Reynolds	<b>LT</b> ..... Sam Silas
<b>LG</b> ..... Irv Goode	<b>RT</b> ..... Luke Owens
<b>C</b> ..... Bob DeMarco	<b>RE</b> ..... Don Brumm
<b>RG</b> ..... Ken Gray	<b>LLB</b> ..... Larry Stallings
<b>RT</b> ..... Ernie McMillan	..... Mal Hammack
<b>TE</b> ..... Jackie Smith	<b>MLB</b> ..... Dale Meinert
<b>FL</b> ..... Bobby Joe Conrad	<b>RLB</b> ..... Bill Koman
<b>QB</b> ..... Charley Johnson	<b>LCB</b> ..... Pat Fischer
<b>RB</b> ..... Bill Triplett	<b>RCB</b> ..... Jim Burson
..... Willis Crenshaw	..... Jerry Stovall
..... Joe Childress	<b>LS</b> ..... Jerry Stovall
<b>K</b> ..... Jim Bakken	<b>RS</b> ..... Larry Wilson
	..... Jackie Smith

## TEAM STATISTICS

	Cards	Opp.
<b>Total First Downs</b> .....	<b>251</b>	<b>238</b>
Rushing	90	89
Passing	143	133
Penalty	18	16
<b>Total Net Yards</b> .....	<b>4,562</b>	<b>4,297</b>
Avg. Per Game	325.9	306.9
Total Plays	909	852
Avg. Per Play	5.0	5.0
<b>Net Yards Rushing</b> .....	<b>1,619</b>	<b>1,813</b>
Avg. Per Game	115.6	129.5
Total Rushes	431	433
<b>Net Yards Passing</b> .....	<b>2,943</b>	<b>2,484</b>
Avg. Per Game	210.2	177.4
Sacked/Yards Lost	30/279	39/342
Gross Yards	3,222	2,826
Att./Comp./Pct.	448/221/49.3	380/184/48.4
Had Intercepted	25	17
<b>Punts/Average</b> .....	<b>67/40.4</b>	<b>65/43.3</b>
<b>Penalties/Yards</b> .....	<b>45/458</b>	<b>70/760</b>
<b>Fumbles/Lost</b> .....	<b>15/7</b>	<b>29/15</b>
<b>Touchdowns</b> .....	<b>33</b>	<b>37</b>
Rushing	10	12
Passing	20	24
Returns	3	1

## NOTES

Alabama All-America quarterback **Joe Namath** is Cards' first-round draft pick, but the flashy passer opts to sign with rival AFL's New York Jets ... Cards win four of first five games, but injuries to quarterback **Charley Johnson**, starting running backs **Prentice Gautt** and **Joe Childress**, and defensive backs **Larry Wilson** and **Larry Stovall** take a toll and the team slides to 5-9 ... Wilson sets team mark with 96-yard interception return for a touchdown vs. Cleveland on Dec. 19 ... a few weeks earlier, with casts on both hands, Wilson intercepts a **Bill Nelsen** pass against Pittsburgh on Nov. 7 ... **Wally Lemm** announces after the final game he will not return as head coach.



## 1966 (8-5-1)

### HEAD COACH CHARLEY WINNER

Sept. 11	Philadelphia	W	16-13	39,065
Sept. 18	Washington	W	23-7	40,198
Sept. 25	At Cleveland	W	34-28	74,814
Oct. 2	At Philadelphia	W	41-10	59,305
Oct. 9	N.Y. Giants	W	24-19	43,893
Oct. 16	Dallas	T	10-10	50,673
Oct. 23	At Washington	L	20-26	50,154
Oct. 31	Chicago	W	24-17	49,516
Nov. 6	At N.Y. Giants	W	20-17	62,967
Nov. 13	At Pittsburgh	L	9-30	28,552
Nov. 27	Pittsburgh	W	6-3	46,099
Dec. 4	At Dallas	L	17-31	76,965
Dec. 11	At Atlanta	L	10-16	57,169
Dec. 17	Cleveland	L	10-38	47,721

Home: 5-1-1 (317,166). Away: 3-4 (409,926). 264-265

### USUAL STARTING LINEUP

<b>Offense</b>	<b>Defense</b>
WR ..... Sonny Randle	LE ..... Joe Robb
LT ..... Bob Reynolds	LT ..... Sam Silas
LG ..... Irv Goode	RT ..... Chuck Walker
Rick Sortun	RE ..... Don Brumm
C ..... Bob DeMarco	LLB ..... Larry Stallings
Irv Goode	MLB ..... Dale Meinert
RG ..... Ken Gray	RLB ..... Bill Koman
Rick Sortun	LCB ..... Jim Burson
RT ..... Ernie McMillan	Pat Fischer
TE ..... Jackie Smith	RCB ..... Abe Woodson
FL ..... Bobby Joe Conrad	Jim Burson
QB ..... Charley Johnson	LS ..... Jerry Stovall
Terry Nofsinger	RS ..... Larry Wilson
RB ..... Johnny Roland	P ..... Jackie Smith
FB ..... Willis Crenshaw	
Prentice Gault	
K ..... Jim Bakken	

### TEAM STATISTICS

	<b>Cards</b>	<b>Opp.</b>
<b>Total First Downs</b> .....	<b>212</b>	<b>209</b>
Rushing	88	68
Passing	108	109
Penalty	16	32
<b>Total Net Yards</b> .....	<b>3,541</b>	<b>3,492</b>
Avg. Per Game	252.9	249.4
Total Plays	882	872
Avg. Per Play	4.0	4.0
<b>Net Yards Rushing</b> .....	<b>1,601</b>	<b>1,192</b>
Avg. Per Game	114.4	85.1
Total Rushes	458	377
<b>Net Yards Passing</b> .....	<b>1,940</b>	<b>2,300</b>
Avg. Per Game	138.6	164.3
Sacked/Yards Lost	38/352	52/433
Gross Yards	2,292	2,733
Att./Comp./Pct.	386/180/46.6	443/18742.2
Had Intercepted	19	21
<b>Punts/Average</b> .....	<b>81/35.1</b>	<b>85/41.3</b>
<b>Penalties/Yards</b> .....	<b>67/586</b>	<b>83/761</b>
<b>Fumbles/Lost</b> .....	<b>26/18</b>	<b>20/10</b>
<b>Touchdowns</b> .....	<b>28</b>	<b>28</b>
Rushing	10	10
Passing	13	16
Returns	5	2

### NOTES

**Charley Winner** named head coach ... team begins play in newly-opened Busch Memorial Stadium, featuring artificial turf and a seating capacity of 51,392 ... record crowd of 50,673 views 10-10 tie with Dallas on Oct. 16, an attendance mark that would stand for four seasons ... Cards begin season 7-1-1, but another injury to quarterback **Charley Johnson**, and subsequent injuries to wide receiver **Sonny Randle**, cornerback **Pat Fischer**, and offensive linemen **Bob DeMarco**, **Ken Gray**, and **Irv Goode** result in 8-5-1 mark ... safety **Larry Wilson** leads NFL with 10 interceptions and ties another mark with thefts in seven consecutive games ... Cardinals score just 52 points in final five games ... Cards are victims of Atlanta's first home victory as a new franchise, a 16-10 Falcon win Dec. 11.

## 1967 (6-7-1)

### HEAD COACH CHARLEY WINNER

Sept. 17	N.Y. Giants	L	20-37	40,801
Sept. 24	At Pittsburgh	W	28-14	45,579
Oct. 1	Detroit	W	38-28	43,821
Oct. 8	At Minnesota	W	34-24	40,017
Oct. 15	At Cleveland	L	16-20	77,813
Oct. 22	Philadelphia	W	48-14	46,562
Oct. 30	Green Bay	L	23-31	49,792
Nov. 5	At Washington	W	27-21	50,480
Nov. 12	Pittsburgh	T	14-14	46,994
Nov. 19	At Chicago	L	3-30	47,417
Nov. 23	At Dallas	L	21-46	68,787
Dec. 3	New Orleans	W	31-20	41,171
Dec. 10	Cleveland	L	16-20	47,782
Dec. 17	At N.Y. Giants	L	14-37	62,955

Home: 3-3-1 (316,923). Away: 3-4 (393,048). 333-356

### USUAL STARTING LINEUP

<b>Offense</b>	<b>Defense</b>
WR ..... Billy Gambrell	LE ..... Joe Robb
LT ..... Bob Reynolds	LT ..... Sam Silas
LG ..... Irv Goode	RT ..... Chuck Walker
C ..... Bob DeMarco	RE ..... Don Brumm
RG ..... Ken Gray	Dave Long
RT ..... Ernie McMillan	LLB ..... Larry Stallings
TE ..... Jackie Smith	MLB ..... Dale Meinert
FL ..... Bobby Joe Conrad	RLB ..... Bill Koman
QB ..... Jim Hart	LCB ..... Pat Fischer
Johnny Roland	RCB ..... Jim Burson
Prentice Gault	LS ..... Jerry Stovall
K ..... Jim Bakken	RS ..... Larry Wilson
	P ..... Chuck Latourette

### TEAM STATISTICS

	<b>Cards</b>	<b>Opp.</b>
<b>Total First Downs</b> .....	<b>248</b>	<b>216</b>
Rushing	97	79
Passing	131	117
Penalty	20	20
<b>Total Net Yards</b> .....	<b>4,780</b>	<b>4,185</b>
Avg. Per Game	341.4	298.9
Total Plays	927	807
Avg. Per Play	5.2	5.2
<b>Net Yards Rushing</b> .....	<b>1,839</b>	<b>1,502</b>
Avg. Per Game	131.4	107.3
Total Rushes	472	410
<b>Net Yards Passing</b> .....	<b>2,941</b>	<b>2,683</b>
Avg. Per Game	210.1	191.6
Sacked/Yards Lost	24/229	37/340
Gross Yards	3,170	3,023
Att./Comp./Pct.	431/204/47.3	360/169/46.9
Had Intercepted	35	19
<b>Punts/Average</b> .....	<b>62/40.8</b>	<b>81/39.0</b>
<b>Penalties/Yards</b> .....	<b>65/730</b>	<b>89/782</b>
<b>Fumbles/Lost</b> .....	<b>23/11</b>	<b>19/13</b>
<b>Touchdowns</b> .....	<b>36</b>	<b>46</b>
Rushing	15	13
Passing	20	26
Returns	1	7

### NOTES

NFL expands to 16 teams ... Cards join Century Division of the Eastern Conference with Cleveland, New York, and Pittsburgh ... wide receiver **Sonny Randle** is traded to San Francisco ... quarterback **Charley Johnson** and linebacker **Larry Stallings** are inducted into the Army two days before the first preseason game ... kicker **Jim Bakken** leads NFL with 117 points (most for a kicker) on 27-of-39 field goals and 36-of-36 extra points ... he also sets NFL single-game record with nine field-goal attempts (made seven) vs. Pittsburgh Sept. 24 ... tight end **Jackie Smith** posts 1,205 receiving yards on 56 receptions for club record and impressive 21.5-yard average per catch ... Cards finish 6-7-1 but witness starting debut of former taxi squad free agent from Southern Illinois, quarterback **Jim Hart** ... **John Omohundro**, then an assistant to trainer **Jack Rockwell**, begins a tenure with the Cards that lasted 41 years.



## 1968 (9-4-1)

### HEAD COACH CHARLEY WINNER

Sept. 16	L.A. Rams	L	13-24	49,577
Sept. 22	At San Francisco	L	17-35	27,557
Sept. 29	At New Orleans	W	21-20	79,021
Oct. 6	Dallas	L	10-27	48,296
Oct. 13	At Cleveland	W	27-21	79,349
Oct. 20	Washington	W	41-14	46,456
Oct. 27	New Orleans	W	31-17	45,476
Nov. 3	At Philadelphia	W	45-17	59,208
Nov. 10	Pittsburgh	T	28-28	45,432
Nov. 17	At Baltimore	L	0-27	60,238
Nov. 24	Atlanta	W	17-12	43,246
Dec. 1	At Pittsburgh	W	20-10	22,682
Dec. 8	At N.Y. Giants	W	28-21	62,709
Dec. 14	Cleveland	W	27-16	39,746

Home: 4-2-1 (318,409)    Away: 5-2 (390,764).

### TEAM STATISTICS

	Cards	Opp.
Total First Downs.....	245	238
Rushing	117	90
Passing	107	131
Penalty	21	17
Total Net Yards.....	4183	4419
Avg. Per Game	298.7	315.6
Total Plays	871	866
Avg. Per Play	4.8	5.1
Net Yards Rushing.....	1996	1558
Avg. Per Game	142.6	111.3
Total Rushes	463	423
Net Yards Passing.....	2187	2861
Avg. Per Game	156.2	204.4
Sacked/Yards Lost	23/202	44/400
Gross Yards	2,389	3,261
Att./Comp./Pct.	385/169/43.9	
399/210/52.6		
Had Intercepted	20	13
Punts/Average.....	65/41.6	70/38.1
Penalties/Yards.....	66/708	71/728
Fumbles/Lost.....	24/11	19/8
Touchdowns.....	40	35
Rushing	22	10
Passing	16	23
Returns	2	2

### SCORE BY PERIOD

	Q1	Q2	Q3	Q4	OT	Pts.
Team	47	74	83	121	0	325
Opponents	82	60	93	54	0	289

### SCORING

	TD	R	P	R	PAT	FG	S	Pts.
Bakken	0	0	0	0	40/40	15/24	0	85
Crenshaw	7	6	1	0	0/0	0/0	0	42
Shivers	7	4	3	0	0/0	0/0	0	42
Hart	6	6	0	0	0/0	0/0	0	36
Williams	6	0	6	0	0/0	0/0	0	36
Smith	5	3	2	0	0/0	0/0	0	30
Conrad	4	0	4	0	0/0	0/0	0	24
Roland	2	2	0	0	0/0	0/0	0	12
Brumm	*1	0	0	0	0/0	0/0	0	6
Edwards	1	1	0	0	0/0	0/0	0	6
Latourette	1	0	0	1	0/0	0/0	0	6
Team	40	22	16	1	40/40	15/24	0	325
Opponents	35	10	23	2	34/35	15/30	0	289

\*Includes one fumble recovery for touchdown.

### PASSING

	Att.	Comp.	Yds.	Comp. %	Yds./Att.	TD	TD%	Int.	Int. %	Long	Sack/Lost	Rating
Hart	316	140	2,059	44.3	6.52	15	4.7	18	5.7	80t	-/129	58.4
Johnson	67	29	330	43.3	4.93	1	1.5	1	1.5	30	-/64	57.4
Roland	1	0	0	0.0	0.0	0	0.0	0	0.0	0	-/0	39.5
Latourette	1	0	0	0.0	0.0	0	0.0	0	0.0	0	-/0	39.5
Team	385	169	2,389	43.9	6.21	16	4.1	19	4.9	80t	23/202	57.8
Opponents	399	210	3,261	52.6	8.17	23	5.7	13	3.2	85t	44/400	58.6

### RUSHING

	No.	Yds.	Avg.	Long	TD
Crenshaw	203	813	4.0	66t	6
Roland	121	455	3.8	45	2
Edwards	31	214	6.9	42	1
Shivers	44	184	4.2	42t	4
Smith	12	163	13.6	37	3
Lane	23	74	3.2	11	0
Williams	3	47	15.7	43	0
Hart	19	20	1.1	3	6
Latourette	1	15	15.0	15	0
Wilson	1	12	12.0	12	0
Johnson	5	-1	0	2	0
Team	463	1,996	4.3	66t	22
Opponents	423	1,558	3.7	—	10

### RECEIVING

	No.	Yds.	Avg.	Long	TD
Smith	49	789	16.1	65t	2
Williams	43	682	15.9	71t	6
B. Joe Conrad	32	449	14.0	80t	4
Crenshaw	23	232	10.1	42	1
Shivers	9	103	11.4	40t	3
Roland	8	97	12.1	40	0
Daanen	4	35	8.8	15	0
Edwards	1	2	2.0	2	0
Team	169	2,389	14.1	80t	16
Opponents	210	3,261	15.6	—	23

### INTERCEPTIONS

	No.	Yds.	Avg.	Long	TD
Wilson	4	14	3.5	8	0
Sanders	3	6	2.0	6	0
Rivers	2	22	11.0	14	0
Atkins	2	0	0.0	0	0
Clark	1	15	15.0	15	0
Keys	1	8	8.0	8	0
Team	13	65	5.0	15	0
Opponents	20	173	8.7	32	0

### PUNT RETURNS

	Ret.	FC	Yds.	Avg.	Long	TD
Latourette	28	11	*345	12.3	86t	1
Roland	2	9	11	5.5	8	0
Wilson	0	1	0	0.0	0	0
Team	30	21	356	11.9	86t	1
Opponents	36	—	266	7.4	—	1

\*Team record

### KICKOFF RETURNS

	No.	Yds.	Avg.	Long	TD
Latourette	**46	**1,237	26.9	75	0
Crenshaw	6	104	17.3	25	0
Shivers	3	63	21.0	23	0
Long	1	0	0.0	0	0
Team	56	1,404	25.1	75	0
Opponents	56	1,303	23.3	94	—

\*\*NFL and team record

### PUNTING

	No.	Yds.	Avg.	Lg	Blk.
Latourette	65	2,701	41.6	55	0
Team	65	2,701	41.6	55	0
Opponents	70	2,668	38.1	—	—

### FIELD GOALS

	1-19	20-29	30-39	40-49	50+
Bakken	2-2	7-7	3-6	3-8	0-1
Team	2-2	7-7	3-6	3-8	0-1
Opponents	5-5	4-7	3-10	1-8	2-3

### USUAL STARTING LINEUP

Offense	Defense
WR..... Dave Williams	LE..... Don Brumm
LT..... Bob Reynolds	LT..... Fred Heron
LG..... Irv Goode	RT..... Bob Rowe
C..... Bob DeMarco	RE..... Chuck Walker
RG..... Ken Gray	RLB... Larry Stallings
RT..... Ernie McMillan	Ernie Clark
TE..... Jackie Smith	MLB..... Jamie Rolino
FL... Bobby Joe Conrad	Mike Stratford
QB..... Jim Hart	RLB... Dave Meggsey
RB... Johnny Roland	LCB... Robert Atkins
Willis Crenshaw	RCB... Lonnie Sanders
K..... Jim Bakken	LS..... Mike Barnes
	Jerry Stovall
	RS..... Larry Wilson
	P...Chuck Latourette

### NOTES

After a 1-3 start, Cards roll to 8-1-1 mark in the final 10 contests to finish 9-4-1 ... punter/defensive back **Chuck Latourette** sets NFL mark with 46 kickoff returns for 1,237 yards ... Cards' 22 rushing touchdowns most since 1949 ... Cards send nine players to the Pro Bowl, including four of the five starting offensive linemen—center **Bob DeMarco**, guards **Irv Goode** and **Ken Gray**, and tackle **Ernie McMillan** ... the fifth lineman—tackle **Bob Reynolds**—is named in '67 and again in '69 ... tight end **Jackie Smith**, in addition to catching 49 passes for a 16.1-yard average, perfects the end-around play, averaging 13.6 yards on 12 carries (163 yards) with three touchdowns (36, 34, 11 yards).

### FINAL NFC CENTURY STANDINGS

Team	W	L	T	Pts.	OP
Cleveland	10	4	0	.714	394 273
St. Louis	9	4	1	.692	325 289
New Orleans	4	9	1	.308	246 327
Pittsburgh	2	11	1	.154	244 397



## 1969 (4-9-1)

### HEAD COACH CHARLEY WINNER

Sept. 21 At Dallas	L	3-24	62,134
Sept. 28 Chicago	W	20-17	50,039
Oct. 5 At Pittsburgh	W	27-14	45,011
Oct. 12 At Washington	L	17-33	50,481
Oct. 19 Minnesota	L	10-27	49,430
Oct. 26 At Cleveland	T	21-21	81,186
Nov. 2 New Orleans	L	42-51	46,718
Nov. 9 N.Y. Giants	W	42-17	49,194
Nov. 16 At Detroit	L	0-20	51,749
Nov. 23 Philadelphia	L	30-34	45,512
Nov. 30 Pittsburgh	W	47-10	43,721
Dec. 7 At N.Y. Giants	L	6-49	62,973
Dec. 14 Cleveland	L	21-27	44,924
Dec. 21 At Green Bay	L	28-45	50,861

314-389

Home: 3-4 (329,538). Away: 1-5-1 (404,395).

## TEAM STATISTICS

	Cards	Opp.
Total First Downs.....	224	289
Rushing	83	83
Passing	125	185
Penalty	16	21
Total Net Yards.....	4185	5176
Avg. Per Game	298.9	369.7
Total Plays	833	936
Avg. Per Play	5.0	5.5
Net Yards Rushing.....	1446	1644
Avg. Per Game	103.2	117.4
Total Rushes	382	438
Net Yards Passing.....	2739	3532
Avg. Per Game	195.6	252.2
Sacked/Yards Lost	21/201	33/220
Gross Yards	2,940	3,750
Att./Comp./Pct.	430/216/50.2465/260/55.9	
Had Intercepted	25	15
Punts/Average.....	73/37.6	67/40.4
Penalties/Yards.....	72/765	71/773
Fumbles/Lost.....	24/10	19/12
Touchdowns.....	40	48
Rushing	17	10
Passing	19	38
Returns	4	0

## SCORE BY PERIOD

	Q1	Q2	Q3	Q4	OT	Pts.
Team	83	53	49	129	0	314
Opponents	73	106	118	92	0	389

## SCORING

	TD	R	P	R	PAT	FG	S	Pts.
Bakken	0	0	0	0	38/40	12/24	0	74
Gilliam	10	0	9	1	0/0	0/0	0	60
Williams	7	0	7	0	0/0	0/0	0	42
Roland	6	5	1	0	0/0	0/0	0	36
Crenshaw	3	3	0	0	0/0	0/0	0	18
Edwards	3	3	0	0	0/0	0/0	0	18
Shivers	3	2	1	0	0/0	0/0	0	18
Hart	2	2	0	0	0/0	0/0	0	12
Johnson	1	1	0	0	0/0	0/0	0	6
Lane	1	1	0	0	0/0	0/0	0	6
Rowe	1	0	1	0	0/0	0/0	0	6
Smith	1	0	1	0	0/0	0/0	0	6
Stallings	1	0	0	1	0/0	0/0	0	6
Wilson	1	0	0	1	0/0	0/0	0	6
Team	40	17	19	4	38/40	12/24	0	314
Opponents	48	10	38	0	47/48	13/30	0	389

## PASSING

	Att.	Comp.	Yds.	Comp. %	Yds./Att.	TD	TD%	Int.	Int. %	Long	Sack/Lost	Rating
Johnson	260	131	1,847	50.4	7.10	13	5.0	13	5.0	84t	11/101	69.5
Hart	169	84	1,086	49.7	6.43	6	3.5	12	7.1	60t	10/100	52.4
Hill	1	1	7	100.0	7.00	0	0.0	0	0.0	7	0/0	95.8
Team	430	216	2,940	50.2	6.84	19	4.2	25	5.8	84t	21/201	62.2
Opponents	465	216	3,752	55.9	8.07	38	8.2	15	3.2	82t	33/220	96.3

## RUSHING

	No.	Yds.	Avg.	Long	TD
Edwards	107	504	4.7	48	3
Roland	138	498	3.6	21	5
Crenshaw	55	172	3.1	26t	3
Shivers	27	115	4.3	15	2
Lane	25	93	3.7	13	1
Johnson	17	51	3.0	15	1
Hart	7	16	2.3	10	2
Williams	1	1	1.0	1	0
Smith	4	0	0	9	0
Gilliam	1	-4	0	0	0
Team	382	1,446	3.8	48	17
Opponents	438	1,644	3.8	54	10

## RECEIVING

	No.	Yds.	Avg.	Long	TD
Williams	56	702	12.5	61	7
Gilliam	52	997	19.2	84t	9
Smith	43	561	13.1	34	1
Edwards	23	309	13.4	37	0
Roland	12	136	11.3	23	1
Crenshaw	11	94	8.5	31	0
Lane	9	61	6.8	14	0
Shivers	7	61	8.7	26	1
Daanen	2	12	6.0	7	0
Brown	1	7	7.0	7	0
Team	216	2,940	13.6	84t	19
Opponents	260	3,752	13.1	82t	38

## INTERCEPTIONS

	No.	Yds.	Avg.	Long	TD
Atkins	3	74	24.7	42	0
Wehrli	3	44	14.7	44	0
Wright	2	41	20.5	21	0
Rowe	2	19	9.5	18t	1
Wilson	2	15	7.5	15	0
Stovall	1	28	28.0	28	0
Brown	1	21	21.0	21	0
Rosema	1	3	3.0	3	0
Team	15	245	16.3	44	1
Opponents	25	202	8.0	48	0

## PUNT RETURNS

	Ret.	FC	Yds.	Avg.	Long	TD
R. Wehrli	13	4	65	5.0	25	0
J. Roland	10	4	53	5.3	8	0
R. Shivers	9	2	44	4.9	9	0
T. Brown	6	1	39	6.5	35	0
Team	38	11	201	5.3	35	0
Opponents	35	18	158	4.5	30	0

## KICKOFF RETURNS

	No.	Yds.	Avg.	Long	TD
Lane	20	523	26.2	69	0
Brown	15	320	21.3	28	0
Gilliam	11	339	30.8	100t	1
Shivers	10	205	20.5	35	0
Wehrli	1	18	18.0	18	0
Wilson	4	66	16.5	24	0
Crenshaw	4	34	8.5	18	0
Olerich	2	2	2.0	2	0
Team	67	1,507	22.5	100t	1
Opponents	49	1,007	20.5	86	0

## PUNTING

	No.	Yds.	Avg.	Lg	Blk.
Hill	73	2,746	37.6	57	1
Team	73	2,746	37.6	57	1
Opponents	67	2,710	40.4	66	1

## FIELD GOALS

	1-19	20-29	30-39	40-49	50+
Bakken	2-2	4-8	3-4	3-7	0-3
Team	2-2	4-8	3-4	3-7	0-3
Opponents	5-	7-	3-	3-	0-

## USUAL STARTING LINEUP

Offense	Defense
WR.....Dave Williams	LE.....Rolf Krueger
LT.....Bob Reynolds	LT.....Fred Heron
LG.....Irv Goode	RT.....Bob Rowe
C.....Bob DeMarco	RE.....Chuck Walker
RG.....Ken Gray	LLB...Larry Stallings
RT.....Ernie McMillan	MLB...Jamie Rivers
TE.....Jackie Smith	Chip Healy
WR.....John Gilliam	RLB..Rocky Rosema
QB..Charley Johnson	Dave Meggyssey
Jim Hart	LCB....Roger Wehrli
RB...Johnny Roland	RCB....Nate Wright
Cid Edwards	Robert Atkins
Willis Crenshaw	LS.....Jerry Stovall
K.....Jim Bakken	RS.....Larry Wilson
	P.....King Hill

## NOTES

Injuries decimate the team as 11 players undergo surgery ... Cards limp to 4-9-1 mark as offense manages just 193 points, fewest since 1954 (183) ... defense is particularly hobbled by injuries, allowing team-record 389 points that will stand for 15 seasons ... safety **Larry Wilson** sets team mark with 88-yard fumble return for a touchdown at Green Bay Dec. 21 that stands until 2000 ... Cards and Saints combine for NFL-record 12 touchdown passes in 51-42 New Orleans victory in Busch Stadium Nov. 2 ... the combined 93 points is just 10 shy of the all-time NFL combined single-game scoring mark as quarterbacks **Charley Johnson** (Cardinals) and **Billy Kilmer** (Saints) each toss six touchdown passes to set Cards individual and opponent marks.

## FINAL NFC CENTURY STANDINGS

Team	W	L	T	Pct.	Pts.	OP
Cleveland	10	3	1	.769	351	300
N.Y. Giants	6	8	0	.429	264	298
St. Louis	4	9	1	.308	314	389
Pittsburgh	1	13	0	.071	218	404







# ARIZONA CARDINALS

## 1971 (4-9-1)

### HEAD COACH BOB HOLLWAY

Sept. 19	Washington	L	17-24	46,805
Sept. 27	N.Y. Jets	W	17-10	50,358
Oct. 3	N.Y. Giants	L	20-21	49,571
Oct. 10	At Atlanta	W	26-9	58,850
Oct. 17	At Washington	L	0-20	53,041
Oct. 24	San Francisco	L	14-26	50,419
Oct. 31	At Buffalo	W	28-23	40,040
Nov. 7	Dallas	L	13-16	50,486
Nov. 15	At San Diego	L	17-20	46,484
Nov. 21	Philadelphia	L	20-37	48,658
Nov. 28	At N.Y. Giants	W	24-7	62,878
Dec. 5	Green Bay	T	16-16	50,443
Dec. 12	At Philadelphia	L	7-19	65,358
Dec. 18	At Dallas	L	12-31	66,672
			231-279	

Home: 1-5-1 (346,740). Away: 3-4 (393,325).

## TEAM STATISTICS

	Cards	Opp.
<b>Total First Downs</b> .....	<b>212</b>	<b>244</b>
Rushing	86	109
Passing	109	120
Penalty	17	15
<b>Total Net Yards</b> .....	<b>4001</b>	<b>4365</b>
Avg. Per Game	285.5	311.8
Total Plays	821	881
Avg. Per Play	4.9	5.0
<b>Net Yards Rushing</b> .....	<b>1530</b>	<b>1985</b>
Avg. Per Game	109.3	141.8
Total Rushes	417	486
<b>Net Yards Passing</b> .....	<b>2471</b>	<b>2380</b>
Avg. Per Game	176.5	170.0
Sacked/Yards Lost	19/185	20/166
Gross Yards	2,656	2,546
Att./Comp./Pct.	385/170/44.2	375/212/56.5
Had Intercepted	26	17
<b>Punts/Average</b> .....	<b>61/38.8</b>	<b>58/40.4</b>
<b>Penalties/Yards</b> .....	<b>66/643</b>	<b>79/831</b>
<b>Fumbles/Lost</b> .....	<b>35/20</b>	<b>28/16</b>
<b>Touchdowns</b> .....	<b>24</b>	<b>29</b>
Rushing	8	10
Passing	14	12
Returns	2	7

## SCORE BY PERIOD

	Q1	Q2	Q3	Q4	OT	Pts.
Team	54	89	37	51	0	231
Opponents	61	73	49	96	0	279

## SCORING

	TD	R	P	R	PAT	FG	S Pts.
Bakken	0	0	0	0	24/24	21/32	87
Edwards	4	4	0	0	0/0	0/0	24
Gray	4	0	4	0	0/0	0/0	24
Smith	4	0	4	0	0/0	0/0	24
Gilliam	3	0	3	0	0/0	0/0	18
Lane	3	3	0	0	0/0	0/0	18
McFarland	2	0	2	0	0/0	0/0	12
Hoey	1	0	0	1	0/0	0/0	6
Shivers	1	1	0	0	0/0	0/0	6
Stallings	1	0	0	1	0/0	0/0	6
Williams	1	0	1	0	0/0	0/0	6
<b>Team</b>	<b>24</b>	<b>8</b>	<b>14</b>	<b>2</b>	<b>24/24</b>	<b>21/32</b>	<b>20231</b>
<b>Opponents</b>	<b>29</b>	<b>10</b>	<b>12</b>	<b>7</b>	<b>28/29</b>	<b>25/39</b>	<b>1</b>

\*Includes safety.

## PASSING

	Att.	Comp.	Yds.	Comp. %	Yds./Att.	TD	TD%	Int.	Int. %	Long	Sack/Lost	Rating
Hart	243	110	1,626	45.2	6.69	8	3.2	14	5.7	57t	13/139	54.5
Beathard	141	60	1,030	42.5	7.30	6	4.2	12	8.5	80t	6/46	46.5
Shivers	1	0	0	0.0	0.00	0	0.0	0	0.0	0	0/0	39.5
<b>Team</b>	<b>385</b>	<b>170</b>	<b>2,656</b>	<b>44.1</b>	<b>6.90</b>	<b>14</b>	<b>3.6</b>	<b>26</b>	<b>6.7</b>	<b>80t</b>	<b>19/185</b>	<b>51.6</b>
<b>Opponents</b>	<b>375</b>	<b>212</b>	<b>2,546</b>	<b>56.5</b>	<b>6.79</b>	<b>12</b>	<b>3.2</b>	<b>17</b>	<b>4.5</b>	<b>69t</b>	<b>20/166</b>	<b>69.4</b>

## RUSHING

	No.	Yds.	Avg.	Long	TD
Lane	150	592	3.9	40t	3
Edwards	108	316	2.9	14	4
Roland	78	278	3.6	16	0
Shivers	55	202	3.7	10	1
Gray	2	56	28.0	38	0
Beathard	4	29	7.3	15	0
Latourette	3	19	6.3	20	0
Gilliam	2	16	8.0	12	0
Smith	1	10	10.0	10	0
Hart	13	9	0.7	3	0
White	1	3	3.0	3	0
<b>Team</b>	<b>417</b>	<b>1,530</b>	<b>3.7</b>	<b>40t</b>	<b>8</b>
<b>Opponents</b>	<b>486</b>	<b>1,985</b>	<b>4.1</b>	<b>53t</b>	<b>10</b>

## RECEIVING

	No.	Yds.	Avg.	Long	TD
Gilliam	42	837	19.9	54	3
Lane	29	298	10.3	34	0
Smith	21	379	18.0	61t	4
Gray	18	534	29.7	80t	4
Roland	15	108	7.2	15	0
Williams	12	182	15.2	37	1
Edwards	12	122	10.2	38	0
Shivers	10	76	7.6	19	0
McFarland	5	54	10.8	21	2
Hyatt	4	58	14.5	30	0
Stegent	1	12	12.0	12	0
Reynolds	1	-4	0.0	0	0
<b>Team</b>	<b>170</b>	<b>2,656</b>	<b>15.6</b>	<b>80t</b>	<b>14</b>
<b>Opponents</b>	<b>212</b>	<b>2,546</b>	<b>12.0</b>	<b>69t</b>	<b>12</b>

## INTERCEPTIONS

	No.	Yds.	Avg.	Long	TD
Wilson	4	46	11.5	23	0
Thompson	4	45	11.3	25	0
Stovall	2	20	10.0	20	0
Farr	2	13	6.5	13	0
Wehrli	2	11	5.5	6	0
Stallings	1	26	26.0	26t	1
McGill	1	19	19.0	19	0
Hackbart	1	11	11.0	11	0
<b>Team</b>	<b>17</b>	<b>191</b>	<b>11.2</b>	<b>26t</b>	<b>1</b>
<b>Opponents</b>	<b>26</b>	<b>358</b>	<b>13.6</b>	<b>44</b>	<b>0</b>

## PUNT RETURNS

	Ret.	FC	Yds.	Avg.	Long	TD
Wehrli	9	3	84	9.3	34	0
Willingham	10	9	84	8.4	19	0
Thompson	5	1	27	5.4	11	0
Roland	3	3	10	3.3	8	0
Gilliam	1	0	21	21.0	21	0
Stallings	1	0	8	8.0	8	0
Dickson	1	0	0	0.0	0	0
<b>Team</b>	<b>30</b>	<b>16</b>	<b>234</b>	<b>7.8</b>	<b>34</b>	<b>0</b>
<b>Opponents</b>	<b>24</b>	<b>21</b>	<b>160</b>	<b>6.7</b>	<b>61t</b>	<b>1</b>

## KICKOFF RETURNS

	No.	Yds.	Avg.	Long	TD
Gray	30	740	24.7	65	0
Hoey	9	251	27.9	103t	1
Thompson	7	182	26.0	45	0
Willingham	6	125	20.8	56	0
Edwards	2	41	20.5	21	0
Roland	2	24	12.0	17	0
Dierdorf	1	0	0	0	0
Stegent	1	0	0	0	0
<b>Team</b>	<b>58</b>	<b>1,363</b>	<b>23.5</b>	<b>103t</b>	<b>1</b>
<b>Opponents</b>	<b>54</b>	<b>1,318</b>	<b>24.4</b>	<b>93t</b>	<b>1</b>

## PUNTING

	No.	Yds.	Avg.	Long	Bk.
Latourette	56	2,157	38.5	55	1
Bakken	5	207	41.4	44	0
<b>Team</b>	<b>61</b>	<b>2,364</b>	<b>38.8</b>	<b>55</b>	<b>1</b>
<b>Opponents</b>	<b>58</b>	<b>2,343</b>	<b>40.4</b>	<b>58</b>	<b>0</b>

## FIELD GOALS

	1-19	20-29	30-39	40-49	50+
Bakken	5-5	8-13	5-6	3-7	0-1
<b>Team</b>	<b>5-5</b>	<b>8-13</b>	<b>5-6</b>	<b>3-7</b>	<b>0-1</b>
<b>Opponents</b>	<b>7-7</b>	<b>12-15</b>	<b>1-4</b>	<b>4-9</b>	<b>1-4</b>

## USUAL STARTING LINEUP

Offense	Defense
WR... Dave Williams	LE... Ron Yankowski
Mel Gray	LT... Rolf Krueger
LT... Bob Reynolds	Fred Heron
LG... Irv Goode	RT... Bob Rowe
C... Tom Banks	RE... Joe Schmiegel
Wayne Mulligan	Charles Walker
RG... Clyde Williams	LLB... Larry Stallings
Dan Dierdorf	MLB... Jamie Rivers
RT... Ernie McMillan	RLB... Mike McGill
TE... Jackie Smith	Rick Ogle
Jim McFarland	LCB... Miller Farr
WR... John Gilliam	RCB... Roger Wehrli
QB... Jim Hart	Norm Thompson
Pete Beathard	LS... Jerry Stovall
RB... McArthur Lane	Larry Wilson
RB... Johnny Roland	RS... Larry Wilson
Cid Edwards	Roger Wehrli
K... Jim Bakken	P... Chuck Latourette

## NOTES

**Bob Hollway** named head coach ... Cards draft cornerback **Norm Thompson**, offensive lineman **Dan Dierdorf**, and wide receiver **Mel Gray** ... Thompson will start for seven seasons, Dierdorf becomes six-time Pro Bowler and member of Pro Football Hall of Fame, and Gray logs 12 seasons, highlighted by a stretch of receptions in 121 consecutive games from 1973-82 ... Eagles' kicker **Tom Dempsey** sets then Card opponent record with 54-yard field goal Dec. 12 ... Gray completes rookie season with eye-popping averages of 28 yards on two rushing attempts, 29.7 yards on 18 pass receptions with four touchdowns, and 24.7 yards on 30 kickoff returns.

## FINAL NFC EAST

### STANDINGS

Team	W	L	T	Pct.	Pts.	OP
Dallas	11	3	0	.786	406	222
Washington	9	4	1	.692	276	190
Philadelphia	6	7	1	.462	221	302
St. Louis	4	9	1	.308	231	279
N.Y. Giants	4	10	0	.286	228	362



## 1972 (4-9-1)

### HEAD COACH BOB HOLLWAY

Sept. 17	At Baltimore	W	10-3	53,652
Sept. 24	At Washington	L	10-24	53,039
Oct. 1	Pittsburgh	L	19-25	49,140
Oct. 8	At Minnesota	W	19-17	49,687
Oct. 15	Washington	L	3-33	50,454
Oct. 22	At N.Y. Giants	L	21-27	62,566
Oct. 29	Chicago	L	10-27	50,464
Nov. 5	At Philadelphia	T	6-6	65,720
Nov. 12	At Dallas	L	24-33	65,218
Nov. 19	N.Y. Giants	L	7-13	48,014
Nov. 27	At Miami	L	10-31	80,010
Dec. 3	Dallas	L	6-27	49,878
Dec. 10	L.A. Rams	W	24-14	36,873
Dec. 17	Philadelphia	W	24-23	34,872

193-303

Home: 2-5 (319,695). Away: 2-4-1 (430,082).

## TEAM STATISTICS

<b>Total First Downs</b> .....	<b>181</b>	<b>Opp. 276</b>
Rushing	68	119
Passing	102	138
Penalty	11	19
<b>Total Net Yards</b> .....	<b>3267</b>	<b>4739</b>
Avg. Per Game	233.4	338.5
Total Plays	754	935
Avg. Per Play	4.5	5.1
<b>Net Yards Rushing</b> .....	<b>1229</b>	<b>2189</b>
Avg. Per Game	87.8	156.4
Total Rushes	361	548
<b>Net Yards Passing</b> .....	<b>2038</b>	<b>2550</b>
Avg. Per Game	145.6	182.1
Sacked/Yards Lost	30/221	22/183
Gross Yards	2,259	2,733
Att./Comp./Pct.	363/171/47.1	1365/221/60.6
Had Intercepted	23	11
<b>Punts/Average</b> .....	<b>73/39.3</b>	<b>48/39.4</b>
<b>Penalties/Yards</b> .....	<b>64/582</b>	<b>68/645</b>
<b>Fumbles/Lost</b> .....	<b>43/16</b>	<b>31/16</b>
<b>Touchdowns</b> .....	<b>22</b>	<b>31</b>
Rushing	9	11
Passing	11	15
Returns	2	5

## SCORE BY PERIOD

	Q1	Q2	Q3	Q4	OT	Pts.
Team	20	79	56	38	0	193
Opponents	36	92	75	100	0	303

## SCORING

	TD	R	P	R	PAT	FG	S	Pts.
Bakken	0	0	0	0	19/22	14/22	0	61
Anderson	6	4	2	0	0/0	0/0	0	36
Roland	4	2	2	0	0/0	0/0	0	24
Moore	3	0	3	0	0/0	0/0	0	18
Burns	2	2	0	0	0/0	0/0	0	12
Gillette	2	0	2	0	0/0	0/0	0	12
Smith	2	0	2	0	0/0	0/0	0	12
Thompson	2	0	2	0	0/0	0/0	0	12
Hayden	1	1	0	0	0/0	0/0	0	6
Team	22	9	11	2	19/22	14/22	0	193
Opponents	55	31	11	15	31/32	18/130	0	303

## PASSING

	Att.	Comp.	Yds.	Comp. %	Yds./Att.	TD	TD%	Int.	Int. %	Long	Sack/Lost	Rating
Cuozzo	158	69	897	43.7	5.67	5	3.1	11	6.9	68t	13/89	43.6
Hart	119	60	857	50.4	7.20	5	4.2	5	4.2	98	7/56	70.5
Galder	79	40	434	50.6	5.49	1	1.2	7	8.8	71	10/76	34.4
Anderson	3	2	71	66.7	23.66	0	0.0	0	0.0	38	0/0	109.7
Wilson	2	0	0	0.0	0.0	0	0.0	0	0.0	0	0/0	39.6
Smith	2	0	0	0.0	0.0	0	0.0	0	0.0	0	0/0	39.6
Team	363	171	2,259	47.1	6.22	11	3.0	23	6.3	98	30/221	51.0
Opponents	365	221	2,733	60.6	7.48	15	4.1	11	3.0	73t	22/18	84.9

## RUSHING

	No.	Yds.	Avg.	Long	TD
Anderson	153	536	3.5	19	4
Roland	105	414	3.9	18	2
Burns	26	69	2.7	16	2
Moore	9	44	4.9	15	0
Baynham	17	43	2.5	11	0
Smith	5	31	6.2	17	0
Galder	9	28	3.1	16	0
Hart	9	17	2.9	8	0
Woodeshick	5	14	2.8	6	0
Shivers	5	12	2.4	9	0
Hayden	8	11	1.4	5	1
Cuozzo	4	7	1.8	9	0
Butler	6	3	0.5	5	0
Team	361	1,229	3.4	19	9
Opponents	548	2,189	3.8	28	11

## RECEIVING

	No.	Yds.	Avg.	Long	TD
Roland	38	321	8.4	27	2
Gillette	33	550	16.7	65t	2
Moore	29	500	17.2	98	3
Anderson	28	298	10.4	56	2
Smith	26	407	15.7	71	2
Burns	6	24	4.0	12	0
Gray	3	62	20.7	33	0
Hyatt	2	32	16.0	25	0
Shivers	1	20	20.0	20	0
Hayden	1	17	17.0	17	0
Baynham	1	10	10.0	10	0
Butler	1	8	8.0	8	0
Wicks	1	8	8.0	8	0
Woodeshick	1	2	2.0	2	0
Team	171	2,259	13.2	98	11
Opponents	221	2,733	12.4	73t	15

## INTERCEPTIONS

	No.	Yds.	Avg.	Long	TD
Wilson	3	35	13.7	24	0
Farr	3	21	7.0	21	0
McGill	2	28	14.0	26	0
Hackbart	1	22	22.0	22	0
Staggs	1	7	7.0	7	0
Thompson	1	5	5.0	5	0
Team	11	118	10.7	26	0
Opponents	23	289	12.6	41	3

## PUNT RETURNS

	Ret.	FC	Yds.	Avg.	Long	TD
Willingham	9	6	41	4.6	13	0
Wehrlri	5	6	24	4.8	22	0
Gray	2	3	-4	-2.0	0	0
Team	16	15	61	3.8	22	0
Opponents	37	22	144	3.9	18	0

## KICKOFF RETURNS

	No.	Yds.	Avg.	Long	TD
Moore	20	437	21.9	37	0
Gray	17	378	22.2	29	0
Willingham	9	194	21.6	28	0
Butler	4	85	21.2	27	0
Hyatt	1	41	41.0	41	0
Wehrlri	1	10	10.0	10	0
Burns	1	7	7.0	7	0
Team	53	1,152	21.7	41	0
Opponents	40	1,037	25.9	91t	1

## PUNTING

	No.	Yds.	Avg.	Long	Bk.
Anderson	72	2,847	39.5	61	0
Bakken	1	26	26.0	26	0
Team	73	2,873	39.3	61	0
Opponents	48	1,892	39.4	62	2

## FIELD GOALS

	1-19	20-29	30-40	40-50+	
Bakken	4-5	2-4	2-4	6-9	0-0
Team	4-5	2-4	2-4	6-9	0-0
Opponents	7-8	5-7	9-13	6-12	1-6

## USUAL STARTING LINEUP

<b>Offense</b>	<b>Defense</b>
WR..... Bobby Moore	LE..... Don Brumm
LT..... Dan Dierdorf	LT..... John Richardson
LG..... Conrad Dobler	Fred Heron
C..... Tom Banks	RT..... Bob Rowe
Wayne Mulligan	RE..... Ron Yankowski
RG..... Bob Young	Martin Inhof
RT..... Wayne Mulligan	LLB... Larry Stallings
TE..... Jackie Smith	MLB... Mark Arneson
WR... Walker Gillette	RLB..... Terry Miller
QB..... Gary Cuozzo	Jeff Staggs
Tim Van Galder	LCB Norm Thompson
Jim Hart	RCB..... Miller Farr
RB... Donny Anderson	Eric Washington
Johnny Roland	LS..... Roger Wehrlri
FB..... Leon Burns	RS..... Larry Wilson
K..... Jim Bakken	P..... Donny Anderson

## NOTES

William V. Bidwill gains full ownership of the franchise ... assistant coach Chuck Drulis collapses of a heart attack on the team charter airplane returning from a preseason game at Houston ... he is pronounced dead following an emergency landing in Little Rock, Ark. ... safety Larry Wilson doubles as player and assistant coach, then two weeks before the end of the season he announces his retirement after 13 seasons ... quarterback Jim Hart connects with Ahmad Rashad (nee Bobby Moore) for a 98-yard pass play vs. L.A. Rams Dec. 10, the longest non-scoring pass play in NFL history.

## FINAL NFC EAST

### STANDINGS

	Team	W	L	T	Pct.	Pts.	OP
Washington	11	3	0	.786	336	218	
Dallas*	10	4	0	.714	319	240	
N.Y. Giants	8	6	0	.571	331	247	
St. Louis	4	9	1	.321	193	303	
Philadelphia	2	11	1	.179	145	352	

\*Wild card playoff qualifier



## 1973 (4-9-1)

### HEAD COACH DON CORYELL

Sept. 16	At Philadelphia	W	34-23	61,103
Sept. 23	Washington	W	34-27	44,400
Sept. 30	At Dallas	L	10-45	64,729
Oct. 7	Oakland	L	10-17	49,051
Oct. 14	Philadelphia	L	24-27	44,400
Oct. 21	At Washington	L	13-31	54,381
Oct. 28	N.Y. Giants	W	35-27	47,589
Nov. 4	Denver	T	17-17	46,565
Nov. 11	At Green Bay	L	21-25	52,922
Nov. 18	At N.Y. Giants	L	13-24	65,795
Nov. 25	At Cincinnati	L	24-42	50,918
Dec. 2	Detroit	L	16-20	44,982
Dec. 9	At Atlanta	W	32-10	48,030
Dec. 16	Dallas	L	3-30	43,946
			286-365	
Home: 2-4-1 (326,849).		Away: 2-5 (397,878).		

### TEAM STATISTICS

	Cards	Opp.
Total First Downs.....	238	307
Rushing	96	135
Passing	111	157
Penalty	31	15
Total Net Yards.....	4054	5149
Avg. Per Game	289.6	367.8
Total Plays	837	950
Avg. Per Play	4.8	5.4
Net Yards Rushing.....	1671	2120
Avg. Per Game	170.2	216.4
Total Rushes	416	504
Net Yards Passing.....	2383	3029
Avg. Per Game	170.2	216.4
Sacked/Yards Lost	27/209	29/197
Gross Yards	2,592	3,226
Att./Comp./Pct.	394/210/53.3417/252/60.4	
Had Intercepted	15	10
Punts/Average.....	66/37.5	54/41.4
Penalties/Yards.....	61/594	97/920
Fumbles/Lost.....	37/14	31/17
Touchdowns.....	31	42
Rushing	13	16
Passing	16	23
Returns	2	3

### SCORE BY PERIOD

	Q1	Q2	Q3	Q4	OT	Pts.
Team	65	53	66	102	0	286
Opponents	60	100	58	147	0	365

### SCORING

	TD	R	P	R	PAT	FG	S	Pts.
Bakken	0	0	0	0	31/3123	32	0	100
Anderson	13	10	3	0	0/0	0/0	0	78
Gray	7	0	7	0	0/0	0/0	0	42
Rashad	3	0	3	0	0/0	0/0	0	18
Shy	2	0	1	0	0/0	0/0	0	12
Metcalf	2	2	0	0	0/0	0/0	0	12
Smith	1	0	1	0	0/0	0/0	0	6
Gillette	1	0	1	0	0/0	0/0	0	6
McFarland	1	0	0	1	0/0	0/0	0	6
Otis	1	1	0	0	0/0	0/0	0	6
Team	31	13	16	2	31/3123	320286		
Opponents	39	16	23	3	41/4223	340365		

### PASSING

	Att.	Comp.	Yds.	Comp. %	Yds./Att.	TD	TD%	Int.	Int. %	Long	Sack/Lost	Rating
Hart	320	178	2,223	55.6	6.95	15	4.7	10	3.1	69t	22/168	80.1
Keithley	73	32	369	43.8	5.05	1	1.4	5	6.8	80t	5/41	36.0
Hammond	1	0	0	0.0	0	0	0.0	0	0.0	0	0/0	39.6
Team	394	210	2,592	53.3	6.58	16	4.1	15	3.8	80t	27/209	71.8
Opponents	417	252	3,226	60.4	7.74	23	5.5	10	2.4	54	29/197	93.0

### RUSHING

	No.	Yds.	Avg.	Long	TD
Anderson	167	679	4.1	54	10
Metcalf	148	628	4.2	50	2
Otis	55	235	4.3	19	1
Shy	16	66	4.1	7	0
Moss	14	41	2.9	13	0
Hammond	4	11	2.7	7	0
Keithley	8	29	3.6	18	0
Hart	3	-3	-1.0	0	0
Smith	1	-14	-14.0	0	0
Team	416	1,671	4.0	54	13
Opponents	504	2,120	4.2	24	16

### RECEIVING

	No.	Yds.	Avg.	Long	TD
Smith	41	600	14.6	42	1
Anderson	41	409	10.0	44	3
Metcalf	37	316	8.5	35	0
Rashad	30	409	13.6	65t	3
Gray	29	513	17.7	80t	7
Gillette	20	244	12.2	48t	1
Hammond	4	39	9.8	23	0
Shy	3	15	5.0	6	1
Otis	2	19	9.5	14	0
McFarland	2	10	5.0	7	0
Maynard	1	18	18.0	18	0
Team	210	2,592	12.3	80t	16
Opponents	252	3,226	12.8	54	23

### INTERCEPTIONS

	No.	Yds.	Avg.	Long	TD
Tolbert	2	34	17.0	26	0
Duren	2	13	6.5	13	0
Arneson	1	13	13.0	13	0
Rivers	1	11	11.0	11	0
Barnes	1	0	0.0	0	0
Detwiler	1	0	0.0	0	0
Stallings	1	0	0.0	0	0
Wehrli	1	0	0.0	0	0
Team	10	71	7.1	26	0
Opponents	15	267	17.8	68t	2

### PUNT RETURNS

	Ret.	FC	Yds.	Avg.	Long	TD
Wehrli	9	7	92	10.2	33	0
Hammond	11	2	80	7.3	51	0
Thompson	6	2	18	3.0	6	0
Belton	1	2	2	2.0	2	0
Team	27	13	192	7.1	51	0
Opponents	23	21	186	8.1	46	0

### KICKOFF RETURNS

	No.	Yds.	Avg.	Long	TD
Shy	16	445	27.8	97t	1
Hammond	12	314	26.2	46	0
Metcalf	4	124	36.3	48	0
Hayden	5	98	19.6	28	0
Belton	3	83	27.7	31	0
Moss	4	78	19.5	21	0
Gray	4	73	18.3	21	0
McFarland	3	57	19.0	19	0
Detwiler	3	55	18.3	20	0
Butz	1	23	23.0	23	0
Owens	1	19	19.0	19	0
Wehrli	2	0	0.0	0	0
Team	58	1,369	23.6	97t	1
Opponents	57	1,350	23.7	97t	1

### PUNTING

	No.	Yds.	Avg.	Long	Blk.
Keithley	66	2,478	37.5	55	1
Team	66	2,478	37.5	55	1
Opponents	54	2,236	41.4	62	1

### FIELD GOALS

	1-19	20-29	30-39	40-49	50+
Bakken	4-4	6-7	10-12	3-8	0-1
Team	4-4	6-7	10-12	3-8	0-1
Opponents	10-10	6-8	6-7	1-6	1-3

### USUAL STARTING LINEUP

Offense	Defense
WR...Ahmad Rashad	LE.....Dave Butz
LT..... Dan Dierdorf	LT...John Richardson
LG.....Tom Banks	Leo Brooks
C...Wayne Mulligan	RT.....Bob Rowe
RG.....Conrad Dobler	RE... Ron Yankowski
RT..... Dan Dierdorf	LLB..Larry Stallings
Ernie McMillan	MLB...Mark Arneson
Roger Finnie	RLB.... Pete Barnes
TE.....Jackie Smith	LCB...Dwayne Crump
WR.....Mel Gray	Norm Thompson
Walker Gillette	RCB....Roger Wehrli
QB.....Jim Hart	SS.....Jim Tolbert
FB.....Jim Otis	FS... Clarence Duren
RB. Donny Anderson	Chuck Detwiler
K.....Jim Bakken	P..... Gary Keithley

### NOTES

Former San Diego State University Head Coach **Don Coryell**, with his fiery disposition and innovative offensive schemes, is named head coach ... he hires **Joe Gibbs** as running backs coach and **Jim Hanifan** as offensive line coach ... running back **Terry Metcalf** is drafted in third round ... **Jim Hart** is named starting quarterback ... despite 4-9-1 record, Card offense improves dramatically, boosting point output from 193 in 1972 to 286, and gains nearly 800 more total yards ... Cards complete only two of 10 passes at Atlanta Dec. 9 for single-game franchise low of nine yards as **Jim Bakken** kicks six field goals in 32-10 win.

### FINAL NFC EAST STANDINGS

Team	W	L	T	Pct.	Pts.	OP
Dallas	10	4	0	.714	382	203
Washington*	10	4	0	.714	325	198
Philadelphia	5	8	1	.393	310	393
St. Louis	4	9	1	.321	286	365
N.Y. Giants	2	11	1	.179	226	362

\*Wild card playoff qualifier





## 1974 (10-4)

### HEAD COACH DON CORYELL

Sept. 15	Philadelphia	W	7-3	40,322
Sept. 22	At Washington	W	17-10	53,381
Sept. 29	Cleveland	W	29-7	43,472
Oct. 6	At San Francisco	W	34-9	48,675
Oct. 13	Dallas	W	31-28	49,885
Oct. 20	At Houston	W	31-27	26,371
Oct. 27	Washington	W	23-20	49,410
Nov. 3	At Dallas	L	14-17	64,146
Nov. 11	Minnesota	L	24-28	50,184
Nov. 17	At Philadelphia	W	13-3	61,982
Nov. 24	At N.Y. Giants	W	23-21	49,915
Dec. 1	Kansas City	L	13-17	41,863
Dec. 8	At New Orleans	L	0-14	57,152
Dec. 15	N.Y. Giants	W	26-14	47,414

Home: 5-2 (322,549). Away: 5-2 (361,622).  
**NFC Divisional Playoff**  
 Dec. 21 At Minnesota L 14-30 44,626

## TEAM STATISTICS

	Cards	Opp.
<b>Total First Downs</b> .....	<b>247</b>	<b>249</b>
Rushing	120	108
Passing	117	122
Penalty	10	19
<b>Total Net Yards</b> .....	<b>4314</b>	<b>4251</b>
Avg. Per Game	308.1	303.6
Total Plays	873	909
Avg. Per Play	4.9	4.7
<b>Net Yards Rushing</b> ....	<b>1956</b>	<b>1888</b>
Avg. Per Game	139.7	134.9
Total Rushes	466	461
<b>Net Yards Passing</b> .....	<b>2358</b>	<b>2363</b>
Avg. Per Game	168.4	168.8
Sacked/Yards Lost	16/134	35/218
Gross Yards	2,492	2,581
Att./Comp./Pct.	391/201/51.4	443/230/55.7
Had Intercepted	8	16
<b>Punts/Average</b> .....	<b>81/38.7</b>	<b>85/39.2</b>
<b>Penalties/Yards</b> .....	<b>77/645</b>	<b>80/654</b>
<b>Fumbles/Lost</b> .....	<b>27/9</b>	<b>24/9</b>
<b>Touchdowns</b> .....	<b>36</b>	<b>27</b>
Rushing	12	15
Passing	20	11
Returns	4	1

## SCORE BY PERIOD

	Q1	Q2	Q3	Q4	OT	Pts.
Team	56	80	100	49	0	285
Opponents	50	58	34	76	0	218

## SCORING

	TD	R	P	R	PAT	FG	S	Pts.
Bakken	0	0	0	0	30	3613	220	69
Metcalf	8	6	1	1	0/0	0/0	0	48
Anderson	6	3	3	0	0/0	0/0	0	36
Gray	6	0	6	0	0/0	0/0	0	36
Thomas	5	0	5	0	0/0	0/0	0	30
Smith	3	0	3	0	0/0	0/0	0	18
Hart	2	2	0	0	0/0	0/0	0	12
Cain	1	0	1	0	0/0	0/0	0	6
Otis	1	1	0	0	0/0	0/0	0	6
Thompson	1	0	1	0	0/0	0/0	0	6
Wehrli	1	0	0	1	0/0	0/0	0	6
Willard	1	0	1	0	0/0	0/0	0	6
Yankowski	1	0	0	1	0/0	0/0	0	6
<b>Team</b>	<b>36</b>	<b>12</b>	<b>20</b>	<b>4</b>	<b>30</b>	<b>3613</b>	<b>220</b>	<b>285</b>
<b>Opponents</b>	<b>26</b>	<b>15</b>	<b>11</b>	<b>1</b>	<b>26</b>	<b>2710</b>	<b>140</b>	<b>218</b>

## PASSING

	Att.	Comp.	Yds.	Comp. %	Yds./Att.	TD	TD%	Int.	Int. %	Long	Sack/Lost	Rating
Hart	388	200	2,411	51.5	6.21	20	5.2	8	2.1	80t	16/134	79.5
Hammond	1	1	81	100.0	81.00	0	0.0	0	0.0	81	0/0	118.8
Metcalf	2	0	0	0.0	0.0	0	0.0	0	0.0	0	0/0	39.6
<b>Team</b>	<b>391</b>	<b>201</b>	<b>2,492</b>	<b>51.4</b>	<b>6.37</b>	<b>20</b>	<b>5.2</b>	<b>8</b>	<b>2.1</b>	<b>81</b>	<b>16/134</b>	<b>80.1</b>
<b>Opponents</b>	<b>413</b>	<b>230</b>	<b>2,581</b>	<b>55.7</b>	<b>6.25</b>	<b>11</b>	<b>2.7</b>	<b>16</b>	<b>3.9</b>	<b>65</b>	<b>35/218</b>	<b>67.3</b>

## RUSHING

	No.	Yds.	Avg.	Long	TD
Metcalf	152	718	4.7	75t	6
Otis	158	664	4.2	23	1
Anderson	90	316	3.5	16	3
Willard	40	175	4.4	12	0
Belton	12	49	4.1	10	0
Hart	10	21	2.1	16	2
Moss	4	13	3.3	5	0
<b>Team</b>	<b>466</b>	<b>1,956</b>	<b>4.2</b>	<b>75t</b>	<b>12</b>
<b>Opponents</b>	<b>461</b>	<b>1,888</b>	<b>4.1</b>	<b>66t</b>	<b>15</b>

## RECEIVING

	No.	Yds.	Avg.	Long	TD
Metcalf	50	377	7.5	22t	1
Gray	39	770	19.7	80t	6
Thomas	34	513	15.1	52t	5
Smith	25	413	16.5	81	3
Otis	19	109	5.7	13	0
Anderson	15	116	7.7	25	3
Cain	13	152	11.7	40t	1
Willard	4	28	7.0	17	1
Hammond	2	14	7.0	9	0
<b>Team</b>	<b>201</b>	<b>2,492</b>	<b>12.4</b>	<b>81</b>	<b>20</b>
<b>Opponents</b>	<b>230</b>	<b>2,581</b>	<b>11.2</b>	<b>65</b>	<b>11</b>

## INTERCEPTIONS

	No.	Yds.	Avg.	Long	TD
Thompson	6	190	31.7	56t	1
Wehrli	2	54	27.0	53t	1
Duren	2	29	14.5	20	0
Tolbert	2	22	11.0	22	0
Stallings	2	13	6.5	13	0
Reaves	1	54	54.0	54	0
Crump	1	10	10.0	10	0
<b>Team</b>	<b>16</b>	<b>372</b>	<b>23.3</b>	<b>56t</b>	<b>2</b>
<b>Opponents</b>	<b>8</b>	<b>75</b>	<b>9.4</b>	<b>18</b>	<b>0</b>

## PUNT RETURNS

	Ret.	FC	Yds.	Avg.	Long	TD
Metcalf	26	3	340	13.1	43	0
Hammond	17	1	125	7.4	21	0
Wehrli	4	1	39	9.8	32	0
Belton	4	0	8	2.0	6	0
Tolbert	1	0	0	0.0	0	0
Duren	0	3	0	0.0	0	0
Stringer	0	1	0	0.0	0	0
<b>Team</b>	<b>52</b>	<b>9</b>	<b>512</b>	<b>9.8</b>	<b>43</b>	<b>0</b>
<b>Opponents</b>	<b>56</b>	<b>3</b>	<b>518</b>	<b>9.3</b>	<b>98t</b>	<b>1</b>

## KICKOFF RETURNS

	No.	Yds.	Avg.	Long	TD
Metcalf	20	623	31.2	94t	1
Hammond	11	268	24.4	34	0
Moss	8	133	16.6	21	0
Belton	5	111	22.2	30	0
LeVeck	2	32	16.0	20	0
Reaves	1	22	22.0	22	0
Finnie	1	8	8.0	8	0
Cain	1	5	5.0	5	0
Crum	1	1	1.0	1	0
<b>Team</b>	<b>50</b>	<b>1,203</b>	<b>24.1</b>	<b>94t</b>	<b>1</b>
<b>Opponents</b>	<b>54</b>	<b>1,203</b>	<b>22.3</b>	<b>67</b>	<b>0</b>

## PUNTING

	No.	Yds.	Avg.	Long	Blk.
Roberts	81	3,131	38.7	57	0
<b>Team</b>	<b>81</b>	<b>3,131</b>	<b>38.7</b>	<b>57</b>	<b>0</b>
<b>Opponents</b>	<b>85</b>	<b>3,329</b>	<b>39.2</b>	<b>69</b>	<b>0</b>

## FIELD GOALS

	1-19	20-29	30-39	40-49	50+
Bakken	0-0	2-3	5-9	6-10	0-0
<b>Team</b>	<b>0-0</b>	<b>2-3</b>	<b>5-9</b>	<b>6-10</b>	<b>0-0</b>
<b>Opponents</b>	<b>0-0</b>	<b>6-6</b>	<b>1-2</b>	<b>3-5</b>	<b>0-1</b>

## USUAL STARTING LINEUP

Offense	Defense
<b>LE</b> ... Sonny Randle	<b>LE</b> Council Rudolph
<b>WR</b> ... Earl Thomas	<b>LT</b> ... Leo Brooks
<b>LT</b> ... Ernie McMillan	<b>RT</b> ... Bob Rowe
<b>LG</b> ... Bob Young	<b>RE</b> ... Ron Yankowski
Roger Finnie	<b>LLB</b> ... Larry Stallings
<b>C</b> ... Tom Brahney	<b>MLB</b> ... Mark Arneson
<b>RG</b> ... Conrad Dobler	<b>RLB</b> ... Pete Barnes
<b>TE</b> ... Dan Dierdorf	<b>LCB</b> Norm Thompson
<b>RT</b> ... Jackie Smith	Jim Tolbert
<b>WR</b> ... Mel Gray	<b>RCB</b> ... Roger Wehrli
<b>QB</b> ... Jim Hart	<b>SS</b> ... Ken Reaves
<b>FB</b> ... Jim Otis	<b>FS</b> ... Clarence Duren
<b>RB</b> ... Terry Metcalf	<b>P</b> ... Hal Roberts
<b>K</b> ... Jim Bakken	

## NOTES

Cards win first seven games en route to 10-4 record ... six wins achieved by seven points or less ... capture NFC Eastern Division title on final day of the season with 26-14 win over N.Y. Giants at Busch Stadium Dec. 15 ... Cards lose 30-14 playoff contest at Minnesota Dec. 21, the team's first postseason appearance since 1948 ... quarterback **Jim Hart** is named NFC player-of-the-year, running back **Terry Metcalf** is runner-up to Hart in the poll, and **Don Coryell** is named consensus NFL coach-of-the-year ... offensive line allows NFL-low 16 quarterback sacks ... Hart tosses 20 touchdowns with just eight interceptions in 388 attempts ... Metcalf sets Card record with 2,058 combined yards, including a 4.7-yard rushing average with six touchdowns, 50 pass receptions, and kick-return figures of 31.2 yards on 20 kickoffs and 13.1 yards on 26 punts.

## FINAL NFC EAST STANDINGS

Team	W	L	T	Pct.	Pts.	OP
St. Louis	10	4	0	.714	285	218
Washington*	10	4	0	.714	320	196
Dallas	8	6	0	.571	297	235
Philadelphia	7	7	0	.500	242	217
N.Y. Giants	2	12	0	.143	195	299

\*Wild card playoff qualifier



# ARIZONA CARDINALS

## 1975 (11-3)

### HEAD COACH DON CORYELL

Sept. 21	Atlanta	W	23-20	42,172
Sept. 28	At Dallas	L	31-37 (OT)	52,417
Oct. 5	N.Y. Giants	W	26-14	44,919
Oct. 13	At Washington	L	17-27	54,693
Oct. 19	Philadelphia	W	31-20	45,242
Oct. 25	At N.Y. Giants	W	20-13	49,598
Nov. 2	New England	W	24-17	45,907
Nov. 9	At Philadelphia	W	24-23	60,277
Nov. 16	Washington	W	20-17 (OT)	49,919
Nov. 23	At N.Y. Jets	W	37-6	53,169
Nov. 27	Buffalo	L	14-32	41,899
Dec. 7	Dallas	W	31-17	49,701
Dec. 14	At Chicago	W	34-20	35,052
Dec. 21	At Detroit	W	24-13	64,656
			356-276	

Home: 6-1 (319,759). Away: 5-2 (369,862).

### NFC Divisional Playoff

Dec. 27	At L.A. Rams	L	23-35	72,650
---------	--------------	---	-------	--------

## TEAM STATISTICS

	Cards	Opp.
Total First Downs	276	284
Rushing	131	118
Passing	128	142
Penalty	17	24
Total Net Yards	4955	4595
Avg. Per Game	353.9	328.2
Total Plays	918	957
Avg. Per Play	5.4	4.8
Net Yards Rushing	2402	1925
Avg. Per Game	171.6	137.5
Total Rushes	555	487
Net Yards Passing	2553	2670
Avg. Per Game	182.4	190.7
Sacked/Yards Lost	8/66	24/192
Gross Yards	2,619	2,862
Att./Comp./Pct.	355/187/52.7/446/233/52.2	
Had Intercepted	20	22
Punts/Average	64/37.7	67/40.1
Penalties/Yards	83/730	82/679
Fumbles/Lost	33/19	26/15
Touchdowns	43	34
Rushing	19	16
Passing	20	16
Returns	4	2

## SCORE BY PERIOD

	Q1	Q2	Q3	Q4	OT	Pts.
Team	96	83	82	92	3	356
Opponents	38	61	79	92	6	276

## SCORING

	TD	R	P	R	PAT	FG	S	Pts.
Bakken	0	0	0	0	40/42	19/24	0	97
Metcalf	13	9	2	2	0/0	0/0	0	78
M Gray	11	0	11	0	0/0	0/0	0	66
Otis	6	5	1	0	0/0	0/0	0	36
Jones	3	2	1	0	0/0	0/0	0	18
Smith	2	0	2	0	0/0	0/0	0	12
Thomas	2	0	2	0	0/0	0/0	0	12
Cain	1	0	1	0	0/0	0/0	0	6
Crump	1	0	0	1	0/0	0/0	0	6
Hart	1	1	0	0	0/0	0/0	0	6
Latin	1	1	0	0	0/0	0/0	0	6
Moss	1	1	0	0	0/0	0/0	0	6
Thompson	1	0	0	1	0/0	0/0	0	6
Wehrli	0	0	0	0	1/1	0/0	0	1
Team	43	19	20	4	41/43	19/24	0/356	
Opponents	34	16	16	2	27/33	15/26	0/276	

## PASSING

	Att.	Comp.	Yds.	Comp. %	Yds./Att.	TD	TD%	Int.	Int. %	Long	Sack/Lost	Rating
Hart	345	182	2,507	52.8	7.27	19	5.5	19	5.5	80t	6/43	71.8
Shaw	8	4	61	50.0	7.63	0	0.0	1	12.5	21	1/14	36.0
Metcalf	2	1	51	50.0	25.50	1	5.0	0	0.0	51t	0/0	135.4
Bakken	0	0	0	0.0	0.00	0	0.0	0	0.0	0	1/9	0.0
Team	355	187	2,619	52.7	7.38	20	5.6	20	5.6	80t	8/66	72.1
Opponents	446	233	2,862	52.2	6.42	16	3.6	22	4.9	48	24/192	63.9

## SACKS

Rudolph 2.0, Rowe 2.0, Brooks 1.0, Duren 1.0, Reeves 1.0, Crump 1.0  
Team 22.0, Opponents 17.0

## RUSHING

	No.	Yds.	Avg.	Long	TD
Otis	269	1,076	4.0	30	5
Metcalf	165	816	4.9	52t	9
Jones	54	275	5.1	23	2
Latin	35	165	4.7	57t	1
Ashton	10	44	4.4	9	0
Hammond	3	13	4.3	6	0
Hart	4	12	3.0	5t	1
Moss	11	7	0.6	6	1
M. Gray	1	6	6.0	6	0
Shaw	3	-12	-4.0	-2	0
Team	555	2,402	4.3	57t	19
Opponents	487	1,925	4.0	32t	16

## RECEIVING

	No.	Yds.	Avg.	Long	TD
M. Gray	48	926	19.3	74t	11
Metcalf	43	378	8.8	30t	2
Thomas	21	375	17.9	80t	2
Jones	19	194	10.2	21	1
Harris	15	266	17.7	36	0
Smith	13	246	18.9	45	2
Cain	12	134	11.2	18	1
Otis	12	69	5.8	12	1
Latin	2	25	12.5	16	0
Hammond	2	6	3.0	10	0
Team	187	2,619	14.0	80t	20
Opponents	233	2,862	12.3	48	16

## INTERCEPTIONS

	No.	Yds.	Avg.	Long	TD
Thompson	7	141	20.1	61t	1
Wehrli	6	31	5.2	31	0
Reaves	3	7	2.3	9	0
Barnes	2	26	13.0	23	0
Duren	1	23	23.0	23	0
Rudolph	1	18	18.0	18	0
Arneson	1	6	6.0	6	0
Stallings	1	-3	-3.0	-3	0
Team	22	249	11.3	61t	1
Opponents	20	216	10.8	38	0

## PUNT RETURNS

	Ret.	FC	Yds.	Avg.	Long	TD
Metcalf	23	3	285	12.4	69t	1
Hammond	9	2	70	7.8	30	0
M. Gray	7	1	53	7.6	27	0
Wehrli	1	0	2	2.0	2	0
Team	40	6	410	10.3	69t	1
Opponents	34	7	329	9.7	43	0

## KICKOFF RETURNS

	No.	Yds.	Avg.	Long	TD
Metcalf	35	960	27.4	93t	1
Hammond	13	254	19.5	29	0
Smith	1	25	25.0	25	0
Moss	1	21	21.0	21	0
T. Gray	1	20	20.0	20	0
Hartle	1	20	20.0	20	0
Jones	1	18	18.0	18	0
Wehrli	1	10	10.0	10	0
Reaves	1	9	9.0	9	0
Team	55	1,337	24.3	93t	1
Opponents	71	1,609	22.7	97t	1

## PUNTING

	No.	Yds.	Avg.	Long	Blk.
West	64	2,412	37.7	58	1
Team	64	2,412	37.7	58	1
Opponents	67	2,688	40.1	59	0

## FIELD GOALS

	1-19	20-29	30-39	40-49	50+
Bakken	0-0	10-11	5-7	4-6	0-0
Team	0-0	10-11	5-7	4-6	0-0
Opponents	0-0	4-4	5-9	6-9	0-4

## USUAL STARTING LINEUP

Offense	Defense
WR.....Ike Harris	LE.....Bob Bell
LT.....Roger Finnie	LT.....Charlie Davis
LG.....Bob Young	RT.....Bob Rowe
C.....Tom Banks	RE.....Ron Yankowski
RG.....Conrad Dobler	LLB....Larry Stallings
RT.....Dan Dierdorf	MLB....Mark Arneson
TE.....Jackie Smith	RLB.....Pete Barnes
J.V. Cain	LCB....Norm Thompson
WR.....Mel Gray	RCB....Roger Wehrli
QB.....Jim Hart	SS.....Ken Reaves
FB.....Jim Otis	FS.....Clarence Duren
RB.....Terry Metcalf	P.....Jeff West
K.....Jim Bakken	

## NOTES

Led by Pro Bowl offensive linemen **Dan Dierdorf**, **Conrad Dobler**, and **Tom Banks**, Cards win a second consecutive NFC Eastern Division title with an 11-3 mark, a franchise best since an 11-1 record by the 1948 team ... fullback **Jim Otis** leads the NFC in rushing with 1,076 yards, running back/kick returner **Terry Metcalf**—a consensus NFL most valuable player—sets league record with 2,462 combined yards, and quarterback **Jim Hart** performs behind an offensive line that ties an NFL record by allowing just eight quarterback sacks ... wide receiver **Mel Gray** catches controversial touchdown pass from Hart with 25 seconds left in regulation, known as the "Phantom Catch," to send game into overtime as Cards win 20-17 over Washington ... Cards travel to Los Angeles to face Rams in playoff contest and lose 35-23 after trailing 28-9 at halftime ... seven offensive players go to the Pro Bowl (Dierdorf, Dobler, Banks, Hart, Metcalf, Gray, and Otis).

## FINAL NFC EAST STANDINGS

Team	W	L	T	Pct.	Pts.	OP
St. Louis	11	3	0	.786	356	276
Dallas*	10	4	0	.714	350	268
Washington	8	6	0	.571	325	276
N.Y. Giants	5	9	0	.357	216	306
Philadelphia	4	10	0	.286	225	302

\*Wild card playoff qualifier



## 1976 (10-4)

### HEAD COACH DON CORYELL

Sept. 12	At Seattle	W	30-24	58,441
Sept. 19	Green Bay	W	29-0	48,842
Sept. 26	At San Diego	L	24-43	40,212
Oct. 3	N.Y. Giants	W	27-21	48,039
Oct. 10	Philadelphia	W	33-14	44,933
Oct. 17	Dallas	W	21-17	50,317
Oct. 25	At Washington	L	10-20	48,325
Oct. 31	San Francisco	W	23-20	OT 50,365
Nov. 7	At Philadelphia	W	17-14	60,760
Nov. 14	At L.A.	W	30-28	64,698
Nov. 21	Washington	L	10-16	49,833
Nov. 25	At Dallas	L	14-19	62,498
Dec. 4	Baltimore	W	24-17	48,282
Dec. 12	At N.Y. Giants	W	17-14	60,553

309-267

Home: 6-1 (340,611). Away: 4-3 (395,487).

## TEAM STATISTICS

	Cards	Opp.
<b>Total First Downs</b> .....	<b>307</b>	<b>239</b>
Rushing	140	111
Passing	142	105
Penalty	25	23
<b>Total Net Yards</b> .....	<b>5136</b>	<b>4089</b>
Avg. Per Game	366.9	292.1
Total Plays	989	864
Avg. Per Play	5.2	4.7
<b>Net Yards Rushing</b> .....	<b>2301</b>	<b>1979</b>
Avg. Per Game	164.4	141.4
Total Rushes	580	491
<b>Net Yards Passing</b> .....	<b>2835</b>	<b>2110</b>
Avg. Per Game	202.5	150.7
Sacked/Yards Lost	17/132	31/248
Gross Yards	2,967	2,358
Att./Comp./Pct.392/220/56.1342/176/51.5		
Had Intercepted	13	19
<b>Punts/Average</b> .....	<b>66/35.3</b>	<b>71/38.8</b>
<b>Net Punting Average</b> .....	<b>27.1</b>	<b>31.3</b>
<b>Penalties/Yards</b> .....	<b>84/683</b>	<b>83/698</b>
<b>Fumbles/Lost</b> .....	<b>44/24</b>	<b>32/20</b>
<b>Touchdowns</b> .....	<b>36</b>	<b>34</b>
Rushing	17	19
Passing	18	13
Returns	1	2

## SCORE BY PERIOD

	Q1	Q2	Q3	Q4	OT	Pts.
Team	60	80	75	91	3	309
Opponents	67	70	38	92	0	267

## SCORING

	TD	R	P	R	PAT	FG	S	Pts.
Bakken	0	0	0	0	33/3520	270	93	
Jones	9	8	1	0	0/0	0/0	0	54
Metcalf	7	3	4	0	0/0	0/0	0	42
Gray	5	0	5	0	0/0	0/0	0	30
Cain	5	0	5	0	0/0	0/0	0	30
Morris	4	3	1	0	0/0	0/0	0	24
Otis	2	2	0	0	0/0	0/0	0	12
Latin	1	1	0	0	0/0	0/0	0	6
Harris	1	0	1	0	0/0	0/0	0	6
Tilley	1	0	1	0	0/0	0/0	0	6
Sensibaugh	1	0	0	1	0/0	0/0	0	6
<b>Team</b>	<b>36</b>	<b>17</b>	<b>18</b>	<b>1</b>	<b>33/3520</b>	<b>270/309</b>		
<b>Opponents</b>	<b>34</b>	<b>19</b>	<b>13</b>	<b>2</b>	<b>31/3410</b>	<b>200/267</b>		

## PASSING

	Att.	Comp.	Yds.	Comp. %	Yds./Att.	TD	TD%	Int.	Int. %	Long	Sack/Lost	Rating
Hart	388	218	2,946	56.2	7.59	18	4.6	13	3.4	77t	17/132	81.7
Donckers	1	1	16	100.0	16.00	0	0.0	0	0.0	16	0/0	119.0
Wyche	1	1	5	100.0	5.00	0	0.0	0	0.0	5	0/0	87.5
Metcalf	1	0	0	00.0	0.00	0	0.0	0	0.0	0	0/0	39.6
Wehrli	1	0	0	00.0	0.00	0	0.0	0	0.0	0	0/0	39.6
<b>Team</b>	<b>392</b>	<b>220</b>	<b>2,967</b>	<b>56.1</b>	<b>7.57</b>	<b>18</b>	<b>4.6</b>	<b>13</b>	<b>3.3</b>	<b>77t</b>	<b>17/132</b>	<b>82.0</b>
<b>Opponents</b>	<b>342</b>	<b>176</b>	<b>2,358</b>	<b>51.5</b>	<b>6.89</b>	<b>13</b>	<b>3.8</b>	<b>19</b>	<b>5.6</b>	<b>72t</b>	<b>31/248</b>	<b>63.1</b>

## SACKS

Zook 7.0, Bell 7.0, Dawson 2.0, Arneson 2.0, Kearney 1.0, Yankowski 1.0, White 1.0, Upshaw 1.0.  
Team 22.0, Opponents 17.0

## RUSHING

	No.	Yds.	Avg.	Long	TD
Otis	233	891	3.8	23	2
Metcalf	134	537	4.0	36	3
Jones	113	451	4.0	19	8
Morris	64	292	4.6	27	3
Latin	25	115	4.6	26	0
Wehrli	2	8	4.0	8	0
Hart	8	7	0.9	10	0
Joyce	1	0	0.0	0	0
<b>Team</b>	<b>580</b>	<b>2,301</b>	<b>4.0</b>	<b>36</b>	<b>17</b>
<b>Opponents</b>	<b>491</b>	<b>1,979</b>	<b>4.0</b>	<b>26</b>	<b>19</b>

## RECEIVING

	No.	Yds.	Avg.	Long	TD
Harris	52	782	15.0	40	1
Gray	36	686	19.1	77t	5
Metcalf	33	388	11.8	48t	4
Jones	29	152	5.2	15	1
Tilley	26	407	13.7	45	1
Cain	26	400	15.4	34	5
Morris	8	75	9.4	19	1
Latin	4	35	8.8	15	0
Smith	3	22	7.3	16	0
Otis	2	15	7.5	8	0
Hammond	1	5	5.0	5	0
<b>Team</b>	<b>220</b>	<b>2,967</b>	<b>13.5</b>	<b>77t</b>	<b>18</b>
<b>Opponents</b>	<b>176</b>	<b>2,358</b>	<b>13.4</b>	<b>72t</b>	<b>13</b>

## INTERCEPTIONS

	No.	Yds.	Avg.	Long	TD
Thompson	4	83	20.8	38	0
Sensibaugh	4	60	15.0	35t	1
Wehrli	4	31	7.8	26	0
Reaves	2	41	20.5	25	0
White	2	20	10.0	16	0
Duren	1	8	8.0	8	0
Arneson	1	0	0.0	0	0
Kearney	1	0	0.0	0	0
<b>Team</b>	<b>19</b>	<b>243</b>	<b>12.8</b>	<b>38</b>	<b>1</b>
<b>Opponents</b>	<b>13</b>	<b>134</b>	<b>10.3</b>	<b>25</b>	<b>0</b>

## PUNT RETURNS

	Ret.	FC	Yds.	Avg.	Long	TD
Metcalf	17	1	188	11.1	39	0
Tilley	15	0	146	9.7	17	0
Hammond	3	0	16	5.3	8	0
Neils	1	0	0	0.0	0	0
<b>Team</b>	<b>36</b>	<b>1</b>	<b>350</b>	<b>9.7</b>	<b>39</b>	<b>0</b>
<b>Opponents</b>	<b>33</b>	<b>3</b>	<b>304</b>	<b>9.2</b>	<b>71t</b>	<b>1</b>

## KICKOFF RETURNS

	No.	Yds.	Avg.	Long	TD
Latin	16	357	22.3	39	0
Metcalf	16	325	20.3	33	0
Morris	9	181	20.1	34	0
Smith	3	63	21.0	35	0
Crump	3	57	19.0	30	0
Hammond	2	36	18.0	21	0
Nelson	1	43	43.0	43	0
McGraw	1	13	13.0	13	0
Okoniewski	1	12	12.0	12	0
Oates	1	12	12.0	12	0
Severson	1	3	3.0	3	0
<b>Team</b>	<b>54</b>	<b>1,102</b>	<b>20.4</b>	<b>43</b>	<b>0</b>
<b>Opponents</b>	<b>66</b>	<b>1,623</b>	<b>24.6</b>	<b>90t</b>	<b>1</b>

## PUNTING

	No.	Yds.	Avg.	TB	In20	Lg	Blk.
Joyce	64	2,331	36.4	12	12	54	0
<b>Team</b>	<b>66</b>	<b>2,331</b>	<b>35.3</b>	<b>12</b>	<b>12</b>	<b>54</b>	<b>0</b>
<b>Opponents</b>	<b>71</b>	<b>2,754</b>	<b>38.8</b>	<b>9</b>	<b>25</b>	<b>60</b>	<b>0</b>

## FIELD GOALS

	1-19	20-29	30-39	40-49	50+
Bakken	0-0	10-11	6-8	4-8	0-0
<b>Team</b>	<b>0-0</b>	<b>10-11</b>	<b>6-8</b>	<b>4-8</b>	<b>0-0</b>
<b>Opponents</b>	<b>0-0</b>	<b>3-6</b>	<b>4-7</b>	<b>3-7</b>	<b>0-0</b>

## USUAL STARTING LINEUP

Offense	Defense
WR.....Ike Harris	LE.....John Zook
LT.....Roger Finnie	LT.....Charlie Davis
LG.....Bob Young	RT.....Mike Dawson
C.....Tom Banks	RE.....Bob Bell
RG.....Conrad Dobler	Ron Yankowski
RT.....Dan Dierdorf	LLB.....Larry Stallings
TE.....J.V. Cain	MLB.....Tim Kearney
WR.....Mel Gray	RLB.....Mark Arneson
QB.....Jim Hart	LCB.....Norm Thompson
RB.....Terry Metcalf	RCB.....Roger Wehrli
FB.....Jim Otis	SS.....Ken Reaves
K.....Jim Bakken	FS.....Mike Sensibaugh
	P.....Terry Joyce

## NOTES

Despite 10-4 record (6-1 at home), Cards lose tie-breaker with Washington and fail to qualify for playoffs ... Cards defeat N.Y. Giants to stay alive in playoff race, needing the division-leading Cowboys to defeat Washington at Dallas later that day ... but the Redskins win 27-14 and Cards became first team in seven-year history of the NFC to go 10-4 and not gain a post-season berth ... eight Card victories by seven points or less earn "Cardiac Cards" moniker ... Cardinals and Chargers play preseason game in Tokyo, Japan, the first NFL game played outside North America ... Cards set NFL record with eight lost fumbles at Washington Oct. 25.

## FINAL NFC EAST

### STANDINGS

Team	W	L	T	Pct.	Pts.	OP
Dallas	11	3	0	.786	296	194
Washington*	10	4	0	.714	291	217
St. Louis	10	4	0	.714	309	267
Philadelphia	4	10	0	.286	165	286
N.Y. Giants	3	11	0	.214	170	250

\*Wild card playoff qualifier



# ARIZONA CARDINALS

## 1977 (7-7)

### HEAD COACH DON CORYELL

Sept. 18	At Denver	L	0-7	75,002
Sept. 25	Chicago	W	16-13	49,878
Oct. 2	At Wash.	L	14-24	55,031
Oct. 9	Dallas	L	24-30	50,129
Oct. 16	At Phila.	W	21-17	64,535
Oct. 23	New Orleans	W	49-31	48,417
Oct. 31	N.Y. Giants	W	28-0	50,323
Nov. 6	At Minnesota	W	27-7	47,066
Nov. 14	At Dallas	W	24-17	63,038
Nov. 20	Philadelphia	W	21-16	48,768
Nov. 24	Miami	L	14-55	50,269
Dec. 4	At N.Y. Giants	L	7-27	71,826
Dec. 10	Washington	L	20-26	36,067
Dec. 18	At Tampa Bay	L	7-17	56,922
			272-287	

Home: 4-3 (333,851). Away: 3-4 (433,420).

## TEAM STATISTICS

	Cards	Opp.
<b>Total First Downs</b>	<b>247</b>	<b>258</b>
Rushing	114	122
Passing	117	120
Penalty	16	16
<b>Total Net Yards</b>	<b>4532</b>	<b>4504</b>
Avg. Per Game	323.7	321.7
Total Plays	887	915
Avg. Per Play	5.1	4.9
<b>Net Yards Rushing</b>	<b>2042</b>	<b>2237</b>
Avg. Per Game	145.9	159.7
Total Rushes	507	514
<b>Net Yards Passing</b>	<b>2490</b>	<b>2267</b>
Avg. Per Game	177.9	161.9
Sacked/Yards Lost	15/109	25/209
Gross Yards	2,608	2,476
Att./Comp./Pct.366/195/53.3375/198/52.8		
Had Intercepted	21	19
<b>Punts/Average</b>	<b>71/36.7</b>	<b>72.39.5</b>
<b>Penalties/Yards</b>	<b>98/835</b>	<b>83/812</b>
<b>Fumbles/Lost</b>	<b>30/16</b>	<b>19/12</b>
<b>Touchdowns</b>	<b>36</b>	<b>34</b>
Rushing	19	11
Passing	14	22
Returns	3	1

## SCORE BY PERIOD

	Q1	Q2	Q3	Q4	OT	Pts.
Team	44	89	55	84	0	272
Opponents	54	81	73	79	0	287

## SCORING

	TD	R	P	R	PAT	FG	S	Pts.
Morris	9	8	1	0	0/0	0/0	0	54
Metcalf	6	4	2	0	0/0	0/0	0	36
Gray	5	0	5	0	0/0	0/0	0	30
Harris	3	0	3	0	0/0	0/0	0	18
Jones	3	3	0	0	0/0	0/0	0	18
Cain	2	0	2	0	0/0	0/0	0	12
Latin	2	2	0	0	0/0	0/0	0	12
Otis	2	2	0	0	0/0	0/0	0	12
Davis	1	0	0	1	0/0	0/0	0	6
Dobler	1	0	0	1	0/0	0/0	0	6
Sensibaugh	1	0	0	1	0/0	0/0	0	6
Smith	1	0	1	0	0/0	0/0	0	6
Bakken	0	0	0	0	35/36	7/16	0	56
<b>Team</b>	<b>36</b>	<b>19</b>	<b>14</b>	<b>3</b>	<b>35/36</b>	<b>7/16</b>	<b>0</b>	<b>272</b>
<b>Opponents</b>	<b>33</b>	<b>11</b>	<b>22</b>	<b>1</b>	<b>32/34</b>	<b>17/20</b>	<b>0</b>	<b>287</b>

## PASSING

	Att.	Comp.	Yds.	Comp. %	Yds./Att.	TD	TD%	Int.	Int. %	Long	Sack/Lost	Rating
Hart	355	186	2,542	.524	7.16	13	3.7	20	5.6	69	13/89	64.5
Donckers	5	5	38	1.000	7.60	0	0.0	0	0.0	16	1/11	98.3
Metcalf	5	3	27	.600	5.40	1	2.0	1	2.0	11	1/9	74.6
Joyce	1	1	1	1.000	1.00	0	0.0	0	0.0	1	0/0	79.2
<b>Team</b>	<b>366</b>	<b>195</b>	<b>2,608</b>	<b>.533</b>	<b>7.13</b>	<b>14</b>	<b>3.8</b>	<b>21</b>	<b>5.8</b>	<b>69</b>	<b>15/109</b>	<b>64.6</b>
<b>Opponents</b>	<b>375</b>	<b>198</b>	<b>2,476</b>	<b>.528</b>	<b>6.60</b>	<b>22</b>	<b>5.9</b>	<b>19</b>	<b>5.1</b>	<b>64</b>	<b>25/209</b>	<b>72.6</b>

## SACKS

Dawson, 8.5, Davis, 6.0, Zook 4.5, Yankowski 4.0, Severson 2.0, Arneson 2.0, Bell 1.0, Bradley 1.0, Matheson 1.0.  
Team 30.0, Opponents 15.0

## RUSHING

	No.	Yds.	Avg.	Long	TD
Metcalf	149	739	5.0	62	4
Morris	165	661	4.0	35	8
Otis	99	334	3.4	25	2
Latin	56	208	3.7	17	2
Jones	24	77	3.2	18	3
Hart	11	18	1.6	13	0
Wehrli	1	19	19.0	19	0
Gray	1	-1	-1.0	-1	0
Joyce	1	-13	-13.0	-13	0
<b>Team</b>	<b>507</b>	<b>2,042</b>	<b>4.0</b>	<b>62</b>	<b>19</b>
<b>Opponents</b>	<b>514</b>	<b>2,237</b>	<b>4.4</b>	<b>62</b>	<b>11</b>

## RECEIVING

	No.	Yds.	Avg.	Long	TD
Harris	40	547	13.7	38	3
Gray	38	782	20.6	69	5
Metcalf	34	403	11.9	68	2
Cain	25	328	13.1	38	2
Morris	23	222	9.7	34	1
Jones	12	66	5.5	16	0
Latin	9	89	9.9	20	0
Tilley	6	64	10.7	31	0
Smith	5	49	9.8	13	1
Otis	2	18	9.0	9	0
Stone	1	40	40.0	40	0
<b>Team</b>	<b>195</b>	<b>2,608</b>	<b>13.4</b>	<b>69</b>	<b>14</b>
<b>Opponents</b>	<b>198</b>	<b>2,476</b>	<b>12.5</b>	<b>64</b>	<b>22</b>

## INTERCEPTIONS

	No.	Yds.	Avg.	Long	TD
Wehrli	5	44	8.8	41	0
Nelson	4	37	9.3	26	0
Sensibaugh	3	110	36.7	79	1
Reaves	2	17	8.5	10	0
Arneson	2	23	11.5	15	0
Allen	1	22	22.0	22	0
Severson	1	0	0.0	0	0
Kellum	1	14	14.0	14	0
<b>Team</b>	<b>19</b>	<b>267</b>	<b>14.1</b>	<b>79</b>	<b>1</b>
<b>Opponents</b>	<b>21</b>	<b>183</b>	<b>8.7</b>	<b>54</b>	<b>1</b>

## PUNT RETURNS

	Ret.	FC	Yds.	Avg.	Long	TD
Metcalf	14	0	108	7.7	23	0
Tilley	13	4	111	8.5	21	0
Bradley	11	0	77	7.0	14	0
Nelson	1	0	4	4.0	4	0
Severson	1	0	0	0.0	0	0
<b>Team</b>	<b>40</b>	<b>4</b>	<b>300</b>	<b>7.5</b>	<b>23</b>	<b>0</b>
<b>Opponents</b>	<b>33</b>	<b>11</b>	<b>157</b>	<b>4.8</b>	<b>24</b>	<b>0</b>

## KICKOFF RETURNS

	No.	Yds.	Avg.	Long	TD
Metcalf	32	772	24.1	51	0
Jones	8	132	16.5	25	0
Nelson	3	68	22.7	36	0
Latin	3	79	26.3	33	0
Morris	2	39	19.5	22	0
Smith	2	25	12.5	15	0
Others	9	156	17.3	28	0
<b>Team</b>	<b>59</b>	<b>1,271</b>	<b>21.5</b>	<b>51</b>	<b>0</b>
<b>Opponents</b>	<b>55</b>	<b>1,104</b>	<b>20.1</b>	<b>35</b>	<b>0</b>

## PUNTING

	No.	Yds.	Avg.	TB	Int	Lg	Bk.
Joyce	22	851	38.7	2	5	58	0
Carrell	49	1,757	35.9	4	11	53	0
<b>Team</b>	<b>71</b>	<b>2,608</b>	<b>36.7</b>	<b>6</b>	<b>16</b>	<b>58</b>	<b>0</b>
<b>Opponents</b>	<b>72</b>	<b>2,843</b>	<b>39.5</b>	<b>4</b>	<b>14</b>	<b>63</b>	<b>0</b>

## FIELD GOALS

	1-19	20-29	30-39	40-49	50+
Bakken	0-0	2-2	3-5	2-8	0-1
<b>Team</b>	<b>0-0</b>	<b>2-2</b>	<b>3-5</b>	<b>2-8</b>	<b>0-1</b>
<b>Opponents</b>	<b>0-0</b>	<b>9-11</b>	<b>3-5</b>	<b>5-9</b>	<b>0-1</b>

## USUAL STARTING LINEUP

Offense	Defense
WR.....Ike Harris	LE.....John Zook
LT.....Roger Finnie	LT.....Charlie Davis
LG.....Bob Young	RT.....Mike Dawson
C.....Tom Banks	RE.....Bob Bell
RG.....Conrad Dobler	Ron Yankowski
RT.....Dan Dierdorf	LLB....Larry Stallings
TE.....J.V. Cain	MLB....Mark Kearney
QB.....Mel Gray	RCB....Norm Arneson
WR.....Jim Hart	LCB....Norm Thompson
RB.....Terry Metcalf	RCB....Roger Wehrli
FB.....Jim Otis	SS.....Ken Reaves
K.....Jim Bakken	FS....Mike Sensibaugh
	P.....Terry Joyce

## NOTES

Though saddled with a 1-3 start, Head Coach **Don Coryell** rallies his troops to six consecutive victories and a 7-3 record entering the final stretch of the season ... four losses, however, drop the Cards to 7-7 and Coryell abandons the Midwest to join the San Diego Chargers ... **QB Jim Hart** sets club mark with 12 consecutive pass completions vs. Chicago Sept. 25 ... **FB Wayne Morris** rushes for 182 yards on 27 carries on Nov. 6 at Minnesota, the fourth-highest single-game effort in team history ... Cards deal 8-0 Dallas its first defeat of the season, a 24-17 decision in Texas Stadium before a "Monday Night Football" audience Nov. 14 ... Miami quarterback Bob Griese ties Card opponent mark with six touchdown passes in 55-14 Dolphin win Nov. 24.

## FINAL NFC EAST

### STANDINGS

Team	W	L	T	Pct.	Pts.	OP
Dallas#	12	2	0	.857	345	212
Washington	9	5	0	.643	196	189
St. Louis	7	7	0	.500	272	287
Philadelphia	5	9	0	.357	220	207
N.Y. Giants	5	9	0	.357	181	265

#Top NFC playoff seed





## 1978 (6-10) HEAD COACH BUD WILKINSON

Sept. 3	At Chicago	L	10-17	52,791
Sept. 10	New England	L	6-16	48,233
Sept. 17	Washington	L	10-28	49,282
Sept. 24	At Dallas	L	12-21	62,760
Oct. 1	At Miami	L	10-24	43,882
Oct. 8	Baltimore	L	17-30	47,479
Oct. 15	Dallas	L	21-24 (OT)	48,991
Oct. 22	At N.Y. Jets	L	10-23	49,244
Oct. 29	At Phila.	W	16-10	62,989
Nov. 5	N.Y. Giants	W	20-10	48,820
Nov. 12	At S. F.	W	16-10	33,155
Nov. 19	At Wash.	W	27-17	52,460
Nov. 26	Philadelphia	L	10-14	39,693
Dec. 3	Detroit	W	21-14	39,200
Dec. 10	At N.Y. Giants	L	0-17	52,226
Dec. 17	Atlanta	W	42-21	40,022

Home: 3-5 (361,720). Away: 3-5 (409,507).

## TEAM STATISTICS

	Cards	Opp.
Total First Downs.....	281	285
Rushing	103	131
Passing	158	131
Penalty	20	23
Total Net Yards.....	5125	4742
Avg. Per Game	320.3	296.4
Total Plays	1,103	1,054
Avg. Per Play	4.6	4.5
Net Yards Rushing.....	1954	2395
Avg. Per Game	122.1	149.7
Total Rushes	554	588
Net Yards Passing.....	3171	2347
Avg. Per Game	198.2	146.7
Sacked/Yards Lost	22/186	37/290
Gross Yards	3,357	2,641
Att./Comp./Pct. 508/252/49.7428/212/49.5		
Had Intercepted	21	26
Punts/Average.....	101/37.8	93/39.3
Penalties/Yards.....	105/890	96/809
Fumbles/Lost.....	28/14	33/16
Touchdowns.....	31	37
Rushing	14	15
Passing	16	19
Returns	1	3

## SCORE BY PERIOD

	Q1	Q2	Q3	Q4	OT	Pts.
Team	54	110	39	45	0	248
Opponents	53	96	68	76	3	296

## SCORING

	TD	R	P	R	PAT	FG	S	Pts.
Bakken	0	0	0	0	27	3111/220	60	
Otis	8	8	0	0	0	0	0	48
Chandler	4	0	4	0	0	0	0	24
Stief	4	0	4	0	0	0	0	24
Tilley	3	0	3	0	0	0	0	18
Gray	2	1	1	0	0	0	0	12
Morris	2	1	1	0	0	0	0	12
Jones	2	2	0	0	0	0	0	12
Hart	2	2	0	0	0	0	0	12
Thaxton	1	0	1	0	0	0	0	8
Ransom	1	0	1	0	0	0	0	6
Childs	1	0	1	0	0	0	0	6
Harrell	1	0	0	1	0	0	0	6
Team	31	14	16	1	27	3111/221248		
Opponents	34	15	19	3	35	3713/180296		

## PASSING

	Att.	Comp.	Yds.	Comp. %	Yds./Att.	TD	TD%	Int.	Int. %	Long	Sack/Lost	Rating
Hart	477	240	3,121	50.3	6.56	16	3.4	18	3.8	74	20/166	66.9
Pisarkiewicz	29	10	164	34.5	5.66	0	0.0	3	10.4	40	2/20	14.8
Stief	1	1	43	100.0	43.00	0	0.0	0	0.0	0	0/0	118.8
Wood	1	1	29	100.0	29.00	0	0.0	0	0.0	0	0/0	118.8
Team	508	252	3,357	49.6	6.62	16	3.2	21	4.1	74	22/186	64.7
Opponents	428	212	2,641	49.5	6.17	19	4.4	26	6.1	56	36/290	58.3

## SACKS

Dawson 9.0, Pollard 6.0, Zook 5.0, Arneson 4.5, Neils 4.0, Yankowski 1.5, Kearney 1.0, Williams 1.0, Gill 1.0, Townsend 1.0, Simons 1.0, Bell, B 1.0, Alleraman 0.5.

Team 36.0, Opponents 22.0

## RUSHING

	No.	Yds.	Avg.	Long	TD
Otis	197	664	3.4	17	8
Morris	174	631	3.6	27	1
Jones	105	392	3.7	17	2
Harrell	35	134	3.8	15	0
Gray	5	51	10.2	27	1
Tilley	1	32	32.0	32	0
Bell	7	23	3.3	9	0
Hart	11	11	1.0	9t	2
Latin	6	8	1.3	6	0
Ransom	2	8	4.0	5	0
Shelby	2	5	2.5	4	0
Farmer	1	4	4.0	4	0
Little	1	0	0.0	0	0
Wehrli	1	0	0.0	0	0
Pisarkiewicz	5	-1	-2.0	2	0
Stief	1	-8	-8.0	-8	0
Team	554	1,954	3.5	32	14
Opponents	588	2,395	4.1	73	14

## RECEIVING

	No.	Yds.	Avg.	Long	TD
Tilley	62	900	14.5	43	3
Gray	44	871	19.9	74	1
Morris	33	298	9.0	33	1
Jones	27	217	8.0	18	0
Stief	24	477	19.6	55t	4
Ransom	23	238	10.4	25	1
Chandler	16	190	11.9	47	4
Otis	8	38	4.8	12	0
Childs	4	50	12.5	23	1
Thaxton	3	31	10.3	16	1
Bell	3	28	9.3	17	0
Harrell	3	5	1.7	2	0
Shelby	1	11	11.0	11	0
Latin	1	3	3.0	3	0
Team	252	3,357	13.3	74	16
Opponents	212	2,641	12.5	56	17

## INTERCEPTIONS

	No.	Yds.	Avg.	Long	TD
Stone	9	139	15.4	33	0
Allen	6	54	9.0	21	0
Wehrli	4	3	.8	3	0
Smith	3	6	2.0	6	0
Williams	1	24	24.0	24	0
Neils	1	18	18.0	18	0
Kearney	1	8	8.0	8	0
Nelson	1	-3	-3.0	-3	0
Team	26	249	9.6	33	0
Opponents	21	303	14.4	79t	1

## PUNT RETURNS

	Ret.	FC	Yds.	Avg.	Long	TD
Harrell	21	6	196	9.3	70t	1
Bell	14	3	101	7.2	23	0
Shelby	10	0	88	8.8	16	0
Tilley	2	0	8	4.0	4	0
Southard	2	0	-2	-2.0	-2	0
Woosley	1	0	4	4.0	4	0
Smith	1	0	0	0.0	0	0
Team	51	9	395	7.7	70t	1
Opponents	59	11	575	9.7	37	0

## KICKOFF RETURNS

	No.	Yds.	Avg.	Long	TD
Harrell	19	389	20.5	32	0
Shelby	9	211	23.4	31	0
Bell	8	177	22.1	27	0

## KICKOFF RETURNS (CONT.)

	No.	Yds.	Avg.	Long	TD
Childs	4	77	19.3	25	0
Morris	3	66	22.0	27	0
Nelson	8	58	19.3	22	0
Latin	2	48	24.0	26	0
Southard	2	47	23.5	26	0
Woosley	1	25	25.0	25	0
Kearney	1	22	22.0	22	0
Townsend	1	13	13.0	13	0
Westbrooks	1	12	12.0	12	0
Stone	1	3	3.0	3	0
Team	55	1,148	20.9	32	0
Opponents	50	1,101	22.0	100t	2

## PUNTING

	No.	Yds.	Avg.	TB In20	Lg	Blk.	
Wood	51	1,919	37.6	3	12	81	0
Little	46	1,749	38.0	5	6	54	2
Bakken	4	147	36.8	0	1	42	0
Team	101	3,815	37.8	8	19	81	2
Opponents	93	3,656	39.3	9	18	59	1

## FIELD GOALS

	1-19	20-29	30-39	40-49	50+
Bakken	0-0	4-5	4-8	3-9	0-0
Team	0-0	4-5	4-8	3-9	0-0
Opponents	0-0	4-4	5-7	3-5	1-2

## USUAL STARTING LINEUP

<b>Offense</b>	<b>Defense</b>
WR..... Pat Tilley	LE..... Bob Pollard
LT..... Keith Wortman	NT..... Mike Dawson
LG..... Bob Young	RE..... John Zook
C..... Tom Banks	LOLB..... Steve Neils
RG..... Terry Stief	LILB..... Tim Kearney
Keith Wortman	RILB..... Kurt Alleraman
RT..... Dan Dierdorf	Eric Williams
TE..... Al Chandler	Mark Arneson
Eason Ramsey	LCB..... Carl Allen
WR..... Mel Gray	RCB..... Roger Wehrli
QB..... Jim Hart	SS..... Ken Greene
RB..... Wayne Morris	FS..... Ken Stone
FB..... Jim Otis	P..... Mike Wood
K..... Jim Bakken	Steve Little

## NOTES

After an absence from football spent in political and business ventures, former Oklahoma Sooner mentor **Bud Wilkinson** is named Cardinals' head coach ... combination P/K **Steve Little** of Arkansas is selected by St. Louis in first round (15th overall) of NFL Draft ... Cards lose first eight contests, then finish 6-2 in second half of season ... **Larry Wilson** inducted into the Pro Football Hall of Fame in Canton, Ohio ... **K Jim Bakken** retires after 17 seasons and franchise-record 234 consecutive games played from 1962-78.

## FINAL NFC EAST

### STANDINGS

	Team	W	L	T	Pct.	Pts.	OP
Dallas	12	4	0	.750	384	208	
Philadelphia*	9	7	0	.563	270	250	
Washington	8	8	0	.500	273	283	
St. Louis	6	10	0	.375	248	296	
N.Y. Giants	6	10	0	.375	264	298	

\*Wild-card postseason qualifier



# ARIZONA CARDINALS

## 1979 (5-11)

HEAD COACH **BUD WILKINSON (13 GAMES)**

HEAD COACH **LARRY WILSON (3 GAMES)**

Sept. 16	Dallas	L	21-22	50,855
Sept. 9	At N.Y. Giants	W	27-14	71,370
Sept. 16	Pittsburgh	L	21-24	50,416
Sept. 23	Washington	L	7-17	50,680
Sept. 30	At L.A. Rams	L	0-21	48,160
Oct. 7	At Houston	W	24-17	53,043
Oct. 14	Philadelphia	L	20-24	48,367
Oct. 21	At Dallas	L	13-22	64,300
Oct. 28	Cleveland	L	20-38	47,845
Nov. 4	Minnesota	W	37-7	47,213
Nov. 11	At Washington	L	28-30	50,868
Nov. 18	At Philadelphia	L	13-16	70,235
Nov. 25	At Cincinnati	L	28-34	25,103
Dec. 2	San Francisco	W	13-10	41,593
Dec. 9	N.Y. Giants	W	29-20	39,802
Dec. 16	At Chicago	L	6-42	42,810

307-358  
Home: 3-5 (376,771). Away: 2-6 (425,889).

## TEAM STATISTICS

Total First Downs	305	302
Rushing	145	125
Passing	136	149
Penalty	24	28
Total Net Yards	5184	5074
Avg. Per Game	324.0	317.1
Total Plays	1,095	1,073
Avg. Per Play	4.7	4.7
Net Yards Rushing	2582	2204
Avg. Per Game	161.4	137.8
Total Rushes	566	567
Net Yards Passing	2602	2870
Avg. Per Game	162.6	179.4
Sacked/Yards Lost	32/268	28/194
Gross Yards	2,870	3,064
Att./Comp./Pct.	492/249/50.6478/258/53.9	
Had Intercepted	24	18
Punts/Average	80/33.2	90/39.2
Net Punting Average	32.0	33.3
Penalties/Yards	104/941	94/758
Fumbles/Lost	42/21	40/19
Touchdowns	40	43
Rushing	24	18
Passing	12	22
Returns	4	3

## SCORE BY PERIOD

	Q1	Q2	Q3	Q4	OT	Pts.
Team	43	74	98	92	0	307
Opponents	83	106	44	125	0	358

## SCORING

	TD	R	P	R	PAT	FG	S	Pts.
Anderson	10	8	2	0	0/0	0/0	0	60
Morris	9	8	1	0	0/0	0/0	0	54
Little	0	0	0	0	24/32	19/0	53	0
Brown	7	7	0	0	0/0	0/0	0	42
Tilley	6	0	6	0	0/0	0/0	0	36
Wood	0	0	0	0	6/7	2/7	0	13
Chandler	2	0	2	0	0/0	0/0	0	12
Gray	1	0	1	0	0/0	0/0	0	6
Green	1	0	0	1	0/0	0/0	0	6
Arneson	1	0	0	1	0/0	0/0	0	6
Neils	1	0	0	1	0/0	0/0	0	6
Phillips	1	1	0	0	0/0	0/0	0	6
Wehrli	1	0	0	1	0/0	0/0	0	6
Parris	0	0	0	0	1/1	0/0	0	1
Team	40	24	12	4	31/40	12/60	307	
Opponents	43	18	22	3	41/43	19/30	358	

## PASSING

	Att.	Comp.	Yds.	Comp. %	Yds./Att.	TD	TD%	Int.	Int. %	Long	Sack/Lost	Rating
Hart	379	195	2,218	51.4	5.89	9	2.4	20	5.2	48	25/183	55.8
Pisarkiewicz	109	52	621	47.7	5.69	3	2.7	4	3.6	78t	14/85	59.5
Little	3	2	31	66.7	10.30	0	0.0	0	0.0	16	0/0	100.7
Anderson	1	0	0	0.0	0.00	0	0.0	0	0.0	0	0/0	39.6
Harrell	1	0	0	0.0	0.00	0	0.0	0	0.0	0	0/0	39.6
Team	493	249	2,870	50.6	5.86	12	2.4	24	4.8	78t	39/268	56.7
Opponents	478	258	3,067	53.9	6.42	22	4.6	18	3.7	46	28/194	73.7

## SACKS

Pollard 9.0, Arneson 4.0, Yankowski 4.0, Neils 3.0, Greene 2.0, Williams 2.0, Dawson 2.0, Kearney 1.0, Favron 1.0, Zook 1.0, Nelson 1.0.  
Team 30.0, Opponents 39.0

## RUSHING

	No.	Yds.	Avg.	Long	TD
Anderson	331	1,605	4.8	76t	8
Morris	106	387	3.6	16	8
Brown	73	318	4.4	30t	7
Harrell	19	100	5.3	19	0
Phillips	3	50	16.6	17	1
Lott	11	50	4.5	13	0
Gray	4	41	10.2	38	0
Pisarkiewicz	11	20	1.8	12	0
Hart	6	11	1.8	10	0
Little	2	0	0.0	0	0
Team	566	2,582	4.6	76t	24
Opponents	567	2,204	3.8	52t	18

## RECEIVING

	No.	Yds.	Avg.	Long	TD
Tilley	57	938	16.4	51t	6
Anderson	41	308	7.5	28	2
Morris	35	237	6.7	20	1
Gray	25	447	17.8	78t	1
Brown	25	191	7.6	22	0
Stief	22	324	14.7	32	0
Parris	14	174	12.4	39	0
Childs	8	93	11.6	22	0
Chandler	5	49	9.8	28	2
Murrell	2	20	10.0	14	0
Osborne	7	37	5.3	10	0
Harrell	3	33	11.0	15	0
Green	1	15	15.0	15	0
Lott	2	8	4.0	5	0
Hart	1	-4	-4.0	-4	0
Team	249	2,870	11.6	78t	12
Opponents	258	3,067	11.8	46	22

## INTERCEPTIONS

	No.	Yds.	Avg.	Long	TD
Stone	6	70	11.6	30	0
Allen	5	126	25.2	78	0
Greene	3	37	12.3	21	0
Wehrli	2	8	4.0	9	1
Smith	1	22	22.0	22	0
Williams	1	25	25.0	25	0
Team	18	288	16.0	78	1
Opponents	24	301	12.5	38	1

## PUNT RETURNS

	Ret.	FC	Yds.	Avg.	Long	TD
Harrell	32	12	205	6.4	68	0
Green	8	3	42	5.3	14	0
Nelson	4	0	88	22.0	77	0
Lott	4	3	33	8.2	13	0
Team	48	18	368	7.7	77	0
Opponents	49	7	378	7.7	42	0

## KICKOFF RETURNS

	No.	Yds.	Avg.	Long	TD
Green	41	1,007	24.6	106t	1
Harrell	22	497	22.6	53	0
Barefield	3	62	20.6	23	0
Allerman	2	16	8.0	10	0
Lott	1	19	19.0	19	0
Favron	1	10	10.0	10	0
Garlich	1	0	0.0	0	0
Team	71	1,611	22.7	106t	1
Opponents	57	1,332	23.4	83t	1

## PUNTING

	No.	Yds.	Avg.	TB	Int	Lg	Blk.
Little	80	3,060	38.2	6	17	56	2
Team	80	3,060	38.2	6	17	56	2
Opponents	90	3,529	39.2	8	21	59	0

## FIELD GOALS

	1-19	20-29	30-39	40-49	50+
Little	0-0	5-5	1-3	3-10	1-1
Wood	0-0	2-2	0-2	0-2	0-1
Team	0-0	7-7	1-5	3-12	1-2
Opponents	0-0	7-9	5-8	3-5	4-8

## USUAL STARTING LINEUP

Offense	Defense
WR.....Pat Tilley	LE.....Bob Pollard
LT.....Keith Wortman	NT.....Charlie Davis
LG.....Bob Young	RE.....Mike Lawson
C.....Tom Banks	LOLB.....Eric Williams
RG.....Terry Stieve	LILB.....Steve Neils
RT.....Joe Bostic	Tim Kearney
TE.....Gary Parris	RILB.....Kurt Allerman
WR.....Mel Hart	ROLB.....Mark Arneson
QB.....Jim Hart	Calvin Favron
FB.....Wayne Morris	RCB.....Carl Allen
RB.....Ottis Anderson	LCB.....Roger Wehrli
K.....Steve Little	SS.....Ken Greene
Mike Wood	FS.....Ken Stone
	P.....Steve Little

## NOTES

Head Coach **Bud Wilkinson** resigns after 13 games and a 3-10 record, losing six games by four points or less ... **Larry Wilson** named interim head coach ... Cards win two of last three contests to finish 5-11 ... promising young TE **J.V. Cain** dies after collapsing from a heart condition at training camp ... **Ottis Anderson**, the club's first-round draft choice from Miami (Fl), turns in the finest season by a rookie running back in NFL history with 1,605 yards rushing, a 4.8-yard average per carry, 10 touchdowns, and a season-high 193 yards in his NFL debut at Dallas Sept. 2 ... **DB Roy Green** returns a kickoff an NFL-record 106 yards in the same game ... Anderson later rushes for 105 yards against Dallas, becoming the first player to rush for over 100 yards twice in the same season against the Cowboys.

## FINAL NFC EAST

### STANDINGS

Team	W	L	T	Pct.	Pts.	OP
Dallas#	11	5	0	.688	371	313
Philadelphia*	11	5	0	.688	339	282
Washington	10	6	0	.625	348	295
N.Y. Giants	6	10	0	.375	237	323
St. Louis	5	11	0	.313	307	358

#Top NFL playoff seed  
\*Wild-card postseason qualifier



## 1980 (5-11)

### HEAD COACH JIM HANIFAN

Sept. 7	N.Y. Giants	L	35-41	48,122
Sept. 14	At San Francisco	L	21-24 (OT)	49,999
Sept. 21	At Detroit	L	7-20	80,027
Sept. 28	Philadelphia	W	24-14	49,079
Oct. 5	At New Orleans	W	40-7	56,388
Oct. 12	L.A. Rams	L	13-21	50,230
Oct. 19	At Washington	L	0-23	51,060
Oct. 26	At Baltimore	W	17-10	33,506
Nov. 2	Dallas	L	24-27	50,701
Nov. 9	Atlanta	L	27-33 (OT)	48,662
Nov. 16	At Dallas	L	21-31	52,567
Nov. 23	Kansas City	L	13-21	42,871
Nov. 30	At N.Y. Giants	W	23-7	65,852
Dec. 7	Detroit	W	24-23	66,966
Dec. 14	At Philadelphia	L	3-17	68,969
Dec. 21	Washington	L	7-31	35,942

Home: 2-6 (372,573). Away: 3-5 (458,368).

## TEAM STATISTICS

	Cardinals	Opp.
<b>Total First Downs</b> .....	<b>281</b>	<b>311</b>
Rushing	123	115
Passing	137	176
Penalty	21	20
<b>Total Net Yards</b> .....	<b>4858</b>	<b>5384</b>
Avg. Per Game	303.6	336.5
Total Plays	1,039	1,113
Avg. Per Play	4.7	4.8
<b>Net Yards Rushing</b> .....	<b>2182</b>	<b>2059</b>
Avg. Per Game	136.4	128.7
Total Rushes	519	547
<b>Net Yards Passing</b> .....	<b>2676</b>	<b>3325</b>
Avg. Per Game	167.3	207.8
Sacked/Yards Lost	50/387	38/291
Gross Yards	3,063	3,616
Att./Comp./Pct.	470/239/50.8531	287/54.0
Had Intercepted	24	20
<b>Punts/Average</b> .....	<b>100/41.1</b>	<b>89/40.1</b>
<b>Net Punting Average</b> .....	<b>31.6</b>	<b>33.4</b>
<b>Penalties/Yards</b> .....	<b>103/922</b>	<b>101/919</b>
<b>Fumbles/Lost</b> .....	<b>24/13</b>	<b>27/14</b>
<b>Touchdowns</b> .....	<b>37</b>	<b>43</b>
Rushing	19	17
Passing	16	23
Returns	2	3

## SCORE BY PERIOD

	Q1	Q2	Q3	Q4	OT	Pts.
Team	90	61	74	74	0	299
Opponents	27	115	75	124	9	350

## SCORING

	TD	R	P	R	PAT	FG	S	Pts.
Anderson	9	9	0	0	0/0	0/0	0	54
O' Donoghue	0	0	0	0	18/18	11/15	0	51
Morris	7	6	1	0	0/0	0/0	0	42
Tilley	6	0	6	0	0/0	0/0	0	36
Little	0	0	0	0	17/19	3/8	0	26
Marsh	4	0	4	0	0/0	0/0	0	24
Harrell	3	3	0	0	0/0	0/0	0	18
Gray	3	0	3	0	0/0	0/0	0	18
Brown	2	1	1	0	0/0	0/0	0	12
Combs	1	0	1	0	0/0	0/0	0	6
Allen	1	0	1	0	0/0	0/0	0	6
R. Green	1	0	1	0	0/0	0/0	0	6
<b>Team</b>	<b>37</b>	<b>19</b>	<b>16</b>	<b>2</b>	<b>35/37</b>	<b>14/23</b>	<b>299</b>	<b>299</b>
<b>Opponents</b>	<b>43</b>	<b>17</b>	<b>23</b>	<b>3</b>	<b>41/43</b>	<b>17/32</b>	<b>350</b>	<b>350</b>

## PASSING

	Att.	Comp.	Yds.	Comp. %	Yds./Att.	TD	TD%	Int.	Int. %	Long	Sack/Lost	Rating
Hart	425	228	2,946	53.6	6.93	16	3.7	20	4.7	69t	40/303	68.4
Loyd	28	5	49	17.8	1.75	0	0.0	1	3.6	20	7/48	24.7
Lisch	17	6	68	35.3	4.00	0	0.0	3	17.6	23	3/36	8.6
<b>Team</b>	<b>470</b>	<b>239</b>	<b>3,063</b>	<b>50.8</b>	<b>6.52</b>	<b>16</b>	<b>3.4</b>	<b>24</b>	<b>5.1</b>	<b>69t</b>	<b>50/387</b>	<b>61.7</b>
<b>Opponents</b>	<b>531</b>	<b>287</b>	<b>3,616</b>	<b>54.0</b>	<b>6.81</b>	<b>23</b>	<b>4.3</b>	<b>20</b>	<b>3.8</b>	<b>58t</b>	<b>38/291</b>	<b>74.0</b>

## SACKS

Greer 6.5, Neils 6.5, Yankowski 5.0, Arneson 5.0, Pollard 4.0, Kearney 1.5, Williams 1.5, R. Brown 1.5, Nelson 1.0, Wehrli 1.0, Baker 1.0, R. Green 1.0, Acker .05.

**Team 48.0, Opponents 32.0**

## RUSHING

	No.	Yds.	Avg.	Long	TD
Anderson	301	1,352	4.5	52	9
Morris	117	456	3.9	24	6
Harrell	42	170	4.0	26	3
T. Brown	41	185	4.5	19	1
Hart	9	11	1.2	12	0
Phillips	2	6	3.0	4	0
Love	1	3	3.0	3	0
Loyd	5	2	0.4	2	0
Gray	1	-3	-3	-3	0
<b>Team</b>	<b>519</b>	<b>2,182</b>	<b>4.2</b>	<b>52</b>	<b>19</b>
<b>Opponents</b>	<b>457</b>	<b>2,059</b>	<b>3.8</b>	<b>36</b>	<b>17</b>

## RECEIVING

	No.	Yds.	Avg.	Long	TD
Tilley	68	966	14.2	60t	6
Gray	40	709	17.7	69t	3
Anderson	36	308	8.5	35	0
Marsh	22	269	12.2	29	4
T. Brown	21	290	13.8	63	1
Morris	15	110	7.3	24	1
Stief	16	165	10.3	23	0
Harrell	9	52	5.7	14	0
Bell	8	123	15.4	34	0
Combs	2	52	26.0	38t	1
Lee	2	19	9.5	12	0
<b>Team</b>	<b>239</b>	<b>3,063</b>	<b>12.8</b>	<b>69t</b>	<b>16</b>
<b>Opponents</b>	<b>287</b>	<b>3,616</b>	<b>12.6</b>	<b>58t</b>	<b>23</b>

## INTERCEPTIONS

	No.	Yds.	Avg.	Long	TD
Stone	5	63	12.6	20	0
K. Greene	4	41	10.1	26	0
Allen	3	104	34.6	70t	1
Collier	2	22	11.0	22	0
Williams	2	31	15.5	20	0
Wehrli	1	25	25.0	25	0
Kearney	1	22	22.0	22	0
R. Brown	1	9	9.0	9	0
Green	1	10	10.0	10	0
<b>Team</b>	<b>20</b>	<b>327</b>	<b>16.3</b>	<b>70t</b>	<b>1</b>
<b>Opponents</b>	<b>24</b>	<b>246</b>	<b>10.3</b>	<b>78t</b>	<b>1</b>

## PUNT RETURNS

	Ret.	FC	Yds.	Avg.	Long	TD
Bell	22	3	195	8.8	54	0
R. Green	16	6	168	10.5	57t	1
Harrell	11	4	31	2.8	15	0
Nelson	1	0	5	5.0	5	0
Allen	1	0	0	0.0	0	0
Stone	0	1	0	0.0	0	0
<b>Team</b>	<b>51</b>	<b>14</b>	<b>399</b>	<b>7.8</b>	<b>57t</b>	<b>1</b>
<b>Opponents</b>	<b>64</b>	<b>12</b>	<b>645</b>	<b>10.1</b>	<b>75t</b>	<b>1</b>

## KICKOFF RETURNS

	No.	Yds.	Avg.	Long	TD
R. Green	32	745	23.3	37	0
Harrell	19	348	18.3	33	0
Love	3	46	15.3	27	0
Stone	3	34	11.3	13	0
Phillips	2	28	14.0	14	0
Nelson	1	29	29.0	29	0
Clark	2	14	7.0	11	0
T. Brown	2	26	13.0	16	0
Baker	0	27	27.0	27	0
Collins	1	0	0.0	0	0
<b>Team</b>	<b>65</b>	<b>1,297</b>	<b>19.9</b>	<b>37</b>	<b>0</b>
<b>Opponents</b>	<b>57</b>	<b>1,142</b>	<b>20.0</b>	<b>35</b>	<b>0</b>

## PUNTING

	No.	Yds.	Avg.	TB	In20	Lg	Blk.
Swider	99	4,111	41.5	15	14	66	1
<b>Team</b>	<b>100</b>	<b>4,111</b>	<b>41.1</b>	<b>15</b>	<b>14</b>	<b>66</b>	<b>1</b>
<b>Opponents</b>	<b>89</b>	<b>3,570</b>	<b>40.1</b>	<b>9</b>	<b>13</b>	<b>59</b>	<b>0</b>

## FIELD GOALS

	1-19	20-29	30-39	40-49	50+
O'Donoghue	0-0	3-3	3-4	5-8	0-0
Little	0-0	1-2	2-4	0-2	0-0
<b>Team</b>	<b>0-0</b>	<b>4-5</b>	<b>5-8</b>	<b>5-10</b>	<b>0-0</b>
<b>Opponents</b>	<b>1-1</b>	<b>6-7</b>	<b>7-10</b>	<b>3-10</b>	<b>0-4</b>

## USUAL STARTING LINEUP

Offense	Defense
WR..... Pat Tilley	LE.....Bob Pollard
LT.....George Collins	NT.....Rush Brown
LG.....Joe Bostic	RE.....Ron Yankowski
Barney Cotton	LOLB.....Steve Neils
C.....Tom Brahaney	LILB.....Eric Williams
Tom Banks	Calvin Favron
RG.....Brad Oates	RILB.....Tim Kearney
Joe Bostic	ROLB.....Mark Arneson
RT.....Dan Dierdorf	LCB.....Carl Allen
TE.....Doug Marsh	Tim Collier
WR.....Mel Gray	RCB.....Roger Wehrli
QB.....Jim Hart	SS.....Lew Nelson
FB.....Wayne Morris	Ken Greene
RB.....Ottis Anderson	FS.....Ken Stone
K.....Neil O'Donoghue	Roy Green
Steve Little	P.....Larry Swider

## NOTES

Former Don Coryell assistant Jim Hanifan returns to St. Louis as head coach ... Cards finish 5-11 ... future Hall of Famer Dan Dierdorf returns from reconstructive knee surgery to start all 16 games at right tackle and earn a sixth trip to the Pro Bowl ... P Larry Swider sets Cardinal single-season mark with 99 punts ... Card defense ties NFL single-game mark with 12 quarterback sacks at Baltimore Oct. 26 ... 330 rushing yards at New Orleans Oct. 5 establish club single-game record ... after six games, 1978 first-round draft choice K Steve Little is released and involved in auto accident that results in disabling injuries and permanent wheelchair confinement.

## FINAL NFC EAST STANDINGS

Team	W	L	T	Pct.	Pts.	OP
Philadelphia	12	4	0	.750	384	222
Dallas*	12	4	0	.750	454	311
Washington	6	10	0	.375	261	293
St. Louis	5	11	0	.313	299	350
N.Y. Giants	4	12	0	.250	249	425

\*Wild-card postseason qualifier



# ARIZONA CARDINALS

## 1981 (7-9)

### HEAD COACH JIM HANIFAN

Sept. 6	Miami	L	7-20	50,351
Sept. 13	At Dallas	L	17-30	63,602
Sept. 20	Washington	W	40-30	50,182
Sept. 27	At Tampa Bay	L	10-30	65,850
Oct. 4	Dallas	W	20-17	49,777
Oct. 11	At N.Y. Giants	L	14-34	67,128
Oct. 18	At Atlanta	L	20-41	51,428
Oct. 25	Minnesota	W	30-17	48,039
Nov. 1	At Washington	L	21-42	50,643
Nov. 8	Philadelphia	L	10-52	48,421
Nov. 15	Buffalo	W	24-0	46,214
Nov. 22	At Baltimore	W	35-24	24,784
Nov. 29	At New England	W	27-20	39,946
Dec. 6	New Orleans	W	30-3	46,923
Dec. 13	N.Y. Giants	L	10-20	47,358
Dec. 20	At Philadelphia	L	0-38	56,656
			315-408	
Home: 5-3 (384,675). Away: 2-6 (420,037).				

## TEAM STATISTICS

	Cards	Opp.
<b>Total First Downs</b> .....	<b>300</b>	<b>328</b>
Rushing	135	134
Passing	141	162
Penalty	24	23
<b>Total Net Yards</b> .....	<b>5077</b>	<b>5723</b>
Avg. Per Game	317.3	357.7
Total Plays	994	1,015
Avg. Per Play	5.1	5.6
<b>Net Yards Rushing</b> .....	<b>2213</b>	<b>2428</b>
Avg. Per Game	138.3	151.8
Total Rushes	519	509
<b>Net Yards Passing</b> .....	<b>2864</b>	<b>3295</b>
Avg. Per Game	179.0	205.9
Sacked/Yards Lost	48/405	32/252
Gross Yards	3,269	3,547
Att./Comp./Pct.	477/253/53.0	494/282/57.1
Had Intercepted	24	21
<b>Punts/Average</b> .....	<b>69/41.8</b>	<b>69/41.3</b>
<b>Penalties/Yards</b> .....	<b>106/777</b>	<b>98/845</b>
<b>Fumbles/Lost</b> .....	<b>34/21</b>	<b>33/16</b>
<b>Touchdowns</b> .....	<b>37</b>	<b>50</b>
Rushing	20	20
Passing	15	29
Returns	2	1

## SCORE BY PERIOD

	Q1	Q2	Q3	Q4	OT	Pts.
Team	83	71	41	120	0	315
Opponents	92	117	92	107	0	408

## SCORING

	TD	R	P	R	PAT	FG	S	Pts.
O'Donoghue	0	0	0	0	36/37	19/32	0	93
Anderson	9	9	0	0	0/0	0/0	0	54
R. Green	5	1	4	0	0/0	0/0	0	30
Morris	5	5	0	0	0/0	0/0	0	30
Tilley	3	0	3	0	0/0	0/0	0	18
Harrell	2	1	1	0	0/0	0/0	0	12
T. Brown	2	2	0	0	0/0	0/0	0	12
Gray	2	0	2	0	0/0	0/0	0	12
Mitchell	2	1	1	0	0/0	0/0	0	12
Lomax	2	2	0	0	0/0	0/0	0	12
La Fleur	2	0	2	0	0/0	0/0	0	12
Stief	1	0	1	0	0/0	0/0	0	6
Marsh	1	0	1	0	0/0	0/0	0	6
Ahrens	1	1	0	0	0/0	0/0	0	6
<b>Team</b>	<b>37</b>	<b>20</b>	<b>15</b>	<b>2</b>	<b>36/37</b>	<b>19/32</b>	<b>0</b>	<b>315</b>
<b>Opponents</b>	<b>50</b>	<b>20</b>	<b>29</b>	<b>1</b>	<b>48/50</b>	<b>20/26</b>	<b>0</b>	<b>408</b>

## PASSING

	Att.	Comp.	Yds.	Comp. %	Yds./Att.	TD	TD%	Int.	Int. %	Long	Sack/Lost	Rating
Hart	241	134	1,694	55.6	7.03	11	4.5	14	5.8	58t	16/119	68.8
Lomax	236	119	1,575	50.4	6.67	4	1.7	10	4.2	75	32/281	60.1
<b>Team</b>	<b>477</b>	<b>253</b>	<b>3,269</b>	<b>53.0</b>	<b>6.85</b>	<b>15</b>	<b>3.1</b>	<b>24</b>	<b>5.0</b>	<b>75</b>	<b>48/405</b>	<b>64.3</b>
<b>Opponents</b>	<b>495</b>	<b>282</b>	<b>3,547</b>	<b>56.9</b>	<b>7.16</b>	<b>29</b>	<b>5.8</b>	<b>19</b>	<b>3.8</b>	<b>79t</b>	<b>32/252</b>	<b>82.9</b>

## SACKS

Greer 12.2, Baker 5.0, R. Brown 3.5, Mays 2.5, Nelson 2.0, Dawson 2.0, Favron 1.0, Pollard 1.0, Radford 1.0, Junior 1.0.  
Team 48.0, Opponents 32.0

## RUSHING

	No.	Yds.	Avg.	Long	TD
Anderson	328	1,376	4.2	28	9
Morris	111	415	3.7	14	5
Mitchell	31	175	5.6	43	0
Lomax	19	104	5.5	22t	2
R. Green	3	60	20.0	44t	1
T. Brown	15	52	3.5	11t	2
Love	3	11	3.7	4	0
Stief	1	8	8.0	8	0
Harrell	5	6	1.2	4	1
Gray	1	4	4.0	4	0
Hart	2	2	1.0	4	0
Birdsong	1	-2	-2	-2	0
<b>Team</b>	<b>519</b>	<b>2,213</b>	<b>4.3</b>	<b>44t</b>	<b>20</b>
<b>Opponents</b>	<b>509</b>	<b>2,428</b>	<b>4.8</b>	<b>46</b>	<b>20</b>

## RECEIVING

	No.	Yds.	Avg.	Long	TD
Tilley	66	1,040	15.7	75	3
Anderson	51	387	7.6	27	0
R. Green	33	708	21.4	60	4
Gray	27	310	11.5	41t	2
Morris	19	165	8.7	21	0
Harrell	14	131	9.4	62t	1
LaFleur	14	190	13.6	27t	2
Mitchell	6	35	5.8	16	1
Marsh	6	80	13.3	20	1
Stief	5	77	15.4	29	1
Combs	5	54	10.8	13	0
T. Brown	4	60	20.0	28	0
Floyd	3	32	14.0	16	0
<b>Team</b>	<b>253</b>	<b>3,269</b>	<b>12.9</b>	<b>75</b>	<b>15</b>
<b>Opponents</b>	<b>282</b>	<b>3,547</b>	<b>12.6</b>	<b>79t</b>	<b>29</b>

## INTERCEPTIONS

	No.	Yds.	Avg.	Long	TD
K. Greene	7	111	15.8	47	0
Wehrli	4	8	2.0	6	0
R. Green	3	44	14.7	29	0
Favron	1	42	42.0	42	0
Collier	1	17	17.0	17	0
Ahrens	1	14	14.0	14t	1
Junior	1	5	5.0	5	0
Williams	1	17	17.0	17	0
Griffin	1	4	5.0	4	0
Johnson	1	19	19.0	19	0
<b>Team</b>	<b>21</b>	<b>281</b>	<b>13.4</b>	<b>47</b>	<b>1</b>
<b>Opponents</b>	<b>24</b>	<b>312</b>	<b>13.0</b>	<b>54</b>	<b>0</b>

## PUNT RETURNS

	Ret.	FC	Yds.	Avg.	Long	TD
Mitchell	42	0	445	10.6	50t	1
Harrell	1	1	8	8.0	8	0
K. Greene	0	1	0	0.0	0	0
<b>Team</b>	<b>43</b>	<b>2</b>	<b>453</b>	<b>10.5</b>	<b>50t</b>	<b>1</b>
<b>Opponents</b>	<b>37</b>	<b>10</b>	<b>276</b>	<b>7.4</b>	<b>40</b>	<b>0</b>

## KICKOFF RETURNS

	No.	Yds.	Avg.	Long	TD
Mitchell	55	1,292	23.5	67	0
R. Green	8	135	16.9	28	0
Harrell	7	118	16.8	29	0
Love	3	46	15.3	25	0
Griffin	2	34	17.0	26	0
<b>Team</b>	<b>75</b>	<b>1,625</b>	<b>21.7</b>	<b>67</b>	<b>0</b>
<b>Opponents</b>	<b>55</b>	<b>1,163</b>	<b>21.1</b>	<b>84</b>	<b>0</b>

## PUNTING

	No.	Yds.	Avg.	TB	In20	Lg	Blk.
Birdsong	69	2,883	41.8	8	19	75	0
<b>Team</b>	<b>69</b>	<b>2,883</b>	<b>41.8</b>	<b>8</b>	<b>19</b>	<b>75</b>	<b>0</b>
<b>Opponents</b>	<b>69</b>	<b>2,852</b>	<b>41.3</b>	<b>6</b>	<b>12</b>	<b>52</b>	<b>0</b>

## FIELD GOALS

	1-19	20-29	30-39	40-49	50+
O' Donoghue	2-2	8-8	4-6	5-11	0-5
<b>Team</b>	<b>2-2</b>	<b>8-8</b>	<b>4-6</b>	<b>5-11</b>	<b>0-5</b>
<b>Opponents</b>	<b>0-0</b>	<b>0-0</b>	<b>8-8</b>	<b>6-8</b>	<b>6-10</b>

## USUAL STARTING LINEUP

<b>Offense</b>	<b>Defense</b>
WR.....Pat Tilley	LE.....Bob Pollard
LT.....George Collins	LT.....Mike Dawson
LG.....Terry Stieve	RT.....Rush Brown
C.....Tom Brahaney	RE.....Curtis Greer
RG.....Joe Bostic	LLB.....Calvin Favron
RT.....Dan Dierdorf	Eric Williams
TE.....Greg LaFleur	LLB.....E.J. Junior
WR.....Mel Gray	MLB.....Tim Kearney
QB.....Jim Hart	Dave Ahrens
Neil Lomax	LCB.....Carl Allen
RB.....Ottis Anderson	Jeff Griffin
FB.....Wayne Morris	RCB.....Roger Wehrli
K.....Neil O'Donoghue	Tim Collier
	SS.....Lee Nelson
	FS.....Ken Stone
	P.....Carl Birdsong

## NOTES

The 1981 draft class includes Alabama LB **E.J. Junior** (first round), Portland State QB **Neil Lomax** (second round), and Citadel RB **Stump Mitchell** (ninth round), a trio that would combine for 26 seasons with the Cards ... all three earn consensus NFL all- rookie team notice ... Lomax named starter for final six games as Cards win four consecutive times to finish 7-9 ... return specialist Mitchell breaks or ties eight club marks and equals two NFL records ... **Roy Green** doubles as defensive back and wide receiver as the league's first authentic two-way player in more than two decades.

## FINAL NFC EAST STANDINGS

	Team	W	L	T	Pct.	Pts.	OP
	Dallas	12	4	0	.750	367	277
	Philadelphia*	10	6	0	.625	368	221
	N.Y. Giants	9	7	0	.563	295	257
	Washington	8	8	0	.500	347	349
	St. Louis	7	9	0	.438	315	408

\*Wild-card postseason qualifier





## 1982 (5-4)

### HEAD COACH JIM HANIFAN

Sept. 12	At New Orleans	W	21-7	58,673
Sept. 19	Dallas	L	7-24	50,705
Nov. 21	San Francisco	L	20-31	38,064
Nov. 28	At Atlanta	W	23-20	33,411
Dec. 5	At Philadelphia	W	23-20	63,622
Dec. 12	Washington	L	7-12	35,308
Dec. 19	At Chicago	W	10-17	43,270
Dec. 26	N.Y. Giants	W	24-21	39,824
Jan. 2	At Washington	L	0-28	52,554
135-170				
Home: 1-3 (163,901). Away: 4-1 (251,530).				

### First Round Super Bowl Tournament

Jan. 8	At Green Bay	L	16-41	54,282
--------	--------------	---	-------	--------

## TEAM STATISTICS

	Cards	Opp.
<b>Total First Downs</b> .....	<b>71</b>	<b>163</b>
Rushing	17	58
Passing	81	98
Penalty	10	7
<b>Total Net Yards</b> .....	<b>2,542</b>	<b>2,848</b>
Avg. Per Game	282.4	316.4
Total Plays	579	570
Avg. Per Play	4.4	5.0
<b>Net Yards Rushing</b> ....	<b>1,209</b>	<b>995</b>
Avg. Per Game	134.3	110.6
Total Rushes	307	256
<b>Net Yards Passing</b> ....	<b>1,124</b>	<b>1,853</b>
Avg. Per Game	124.9	205.9
Sacked/Yards Lost	32/243	23/183
Gross Yards	1,367	2,035
Att./Comp./Pct.	240/129/53.8	291/174/59.8
Had Intercepted	6	6
<b>Punts/Average</b> .....	<b>54/43.8</b>	<b>51/41.1</b>
Penalties/Yards	55/523	54/424
Fumbles/Lost	17/10	14/9
<b>Touchdowns</b> .....	<b>16</b>	<b>21</b>
Rushing	10	5
Passing	6	16
Returns	0	0

## SCORE BY PERIOD

	Q1	Q2	Q3	Q4	OT	Pts.
Team	31	48	19	37	0	135
Opponents	23	34	44	69	0	170

## SCORING

	TD	R	P	R	PAT	FG	S	Pts.
O' Donoghue	0	0	0	0	15/16	8/13	0	39
Morris	4	0	0	0	0/0	0/0	0	24
Anderson	3	3	0	0	0/0	0/0	0	18
Green	3	0	3	0	0/0	0/0	0	18
Tilley	2	0	2	0	0/0	0/0	0	12
Lomax	1	1	0	0	0/0	0/0	0	6
Mitchell	1	1	0	0	0/0	0/0	0	6
LaFleur	1	0	1	0	0/0	0/0	0	6
Wehrli	1	1	0	0	0/0	0/0	0	6
<b>Team</b>	<b>16</b>	<b>10</b>	<b>6</b>	<b>0</b>	<b>15/16</b>	<b>8/13</b>	<b>0</b>	<b>135</b>
<b>Opponents</b>	<b>21</b>	<b>5</b>	<b>16</b>	<b>0</b>	<b>20/21</b>	<b>8/18</b>	<b>0</b>	<b>170</b>

## SACKS

Sacks: Greer 7.5, Grooms 4.5, Brown 3.5, Dawson 3.5, Galloway 2.0, Junior 1.5  
Team 32.0 Opponents 23.0.

## PASSING

	Att.	Comp.	Yds.	Comp. %	Yds./Att.	TD	TD%	Int.	Int. %	Long	Sack/Lost	Rating
Lomax	205	109	1,367	53.2	6.7	5	2.4	6	2.9	42	31/234	70.3
Hart	33	19	199	57.5	6.0	1	3.0	0	0.0	22	0/0	85.9
Green	1	0	0	0.0	0.0	0	0.0	0	0.0	0	1/9	39.6
Harrell	1	1	10	100.0	10.0	0	0.0	0	0.0	10	0/0	108.3
<b>Team</b>	<b>240</b>	<b>129</b>	<b>1,576</b>	<b>53.2</b>	<b>6.6</b>	<b>6</b>	<b>2.5</b>	<b>6</b>	<b>2.9</b>	<b>42</b>	<b>32/243</b>	<b>72.4</b>
<b>Opponents</b>	<b>291</b>	<b>174</b>	<b>2,035</b>	<b>59.8</b>	<b>7.0</b>	<b>16</b>	<b>5.5</b>	<b>6</b>	<b>2.1</b>	<b>55</b>	<b>23/182</b>	<b>90.7</b>

## RUSHING

	No.	Yds.	Avg.	Long	TD
Anderson	145	587	4.0	64	3
Morris	84	274	3.3	9	4
Mitchell	39	189	4.8	32t	1
Lomax	28	119	4.2	19	1
Harrell	4	14	3.5	8	0
Green	6	8	1.2	13	0
Wehrli	1	18	18.0	18t	1
<b>Team</b>	<b>307</b>	<b>1,209</b>	<b>3.9</b>	<b>64</b>	<b>10</b>
<b>Opponents</b>	<b>256</b>	<b>995</b>	<b>3.9</b>	<b>37</b>	<b>5</b>

## RECEIVING

	No.	Yds.	Avg.	Long	TD
Tilley	36	465	14.5	34	2
Green	32	454	14.2	42	3
Anderson	14	106	7.6	19	0
Mitchell	11	149	13.5	30	0
Harrell	11	127	11.5	36	0
Marsh	6	94	15.7	21	0
LaFleur	5	67	13.4	30	1
Shumann	5	58	11.6	23	0
Gray	4	34	8.5	13	0
Morris	3	8	2.6	11	0
Lomax	1	10	10.0	10	0
Thompson	1	5	5.0	5	0
<b>Team</b>	<b>129</b>	<b>1,576</b>	<b>12.2</b>	<b>42</b>	<b>6</b>
<b>Opponents</b>	<b>174</b>	<b>2,035</b>	<b>11.7</b>	<b>55</b>	<b>16</b>

## INTERCEPTIONS

	No.	Yds.	Avg.	Long	TD
Perrin	1	35	35.0	35	0
Griffin	1	8	8.0	8	0
Nelson	1	7	7.0	7	0
K. Greene	1	2	2.0	2	0
Allen	1	0	0.0	0	0
Dawson	1	0	0.0	0	0
<b>Team</b>	<b>6</b>	<b>52</b>	<b>8.7</b>	<b>35</b>	<b>0</b>
<b>Opponents</b>	<b>6</b>	<b>37</b>	<b>6.1</b>	<b>19</b>	<b>0</b>

## PUNT RETURNS

	Ret.	FC	Yds.	Avg.	Long	TD
Mitchell	27	0	165	6.1	15	0
Green	3	0	20	6.7	11	0
Ferrell	1	0	6	6.0	6	0
Harrell	1	1	1	1.0	1	0
<b>Team</b>	<b>32</b>	<b>1</b>	<b>192</b>	<b>6.0</b>	<b>15</b>	<b>0</b>
<b>Opponents</b>	<b>0</b>	<b>0</b>	<b>0.0</b>	<b>0.0</b>	<b>0</b>	<b>0</b>

## KICKOFF RETURNS

	No.	Yds.	Avg.	Long	TD
Mitchell	16	364	22.7	33	0
Harrell	8	150	18.7	31	0
Ferrell	4	88	22.0	27	0
Love	4	69	17.2	24	0
Morris	1	14	14.0	14	0
Griffin	1	12	12.0	12	0
Ahrens	1	5	5.0	5	0
<b>Team</b>	<b>35</b>	<b>702</b>	<b>20.0</b>	<b>33</b>	<b>0</b>
<b>Opponents</b>	<b>26</b>	<b>542</b>	<b>20.8</b>	<b>44</b>	<b>0</b>

## PUNTING

	No.	Yds.	Avg.	TB	In20	Lg	Blk.
Birdsong	54	2,365	43.8	6	8	65	0
<b>Team</b>	<b>54</b>	<b>2,365</b>	<b>43.8</b>	<b>6</b>	<b>8</b>	<b>65</b>	<b>0</b>
<b>Opponents</b>	<b>51</b>	<b>2,099</b>	<b>41.1</b>	<b>3</b>	<b>11</b>	<b>53</b>	<b>0</b>

## FIELD GOALS

	1-19	20-29	30-39	40-49	50+
O'Donoghue	1-1	2-3	3-3	2-6	0-0
<b>Team</b>	<b>1-1</b>	<b>2-3</b>	<b>3-3</b>	<b>2-6</b>	<b>0-0</b>
<b>Opponents</b>	<b>0-0</b>	<b>5-6</b>	<b>3-5</b>	<b>0-6</b>	<b>0-1</b>

## USUAL STARTING LINEUP

Offense	Defense
WR.....Pat Tilley	LE.....Elois Grooms
LT.....Luis Sharpe	LT.....Mike Dawson
LG.....Terry Stieve	RT.....Rush Brown
C.....Dan Dierdorf	RE.....Curtis Greer
RG.....Joe Bostic	LLB.....E.J. Junior
TE.....Tootie Robbins	MLB.....Dave Ahrens
RT.....Doug Marsh	RLB.....Charlie Baker
	RCB.....Jeff Griffin
WR.....Roy Green	LCB.....Carl Allen
QB.....Neil Lomax	SS.....Lee Nelson
RB.....Ottis Anderson	FS.....Benny Perrin
FB.....Wayne Morris	P.....Carl Birdsong
K.....Neil O'Donoghue	

## NOTES

A second consecutive jackpot draft class of UCLA T **Luis Sharpe** (first round), Florida DT **David Galloway** (second round), Alabama S **Benny Perrin** (third round), and East Tennessee State FB **Earl Ferrell** (fifth round) will average over eight years per player, all four earning near-immediate starting roles ... Cards become youngest team in NFL to qualify for the Super Bowl tournament in strike-shortened season with 5-4 record ... NFL players walk out Sept. 19 after second game of the season due to labor strike ... play does not resume until Nov. 21 ... Cards lose 41-16 at Green Bay in first-round action as Card QB **Neil Lomax** sets league postseason record with 385 yards passing.

## FINAL NFC STANDINGS

Team	W	L	T	Pct.	Pts.	OP
Washington*	8	1	0	.889	190	128
Dallas	6	3	0	.667	226	145
Green Bay	5	3	1	.611	226	169
Minnesota	5	4	0	.556	187	198
Atlanta	5	4	0	.556	183	199
St. Louis	5	4	0	.556	135	170
Tampa Bay	5	4	0	.556	158	178
Detroit	4	5	0	.444	181	176
New Orleans	4	5	0	.444	129	160
N.Y. Giants	4	5	0	.444	164	160
San Francisco	3	6	0	.333	209	206
Chicago	3	6	0	.333	141	174
Philadelphia	3	6	0	.333	191	195
L.A. Rams	2	7	0	.222	200	250

\*Top NFC playoff seed  
As the result of a 57-day players' strike, the 1982 NFL regular-season schedule was reduced from 16 weeks to nine. At the conclusion of the regular season, the NFL conducted a 16-team postseason Super Bowl Tournament. Eight teams from each conference were seeded 1-8 based upon their records during the season.



# ARIZONA CARDINALS

## 1983 (8-7-1)

### HEAD COACH JIM HANIFAN

Sept. 4	At New Orleans	L 17-28	65,225
Sept. 11	Dallas	L 17-34	48,532
Sept. 18	San Francisco	L 27-42	38,130
Sept. 25	At Philadelphia	W 14-11	64,465
Oct. 2	At Kansas City	L 14-38	58,975
Oct. 9	Washington	L 14-38	42,698
Oct. 16	At Tampa Bay	W 34-27	48,224
Oct. 24	N.Y. Giants	T 20-20 (OT)	45,630
Oct. 30	Minnesota	W 41-31	38,796
Nov. 6	At Washington	L 7-45	51,380
Nov. 13	Seattle	W 33-28	33,280
Nov. 20	San Diego	W 44-14	40,644
Nov. 24	At Dallas	L 17-35	60,764
Dec. 4	At N.Y. Giants	W 10-6	25,156
Dec. 11	At L.A. Raiders	W 34-24	32,111
Dec. 18	Philadelphia	W 31-7	21,902

Home: 4-3-1 (309,612). Away: 4-4 (406,300).

## TEAM STATISTICS

<b>Total First Downs</b> .....	<b>295</b>	<b>286</b>
Rushing	123	107
Passing	148	161
Penalty	24	18
<b>Total Net Yards</b> .....	<b>5143</b>	<b>5005</b>
Avg. Per Game	321.4	312.8
Total Plays	1,044	1,020
Avg. Per Play	4.9	4.9
<b>Net Yards Rushing</b> .....	<b>2275</b>	<b>1838</b>
Avg. Per Game	142.2	114.9
Total Rushes	525	444
<b>Net Yards Passing</b> .....	<b>2868</b>	<b>3167</b>
Avg. Per Game	179.3	197.9
Sacked/Yards Lost	59/441	59/468
Gross Yards	3,309	3,635
Att./Comp./Pct.	460/267/58.05/19/290/55.9	
Had Intercepted	21	28
<b>Punts/Average</b> .....	<b>85/41.5</b>	<b>88/40.3</b>
<b>Penalties/Yards</b> .....	<b>89/770</b>	<b>102/819</b>
<b>Fumbles/Lost</b> .....	<b>50/27</b>	<b>32/20</b>
<b>Touchdowns</b> .....	<b>47</b>	<b>56</b>
Rushing	15	23
Passing	29	24
Returns	3	9

## SCORE BY PERIOD

	Q1	Q2	Q3	Q4	OT	Pts.
Team	79	128	86	81	0	374
Opponents	88	124	105	111	0	428

## SCORING

	TD	R	P	R	PAT	FG	S	Pts.
O'Donoghue	0	0	0	0	45/47	15/29	90	90
Green	14	0	14	0	0/0	0/0	0	84
Marsh	8	0	8	0	0/0	0/0	0	48
Anderson	6	5	1	0	0/0	0/0	0	36
Tilley	5	0	5	0	0/0	0/0	0	30
Mitchell	3	3	0	0	0/0	0/0	0	18
Love	3	2	1	0	0/0	0/0	0	18
Lomax	2	2	0	0	0/0	0/0	0	12
Morris	2	2	0	0	0/0	0/0	0	12
Nelson	1	0	0	1	0/0	0/0	0	6
Perrin	1	0	0	1	0/0	0/0	0	6
Grooms	1	0	0	1	0/0	0/0	0	6
Ferrell	1	1	0	0	0/0	0/0	0	6
Galloway	0	0	0	0	0/0	0/0	1	2
<b>Team</b>	<b>47</b>	<b>15</b>	<b>29</b>	<b>3</b>	<b>45/47</b>	<b>15/29</b>	<b>1374</b>	
<b>Opponents</b>	<b>56</b>	<b>23</b>	<b>24</b>	<b>9</b>	<b>51/56</b>	<b>12/14</b>	<b>1428</b>	

## PASSING

	Att.	Comp.	Yds.	Comp. %	Yds./Att.	TD	TD%	Int.	Int. %	Long	Sack/Lost	Rating
Lomax	354	209	2,636	59.0	7.45	24	6.8	11	3.1	71t	40/291	92.0
Hart	91	50	592	54.9	6.51	4	4.4	8	8.8	39t	16/123	53.0
Lisch	13	6	66	46.1	5.08	1	4.8	2	15.4	26	3/27	47.8
Birdsong	1	1	11	00.0	0.00	0	0.0	0	0.0	0	0/0	112.5
Perrin	1	1	4	00.0	0.00	0	0.0	0	0.0	0	0/0	83.3
<b>Team</b>	<b>460</b>	<b>267</b>	<b>3,309</b>	<b>58.0</b>	<b>7.19</b>	<b>29</b>	<b>6.3</b>	<b>21</b>	<b>4.6</b>	<b>71t</b>	<b>59/441</b>	<b>82.2</b>
<b>Opponents</b>	<b>519</b>	<b>290</b>	<b>3,635</b>	<b>55.9</b>	<b>7.00</b>	<b>24</b>	<b>4.6</b>	<b>28</b>	<b>5.4</b>	<b>69t</b>	<b>59/468</b>	<b>70.6</b>

## SACKS

Greer 16.0, A. Baker 13.5, Galloway 12.0, Junior 7.5, Mays 3.0, Nelson 2.0, Grooms 1.0, Harris 1.0, Perrin 1.0, Duda 1.0, Brown 1.0.  
**Team 59.0, Opponents 59.0**

## RUSHING

	No.	Yds.	Avg.	Long	TD
Anderson	296	1,270	4.3	43	5
Mitchell	68	373	5.5	46	3
Morris	75	257	3.4	17	2
Lomax	27	125	4.6	35	2
Love	35	103	2.9	16	2
Ferrell	7	53	7.6	21	1
Green	4	49	12.3	25	0
Harrell	4	13	3.3	8	0
Hart	5	12	2.4	13	0
Sharpe	1	11	11.0	11	0
Lisch	2	9	4.5	5	0
Perrin	1	0	0.0	0	0
<b>Team</b>	<b>525</b>	<b>2,275</b>	<b>4.3</b>	<b>46</b>	<b>15</b>
<b>Opponents</b>	<b>444</b>	<b>1,838</b>	<b>4.1</b>	<b>76t</b>	<b>23</b>

## RECEIVING

	No.	Yds.	Avg.	Long	TD
Green	78	1,227	15.7	71t	14
Anderson	54	459	8.5	40	1
Tilley	44	690	15.7	71t	5
Marsh	32	421	13.2	38	8
Morris	14	55	3.9	11	0
Shumann	11	154	14.0	33	0
LeFleur	12	99	8.3	21	0
Mitchell	7	54	7.7	17	0
Love	6	58	9.7	16	1
Harrell	3	25	8.3	13	0
Thompson	2	31	15.5	22	0
Pittman	2	21	10.0	11	0
McGill	1	11	11.0	11	0
Ahrens	1	4	4.0	4	0
<b>Team</b>	<b>267</b>	<b>3,309</b>	<b>12.4</b>	<b>71t</b>	<b>29</b>
<b>Opponents</b>	<b>290</b>	<b>3,635</b>	<b>12.5</b>	<b>69t</b>	<b>24</b>

## INTERCEPTIONS

	No.	Yds.	Avg.	Long	TD
Washington	8	92	11.5	26	0
Perrin	4	50	12.5	30	0
Harris	3	10	3.3	10	0
Junior	3	27	9.0	19	0
Mack	3	25	8.3	13	0
Grooms	1	10	10.0	10	0
A. Baker	2	24	12.0	19	0
Nelson	1	8	8.0	8	0
Galloway	1	17	17.0	17	0
W. Smith	2	3	1.5	3	0
<b>Team</b>	<b>28</b>	<b>266</b>	<b>9.5</b>	<b>30</b>	<b>0</b>
<b>Opponents</b>	<b>21</b>	<b>385</b>	<b>18.3</b>	<b>70t</b>	<b>5</b>

## PUNT RETURNS

	Ret.	FC	Yds.	Avg.	Long	TD
Mitchell	38	1	337	8.9	34	0
Bird	14	2	76	5.4	16	0
Harrell	5	1	31	6.2	11	0
Ferrell	1	0	17	17.0	17	0
<b>Team</b>	<b>58</b>	<b>4</b>	<b>461</b>	<b>7.9</b>	<b>34</b>	<b>0</b>
<b>Opponents</b>	<b>47</b>	<b>13</b>	<b>307</b>	<b>6.5</b>	<b>19</b>	<b>0</b>

## KICKOFF RETURNS

	No.	Yds.	Avg.	Long	TD
Mitchell	36	778	21.6	66	0
Ferrell	13	257	19.8	28	0
Bird	9	194	21.6	33	0
Schmitt	4	41	10.3	19	0
Love	3	71	23.7	23	0
Harrell	3	62	20.7	26	0
L. Smith	1	19	19.0	19	0

## KICKOFF RETURNS (CONT.)

	No.	Yds.	Avg.	Long	TD
Green	1	14	14.0	14	0
Duda	1	12	12.0	12	0
Allerman	1	11	11.0	11	0
<b>Team</b>	<b>72</b>	<b>1,459</b>	<b>20.3</b>	<b>66</b>	<b>0</b>
<b>Opponents</b>	<b>66</b>	<b>1,300</b>	<b>19.9</b>	<b>94t</b>	<b>1</b>

## PUNTING

	No.	Yds.	Avg.	TB	In 20	Lg	Blk.
Birdsong	85	3,529	41.5	7	14	59	0
<b>Team</b>	<b>85</b>	<b>3,529</b>	<b>41.5</b>	<b>7</b>	<b>14</b>	<b>59</b>	<b>0</b>
<b>Opponents</b>	<b>88</b>	<b>3,542</b>	<b>40.3</b>	<b>6</b>	<b>18</b>	<b>56</b>	<b>0</b>

## FIELD GOALS

	1-19	20-29	30-39	40-49	50+
O'Donoghue	0-1	4-6	3-8	6-11	2-3
<b>Team</b>	<b>0-1</b>	<b>4-6</b>	<b>3-8</b>	<b>6-11</b>	<b>2-3</b>
<b>Opponents</b>	<b>0-0</b>	<b>4-4</b>	<b>2-3</b>	<b>6-6</b>	<b>0-2</b>

## USUAL STARTING LINEUP

<b>Offense</b>	<b>Defense</b>
<b>WR</b> .....Pat Tilley	<b>LT</b> ..Al "Bubba" Baker
<b>LT</b> .....Luis Sharpe	<b>OL</b> .....Elois Grooms
<b>LG</b> .....Terry Stieve	<b>Mark Duda</b>
<b>C</b> .....Randy Clark	<b>RT</b> .....David Galloway
<b>RG</b> .....Joe Bostic	<b>RE</b> .....Curtis Greer
<b>RT</b> .....Tootie Robbins	<b>LLB</b> .....E.J. Junior
<b>TE</b> .....Doug Marsh	<b>Bo Harris</b>
<b>QB</b> .....Greg LaFleur	<b>MLB</b> .....Kurt Allen
<b>WR</b> .....Roy Green	<b>E.J. Junior</b>
<b>QB</b> .....Neil Lomax	<b>RLB</b> .....Charlie Baker
<b>RB</b> .....Otis Anderson	<b>LCB</b> .....Lionel Washington
<b>FB</b> .....Wayne Morris	<b>Cedric Mack</b>
<b>K</b> .....Neil O'Donoghue	<b>RCB</b> .....Wayne Smith
	<b>SS</b> .....Lee Nelson
	<b>FS</b> .....Benny Perrin
	<b>P</b> .....Carl Birdsong

## NOTES

After losing five of first six games, Cards rebound with 7-2-1 mark in final 10 contests to narrowly miss playoffs with 8-7-1 record ... in first full season at wide receiver, **Roy Green** establishes team records with 78 pass receptions for 1,227 yards to earn all-pro acclaim ... **DE Curtis Greer** sets team record with 16 quarterback sacks as Cards lead NFL with 59 traps ... Cards and N.Y. Giants play to 20-20 tie on nationally-televised "Monday Night Football" game remembered for three missed overtime field-goal attempts by Card **K. Neil O'Donoghue** ... future Hall of Fame T **Dan Dierdorf** announces his retirement after 12 seasons, 160 games, and six Pro Bowls ... St. Louis (nine) and Kansas City (six) combine for 15 turnovers, two shy of the NFL record, in 38-14 Chiefs' win Oct. 2 ... Cards lose 28-10 to Minnesota during Aug. 6 preseason game at London's Wembley Stadium, the first NFL game in England.

## FINAL NFC EAST STANDINGS

<b>Team</b>	<b>W</b>	<b>L</b>	<b>T</b>	<b>Pct.</b>	<b>Pts.</b>	<b>OP</b>
Washington#	14	2	0	.875	541	332
Dallas*	12	4	0	.750	479	360
St. Louis	8	7	1	.531	374	428
Philadelphia	5	11	0	.313	233	322
N.Y. Giants	3	12	1	.219	267	347

#Top NFC playoff seed  
\*Wild-card postseason qualifier



## 1984 (9-7)

### HEAD COACH JIM HANIFAN

Sept. 2	At Green Bay	L	23-24	53,738
Sept. 9	Buffalo	W	37-7	35,785
Sept. 16	At Indianapolis	W	34-33	60,274
Sept. 23	At New Orleans	L	24-34	58,723
Sept. 30	Miami	L	28-36	46,991
Oct. 7	At Dallas	W	31-20	61,438
Oct. 14	Chicago	W	38-21	49,554
Oct. 21	Washington	W	26-24	50,262
Oct. 28	At Philadelphia	W	34-14	54,310
Nov. 4	L.A. Rams	L	13-16	51,010
Nov. 11	Dallas	L	17-24	48,721
Nov. 18	At N.Y. Giants	L	10-16	73,428
Nov. 25	Philadelphia	W	17-16	39,858
Dec. 2	At New England	W	33-10	53,558
Dec. 9	N.Y. Giants	W	31-21	49,973
Dec. 16	At Washington	L	27-29	54,299

Home: 5-3 (372,154). Away: (469,768).

### TEAM STATISTICS

	Cards	Opp.
<b>Total First Downs</b> .....	<b>345</b>	<b>292</b>
Rushing	129	108
Passing	200	157
Penalty	16	27
<b>Total Net Yards</b> .....	<b>6,345</b>	<b>5,094</b>
Avg. Per Game	396.6	318.4
Total Plays	1,103	991
Avg. Per Play	5.8	5.1
<b>Net Yards Rushing</b> ....	<b>2,088</b>	<b>1,923</b>
Avg. Per Game	130.5	120.2
Total Rushes	488	442
<b>Net Yards Passing</b> ....	<b>4,257</b>	<b>3,171</b>
Avg. Per Game	266.1	198.2
Sacked/Yards Lost	49/377	55/403
Gross Yards	4,634	3,574
Att./Comp./Pct.	566/347/61.3	494/251/50.8
Had Intercepted	16	21
<b>Punts/Average</b> .....	<b>68/38.1</b>	<b>81/38.9</b>
<b>Penalties/Yards</b> ....	<b>109/904</b>	<b>75/578</b>
<b>Fumbles/Lost</b> .....	<b>32/20</b>	<b>20/12</b>
<b>Touchdowns</b> .....	<b>51</b>	<b>39</b>
Rushing	21	11
Passing	28	26
Returns	2	2

### SCORE BY PERIOD

	Q1	Q2	Q3	Q4	OT	Pts.
Team	72	134	102	115	0	423
Opponents	77	100	97	71	0	345

### SCORING

	TD	R	P	R	PAT	FG	S	Pts.
O'Donoghue	0	0	0	0	48/51	24/35	0	117
Green	12	0	12	0	0/0	0/0	0	72
Mitchell	11	9	2	0	0/0	0/0	0	66
Anderson	8	6	2	0	0/0	0/0	0	48
Marsh	5	0	5	0	0/0	0/0	0	30
Tilley	5	0	5	0	0/0	0/0	0	30
Lomax	3	3	0	0	0/0	0/0	0	18
Ferrell	2	1	1	0	0/0	0/0	0	12
Love	2	1	1	0	0/0	0/0	0	12
Howard	1	0	1	0	0/0	0/0	0	6
L. Smith	1	0	0	1	0/0	0/0	0	6
Harrell	1	1	0	0	0/0	0/0	0	6
<b>Team</b>	<b>51</b>	<b>21</b>	<b>28</b>	<b>2</b>	<b>48/51</b>	<b>24/35</b>	<b>0</b>	<b>423</b>
<b>Opponents</b>	<b>39</b>	<b>11</b>	<b>26</b>	<b>2</b>	<b>36/39</b>	<b>24/30</b>	<b>0</b>	<b>345</b>

### PASSING

Rating	Att.	Comp.	Yds.	Comp. %	Yds./Att.	TD	TD%	Int.	Int. %	Long	Sack/Lost
Lomax	560	345	4,614	61.6	8.24	28	5.0	16	2.99	83t	49/377
Mclvor	4	0	0	0.0	0.00	0	0.0	0	0.0	0	0/0
Mitchell	1	1	20	100.0	0.00	0	0.0	0	0.0	0	0/0
Perrin	1	1	0	0.0	0.00	0	0.0	0	0.0	0	0/0
<b>Team</b>	<b>566</b>	<b>347</b>	<b>4,634</b>	<b>61.3</b>	<b>8.19</b>	<b>28</b>	<b>4.9</b>	<b>16</b>	<b>2.8</b>	<b>83t</b>	<b>49/377</b>
<b>Opponents</b>	<b>494</b>	<b>251</b>	<b>3,574</b>	<b>50.8</b>	<b>7.23</b>	<b>26</b>	<b>5.3</b>	<b>21</b>	<b>4.1</b>	<b>90t</b>	<b>55/403</b>

### SACKS

Greer 14.0, A. Baker 10.0, Junior 9.5, Galloway 5.0, Duda 4.0, Mays 3.5, Nelson 3.0, Grooms 2.0, Holloway 1.5, Harris 1.5, L. Smith 1.0.  
**Team 55.0, Opponents 65.0**

### RUSHING

	No.	Yds.	Avg.	Long	TD
Anderson	289	1,174	4.1	24	6
Mitchell	81	434	5.4	39	9
Ferrell	44	203	4.5	25	1
Lomax	35	184	5.3	20	3
Love	25	90	3.6	13	1
Harrell	5	7	1.2	4	1
Harrington	3	6	2.0	5	0
Mclvor	3	5	1.7	6	0
Marsh	1	-5	-5.0	-5	0
Green	1	-10	-10.0	-10	0
<b>Team</b>	<b>488</b>	<b>2,088</b>	<b>4.3</b>	<b>39</b>	<b>21</b>
<b>Opponents</b>	<b>442</b>	<b>1,923</b>	<b>4.4</b>	<b>73</b>	<b>11</b>

### RECEIVING

	No.	Yds.	Avg.	Long	TD
Green	78	1,555	19.9	83t	12
Anderson	70	611	8.7	57	2
Tilley	52	758	14.6	42	5
Marsh	39	608	15.6	47	5
Mitchell	26	318	12.2	44t	2
Ferrell	26	218	8.4	21	1
LaFleur	17	198	11.6	21	0
Harrell	14	106	7.6	15	0
Pittman	10	145	14.5	50	0
Love	7	33	4.7	16	1
Mack	5	61	12.2	22	0
Goode	3	23	7.7	10	0
<b>Team</b>	<b>347</b>	<b>4,634</b>	<b>13.4</b>	<b>83t</b>	<b>28</b>
<b>Opponents</b>	<b>251</b>	<b>3,574</b>	<b>14.2</b>	<b>90t</b>	<b>26</b>

### INTERCEPTIONS

	No.	Yds.	Avg.	Long	TD
Washington	5	42	8.4	18	0
W. Smith	4	35	8.8	23	0
Perrin	4	22	5.5	22	0
L. Smith	2	31	15.5	25t	1
Griffin	2	0	0.0	0	0
Howard	2	-4	-2.0	1	0
Heflin	1	19	19.0	19	0
Junior	1	18	18.0	18	0
<b>Team</b>	<b>21</b>	<b>163</b>	<b>7.8</b>	<b>25t</b>	<b>1</b>
<b>Opponents</b>	<b>16</b>	<b>219</b>	<b>13.7</b>	<b>54</b>	<b>0</b>

### PUNT RETURNS

	Ret.	FC	Yds.	Avg.	Long	TD
Mitchell	38	3	333	8.8	39	0
Bird	5	0	56	11.2	17	0
Pittman	4	1	10	2.5	5	0
Green	0	1	0	0.0	0	0
<b>Team</b>	<b>47</b>	<b>5</b>	<b>399</b>	<b>8.5</b>	<b>39</b>	<b>0</b>
<b>Opponents</b>	<b>27</b>	<b>12</b>	<b>239</b>	<b>8.9</b>	<b>61</b>	<b>0</b>

### KICKOFF RETURNS

	No.	Yds.	Avg.	Long	TD
Mitchell	35	804	23.0	56	0
Pittman	14	319	22.8	43	0
Harrell	13	231	17.8	28	0
Bird	9	190	21.1	28	0
Green	1	18	18.0	18	0
Love	1	1	1.0	1	0
Ferrell	1	0	0.0	0	0
<b>Team</b>	<b>74</b>	<b>1,563</b>	<b>21.1</b>	<b>56</b>	<b>0</b>
<b>Opponents</b>	<b>85</b>	<b>1,549</b>	<b>18.2</b>	<b>96t</b>	<b>1</b>

### PUNTING

	No.	Yds.	Avg.	TB	In20	Lg	Blk.
Birdsong	67	2,594	38.7	8	20	59	1
Team	1	0	0.0	0	0	0	0
<b>Team</b>	<b>68</b>	<b>2,594</b>	<b>38.1</b>	<b>8</b>	<b>20</b>	<b>59</b>	<b>1</b>
<b>Opponents</b>	<b>81</b>	<b>3,157</b>	<b>38.9</b>	<b>5</b>	<b>9</b>	<b>59</b>	<b>1</b>

### FIELD GOALS

	1-19	20-29	30-39	40-49	50+
O'Donoghue	0-0	7-7	7-9	8-16	1-3
<b>Team</b>	<b>0-0</b>	<b>7-7</b>	<b>7-9</b>	<b>8-16</b>	<b>1-3</b>
<b>Opponents</b>	<b>1-1</b>	<b>8-10</b>	<b>13-16</b>	<b>2-6</b>	<b>7-5</b>

### USUAL STARTING LINEUP

Offense	Defense
<b>WR</b> .....Pat Tilley	<b>LE</b> ..Al "Bubba" Baker
<b>LT</b> .....Luis Sharpe	<b>LT</b> .....David Galloway
<b>LG</b> .....Terry Stieve	<b>RT</b> .....Elois Grooms
<b>C</b> .....Randy Clark	Mark Duda
<b>RG</b> .....Joe Bostic	<b>RE</b> .....Curtis Greer
<b>RT</b> .....Tootie Robbins	<b>LLB</b> ..Thomas Howard
<b>TE</b> .....Doug Marsh	<b>MLB</b> .....E.J. Junior
Greg LaFleur	Kurt Allerman
<b>WR</b> .....Roy Green	<b>RLB</b> .....Charlie Baker
<b>QB</b> .....Neil Lomax	E.J. Junior
<b>RB</b> .....Otis Anderson	<b>LCB</b> .....Lionel Wash.
<b>FB</b> .....Earl Ferrell	<b>RCB</b> .....Wayne Smith
<b>K</b> .....Neil O'Donoghue	<b>SS</b> .....Leonard Smith
	Lee Nelson
	<b>FS</b> .....Benny Perrin
	P.....Carl Birdsong

### NOTES

The Cards, with the NFC Eastern Division title on line to the winner, travel to R.F.K. Stadium and battle back from a 23-7 half-time deficit to take a 27-26 lead midway through fourth quarter, but a 50-yard field-goal try sails wide as time expires and Redskins escape with a 29-27 win and the division crown ... in the torrid comeback at Washington, QB **Neil Lomax** connects on 25 of 28 passes for 314 yards in the second half ... Cards finish 9-7 with seven losses by an average of just over six points ... Lomax sets club single-season marks with 345 pass completions in 560 attempts for 4,614 yards (fifth highest in NFL history), 28 touchdowns, and 92.5 quarterback rating ... WR **Roy Green's** 1,555 receiving yards is most by NFL player in 19 seasons as he averages 45.3 yards per touchdown reception.

### FINAL NFC EAST

#### STANDINGS

Team	W	L	T	Pct.	Pts.	OP
Washington	11	5	0	.688	426	310
N.Y. Giants*	9	7	0	.563	299	301
St. Louis	9	7	0	.563	423	345
Dallas	9	7	0	.563	308	308
Philadelphia	6	9	1	.406	278	320

\*Wild-card postseason qualifier



# ARIZONA CARDINALS

## 1985 (5-11)

### HEAD COACH JIM HANIFAN

Sept. 8	At Cleveland	W	27-24 (OT)	62,107
Sept. 15	Cincinnati	W	41-27	46,321
Sept. 22	At N.Y. Giants	L	17-27	74,987
Sept. 29	Green Bay	W	43-28	48,598
Oct. 7	At Washington	L	10-27	53,134
Oct. 13	At Philadelphia	L	7-30	48,186
Oct. 20	At Pittsburgh	L	10-23	56,478
Oct. 27	Houston	L	10-20	43,190
Nov. 4	Dallas	W	21-10	49,337
Nov. 10	At Tampa Bay	L	0-16	34,736
Nov. 17	Philadelphia	L	14-24	39,032
Nov. 24	N.Y. Giants	L	3-34	41,248
Nov. 28	At Dallas	L	17-35	54,125
Dec. 8	New Orleans	W	28-16	29,527
Dec. 15	At L.A. Rams	L	14-46	52,052
Dec. 21	Washington	L	16-27	28,090
			278-414	

Home: 4-4 (325,343). Away: 1-7 (435,805).

## TEAM STATISTICS

	Cards	Opp.
<b>Total First Downs</b> .....	<b>301</b>	<b>314</b>
Rushing	108	115
Passing	171	169
Penalty	22	30
<b>Total Net Yards</b> .....	<b>5086</b>	<b>5381</b>
Avg. Per Game	317.9	336.3
Total Plays	1,016	1,045
Avg. Per Play	5.0	5.2
<b>Net Yards Rushing</b> .....	<b>1974</b>	<b>2378</b>
Avg. Per Game	123.4	148.6
Total Rushes	417	552
<b>Net Yards Passing</b> .....	<b>3112</b>	<b>3003</b>
Avg. Per Game	194.5	187.7
Sacked/Yards Lost	65/469	32/254
Gross Yards	3,581	3,257
Att./Comp./Pct.	534/296/55.4	461/253/54.9
Had Intercepted	18	13
<b>Punts/Average</b> .....	<b>85/41.7</b>	<b>75/41.0</b>
<b>Penalties/Yards</b> .....	<b>101/816</b>	<b>88/744</b>
<b>Fumbles/Lost</b> .....	<b>36/16</b>	<b>28/14</b>
<b>Touchdowns</b> .....	<b>34</b>	<b>47</b>
Rushing	14	11
Passing	19	34
Returns	1	2

## SCORE BY PERIOD

	Q1	Q2	Q3	Q4	OT	Pts.
Team	67	73	48	87	3	278
Opponents	78	122	77	137	0	414

## SCORING

	TD	R	P	R	PAT	FG	S	Pts.
Mitchell	10	7	3	0	0/0	0/0	0	60
O'Donoghue	0	0	0	0	19/19	10/18	0	49
Tilley	6	0	6	0	0/0	0/0	0	36
Green	5	0	5	0	0/0	0/0	0	30
Ferrell	4	2	2	0	0/0	0/0	0	24
Anderson	4	4	0	0	0/0	0/0	0	24
Bojovic	0	4	0	0	11/12	3/7	0	20
Washington	1	0	0	1	0/0	0/0	0	6
Duncan	1	0	1	0	0/0	0/0	0	6
J.T. Smith	1	0	1	0	0/0	0/0	0	6
Marsh	1	0	1	0	0/0	0/0	0	6
Harrington	1	1	0	0	0/0	0/0	0	6
Atkinson	0	0	0	0	3/3	0/3	0	3
Wright	0	0	0	0	0/0	0/0	1	2
<b>Team</b>	<b>34</b>	<b>14</b>	<b>19</b>	<b>1</b>	<b>33/34</b>	<b>28/1</b>	<b>278</b>	
<b>Opponents</b>	<b>47</b>	<b>11</b>	<b>34</b>	<b>2</b>	<b>46/47</b>	<b>38/1</b>	<b>414</b>	

## PASSING

	Att.	Comp.	Yds.	Comp. %	Yds./Att.	TD	TD%	Int.	Int. %	Long	Sack/Lost	Rating
Lomax	471	266	3,214	56.5	6.82	18	3.8	12	2.5	47	61/442	79.9
Brunner	60	29	336	48.3	5.60	1	1.7	6	10.0	40	4/27	31.8
Mitchell	2	1	31	50.0	15.50	0	0.0	0	0.0	31	0/0	95.9
Birdsong	1	0	0	0.0	0.00	0	0.0	0	0.0	0	0/0	39.6
<b>Team</b>	<b>534</b>	<b>296</b>	<b>3,581</b>	<b>55.4</b>	<b>6.71</b>	<b>19</b>	<b>3.6</b>	<b>18</b>	<b>3.4</b>	<b>47</b>	<b>65/469</b>	<b>74.1</b>
<b>Opponents</b>	<b>461</b>	<b>253</b>	<b>3,257</b>	<b>54.9</b>	<b>7.07</b>	<b>34</b>	<b>7.4</b>	<b>13</b>	<b>2.8</b>	<b>53</b>	<b>32/254</b>	<b>90.3</b>

## SACKS

Greer 7.0, Duda 5.5, Galloway 4.5, A. Baker 4.0, Nunn 3.0, L. Smith 3.0, Junior 2.0, Mays 2.0, Grooms 1.0.

Team 32.0, Opponents 65.0

## RUSHING

	No.	Yds.	Avg.	Long	TD
Mitchell	183	1,006	5.5	64	7
Anderson	118	481	4.1	38	4
Ferrell	45	204	4.5	30	2
Lomax	32	125	3.9	23	0
Wolfley	24	64	2.7	11	0
Harrington	7	42	6.0	22	1
J.T. Smith	3	36	12.0	30	0
Brunner	3	8	2.7	8	0
Love	1	4	4.0	4	0
Green	1	2	2.0	2	0
<b>Team</b>	<b>417</b>	<b>1,974</b>	<b>4.7</b>	<b>64</b>	<b>14</b>
<b>Opponents</b>	<b>552</b>	<b>2,378</b>	<b>4.3</b>	<b>80</b>	<b>11</b>

## RECEIVING

	No.	Yds.	Avg.	Long	TD
Green	50	683	13.9	47	5
Tilley	49	726	14.8	47	6
Mitchell	47	502	10.7	46	3
J.T. Smith	43	581	13.5	34	1
Marsh	37	355	9.6	23	1
Ferrell	25	277	11.1	30	2
Anderson	23	225	9.8	43	0
LaFleur	9	119	13.2	24	0
Duncan	4	39	9.8	14	1
Gray	3	22	7.3	12	0
Wolfley	2	18	9.0	17	0
Love	2	4	2.0	3	0
Mack	1	16	16.0	16	0
Novacek	1	4	4.0	4	0
<b>Team</b>	<b>296</b>	<b>3,581</b>	<b>12.1</b>	<b>47</b>	<b>19</b>
<b>Opponents</b>	<b>253</b>	<b>3,257</b>	<b>12.9</b>	<b>53</b>	<b>34</b>

## INTERCEPTIONS

	No.	Yds.	Avg.	Long	TD
Junior	5	109	21.8	53	0
Young	3	0	0.0	0	0
L. Smith	2	73	36.5	67	0
Mack	2	10	5.0	10	0
Washington	1	48	48.0	48	1
<b>Team</b>	<b>13</b>	<b>240</b>	<b>18.5</b>	<b>67</b>	<b>1</b>
<b>Opponents</b>	<b>18</b>	<b>247</b>	<b>13.7</b>	<b>68</b>	<b>1</b>

## PUNT RETURNS

	Ret.	FC	Yds.	Avg.	Long	TD
J.T. Smith	26	9	283	10.9	31	0
Mitchell	11	2	97	8.8	21	0
Nelson	2	0	14	7.0	8	0
Tilley	1	0	-1	-1.0	-1	0
<b>Team</b>	<b>40</b>	<b>11</b>	<b>393</b>	<b>9.8</b>	<b>31</b>	<b>0</b>
<b>Opponents</b>	<b>50</b>	<b>12</b>	<b>457</b>	<b>9.1</b>	<b>26</b>	<b>0</b>

## KICKOFF RETURNS

	No.	Yds.	Avg.	Long	TD
Duncan	28	550	19.6	34	0
Mitchell	19	345	18.2	35	0
Wolfley	13	234	18.0	28	0
L. Smith	5	68	13.6	26	0
Harrington	4	77	19.3	35	0
J.T. Smith	4	59	14.8	33	0
Nelson	3	49	16.3	26	0
Novacek	1	20	20.0	20	0
Mumford	1	19	19.0	19	0
<b>Team</b>	<b>78</b>	<b>1,421</b>	<b>18.2</b>	<b>35</b>	<b>0</b>
<b>Opponents</b>	<b>56</b>	<b>1,150</b>	<b>20.5</b>	<b>40</b>	<b>0</b>

## PUNTING

	No.	Yds.	Avg.	TB	In20	Lg Blk.
Birdsong	85	3,545	41.7	8	20	67.2
<b>Team</b>	<b>85</b>	<b>3,545</b>	<b>41.7</b>	<b>8</b>	<b>20</b>	<b>67.2</b>
<b>Opponents</b>	<b>75</b>	<b>3,077</b>	<b>41.0</b>	<b>5</b>	<b>12</b>	<b>64.0</b>

## FIELD GOALS

	1-19	20-29	30-39	40-49	50+
O'Donoghue	1-1	3-5	4-6	2-4	0-2
Atkinson	0-0	0-0	0-0	0-3	0-0
Bojovic	0-0	0-0	0-2	2-3	0-2
<b>Team</b>	<b>1-1</b>	<b>3-5</b>	<b>4-8</b>	<b>4-10</b>	<b>0-4</b>
<b>Opponents</b>	<b>3-3</b>	<b>6-7</b>	<b>11-14</b>	<b>6-9</b>	<b>2-5</b>

## USUAL STARTING LINEUP

Offense	Defense
WR..... Pat Tilley	LEAL "Bubba" Baker
LT..... Luis Sharpe	LT... David Galloway
LG..... Doug Dawson	RT..... Mark Duda
C..... Randy Clark	RE..... Curtis Greer
RG..... Joe Bostic	LLB..... Niko Noga
RT... Tootie Robbins	MLB..... E.J. Junior
..... Lance Smith	RLB..... Freddie Joe
TE..... Doug Marsh	..... Nunn
WR..... Roy Green	LCB .... Cedric Mack
QB..... Neil Lomax	RCB ...Wayne Smith
RB... Otis Anderson	SS ... Leonard Smith
..... Stump Mitchell	FS ...Lonnie Young
RB.....Earl Ferrell	..... Benny Perrin
K... Neil O'Donoghue	P..... Carl Birdsong
..... Novo Bojovic	

## NOTES

Though a 3-1 start looks promising, the Cards win only two of their final 12 contests to finish 5-11, spelling the end of **Jim Hanifan's** six-year (1980-85) tenure as head coach ... with former all-pro RB **Ottis Anderson** injured, RB **Stump Mitchell** averages 96.9 yards rushing in final nine games en route to 1,006 yards and a 5.5-yard average per carry despite starting just eight contests ... **QB Neil Lomax** is sacked NFC-high 61 times ... Yugoslavian K **Novo Bojovic**, signed by the Cards during mid-season, kicks a 40-yard field goal to give the Cards a 3-0 first-quarter lead Nov. 24 vs. N.Y. Giants, chases down the football, spikes it in the end zone, then watches with teammates as Giants score 34 unanswered points in 34-3 defeat at the Meadowlands.

## FINAL NFC EAST STANDINGS

Team	W	L	T	Pct.	Pts.	OP
Dallas	10	6	0	.625	357	333
N.Y. Giants*	10	6	0	.625	399	283
Washington	10	6	0	.625	297	312
Philadelphia	7	9	0	.438	286	310
St. Louis	5	11	0	.313	278	414

\*Wild-card postseason qualifier





## 1986 (4-11-1)

### HEAD COACH GENE STALLINGS

Sept. 7	L.A. Rams	L	10-16	40,347
Sept. 14	At Atlanta	L	13-33	46,463
Sept. 21	At Buffalo	L	10-17	65,762
Sept. 29	Dallas	L	7-31	49,077
Oct. 5	N.Y. Giants	L	6-13	40,562
Oct. 12	At Tampa Bay	W	30-19	33,307
Oct. 19	At Washington	L	21-28	53,494
Oct. 26	At Dallas	L	6-37	60,756
Nov. 2	Philadelphia	W	13-10	33,051
Nov. 9	At San Francisco	L	17-43	50,172
Nov. 16	New Orleans	L	7-16	32,069
Nov. 23	Kansas City	W	23-14	29,680
Nov. 30	Washington	L	17-20	35,637
Dec. 7	At Philadelphia	T	10-10 (OT)	50,148
Dec. 14	At N.Y. Giants	L	7-27	75,261
Dec. 21	Tampa Bay	W	21-17	23,957

Home: 3-5 (284,380). Away: 1-6-1 (435,363).

## TEAM STATISTICS

	Cards	Opp.
Total First Downs.....	273	304
Rushing	102	125
Passing	149	149
Penalty	22	30
Total Net Yards.....	4503	4864
Avg. Per Game	281.4	304.0
Total Plays	994	1,037
Avg. Per Play	4.5	4.7
Net Yards Rushing.....	1787	2227
Avg. Per Game	111.7	139.2
Total Rushes	419	560
Net Yards Passing.....	2716	2637
Avg. Per Game	169.8	164.8
Sacked/Yards Lost	59/424	41/355
Gross Yards	3,140	2,992
Att./Comp./Pct.516/293/56.8436/215/49.3		
Had Intercepted	19	10
Punts/Average.....	92/37.1	83/42.5
Penalties/Yards.....	116/932	86/682
Fumbles/Lost.....	25/10	40/12
Touchdowns.....	27	40
Rushing	8	17
Passing	17	21
Returns	2	2

## SCORE BY PERIOD

	Q1	Q2	Q3	Q4	OT	Pts.
Team	15	79	41	83	0	218
Opponents	82	106	64	99	0	351

## SCORING

	TD	R	P	R	PAT	FG	S	Pts.
Lee	0	0	0	0	14/17	8/13	0	38
Green	6	0	6	0	0/0	0/0	0	36
J.T. Smith	6	0	6	0	0/0	0/0	0	36
Mitchell	5	5	0	0	0/0	0/0	0	30
Ferrell	3	0	3	0	0/0	0/0	0	18
Schubert	0	0	0	0	9/10	3/11	0	18
Sikahema	3	0	1	2	0/0	0/0	0	18
Anderson	2	2	0	0	0/0	0/0	0	12
Fox	1	0	1	0	0/0	0/0	0	6
Lomax	1	1	0	0	0/0	0/0	0	6
Team	27	8	17	2	23/27	11/24	0	218
Opponents	40	17	21	2	37/40	24/32	0	351

## PASSING

	Att.	Comp.	Yds.	Comp. %	Yds./Att.	TD	TD%	Int.	Int. %	Long	Sack/Lost	Rating
Lomax	421	240	2,583	57.0	6.14	13	3.1	12	2.9	48t	52/381	73.4
Stoudt	91	52	542	57.1	5.96	3	3.3	7	7.7	24t	7/43	53.4
Mitchell	3	1	15	33.3	5.00	1	0.0	0	0.0	0	0/0	90.3
Arapostathis	1	0	0	0.0	0.00	0	0.0	0	0.0	0	0/0	39.6
Team	516	293	3,140	56.8	6.09	17	3.3	19	3.7	48t	59/424	70.3
Opponents	436	215	2,992	49.3	6.86	21	4.8	10	2.3	51	41/355	78.1

## SACKS

A. Baker 10.0, Nunn 7.0, L. Smith 5.0, Galloway 5.0, Bell 4.0, C. Baker 3.5, Clasby 3.0, Noga 2.0.  
Team 41.0, Opponents 59.0

## RUSHING

	No.	Yds.	Avg.	Long	TD
Mitchell	174	800	4.6	44	5
Ferrell	124	548	4.4	25	0
Anderson	51	156	3.1	14	2
Lomax	35	148	4.2	18	1
Sikahema	16	62	3.9	23	0
Stoudt	7	53	7.6	17	0
Wolfley	8	19	2.4	8	0
Marsh	1	5	5.0	5	0
Green	2	-4	-2.0	1	0
Austin	1	0	0.0	0	0
Team	419	1,787	4.3	44	8
Opponents	560	2,227	4.0	54	17

## RECEIVING

	No.	Yds.	Avg.	Long	TD
J.T. Smith	80	1,014	12.7	45	6
Ferrell	56	434	7.8	30t	3
Green	42	517	12.3	48t	6
Mitchell	41	276	6.7	24	0
Marsh	25	313	12.5	27	0
T. Johnson	14	203	14.5	39	0
Anderson	10	91	9.1	19	0
Fox	5	59	11.8	38t	1
Sikahema	10	99	9.9	27	1
Tilley	3	51	17.0	18	0
Holmes	3	41	13.7	18	0
Wolfley	2	32	16.0	28	0
Sargent	1	8	8.0	8	0
Novacek	1	2	2.0	2	0
Team	293	3,140	10.7	48t	17
Opponents	215	2,992	13.9	51	21

## INTERCEPTIONS

	No.	Yds.	Avg.	Long	TD
Mack	4	42	10.5	24	0
Washington	2	19	9.5	19	0
Carter	2	12	6.0	11	0
W. Smith	1	35	35.0	35	0
Le. Smith	1	13	13.0	13	0
Team	10	121	12.1	35	0
Opponents	19	271	14.3	78t	2

## PUNT RETURNS

	Ret.	FC	Yds.	Avg.	Long	TD
Sikahema	43	16	522	12.1	71t	2
J.T. Smith	1	0	6	6.0	6	0
Carter	1	0	0	0.0	0	0
Team	45	16	528	11.7	71t	2
Opponents	44	20	296	6.7	22	0

## KICKOFF RETURNS

	No.	Yds.	Avg.	Long	TD
Sikahema	37	847	22.9	44	0
Swanson	10	206	20.6	40	0
Mitchell	6	203	33.8	53	0
Fox	6	161	26.8	38	0
Johnson	3	46	15.3	25	0
Carter	2	21	10.5	14	0
Ferrell	3	41	13.7	27	0
Sargent	2	27	13.5	14	0
Holmes	1	2	2.0	2	0
Wolfley	0	-6	-6.0	-6	0
Team	70	1,548	22.1	53	0
Opponents	50	886	17.7	56	0

## PUNTING

	No.	Yds.	Avg.	TB	In20	Lg	Blk.
Cater	61	2,271	37.2	4	16	52	1
Arapostathis	30	1,140	38.0	0	5	50	0
Team	92	3,411	37.1	4	21	52	1
Opponents	83	3,514	42.3	10	24	60	0

## FIELD GOALS

	1-19	20-29	30-39	40-49	50+
Lee	0-0	2-3	5-6	1-4	0-0
Schubert	0-0	2-2	0-4	1-5	0-0
Team	0-0	4-5	5-10	2-9	0-0
Opponents	0-0	5-6	9-11	9-15	0-0

## USUAL STARTING LINEUP

Offense	Defense
WR.....J.T. Smith	LE.....Bob Clasby
LT.....Luis Sharpe	NT.....Mark Duda
LG.....Derek Kennard	David Galloway
Ray Brown	RE..Al "Bubba" Baker
C.....Mike Ruether	LOLB.....Freddie Joe Nunn
Gene Chilton	
RG.....Joe Bostic	LILB.....E.J. Junior
RT.....Lance Smith	RILB.....Niko Noga
Tootie Robbins	ROLB....Charlie Baker
TE.....Doug Marsh	LCB..Lionel Washington
WR.....Roy Green	RCB.....Cedric Mack
QB.....Neil Lomax	Wayne Smith
RB.....Stump Mitchell	SS.....Leonard Smith
FB.....Earl Ferrell	FS.....Lonnie Young
K.....John Lee	P.....Greg Cater
Eric Schubert	

## NOTES

Long-time Dallas assistant Gene Stallings named Cards' head coach ... injury-riddled squad manages 4-11-1 mark ... rookie 10th-round pick and RB Vai Sikahema (return specialist) and FB Ron Wolfley (special teams) voted to Pro Bowl ... Sikahema ties NFL record with two punt returns for touchdowns (71 and 60 yards) vs. Tampa Bay Dec. 21 ... WR J.T. Smith sets club single-season mark with 80 pass receptions ... just eight weeks removed from back surgery, 49ers quarterback Joe Montana makes spectacular return at Cards' expense, completing 13 of 19 passes for 270 yards and three touchdowns to Jerry Rice in 43-17 win at San Francisco Nov. 9.

## FINAL NFC EAST

### STANDINGS

Team	W	L	T	Pct.	Pts.	OP
N.Y. Giants#	14	2	0	.875	371	236
Washington*	12	4	0	.750	368	296
Dallas	7	9	0	.438	346	337
Philadelphia	5	10	1	.344	256	312
St. Louis	4	11	1	.281	218	315

#Top NFC playoff seed  
\*Wild-card postseason qualifier



# ARIZONA CARDINALS

## 1987 (7-8)

### HEAD COACH GENE STALLINGS (Final season in St. Louis)

Sept. 13	Dallas	W	24-13	47,241
Sept. 20	At San Diego	L	24-28	47,998
Sept. 27	Indianapolis (not played)			
Oct. 4	At Washington	L	21-28	27,728
Oct. 11	New Orleans	W	24-19	11,795
Oct. 18	At S.F.	L	28-34	38,094
Oct. 25	At N.Y. Giants	L	7-30	74,391
Nov. 1	Philadelphia	L	23-28	24,586
Nov. 8	Tampa Bay	W	31-28	22,449
Nov. 15	L.A. Rams	L	24-27	27,737
Nov. 22	At Philadelphia	W	31-19	55,592
Nov. 29	At Atlanta	W	34-21	15,909
Dec. 6	Washington	L	17-34	31,324
Dec. 13	N.Y. Giants	W	27-24	29,623
Dec. 20	At Tampa Bay	W	31-14	32,046
Dec. 27	At Dallas	L	16-21	36,788
			362-368	
Home:	4-3 (194,748).	Away:	3-5 (328,536).	

### TEAM STATISTICS

<b>Total First Downs</b> .....	<b>325</b>	<b>Opp. 306</b>
Rushing	115	116
Passing	189	168
Penalty	21	22
<b>Total Net Yards</b> .....	<b>5326</b>	<b>5384</b>
Avg. Per Game	355.1	358.9
Total Plays	1,045	1,023
Avg. Per Play	5.1	5.3
<b>Net Yards Rushing</b> .....	<b>1873</b>	<b>2001</b>
Avg. Per Game	124.9	133.4
Total Rushes	462	492
<b>Net Yards Passing</b> .....	<b>3453</b>	<b>3383</b>
Avg. Per Game	230.2	225.5
Sacked/Yards Lost	54/397	41/285
Gross Yards	3,850	3,668
Att./Comp./Pct.	529/305/57.7	490/276/56.3
Had Intercepted	15	14
<b>Punts/Average</b> .....	<b>70/38.0</b>	<b>74/41.2</b>
<b>Penalties/Yards</b> .....	<b>101/797</b>	<b>88/718</b>
<b>Fumbles/Lost</b> .....	<b>23/12</b>	<b>34/19</b>
<b>Touchdowns</b> .....	<b>46</b>	<b>48</b>
Rushing	15	16
Passing	25	30
Returns	6	2

### SCORE BY PERIOD

	Q1	Q2	Q3	Q4	OT	Pts.
Team	67	127	61	107	0	362
Opponents	90	88	103	87	0	368

### SCORING

	TD	R	P	R	PAT	FG	S	Pts.
Gallery	0	0	0	0	30/31	9/19	0	57
J. Smith	8	0	0	0	0/0	0/0	0	48
Del Greco St.L.	0	0	0	0	8/9	4/5	0	20
Ferrell	7	7	0	0	0/0	0/0	0	42
Awalt	6	0	6	0	0/0	0/0	0	36
Mitchell	5	3	2	0	0/0	0/0	0	30
Green	4	0	4	0	0/0	0/0	0	24
McAdoo	4	3	0	1	0/0	0/0	0	24
Novacek	3	0	3	0	0/0	0/0	0	18
T. Johnson	2	0	2	0	0/0	0/0	0	12
Staurovsky	2	0	0	0	6/6	1/3	0	9
Garza	1	1	0	0	0/0	0/0	0	6
Jackson	1	0	1	0	0/0	0/0	0	6
N. Noga	1	0	1	0	0/0	0/0	0	6
P. Noga	1	0	1	0	0/0	0/0	0	6
Le. Smith	1	0	1	0	0/0	0/0	0	6
Sikahema	1	0	1	0	0/0	0/0	0	6
Wolfley	1	1	0	0	0/0	0/0	0	6
Team	46	15	25	6	44/4614	27/0	362	
Opponents	48	16	30	2	45/4811	18/1	368	

### PASSING

	Att.	Comp.	Yds.	Comp. %	Yds./Att.	TD	TD%	Int.	Int. %	Long	Sack/Lost	Rating
Lomax	463	275	3,387	59.4	7.32	24	5.2	12	2.6	57	48/350	88.5
Halloran	42	18	263	42.9	6.26	0	0.0	1	2.4	49	5/34	54.0
Garza	20	11	183	55.0	9.15	1	5.0	2	10.0	38t	1/13	63.1
Mitchell	3	1	17	33.3	5.67	0	0.0	0	0.0	17	0/0	53.5
Stoudt	1	0	0	0.0	0.00	0	0.0	0	0.0	0	0/0	39.6
Team	529	305	3,850	57.6	7.27	25	4.7	15	2.8	57	54/397	84.4
Opponents	490	276	3,668	56.3	7.49	30	6.1	14	2.9	88t	41/285	88.7

### SACKS

Nunn 11.0, Greer 6.0, Clasby 4.5, N. Noga 3.0, Saddler 3.0, Garalczyk 2.5, Junior 2.0, Le. Smith 2.0, Scotts 2.0, Alford 1.5, Bell 1.0, Galloway 1.0, Mack 1.0, Dulin 0.5.  
Team 41.0, Opponents 54.0

### RUSHING

	No.	Yds.	Avg.	Long	TD
Mitchell	203	781	3.8	42	3
Ferrell	113	512	4.5	35t	7
McAdoo	53	230	4.3	17	3
Lomax	29	107	3.7	19	0
Sargent	18	90	5.0	16	0
Wolfley	26	87	3.3	8	1
Green	2	34	17.0	26	0
Garza	8	31	3.9	10	1
Ro. Brown	1	9	9.0	9	0
T. Johnson	1	9	9.0	9	0
Cater	2	3	1.5	11	0
Stoudt	1	-2	-2.0	-2	0
Awalt	2	-9	-4.5	-1	0
Halloran	3	-9	-3.0	2	0
Team	462	1,873	4.1	42	15
Opponents	492	2,001	4.1	47t	16

### RECEIVING

	No.	Yds.	Avg.	Long	TD
J.T. Smith	91	1,117	12.3	38	8
Mitchell	45	397	8.8	39	2
Green	43	731	17.0	57	4
Awalt	42	526	12.5	35	6
Ferrell	23	262	11.4	36	0
Novacek	20	254	12.7	25	3
T. Johnson	15	308	20.5	49t	2
Holmes	11	132	12.0	23	0
Wolfley	8	68	8.5	16	0
Sargent	2	19	9.5	10	0
Ro. Brown	2	16	8.0	9	0
McAdoo	2	12	6.0	6	0
Harris	1	8	8.0	8	0
Team	305	3,850	12.6	57	25
Opponents	276	3,668	13.3	88t	30

### INTERCEPTIONS

	No.	Yds.	Avg.	Long	TD
Curtis	5	65	13.0	31	0
Mack	2	0	0.0	0	0
P. Noga	1	60	60.0	60t	1
Junior	1	25	25.5	25	0
Bell	1	13	13.0	13	0
Mathis	1	4	4.0	4	0
Carter	1	0	0.0	0	0
Saddler	1	0	0.0	0	0
Young	1	0	0.0	0	0
Team	14	167	11.9	60t	1
Opponents	15	227	15.1	63	0

### PUNT RETURNS

	Ret.	FC	Yds.	Avg.	Long	TD
Sikahema	44	7	550	12.5	76t	1
Team	44	7	550	12.5	76t	1
Opponents	36	8	489	13.6	81t	1

### KICKOFF RETURNS

	No.	Yds.	Avg.	Long	TD
Sikahema	34	761	22.4	50	0
McAdoo	23	444	19.3	30	0
Sargent	3	37	12.3	27	0
Ro. Brown	1	40	40.0	40	0
Ferrell	1	10	10.0	10	0
Holmes	1	25	25.5	25	0
Team	63	1,317	20.9	50	0
Opponents	59	1,063	18.0	66	0

### PUNTING

	No.	Yds.	Avg.	TBIn20	Lg	Lk.	
Horne (St.L.)	24	971	40.5	3	4	51	0
Cater	39	1,470	37.7	2	10	68	1
Royals	6	222	37.0	0	2	46	0
Team	69	2,663	38.6	5	16	68	1
Opponents	74	3,049	41.2	6	18	63	0

### FIELD GOALS

	1-19	20-29	30-39	40-49	50+
Del Greco (G.B.)	0-0	1-2	2-4	2-4	0-0
Del Greco (St. L.)	0-0	2-3	2-2	0-0	0-0
Gallery	0-0	4-5	2-7	3-7	0-0
Staurovsky	0-0	1-2	0-0	1-1	0-0
Team	0-0	7-10	4-9	3-8	0-0
Opponents	0-0	7-7	2-3	2-6	0-2

### USUAL STARTING LINEUP

<b>Offense</b>		<b>Defense</b>	
WR.....	J.T. Smith	LE.....	Freddie Joe Nunn
LT.....	Luis Sharpe	LT.....	Bob Clasby
LG.....	Todd Peat	RT.....	Steve Alford
	Joe Bostic		Mark Duda
C.....	Derek Kennard	RE.....	Curtis Greer
RG.....	Lance Smith		David Galloway
RT.....	Tootie Robbins	LLB.....	Anthony Bell
	Rob Awalt	MLB.....	Niko Noga
	Joy Novacek	RLB.....	E.J. Junior
WR.....	Ray Green	LCB.....	Carl Carter
QB.....	Neil Lomax	RCB.....	Cedric Mack
RB.....	Stump Mitchell	SS.....	Leonard Smith
FB.....	Earl Ferrell	FS.....	Lonnie Young
K.....	Jim Gallery	P.....	Greg Horne

### NOTES

Final season in St. Louis ... 21-16 loss in season finale at Dallas completes 7-8 record to deprive club of first playoff berth in five seasons ... Cards defeat defending Super Bowl champ N.Y. Giants 27-24 in final appearance in Busch Stadium Dec. 13 ... players' strike mandates playing three games with replacement rosters ... Cards launch greatest fourth-quarter comeback in NFL history in 31-28 win over Tampa Bay Nov. 8, rallying from a 28-3 deficit after three periods ... QB Neil Lomax completes 10 of 16 passes for 164 and three touchdowns in the fourth quarter as Cards score 28 unanswered points ... WR J.T. Smith breaks own club mark of 80 pass receptions with league-high 91 catches (1,117 yards) ... Ram RB Charles White sets Card opponent record with 213 rushing yards Nov. 15.

### FINAL NFC EAST STANDINGS

Team	W	L	T	Pct.	Pts.	OP
Washington	11	4	0	.733	379	285
Dallas	7	8	0	.467	340	348
St. Louis	7	8	0	.467	362	368
Philadelphia	7	8	0	.467	337	380
N.Y. Giants	6	9	0	.400	280	312



## 1988 (7-9)

### HEAD COACH GENE STALLINGS (First season in Arizona)

Sept. 4	At Cincinnati	L	14-21	50,404
Sept. 12	Dallas	L	14-17	67,139
Sept. 18	At Tampa Bay	W	30-24	35,034
Sept. 25	Washington	W	30-21	61,973
Oct. 2	At L.A. Rams	W	41-27	49,830
Oct. 9	Pittsburgh	W	31-14	53,278
Oct. 16	At Washington	L	17-33	54,402
Oct. 23	Cleveland	L	21-29	61,261
Oct. 30	At Dallas	W	16-12	42,196
Nov. 6	San Francisco	W	24-23	64,544
Nov. 13	N.Y. Giants	W	24-17	65,324
Nov. 20	At Houston	L	20-38	43,843
Nov. 27	At Philadelphia	L	21-31	57,918
Dec. 4	At N.Y. Giants	L	7-44	73,438
Dec. 10	Philadelphia	L	17-23	54,832
Dec. 18	Green Bay	L	17-26	44,586
			344-398	

Home: 4-4 (472,937). Away: 3-5 (407,065).

### TEAM STATISTICS

	Cards	Opp.
Total First Downs.....	336	301
Rushing	122	110
Passing	195	171
Penalty	19	20
Total Net Yards.....	5807	5169
Avg. Per Game	362.9	323.1
Total Plays	1,102	1,014
Avg. Per Play	5.3	5.1
Net Yards Rushing.....	2027	1925
Avg. Per Game	126.7	120.3
Total Rushes	480	467
Net Yards Passing.....	3780	3244
Avg. Per Game	236.3	202.8
Sacked/Yards Lost	40/411	39/295
Gross Yards	4,191	3,539
Att./Comp./Pct.	562/322/57.3	3508/264/52.0
Had Intercepted	19	16
Punts/Average.....	80/40.3	83/41.1
Penalties/Yards.....	99/790	103/770
Fumbles/Lost.....	34/16	27/13
Touchdowns.....	44	51
Rushing	15	19
Passing	26	30
Returns	3	2

### SCORE BY PERIOD

	Q1	Q2	Q3	Q4	OT	Pts.
Team	67	114	51	112	0	344
Opponents	101	106	84	107	0	398

### SCORING

	TD	R	P	R	PAT	FG	S	Pts.
Del Greco	0	0	0	0	42/44	12/21	0	78
Ferrell	9	7	2	0	0/0	0/0	0	54
Green	7	0	0	0	0/0	0/0	0	42
S. Mitchell	5	4	1	0	0/0	0/0	0	30
J.T. Smith	5	0	5	0	0/0	0/0	0	30
Awat	4	0	4	0	0/0	0/0	0	24
Novacek	4	0	4	0	0/0	0/0	0	24
Jordan	3	3	0	0	0/0	0/0	0	18
Jones	3	0	3	0	0/0	0/0	0	18
Junior	1	0	0	1	0/0	0/0	0	6
Lomax	1	1	0	0	0/0	0/0	0	6
Mack	1	0	0	1	0/0	0/0	0	6
Saddler	1	0	0	1	0/0	0/0	0	6
Harvey	0	0	0	0	0/0	0/0	1	2
Team	44	15	26	3	42/44	12/21	34	344
Opponents	51	19	30	2	47/51	13/23	398	398

### PASSING

	Att.	Comp.	Yds.	Comp. %	Yds./Att.	TD	TD%	Int.	Int. %	Long	Sack/Lost	Rating
Lomax	443	255	3,395	57.6	7.66	20	4.5	11	2.5	93t	46/315	46.7
Stout	113	63	747	55.8	6.61	6	5.3	8	7.1	52t	13/85	64.3
Tupa	6	4	49	66.7	8.17	0	0.0	0	0.0	22	1/11	91.7
Team	562	322	4,191	57.3	7.46	26	4.6	19	3.4	93t	60/411	82.2
Opponents	508	264	3,539	52.0	6.97	30	5.9	16	3.1	61t	39/295	81.0

### SACKS

Nunn 14, Harvey 6, Clasby 5, Alvord 2, Galloway 2, Junior 2, Mc Donald 2, Saddler 2, Bell 1, Curtis 1, Hunley 1, Noga 1.  
Team 39, Opponents 60

### RUSHING

	No.	Yds.	Avg.	Long	TD
Ferrell	202	924	4.6	47	7
S. Mitchell	164	726	4.4	47	4
Jordan	61	160	2.6	12	3
Stout	14	57	4.1	14	0
Lomax	17	55	3.2	13	1
Wolfley	9	43	4.8	20	0
Horne	3	20	6.7	20	0
J.T. Smith	1	15	15.0	15	0
Novacek	1	10	10.0	10	0
Del Greco	1	8	8.0	8	0
Jeffery	3	8	2.7	9	0
Green	4	1	0.3	18	0
Team	480	2,027	4.2	47	15
Opponents	467	1,925	4.1	52	19

### RECEIVING

	No.	Yds.	Avg.	Long	TD
J. Smith	83	986	11.9	29	5
Green	68	1,097	16.1	52	7
Awat	39	454	11.6	52t	4
Novacek	38	569	15.0	42t	4
Ferrell	38	315	8.3	30	2
S. Mitchell	25	214	8.6	28	1
Jones	23	496	21.6	93t	3
Jordan	4	24	6.0	12	0
Wolfley	2	11	5.5	8	0
Moore	1	15	15.0	15	0
Holmes	1	10	10.0	10	0
Team	322	4,191	13.0	93t	26
Opponents	264	3,539	13.4	61t	30

### INTERCEPTIONS

	No.	Yds.	Avg.	Long	TD
Mack	3	33	11.0	12	0
Carter	3	0	0.0	0	0
McDonald	2	11	5.5	11	0
Lyles	2	0	0.0	0	0
Curtis	1	18	18.0	18	0
Le. Smith	1	15	15.0	15	0
Clasby	1	7	7.0	7	0
Junior	1	2	2.0	2	0
Young	1	2	2.0	2	0
R. Mitchell	1	0	0.0	0	0
Team	16	88	5.5	18	0
Opponents	19	264	13.9	39	0

### PUNT RETURNS

	Ret.	FC	Yds.	Avg.	Long	TD
Sikahema	33	8	341	10.3	28	0
J. Smith	17	2	119	7.0	15	0
Hunley	1	0	3	3.0	3	0
McAdoo	1	0	0	0.0	0	0
McDonald	0	1	0	0.0	0	0
Team	52	11	463	8.9	28	0
Opponents	41	11	416	10.1	63t	1

### KICKOFF RETURNS

	No.	Yds.	Avg.	Long	TD
Sikahema	23	475	20.7	39	0
McAdoo (TB)	13	311	23.9	32	0
McAdoo	9	203	22.6	32	0
Jones	11	147	13.4	22	0
S. Mitchell	10	221	22.1	41	0
Clark	2	10	5.0	7	0

### KICKOFF RETURNS (CONT.)

	No.	Yds.	Avg.	Long	TD
Ferrell	2	25	12.5	14	0
Jeffery	1	11	11.0	11	0
Phillips	1	4	4.0	4	0
Schillinger	1	10	10.0	10	0
Team	60	1,106	18.4	41	0
Opponents	65	1,379	21.2	92t	1

### PUNTING

	No.	Yds.	TB	In 20	Lg	Blk.
Horne	79	3,228	40.9	-9	16	66
Team	80	3,228	40.3	9	16	66
Opponents	83	3,414	41.1	10	18	62

### FIELD GOALS

	1-19	20-29	30-39	40-49	50+
Del Greco	1-1	4-6	3-3	3-9	1-2
Team	1-1	4-6	3-3	3-9	1-2
Opponents	0-0	5-6	4-5	4-11	0-0

### USUAL STARTING LINEUP

Offense	Defense
WR.....J.T. Smith	LE.....Rod Saddler
LT.....Luis Sharpe	David Galloway
LG.....Todd Peat	LT.....Bob Clasby
C.....Derek Kennard	RT.....Rod Saddler
RG.....Lance Smith	Steve Alvord
RT.....Tootie Robbins	RE.....Freddie Joe Nunn
TE.....Rob Awat	LLB.....Anthony Bell
WR.....Roy Green	MLB.....Niko Noga
QB.....Neil Lomax	RLB.....E.J. Junior
RB.....Stump Mitchell	LCB.....Carl Carter
FB.....Earl Ferrell	RCB.....Cedric Mack
K.....Al Del Greco	SS.....Tim McDonald
	FS.....Lonnie Young
	P.....Greg Horne

### NOTES

After 18 seasons in St. Louis (1960-87), Cards relocate to Arizona to play in Sun Devil Stadium at Arizona State University ... Hall of Famer **Larry Wilson** named vice president and general manager ... victories over three most recent Super Bowl champions—N.Y. Giants, Washington, and San Francisco—and 7-4 start (best since 1976) overshadowed by five consecutive losses to end season ... signature victory by overcoming 23-0 third-quarter deficit to down San Francisco 24-23 on a touchdown pass from QB **Neil Lomax** to **WR Roy Green** with three seconds left ... a national "Monday Night Football" audience and capacity Sun Devil Stadium crowd witness the Cards' inaugural regular-season game in Arizona, a 17-14 Dallas victory ... Cards gain first home victory in new venue with 30-21 upset of defending Super Bowl champion Washington Sept. 25.

### FINAL NFC EAST STANDINGS

Team	W	L	T	Pct.	Pts.	OP
Philadelphia	10	6	0	.625	379	319
N.Y. Giants	10	6	0	.625	359	304
Washington	7	9	0	.438	345	387
Phoenix	7	9	0	.438	344	398
Dallas	3	13	0	.188	265	381



# ARIZONA CARDINALS

## 1989 (5-11)

### HEAD COACH GENE STALLINGS

(11 GAMES)

### HEAD COACH HANK KUHLMANN

(5 GAMES)

Sept. 10	At Detroit	W	16-13	36,735
Sept. 17	At Seattle	W	34-24	60,444
Sept. 24	At N.Y. Giants	L	7-35	75,742
Oct. 1	San Diego	L	13-24	44,201
Oct. 8	At Washington	L	28-30	55,335
Oct. 15	Philadelphia	L	5-17	42,620
Oct. 22	Atlanta	W	34-20	33,894
Oct. 29	At Dallas	W	19-10	44,431
Nov. 5	N.Y. Giants	L	13-20	46,588
Nov. 12	Dallas	W	24-20	49,657
Nov. 19	At L.A. Rams	L	14-37	53,176
Nov. 26	Tampa Bay	L	13-14	33,297
Dec. 3	Washington	L	10-29	38,870
Dec. 10	At L.A. Raiders	L	14-16	41,785
Dec. 17	Denver	L	0-37	56,071
Dec. 24	At Philadelphia	L	14-31	43,287
			258-377	

Home: 2-6 (345,198). Away: 3-5 (408,935).

## TEAM STATISTICS

	Cards	Opp.
<b>Total First Downs.....</b>	<b>263</b>	<b>329</b>
Rushing	83	113
Passing	157	185
Penalty	22	31
<b>Total Net Yards.....</b>	<b>4641</b>	<b>5877</b>
Avg. Per Game	290.1	367.3
Total Plays	986	1,100
Avg. Per Play	4.7	5.3
<b>Net Yards Rushing.....</b>	<b>1361</b>	<b>2302</b>
Avg. Per Game	85.1	143.9
Total Rushes	407	539
<b>Net Yards Passing.....</b>	<b>3280</b>	<b>3575</b>
Avg. Per Game	205.0	223.4
Sacked/Yards Lost	56/379	30/219
Gross Yards	3,659	3,794
Att./Comp./Pct.523/279/53.3531/286/53.9		
Had Intercepted	30	16
<b>Punts/Average.....</b>	<b>82/43.6</b>	<b>... 76/41.5</b>
<b>Penalties/Yards.....</b>	<b>113/856</b>	<b>... 106/916</b>
<b>Fumbles/Lost.....</b>	<b>24/14</b>	<b>... 18/11</b>
<b>Touchdowns.....</b>	<b>29</b>	<b>..... 41</b>
Rushing	10	12
Passing	17	24
Returns	2	5

## SCORE BY PERIOD

	Q1	Q2	Q4	OT	Pts.	
Team	43	76	51	88	0	258
Opponents	68	99	90	120	0	377

## SCORING

	TD	R	P	R	PAT	FG	S	Pts.	
Del Greco	0	0	0	0	28/29	18	26	0	82
Green	7	0	7	0	0/0	0/0	0	42	
Ferrell	6	6	0	0	0/0	0/0	0	36	
J.T. Smith	5	0	5	0	0/0	0/0	0	30	
Jones	3	0	3	0	0/0	0/0	0	18	
Jordan	2	2	0	0	0/0	0/0	0	12	
Hogeboom	1	1	0	0	0/0	0/0	0	6	
Holmes	1	0	1	0	0/0	0/0	0	6	
McDonald	0	0	0	1	0/0	0/0	0	6	
Novacek	1	0	1	0	0/0	0/0	0	6	
Wolfley	1	1	0	0	0/0	0/0	0	6	
Zordich	0	0	0	1	0/0	0/0	0	6	
Wilson	0	0	0	0	0/0	0/0	1	2	
<b>Team</b>	<b>27</b>	<b>10</b>	<b>17</b>	<b>2</b>	<b>28/29</b>	<b>18</b>	<b>26</b>	<b>1</b>	<b>258</b>
<b>Opponents</b>	<b>36</b>	<b>12</b>	<b>24</b>	<b>5</b>	<b>40/41</b>	<b>29</b>	<b>40</b>	<b>2</b>	<b>377</b>

## PASSING

	Att.	Comp.	Yds.	Comp. %	Yds./Att.	TD	TD%	Int.	Int. %	Long	Sack/Lost	Rating
Hogeboom	364	204	2,591	56.0	7.12	14	3.8	19	5.2	59t	40/266	69.5
Tupa	134	65	973	48.5	7.26	3	2.2	9	6.7	77t	14/94	52.2
Rosenbach	22	9	95	40.9	4.32	0	0.0	1	4.5	24	2/19	35.2
Awalt	1	0	0	0.0	0.00	0	0.0	1	100.0	0	0/0	0.0
Camarillo	1	1	0	100.0	0.00	0	0.0	0	0.0	0	0/0	79.2
Sikahema	1	0	0	0.0	0.00	0	0.0	0	0.0	0	0/0	39.6
<b>Team</b>	<b>523</b>	<b>279</b>	<b>3,659</b>	<b>53.3</b>	<b>7.00</b>	<b>17</b>	<b>3.3</b>	<b>30</b>	<b>5.7</b>	<b>77t</b>	<b>56/379</b>	<b>62.6</b>
<b>Opponents</b>	<b>531</b>	<b>286</b>	<b>3,794</b>	<b>53.9</b>	<b>7.15</b>	<b>24</b>	<b>4.5</b>	<b>16</b>	<b>3.0</b>	<b>75t</b>	<b>30/219</b>	<b>79.2</b>

## SACKS

Harvey 7.0, Galloway 5.5, Nunn 5.0, Saddler 3.5, Bell 2.0, Clasby 2.0, Hill 1.0, Mack 1.0, Wahler 1.0, Wilson 1.0, Zordich 1.0.  
Team 30.0, Opponents 56.0

## RUSHING

	No.	Yds.	Avg.	Long	TD
Ferrell	149	502	3.4	44t	6
Jordan	83	211	2.5	15	2
S. Mitchell	43	165	3.8	14	0
Sikahema	38	145	3.8	27	0
Hogeboom	27	89	3.3	15	1
Tupa	15	75	5.0	13	0
Clark	10	42	4.2	9	0
Wolfley	13	36	2.8	5t	1
Baker	20	31	1.6	6	0
Rosenbach	6	26	4.3	8	0
J.T. Smith	2	21	10.5	11	0
Jones	1	18	18.0	18	0
<b>Team</b>	<b>407</b>	<b>1,361</b>	<b>3.3</b>	<b>44t</b>	<b>10</b>
<b>Opponents</b>	<b>539</b>	<b>2,302</b>	<b>4.3</b>	<b>51</b>	<b>12</b>

## RECEIVING

	No.	Yds.	Avg.	Long	TD
J.T. Smith	62	778	12.5	31	5
Jones	45	838	18.6	72t	3
Green	44	703	16.0	59t	7
Awalt	33	360	10.9	28	0
Sikahema	23	245	10.7	37	0
Novacek	23	225	9.8	30	1
Ferrell	18	122	6.8	25	0
Holmes	13	271	20.8	77t	1
Jordan	6	20	3.3	8	0
Wolfley	5	38	7.6	22	0
Baker	2	18	9.0	9	0
McConkey	2	18	9.0	10	0
S. Mitchell	1	10	10.0	10	0
Usher	1	8	8.0	8	0
Reeves	1	5	5.0	5	0
<b>Team</b>	<b>279</b>	<b>3,659</b>	<b>13.1</b>	<b>77t</b>	<b>17</b>
<b>Opponents</b>	<b>286</b>	<b>3,794</b>	<b>13.3</b>	<b>75t</b>	<b>24</b>

## INTERCEPTIONS

	No.	Yds.	Avg.	Long	TD
McDonald	7	170	24.3	53t	1
Mack	4	15	3.8	9	0
Downs	1	37	37.0	37	0
Young	1	32	32.0	32	0
Zordich	1	16	16.0	16t	1
Wahler	1	5	5.0	5	0
Carter	1	0	0.0	0	0
<b>Team</b>	<b>16</b>	<b>275</b>	<b>17.2</b>	<b>53t</b>	<b>2</b>
<b>Opponents</b>	<b>30</b>	<b>327</b>	<b>10.9</b>	<b>59t</b>	<b>3</b>

## PUNT RETURNS

	Ret.	FC	Yds.	Avg.	Long	TD
Sikahema	37	13	433	11.7	53	0
Usher(Phx.)	1	0	10	10.0	10	0
Jones	1	0	13	13.0	13	0
McConkey	1	0	13	13.0	13	0
<b>Team</b>	<b>40</b>	<b>13</b>	<b>469</b>	<b>11.7</b>	<b>53</b>	<b>0</b>
<b>Opponents</b>	<b>46</b>	<b>18</b>	<b>371</b>	<b>8.1</b>	<b>20</b>	<b>0</b>

## KICKOFF RETURNS

	No.	Yds.	Avg.	Long	TD
Sikahema	43	874	20.3	52	0
Usher(S.D./Phx.)	27	506	18.7	33	0
Usher(Phx.)	17	347	20.4	33	0
Baker	11	245	22.3	33	0
Jones	7	124	17.7	27	0
McConkey	2	40	20.0	21	0
Carr	1	15	15.0	15	0
Clark	1	0	0.0	0	0

## KICKOFF RETURNS (CONT.)

	No.	Yds.	Avg.	Long	TD		
Reeves	6	280	46.7	39.8	0	5	0
<b>Team</b>	<b>83</b>	<b>1,650</b>	<b>19.9</b>	<b>52</b>	<b>0</b>		
<b>Opponents</b>	<b>57</b>	<b>1,193</b>	<b>20.9</b>	<b>49</b>	<b>0</b>		

## PUNTING

	No.	Yds.	Avg.	Net	TB	In20	Lg	Bk.
Tupa	6	280	46.7	39.8	0	2	51	0
Camarillo	76	3,298	43.4	37.5	6	21	58	0
<b>Team</b>	<b>82</b>	<b>5783.6</b>	<b>43.7</b>	<b>37.6</b>	<b>6</b>	<b>23</b>	<b>58</b>	<b>0</b>
<b>Opponents</b>	<b>76</b>	<b>3,155.4</b>	<b>41.5</b>	<b>33.8</b>	<b>6</b>	<b>22</b>	<b>64</b>	<b>1</b>

## FIELD GOALS

	1-19	20-29	30-39	40-49	50+
Del Greco	0-0	7-7	5-6	5-11	1-2
<b>Team</b>	<b>0-0</b>	<b>7-7</b>	<b>5-6</b>	<b>5-11</b>	<b>1-2</b>
<b>Opponents</b>	<b>0-0</b>	<b>9-9</b>	<b>17-19</b>	<b>3-11</b>	<b>1-1</b>

## USUAL STARTING LINEUP

Offense	Defense
WR.....J.T. Smith	LE.....Freddie Joe Nunn
LT.....Luis Sharpe	LT.....Rod Saddler
LG.....Mike Zandofsky	RT.....Jim Wahler
Joe Wolf	RE.....David Galloway
C.....Derek Kennard	Karl Wilson
RG.....Lance Smith	LLB.....Anthony Bell
RT.....Tootie Robbins	MLB.....Eric Hill
Joe Wolf	RLB.....Ken Harvey
TE.....Rob Awalt	LCB.....Cedric Mack
WR.....Roy Green	RCB.....Carl Carter
QB.....Gary Hogeboom	SS.....Tim McDonald
RB.....Tony Jordan	FS.....Michael Zordich
Stump Mitchell	Longnie Young
FB.....Earl Ferrell	P.....Rich Camarillo
K.....Al Del Greco	

## NOTES

After a 2-0 start and 5-5 mark after 10 games, Head Coach Gene Stallings resigns after 37-14 loss to L.A. Rams dips Cards' slate to 5-6 ... Cards lose next five games under interim head coach Hank Kuhlmann ... QB Neil Lomax forced to sidelines for entire season due to career-ending arthritic condition in left hip ... only four Cardinals start all 16 games as 21 players who started at least one game miss playing time ... Cards sweep first season series against Cowboys since 1970 with 19-10 win at Dallas and 24-20 victory in Arizona ... FB Ron Wolfley named to unprecedented fourth consecutive Pro Bowl for kamikaze-like play on special teams.

## FINAL NFC EAST

### STANDINGS

Team	W	L	T	Pct.	Pts.	OP
N.Y. Giants	12	4	0	.750	348	252
Philadelphia*	11	5	0	.688	342	274
Washington	10	6	0	.625	386	308
Phoenix	5	11	0	.313	258	377
Dallas	1	15	0	.063	204	393

\*Wild-card playoff qualifier



## 1990 (5-11)

### HEAD COACH JOE BUGEL

Sept. 9	At Washington	L	0-31	52,649
Sept. 16	At Philadelphia	W	23-21	64,396
Sept. 23	At New Orleans	L	7-28	61,110
Sept. 30	Washington	L	10-38	49,303
Oct. 7	Open Date			
Oct. 14	Dallas	W	20-3	45,235
Oct. 21	At N.Y. Giants	L	19-20	76,518
Oct. 28	Chicago	L	21-31	71,233
Nov. 4	At Miami	L	3-23	54,924
Nov. 11	At Buffalo	L	14-45	74,904
Nov. 18	Green Bay	L	21-24	46,878
Nov. 25	New England	W	34-14	30,110
Dec. 2	Indianapolis	W	20-17	31,885
Dec. 9	At Atlanta	W	24-13	36,222
Dec. 16	At Dallas	L	10-41	60,190
Dec. 23	N.Y. Giants	L	21-24	41,212
Dec. 29	Philadelphia	L	21-23	31,796
			268-396	

Home: 3-5 (347,652). Away: 2-6 (480,913).

## TEAM STATISTICS

	Cards	Opp.
Total First Downs	270	306
Rushing	115	140
Passing	135	146
Penalty	20	20
Total Net Yards	4742	5216
Avg. Per Game	296.4	326.0
Total Plays	935	959
Avg. Per Play	5.1	5.4
Net Yards Rushing	1912	2318
Avg. Per Game	119.5	144.9
Total Rushes	452	521
Net Yards Passing	2833	2898
Avg. Per Game	177.1	181.1
Sacked/Yards Lost	43/285	36/232
Gross Yards	3,118	3,130
Att./Comp./Pct.	439/238/54.2402/233/58.0	
Had Intercepted	18	16
Punts/Average	67/42.8	63/43.6
Penalties/Yards	96/883	96/834
Fumbles/Lost	25/14	28/11
Touchdowns	31	50
Rushing	13	20
Passing	16	29
Returns	2	1

## SCORE BY PERIOD

	Q1	Q2	Q3	Q4	OT	Pts.
Team	27	81	65	95	0	268
Opponents	88	113	79	116	0	396

## SCORING

	TD	R	P	R	PAT	FG	S	Pts.
Del Greco	0	0	0	0	31/3117/270	82		
Johnson	5	5	0	0	0/0	0/0	0	30
Green	4	0	4	0	0/0	0/0	0	24
Jones	4	0	4	0	0/0	0/0	0	24
Proehl	4	0	4	0	0/0	0/0	0	24
Thompson	4	4	0	0	0/0	0/0	0	24
Rosenbach	3	3	0	0	0/0	0/0	0	18
Flagler	2	1	1	0	0/0	0/0	0	12
J.T. Smith	2	0	2	0	0/0	0/0	0	12
Turner	2	0	2	0	0/0	0/0	0	12
Sharpe	1	0	1	0	0/0	0/0	0	6
Team	31	13	16	2	31/3117/270268			
Opponents	50	20	29	1	48/5016/200396			

## PASSING

	Att.	Comp.	Yds.	Comp. %	Yds./Att.	TD	TD%	Int.	Int. %	Long	Sack/Lost	Rating
Rosenbach	437	237	3,098	54.2	7.09	16	3.7	17	3.9	68t	43/285	72.8
Green	1	1	20	100.0	20.00	0	0.0	0	0.0	20	0/0	118.8
Johnson	1	0	0	0.0	0.00	0	0.0	1	100.0	0	0/0	0.0
Team	439	238	3,118	54.2	7.10	16	3.6	18	4.1	68t	43/285	71.9
Opponents	402	233	3,130	58.0	7.79	29	7.2	16	4.0	67t	36/232	90.3

## SACKS

Harvey 10.0, Nunn 9.0, Saddler 4.0, Bell 3.0, Jax 3.0, Wahler 2.5, Hill 1.5, Hairston 1.0, Mack 1.0, Osborne 1.0.  
Team 36.0, Opponents 43.0

## RUSHING

	No.	Yds.	Avg.	Long	TD
Johnson	234	926	4.0	41	5
Rosenbach	86	470	5.5	25	3
Thompson	106	390	3.7	40	4
Flagler	13	85	6.5	29t	1
Jones	4	33	8.3	15	0
Sikahema	3	8	2.7	4	0
Proehl	1	4	4.0	4	0
J.T. Smith	1	4	4.0	4	0
Wolfley	2	3	1.5	2	0
Tupa	1	0	0.0	0	0
Camarillo	1	-11	-11.0	-11	0
Team	452	1,912	4.2	41	13
Opponents	521	2,318	4.4	43	20

## RECEIVING

	No.	Yds.	Avg.	Long	TD
Proehl	56	802	14.3	45t	4
Green	53	797	15.0	54	4
Jones	43	724	16.8	68t	4
Johnson	25	241	9.6	35	0
J.T. Smith	18	225	12.5	45t	2
Reeves	18	126	7.0	16	0
Flagler	13	130	10.0	21	1
Sikahema	7	51	7.3	13	0
Thompson	2	11	5.5	6	0
Jordan	2	10	5.0	6	0
Sharpe	1	1	1.0	1t	1
Team	238	3,118	13.1	68t	16
Opponents	233	3,130	13.4	67t	29

## INTERCEPTIONS

	No.	Yds.	Avg.	Long	TD
McDonald	4	63	15.8	38	0
Taylor	3	50	16.7	34	0
Mack	2	53	26.5	39	0
Young	2	8	4.0	5	0
Jax	2	5	2.5	4	0
Turner	1	70	70.0	47t	2
Zordich	1	25	25.0	25	0
Bell	1	0	0.0	0	0
Team	16	274	17.1	47t	2
Opponents	18	201	11.2	57t	1

## PUNT RETURNS

	Ret.	FC	Yds.	Avg.	Long	TD
Sikahema	36	6	306	8.5	20	0
J.T. Smith	3	0	34	11.3	16	0
Proehl	1	1	2	2.0	2	0
Team	40	7	342	8.6	20	0
Opponents	41	11	258	6.3	27	0

## KICKOFF RETURNS

	No.	Yds.	Avg.	Long	TD
Sikahema	27	544	20.1	32	0
Centers	16	272	17.0	26	0
Flagler	10	167	16.7	27	0
Proehl	4	53	13.3	15	0
Jax	2	17	8.5	9	0
Green	1	15	15.0	15	0
Team	60	1,068	17.8	32	0
Opponents	56	1,060	18.9	39	0

## PUNTING

	No.	Yds.	Avg.	Net	TB	IN	Lq	Bk.
Camarillo	67	2,865	42.8	37.4	5	16	63	0
Team	67	2,865	42.8	37.4	5	16	63	0
Opponents	63	2,747	43.6	36.3	6	16	60	0

## FIELD GOALS

	1-19	20-29	30-39	40-49	50+
Del Greco	1-1	4-4	7-10	3-6	2-6
Team	1-1	4-4	7-10	3-6	2-6
Opponents	2-2	7-7	3-3	4-6	0-2

## USUAL STARTING LINEUP

Offense	Defense
WR.....J.T. Smith	LE ..Freddie Joe Nunn
	ERnie Jones
LT.....Luis Sharpe	RE.....Rod Saddler
LG.....Derek Kennard	LOLB....Anthony Bell
C.....Bill Lewis	LILB....Garth Jax
RG.....Lance Smith	RILB.....Eric Hill
RT.....Tootie Robbins	ROLB....Ken Harlow
TE.....Walter Reeves	LCB.....Jay Taylor
WR.....Roy Green	RCB.....Cedric Mack
QB...Timm Rosenbach	SS.....Tim McDonald
H-B.....Tim Jordan	FS.....Lonnie Young
RB...Johnny Johnson	P.....Rich Camarillo
K.....Al Del Greco	

## NOTES

Long-time Washington Redskins offensive line coach **Joe Bugel** named head coach ... team moves into 94,000-square-foot training facility in south Tempe, Arizona ... despite Cards' 5-11 mark, rookie RB **Johnny Johnson** earns Pro Bowl berth and second-year QB **Timm Rosenbach** takes all 1,001 snaps from center ... new WR **Ricky Proehl** catches 56 passes to become first rookie to lead Cards in receiving in 40 years ... franchise-record crowd of 71,233 sees Cards fall 31-21 to Chicago Bears on Oct. 28 ... WR **Roy Green** becomes club's franchise leader with career total of 522 pass receptions for 8,497 yards.

## FINAL NFC EAST STANDINGS

Team	W	L	T	Pct.	Pts.	OP
N.Y. Giants	13	3	0	.813	335	211
Philadelphia*	10	6	0	.625	396	299
Washington*	10	6	0	.625	381	301
Dallas	7	9	0	.438	244	308
Phoenix	5	11	0	.313	268	396

\*Wild-card playoff qualifiers



## 1991 (4-12)

### HEAD COACH JOE BUGEL

Sept. 1	At L.A. Rams	W	24-14	47,069
Sept. 8	At Philadelphia	W	26-10	63,818
Sept. 15	At Washington	L	0-34	54,662
Sept. 22	Dallas	L	9-17	68,814
Sept. 29	New England	W	24-10	26,043
Oct. 6	At N.Y. Giants	L	9-20	75,891
Oct. 13	At Minnesota	L	7-34	51,209
Oct. 20	Atlanta	W	16-10	29,404
Oct. 27	Minnesota	L	0-28	45,847
Nov. 3	At Dallas	L	7-27	61,190
Nov. 10	N.Y. Giants	L	14-21	50,048
Nov. 17	At San Francisco	L	10-14	50,180
Nov. 24	Philadelphia	L	14-34	32,568
Dec. 1	Open Date			
Dec. 8	Washington	L	14-20	48,373
Dec. 15	At Denver	L	19-24	74,098
Dec. 22	New Orleans	L	3-27	30,928

196-344

Home: 2-6 (332,025). Away 2-6 (478,117).

## TEAM STATISTICS

	Cards	Opp.
<b>Total First Downs</b> .....	<b>237</b>	<b>301</b>
Rushing	73	132
Passing	143	156
Penalty	21	13
<b>Total Net Yards</b> .....	<b>3962</b>	<b>5052</b>
Av. Per Game	247.6	315.8
Total Plays	926	965
Av. Per Play	4.3	5.2
<b>Net Yards Rushing</b> ....	<b>1295</b>	<b>2136</b>
Av. Per Game	80.9	133.5
Total Rushes	391	493
<b>Net Yards Passing</b> .....	<b>2667</b>	<b>2916</b>
Av. Per Game	166.7	182.3
Sacked/Yards Lost	43/372	25/153
Gross Yards	3,039	3,069
Att./Comp./Pct.	492/254/51.6447/268/60.0	
Had Intercepted	25	17
<b>Punts/Average</b> .....	<b>77/44.7</b>	<b>71/45.2</b>
<b>Penalties/Yards</b> .....	<b>78/661</b>	<b>94/734</b>
<b>Fumbles/Lost</b> .....	<b>31/14</b>	<b>37/21</b>
<b>Touchdowns</b> .....	<b>19</b>	<b>43</b>
Rushing	6	27
Passing	10	12
Returns	3	4

## SCORE BY PERIOD

	Q1	Q2	Q3	Q4	OT	Pts.
Team	43	68	32	53	0	196
Opponents	93	87	84	80	0	344

## SCORING

	TD	R	P	R	PAT	FG	S	Pts.
G. Davis	0	0	0	0	19/19	21/30	0	82
Johnson	6	4	2	0	0/0	0/0	0	36
E. Jones	4	0	4	0	0/0	0/0	0	24
Proehl	2	0	2	0	0/0	0/0	0	12
E. Hill	0	0	0	1	0/0	0/0	0	6
R. Hill	1	0	1	0	0/0	0/0	0	6
Lynch	0	0	1	0	0/0	0/0	0	6
Saddler	0	0	0	1	0/0	0/0	0	6
Thompson	1	1	0	0	0/0	0/0	0	6
Tupa	1	1	0	0	0/0	0/0	0	6
W. Williams	1	0	1	0	0/0	0/0	0	6
<b>Team</b>	<b>16</b>	<b>6</b>	<b>10</b>	<b>3</b>	<b>19/19</b>	<b>21/30</b>	<b>0</b>	<b>196</b>
<b>Opponents</b>	<b>39</b>	<b>27</b>	<b>12</b>	<b>4</b>	<b>41/43</b>	<b>15/23</b>	<b>0</b>	<b>344</b>

## PASSING

	Att.	Comp.	Yds.	Comp. %	Yds./Att.	TD	TD%	Int.	Int. %	Long	Sack/Lost	Rating
Tupa	315	165	2,053	52.3	6.5	6	1.9	13	4.1	62	25/200	62.0
Gelbaugh	118	61	674	51.6	5.7	3	2.5	10	8.4	34+	9/90	42.1
Chandler	50	25	289	50.0	5.7	1	2.0	2	4.0	45+	7/58	57.8
Kupp	7	3	23	42.9	3.2	0	0.0	0	0.0	11	2/23	51.5
Thompson	1	0	0	0.0	0.0	0	0.0	0	0.0	0	0/0	39.6
<b>Team</b>	<b>491</b>	<b>254</b>	<b>3,039</b>	<b>51.6</b>	<b>6.1</b>	<b>10</b>	<b>2.0</b>	<b>25</b>	<b>5.0</b>	<b>62</b>	<b>43/372</b>	<b>56.4</b>
<b>Opponent</b>	<b>447</b>	<b>268</b>	<b>3,069</b>	<b>60.0</b>	<b>6.8</b>	<b>12</b>	<b>2.7</b>	<b>17</b>	<b>3.8</b>	<b>43</b>	<b>25/153</b>	<b>73.8</b>

## SACKS

Harvey R, Nunn 7, Swann 4, Faulkner 2, Braxton 1, E. Hill 1, Wahler 1.

Team 25, Opponents 43

## RUSHING

	No.	Yds.	Avg.	Long	TD
Johnson	196	666	3.4	21	4
Thompson	126	376	3.0	22	1
Chandler	26	111	4.3	12	0
Chandler(Phx)	8	32	4.0	12	0
Tupa	28	97	3.5	17	1
Centers	14	44	3.1	8	0
E. Jones	5	24	4.8	9	0
Getbaugh	9	23	2.6	13	0
Proehl	3	21	7.0	17	0
Flagler	1	7	7.0	7	0
Kupp	1	5	5.0	5	0
<b>Team</b>	<b>391</b>	<b>1,295</b>	<b>3.3</b>	<b>22</b>	<b>6</b>
<b>Opponents</b>	<b>493</b>	<b>2,136</b>	<b>4.3</b>	<b>60t</b>	<b>27</b>

## RECEIVING

	No.	Yds.	Avg.	Long	TD
E. Jones	61	957	15.7	53	4
Proehl	55	766	13.9	62t	2
R. Hill	43	495	11.5	31t	1
Johnson	29	225	7.8	51t	2
Centers	19	176	9.3	23	0
Jordan	15	127	8.5	19	0
Jackson	8	108	13.5	30	0
Flagler	8	85	10.6	17	0
Reeves	8	45	5.6	13	0
Thompson	7	52	7.4	14	0
W. Williams	1	3	3.0	3t	1
<b>Team</b>	<b>254</b>	<b>3,039</b>	<b>12.0</b>	<b>62t</b>	<b>10</b>
<b>Opponents</b>	<b>268</b>	<b>3,069</b>	<b>11.5</b>	<b>43</b>	<b>12</b>

## INTERCEPTIONS

	No.	Yds.	Avg.	Long	TD
McDonald	4	63	15.8	38	0
A. Williams	6	60	10.0	32	0
McDonald	5	36	7.2	13	0
Lynch	3	59	19.7	35t	1
Zordich	1	27	27.0	27	0
Duersen	1	5	5.0	5	0
Fain (Cin-Phx.)	1	1	1.0	1	0
Fain (Phx.)	0	0	0.0	0	0
Patterson	1	0	0.0	0	0
<b>Team</b>	<b>17</b>	<b>187</b>	<b>11.0</b>	<b>35t</b>	<b>1</b>
<b>Opponents</b>	<b>25</b>	<b>399</b>	<b>16.0</b>	<b>79</b>	<b>1</b>

## PUNT RETURNS

	Ret.	FC	Yds.	Avg.	Long	TD
Jackson	31	3	244	7.9	19	0
Centers	5	2	30	6.0	12	0
Proehl	4	0	26	6.5	14	0
Edwards	1	1	7	7.0	7	0
<b>Team</b>	<b>41</b>	<b>6</b>	<b>307</b>	<b>7.5</b>	<b>19</b>	<b>0</b>
<b>Opponents</b>	<b>48</b>	<b>12</b>	<b>313</b>	<b>6.5</b>	<b>24</b>	<b>0</b>

## KICKOFF RETURNS

	No.	Yds.	Avg.	Long	TD
Centers	16	330	20.6	39	0
Edwards	13	261	20.1	36	0
Flagler	12	208	17.3	32	0
R. Hill(Miami)	9	146	16.2	33	0
R. Hill (Phx.)	8	113	14.1	25	0
Jackson	2	41	20.5	21	0
Lomack	1	19	19.0	19	0
<b>Team</b>	<b>52</b>	<b>972</b>	<b>18.7</b>	<b>39</b>	<b>0</b>
<b>Opponents</b>	<b>42</b>	<b>958</b>	<b>22.8</b>	<b>99t</b>	<b>1</b>

## PUNTING

	No.	Yds.	Avg.	Net	TB	In20	Lg	Bk.
Camarillo	76	3,445	45.3	38.9	7	19	60	1
<b>Team</b>	<b>77</b>	<b>3,445</b>	<b>44.7</b>	<b>38.9</b>	<b>7</b>	<b>19</b>	<b>60</b>	<b>1</b>
<b>Opponents</b>	<b>713</b>	<b>207</b>	<b>45.2</b>	<b>37.711</b>	<b>24</b>	<b>65</b>	<b>0</b>	<b>0</b>

## FIELD GOALS

	1-19	20-29	30-39	40-49	50+
G. Davis	0-0	6-6	7-7	5-10	3-7
<b>Team</b>	<b>0-0</b>	<b>6-6</b>	<b>7-7</b>	<b>5-10</b>	<b>3-7</b>
<b>Opponents</b>	<b>1-1</b>	<b>6-6</b>	<b>3-4</b>	<b>5-11</b>	<b>0-1</b>

## USUAL STARTING LINEUP

Offense	Defense
<b>WR</b> ..... Ernie Jones	<b>LE</b> ..... Jeff Faulkner
<b>LT</b> ..... Luis Sharpe	<b>NG</b> ..... Jim Wahler
<b>LG</b> ..... Joe Wolf	<b>RE</b> ..... Craig Patterson
	<b>LOLB</b> ..... Freddie Joe Nunn
<b>C</b> ..... Bill Lewis	<b>LILB</b> ..... Garth Jax
<b>RG</b> ..... Lance Smith	<b>RILB</b> ..... Eric Hill
<b>RT</b> ..... Tootie Robbins	<b>ROLB</b> ..... Ken Harvey
<b>TE</b> ..... Walter Reeves	<b>LCB</b> ..... Aeneas Williams
<b>WR</b> ..... Ricky Proehl	Lorenzo Lynch
<b>QB</b> ..... Tom Tupa	<b>RCB</b> ..... Lorenzo Lynch
<b>H-B</b> ..... Tim Jordan	Aeneas Williams
<b>RB</b> ... Johnny Johnson	<b>SS</b> ..... Tim McDonald
<b>K</b> ..... Greg Davis	<b>FS</b> ..... Michael Zordich
	<b>P</b> ..... Rich Camarillo

## NOTES

Encouragement from 4-0 preseason record and 2-0 start to regular season quickly dissipates as Cards drop 12 of next 14 games to finish 4-12, the most losses in franchise history ... QB **Timm Rosenbach** suffers ruptured anterior cruciate ligament in right knee in non-contact drill during evening practice Aug. 21 and misses season after reconstructive surgery ... Cards gamble in first round of NFL Draft by selecting DT **Eric Swann** despite no college playing experience ... little-known Southern University walk-on CB **Aeneas Williams**, picked in third round, starts 15 of 16 games and his six interceptions share NFC lead, making him the first rookie cornerback to achieve the feat since the Cowboys' **Everson Walls** (11) in 1991 ... LB **Eric Hill** returns a fumble 85 yards for a touchdown in season-opener at L.A. Rams Sept. 1, one of a team-record five Card fumble recoveries.

## FINAL NFC EAST STANDINGS

Team	W	L	T	Pct.	Pts.	OP
Washington#	14	2	0	.875	485	224
Dallas*	11	5	0	.688	342	310
Philadelphia	10	6	0	.625	285	244
N.Y. Giants	8	8	0	.500	281	297
Phoenix	4	12	0	.250	196	344

#Top NFC playoff seed  
\*Wild-card playoff qualifiers



## 1992 (4-12)

### HEAD COACH JOE BUGEL

Sept. 6	At Tampa Bay	L	7-23	41,315
Sept. 13	Philadelphia	L	14-31	42,533
Sept. 20	At Dallas	L	20-31	62,575
Sept. 27	Open Date			
Oct. 4	Washington	W	27-24	34,488
Oct. 11	At N.Y. Giants	L	21-31	70,042
Oct. 18	New Orleans	L	21-30	27,735
Oct. 25	At Phila.	L	3-7	64,676
Nov. 1	San Francisco	W	24-14	47,642
Nov. 8	At L.A. Rams	W	20-14	40,788
Nov. 15	At Atlanta	L	17-20	58,477
Nov. 22	Dallas	L	10-16	72,439
Nov. 29	At Washington	L	3-41	53,541
Dec. 6	San Diego	L	21-27	26,880
Dec. 12	N.Y. Giants	W	19-0	28,452
Dec. 20	At Indy	L	13-16	46,663
Dec. 27	Tampa Bay	L	3-7	29,645

243-332

Home: 3-5 (309,814). Away: 1-7 (438,177).

## TEAM STATISTICS

	Cards	Opp.
<b>Total First Downs</b> .....	<b>277</b>	<b>281</b>
Rushing	88	101
Passing	161	163
Penalty	28	17
<b>Total Net Yards</b> .....	<b>4577</b>	<b>5126</b>
Avg. Per Game	286.1	320.4
Total Plays	948	915
Avg. Per Play	4.8	5.6
<b>Net Yards Rushing</b> .....	<b>1491</b>	<b>1635</b>
Avg. Per Game	93.2	102.2
Total Rushes	395	436
<b>Net Yards Passing</b> .....	<b>3086</b>	<b>3491</b>
Avg. Per Game	192.9	218.2
Sacked/Yards Lost	36/258	27/196
Gross Yards	3,344	3,687
Att./Comp./Pct.517/298/57.6452/276/61.1		
Had Intercepted	24	16
<b>Yards/Average</b> .....	<b>58/42.8</b>	<b>62/42.8</b>
<b>Penalties/Yards</b> .....	<b>85/722</b>	<b>101/826</b>
<b>Fumbles/Lost</b> .....	<b>26/18</b>	<b>25/12</b>
<b>Touchdowns</b> .....	<b>29</b>	<b>40</b>
Rushing	11	13
Passing	15	24
Returns	3	3

## SCORE BY PERIOD

	Q1	Q2	Q3	Q4	OT	Pts.
Team	58	70	43	72	0	243
Opponents	62	108	88	74	0	332

## SCORING

	TD	R	P	R	PAT	FG	S	Pts.
G. Davis	0	0	0	0	28	2813	260	67
Johnson	6	6	0	0	0/0	0/0	0	36
E. Jones	4	0	4	0	0/0	0/0	0	24
R. Hill	3	0	3	0	0/0	0/0	0	18
Massey	3	0	3	0	0/0	0/0	0	18
Proehl	3	0	3	0	0/0	0/0	0	18
Bailey	2	1	1	0	0/0	0/0	0	12
Brown	2	2	0	0	0/0	0/0	0	12
Centers	2	0	2	0	0/0	0/0	0	12
Chandler	1	1	0	0	0/0	0/0	0	6
Edwards	1	0	1	0	0/0	0/0	0	6
Jackson	1	0	1	0	0/0	0/0	0	6
Thompson	1	1	0	0	0/0	0/0	0	6
Swann	0	0	0	0	0/0	0/0	1	2

## PASSING

	Att.	Comp.	Yds.	Comp. %	Yds./Att.	TD	TD%	Int.	Int. %	Long	Sack/Loss	Rating
Chandler	413	245	2,832	59.3	6.86	15	3.6	15	3.6	72t	29/226	77.1
Rosenbach	92	49	483	53.3	5.25	0	0.0	6	6.5	45	7/32	41.2
Sacca	11	4	29	36.4	2.64	0	0.0	2	18.2	16	0/0	5.3
Proehl	1	0	0	0.0	0.00	0	0.0	1	100.0	0	0/0	0.0
<b>Team</b>	<b>517</b>	<b>298</b>	<b>3,344</b>	<b>57.6</b>	<b>6.47</b>	<b>15</b>	<b>2.9</b>	<b>24</b>	<b>4.6</b>	<b>72t</b>	<b>36/258</b>	<b>67.4</b>
<b>Opponents</b>	<b>452</b>	<b>276</b>	<b>3,687</b>	<b>61.1</b>	<b>8.16</b>	<b>24</b>	<b>5.3</b>	<b>16</b>	<b>3.5</b>	<b>87t</b>	<b>27/196</b>	<b>89.9</b>

## SCORING (CONT.)

	TD	R	P	R	PAT	FG	S	Pts.
Camarillo	0	0	0	0	0/1	0/0	0	0
<b>Team</b>	<b>29</b>	<b>11</b>	<b>15</b>	<b>3</b>	<b>28/2913</b>	<b>26/1243</b>		
<b>Opponents</b>	<b>40</b>	<b>13</b>	<b>24</b>	<b>3</b>	<b>38/4018</b>	<b>28/332</b>		

## SACKS

Harvey, 6.0; M. Jones, 6.0; Nunn, 4.0; Bankston, 2.0; R. Davis, 2.0; Ruckett, 2.0; Swann, 2.0; Hyche, 1.0; J. Jones, 1.0; Faulkner, 0.5; McDonald, 0.5.  
**Team 27.0, Opponents 36.0**

## RUSHING

	No.	Yds.	Avg.	Long	TD
Johnson	178	734	4.1	42t	6
Bailey	52	233	4.5	15	1
Brown	68	194	2.9	13	2
Chandler	36	149	4.1	18	1
Centers	37	139	3.8	28	0
Proehl	3	23	7.7	10	0
Rosenbach	9	11	1.2	10	0
Thompson	8	8	1.0	6	1
R. Hill	1	4	4.0	4	0
Blount	1	-1	-1.0	-1	0
E. Jones	2	-3	-1.5	1	0
<b>Team</b>	<b>395</b>	<b>1,491</b>	<b>3.8</b>	<b>42t</b>	<b>11</b>
<b>Opponents</b>	<b>436</b>	<b>1,635</b>	<b>3.8</b>	<b>63t</b>	<b>13</b>

## RECEIVING

	No.	Yds.	Avg.	Long	TD
Proehl	60	774	12.4	63t	3
R. Hill	58	861	14.8	49	3
Centers	50	417	8.3	26	2
E. Jones	38	559	14.7	72t	4
Bailey	33	331	10.0	34	1
Edwards	14	147	10.5	25t	1
Johnson	14	103	7.4	26	0
Rolle	13	64	4.9	12	0
Brown	7	54	7.7	18	0
Reeves	6	28	4.7	12	0
Blount	3	18	6.0	18	0
Ware	1	13	13.0	13	0
Jackson	1	5	5.0	5t	1
<b>Team</b>	<b>298</b>	<b>3,344</b>	<b>11.2</b>	<b>72t</b>	<b>15</b>
<b>Opponents</b>	<b>276</b>	<b>3,687</b>	<b>13.4</b>	<b>87t</b>	<b>24</b>

## INTERCEPTIONS

	No.	Yds.	Avg.	Long	TD
Massey	5	147	29.4	46t	3
Zordich	3	37	12.3	23	0
A. Williams	3	25	8.3	23	0
McDonald	2	35	17.5	20	0
D. Davis	2	27	13.5	27	0
J. Jones	1	27	27.0	27	0
<b>Team</b>	<b>16</b>	<b>298</b>	<b>18.6</b>	<b>46t</b>	<b>3</b>
<b>Opponents</b>	<b>24</b>	<b>279</b>	<b>11.6</b>	<b>65</b>	<b>1</b>

## PUNT RETURNS

	Ret.	FC	Yds.	Avg.	Long	TD
Bailey	20	8	263	13.2	65	0
Blount	13	4	101	7.8	16	0
<b>Team</b>	<b>33</b>	<b>12</b>	<b>364</b>	<b>11.0</b>	<b>65</b>	<b>0</b>
<b>Opponents</b>	<b>22</b>	<b>11</b>	<b>141</b>	<b>6.4</b>	<b>26</b>	<b>0</b>

## KICKOFF RETURNS

	No.	Yds.	Avg.	Long	TD
Bailey	28	690	24.6	63	0
Blount	11	251	22.8	52	0
Edwards	8	143	17.9	24	0
Jackson	1	17	17.0	17	0
Rolle	1	10	10.0	10	0
L. Smith	2	16	8.0	13	0
<b>Team</b>	<b>51</b>	<b>1,127</b>	<b>22.1</b>	<b>63</b>	<b>0</b>
<b>Opponents</b>	<b>42</b>	<b>767</b>	<b>18.3</b>	<b>43</b>	<b>0</b>

## PUNTING

	No.	Yds.	Avg.	Net	Tn	In20 Lg	Bk.
Camarillo	54	2,317	42.9	39.6	2	23	73
G. Davis	4	167	41.8	36.8	1	0	52
<b>Team</b>	<b>58</b>	<b>2,484</b>	<b>42.8</b>	<b>39.4</b>	<b>3</b>	<b>23</b>	<b>73</b>
<b>Opponents</b>	<b>62</b>	<b>2,656</b>	<b>42.8</b>	<b>34.7</b>	<b>7</b>	<b>13</b>	<b>62</b>

## FIELD GOALS

	1-19	20-29	30-39	40-49	50+
G. Davis	0-0	6-10	3-4	4-9	0-3
<b>Team</b>	<b>0-0</b>	<b>6-10</b>	<b>3-4</b>	<b>4-9</b>	<b>0-3</b>
<b>Opponents</b>	<b>1-1</b>	<b>6-6</b>	<b>5-9</b>	<b>4-9</b>	<b>2-3</b>

## USUAL STARTING LINEUP

Offense	Defense
<b>WR</b> ..... Randal Hill	<b>LE</b> .....Jeff Faulkner
Ernie Jones	Eric Swann
<b>LT</b> ..... Luis Sharpe	<b>DT</b> ..... Jim Wahler
<b>LG</b> .....Mark May	Michael Bankston
<b>C</b> .....Danny Villa	<b>DT</b> ..... Mike Jones
Bill Lewis	Keith Rucker
<b>RG</b> ..... Lance Smith	<b>RE</b> .....Freddie Joe Nunn
<b>RT</b> .....Rick Cunningham	Reuben Davis
Danny Villa	ILB.... Tyrone Stowe
<b>TE</b> ..... Walter Reeves	<b>ILB</b> ..... Eric Hill
<b>WR</b> ..... Ricky Proehl	<b>OLB</b> ..... Ken Harvey
<b>QB</b> ..... Timm Rosenbach	<b>LB/DB</b> .....Lorenzo Lynch
Chris Chandler	<b>RCB</b> .....Robert Massey
<b>H-B</b> ..... Butch Rolle	<b>SS</b> ..... Tim McDonald
<b>RB</b> .....Johnny Johnson	<b>FS</b> .....Michael Zordich
Ivory Lee Brown	<b>P</b> .....Rich Camarillo
<b>K</b> .....Greg Davis	

## NOTES

Despite considerable improvement on both offense and defense, Cards lose six games by six points or less to post a second consecutive 4-12 season ... defense allows fewest rushing yards (1,635) in 24 seasons (1,558, 1968) and fewest points (332) since 1978 (296) ... CB **Robert Massey** becomes 17th player in NFL history to return two interceptions for touchdowns in one game (31 and 41 yards in fourth quarter Oct. 4 vs. Washington) ... Pro Bowl **P Rich Camarillo** narrowly misses becoming the first player in NFL history to achieve a 40-yard net punting average with a 39.6-yard net mark.

## FINAL NFC EAST STANDINGS

Team	W	L	T	Pct.	Pts.	OP
Dallas*	13	3	0	.813	409	243
Philadelphia*	11	5	0	.688	354	245
Washington*	9	7	0	.563	300	255
N.Y. Giants	6	10	0	.375	306	367
Phoenix	4	12	0	.250	243	332

\*Wild-card playoff qualifiers



# ARIZONA CARDINALS

## 1993 (7-9)

### HEAD COACH JOE BUGEL

Sept. 5	At Philadelphia	L 17-23	59,831
Sept. 12	At Washington	W 17-10	53,525
Sept. 19	Dallas	L 10-17	73,025
Sept. 26	At Detroit	L 20-26	57,180
Oct. 3	Open Date		
Oct. 10	New England	L 21-23	36,115
Oct. 17	Washington	W 36-6	48,143
Oct. 24	At San Francisco	L 14-28	62,020
Oct. 31	New Orleans	L 17-20	36,778
Nov. 7	Philadelphia	W 16-3	41,634
Nov. 14	At Dallas	L 15-20	64,224
Nov. 21	Open Date		
Nov. 28	At N.Y. Giants	L 17-19	59,979
Dec. 5	L.A. Rams	W 38-10	33,964
Dec. 12	Detroit	L 14-21	39,393
Dec. 19	At Seattle	W 30-27 (OT)	45,737
Dec. 26	N.Y. Giants	W 17-6	53,414
Jan. 2	At Atlanta	W 27-10	44,360
		326-269	
Home: 4-4 (362,466)		3way: 3-5 (446,856)	

## TEAM STATISTICS

<b>Total First Downs</b> .....	<b>295</b>	<b>Opp. 278</b>
Rushing	107	106
Passing	173	158
Penalty	15	14
<b>Total Net Yards</b> .....	<b>5213</b>	<b>5167</b>
Avg. Per Game	325.8	322.9
Total Plays	1,007	962
Avg. Per Play	5.2	5.4
<b>Net Yards Rushing</b> .....	<b>1809</b>	<b>1861</b>
Avg. Per Game	113.1	116.3
Total Rushes	452	433
<b>Net Yards Passing</b> .....	<b>3404</b>	<b>3306</b>
Avg. Per Game	212.8	206.6
Sacked/Yards Lost	33/231	34/205
Gross Yards	3,635	3,511
Att./Comp./Pct.	522/310/59.4	495/281/56.8
Had Intercepted	20	9
<b>Punts/Average</b> .....	<b>73/43.7</b>	<b>78/42.7</b>
<b>Penalties/Yards</b> .....	<b>77/644</b>	<b>95/730</b>
<b>Fumbles/Lost</b> .....	<b>23/11</b>	<b>27/17</b>
<b>Touchdowns</b> .....	<b>37</b>	<b>27</b>
Rushing	12	13
Passing	21	14
Returns	4	0

## SCORE BY PERIOD

	Q1	Q2	Q3	Q4	OT	Pts.
Team	54	98	79	92	3	326
Opponents	58	84	53	74	0	269

## Scoring

	TD	R	P	R	PAT	FG	S	Pts.
G. Davis	0	0	0	0	37/37	21/28	0	100
Moore	9	0	0	0	0/0	0/0	0	54
Proehl	7	0	0	0	0/0	0/0	0	42
Clark	4	0	0	0	0/0	0/0	0	24
R. Hill	4	0	0	0	0/0	0/0	0	24
Centers	3	0	3	0	0/0	0/0	0	18
Bailey	2	1	0	1	0/0	0/0	0	12
Williams	2	0	2	0	0/0	0/0	0	12
Blount	1	1	0	0	0/0	0/0	0	6
Edwards	1	0	1	0	0/0	0/0	0	6
Hearst	1	1	0	0	0/0	0/0	0	6
Lynch	1	0	1	0	0/0	0/0	0	6
Reeves	1	0	1	0	0/0	0/0	0	6
Rolle	1	0	1	0	0/0	0/0	0	6
Swann	0	0	0	0	0/0	0/1	2	
<b>Team</b>	<b>37</b>	<b>12</b>	<b>21</b>	<b>4</b>	<b>37/37</b>	<b>21/28</b>	<b>2</b>	<b>326</b>
<b>Opponents</b>	<b>27</b>	<b>13</b>	<b>14</b>	<b>0</b>	<b>27/27</b>	<b>35/1</b>	<b>2</b>	<b>269</b>

## PASSING

	Att.	Comp.	Yds.	Comp. %	Yds./Att.	TD	TD%	Int.	Int. %	Long	Sack/Lost	Rating
Beuerlein	418	258	3,164	61.7	7.57	18	4.3	17	4.1	65t	29/206	82.5
Chandler	103	52	471	50.5	4.57	3	2.9	2	1.9	27t	4/25	64.8
Hearst	1	0	0	0.0	0.00	0	0.0	1	100.0	0	0/0	0.0
<b>Team</b>	<b>522</b>	<b>310</b>	<b>3,635</b>	<b>59.4</b>	<b>6.96</b>	<b>21</b>	<b>4.0</b>	<b>20</b>	<b>3.8</b>	<b>65t</b>	<b>33/231</b>	<b>78.0</b>
<b>Opponents</b>	<b>495</b>	<b>281</b>	<b>3,511</b>	<b>56.8</b>	<b>7.09</b>	<b>14</b>	<b>2.8</b>	<b>9</b>	<b>1.8</b>	<b>86</b>	<b>34/205</b>	<b>80.8</b>

## SACKS

Harvey 9.5, Nunn 6.5, Swann 3.5, Bankston 3, Booty 3, M. Jones 3, Stowe 1.5, R. Davis 1, E. Hill 1, Lynch 1, Oldham 1.  
**Team 34.0, Opponents 33.0**

## RUSHING

	No.	Yds.	Avg.	Long	TD
Moore	263	1,018	3.9	20	9
Hearst	76	264	3.5	57	1
Bailey	49	253	5.2	31	1
Centers	25	152	6.1	33	0
Proehl	8	47	5.9	17	0
Beuerlein	22	45	2.0	20	0
Blount	5	28	5.6	7	1
Chandler	3	2	0.7	1	0
Camarillo	1	0	0.0	0	0
<b>Team</b>	<b>452</b>	<b>1,809</b>	<b>4.0</b>	<b>57</b>	<b>12</b>
<b>Opponents</b>	<b>433</b>	<b>1,861</b>	<b>4.3</b>	<b>48</b>	<b>13</b>

## RECEIVING

	No.	Yds.	Avg.	Long	TD
Centers	66	603	9.1	29	3
Proehl	65	877	13.5	51t	7
Clark	63	818	13.0	55	4
R. Hill	35	519	14.8	58t	4
Bailey	32	243	7.6	30	0
Edwards	13	326	25.1	65t	1
Rolle	10	67	6.7	22	1
Reeves	9	67	7.4	18	1
Hearst	6	18	3.0	9	0
Blount	5	36	7.2	9	0
Ware	3	45	15.0	27	0
Moore	3	16	5.3	6	0
<b>Team</b>	<b>310</b>	<b>3,635</b>	<b>11.7</b>	<b>65t</b>	<b>21</b>
<b>Opponents</b>	<b>281</b>	<b>3,511</b>	<b>12.5</b>	<b>86</b>	<b>14</b>

## INTERCEPTIONS

	No.	Yds.	Avg.	Long	TD
Lynch	3	13	4.3	13	0
Williams	2	87	43.5	46t	1
Booty	2	24	12.0	19	0
Oldham	1	0	0.0	0	0
Zordich	1	0	0.0	0	0
<b>Team</b>	<b>9</b>	<b>124</b>	<b>13.8</b>	<b>46t</b>	<b>1</b>
<b>Opponents</b>	<b>20</b>	<b>143</b>	<b>7.2</b>	<b>37</b>	<b>0</b>

## PUNT RETURNS

	Ret.	FC	Yds.	Avg.	Long	TD
Bailey	35	5	282	8.1	58t	1
Blount	9	3	90	10.0	25	0
Edwards	3	3	12	4.0	11	0
<b>Team</b>	<b>47</b>	<b>11</b>	<b>384</b>	<b>8.2</b>	<b>58t</b>	<b>1</b>
<b>Opponents</b>	<b>30</b>	<b>19</b>	<b>267</b>	<b>8.9</b>	<b>33</b>	<b>0</b>

## KICKOFF RETURNS

	No.	Yds.	Avg.	Long	TD
Bailey	31	699	22.5	48	0
Blount	8	163	20.4	27	0
Edwards	3	51	17.0	20	0
Lofton	1	18	18.0	18	0
Smith	1	11	11.0	11	0
Moore	1	9	9.0	9	0
<b>Team</b>	<b>45</b>	<b>951</b>	<b>21.1</b>	<b>48</b>	<b>0</b>
<b>Opponents</b>	<b>51</b>	<b>994</b>	<b>19.5</b>	<b>61</b>	<b>0</b>

## PUNTING

	No.	Yds.	Avg.	Net	TB	120	Lg	Blk.
Camarillo	73	3,189	43.7	37.8	8	23	61	0
<b>Team</b>	<b>733</b>	<b>3,189</b>	<b>43.7</b>	<b>37.8</b>	<b>8</b>	<b>23</b>	<b>61</b>	<b>0</b>
<b>Opponents</b>	<b>783</b>	<b>3,333</b>	<b>42.7</b>	<b>36.8</b>	<b>4</b>	<b>23</b>	<b>62</b>	<b>1</b>

## FIELD GOALS

	1-19	20-29	30-39	40-49	50+
G. Davis	1-1	11-11	1-1	4-10	4-5
<b>Team</b>	<b>1-1</b>	<b>11-11</b>	<b>1-1</b>	<b>4-10</b>	<b>4-5</b>
<b>Opponents</b>	<b>1-1</b>	<b>11-12</b>	<b>7-10</b>	<b>6-9</b>	<b>1-3</b>

## USUAL STARTING LINEUP

Offense	Defense
<b>WR</b> ..... Gary Clark	<b>LE</b> Michael Bankston
Randal Hill	Freddie Joe Nunn
<b>LT</b> ..... Luis Sharpe	<b>LT</b> ..... Eric Swann
<b>RG</b> ..... Mark May	<b>RT</b> ..... Keith Rucker
Joe Wolf	<b>RE</b> ..... Reuben Davis
<b>C</b> ..... Ed Cunningham	Freddie Joe Nunn
<b>RG</b> ..... Lance Smith	<b>ILB</b> ..... Eric Hill
<b>RT</b> ..... Rick Cunningham	<b>ILB</b> .... Tyrone Stowe
<b>TE</b> ..... Walter Reeves	Ken Harvey
<b>WR</b> ..... Ricky Proehl	<b>LCB</b> Aeneas Williams
<b>QB</b> ..... Steve Beuerlein	<b>RCB</b> ... Robert Massey
<b>H-B</b> ..... Larry Centers	<b>S</b> ..... Dave Duerson
Butch Rolle	Lorenzo Lynch
<b>RB</b> ..... Ronald Moore	<b>SS</b> ..... John Booty
Garrison Hearst	<b>FS</b> ..... Chuck Cecil
<b>K</b> ..... Greg Davis	Lorenzo Lynch
	<b>P</b> ..... Rich Camarillo

## NOTES

A 5-3 record and three consecutive victories to finish season 7-9 are not enough to save Head Coach **Joe Bugel's** job ... rushing offense improves from 26th (1992) to sixth overall and scoring jumps from 24th to fourth ... defensively, six opponents held to 10 points or less, a Cardinal first since 1936 ... first-round draft pick **RB Garrison Hearst** suffers season-ending knee injury in sixth game ... Pittsburgh (Kan.) State rookie **RB Ronald Moore** rushes for 1,018 yards and leads all NFL rookies with nine touchdowns ... Moore becomes only fifth rookie in NFL history to tally four rushing touchdowns in one game (vs. L.A. Rams, Dec. 5) ... franchise-record crowd of 73,025 sees Cards lose 17-10 to Dallas on Sept. 19 ... Cards snap 14-game losing streak at R.F.K. Stadium with a 17-10 victory Sept. 12, their first success at Washington since 1978.

## FINAL NFC EAST STANDINGS

Team	W	L	T	Pct.	Pts.	OP
Dallas#	12	4	0	.750	376	229
N.Y. Giants*	11	5	0	.688	288	205
Philadelphia	8	8	0	.500	293	315
Phoenix	7	9	0	.438	326	269
Washington	4	12	0	.250	230	345

#Top NFC playoff seed

\*Wild-card playoff qualifier



## 1994 (8-8)

### HEAD COACH BUDDY RYAN

Sept. 4	At L.A. Rams	L	12-14	32,969
Sept. 11	N.Y. Giants	L	17-20	60,066
Sept. 18	At Cleveland	L	0-32	62,818
Sept. 25	Open Date			
Oct. 2	Minnesota	W	17-7	67,950
Oct. 9	At Dallas	L	3-38	64,518
Oct. 16	At Washington	W	19-16 (OT)	50,019
Oct. 23	Dallas	L	21-28	71,023
Oct. 30	Pittsburgh	W	20-17 (OT)	65,690
Nov. 6	At Phila.	L	7-17	64,952
Nov. 13	At N.Y. Giants	W	10-9	71,719
Nov. 20	Philadelphia	W	12-6	62,779
Nov. 27	Chicago	L	16-19 (OT)	65,922
Dec. 4	At Houston	W	30-12	39,821
Dec. 11	Washington	W	17-15	53,790
Dec. 18	Cincinnati	W	28-7	50,110
Dec. 24	At Atlanta	L	6-10	35,311
			235-267	

Home: 5-3 (497,330). Away: 3-5 (422,127).

## TEAM STATISTICS

<b>Total First Downs</b> .....	<b>Cards</b> .....	<b>Opp.</b> .....
287	287	245
Rushing	90	71
Passing	169	144
Penalty	28	30
<b>Total Net Yards</b> .....	<b>4607</b> .....	<b>4408</b>
Avg. Per Game	287.9	275.5
Total Plays	1,052	909
Avg. Per Play	4.4	4.8
<b>Net Yards Rushing</b> .....	<b>1560</b> .....	<b>1370</b>
Avg. Per Game	97.5	85.6
Total Rushes	480	409
<b>Net Yards Passing</b> .....	<b>3047</b> .....	<b>3038</b>
Avg. Per Game	190.4	189.9
Sacked/Yards Lost	34/237	35/272
Gross Yards	3,284	3,310
Att./Comp./Pct.	538/287/53.3	465/234/50.3
Had Intercepted	19	23
<b>Punts/Average</b> .....	<b>98/40.8</b> .....	<b>90/40.9</b>
<b>Penalties/Yards</b> .....	<b>128/1,090</b> .....	<b>108/800</b>
<b>Fumbles/Lost</b> .....	<b>25/10</b> .....	<b>28/13</b>
<b>Touchdowns</b> .....	<b>24</b> .....	<b>31</b>
Rushing	12	7
Passing	11	19
Returns	1	5

## SCORE BY PERIOD

	Q1	Q2	Q3	Q4	OT	Pts.
Team	41	66	18	104	6	235
Opponents	74	83	62	45	3	267

## SCORING

	TD	R	P	R	PAT	FG	S	Pts.
Davis	0	0	0	0	17/17	20/26	0	77
Centers	7	5	2	0	0/0	0/0	0	42
Moore	5	4	1	0	0/0	0/0	0	32
Proehl	5	0	5	0	0/0	0/0	0	30
Peterson	0	0	0	0	4/4	2/4	0	10
Beuerlein	1	1	0	0	0/0	0/0	0	6
Clark	1	0	1	0	0/0	0/0	0	6
Hearst	1	1	0	0	0/0	0/0	0	6
McCants*	1	0	0	1	0/0	0/0	0	6
McCants**	1	0	0	1	0/0	0/0	0	6
Reeves	1	0	1	0	0/0	0/0	0	6
Ware**	1	0	1	0	0/0	0/0	0	6
Swann	0	0	0	0	0/0	0/1	2	6
<b>Team</b>	<b>24</b>	<b>12</b>	<b>11</b>	<b>1</b>	<b>21/21</b>	<b>21/22</b>	<b>30/23</b>	<b>235</b>
<b>Opponents</b>	<b>31</b>	<b>7</b>	<b>19</b>	<b>5</b>	<b>28/28</b>	<b>29/15</b>	<b>24/32</b>	<b>267</b>

\*NFL \*\*Cardinals

2-Pt. Conversions: Moore.

Team 1/3, Opponents 1/2

## PASSING

	Att.	Comp.	Yds.	Comp. %	Yds./Att.	TD	TD%	Int.	Int. %	Long	Sack/Lost	Rating
Beuerlein	255	130	1,545	51.0	6.06	5	2.0	9	3.5	63	20/129	61.6
Schroeder	238	133	1,510	55.9	6.34	4	1.7	7	2.9	48t	11/85	68.4
McMahon	43	23	219	53.5	5.09	1	2.3	3	7.0	33	3/23	46.6
Hearst	1	1	10	100.0	10.00	1	100.0	0	0.0	10t	0/0	147.9
Moore	1	0	0	0.0	0.00	0	0.0	0	0.0	0	0/0	39.6
<b>Team</b>	<b>538</b>	<b>287</b>	<b>3,284</b>	<b>53.3</b>	<b>6.10</b>	<b>11</b>	<b>2.0</b>	<b>19</b>	<b>3.5</b>	<b>63</b>	<b>34/237</b>	<b>64.1</b>
<b>Opponents</b>	<b>465</b>	<b>234</b>	<b>3,310</b>	<b>50.3</b>	<b>7.12</b>	<b>19</b>	<b>4.1</b>	<b>23</b>	<b>4.9</b>	<b>85t</b>	<b>35/272</b>	<b>66.7</b>

## SACKS

Swann 7, Bankston 7, Joyner 6, Simmons 6, Miller 3, E. Hill 1.5, Hoage 1, Marshall 1, McCants (NFL) 1, McCants (Cardinals) 1, Wilson (NFL) 1, Wilson (Cardinals) 1, Lynch 0.5.  
Team 35.0, Opponents 34.0

## RUSHING

	No.	Yds.	Avg.	Long	TD
Moore	232	780	3.4	24	4
Centers	115	336	2.9	17	5
Higgs (NFL)	62	195	3.1	21	0
Higgs (AZ)	43	127	3.0	16	0
Hearst	37	169	4.6	36	1
Schroeder	16	59	3.7	16	0
Beuerlein	22	39	1.8	19	1
McMahon	6	32	5.3	17	0
Levy	3	15	5.0	22	0
Feagles	2	8	4.0	12	0
Samuels	1	1	1.0	1	0
Reeves	1	-1	-1.0	-1	0
McAfee (AZ)	2	-5	-2.5	2t	1
<b>Team</b>	<b>480</b>	<b>1,560</b>	<b>3.3</b>	<b>36</b>	<b>12</b>
<b>Opponents</b>	<b>409</b>	<b>1,370</b>	<b>3.3</b>	<b>26</b>	<b>7</b>

## RECEIVING

	No.	Yds.	Avg.	Long	TD
Centers	77	647	8.4	36	2
Proehl	51	651	12.8	63	5
Clark	50	771	15.4	45	1
R.Hill	38	544	14.3	51	0
Ware	17	171	10.1	33	1
Reeves	14	202	14.4	33	1
Fann	12	96	8.0	16	0
Samuels	8	57	7.1	17	0
Moore	8	52	6.5	18	1
Hearst	6	49	8.2	29	0
Levy	4	35	8.8	15	0
Robinson	1	5	5.0	5	0
McAfee(AZ)	1	4	4.0	4	0
<b>Team</b>	<b>287</b>	<b>3,284</b>	<b>11.4</b>	<b>63</b>	<b>11</b>
<b>Opponents</b>	<b>234</b>	<b>3,310</b>	<b>14.1</b>	<b>85t</b>	<b>19</b>

## INTERCEPTIONS

	No.	Yds.	Avg.	Long	TD
A. Williams	9	89	9.9	43	0
J. Williams	4	48	12.0	29	0
Hoage	3	64	21.3	41	0
Joyner	3	2	0.7	2	0
Lynch	2	35	17.5	23	0
McCants (NFL)	1	46	46.0	46t	1
McCants (AZ)	1	46	46.0	46t	1
Swann	1	0	0.0	0	0
Marshall	0	13	0.0	13	0
<b>Team</b>	<b>23</b>	<b>297</b>	<b>12.9</b>	<b>46t</b>	<b>1</b>
<b>Opponents</b>	<b>19</b>	<b>262</b>	<b>13.8</b>	<b>93t</b>	<b>3</b>

## PUNT RETURNS

	Ret.	FC	Yds.	Avg.	Long	TD
Robinson	41	12	285	7.0	23	0
Reeves	1	1	1	1.0	1	0
<b>Team</b>	<b>42</b>	<b>13</b>	<b>286</b>	<b>6.8</b>	<b>23</b>	<b>0</b>
<b>Opponents</b>	<b>40</b>	<b>22</b>	<b>270</b>	<b>6.8</b>	<b>16</b>	<b>0</b>

## KICKOFF RETURNS

	No.	Yds.	Avg.	Long	TD
Levy	26	513	19.7	31	0
Robinson	12	231	19.3	33	0
McAfee	7	113	16.1	29	0
Henesey	6	108	18.0	25	0
Reeves	3	83	27.7	53	0
Higgs (NFL)	2	25	12.5	17	0

## KICKOFF RETURNS (CONT.)

	No.	Yds.	Avg.	Long	TD
Higgs (AZ)	2	25	12.5	17	0
Samuels	1	6	6.0	6	0
<b>Team</b>	<b>57</b>	<b>1,079</b>	<b>18.9</b>	<b>53</b>	<b>0</b>
<b>Opponents</b>	<b>53</b>	<b>1,214</b>	<b>22.9</b>	<b>87t</b>	<b>1</b>

## PUNTING

	No.	Yds.	Avg.	Net	TB	In	20	Lg	Bk.
Feagles	98	3,997	40.8	36.0	10	33	54	0	0
<b>Team</b>	<b>983</b>	<b>9,974</b>	<b>40.8</b>	<b>36.0</b>	<b>10</b>	<b>33</b>	<b>54</b>	<b>0</b>	<b>0</b>
<b>Opponents</b>	<b>903</b>	<b>6,774</b>	<b>40.9</b>	<b>35.7</b>	<b>9</b>	<b>29</b>	<b>58</b>	<b>1</b>	<b>0</b>

## FIELD GOALS

	1-19	20-29	30-39	40-49	50+
Davis	0-0	10-11	3-4	6-7	1-4
Peterson	0-0	1-1	1-1	0-2	0-0
<b>Team</b>	<b>0-0</b>	<b>11-12</b>	<b>4-5</b>	<b>6-9</b>	<b>1-4</b>
<b>Opponents</b>	<b>1-1</b>	<b>5-6</b>	<b>8-10</b>	<b>0-5</b>	<b>1-2</b>

## USUAL STARTING LINEUP

<b>Offense</b>	<b>Defense</b>
WR.....Randal Hill	LE.....Michael Bankston
LT.....Louis Sharpe	LT.....Eric Swann
Ben Coleman	RT.....Bernard Wilson
LG.....Ernest Dye	RE.....Clyde Simmons
C.....Ed Cunningham	LLB.....Seth Joyner
RG.....Ben Coleman	MLB.....Eric Hill
Anthony Redmon	RLB.....Wilber Marshall
RT.....Rick Cunningham	LCB.....Aeneas Williams
Joe Wolf	RCB.....James Williams
TE.....Derek Ware	SS.....Lorenzo Lynch
WR.....Ricky Proehl	FS.....Terry Hoage
QB.....Steve Beuerlein	P.....Jeff Feagles
Jay Schroeder	
FB.....Larry Centers	
RB.....Ronald Moore	
K.....Greg Davis	

## NOTES

Colorful **Buddy Ryan** named head coach and general manager ... season-ticket sales nearly double to over 48,000 ... Sun Devil Stadium sells out three times and Cardinals establish franchise single-season attendance mark of 497,330, an average of 62,166 ... saddled with 0-3 start, Cards win five of last seven games to finish 8-8, their first non-losing record since 1984 ... defense ranks third in league—highest in 25 years—and Cards' 36 takeaways lead NFC ... offense leads league in time of possession but 23 touchdowns are fewest in NFL ... 10-game losing streak in Giants Stadium snapped with 10-9 win Nov. 13 ... team changes name to Arizona Cardinals ... **CB Aeneas Williams** earns first Pro Bowl berth.

## FINAL NFC EAST

### STANDINGS

<b>Team</b>	<b>W</b>	<b>L</b>	<b>T</b>	<b>Pct.</b>	<b>Pts.</b>	<b>OP</b>
Dallas	12	4	0	.750	414	248
N.Y. Giants	9	7	0	.563	279	305
Arizona	8	8	0	.500	235	267
Philadelphia	7	9	0	.438	308	308
Washington	3	13	0	.188	320	412



# ARIZONA CARDINALS

## 1995 (4-12)

### HEAD COACH BUDDY RYAN

Sept. 3	At Washington	L	7-21	52,731
Sept. 10	Philadelphia	L	19-37	45,004
Sept. 17	At Detroit	W	20-17	58,727
Sept. 24	At Dallas	L	20-34	64,560
Oct. 1	Kansas City	L	3-24	50,211
Oct. 8	At N.Y. Giants	L	21-27 (OT)	68,463
Oct. 15	Washington	W	24-20	42,370
Oct. 22	Open Date			
Oct. 29	Seattle	W	20-14 (OT)	39,600
Nov. 5	At Denver	L	6-38	71,488
Nov. 12	Minnesota	L	24-30 (OT)	51,342
Nov. 19	At Carolina	L	7-27	49,582
Nov. 26	Atlanta	W	40-37 (OT)	35,147
Nov. 30	N.Y. Giants	L	6-10	44,246
Dec. 9	At San Diego	L	25-28	55,258
Dec. 17	At Philadelphia	L	20-21	62,076
Dec. 25	Dallas	L	13-37	72,394
			275-422	

Home: 3-5 (380,314). Away: 1-7 (482,885).

## TEAM STATISTICS

<b>Total First Downs</b> .....	<b>285</b>	<b>Opp. 310</b>
Rushing	65	105
Passing	184	180
Penalty	36	25
<b>Total Net Yards</b> .....	<b>4866</b>	<b>5704</b>
Avg. Per Game	304.1	356.5
Total Plays	1,002	995
Avg. Per Play	4.9	5.7
<b>Net Yards Rushing</b> .....	<b>1363</b>	<b>2249</b>
Avg. Per Game	85.2	140.6
Total Rushes	387	503
<b>Net Yards Passing</b> .....	<b>3503</b>	<b>3455</b>
Avg. Per Game	218.9	215.9
Sacked/Yards Lost	55/390	31/200
Gross Yards	3,893	3,655
Att./Comp./Pct.560/327/58.4		
461/264/57.3		
Had Intercepted	24	19
<b>Punts/Average</b> .....	<b>72/43.8</b>	<b>62/43.5</b>
Penalties/Yards	119/835	117/860
Fumbles/Lost	41/19	39/23
<b>Touchdowns</b> .....	<b>26</b>	<b>53</b>
Rushing	3	14
Passing	17	33
Returns	6	6

## SCORE BY PERIOD

	<b>Q1</b>	<b>Q2</b>	<b>Q3</b>	<b>Q4</b>	<b>OT</b>	<b>Pts.</b>
Team	35	108	53	70	9	275
Opponents	75	136	109	90	12	422

## SCORING

	<b>TD</b>	<b>R</b>	<b>P</b>	<b>R</b>	<b>PAT</b>	<b>FG</b>	<b>S</b>	<b>Pts.</b>
G. Davis	0	0	0	0	19/19	30/39	0	109
Moore	5	0	5	0	0/0	0/0	0	32
Centers	4	2	2	0	0/0	0/0	0	24
Williams	3	0	3	0	0/0	0/0	0	18
Sanders	2	0	2	0	0/0	0/0	0	16
Edwards	2	0	2	0	0/0	0/0	0	12
Gaines	2	0	2	0	0/0	0/0	0	12
Hearst	2	1	1	0	0/0	0/0	0	12
McBride	2	1	1	0	0/0	0/0	0	12
Anderson	1	0	1	0	0/0	0/0	0	10
Lynch	1	0	0	1	0/0	0/0	0	6

## PASSING

	<b>Att.</b>	<b>Comp.</b>	<b>Yds.</b>	<b>Comp. %</b>	<b>Yds./Att.</b>	<b>TD</b>	<b>TD%</b>	<b>Int.</b>	<b>Int. %</b>	<b>Long</b>	<b>Sack/Lost</b>	<b>Rating</b>
Krieg	521	304	3,554	58.3	6.82	16	3.1	21	4.0	48	53/380	72.6
Buck	32	20	271	62.5	8.47	1	3.1	0	0.0	28	2/10	99.9
Case	2	1	19	50.0	9.50	0	0.0	1	50.0	19	0/0	43.8
Hearst	2	1	16	50.0	8.00	0	0.0	0	0.0	16	0/0	77.1
Moore	2	1	33	50.0	16.50	0	0.0	1	50.0	33	0/0	56.3
Centers	1	0	0	0.0	0.00	0	0.0	1	100.0	0	0/0	0.0
<b>Team</b>	<b>560</b>	<b>327</b>	<b>3,893</b>	<b>58.4</b>	<b>6.95</b>	<b>17</b>	<b>3.0</b>	<b>24</b>	<b>4.3</b>	<b>48</b>	<b>55/390</b>	<b>72.0</b>
<b>Opponents</b>	<b>461</b>	<b>264</b>	<b>3,655</b>	<b>57.3</b>	<b>7.93</b>	<b>33</b>	<b>7.2</b>	<b>19</b>	<b>4.1</b>	<b>73t</b>	<b>31/200</b>	<b>89.5</b>

## SCORING (CONT.)

	<b>TD</b>	<b>R</b>	<b>P</b>	<b>R</b>	<b>PAT</b>	<b>FG</b>	<b>S</b>	<b>Pts.</b>
McCants	1	0	0	1	0/0	0/0	0	6
Simmons	1	0	0	1	0/0	0/0	0	6
<b>Team</b>	<b>26</b>	<b>3</b>	<b>17</b>	<b>6</b>	<b>19/1930</b>	<b>39/0</b>	<b>275</b>	
<b>Opponents</b>	<b>53</b>	<b>14</b>	<b>33</b>	<b>6</b>	<b>50/5118</b>	<b>25/0</b>	<b>422</b>	

2-Pt. Conversions: Anderson 2, Sanders 2, Moore 1.

Team 5/6, Opponents 0/0

## SACKS

Simmons 11, Swann 8.5, Bankston 2.0, Hill 2.0, Hoage 1.0, Irving 1.0, Joyner 1.0, Lynch 1.0, Miller 1.0, Wilson 1.0, Alexander 0.5, C. Brown 0.5, McCants 0.5.

Team 31.0, Opponents 55.0

## RUSHING

	<b>No.</b>	<b>Yds.</b>	<b>Avg.</b>	<b>Long</b>	<b>TD</b>
Hearst	284	1,070	3.8	38	1
Centers	78	254	3.3	20	2
Krieg	19	29	1.5	17	0
Case	1	4	4.0	4	0
Feagles	2	4	2.0	4	0
Lassiter	1	1	1.0	1	0
Sanders	1	1	1.0	1	0
Buck	1	0	0.0	0	0
Johnson	2	-2	-1.0	0	0
<b>Team</b>	<b>387</b>	<b>1,363</b>	<b>3.5</b>	<b>38</b>	<b>3</b>
<b>Opponents</b>	<b>503</b>	<b>2,249</b>	<b>4.5</b>	<b>76t</b>	<b>14</b>

## RECEIVING

	<b>No.</b>	<b>Yds.</b>	<b>Avg.</b>	<b>Long</b>	<b>TD</b>
Centers	101	962	9.5	32	2
Moore	63	907	14.4	45	5
Sanders	52	883	17.0	48	2
Edwards	29	417	14.4	28t	2
Hearst	29	243	8.4	39	1
Gaines	14	117	8.4	22t	2
McBride	13	112	8.6	24	2
Dowdell	10	96	9.6	23	0
Reeves	6	62	10.3	22	0
Fann	5	41	8.2	13	0
Anderson	3	34	11.3	18	1
Samuels	2	19	9.5	12	0
<b>Team</b>	<b>327</b>	<b>3,893</b>	<b>11.9</b>	<b>48</b>	<b>17</b>
<b>Opponents</b>	<b>264</b>	<b>3,655</b>	<b>13.8</b>	<b>73t</b>	<b>33</b>

## INTERCEPTIONS

	<b>No.</b>	<b>Yds.</b>	<b>Avg.</b>	<b>Long</b>	<b>TD</b>
Williams	6	86	14.3	48t	2
Joyner	3	9	3.0	11	0
Hunter	2	21	10.5	21	0
Alexander	2	14	7.0	14	0
Hoage	2	0	0.0	0	0
Lynch	1	72	72.0	72t	1
Bankston	1	28	28.0	28	0
Simmons	1	25	25.0	25t	1
Paul	1	4	4.0	4	0
<b>Team</b>	<b>19</b>	<b>259</b>	<b>13.6</b>	<b>72t</b>	<b>4</b>
<b>Opponents</b>	<b>24</b>	<b>307</b>	<b>12.8</b>	<b>58t</b>	<b>4</b>

## PUNT RETURNS

	<b>Ret.</b>	<b>FC</b>	<b>Yds.</b>	<b>Avg.</b>	<b>Long</b>	<b>TD</b>
Edwards	18	11	131	7.3	16	0
Reeves	4	0	41	10.3	14	0
Dowdell	1	0	0	0.0	0	0
<b>Team</b>	<b>23</b>	<b>11</b>	<b>172</b>	<b>7.5</b>	<b>16</b>	<b>0</b>
<b>Opponents</b>	<b>32</b>	<b>14</b>	<b>242</b>	<b>7.6</b>	<b>25</b>	<b>0</b>

## KICKOFF RETURNS

	<b>No.</b>	<b>Yds.</b>	<b>Avg.</b>	<b>Long</b>	<b>TD</b>
Terry	37	808	21.8	53	0
Dowdell	18	344	19.1	28	0
Johnson(NFL)	11	259	23.5	70	0
Johnson(AZ)	11	259	23.5	70	0
Edwards	3	50	16.7	24	0

## KICKOFF RETURNS (CONT.)

	<b>No.</b>	<b>Yds.</b>	<b>Avg.</b>	<b>Long</b>	<b>TD</b>
Higgs	2	26	13.0	17	0
Anderson	1	17	17.0	17	0
Centers	1	15	15.0	15	0
<b>Team</b>	<b>73</b>	<b>1,519</b>	<b>20.8</b>	<b>70</b>	<b>0</b>
<b>Opponents</b>	<b>65</b>	<b>1,593</b>	<b>24.5</b>	<b>92t</b>	<b>2</b>

## PUNTING

	<b>No.</b>	<b>Yds.</b>	<b>Avg.</b>	<b>Net</b>	<b>TB</b>	<b>In20</b>	<b>Lg</b>	<b>Blk.</b>
Feagles	72	3,150	43.8	38.2	8	20	60	0
<b>Team</b>	<b>723</b>	<b>15,043.8</b>	<b>38.2</b>	<b>38.2</b>	<b>8</b>	<b>20</b>	<b>60</b>	<b>0</b>
<b>Opponents</b>	<b>622</b>	<b>6,944.3</b>	<b>38.1</b>	<b>38.1</b>	<b>8</b>	<b>21</b>	<b>65</b>	<b>0</b>

## FIELD GOALS

	<b>1-19</b>	<b>20-29</b>	<b>30-39</b>	<b>40-49</b>	<b>50+</b>
Davis	1-1	13-14	9-10	6-8	1-6
<b>Team</b>	<b>1-1</b>	<b>13-14</b>	<b>9-10</b>	<b>6-8</b>	<b>1-6</b>
<b>Opponents</b>	<b>0-0</b>	<b>8-8</b>	<b>5-7</b>	<b>3-7</b>	<b>2-3</b>

## USUAL STARTING LINEUP

<b>Offense</b>	<b>Defense</b>
<b>WR</b> .....Rob Moore	<b>LE</b> .....Michael Bankston
<b>LT</b> .....Ernest Dye	<b>LT</b> .....Eric Swann
Larry Tharpe	<b>RT</b> .....Bernard Wilson
<b>LG</b> .....Duval Love	<b>RE</b> .....Clyde Simmons
<b>C</b> .....Ed Cunningham	<b>LLB</b> .....Seth Joyner
Jamie Dukes	<b>MLB</b> .....Eric Hill
<b>RG</b> .....Anthony Redmon	<b>RLB</b> .....Terry Irving
Bernard Dafney	Jamir Miller
<b>RT</b> .....Larry Tharpe	<b>LCB</b> .....Aeneas Williams
Rob Selby	<b>RCB</b> .....Patrick Hunter
<b>TE</b> .....Wendall Gaines	Titu Palu
Oscar McBride	Lance Brown
<b>WR</b> .....Frank Sanders	<b>SS</b> .....Lorenzo Lynch
<b>QB</b> .....Dave Krieg	<b>FS</b> .....Brent Alexander
<b>FB</b> .....Larry Centers	Terry Hoage
<b>RB</b> .....Garrison Hearst	<b>P</b> .....Jeff Feagles
<b>K</b> .....Greg Davis	

## NOTES

Cards lose seven of final eight games to drop to 4-12, costing Head Coach **Buddy Ryan** his job ... defense ranks last against the run and in scoring defense despite league highs of 42 takeaways and 23 fumble recoveries ... Arizona's offense leads NFL with 43 turnovers (24 interceptions, 19 lost fumbles) ... low light of season at expansion Carolina Nov. 19 as Cards gain just 96 total yards, their lowest output in 40 years ... **FB Larry Centers** earns first Pro Bowl honor as first running back in league history to eclipse 100-pass reception plateau with 101 catches, a franchise record ... **Garrison Hearst** owns dubious distinction of becoming first running back in NFL history to score only one rushing touchdown during a 1,000-yard (1,070) season.

## FINAL NFC EAST

### STANDINGS

<b>Team</b>	<b>W</b>	<b>L</b>	<b>T</b>	<b>Pct.</b>	<b>Pts.</b>	<b>OP</b>
Dallas#	12	4	0	.750	435	291
Philadelphia*	10	6	0	.625	318	338
Washington	6	10	0	.375	326	359
N.Y. Giants	5	11	0	.313	290	340
Arizona	4	12	0	.250	275	422

#Top NFC playoff seed

\*Wild-card playoff qualifier





## 1996 (7-9)

### HEAD COACH VINCE TOBIN

Sept. 1	At Indianapolis	L	13-20	48,133
Sept. 8	Miami	L	10-38	55,444
Sept. 15	At New England	L	0-31	59,118
Sept. 22	At New Orleans	W	28-14	34,316
Sept. 29	St. Louis	W	31-28 (OT)	33,116
Oct. 6	Open Date			
Oct. 13	At Dallas	L	3-17	64,096
Oct. 20	Tampa Bay	W	13-9	27,738
Oct. 27	New York Jets	L	21-31	28,088
Nov. 3	At N.Y. Giants	L	8-16	68,262
Nov. 10	At Washington	W	37-34 (OT)	51,929
Nov. 17	N.Y. Giants	W	31-23	34,924
Nov. 24	Philadelphia	W	36-30	36,175
Dec. 1	At Minnesota	L	17-41	45,767
Dec. 8	Dallas	L	6-10	70,763
Dec. 15	Washington	W	27-26	34,260
Dec. 22	At Philadelphia	L	19-29	63,658

Home: 5-3 (320,508). Away: 2-6 (435,279).

### TEAM STATISTICS

	Cards	Opp.
<b>Total First Downs</b> .....	<b>308</b>	<b>336</b>
Rushing	70	120
Passing	214	192
Penalty	24	24
<b>Total Net Yards</b> .....	<b>5190</b>	<b>5361</b>
Average Per Game	324.4	335.1
Total Plays	1,050	1,062
Average Per Play	4.9	5.0
<b>Net Yards Rushing</b> .....	<b>1502</b>	<b>1862</b>
Average Per Game	93.9	116.4
Total Rushes	401	514
<b>Net Yards Passing</b> .....	<b>3688</b>	<b>3499</b>
Average Per Game	230.5	218.7
Sacked/Yards Lost	36/229	28/185
Gross Yards	3,917	3,684
Att./Comp./Pct.	613/336/54.8	520/311/59.8
Had Intercepted	21	11
<b>Punts/Average</b> .....	<b>77/43.2</b>	<b>69/43.8</b>
<b>Penalties/Yards</b> .....	<b>106/873</b>	<b>104/841</b>
<b>Fumbles/Ball Lost</b> .....	<b>29/14</b>	<b>24/14</b>
<b>Touchdowns</b> .....	<b>33</b>	<b>44</b>
Rushing	8	18
Passing	23	21
Returns	2	5

### SCORE BY PERIOD

	Q1	Q2	Q3	Q4	OT	Pts.
Team	39	70	51	134	6	300
Opponents	56	130	90	121	0	397

### SCORING

	TD	R	P	PAT	FG	S	Pts.
Butler	0	0	0	0	17/19	14/17	0
Centers	9	2	7	0	0/0	0/0	54
Davis	0	0	0	0	12/12	9/14	39
R. Moore	4	0	4	0	0/0	0/0	26
L. Johnson	4	3	1	0	0/0	0/0	24
Sanders	4	0	4	0	0/0	0/0	24
Dowdell	2	0	2	0	0/0	0/0	12
McElroy	2	1	1	0	0/0	0/0	12
Smith	2	1	1	0	0/0	0/0	12
Esiason	1	1	0	0	0/0	0/0	8
Carter	1	0	1	0	0/0	0/0	6
Edwards	1	0	1	0	0/0	0/0	6
McWilliams	1	0	1	0	0/0	0/0	6

### PASSING

	Att.	Comp.	Yds.	Comp. %	Yds./Att.	TD	TD%	Int.	Int. %	Long	Sack/Lost	Rating
Esiason	339	190	2,293	56.0	6.76	11	3.2	14	4.1	64t	17/109	70.6
K. Graham	274	146	1,624	53.3	5.93	12	4.4	7	2.6	69	19/120	75.6
<b>Team</b>	<b>613</b>	<b>336</b>	<b>3,917</b>	<b>54.8</b>	<b>6.29</b>	<b>23</b>	<b>3.8</b>	<b>21</b>	<b>3.4</b>	<b>69</b>	<b>36/229</b>	<b>72.1</b>
<b>Opponents</b>	<b>520</b>	<b>311</b>	<b>3,684</b>	<b>59.8</b>	<b>7.08</b>	<b>21</b>	<b>4.0</b>	<b>11</b>	<b>2.1</b>	<b>55</b>	<b>28/185</b>	<b>86.1</b>

### SCORING (CONT.)

	TD	R	P	PAT	FG	S	Pts.
Miller	1	0	0	1	0/0	0/0	6
Williams	1	0	0	1	0/0	0/0	6
<b>Team</b>	<b>33</b>	<b>8</b>	<b>23</b>	<b>29</b>	<b>3123/310</b>	<b>300</b>	
<b>Opponents</b>	<b>44</b>	<b>18</b>	<b>21</b>	<b>5</b>	<b>41/4330/370</b>	<b>397</b>	

2-Pt. Conversions: Esiason, Moore. Team 2/2, Opponents 1/1

### SACKS

Rice 12.5, Joyner 5.0, Swann 5.0, Miller 1.0, Ottis 1.0, B. Smith 1.0, Williams 1.0, Wilson 1.0, Bankston 0.5.

**Team 28.0, Opponents 36.0**

### RUSHING

	No.	Yds.	Avg.	Long	TD
L. Johnson	141	634	4.5	70t	3
Centers	116	425	3.7	24	2
McElroy	89	305	3.4	32	1
K. Graham	21	87	4.1	19	0
Esiason	15	52	3.5	13	1
C. Smith	14	15	1.1	3	1
Feagles	1	0	0.0	0	0
McKinnon	1	-4	-4.0	-4	0
McKinney	2	-4	-2.0	1	0
Edwards	1	-8	-8.0	-8	0
<b>Team</b>	<b>401</b>	<b>1,502</b>	<b>3.7</b>	<b>70t</b>	<b>8</b>
<b>Opponents</b>	<b>514</b>	<b>1,862</b>	<b>3.6</b>	<b>78</b>	<b>18</b>

### RECEIVING

	No.	Yds.	Avg.	Long	TD
Centers	99	766	7.7	39	7
Sanders	69	813	11.8	34	4
R. Moore	58	1,016	17.5	69	4
Edwards	29	311	10.7	31	1
Carter	26	329	12.7	36	1
Dowdell	20	318	15.9	64t	2
L. Johnson	15	176	11.7	35	1
McWilliams	7	80	11.4	21	1
McElroy	5	41	8.2	22t	1
Anderson	4	64	16.0	19	0
C. Smith	3	3	1.0	2	1
Terry	1	0	0.0	0	0
<b>Team</b>	<b>336</b>	<b>3,896</b>	<b>11.6</b>	<b>69</b>	<b>23</b>
<b>Opponents</b>	<b>311</b>	<b>3,684</b>	<b>11.8</b>	<b>55</b>	<b>21</b>

### INTERCEPTIONS

	No.	Yds.	Avg.	Long	TD
Williams	6	89	14.8	65t	1
Alexander	2	3	1.5	3	0
Lassiter	1	20	20.0	20	0
Joyner	1	10	10.0	10	0
Bradford	1	0	0.0	0	0
<b>Team</b>	<b>11</b>	<b>122</b>	<b>11.1</b>	<b>65t</b>	<b>1</b>
<b>Opponents</b>	<b>21</b>	<b>186</b>	<b>8.9</b>	<b>33</b>	<b>0</b>

### PUNT RETURNS

	Ret.	FC	Yds.	Avg.	Long	TD
Dowdell	34	8	297	8.7	35	0
Edwards	5	1	46	9.2	20	0
<b>Team</b>	<b>39</b>	<b>9</b>	<b>343</b>	<b>8.8</b>	<b>35</b>	<b>0</b>
<b>Opponents</b>	<b>37</b>	<b>19</b>	<b>403</b>	<b>10.9</b>	<b>66t</b>	<b>1</b>

### KICKOFF RETURNS

	No.	Yds.	Avg.	Long	TD
McElroy	54	1,148	21.3	92	0
L. Johnson	10	198	19.8	27	0
Dowdell	5	122	24.4	31	0
Terry	4	84	21.0	30	0
McCleskey (N.O.)	1	18	18.0	18	0
McDonald	1	16	16.0	16	0
C. Smith	1	14	14.0	14	0
<b>Team</b>	<b>75</b>	<b>1,582</b>	<b>21.1</b>	<b>92</b>	<b>0</b>
<b>Opponents</b>	<b>61</b>	<b>1,290</b>	<b>21.1</b>	<b>95t</b>	<b>1</b>

### PUNTING

	No.	Yds.	Avg.	Net TB	Int	Lg	Bk.
Feagles	76	3,328	43.8	36.6	6	23	68
<b>Team</b>	<b>773</b>	<b>32,843</b>	<b>42.36</b>	<b>36.4</b>	<b>6</b>	<b>23</b>	<b>68</b>
<b>Opponents</b>	<b>693</b>	<b>30,224</b>	<b>43.8</b>	<b>36.2</b>	<b>9</b>	<b>26</b>	<b>63</b>

### FIELD GOALS

	1-19	20-29	30-39	40-49	50+
Butler	1-1	6-6	5-8	2-2	0-0
Davis	0-0	7-9	1-2	1-3	0-0
<b>Team</b>	<b>1-1</b>	<b>13-15</b>	<b>6-10</b>	<b>3-5</b>	<b>0-0</b>
<b>Opponents</b>	<b>0-0</b>	<b>14-14</b>	<b>10-11</b>	<b>5-10</b>	<b>1-2</b>

### USUAL STARTING LINEUP

Offense	Defense
<b>WR</b> .....Rob Moore	<b>LE</b> .....Michael Bankston
<b>LT</b> .....Lomas Brown	<b>LT</b> .....Eric Swann
<b>LG</b> .....Duval Love	<b>RT</b> .....Bernard Wilson
	<b>RE</b> .....Simeon Rice
<b>C</b> .....Mike Devlin	<b>LLB</b> .....Seth Joyner
	<b>MLB</b> .....Eric Hill
<b>RG</b> .....Anthony Redmon	<b>RLB</b> .....Jamir Miller
<b>RT</b> .....Joe Wolf	<b>LCB</b> .....Aeneas Williams
<b>TE</b> .....Pat Carter	<b>RCB</b> .....Ronnie Bradford
<b>WR</b> .....Frank Sanders	<b>SS</b> .....Matt Darby
<b>QB</b> .....Boomer Esiason	<b>FS</b> .....Brent Alexander
	<b>P</b> .....Jeff Feagles
<b>FB</b> .....Larry Centers	
<b>RB</b> .....Leeland McElroy	
	LeShon Johnson
<b>K</b> .....Kevin Butler	Greg Davis

### NOTES

Improvement from 4-12 to 7-9 record, underscored by an offense that jumps from 24th to 12th and a defense from 26th to 21st, highlight **Vince Tobin's** first season as head coach ... **RB LeShon Johnson** bursts for runs of 56 and 70 yards Sept. 22 at New Orleans—believed to be the longest touchdown runs on consecutive carries in NFL history—en route to franchise single-game rushing mark of 214 yards ... **QB Boomer Esiason** passes for 522 yards (third most in league history) in 37-34 overtime win at R.F.K. Stadium against Redskins on Nov. 10 ... 0-8 N.Y. Jets secure the only victory of their 1-15 season with 31-21 win at Arizona Oct. 27 ... first-round draft pick, Illinois DE **Simeon Rice**, sets Cardinal mark and equals then league record with 12.5 quarterback sacks.

### FINAL NFC EAST STANDINGS

Team	W	L	T	Pct.	Pts.	OP
Dallas	10	6	0	.625	286	250
Philadelphia*	10	6	0	.625	363	341
Washington	9	7	0	.563	364	312
Arizona	7	9	0	.438	300	397
N.Y. Giants	6	10	0	.375	242	297

\*Wild-card playoff qualifier

## 1997 (4-12)

### HEAD COACH VINCE TOBIN

Aug. 31	At Cincinnati	L	21-24	53,644
Sept. 7	Dallas	W	25-22 (OT)	70,060
Sept. 14	At Washington	L	13-19 (OT)	78,270
Sept. 21	Open Date			
Sept. 28	At Tampa Bay	L	18-19	53,804
Oct. 5	Minnesota	L	19-20	43,987
Oct. 12	N.Y. Giants	L	13-27	36,943
Oct. 19	At Philadelphia	L	10-13 (OT)	66,860
Oct. 26	Tennessee	L	14-41	42,333
Nov. 2	Philadelphia	W	31-21	35,850
Nov. 9	At Dallas	L	6-24	64,302
Nov. 16	At N.Y. Giants	L	10-19	68,316
Nov. 23	At Baltimore	W	16-13	53,976
Nov. 30	Pittsburgh	L	20-26 (OT)	64,322
Dec. 7	Washington	L	28-38	35,848
Dec. 14	At New Orleans	L	10-27	45,517
Dec. 21	Atlanta	W	29-26	25,273

Home: 3-5 (354,616). Away: 1-7 (484,689).

## TEAM STATISTICS

	Cards	Opp.
<b>Total First Downs</b> .....	<b>295</b>	<b>298</b>
Rushing	79	112
Passing	186	167
Penalty	30	19
<b>Total Net Yards</b> .....	<b>4713</b>	<b>5426</b>
Average Per Game	294.6	339.1
Total Plays	1,075	1,049
Average Per Play	4.4	5.2
<b>Net Yards Rushing</b> .....	<b>1255</b>	<b>2180</b>
Average Per Game	78.4	136.3
Total Rushes	395	524
<b>Net Yards Passing</b> .....	<b>3458</b>	<b>3246</b>
Average Per Game	216.1	202.9
Sacked/Yards Lost	78/495	34/215
Gross Yards	3,953	3,461
Att./Comp./Pct.	602/317/52.7	533/289/49.1
Had Interceded	22	15
<b>Punts/Average</b> .....	<b>92/43.8</b>	<b>94/43.9</b>
<b>Penalties/Yards</b> .....	<b>93/775</b>	<b>113/981</b>
<b>Fumbles/Ball Lost</b> .....	<b>27/20</b>	<b>16/5</b>
<b>Touchdowns</b> .....	<b>32</b>	<b>42</b>
Rushing	9	13
Passing	19	23
Returns	4	6

## SCORE BY PERIOD

	Q1	Q2	Q3	Q4	OT	Pts.
Team	44	67	85	84	3	283
Opponents	63	101	83	117	15	379

## SCORING

	TD	R	P	R	PAT	FG	S	Pts.
Nedney	0	0	0	0	19/19	11/17	0	52
Rob Moore	8	0	8	0	0/0	0/0	0	50
Butler	0	0	0	0	9/10	8/12	0	33
Sanders	4	0	4	0	0/0	0/0	0	24
Gedney	4	0	4	0	0/0	0/0	0	26
Plummer	2	2	0	0	0/0	0/0	0	14
Centers	2	1	1	0	0/0	0/0	0	12
K. Graham	2	2	0	0	0/0	0/0	0	12
McElroy	2	2	0	0	0/0	0/0	0	12
A. Williams	2	0	2	0	0/0	0/0	0	12
Bennett	1	0	0	1	0/0	0/0	0	6
Carter	1	0	1	0	0/0	0/0	0	6
Case	1	1	0	0	0/0	0/0	0	6
Ron Moore	1	1	0	0	0/0	0/0	0	6

## PASSING

	Att.	Comp.	Yds.	Comp. %	Yds./Att.	TD	TD%	Int.	Int. %	Int./70	Sack/Lost	Rating
Plummer	296	157	2,203	53.0	7.44	15	5.1	15	5.1	70	52/291	73.1
K. Graham	250	130	1,408	52.0	5.63	4	1.6	5	2.0	47	16/115	65.9
Case	55	29	316	52.7	5.75	0	0.0	2	3.6	30	10/89	54.8
Sanders	1	1	26	100.0	26.00	0	0.0	0	0.0	26	0/0	118.8
<b>Team</b>	<b>602</b>	<b>317</b>	<b>3,953</b>	<b>52.7</b>	<b>6.57</b>	<b>19</b>	<b>3.2</b>	<b>22</b>	<b>3.7</b>	<b>70</b>	<b>78/495</b>	<b>68.6</b>
<b>Opponents</b>	<b>491</b>	<b>279</b>	<b>3,461</b>	<b>56.8</b>	<b>7.05</b>	<b>23</b>	<b>4.7</b>	<b>15</b>	<b>3.1</b>	<b>69</b>	<b>34/215</b>	<b>81.7</b>

## SCORING (CONT.)

	TD	R	P	R	PAT	FG	S	Pts.
C. Smith	1	1	0	0	0/0	0/0	0	6
K. Williams	1	0	1	0	0/0	0/0	0	6
Wilson	1	0	0	1	0/0	0/0	0	6
<b>Team</b>	<b>32</b>	<b>9</b>	<b>19</b>	<b>4</b>	<b>28/29</b>	<b>19/29</b>	<b>0</b>	<b>283</b>
<b>Opponents</b>	<b>42</b>	<b>13</b>	<b>23</b>	<b>6</b>	<b>35/37</b>	<b>35/37</b>	<b>0</b>	<b>379</b>

2-Pt. Conversions: Rob Moore, Plummer, Sanders. Team 3/3, Opponents 1/3

## SACKS

Swann 7.5, M. Smith 6.0, Miller 5.5, Rice 5.0, Lassiter 3.0, Bankston 2.0, Caldwell 2.0, Howard 1.0, McCleskey 1.0, McKinnon 1.0.  
**Team 34.0, Opponents 78.0**

## RUSHING

	No.	Yds.	Avg.	Long	TD
McElroy	135	424	3.1	18	2
Ron Moore (NFL)	81	278	3.4	27	1
Ron Moore (AZ)	57	175	3.1	16	0
Centers	101	276	2.7	14	1
Plummer	39	216	5.5	31	2
Johnson	23	81	3.5	11	0
Bouie	11	26	2.4	6	0
K. Graham	13	23	1.8	10	2
Gedney	1	15	15.0	15	0
Case	7	8	1.1	3	1
Sanders	1	5	5.0	5	0
C. Smith	4	5	1.3	2	1
McKinnon	1	3	3.0	3	0
Feagles	0	0	0.0	0	0
Swann	1	0	0.0	0	0
K. Williams	1	-2	-2.0	-2	0
<b>Team</b>	<b>395</b>	<b>1,255</b>	<b>3.2</b>	<b>31</b>	<b>9</b>
<b>Opponents</b>	<b>524</b>	<b>2,180</b>	<b>4.2</b>	<b>44</b>	<b>13</b>

## RECEIVING

	No.	Yds.	Avg.	Long	TD
Rob Moore	97	1,584	16.3	47	8
Sanders	75	1,017	13.6	70	4
Centers	54	409	7.6	29	1
Gedney	23	261	11.3	37	4
K. Williams	20	273	13.7	31	1
Edwards	20	203	10.2	33	0
McWilliams	7	75	10.7	15	0
Carter	7	44	6.3	15	1
McElroy	7	32	4.6	17	0
Ron Moore	4	34	8.5	13	0
Johnson	3	4	1.3	7	0
C. Smith	2	20	10.0	18	0
Brock	1	29	29.0	29	0
Plummer	1	2	2.0	2	0
Wilson	0	0	0.0	0	0
<b>Team</b>	<b>317</b>	<b>3,953</b>	<b>12.5</b>	<b>70</b>	<b>19</b>
<b>Opponents</b>	<b>279</b>	<b>3,461</b>	<b>12.4</b>	<b>69</b>	<b>23</b>

## INTERCEPTIONS

	No.	Yds.	Avg.	Long	TD
A. Williams	6	95	15.8	42	2
McKinnon	3	40	13.3	17	0
Wilson	1	66	66.0	66	1
McCleskey	1	15	15.0	15	0
Lassiter	1	10	10.0	10	0
Caldwell	1	5	5.0	5	0
Bennett	1	0	0.0	0	0
Rice	1	0	0.0	0	0
<b>Team</b>	<b>15</b>	<b>231</b>	<b>15.4</b>	<b>66</b>	<b>3</b>
<b>Opponents</b>	<b>22</b>	<b>289</b>	<b>13.1</b>	<b>41</b>	<b>2</b>

## PUNT RETURNS

	Ret.	FC	Yds.	Avg.	Long	TD
K. Williams	40	15	462	11.6	50	0
Edwards	1	1	-1	-1.0	-1	0
<b>Team</b>	<b>41</b>	<b>16</b>	<b>461</b>	<b>11.2</b>	<b>50</b>	<b>0</b>
<b>Opponents</b>	<b>40</b>	<b>27</b>	<b>441</b>	<b>11.0</b>	<b>50</b>	<b>0</b>

## KICKOFF RETURNS

	No.	Yds.	Avg.	Long	TD
K. Williams	59	1,458	24.7	63	0
Bouie	6	136	22.7	27	0
C. Smith	3	50	16.7	21	0
Gedney	2	26	13.0	16	0
Ron Moore	1	17	17.0	17	0
Johnson	0	26	26	0	0
<b>Team</b>	<b>71</b>	<b>1,696</b>	<b>24.2</b>	<b>63</b>	<b>0</b>
<b>Opponents</b>	<b>42</b>	<b>945</b>	<b>22.5</b>	<b>42</b>	<b>1</b>

## PUNTING

	No.	Yds.	Avg.	Net	TB	In20	Lg	Bk.
Feagles	91	4,028	44.3	36.8	10	24	62	1
<b>Team</b>	<b>94</b>	<b>4,028</b>	<b>44.3</b>	<b>36.8</b>	<b>10</b>	<b>24</b>	<b>62</b>	<b>1</b>
<b>Opponents</b>	<b>944</b>	<b>13043</b>	<b>39.5</b>	<b>35.6</b>	<b>26</b>	<b>66</b>	<b>2</b>	<b>2</b>

## FIELD GOALS

	1-19	20-29	30-39	40-49	50+
Nedney	1-1	3-3	4-4	3-7	0-2
Butler	0-0	4-4	2-4	2-4	0-0
<b>Team</b>	<b>1-1</b>	<b>7-7</b>	<b>6-8</b>	<b>5-11</b>	<b>0-2</b>
<b>Opponents</b>	<b>1-1</b>	<b>9-9</b>	<b>12-13</b>	<b>7-9</b>	<b>1-3</b>

## USUAL STARTING LINEUP

Offense	Defense
<b>WR</b> .....Rob Moore	<b>LE</b> .....Michael Bankston
<b>LT</b> .....Lomas Brown	<b>LT</b> .....Eric Swann
<b>LG</b> .....Rob Selby	<b>RT</b> .....Bernard Wilson
	<b>TE</b> .....Matt Joyce
	<b>RB</b> .....Simeon Rice
<b>C</b> .....Mike Devlin	<b>LLB</b> .....Jamir Miller
<b>RG</b> .....Anthony Redmon	<b>MLB</b> .....Eric Hill
<b>RT</b> .....James Dexter	<b>OLB</b> .....Ronald McKinnon
	<b>RLB</b> .....Ronald McKinnon
<b>TE</b> .....Johnny McWilliams	<b>Terry Irving</b>
	<b>Pat Carter</b>
<b>WR</b> .....Frank Sanders	<b>LCB</b> .....Aeneas Williams
<b>QB</b> .....Jake Plummer	<b>RCB</b> .....Tom Knight
	<b>SS</b> .....Matt Barby
	<b>Tommy Bennett</b>
<b>FB</b> .....Larry Centers	<b>FS</b> .....Brent Alexander
<b>RB</b> .....Leeland McElroy	<b>P</b> .....Jeff Feagles
<b>K</b> .....Joe Nedney	
	<b>Kevin Butler</b>

## NOTES

Cards go 3-6 in nine games decided in final minute or overtime (four), including the first five ... QB **Jake Plummer** sets team rookie passing records by completing 157 of 296 passes (53 percent) for 2,203 yards and 15 touchdowns ... his 388 yards Nov. 15 at the Giants set NFL rookie single-game passing mark ... WR **Rob Moore** sets club single-season record with NFL-leading 1,555 receiving yards ... Moore (97 rec.) and WR **Frank Sanders** (75 rec., 1,017 yards) become the first pair of Card wide receivers to each better 1,000 yards in same season ... 66-yard interception return for a touchdown by T **Bernard Wilson** Nov. 2 vs. Eagles the longest in team history by a defensive lineman ... Cards snap 13-game Dallas series winning streak.

## FINAL NFC EAST STANDINGS

Team	W	L	T	Pct.	Pts.	OP
N.Y. Giants	10	5	1	.656	307	265
Washington	8	7	1	.531	327	289
Philadelphia	6	9	1	.406	317	372
Dallas	6	10	0	.375	304	314
Arizona	4	12	0	.250	283	379



## 1998 (9-7)

### HEAD COACH VINCE TOBIN

Sept. 6	At Dallas	L 10-38	63,602
Sept. 13	At Seattle	L 14-33	57,678
Sept. 20	Philadelphia	W 17-3	36,717
Sept. 27	At St. Louis	W 20-17	55,833
Oct. 4	Oakland	L 20-23	52,178
Oct. 11	Chicago	W 20-7	47,860
Oct. 18	At N.Y. Giants	L 7-34	70,456
Oct. 25	Open Date		
Nov. 1	At Detroit	W 17-15	66,087
Nov. 8	Washington	W 29-27	43,159
Nov. 15	Dallas	L 28-35	69,923
Nov. 22	At Washington	W 45-42	66,435
Nov. 29	At Kansas City	L 24-34	69,613
Dec. 6	N.Y. Giants	L 19-23	46,128
Dec. 13	At Philadelphia	W 20-17 (OT)	62,176
Dec. 20	New Orleans	W 19-17	51,617
Dec. 27	San Diego	W 16-13	71,670

Home: 5-3 (419,252). Away: 4-4 (511,879).

### NFC Wild Card Playoff

Jan. 2 At Dallas W 20-7 62,969

### NFC Divisional Playoff

Jan. 10 At Minnesota L 21-41 63,760

## TEAM STATISTICS

	Cards	Opp.
<b>Total First Downs</b> .....	<b>315</b>	<b>321</b>
Rushing	98	117
Passing	179	177
Penalty	38	27
3rd Down: Made/Att.76/218		78/210
3rd Down Pct.	34.9	37.1
4th Down: Made Att. 10/18		11/18
4th Down Pct.	55.6	61.1
<b>Possession Average</b> .....	<b>29:15</b>	<b>30:45</b>
<b>Total Net Yards</b> .....	<b>5109</b>	<b>5265</b>
Avg. Per Game	319.3	329.1
Total Plays	1052	1049
Avg. Per Play	4.9	5.0
<b>Net Yards Rushing</b> .....	<b>1627</b>	<b>1989</b>
Avg. Per Game	101.7	124.3
Total Rushes	450	492
<b>Net Yards Passing</b> .....	<b>3482</b>	<b>3276</b>
Avg. Per Game	217.6	204.8
Sacked/Yards Lost	50/286	39/250
Gross Yards	3768	3526
Att./Completions	552/326	518/299
Completion Pct.	59.1	57.7
Had Intercepted	20	20
<b>Punts/Average</b> .....	<b>82/41.2</b>	<b>75/43.9</b>
<b>Net Punting Average</b> 82/35.9		75/38.7
<b>Penalties/Yards</b> .....	<b>88/758</b>	<b>114/954</b>
<b>Fumbles/Balls Lost</b> .....	<b>30/16</b>	<b>31/19</b>
<b>Touchdowns</b> .....	<b>36</b>	<b>44</b>
Rushing	18	18
Passing	17	21
Returns	1	5

## SCORE BY PERIOD

	Q1	Q2	Q3	Q4	OT	Pts.
Team	61	99	69	93	3	325
Opponents	61	127	68	122	0	378

## SCORING

	TD	R	P	R	PAT	FG	S	Pts.
Nedney	0	0	0	0	30/30	13/19	0	69
Murrell	10	8	2	0	0/0	0/0	0	60
Bates	6	6	0	0	0/0	0/0	0	36
Jacke	0	0	0	0	6/6	10/14	0	36
Moore	5	0	0	0	0/0	0/0	0	30
McWilliams	4	0	0	0	0/0	0/0	0	24
Plummer	4	4	0	0	0/0	0/0	0	24

## PASSING

	Att.	Comp.	Yds.	Comp. %	Yds./Att.	TD	TD%	Int.	Int. %	Long	Sack/Lost	Rating
Plummer	547	324	3,737	59.2	6.83	17	3.1	20	3.7	57	49/280	75.0
D. Brown	5	2	31	40.0	6.20	0	0.0	0	0.0	19	1/6	61.3
Team	552	326	3,768	59.1	6.83	17	3.1	20	3.6	57	50/286	74.9
Opponents	518	299	3,526	57.7	6.81	21	4.1	20	3.9	87t	39/250	74.9

## SCORING (CONT.)

	TD	R	P	R	PAT	FG	S	Pts.
Sanders	3	0	3	0	0/0	0/0	0	18
Centers	2	0	2	0	0/0	0/0	0	12
Bennett	1	0	0	1	0/0	0/0	0	6
Gedney	1	0	1	0	0/0	0/0	0	6
<b>Team</b>	<b>36</b>	<b>18</b>	<b>17</b>	<b>1</b>	<b>36/3623</b>	<b>33/2</b>	<b>325</b>	
<b>Opponents</b>	<b>44</b>	<b>18</b>	<b>21</b>	<b>5</b>	<b>40/4124</b>	<b>300</b>	<b>378</b>	

2-Pt. Conversions: Team 0/0, Opponents 0/0

## SACKS

Rice 10.0, M. Smith 9.0, Wadsworth 5.0, Swann 4.0, Miller 3.0, McKinnon 2.0, Knight 1.0, Maddox 1.0, Sapp 1.0, Tillman 1.0, Williams 1.0, Wilson 1.0.

**Team 39.0, Opponents 50.0**

## RUSHING

	No.	Yds.	Avg.	Long	TD
Murrell	274	1,042	3.8	32	8
Plummer	51	217	4.3	27	4
Bates	60	165	2.8	15	6
Centers	31	110	3.5	14	0
Pittman	29	91	3.1	11	0
D. Brown	1	2	2.0	2	0
Sanders	4	0	0.0	7	0
<b>Team</b>	<b>450</b>	<b>1,627</b>	<b>3.6</b>	<b>32</b>	<b>18</b>
<b>Opponents</b>	<b>492</b>	<b>1,989</b>	<b>4.0</b>	<b>30t</b>	<b>18</b>

## RECEIVING

	No.	Yds.	Avg.	Long	TD
Sanders	89	1,145	12.9	42	3
Centers	69	559	8.1	24	2
Moore	67	982	14.7	57	5
Metcalf	31	324	10.5	29	0
McWilliams	26	284	10.9	26	4
Gedney	22	271	12.3	32	1
Murrell	18	169	9.4	30	2
Brook	2	12	6.0	7	0
Bates	1	14	14.0	14	0
Anderson	1	8	8.0	8	0
<b>Team</b>	<b>326</b>	<b>3,768</b>	<b>11.6</b>	<b>57</b>	<b>17</b>
<b>Opponents</b>	<b>299</b>	<b>3,526</b>	<b>11.8</b>	<b>87t</b>	<b>21</b>

## INTERCEPTIONS

	No.	Yds.	Avg.	Long	TD
Lassiter	8	80	10.0	29	0
McKinnon	5	25	5.0	17	0
Bennett	2	100	50.0	70t	1
Chavous	2	0	0.0	0	0
Williams	1	15	15.0	15	0
McCombs	1	14	14.0	14	0
McCleskey	1	1	1.0	1	0
<b>Team</b>	<b>20</b>	<b>235</b>	<b>11.8</b>	<b>70t</b>	<b>1</b>
<b>Opponents</b>	<b>20</b>	<b>373</b>	<b>18.7</b>	<b>56t</b>	<b>4</b>

## PUNT RETURNS

	Ret.	FC	Yds.	Avg.	Long	TD
Metcalf	43	7	295	6.9	24	0
<b>Team</b>	<b>43</b>	<b>7</b>	<b>295</b>	<b>6.9</b>	<b>24</b>	<b>0</b>
<b>Opponents</b>	<b>38</b>	<b>21</b>	<b>313</b>	<b>8.2</b>	<b>43</b>	<b>0</b>

## KICKOFF RETURNS

	No.	Yds.	Avg.	Long	TD
Metcalf	57	1,218	21.4	59	0
Pittman	4	84	21.0	22	0
Gedney	2	12	6.0	7	0
<b>Team</b>	<b>63</b>	<b>1,314</b>	<b>20.9</b>	<b>59</b>	<b>0</b>
<b>Opponents</b>	<b>56</b>	<b>1,200</b>	<b>21.4</b>	<b>62</b>	<b>0</b>

## PUNTING

	No.	Yds.	Avg.	Net	TB	In20	Lg	Blk.
Player	81	3,378	41.7	35.9	6	12	67	1
<b>Team</b>	<b>823</b>	<b>37,841</b>	<b>235.9</b>	<b>6</b>	<b>12</b>	<b>67</b>	<b>1</b>	
<b>Opponents</b>	<b>753</b>	<b>29,643</b>	<b>39.8</b>	<b>7.5</b>	<b>26</b>	<b>64</b>	<b>0</b>	

## FIELD GOALS

	1-19	20-29	30-39	40-49	50+	
Nedney	0-0	6-6	1-1	1-1	7-8	1-4
Jacke	0-0	3-3	5-6	1-3	1-2	
<b>Team</b>	<b>0-0</b>	<b>9-9</b>	<b>6-7</b>	<b>6-11</b>	<b>2-6</b>	
<b>Opponents</b>	<b>2-2</b>	<b>8-8</b>	<b>5-8</b>	<b>4-5</b>	<b>5-7</b>	

## USUAL STARTING LINEUP

Offense	Defense
WR.....Rob Moore	LE...Andre Wadsworth
LT.....Lomas Brown	LT.....Eric Swann
LG.....Chris Dishman	Rashod Swinger
CG.....Aaron Graham	RT.....Mark Smith
RG.....Lester Holmes	RE.....Simeon Rice
RT.....James Dexter	LLB.....Jamir Miller
TE Johnny McWilliams	MLB...Ronald McKinnon
QB.....Frank Sanders	RLB...Tony McCombs
WR.....Jake Plummer	LCB...Aeneas Williams
FB.....Larry Centers	RCB...Corey Chavous
RB.....Adrian Murrell	Tom Knight
K.....Joe Nedney	J.B. Brown
Chris Jacke	SS...Tommy Bennett
	FS...Kwamie Lassiter
	Pat Tillman
	P.....Scott Player

## NOTES

First postseason appearance since 1982, ending the NFL's longest playoff drought at 15 years ... first postseason berth in a non-strike season since 1975, first postseason victory since 1947, and first winning season and first 10-win campaign since 1984 ... eight NFC victories most since 1976 ... NFL record seven victories by three points or less, winning four on game-ending field goals ... seven of nine victories by 18 combined points earns "Wild Cards" nickname ... 45-point outburst at Washington Nov. 22 the Cards' best scoring output in 21 years ... seven of nine victories are QB Jake Plummer-led comebacks ... Plummer's three rushing touchdowns at Washington Nov. 22 the most by an NFL quarterback since the Saints' Archie Manning in 1977 ... RB Adrian Murrell becomes sixth player in NFL history to rush for over 1,000 yards for different teams in consecutive seasons ... WR Frank Sanders leads NFC (NFL runner-up) with 89 receptions ... FB Larry Centers becomes the Cardinals' career receiving leader ... eight defensive takeaways Oct. 11 vs. Chicago tie Seattle for NFL season best ... final three games provide largest viewing audiences in the history of three Phoenix television stations—the CBS, ABC, and FOX affiliates, respectively.

## FINAL NFC EAST STANDINGS

Team	W	L	T	Pct.	Pts.	OP
Dallas	10	6	0	.625	381	275
Arizona*	9	7	0	.563	325	378
N.Y. Giants	8	8	0	.500	287	309
Washington	6	10	0	.375	319	421
Philadelphia	3	10	0	.188	161	344

\*Wild-card playoff qualifier



# ARIZONA CARDINALS

## 1999 (6-10)

### HEAD COACH VINCE TOBIN

Sept. 12	At Philadelphia	W	25-24	64,113
Sept. 19	At Miami	L	16-19	73,618
Sept. 27	San Francisco	L	10-24	70,993
Oct. 3	At Dallas	L	7-35	64,169
Oct. 10	N.Y. Giants	W	14-3	43,968
Oct. 17	Washington	L	10-24	51,789
Oct. 24	Open Date			
Oct. 31	New England	L	3-27	47,030
Nov. 7	At N.Y. Jets	L	7-12	77,857
Nov. 14	Detroit	W	23-19	41,924
Nov. 21	Dallas	W	13-9	64,773
Nov. 28	At N.Y. Giants	W	34-24	77,809
Dec. 5	Philadelphia	W	21-17	41,187
Dec. 12	At Washington	L	3-28	75,851
Dec. 19	Buffalo	L	21-31	59,509
Dec. 26	At Atlanta	L	14-37	47,074
Jan. 2	At Green Bay	L	24-49	59,818

Home: 4-4 (421,173). Away: 2-6 (540,309).

## TEAM STATISTICS

	Cards	Opp.
<b>Total First Downs</b> .....	<b>254</b>	<b>301</b>
Rushing	77	128
Passing	150	157
Penalty	27	16
3rd Down: Made/Att.	72/221	94/232
3rd Down Pct.	32.6	40.5
4th Down: Made Att.	4/17	4/15
4th Down Pct.	23.5	26.7
<b>Possession Average</b> ....	<b>27.10</b>	<b>32.51</b>
<b>Total Net Yards</b> .....	<b>4010</b>	<b>5422</b>
Avg. Per Game	95.6	338.9
Total Plays	259	1,068
Avg. Per Play	4.0	5.1
<b>Net Yards Rushing</b> ....	<b>1,207</b>	<b>2,265</b>
Avg. Per Game	5.4	141.6
Total Rushes	396	542
<b>Net Yards Passing</b> .....	<b>2803</b>	<b>3157</b>
Avg. Per Game	175.2	197.3
Sacked/Yards Lost	45/282	33/229
Gross Yards	3,085	3,386
Att./Completions	558/287	493/294
Completion Pct.	51.4	59.6
Had Intercepted	30	17
<b>Punts/Average</b> .....	<b>94/42.0</b>	<b>89/42.4</b>
<b>Net Punting Average</b>	<b>94/36.7</b>	<b>89/34.2</b>
<b>Penalties/Yards</b> .....	<b>70/481</b>	<b>112/938</b>
<b>Fumbles/Balls Lost</b> .....	<b>31/10</b>	<b>28/10</b>
<b>Touchdowns</b> .....	<b>27</b>	<b>48</b>
Rushing	13	17
Passing	11	25
Returns	3	6

## SCORE BY PERIOD

	Q1	Q2	Q3	Q4	OT	Pts.
Team	19	97	50	79	0	245
Opponents	118	97	56	111	0	382

## SCORING

	TD	R	P	R	PAT	FG	S	Pts.
Jacke	0	0	0	0	26	26	19	83
Bates	9	9	0	0	0	0	0	54
Moore	5	0	5	0	0	0	0	30
Boston	2	0	2	0	0	0	0	12
Pittman	2	2	0	0	0	0	0	12
Plummer	2	2	0	0	0	0	0	12
Cody	1	0	1	0	0	0	0	6
Fredrickson	1	0	0	1	0	0	0	6
Lassiter	1	0	0	1	0	0	0	6
Makovicka	1	0	1	0	0	0	0	6

## PASSING

	Att.	Comp.	Yds.	Comp. %	Yds./Att.	TD	TD%	Int.	Int. %	Long	Sack/Lost	Rating
Plummer	381	201	2,111	52.8	5.54	9	2.4	24	6.3	63	27/152	50.8
Brown	169	84	944	49.7	5.59	2	1.2	6	3.6	71	18/130	55.9
Greisen	6	1	4	16.7	0.67	0	0.0	0	0.0	4	0/0	39.6
Pittman	1	1	26	100.0	26.00	0	0.0	0	0.0	26	0/0	118.8
Sanders	1	0	0	0.0	0.00	0	0.0	0	0.0	0	0/0	39.6
<b>Team</b>	<b>558</b>	<b>287</b>	<b>3,085</b>	<b>51.4</b>	<b>5.53</b>	<b>11</b>	<b>2.0</b>	<b>30</b>	<b>5.4</b>	<b>71</b>	<b>45/282</b>	<b>52.2</b>
<b>Opponents</b>	<b>493</b>	<b>294</b>	<b>3,386</b>	<b>59.6</b>	<b>6.87</b>	<b>25</b>	<b>5.1</b>	<b>17</b>	<b>3.4</b>	<b>77t</b>	<b>33/229</b>	<b>82.9</b>

## SCORING (CONT.)

	TD	R	P	R	PAT	FG	S	Pts.
McWilliams	1	0	1	0	0	0	0	6
Sanders	1	0	1	0	0	0	0	6
Swann	1	0	1	0	0	0	0	6
<b>Team</b>	<b>27</b>	<b>13</b>	<b>11</b>	<b>3</b>	<b>26</b>	<b>26</b>	<b>19</b>	<b>245</b>
<b>Opponents</b>	<b>48</b>	<b>17</b>	<b>25</b>	<b>6</b>	<b>44</b>	<b>45</b>	<b>16</b>	<b>382</b>

2-Pt. Conversions: Team 0/1, Opponents 0/3

## SACKS

Rice 16.5, Swann 4, Burke 2.5, Fredrickson 2, Wadsworth 2, Drake 1, McKinnon 1, Ottis 1, Sapp 1, Swinger 1, Walz 1.

Team 33, Opponents 45

## RUSHING

	No.	Yds.	Avg.	Long	TD
Murrell	193	553	2.9	22	0
Pittman	64	289	4.5	58t	2
Bates	72	202	2.8	16	9
Plummer	39	121	3.1	17	2
Brown	13	49	3.8	10	0
Makovicka	8	7	0.9	7	0
Tillman	1	4	4.0	4	0
Boston	5	0	0.0	7	0
Player	1	-18	-18.0	-18	0
<b>Team</b>	<b>396</b>	<b>1,207</b>	<b>3.0</b>	<b>58t</b>	<b>13</b>
<b>Opponents</b>	<b>542</b>	<b>2,265</b>	<b>4.2</b>	<b>68t</b>	<b>17</b>

## RECEIVING

	No.	Yds.	Avg.	Long	TD
Sanders	79	954	12.1	63	1
Murrell	49	335	6.8	23	0
Boston	40	473	11.8	43	2
Moore	37	621	16.8	71	5
Hardy	30	222	7.4	23	0
Pittman	16	196	12.3	46	0
McWilliams	11	71	6.5	11	1
Makovicka	10	70	7.0	15	1
Cody	6	60	10.0	16	1
Bates	5	34	6.8	18	0
McCullough	3	45	15.0	31	0
McKinley	1	4	4.0	4	0
<b>Team</b>	<b>287</b>	<b>3,085</b>	<b>10.7</b>	<b>71</b>	<b>11</b>
<b>Opponents</b>	<b>294</b>	<b>3,386</b>	<b>11.5</b>	<b>77t</b>	<b>25</b>

## INTERCEPTIONS

	No.	Yds.	Avg.	Long	TD
Lassiter	2	110	55.0	78t	1
Fredrickson	2	57	28.5	34t	1
Knight	2	16	8.0	16	0
Tillman	2	7	3.5	6	0
Williams	2	5	2.5	8	0
Swann	1	42	42.0	42t	1
Wadsworth	1	23	23.0	23	0
Bennett	1	13	13.0	13	0
McCleskey	1	2	2.0	2	0
Chavous	1	1	1.0	1	0
Drake	1	0	0.0	0	0
McKinnon	1	0	0.0	0	0
<b>Team</b>	<b>17</b>	<b>276</b>	<b>16.2</b>	<b>78t</b>	<b>3</b>
<b>Opponents</b>	<b>30</b>	<b>336</b>	<b>11.2</b>	<b>59t</b>	<b>2</b>

## PUNT RETURNS

	Ret.	FC	Yds.	Avg.	Long	TD
Cody	32	12	373	11.7	31	0
Boston	7	0	62	8.9	43	0
Pittman	4	0	16	4.0	7	0
Knight	3	1	38	12.7	27	0
McCleskey	1	0	0	0.0	0	0
<b>Team</b>	<b>47</b>	<b>13</b>	<b>489</b>	<b>10.4</b>	<b>43</b>	<b>0</b>
<b>Opponents</b>	<b>53</b>	<b>16</b>	<b>340</b>	<b>6.4</b>	<b>36</b>	<b>0</b>

## KICKOFF RETURNS

	No.	Yds.	Avg.	Long	TD
Bates	52	1,231	23.7	68	0
Cody	4	76	19.0	29	0
Tillman	3	33	11.0	18	0
Pittman	2	31	15.5	22	0
Dishman	1	9	9.0	9	0
Lassiter	1	13	13.0	13	0
Makovicka	1	10	10.0	10	0
<b>Team</b>	<b>64</b>	<b>1,403</b>	<b>21.9</b>	<b>68</b>	<b>0</b>
<b>Opponents</b>	<b>59</b>	<b>1,224</b>	<b>20.7</b>	<b>88t</b>	<b>2</b>

## PUNTING

	No.	Yds.	Avg.	Net	TB	In20	Lg	Bk.
Player	94	3,948	42.0	36.7	8	18	60	0
<b>Team</b>	<b>943,948</b>	<b>42.0</b>	<b>36.7</b>	<b>8</b>	<b>18</b>	<b>60</b>	<b>0</b>	<b>0</b>
<b>Opponents</b>	<b>893,775</b>	<b>42.4</b>	<b>34.2</b>	<b>12</b>	<b>23</b>	<b>69</b>	<b>0</b>	<b>0</b>

## FIELD GOALS

	1-19	20-29	30-39	40-49	50+
Jacke	0-0	5-5	10-12	4-7	0-3
<b>Team</b>	<b>0-0</b>	<b>5-5</b>	<b>10-12</b>	<b>4-7</b>	<b>0-3</b>
<b>Opponents</b>	<b>0-0</b>	<b>5-7</b>	<b>6-6</b>	<b>4-8</b>	<b>1-3</b>

## USUAL STARTING LINEUP

Offense	Defense
WR.....Rob Moore	LE. Andre Wadsworth
LT.....Matt Joyce	LT.....Brad Ottis
	LT.....L.J. Shelton
LG.....Chris Dishman	RT.....Rashod Swinger
	RT.....Jerry Drake
TE.....Matt Joyce	RE.....Simeon Rice
C.....Aaron Graham	RE.....Ronald McKinnon
RG.....Lester Holmes	MLB.Ronald McKinnon
RT.....Anthony Clement	RLB.....Zack Walz
WR.....Terry Hardy	LCB. Aeneas Williams
TE.....Frank Sanders	RCB.....Tom Knight
QB.....Jake Plummer	SS.....Tommy Bennett
FB.....Joel Makovicka	FS.....Kwame Lassiter
RB.....Adrian Murrell	P.....Scott Player
K.....Chris Jacke	

## NOTES

RB Mario Bates' nine rushing touchdowns a team best since 1993 ... K Chris Jacke's 31-yard game-winning field goal in season-opener at Philadelphia makes him the first NFL kicker to win four consecutive regular-season games with walk-off three-pointers ... Mac Cody's 11.7-yard punt-return average leads NFC ... WR Frank Sanders' 13 receptions in finale at Green Bay most by a Card since 1962 ... RB Michael Pittman logs 133 rushing yards against Detroit in first career start ... MLB Ronald McKinnon becomes first Cardinal to crack 200-tackle plateau (223 total stops) ... OLB Rob Fredrickson sets franchise modern-day record with 22 total tackles vs. N.Y. Jets and becomes first Card linebacker to return an interception for a touchdown since 1987.

## FINAL NFC EAST

Team	W	L	T	Pct.	Pts.	OP
Washington	10	6	0	.625	443	377
Dallas*	8	8	0	.500	352	276
N.Y. Giants	7	9	0	.438	299	358
Arizona	6	10	0	.375	245	382
Philadelphia	5	11	0	.313	272	357

\*Wild-card playoff qualifier



## 2000 (3-13)

### HEAD COACH VINCE TOBIN (7 GAMES)

### HEAD COACH DAVE MCGINNIS (9 GAMES)

Sept. 3	At N.Y. Giants	L	16-21	77,343
Sept. 10	Dallas	W	32-31	58,303
Sept. 17	Open Date			
Sept. 24	Green Bay	L	3-29	69,568
Oct. 1	At San Francisco	L	20-27	66,985
Oct. 8	Cleveland	W	29-21	39,148
Oct. 15	Philadelphia	L	14-33	36,590
Oct. 22	At Dallas	L	7-48	62,981
Oct. 29	New Orleans	L	10-21	35,016
Nov. 5	Washington	W	16-15	44,723
Nov. 12	At Minnesota	L	14-31	64,223
Nov. 19	At Philadelphia	L	9-34	65,356
Nov. 26	N.Y. Giants	L	7-31	38,909
Dec. 3	At Cincinnati	L	13-24	50,289
Dec. 10	At Jacksonville	L	10-44	53,472
Dec. 17	Baltimore	L	7-13	37,452
Dec. 24	At Washington	L	3-20	65,711

210-443

Home: 3-5 (359,709). Away: 0-8 (506,451).

## TEAM STATISTICS

	Cards	Opp.
<b>Total First Downs</b> .....	<b>253</b>	<b>345</b>
Rushing	71	149
Passing	156	175
Penalty	26	21
3rd Down: Made/Att.	75/199	105/222
4th Down Pct.	37.7	47.3
4th Down: Made Att.	8/27	10/15
4th Down Pct.	29.6	66.7
<b>Possession Average</b> .....	<b>26:32</b>	<b>33:28</b>
<b>Total Net Yards</b> .....	<b>4,528</b>	<b>5,737</b>
Average Per Game	283.0	358.6
Total Plays	932	1,062
Average Per Play	4.9	5.4
<b>Net Yards Rushing</b> .....	<b>1,278</b>	<b>2,609</b>
Average Per Game	79.9	163.1
Total Rushes	343	579
<b>Net Yards Passing</b> .....	<b>3,250</b>	<b>3,128</b>
Average Per Game	203.1	195.5
Sacked/Yards Lost	35/228	25/135
Gross Yards	3,478	3,263
Att./Comp./Pct.	554/316/57.0	458/295/64.4
Had Intercepted	24	10
<b>Punts/Average</b> .....	<b>65/44.2</b>	<b>59/41.1</b>
<b>Penalties/Yards</b> .....	<b>96/785</b>	<b>96/914</b>
<b>Fumbles/Ball Lost</b> .....	<b>32/20</b>	<b>17/10</b>
<b>Touchdowns</b> .....	<b>24</b>	<b>52</b>
Rushing	6	29
Passing	16	19
Returns	2	4

## SCORE BY PERIOD

	Q1	Q2	Q3	Q4	OT	Pts.
Team	30	48	57	75	0	210
Opponents	114	130	95	104	0	443

## SCORING

	TD	R	P	R	PAT	FG	S	Pts.
Blanchard	0	0	0	0	18/19	16/23	0	66
Boston	7	0	7	0	0/0	0/0	0	42
Pittman	6	4	2	0	0/0	0/0	0	36
Sanders	6	0	6	0	0/0	0/0	0	36
Jones	2	2	0	0	0/0	0/0	0	12
Hardy	1	0	1	0	0/0	0/0	0	6
Jenkins	1	0	0	1	0/0	0/0	0	6
<b>Team</b>	<b>24</b>	<b>6</b>	<b>16</b>	<b>2</b>	<b>18/19</b>	<b>16/23</b>	<b>0</b>	<b>210</b>
<b>Opponents</b>	<b>52</b>	<b>29</b>	<b>19</b>	<b>4</b>	<b>50/51</b>	<b>27/34</b>	<b>0</b>	<b>443</b>

2-Pt. Conversions: Team 0/5, Opponents 0/1

## PASSING

	Att.	Comp.	Yds.	Comp. %	Yds./Att.	TD	TD%	Int.	Int. %	Long	Sack/Lost	Rating
Plummer	475	270	2,946	56.8	6.20	13	2.7	21	4.4	70t	22/151	66.0
Brown	69	40	467	58.0	6.77	2	2.9	3	4.3	44t	10/53	70.1
Greisen	10	6	65	60.0	6.50	1	100.0	0	0.0	26t	3/24	112.5
Player	0	0	0	0.0	0.0	0	0.0	0	0.0	0	1/11	0.0
<b>Team</b>	<b>554</b>	<b>316</b>	<b>3,478</b>	<b>57.0</b>	<b>6.28</b>	<b>16</b>	<b>2.9</b>	<b>24</b>	<b>4.3</b>	<b>70t</b>	<b>36/239</b>	<b>67.4</b>
<b>Opponents</b>	<b>458</b>	<b>295</b>	<b>3,263</b>	<b>64.4</b>	<b>7.12</b>	<b>19</b>	<b>4.1</b>	<b>10</b>	<b>2.2</b>	<b>65t</b>	<b>36/239</b>	<b>90.2</b>

## SACKS

Rice 7.5, McKinnon 4, Smith 3, Folston 2, Maddox 1.5, Tillman 1.5, Fredrickson 1, Issa 1, Knight 1, Ottis 1, Wadsworth 1, Davis 0.5.  
Team 25.0, Opponents 35.0

## RUSHING

	No.	Yds.	Avg.	Long	TD
Pittman	184	719	3.9	29	4
Jones	112	373	3.3	29	2
Plummer	37	183	4.9	24	0
Boston	3	9	3.0	24	0
Makovicka	3	8	2.7	7	0
Greisen	1	1	1.0	1	0
Dave Brown	1	0	0.0	0	0
Jenkins	1	-4	-4.0	-4	0
Player	1	-11	-11.0	-11	0
<b>Team</b>	<b>343</b>	<b>1,278</b>	<b>3.7</b>	<b>29</b>	<b>6</b>
<b>Opponents</b>	<b>579</b>	<b>2,609</b>	<b>4.5</b>	<b>78t</b>	<b>29</b>

## RECEIVING

	No.	Yds.	Avg.	Long	TD
Pittman	73	579	7.9	36t	2
Boston	71	1,156	16.3	70t	7
Sanders	54	749	13.9	53t	6
Jones	32	208	6.5	20	0
Hardy	27	160	5.9	13	1
Jenkins	17	219	12.9	34	0
Cody	17	212	12.5	24	0
Gedney	10	75	7.5	24	0
Makovicka	6	18	3.0	5	0
Mitchell	5	80	16.0	42	0
McKinley	2	13	6.5	9	0
C. Williams	1	5	5.0	5	0
<b>Team</b>	<b>316</b>	<b>3,478</b>	<b>11.0</b>	<b>70t</b>	<b>16</b>
<b>Opponents</b>	<b>295</b>	<b>3,263</b>	<b>11.1</b>	<b>65t</b>	<b>19</b>

## INTERCEPTIONS

	No.	Yds.	Avg.	Long	TD
A. Williams	5	102	20.4	48	0
Tillman	1	30	30.0	27	0
Lassiter	1	11	11.0	11	0
Fredrickson	1	8	8.0	8	0
Chavous	1	0	0.0	0	0
Walz	1	0	0.0	0	0
<b>Team</b>	<b>10</b>	<b>151</b>	<b>15.1</b>	<b>48</b>	<b>0</b>
<b>Opponents</b>	<b>24</b>	<b>383</b>	<b>16.0</b>	<b>45</b>	<b>2</b>

## PUNT RETURNS

	Ret.	FC	Yds.	Avg.	Long	TD
Cody	31	11	222	7.2	25	0
Jenkins	1	0	1	1.0	1	0
<b>Team</b>	<b>32</b>	<b>11</b>	<b>223</b>	<b>7.0</b>	<b>25</b>	<b>0</b>
<b>Opponents</b>	<b>37</b>	<b>18</b>	<b>347</b>	<b>9.4</b>	<b>64t</b>	<b>2</b>

## KICKOFF RETURNS

	No.	Yds.	Avg.	Long	TD
Jenkins	82	2,186	26.7	98t	1
Bennett	1	17	17.0	17	0
Cody	1	18	18.0	18	0
McKinley	1	20	20.0	20	0
McKinnon	1	9	9.0	9	0
Barrett	0	46	0.0	41	0
<b>Team</b>	<b>86</b>	<b>2,296</b>	<b>26.7</b>	<b>98t</b>	<b>1</b>
<b>Opponents</b>	<b>46</b>	<b>827</b>	<b>18.0</b>	<b>40</b>	<b>0</b>

## PUNTING

	No.	Yds.	Avg.	Net	TBIn20	Lg	Blk.
Player	65	2,871	44.2	37.3	5	17	55
<b>Team</b>	<b>65</b>	<b>2,871</b>	<b>44.2</b>	<b>37.3</b>	<b>5</b>	<b>17</b>	<b>55</b>
<b>Opponents</b>	<b>59</b>	<b>2,422</b>	<b>41.1</b>	<b>35.2</b>	<b>6</b>	<b>15</b>	<b>61</b>

## FIELD GOALS

	1-19	20-29	30-39	40-49	50+
Blanchard	1-1	2-2	9-11	2-5	2-4
<b>Team</b>	<b>1-1</b>	<b>2-2</b>	<b>9-11</b>	<b>2-5</b>	<b>2-4</b>
<b>Opponents</b>	<b>0-0</b>	<b>7-7</b>	<b>10-12</b>	<b>8-12</b>	<b>2-3</b>

## USUAL STARTING LINEUP

Offense	Defense
WR.....David Boston	LE.....Brad Ottis
LT.....L.J. Shelton	Andre Wadsworth
LG.....Matt Joyce	LT.....Russell Davis
C.....Chris Dishman	Tony McCoy
Mike Gruttadauria	RT.....Mark Smith
RG.....Lester Holmes	Mao Tosi
RT.....Anthony Clement	RE.....Simeon Rice
Terry Hardy	LLB...Ray Thompson
WR.....Frank Sanders	MLB..Ronald McKinnon
QB.....Jake Plummer	RLB..Rob Fredrickson
Joel Makovicka	LCB..Aeneas Williams
FB.....Michael Pittman	RCB...Tom Knight
Thomas Jones	SS.....Pat Tillman
K.....Cary Blanchard	FS.....Kwamie Lassiter
	K.....Scott Player

## NOTES

Defensive coordinator **Dave McGinnis** replaces Head Coach **Vince Tobin** on an interim basis after seven games ... McGinnis is named permanent head coach Dec. 18 ... Maricopa Co. voters approve new multi-purpose stadium on Election Day, Nov. 7 ... 109 starter games lost by injuries to 17 players ... fewest victories and lowest winning percentage since 1959 ... **CB Aeneas Williams** appears in 160th consecutive game to end season, the longest streak by a position player in franchise history ... he also authors a 104-yard fumble return for a touchdown Nov. 5 vs. Washington to equal the NFL record ... **SS Pat Tillman** (224) and middle MLB **Ronald McKinnon** (208) become the first pair of Cards to crack 200 single-season total tackles ... McKinnon also becomes the first Card to register 200-plus total tackles in consecutive seasons ... **WR MarTay Jenkins** sets NFL single-season records with 82 kickoff returns for 2,186 yards ... Jenkins posts Cards' first kickoff return for a touchdown in 21 years Nov. 12 at Minnesota ... **QB Jake Plummer** becomes the fastest Cardinal to 10,000 career passing yards in his 47th NFL game Nov. 5 vs. Washington.

## FINAL NFC EAST STANDINGS

Team	W	L	T	Pct.	Pts.	OP
N.Y. Giants#	12	4	0	.750	328	246
Philadelphia*	11	5	0	.688	351	245
Washington	8	8	0	.500	281	269
Dallas	5	11	0	.313	294	361
Arizona	3	13	0	.188	210	443

#Top NFL playoff seed  
\*Wild-card playoff qualifier





# ARIZONA CARDINALS

## 2001 (7-9)

### HEAD COACH DAVE MCGINNIS

Sept. 9 Open Date  
 Sept. 16 At Washington (Postponed to 1/6/02, national tragedy)

Sept. 23	Denver Broncos	L	17-38	47,239
Sept. 30	Atlanta Falcons	L	14-34	23,790
Oct. 7	At Philadelphia	W	21-20	66,360
Oct. 14	At Chicago	L	13-20	66,944
Oct. 21	Kansas City	W	24-16	29,983
Oct. 28	At Dallas	L	3-17	63,114
Nov. 4	Philadelphia	L	7-21	27,290
Nov. 11	New York Giants	L	10-17	33,107
Nov. 18	Detroit Lions	W	45-38	24,363
Nov. 25	At San Diego	W	20-17	49,398
Dec. 2	At Oakland	W	34-31 (OT)	46,601
Dec. 9	Washington	L	10-20	36,642
Dec. 15	At N.Y. Giants	L	13-17	77,913
Dec. 23	Dallas	W	17-10	40,881
Dec. 30	At Carolina	W	30-7	72,025
Jan. 6	At Washington	L	12-20	61,721
			295-343	

Home: 3-5 (263,295). Away: 4-4 (504,076).

## TEAM STATISTICS

	Cards	Opp.
<b>Total First Downs</b> .....	<b>277</b>	<b>319</b>
Rushing	77	124
Passing	177	179
Penalty	23	16
3rd Down: Made/Att.57/196	84/220	
3rd Down Pct.	29.1	38.2
4th Down: Made Att. 10/20	12/24	
4th Down Pct.	50.0	50.0
<b>Possession Average</b> ... 27:45	<b>32:15</b>	
<b>Total Net Yards</b> .....	<b>4898</b>	<b>5685</b>
Average Per Game	306.1	355.3
Total Plays	955	1,071
Average Per Play	5.1	5.3
<b>Net Yards Rushing</b> .....	<b>1449</b>	<b>2087</b>
Average Per Game	90.6	130.4
Total Rushes	400	496
<b>Net Yards Passing</b> .....	<b>3449</b>	<b>3598</b>
Average Per Game	215.6	224.9
Sacked/Yards Lost	29/204	19/128
Gross Yards	3,653	3,726
Att./Comp./Pct.526/304/57.8556/337/60.6		
Had Intercepted	14	17
<b>Punts/Average</b> .....	<b>87/41.0</b>	<b>75/43.3</b>
<b>Penalties/Yards</b> .....	<b>72/620</b>	<b>110/980</b>
<b>Fumbles/Ball Lost</b> .....	<b>26/13</b>	<b>27/7</b>
<b>Touchdowns</b> .....	<b>33</b>	<b>39</b>
Rushing	10	10
Passing	18	26
Returns	5	3

## SCORE BY PERIOD

	Q1	Q2	Q3	Q4	OT	Pts.
Team	51	110	30	101	3	295
Opponents	57	114	72	100	0	343

## SCORING

	TD	R	P	R	PAT	FG	S	Pts.
Gramatica	0	0	0	0	25/25	16/20	0	73
Bramatica	8	0	8	0	0/0	0/0	0	48
Jones	5	5	0	0	0/0	0/0	0	30
Pittman	5	5	0	0	0/0	0/0	0	30
Oglesby	0	0	0	0	7/7	5/6	0	22
Jenkins	3	0	3	0	0/0	0/0	0	18
Hardy	2	0	2	0	0/0	0/0	0	12
McKinnon	2	0	2	0	0/0	0/0	0	12
Mitchell	2	0	2	0	0/0	0/0	0	12
Sanders	2	0	2	0	0/0	0/0	0	12
Makovicka	1	0	1	0	0/0	0/0	0	6
Vanden Bosch	1	0	0	1	0/0	0/0	0	6
Wakefield	1	0	0	1	0/0	0/0	0	6
Wilson	1	0	0	1	0/0	0/0	0	6

## PASSING

	Att.	Comp.	Yds.	Comp. %	Yds./Att.	TD	TD%	Int.	Int. %	Long	Sack/Lost	Rating
Plummer	525	304	3,653	57.9	6.96	18	3.4	14	2.7	68t	29/204	79.6
Sanders	1	0	0	0.0	0.0	0	0.0	0	0.0	0	0/0	39.6
<b>Team</b>	<b>526</b>	<b>304</b>	<b>3,653</b>	<b>57.8</b>	<b>6.94</b>	<b>18</b>	<b>3.4</b>	<b>14</b>	<b>2.7</b>	<b>68t</b>	<b>29/204</b>	<b>79.5</b>
<b>Opponents</b>	<b>556</b>	<b>337</b>	<b>3,726</b>	<b>60.6</b>	<b>6.70</b>	<b>26</b>	<b>4.7</b>	<b>17</b>	<b>3.1</b>	<b>79t</b>	<b>19/128</b>	<b>83.4</b>

## SCORING (CONT.)

	TD	R	P	R	PAT	FG	S	Pts.
Plummer	0	0	0	0	0/0	0/0	0	2
<b>Team</b>	<b>33</b>	<b>10</b>	<b>18</b>	<b>5</b>	<b>32/32</b>	<b>21/26</b>	<b>0</b>	<b>295</b>
<b>Opponents</b>	<b>39</b>	<b>10</b>	<b>26</b>	<b>3</b>	<b>36/36</b>	<b>32/30</b>	<b>0</b>	<b>343</b>

2-Pt. Conversions: Plummer. Team 1/1, Opponents 2/3

## SACKS

Fredrickson 4.0, Wakefield 2.5, Burke 2.0, R. Davis 2.0, McKinnon 2.0, Lassiter 1.0, Sanyika 1.0, Tosi 1.0, Walz 1.0, Bell 0.5, Hill 0.5, Thompson 0.5, Vanden Bosch 0.5, Wilson 0.5.  
**Team 19.0, Opponents 29.0**

## RUSHING

	No.	Yds.	Avg.	Long	TD
Pittman	241	846	3.5	42	5
Jones	112	380	3.4	21	5
Plummer	35	163	4.7	21	0
Boston	5	35	7.0	17	0
Makovicka	1	19	19.0	19	0
Jenkins	3	4	1.3	16	0
Gruttadauria	1	1	1.0	1	0
McKinley	1	1	1.0	1	0
Player	1	0	0.0	0	0
<b>Team</b>	<b>400</b>	<b>1,449</b>	<b>3.6</b>	<b>42</b>	<b>10</b>
<b>Opponents</b>	<b>496</b>	<b>2,087</b>	<b>4.2</b>	<b>41</b>	<b>10</b>

## RECEIVING

	No.	Yds.	Avg.	Long	TD
Boston	98	1,598	16.3	61t	8
Pittman	42	264	6.3	27	0
Sanders	41	618	15.1	68t	2
Jenkins	32	518	16.2	53	3
Mitchell	25	196	7.8	24t	2
Jones	21	151	7.2	18	0
Makovicka	16	95	5.9	25	1
Hardy	11	79	7.2	13	2
Jackson	9	44	4.9	16	0
Bush	8	80	10.0	16	0
McKinley	1	10	10.0	10	0
<b>Team</b>	<b>304</b>	<b>3,653</b>	<b>12.0</b>	<b>68t</b>	<b>18</b>
<b>Opponents</b>	<b>337</b>	<b>3,726</b>	<b>11.1</b>	<b>79t</b>	<b>26</b>

## INTERCEPTIONS

	No.	Yds.	Avg.	Long	TD
Lassiter	9	80	8.9	25	0
Wilson	2	97	48.5	61t	1
Barrett	2	30	15.0	23	0
Knight	1	43	43.0	43	0
McKinnon	1	24	24.0	24	1
Wakefield	1	20	20.0	20	1
Chavous	1	0	0.0	0	0
<b>Team</b>	<b>17</b>	<b>294</b>	<b>17.3</b>	<b>61t</b>	<b>3</b>
<b>Opponents</b>	<b>14</b>	<b>157</b>	<b>11.2</b>	<b>43</b>	<b>1</b>

## PUNT RETURNS

	Ret.	FC	Yds.	Avg.	Long	TD
Jackson	40	0	461	11.5	55	0
Lassiter	3	1	11	3.7	10	0
<b>Team</b>	<b>43</b>	<b>1</b>	<b>472</b>	<b>11.0</b>	<b>55</b>	<b>0</b>
<b>Opponents</b>	<b>48</b>	<b>17</b>	<b>481</b>	<b>10.0</b>	<b>45</b>	<b>0</b>

## KICKOFF RETURNS

	No.	Yds.	Avg.	Long	TD
Jenkins	49	1,120	22.9	70	0
Pittman	6	161	26.8	44	0
Shipp	6	118	19.7	26	0
Jackson	2	46	23.0	24	0
Burke	1	15	15.0	15	0
Bush	1	9	9.0	9	0
Makovicka	1	7	7.0	7	0
McKinley	1	11	11.0	11	0
<b>Team</b>	<b>67</b>	<b>1,487</b>	<b>22.2</b>	<b>70</b>	<b>0</b>
<b>Opponents</b>	<b>53</b>	<b>967</b>	<b>18.2</b>	<b>94t</b>	<b>1</b>

## PUNTING

	No.	Yds.	Avg.	Net	TB	In20	Lg	Blk.
Player	67	2,779	41.5	33.8	7	17	58	0
Stanley	19	751	39.5	34.2	1	4	54	0
Gramatica	1	41	41.0	19.0	0	0	41	0
<b>Team</b>	<b>87</b>	<b>3,571</b>	<b>41.0</b>	<b>33.7</b>	<b>8</b>	<b>21</b>	<b>58</b>	<b>0</b>
<b>Opponents</b>	<b>75</b>	<b>2,511</b>	<b>43.3</b>	<b>34.1</b>	<b>11</b>	<b>22</b>	<b>64</b>	<b>0</b>

## FIELD GOALS

	1-19	20-29	30-39	40-49	50+
Gramatica	1-1	7-7	3-4	4-7	1-1
Oglesby	1-1	2-2	1-2	1-1	0-0
<b>Team</b>	<b>2-2</b>	<b>9-9</b>	<b>4-6</b>	<b>5-8</b>	<b>1-1</b>
<b>Opponents</b>	<b>0-0</b>	<b>7-9</b>	<b>8-9</b>	<b>7-12</b>	<b>1-2</b>

## USUAL STARTING LINEUP

Offense	Defense
WR.....David Boston	DE.....Fred Wakefield
LT.....L.J. Shelton	Jabari Issa
LG.....Pete Kendall	LT.....Russell Davis
Chris Dishman	RT.....Barron Tanner
C...Mike Gruttadauria	RE.....Thomas Burke
RG.....Leonard Davis	Kyle Vanden Bosch
TE...Anthony Clement	LLB...Ray Thompson
<b>RT.....Steve Bush</b>	MLB...Ronald McKinnon
Terry Hardy	RLB...Rob Fredrickson
Tywan Mitchell	LCB...David Barrett
WR.....Frank Sanders	Tom Knight
QB.....Jake Plummer	RCB...Corey Chavous
FB.....Joel Makovicka	SS.....Pat Tillman
RB...Michael Pittman	Justin Lucas
	FS...Kwamie Lassiter

## NOTES

Dave McGinnis fields NFL's youngest team and its largest offensive line in first season as head coach ... national tragedy Sept. 11 delays season opening ... 17 points separate Arizona from 8-0 second-half record ... 3-1 vs. AFC equals franchise best ... 45 points Nov. 18 vs. Detroit a 332-game high (1977) ... 29 quarterback sacks allowed the franchise's second fewest in 16-game season (1978) ... WR David Boston leads NFL and sets Arizona single-season records with 1,598 receiving yards and nine 100-yard games and becomes second youngest NFL player to eclipse 1,500 receiving yards ... QB Jake Plummer posts 13th, 14th, 15th, and 16th career comebacks ... Plummer and Giant Kerry Collins the only NFL signal-callers to take every snap ... WR Frank Sanders makes 100th NFL start ... 14 different starting combinations on defense ... 343 opponent points fewest allowed since 1994 (267) ... Cards' defense scores five touchdowns for fifth time since 1960 (1995, '87, '64, '61) ... MLB Ronald McKinnon becomes first Card in 178 games to record defensive touchdowns in consecutive contests ... FS Kwamie Lassiter's nine interceptions lead NFL safeties ... rookie K Bill Gramatica sets team rookie records with 14 field goals and 50-yard three-pointer.

## FINAL NFC EAST STANDINGS

Team	W	L	T	Pct.	Pts.	OP
Philadelphia	11	5	0	.688	343	208
Washington	8	8	0	.500	256	303
N.Y. Giants	7	9	0	.438	294	321
Dallas	7	9	0	.438	295	343
Arizona	5	11	0	.313	246	338



## 2002 (5-11)

### HEAD COACH DAVE MCGINNIS

Sept. 8	At Washington	L	23-31	85,140
Sept. 15	At Seattle	W	24-13	63,104
Sept. 22	San Diego	L	15-23	26,827
Sept. 29	N.Y. Giants	W	21-7	23,312
Oct. 6	At Carolina	W	16-13	72,286
Oct. 13	Open Date			
Oct. 20	Dallas	W	9-6 (OT)	56,956
Oct. 27	At San Francisco	L	28-38	67,173
Nov. 3	St. Louis	L	14-27	43,654
Nov. 10	Seattle	L	6-27	25,435
Nov. 17	At Phila.	L	14-38	64,990
Nov. 24	Oakland	L	20-41	52,501
Dec. 1	At Kansas City	L	0-49	77,809
Dec. 8	Detroit	W	23-20 (OT)	21,292
Dec. 15	At St. Louis	L	28-30	65,939
Dec. 21	San Francisco	L	14-17	39,439
Dec. 29	At Denver	L	7-37	75,164

Home: 3-5 (289,416). Away: 2-6 (571,605).

### TEAM STATISTICS

	Cards	Opp.
Total First Downs	274	335
Rushing	94	117
Passing	148	196
Penalty	32	22
3rd Down Made/Att.	99/230	90/212
3rd Down Pct.	43.0	46.7
4th Down: Made/Att.	4/13	7/15
4th Down Pct.	30.8	46.7
Possession Avg.	28:41	31:19
Total Net Yards	4563	6020
Avg. Per Game	285.2	376.3
Total Plays	1,003	1,046
Avg. Per Play	4.5	5.8
Net Yards Rushing	1823	2146
Avg. Per Game	113.9	134.1
Total Rushes	414	490
Net Yards Passing	2740	3874
Avg. Per Game	171.3	242.1
Sacked/Yards Lost	41/298	21/131
Gross Yards	3,038	4,005
Att./Completions	548/291	535/335
Completion Pct.	53.1	62.6
Had Intercepted	22	17
Punts/Average	89/43.4	65/42.0
Net Punting Average	89/35.0	65/36.8
Penalties/Yards	76/617	111/969
Fumbles/Ball Lost	26/13	20/15
Touchdowns	31	50
Rushing	10	17
Passing	18	29
Returns	3	4

### SCORE BY PERIOD

	Q1	Q2	Q3	Q4	OT	Pts.
Team	40	85	41	90	6	262
Opponents	109	158	70	80	0	417

### SCORING

	TD	R	P	R	PAT	FG	S	Pts.
Gramatica	0	0	0	0	29/29	15/21	0	74
Shipp	9	6	3	0	0/0	0/0	0	54
Kasper	3	0	3	0	0/0	0/0	0	18
Makovicka	3	0	3	0	0/0	0/0	0	18
Sanders	2	0	2	0	0/0	0/0	0	14
Jenkins	2	0	1	1	0/0	0/0	0	12
T. Jones	2	2	0	0	0/0	0/0	0	12
Lucas	2	0	2	0	0/0	0/0	0	12
Plummer	2	2	0	0	0/0	0/0	0	12
Boston	1	0	1	0	0/0	0/0	0	6
Bush	1	0	1	0	0/0	0/0	0	6
Jackson	1	0	1	0	0/0	0/0	0	6
F. Jones	1	0	1	0	0/0	0/0	0	6
McAddley	1	0	1	0	0/0	0/0	0	6

### PASSING

	Att.	Comp.	Yds.	Comp. %	Yds./Att.	TD	TD%	Int.	Int. %	Long	Sack/Lost	Rating
Plummer	530	284	2,972	53.6	5.61	18	3.4	20	3.8	80t	36/248	65.7
McCown	18	7	66	38.9	3.67	0	0.0	2	1.1	26	5/50	10.2
Team	548	291	3,038	53.1	5.54	18	3.3	22	4.0	80t	41/298	63.7
Opponents	535	335	4,005	62.6	7.49	29	5.4	17	3.2	78t	21/131	90.3

### SCORING (CONT.)

	TD	R	P	R	PAT	FG	S	Pts.
Poole	1	0	1	0	0/0	0/0	0	6
Team	31	10	18	3	29/2915	21/0	262	
Opponents	50	17	29	4	49/4922	29/1	417	

2-Pt. Conversions: Sanders.  
Team 1/2, Opponents 0/1

### SACKS

Vanden Bosch 3.5, Thompson 2, Bell 2, R. Davis 2, Tanner 2, Wakefield 2, Bryant 1.5, Wilson 1.5, Fredrickson 1, Hill 1, Woods 0.5.

Team 21, Opponents 41

### RUSHING

	No.	Yds.	Avg.	Long	TD
Shipp	188	834	4.4	56	6
T. Jones	138	511	3.7	58t	2
Plummer	46	283	6.2	34t	2
Anderson	24	65	2.7	14	0
Makovicka	5	54	10.8	22	0
Boston	2	29	14.5	22	0
McCown	1	20	20.0	20	0
Kasper	3	19	6.3	9	0
Jenkins	3	6	2.0	10	0
Sanders	3	2	0.7	5	0
Player	1	0	0.0	0	0
Team	414	1,823	4.4	58t	10
Opponents	490	2,146	4.4	59	17

### RECEIVING

	No.	Yds.	Avg.	Long	TD
F. Jones	44	358	8.1	24	1
Shipp	38	413	10.9	80t	3
Sanders	34	400	11.8	37	2
Boston	32	512	16.0	34	1
McAddley	25	362	14.5	42	1
Jenkins	21	250	11.9	65t	1
T. Jones	20	113	5.7	17	0
Bush	19	121	6.4	13	1
Kasper	15	180	12.0	24	3
Makovicka	15	81	5.4	17	3
Poole	13	108	8.3	15	1
Jackson	5	42	8.4	11t	1
Soliday	4	39	9.8	16	0
Anderson	3	36	12.0	12	0
Gilmore	1	14	14.0	14	0
Starkey	1	7	7.0	7	0
Plummer	1	2	2.0	2	0
Team	291	3,038	10.4	80t	18
Opponents	335	4,005	12.0	78t	29

### INTERCEPTIONS

	No.	Yds.	Avg.	Long	TD
Wilson	4	35	8.8	35	0
Barrett	3	40	13.3	22	0
Lucas	2	80	40.0	38t	2
Lassiter	2	7	3.5	7	0
Hill	2	4	3.5	7	0
Starks	2	4	2.0	3	0
Tanner	1	17	17.0	17	0
Rhinehart	1	0	0.0	0	0
Team	17	186	10.9	38t	2
Opponents	22	303	13.8	50	1

### PUNT RETURNS

	Ret.	FC	Yds.	Avg.	Long	TD
Jackson	31	4	182	5.9	22	0
Lassiter	4	0	21	5.3	10	0
Rhinehart	1	0	18	18.0	18	0
Team	36	4	221	6.1	22	0
Opponents	42	18	547	13.0	90t	3

### KICKOFF RETURNS

	No.	Yds.	Avg.	Long	TD
Kasper (NFL)	55	1,300	23.6	56	0
Kasper (AZ)	32	722	22.6	40	0
Jenkins	20	559	28.0	95t	1
Anderson	12	227	18.9	27	0
Shipp	6	120	20.0	29	0
Bush	2	24	12.0	13	0
Makovicka	2	30	15.0	18	0

### KICKOFF RETURNS (CONT.)

	No.	Yds.	Avg.	Long	TD
McAddley	2	45	22.5	25	0
Young	2	22	11.0	12	0
Banks	1	18	18.0	18	0
Burke	1	15	15.0	15	0
Morgan	1	15	15.0	15	0
Team	81	1,797	22.2	95t	1
Opponents	58	1,407	24.3	55	0

### PUNTING

	No.	Yds.	Avg.	Net	TB	In20	Lq	Bk.
Player	88	3,864	43.9	35.0	10	28	58	1
Team	883	86,443.9	35.0	10	28	58	1	
Opponents	652	73,042.0	36.8	6	25	65	0	

### FIELD GOALS

	1-19	20-29	30-39	40-49	50+
Gramatica	0-0	6-7	2-2	6-8	1-4
Team	0-0	6-7	2-2	6-8	1-4
Opponents	1-1	8-8	6-7	5-10	2-3

### USUAL STARTING LINEUP

Offense	Defense
WR ..... David Boston	LE ..... Fred Wakefield
..... Jason McAddley	LT ..... Russell Davis
LT ..... L.J. Shelton	RT ..... Barron Tanner
LG ..... Pete Kendall	..... Marcus Bell
C ..... Mike Gruttadauria	..... Wendell Bryant
..... Jason Starkey	RE ..... Kyle Vanden Bosch
RG ..... Chris Dishman	LLB ..... Ray Thompson
RT ..... Leonard Davis	MLB ..... Ronald McKinnon
TE ..... Freddie Jones	RLB ..... Rob Fredrickson
WR ..... Frank Sanders	LCB ..... Duane Starks
..... Kevin Kasper	..... Renaldo Hill
QB ..... Jake Plummer	RCB ..... David Barrett
FB ..... Steve Bush	SS ..... Adam Wilson
RB ..... Thomas Jones	FS ..... Kwamie Lassiter
..... Marcel Shipp	P ..... Scott Player
K ..... Bill Gramatica	

### NOTES

Cards join NFC West Division after 32 seasons in the NFC East ... first 3-2 start since 1991, first 4-2 getaway since 1988 precede injury sieve ... 95 starter and replacement starter games lost to injury, most on offense ... 41 players start games ... Freddie Jones first tight end to lead team in receptions since 1973 ... RB Marcel Shipp rushing leader (834 yards) in only six starts plus 80-yard touchdown reception at St. Louis, Cards' longest play from scrimmage since 1988 ... MLB Ronald McKinnon leads Arizona in tackles for fourth consecutive season ... FS Adam Wilson intercepts three passes against Dallas to share NFL single-game high ... Arizona beats Dallas 9-6 without a touchdown, a franchise first in 123 games ... the Cards' 49-0 loss at Kansas City the most one-sided setback in franchise history, their first shutout in 105 games, and the largest margin in the NFL since 1989 ... final political hurdles cleared to begin construction of new stadium in Glendale in west suburban Maricopa County ... S Pat Tillman declines new multi-year contract offer to join U.S. Army and enter Army Ranger training.

### FINAL NFC WEST STANDINGS

Team	W	L	T	Pct.	Pts.	OP
San Francisco	10	6	0	.625	367	351
St. Louis	7	9	0	.438	316	369
Seattle	7	9	0	.438	355	369
Arizona	5	11	0	.313	262	417

## 2003 (4-12)

### HEAD COACH DAVE MCGINNIS

Sept. 7	At Detroit	L 24-42	60,691
Sept. 14	Seattle	W 17-14	23,127
Sept. 21	Green Bay	W 20-13	58,784
Sept. 28	At St. Louis	L 13-37	65,758
Oct. 5	At Dallas	L 7-24	63,601
Oct. 12	Baltimore	L 18-26	24,193
Oct. 19	Open Date		
Oct. 26	San Francisco	W 16-13 (OT)	40,824
Nov. 2	Cincinnati	W 17-14	23,531
Nov. 9	At Pittsburgh	L 15-28	59,520
Nov. 16	At Cleveland	L 6-44	72,908
Nov. 23	St. Louis	L 27-30 (OT)	42,089
Nov. 30	At Chicago	L 3-28	61,550
Dec. 7	At San Francisco	L 14-50	66,975
Dec. 14	Carolina	L 17-20	23,217
Dec. 21	At Seattle	L 10-28	64,899
Dec. 29	Minnesota	W 18-17	52,734
		225-452	
Home: 4-4 (288,499). Away: 0-8 (515,902).			

### TEAM STATISTICS

	Cards	Opp.
<b>Total First Downs</b> .....	<b>256</b>	<b>326</b>
Rushing	80	120
Passing	147	184
Penalty	29	22
3rd Down Made/Att.	83/222	92/199
3rd Down Pct.	37.4	46.2
4th Down: Made/Att.	10/22	3/8
4th Down Pct.	45.5	37.5
<b>Possession Avg</b> .....	<b>29:41</b>	<b>30:19</b>
<b>Total Net Yards</b> .....	<b>4490</b>	<b>5504</b>
Avg. Per Game	280.6	344.0
Total Plays	981	993
Avg. Per Play	4.6	5.5
<b>Net Yards Rushing</b> .....	<b>1531</b>	<b>1915</b>
Avg. Per Game	95.7	119.7
Total Rushes	403	475
<b>Net Yards Passing</b> .....	<b>2959</b>	<b>3589</b>
Avg. Per Game	184.9	224.3
Sacked/Yards Lost	44/306	21/97
Gross Yards	3,265	3,686
Att./Completions	534/303	497/311
Completion Pct.	56.7	62.6
Had Intercepted	22	13
<b>Punts/Average</b> .....	<b>83/42.3</b>	<b>67/40.0</b>
<b>Net Punting Average</b> 83/34.4....	<b>67/36.4</b>	
<b>Penalties/Yards</b> .....	<b>98/761</b>	<b>86/564</b>
<b>Fumbles/Ball Lost</b> .....	<b>29/14</b>	<b>21/10</b>
<b>Touchdowns</b> .....	<b>25</b>	<b>55</b>
Rushing	5	17
Passing	18	29
Returns	2	9

### SCORE BY PERIOD

	Q1	Q2	Q3	Q4	OT	Pts.
Team	55	55	52	60	3	225
Opponents	117	117	99	116	3	452

### SCORING

	TD	R	P	R	PAT	FG	S	Pts.
Boldin	8	0	0	0	0/0	0/0	0	48
Rackers	0	0	0	0	8/8	9/12	0	35
Duncan	0	0	0	0	5/6	6/10	0	23
Jones	3	0	3	0	0/0	0/0	0	18
Gramatica	0	0	0	0	6/6	3/4	0	15
Blake	2	2	0	0	0/0	0/0	0	14
Gilmore	2	2	0	0	0/0	0/0	0	12
Hodgins	2	2	0	0	0/0	0/0	0	12
Smith	2	2	0	0	0/0	0/0	0	12
Bush	1	0	1	0	0/0	0/0	0	6
Hill	1	0	1	0	0/0	0/0	0	6
B. Johnson	1	0	1	0	0/0	0/0	0	6
McCown	1	1	0	0	0/0	0/0	0	6

### PASSING

Rating	Att.	Comp.	Yds.	Comp. %	Yds./Att.	TD	TD%	Int.	Int. %	Long	Sack/Lost
Blake	367	208	2,247	56.7	6.12	13	.035	15	.041	71t	19/132
McCown	166	95	1,018	57.2	6.13	5	.030	6	.036	60t	25/174
Boldin	1	0	0	0.0	0.00	0	.000	1	1.000	0	0/0
<b>Team</b>	<b>534</b>	<b>303</b>	<b>3,265</b>	<b>56.7</b>	<b>5.61</b>	<b>18</b>	<b>.034</b>	<b>22</b>	<b>.038</b>	<b>71t</b>	<b>44/306</b>
<b>Opponents</b>	<b>497</b>	<b>311</b>	<b>3,686</b>	<b>62.6</b>	<b>7.42</b>	<b>29</b>	<b>.058</b>	<b>13</b>	<b>.026</b>	<b>68t</b>	<b>21/97</b>

### SCORING (CONT.)

	TD	R	P	R	PAT	FG	S	Pts.
Poole	1	0	1	0	0/0	0/0	0	6
Scobey	1	0	0	1	0/0	0/0	0	6
<b>Team</b>	<b>25</b>	<b>5</b>	<b>18</b>	<b>2</b>	<b>19/20</b>	<b>26/0</b>	<b>225</b>	
<b>Opponents</b>	<b>55</b>	<b>17</b>	<b>29</b>	<b>9</b>	<b>53/53</b>	<b>283/45</b>	<b>52</b>	

Two-Point Conversions: Blake.  
Team 1-5, Opp: 0-2.

### SACKS

D. Johnson 3.0, Thompson 3.0, Darling 2.0, Hill 2.0, King 2.0, McKinnon 2.0, Bell 1.0, R. Davis 1.0, Fisher 1.0, Pace 1.0, Tanner 1.0, Wakefield 1.0, Woods 1.0.

**Team 21, Opponents 44.**

### RUSHING

	No.	Yds.	Avg.	Long	TD
Shipp	228	830	3.6	36	0
Smith	90	256	2.8	22	2
Blake	30	177	5.9	19	2
McCown	28	158	5.6	16t	1
Anderson	18	68	3.8	17	0
Boldin	5	40	8.0	23	0
Hodgins	2	6	3.0	3	0
Gilmore	1	0	0.0	0	0
Kasper	1	-4	-4.0	-4	0
<b>Team</b>	<b>403</b>	<b>1,531</b>	<b>3.8</b>	<b>36</b>	<b>5</b>
<b>Opponents</b>	<b>475</b>	<b>1,935</b>	<b>4.0</b>	<b>52</b>	<b>17</b>

### RECEIVING

	No.	Yds.	Avg.	Long	TD
Boldin	101	1,377	13.6	71t	8
Jones	55	517	9.4	34	3
B. Johnson	35	438	12.5	54t	1
Shipp	30	184	6.1	34	0
Gilmore	17	208	12.2	32	2
Smith	14	107	7.6	36	0
Poole	13	177	13.6	37	1
Bush	11	71	6.5	14	1
Anderson	6	36	6.0	11	0
McAddley	4	53	13.3	25	0
Kasper	1	23	23.0	23	0
Scobey	1	9	9.0	9	0
Foster	1	7	7.0	7	0
<b>Team</b>	<b>303</b>	<b>3,265</b>	<b>10.8</b>	<b>71t</b>	<b>18</b>
<b>Opponents</b>	<b>311</b>	<b>3,686</b>	<b>12.0</b>	<b>68t</b>	<b>29</b>

### INTERCEPTIONS

	No.	Yds.	Av.	Long	TD
Jackson	6	122	20.3	30	0
Hill	5	119	23.8	70t	1
Barrett	1	25	25.0	25	0
Rhinehart	1	5	5.0	5	0
<b>Team</b>	<b>13</b>	<b>271</b>	<b>20.8</b>	<b>70t</b>	<b>1</b>
<b>Opponents</b>	<b>22</b>	<b>418</b>	<b>19.0</b>	<b>83t</b>	<b>4</b>

### PUNT RETURNS

	Ret.	FC	Yds.	Avg.	Long	TD
Boldin	20	12	130	6.5	19	0
Goss	1	0	7	7.0	7	0
B. Johnson	1	3	3	3.0	3	0
<b>Team</b>	<b>22</b>	<b>15</b>	<b>140</b>	<b>6.4</b>	<b>19</b>	<b>0</b>
<b>Opponents</b>	<b>41</b>	<b>12</b>	<b>472</b>	<b>11.5</b>	<b>57t</b>	<b>2</b>

### KICKOFF RETURNS

	No.	Yds.	Avg.	Long	TD
Scobey	73	1,684	23.1	100t	1
Kasper	5	136	27.2	37	0
Anderson	2	31	15.5	16	0
Garcia	1	17	17.0	17	0
Hodgins	1	13	13.0	13	0
<b>Team</b>	<b>82</b>	<b>1,881</b>	<b>22.9</b>	<b>100t</b>	<b>1</b>
<b>Opponents</b>	<b>48</b>	<b>1,042</b>	<b>21.7</b>	<b>47</b>	<b>0</b>

### PUNTING

	No.	Yds.	Avg.	Net	TB	In20	Lg.	Bk.
Player	82	3,511	42.8	34.4	9	19	64	1
<b>Team</b>	<b>83</b>	<b>3,511</b>	<b>42.3</b>	<b>34.4</b>	<b>9</b>	<b>19</b>	<b>64</b>	<b>1</b>
<b>Opponents</b>	<b>67</b>	<b>2,679</b>	<b>40.0</b>	<b>36.4</b>	<b>5</b>	<b>21</b>	<b>59</b>	<b>1</b>

### FIELD GOALS

	1-19	20-29	30-39	40-49	50+
Rackers	0-0	5-5	1-4	3-3	0-0
Duncan	0-0	2-2	2-4	1-2	1-1
Gramatica	0-0	1-1	2-2	0-0	0-0
<b>Team</b>	<b>0-0</b>	<b>8-8</b>	<b>5-10</b>	<b>4-5</b>	<b>1-1</b>
<b>Opponents</b>	<b>0-0</b>	<b>8-9</b>	<b>7-9</b>	<b>5-9</b>	<b>1-3</b>

**Rackers:** ( ) ( ) ( ) ( ) ( ) ( ) (42G,26G)  
(22G,27G)  
**(32G) ( ) (35N,44G) (49G,38N,33N) (22G,26G)**  
**Duncan:** ( ) ( ) ( ) ( ) (46G)

### SUNAL STARTING LINEUP

Offense	Defense
<b>WR</b> .....Bryan Gilmore	<b>LE</b> .....Fred Wakefield
	Bryant Johnson
<b>LT</b> .....L.J. Shelton	<b>LT</b> .....Wendell Bryant
<b>LG</b> .....Cameron Spikes	Marcus Bell
<b>C</b> .....Pete Kendall	<b>RT</b> .....Russell Davis
<b>RG</b> .....Leonard Davis	<b>RE</b> .....Calvin Pace
<b>RT</b> .....Anthony Clement	<b>LLB</b> ...Ray Thompson
<b>TE</b> .....Freddie Jones	<b>MLB</b> ..Ronald McKinnon
<b>WR</b> .....Anquan Boldin	<b>RLB</b> .....Levar Fisher
<b>QB</b> .....Jeff Blake	<b>LCB</b> .....Renaldo Hill
	Josh McCown
<b>FB</b> .....James Hodgins	<b>SS</b> .....Adrian Wilson
<b>RB</b> .....Marcel Shipp	<b>FS</b> .....Dexter Jackson
	Emmitt Smith
<b>K</b> .....Neil Racker	<b>P</b> .....Scott Player
	Tim Duncan

### NOTES

Second-round draft choice **Anquan Boldin** becomes most prolific rookie receiver in NFL history with 101 receptions, while his 1,377 receiving yards most by NFL rookie in 43 years ... 217 receiving yards in season opener at Detroit most by player in first NFL game ... **Emmitt Smith**, the NFL's all-time rushing leader, signs two-year contract with Cardinals but a shoulder injury limits him to just six starting roles ... Super Bowl MVP **Dexter Jackson** lured from Tampa Bay as free agent and leads team with six interceptions ... Cards force 4-4 mark at home, but 0-8 road record results in 4-12 finish and dismissal of third-year Head Coach **Dave McGinnis** ... **Josh McCown** handed quarterback duties late in season and guides Arizona to 18-17 victory in season finale vs. Minnesota with 28-yard touchdown pass to **Nate Poole**, knocking Vikings out of playoffs ... construction begins on new stadium in Glendale in west suburban Maricopa County.

### FINAL NFC WEST

#### STANDINGS

Team	W	L	T	Pct.	Pts.	OP
St. Louis	12	4	0	.750	447	328
Seattle	10	6	0	.625	404	327
San Francisco	7	9	0	.438	384	337
Arizona	4	12	0	.250	225	452



## 2004 (6-10)

### HEAD COACH DENNIS GREEN

Sept. 12	At St. Louis	L	10-17	65,538
Sept. 19	New England	L	12-23	51,557
Sept. 26	At Atlanta	L	3-6	70,534
Oct. 3	San Orleans	W	34-10	28,109
Oct. 10	At San Francisco	L	28-31 (OT)	62,836
Oct. 17	Open Date			
Oct. 24	Seattle	W	25-17	35,695
Oct. 31	At Buffalo	L	14-38	65,887
Nov. 7	At Miami	W	24-23	72,612
Nov. 14	N.Y. Giants	W	17-14	42,297
Nov. 21	At Carolina	L	10-35	72,796
Nov. 28	N.Y. Jets	L	3-13	35,820
Dec. 5	At Detroit	L	12-26	62,262
Dec. 12	San Francisco	W	28-31(OT)	35,069
Dec. 19	San Francisco	W	31-7	40,070
Dec. 26	at Seattle	L	21-24	65,825
Jan. 2	Tampa Bay	W	12-7	31,650

Home: 5-3 (300,267), Away: 1-7 (538,290)

## TEAM STATISTICS

<b>Total First Downs</b> .....	<b>280</b>	<b>282</b>
Rushing	86	101
Passing	152	153
Penalty	42	28
3rd Down: Made/Att.	84/241	66/209
3rd Down Pct.	34.9	31.6
4th Down: Made/Att.	5/12	8/14
4th Down Pct.	41.7	57.1
<b>Possession Avg.</b> .....	<b>30:53</b>	<b>29:07</b>
<b>Total Net Yards</b> .....	<b>4550</b>	<b>5141</b>
Total Yards	284.4	321.3
Avg. Per Game	104.7	99.3
Total Plays	4.3	5.2
Avg. Per Play	104.3	131.6
<b>Net Yards Rushing</b> .....	<b>1668</b>	<b>2105</b>
Avg. Per Game	104.3	131.6
Total Rushes	475	450
<b>Net Yards Passing</b> .....	<b>2882</b>	<b>3036</b>
Avg. Per Game	180.1	189.8
Sacked/Yards Lost	39/320	38/229
Gross Yards	3202	3265
Att./Completions	533/299	505/271
Completion Pct.	56.1	53.7
Had Intercepted	18	15
<b>Punts/Average</b> .....	<b>99/42.7</b>	<b>97/41.9</b>
<b>Net Punting Avg.</b> .....	<b>99/36.4</b>	<b>97/35.8</b>
<b>Penalties/Yards</b> .....	<b>124/94.8</b>	<b>139/112.1</b>
<b>Fumbles/Ball Lost</b> .....	<b>34/11</b>	<b>32/15</b>
<b>Touchdowns</b> .....	<b>31</b>	<b>35</b>
Rushing	15	12
Passing	14	18
Returns	2	5

## SCORE BY PERIOD

	Q1	Q2	Q3	Q4	Ot	Pts
Team	40	78	57	109	0	284
Opponents	64	100	63	89	6	322

## SCORING

	TD	R	PaRt	K-PAT	FG	S	Pts.	
Rackers	0	0	0	0	28/28	22/29	0	94
E. Smith	9	9	0	0/0	0/0	0	54	
Fitzgerald	8	0	0	0/0	0/0	0	48	
Ayanbadejo	4	3	1	0/0	0/0	0	24	
McCown	2	2	0	0/0	0/0	0	14	
Hambrick	2	1	1	0/0	0/0	0	12	
Jones	2	0	2	0/0	0/0	0	12	
Boldin	1	0	1	0/0	0/0	0	6	
Johnson	1	0	1	0/0	0/0	0	6	
Starks	1	0	1	0/0	0/0	0	6	
Wilson	1	0	1	0/0	0/0	0	6	
Hayes	0	0	0	0/0	0/0	2	2	
<b>Team</b>	<b>31</b>	<b>15</b>	<b>14</b>	<b>28/2822/29</b>	<b>1</b>	<b>284</b>		
<b>Opponents</b>	<b>35</b>	<b>12</b>	<b>18</b>	<b>29/3025/26</b>	<b>0</b>	<b>322</b>		

2-pt. Conversions: McCown. Team 1/32, Opponents 4/5

## PASSING

	Att.	Comp.	Yds	Cmp%	Yds/Att.	Td	Td%	Int	Int%	Long	Sack/Lost	
Rating												
McCown	408	233	2511	57.1	6.15	11	2.7	10	2.5	48	31/263	74.1
S. King	84	47	502	56.0	5.98	1	1.2	4	4.8	40	6/42	57.7
Navarre	40	18	168	45.0	4.20	1	2.5	4	10.0	33t	1/8	25.8
E. Smith	1	1	21	100.0	21.00	1	100.0	0	0.0	21t	0/0	158.3
Fitzgerald	0	0	0	---	---	0	---	0	---	---	1/7	---
<b>Team</b>	<b>533</b>	<b>299</b>	<b>3202</b>	<b>56.1</b>	<b>6.01</b>	<b>14</b>	<b>2.6</b>	<b>18</b>	<b>3.4</b>	<b>48</b>	<b>39/320</b>	<b>68.5</b>
<b>Opponents</b>	<b>505</b>	<b>271</b>	<b>3265</b>	<b>53.7</b>	<b>6.47</b>	<b>18</b>	<b>3.6</b>	<b>15</b>	<b>3.0</b>	<b>75t</b>	<b>38/229</b>	<b>73.2</b>

## SACKS

Berry 14.5, Dansby 5.0, Pace 4.5, Dockett 3.5, Zellner 2.0, Darling 1.0, R. Davis 1.0, Harris 1.0, Hill 1.0, Kolodziej 1.0, Starks 1.0, Thompson 1.0, Wilson 1.0, Macklin 0.5. Team 38.0,

### Opponents 39

## RUSHING

	No.	Yds	Avg	Long	TD
E. Smith	267	937	3.5	29t	9
Hambrick	63	283	4.5	62	1
Ayanbadejo	30	122	4.1	23	3
McCown	36	112	3.1	12	2
Scobey	27	89	3.3	10	0
Croom	29	76	2.6	20	0
S. King	9	30	3.3	16	0
Fitzgerald	8	14	1.8	10	0
Williams	2	6	3.0	3	0
Boldin	1	3	3.0	3	0
Anderson	1	2	2.0	2	0
Johnson	2	-6	-3.0	1	0
<b>Team</b>	<b>475</b>	<b>1668</b>	<b>3.5</b>	<b>62</b>	<b>15</b>
<b>Opponents</b>	<b>450</b>	<b>2105</b>	<b>4.7</b>	<b>74</b>	<b>12</b>

## RECEIVING

	No.	Yds	Avg	Long	TD
Fitzgerald	58	780	13.4	48	8
Boldin	56	623	11.1	31t	1
Johnson	49	537	11.0	40	1
Jones	45	426	9.5	40	2
Ayanbadejo	19	171	9.0	21t	1
Williams	18	197	10.9	33	0
Scobey	18	191	10.6	42	0
E. Smith	15	105	7.0	18	0
Poole	5	70	14.0	24	0
Edwards	5	51	10.2	19	0
Hambrick	4	16	4.0	9	1
Diamond	3	19	6.3	8	0
Croom	2	16	8.0	8	0
Newhouse	1	5	5.0	5	0
McCown	1	-5	-5.0	-5	0
<b>Team</b>	<b>299</b>	<b>3202</b>	<b>10.7</b>	<b>48</b>	<b>14</b>
<b>Opponents</b>	<b>271</b>	<b>3265</b>	<b>12.0</b>	<b>75t</b>	<b>18</b>

## INTERCEPTIONS

	No.	Yds	Avg	Long	TD
Macklin	4	18	4.5	16	0
Wilson	3	62	20.7	27	0
Starks	3	46	15.3	41t	1
Darling	1	65	65.0	65	0
Dockett	1	20	20.0	20	0
Dansby	1	2	2.0	2	0
Hill	1	2	2.0	2	0
Harris	1	-1	-1.0	-1	0
<b>Team</b>	<b>15</b>	<b>214</b>	<b>14.3</b>	<b>65</b>	<b>1</b>
<b>Opponents</b>	<b>18</b>	<b>263</b>	<b>14.6</b>	<b>76</b>	<b>1</b>

## PUNT RETURNS

	Ret	Fc	Yds	Avg	Long	TD
Williams	42	12	286	6.8	38	0
Starks	7	1	43	6.1	15	0
Boldin	0	1	0	---	---	0
<b>Team</b>	<b>49</b>	<b>14</b>	<b>329</b>	<b>6.7</b>	<b>38</b>	<b>0</b>
<b>Opponents</b>	<b>56</b>	<b>16</b>	<b>486</b>	<b>8.7</b>	<b>71t</b>	<b>1</b>

## KICKOFF RETURNS

	No.	Yds	Avg	Long	TD
Scobey	32	723	22.6	71	0
Croom	16	314	19.6	35	0
Johnson	6	135	22.5	47	0
Ayanbadejo	3	50	16.7	21	0
Edwards	3	40	13.3	14	0
Hayes	3	6	2.0	6	0
Vanden Bosch	1	7	7.0	7	0
Williams	1	38	38.0	38	0
<b>Team</b>	<b>65</b>	<b>1293</b>	<b>19.9</b>	<b>71</b>	<b>0</b>
<b>Opponents</b>	<b>46</b>	<b>1017</b>	<b>22.1</b>	<b>87t</b>	<b>1</b>

## PUNTING

	No.	Yds	Avg	Net	B	In	Lg	B
Player	98	4230	43.2	36.4	7	32	57	1
<b>Team</b>	<b>99</b>	<b>4230</b>	<b>42.7</b>	<b>36.4</b>	<b>7</b>	<b>32</b>	<b>57</b>	<b>1</b>
<b>Opponents</b>	<b>97</b>	<b>4064</b>	<b>41.9</b>	<b>35.8</b>	<b>13</b>	<b>25</b>	<b>68</b>	<b>1</b>

## FIELD GOALS

	1-19	20-29	30-39	40-49	50+
Rackers	0-0	6-6	5-7	6-7	5-9
<b>Team</b>	<b>0-0</b>	<b>6-6</b>	<b>5-7</b>	<b>6-7</b>	<b>5-9</b>
<b>Opponents</b>	<b>0-0</b>	<b>13-13</b>	<b>7-7</b>	<b>3-4</b>	<b>2-2</b>

## USUAL STARTING LINEUP

<b>Offense</b>	<b>Defense</b>
WR.....Larry Fitzgerald	LE.....Peppi Zellner
LT.....Leonard Davis	NT.....Russell Davis
LG.....Reggie Wells	UT.....Darnell Dockett
C.....Alex Stepanovich	RE.....Bertrand Berry
RG.....Cameron Spikes	SLB.....Karlos Dansby
	MLB.....Ronald McKinnon
RT.....Anthony Clement	WLB.....James Darling
	LCB.....Renaldo Hill
TE.....Freddie Jones	RCB.....David Macklin
WR.....Anquan Boldin	SS.....Adrian Wilson
	FS.....Ifeanyi Ohaletse
	P.....Scott Player
QB.....Josh McCown	K.....Neil Rackers
FB.....Obafemi Ayanbadejo	
RB.....Emmitt Smith	

## NOTES

Team's first season under head coach **Dennis Green** was one of transition but also promise and opportunity...team entered week 16 of the regular season with a playoff berth and division title in reach before a three-point road loss at Seattle ended postseason hopes...Cardinals won two games by 24 points (something that they'd not done in over a decade) and also finished 5-3 at home for the first time since last playoff season of 1998...strategic but aggressive approach to free agency yielded several new starters, most notably **DE Bertrand Berry** who would prove to become the best free agent pick-up in team history by leading the NFC in sacks (14.5) and earning his first career Pro Bowl berth...an outstanding '04 draft class produced four full-time starters in **WR Larry Fitzgerald**, **LB Karlos Dansby**, **DT Darnell Dockett** and **C Alex Stepanovich**...defense improved its overall rank from 26th at the end of '03 to 12th and didn't allow a touchdown in three games while allowing just one TD in three others...the offense was bitten early by injuries as **RB Marcel Shipp** suffered a broken leg in training camp that ended his season and all-pro **WR Anquan Boldin** suffered a training camp knee injury that caused him to miss the regular season's first six games...in his second season in Arizona, **Emmitt Smith** led the team with 937 rushing yards and 9 rushing TDs...the offense struggled to find consistency and that led to numerous lineup changes throughout the year including three different starting QBs...**Pat Tillman**, who left the Cardinals to join U.S. Army and enter Army Ranger training prior to 2002 season, is killed April 22 in Afghanistan.

## FINAL NFC WEST STANDINGS

	Team	W	L	T	Pct.	Pts.	OP
Seattle	9	7	0	.562	371	373	
St. Louis	8	0	0	.500	319	392	
Arizona	6	10	0	.375	284	322	
San Francisco	2	14	0	.125	259	452	





# ARIZONA CARDINALS

## 2005 (5-11)

### HEAD COACH DENNIS GREEN

Sept. 11 at New York Giants	L 19-42	78,387
Sept. 18 St. Louis	L 12-17	45,160
Sept. 25 at Seattle	L 12-37	64,843
Oct. 2 San Francisco	W 31-14	103,467
Oct. 9 Carolina	L 20-24	38,809
Oct. 16 Open Date		
Oct. 23 Tennessee	W 20-10	39,482
Oct. 30 at Dallas	L 13-34	62,068
Nov. 6 Seattle	L 19-33	43,542
Nov. 13 at Detroit	L 21-29	61,091
Nov. 20 at St. Louis	W 38-28	65,760
Nov. 27 Jacksonville	L 17-24	39,198
Dec. 4 at San Francisco	W 17-10	60,439
Dec. 11 Washington	L 13-17	46,654
Dec. 18 at Houston	L 19-30	70,204
Dec. 24 Philadelphia	W 27-21	44,723
Jan. 1 at Indianapolis	L 13-17	57,211

Home: 3-5 (401,035). Away: 2-6 (519,823).

## TEAM STATISTICS

<b>Total First Downs</b> .....	<b>304</b>	<b>Opp. 272</b>
Rushing	58	83
Passing	224	158
Penalty	22	31
3rd Down: Made/Att	91/239	67/196
3rd Down Pct.	38.1	34.2
4th Down: Made/Att	5/16	4/11
4th Down Pct.	31.3	36.4
<b>Posession Avg</b> .....	<b>31:20</b>	<b>Opp. 28:40</b>
<b>Total Net Yards</b> .....	<b>5575</b>	<b>Opp. 4729</b>
Avg. Per Game	348.4	295.6
<b>Total Plays</b> .....	<b>1075</b>	<b>Opp. 936</b>
Avg. Per Play	5.2	5.1
<b>Net Yards Rushing</b> .....	<b>1138</b>	<b>Opp. 1632</b>
Avg. Per Game	71.1	102.0
Total Rushes	360	411
<b>Net Yards Passing</b> .....	<b>4437</b>	<b>Opp. 3097</b>
Avg. Per Game	277.3	193.6
Sacked/yards Lost	45/286	37/217
Gross Yards	4723	3314
Att./completions	670/419	488/301
Completion Pct.	62.5	61.7
Had Intercepted	21	15
<b>Punts/Average</b> .....	<b>74/43.3</b>	<b>Opp. 85/44.1</b>
<b>Net Punting Avg.</b> .....	<b>74/37.0</b>	<b>Opp. 85/37.8</b>
<b>Penalties/Yards</b> ..	<b>145/1184</b>	<b>Opp. 103/819</b>
<b>Fumbles/Ball Lost</b> .....	<b>26/16</b>	<b>Opp. 24/11</b>
<b>Touchdowns</b> .....	<b>26</b>	<b>Opp. 46</b>
Rushing	2	22
Passing	21	17
Returns	3	7

## SCORE BY PERIOD

	Q1	Q2	Q3	Q4	OT	PTS
Team	27	111	74	99	0	311
Opponents	87	105	103	92	0	387

## SCORING

	TD	RU	PA	RT	K-PAT	FG	S	PTS
Rackers	0	0	0	0	20	20/40	42	0 140
Fitzgerald	10	0	10	0	0/0	0/0	0	60
Boldin	7	0	7	0	0/0	0/0	0	44
Novak (Was)	0	0	0	0	15/15	8/10	0	39
Novak (Ar)	0	0	0	0	0/0	3/3	0	9
Arrington	2	2	0	0	0/0	0/0	0	12
Dansby	2	0	2	0	0/0	0/0	0	12
Bergen	1	0	1	0	0/0	0/0	0	6
Edwards	1	0	1	0	0/0	0/0	0	6
B. Johnson	1	0	1	0	0/0	0/0	0	6
Macklin	1	0	1	0	0/0	0/0	0	6
McCoy	1	0	1	0	0/0	0/0	0	6
Ayanbadejo	0	0	0	0	0/0	0/0	0	4
<b>Team</b>	<b>26</b>	<b>2 21</b>	<b>3 20</b>	<b>20/43</b>	<b>45</b>	<b>0 311</b>		
<b>Opponents</b>	<b>46</b>	<b>22 17</b>	<b>7 44</b>	<b>45/21</b>	<b>24</b>	<b>1 387</b>		

2-Pt. Conversions: Ayanbadejo 2, Boldin.

## PASSING

	Att.	Comp.	Yds.	Comp. %	Yds./Att.	TD	TD%	Int.	Int. %	Lng	Sack/Loss	Rating
Warner	375	242	2713	64.5	7.23	11	2.9	9	2.4	63	23/158	85.8
McCown	270	163	1836	60.4	6.80	9	3.3	11	4.1	49	18/101	74.9
Novarre	24	14	174	58.3	7.25	1	4.2	1	4.2	43	4/27	77.4
Boldin	1	0	0	0.0	0.00	0	0.0	0	0.0	0	0/0	39.6
<b>Team</b>	<b>670</b>	<b>419</b>	<b>4723</b>	<b>62.5</b>	<b>7.05</b>	<b>21</b>	<b>3.1</b>	<b>21</b>	<b>3.1</b>	<b>63</b>	<b>45/286</b>	<b>81.0</b>
<b>Opponents</b>	<b>488</b>	<b>301</b>	<b>3314</b>	<b>61.7</b>	<b>6.79</b>	<b>17</b>	<b>3.5</b>	<b>15</b>	<b>3.1</b>	<b>65t</b>	<b>37/217</b>	<b>80.6</b>

Team 3 / 6, Opponents 1 / 1

## SACKS

Wilson 8, Okeafar 7.5, Berry 6, Dansby 4, Kolodziej 3, Smith 3, Blackstock 1, Darling 1, Huff 1, Moore 1, Pace 1, Dockett 0.5. **Team 37.0, Opponents 45.0**

## RUSHING

	No.	Yds	Avg	Long	TD
Shipp	157	451	2.9	19	0
Arrington	112	370	3.3	32	2
McCown	29	139	4.8	12	0
Ayanbadejo	22	46	2.1	11	0
Boldin	12	45	3.8	11	0
Fitzgerald	8	41	5.1	15	0
Warner	13	28	2.2	13	0
Jackson	4	11	2.8	3	0
Anderson	2	7	3.5	6	0
B. Johnson	1	0	0.0	0	0
<b>Team</b>	<b>360</b>	<b>1138</b>	<b>3.2</b>	<b>32</b>	<b>2</b>
<b>Opponents</b>	<b>411</b>	<b>1632</b>	<b>4.0</b>	<b>88t</b>	<b>22</b>

## RECEIVING

	No.	Yds	Avg	Long	TD
Fitzgerald	103	1409	13.7	47	10
Boldin	102	1402	13.7	54t	7
B. Johnson	40	432	10.8	41	1
Shipp	35	255	7.3	28	0
Ayanbadejo	34	231	6.8	18	0
Bergen	28	270	9.6	32	1
Arrington	25	139	5.6	15	0
McCoy	18	191	10.6	24	1
Edwards	12	133	11.1	63	1
Lee	11	152	13.8	49	0
Newhouse	4	45	11.3	17	0
T. Johnson	3	29	9.7	13	0
Jackson	2	31	15.5	19	0
Baxter	1	4	4.0	4	0
Warner	1	0	0.0	0	0
<b>Team</b>	<b>419</b>	<b>4723</b>	<b>11.3</b>	<b>63</b>	<b>21</b>
<b>Opponents</b>	<b>301</b>	<b>3314</b>	<b>11.0</b>	<b>65t</b>	<b>17</b>

## INTERCEPTIONS

	No.	Yds	Avg	Long	TD
Dansby	3	31	10.3	18t	2
Macklin	2	79	39.5	60t	1
Tate	2	47	23.5	25	0
Darling	2	22	11.0	15	0
Wilson	1	36	36.0	36	0
Rolle	1	29	29.0	29	0
Dockett	1	14	14.0	14	0
Green	1	13	13.0	13	0
Griffith	1	11	11.0	11	0
Huff	1	3	3.0	3	0
<b>Team</b>	<b>15</b>	<b>285</b>	<b>19.0</b>	<b>60t</b>	<b>3</b>
<b>Opponents</b>	<b>21</b>	<b>334</b>	<b>15.9</b>	<b>71</b>	<b>1</b>

## PUNT RETURNS

	Ret	FC	Yds	Avg	Long	TD
Swinton	42	14	334	8.0	32	0
Moses	7	0	40	5.7	12	0
B. Johnson	1	2	9	9.0	9	0
<b>Team</b>	<b>50</b>	<b>16</b>	<b>383</b>	<b>7.7</b>	<b>32</b>	<b>0</b>
<b>Opponents</b>	<b>39</b>	<b>14</b>	<b>328</b>	<b>8.4</b>	<b>52t</b>	<b>1</b>

## KICKOFF RETURNS

	No.	Yds	Avg	Long	TD
Swinton	63	1456	23.1	90	0
Moses	7	177	25.3	35	0
B. Johnson	2	45	22.5	24	0
Anderson	1	7	7.0	7	0
Ayanbadejo	1	16	16.0	16	0
Green	1	4	4.0	4	0
Jackson	1	14	14.0	14	0
<b>Team</b>	<b>76</b>	<b>1719</b>	<b>22.6</b>	<b>90</b>	<b>0</b>
<b>Opponents</b>	<b>60</b>	<b>1700</b>	<b>28.3</b>	<b>95t</b>	<b>3</b>

## PUNTING

	No.	Yds	Av	Net	TB	In	Lg	B
Player	73	3206	43.9	37.0	7	18	60	1
<b>Team</b>	<b>74</b>	<b>3206</b>	<b>43.3</b>	<b>37.0</b>	<b>7</b>	<b>18</b>	<b>60</b>	<b>1</b>
<b>Opponents</b>	<b>85</b>	<b>3752</b>	<b>44.1</b>	<b>37.8</b>	<b>8</b>	<b>26</b>	<b>58</b>	<b>0</b>

## FIELD GOALS

	1-19	20-29	30-39	40-49	50+
Rackers	0/0	11/11	10/10	13/14	6/7
Novak LG	1/1	1/1	5/7	1/1	0/0
Novak TM	1/1	0/0	2/2	0/0	0/0
<b>Team</b>	<b>1/1</b>	<b>11/11</b>	<b>12/12</b>	<b>13/14</b>	<b>6/7</b>
<b>Opponents</b>	<b>0/0</b>	<b>10/10</b>	<b>3/4</b>	<b>7/7</b>	<b>1/3</b>

## USUAL STARTING LINEUP

<b>Offense</b>	<b>Defense</b>
WR...Larry Fitzgerald	LE.....Chike Okeafar
LT.....Leonard Davis	NT.....Ross Kolodziej
LG.....Reggie Wells	UT.....Darnell Dockett
C.....Nick Leckey	RE.....Bertrand Berry
RG.....Elton Brown	Antonio Smith
RT.....Oliver Ross	SLB....Kurt Warner
TE.....Eric Edwards	MLB....James Darling
WR.....Anquan Boldin	WLB....Orlando Huff
QB.....Kurt Warner	RCB....Robert Tate
TE.....Adam Bergner	LCB....David Macklin
RB.....Marcel Shipp	SS.....Adrian Wilson
	FS.....Robert Griffith
	P.....Scott Player
	K.....Neil Rackers

## NOTES

The team's second season under head coach **Dennis Green** was marked by close games (six losses by a TD or less) and plagued by injuries (NFL-high 15 players on injured reserve list) ... **Neil Rackers** set the NFL record with 40 field goals in the season en route to a Pro Bowl selection ... **WR Larry Fitzgerald** set the club record for receptions in a season with 103 and also had a team-high 1,409 yards en route to his first Pro Bowl ... **Anquan Boldin** also recorded 102 receptions and 1,402 yards ... **Boldin** and **Fitzgerald** became only the second pair of teammates in NFL history to record 100+ receptions and 1,400+ yards in a season ... in his first year as a Cardinal, **Kurt Warner** completed 242 of 375 passes to set the club mark for completion percentage with 64.5% ... **FS Adrian Wilson** led the team with 8.0 sacks, the most ever by an NFL defensive back since sacks became an official statistic in 1982...Arizona finished with the league's #1 passing offense (first time in team history) and ranked 8th in both overall offense and defense (the only NFL team in the top 10 in both)...the team played in the NFL's first-ever regular season game outside of the U.S. and defeated the 49ers in Mexico City in front of an NFL record crowd of 103,467...2005 was the team's 18th and final season at Sun Devil Stadium.

## FINAL NFC WEST STANDINGS

<b>Team</b>	<b>W</b>	<b>L</b>	<b>T</b>	<b>Pct.</b>	<b>Pts.</b>	<b>OP</b>
Seattle	13	3	0	.812	452	271
St. Louis	6	10	0	.375	363	429
Arizona	5	11	0	.312	311	387
San Francisco	4	12	0	.250	239	428





## 2006 (5-11)

### HEAD COACH DENNIS GREEN

Sept. 10	San Francisco	W	34-27	63,407
Sept. 17	at Seattle	L	10-21	67,470
Sept. 24	St. Louis	L	14-16	63,278
Oct. 1	at Atlanta	L	10-32	68,981
Oct. 8	Kansas City	L	20-23	63,445
Oct. 16	Chicago	L	23-24	63,977
Oct. 22	at Oakland	L	9-22	61,595
Oct. 29	at Green Bay	L	14-31	70,809
Nov. 5	Open Date			
Nov. 12	Dallas	L	10-27	63,926
Nov. 19	Detroit	W	17-10	63,348
Nov. 26	at Minnesota	L	26-31	63,483
Dec. 3	at St. Louis	W	34-20	65,612
Dec. 10	Seattle	W	27-21	63,603
Dec. 17	Denver	L	20-37	63,845
Dec. 24	at San Francisco	W	26-20	67,751
Dec. 31	at San Diego	L	20-27	66,492

314-389

Home: 3-5 (508,829). Away: 2-6 (532,193)

### TEAM STATISTICS

	Cards	Opp.
<b>Total First Downs</b> .....	<b>298</b>	<b>331</b>
Rushing	84	114
Passing	187	186
Penalty	27	31
3rd Down: Made/Att	83/212	83/201
3rd Down Pct.	39.2	41.3
4th Down: Made/Att	10/15	7/15
4th Down Pct.	66.7	46.7
<b>Possession Avg.</b> .....	<b>29:59</b>	<b>30:01</b>
<b>Total Net Yards</b> .....	<b>5000</b>	<b>5591</b>
Avg. Per Game	312.5	349.4
<b>Total Plays</b> .....	<b>999</b>	<b>1018</b>
Avg. Per Play	5.0	5.5
<b>Net Yards Rushing</b> .....	<b>1338</b>	<b>1897</b>
Avg. Per Game	83.6	118.6
Total Rushes	419	458
<b>Net Yards Passing</b> .....	<b>3662</b>	<b>3694</b>
Avg. Per Game	228.9	230.9
Sacked/Yards Lost	35/262	38/238
Gross Yards	3924	3932
Att./Completions	545/322	522/321
Completion Pct.	59.1	61.5
Had Intercepted	17	16
<b>Punts/Average</b> .....	<b>68/43.6</b>	<b>58/44.8</b>
<b>Net Punting Avg.</b> .....	<b>68/34.5</b>	<b>58/37.1</b>
<b>Penalties/Yards</b> .....	<b>117/937</b>	<b>95/815</b>
<b>Fumbles/Ball Lost</b> .....	<b>31/13</b>	<b>29/17</b>
<b>Touchdowns</b> .....	<b>33</b>	<b>42</b>
Rushing	12	16
Passing	17	21
Returns	4	5

### SCORE BY PERIOD

	Q1	Q2	Q3	Q4	OT	Pts
Team	104	81	46	83	0	314
Opponents	84	100	100	105	0	389

### SCORING

	TD	R	PaRt	K-PAT	FG	S	Pts.
Rackers	0	0	0	0	32/32	28/37	0 116
Fitzgerald	6	0	6	0/0	0/0	0	36
James	6	0	0	0/0	0/0	0	36
Boldin	4	0	4	0/0	0/0	0	24
Bry. Johnson	4	0	4	0/0	0/0	0	24
Shipp	4	0	4	0/0	0/0	0	24
Leinart	2	2	0	0/0	0/0	0	12
Walters	2	0	2	0/0	0/0	0	12
Wilson	2	0	2	0/0	0/0	0	12
Arrington	1	0	1	0/0	0/0	0	6
Bergen	1	0	1	0/0	0/0	0	6
Smith	1	0	1	0/0	0/0	0	6
<b>Team</b>	<b>33</b>	<b>12</b>	<b>17</b>	<b>4</b>	<b>32/3228</b>	<b>37/0</b>	<b>314</b>
<b>Opponents</b>	<b>42</b>	<b>16</b>	<b>21</b>	<b>5</b>	<b>42/4231</b>	<b>34/1</b>	<b>389</b>

2-Pt. Conversions: Team 0/1, Opponents 0/0

### PASSING

	Att.	Comp.	Yds	Cmp%	Yds/Att.	Td	Td%	Int	Int%	Long	Sack/Lost	Rating
Leinart	377	214	2547	56.8	6.76	11	2.9	12	3.2	58	21/158	74.0
Warner	168	108	1377	64.3	8.20	6	3.6	5	3.0	64	14/104	89.3
<b>Team</b>	<b>545</b>	<b>322</b>	<b>3924</b>	<b>59.1</b>	<b>7.20</b>	<b>17</b>	<b>3.1</b>	<b>17</b>	<b>3.1</b>	<b>64</b>	<b>35/262</b>	<b>78.7</b>
<b>Opponents</b>	<b>522</b>	<b>321</b>	<b>3932</b>	<b>61.5</b>	<b>7.53</b>	<b>21</b>	<b>4.0</b>	<b>16</b>	<b>3.1</b>	<b>78</b>	<b>38/238</b>	<b>85.4</b>

### SACKS

Okeafor 8.5, Dansby 8, Berry 6, Wilson 5, Smith 2.5, Cooper LG 2, Cooper TM 2, Dockett 2, Clancy 1, Hayes 1, Pace 1, Watson 1. **Team 38.0, Opponents 35.0**

### RUSHING

	No.	Yds	Avg	Long	TD
James	337	1159	3.4	18	6
Leinart	22	49	2.2	14	2
Shipp	17	41	2.4	9	4
Ayanbadejo	9	37	4.1	11	0
Boldin	5	28	5.6	18	0
Arrington	14	19	1.4	9	0
Schable	1	5	5.0	5	0
Warner	13	3	0.2	9	0
Fitzgerald	0	0	—	—	0
Bry. Johnson	1	-3	-3.0	-3	0
<b>Team</b>	<b>419</b>	<b>1338</b>	<b>3.2</b>	<b>18</b>	<b>12</b>
<b>Opponents</b>	<b>458</b>	<b>1897</b>	<b>4.1</b>	<b>78</b>	<b>16</b>

### RECEIVING

	No.	Yds	Avg	Long	TD
Boldin	83	1203	14.5	64	4
Fitzgerald	69	946	13.7	57	6
Bry. Johnson	40	740	18.5	58	4
James	38	217	5.7	14	0
Walters	23	209	9.1	26	2
Ayanbadejo	17	139	8.2	27	0
Pope	16	161	10.1	33	0
Bergen	15	111	7.4	17	1
Arrington	8	58	7.3	19	0
Shipp	6	60	10.0	22	0
Spurlock	4	31	7.8	15	0
Wakefield	2	24	12.0	19	0
Bronson	1	25	25.0	25	0
<b>Team</b>	<b>322</b>	<b>3924</b>	<b>12.2</b>	<b>64</b>	<b>17</b>
<b>Opponents</b>	<b>321</b>	<b>3932</b>	<b>12.2</b>	<b>78</b>	<b>21</b>

### INTERCEPTIONS

	No.	Yds	Avg	Long	TD
Wilson	4	146	36.5	99	1
Griffith	3	30	10.0	23	0
Hayes	3	24	8.0	24	0
Francisco	2	61	30.5	44	0
MacKlin	1	56	56.0	56	0
Rolle	1	23	23.0	23	0
Beisel	1	11	11.0	11	0
Dockett	1	-1	-1.0	-1	0
<b>Team</b>	<b>16</b>	<b>350</b>	<b>21.9</b>	<b>99</b>	<b>1</b>
<b>Opponents</b>	<b>17</b>	<b>110</b>	<b>6.5</b>	<b>37</b>	<b>1</b>

### PUNT RETURNS

	Ret	FC	Yds	Avg	Long	TD
Walters	24	12	250	10.4	37	0
Bry. Johnson	1	1	0	0.0	0	0
<b>Team</b>	<b>25</b>	<b>13</b>	<b>250</b>	<b>10.0</b>	<b>37</b>	<b>0</b>
<b>Opponents</b>	<b>44</b>	<b>6</b>	<b>562</b>	<b>12.8</b>	<b>83</b>	<b>1</b>

### KICKOFF RETURNS

	No.	Yds	Avg	Long	TD
Arrington	67	1520	22.7	99	1
Spurlock	3	54	18.0	21	0
Bry. Johnson	2	29	14.5	16	0
Wakefield	1	7	7.0	7	0
<b>Team</b>	<b>73</b>	<b>1610</b>	<b>22.1</b>	<b>99</b>	<b>1</b>
<b>Opponents</b>	<b>58</b>	<b>1481</b>	<b>25.5</b>	<b>64</b>	<b>0</b>

### PUNTING

	No.	Yds	Avg	Net	TB	In	Lg	B
Player	66	2965	44.9	34.5	3	18	58	2
<b>Team</b>	<b>68</b>	<b>2965</b>	<b>43.6</b>	<b>34.5</b>	<b>3</b>	<b>18</b>	<b>58</b>	<b>2</b>
<b>Opponents</b>	<b>58</b>	<b>2596</b>	<b>44.8</b>	<b>37.7</b>	<b>8</b>	<b>18</b>	<b>66</b>	<b>0</b>

### FIELD GOALS

	1-19	20-29	30-39	40-49	50+
Rackers	0/0	11/11	9/9	7/10	1/7
<b>Team</b>	<b>0/0</b>	<b>11/11</b>	<b>9/9</b>	<b>7/10</b>	<b>1/7</b>
<b>Opponents</b>	<b>1/1</b>	<b>9/9</b>	<b>11/13</b>	<b>9/9</b>	<b>1/2</b>

### USUAL STARTING LINEUP

Offense	Defense
WR.....Larry Fitzgerald	LE.....Chike Okeafor
LT.....Leonard Davis	NT.....Kendrick Clancy
LG.....Milford Brown	UT.....Darnell Dockett
C.....Nick Leckey	RE.....Bertrand Berry/RG.....Deuce Lutui
RT.....Reggie Wells	SLB.....Karlus Dansby
TE.....Leonard Pope	MLB.....Gerald Hayes
WR.....Anquan Boldin	WR.....Orlando Huff
QB.....Matt Leinart	LCB.....Antrel Rolle
WR.....Bryant Johnson	RCB.....David Macklin
RB.....Edgerrin James	SS.....Adrian Wilson
	FS.....Robert Griffith
	P.....Scott Player
	K.....Neil Rackers

### NOTES

The Cardinals opened up University of Phoenix Stadium with a game against San Francisco on September 10, the team's first season opening contest at home since moving to Arizona in 1988 ... rookie QB **Matt Leinart** takes over the starting role in October and starts 11 games, setting the franchise record for passing yards by a rookie with 2,547 and becoming the first Cardinals quarterback since 2001 to have three games in a season with a 100+ quarterback rating ... **Adrian Wilson** selected to first Pro Bowl after scoring a pair of 99-yard TDs (fumble and interception) to become first player in NFL history with two defensive TDs of 99 yards ... **Anquan Boldin** selected to second Pro Bowl after recording third 1,000-yard season of four-year career, also becoming fastest NFL player to reach 330 career receptions at Oakland ... **DE Chike Okeafor** ties career high with 8.5 sacks, recording 7.5 of them in final seven games of season ... RB **Edgerrin James** becomes first RB to rush for over 1,000 yards since 1998 finishing with 1,159 yards on franchise record 337 carries ... team sets new season attendance record with 508,829 fans and sells out every home game including first MNF game since 1999.

### FINAL NFC WEST STANDINGS

Team	W	L	T	Pct.	Pts.	OP
Seattle	9	7	0	.562	335	341
St. Louis	8	8	0	.500	367	381
San Francisco	7	9	0	.438	298	412
Arizona	5	11	0	.312	314	389

## 2007 (8-8)

### HEAD COACH KEN WHISENUNT

Sept. 10 at San Francisco	L 17-20	68,111
Sept. 16 Seattle	W 23-20	64,542
Sept. 23 at Baltimore	L 23-26	71,372
Sept. 30 Pittsburgh	W 21-34	64,844
Oct. 7 at St. Louis	W 34-31	61,788
Oct. 14 Carolina	L 10-25	64,403
Oct. 21 at Washington	L 19-21	85,640
Oct. 28 Open Date		
Nov. 4 at Tampa Bay	L 10-17	65,267
Nov. 11 Detroit	W 31-21	64,753
Nov. 18 at Cincinnati	W 35-27	65,403
Nov. 25 San Francisco	L 31-37 (OT)	64,483
Dec. 2 Cleveland	W 27-21	64,791
Dec. 9 at Seattle	L 21-42	68,193
Dec. 16 at New Orleans	L 24-31	70,007
Dec. 23 Atlanta	W 30-27 (OT)	64,159
Dec. 30 St. Louis	W 48-19	64,671
	404-399	
Home: 6-2 (516,646). Away: 2-6 (555,781).		

### TEAM STATISTICS

	Cards	Opp.
<b>Total First Downs</b> .....	<b>308</b>	<b>298</b>
Rushing	70	90
Passing	210	185
Penalty	28	23
3rd Down: Made/Att	75/203	87/218
3rd Down Pct.	36.9%	39.9%
4th Down: Made/Att	12/14	7/15
4th Down Pct.	85.7%	46.7%
<b>Possession Avg.</b>	<b>30:10</b>	<b>29:50</b>
<b>Total Net Yards</b> .....	<b>5505</b>	<b>5283</b>
Avg. Per Game	344.1	330.2
<b>Total Plays</b> .....	<b>1016</b>	<b>1013</b>
Avg. Per Play	5.4	5.2
<b>Net Yards Rushing</b> .....	<b>1440</b>	<b>1567</b>
Per Game	90.0	97.9
Total Rushes	402	407
<b>Net Yards Passing</b> .....	<b>4065</b>	<b>3716</b>
Avg. Per Game	254.1	232.3
Sacked/Yards Lost	24/163	36/242
Gross Yards	4228	3958
Att./Completions	590/356	570/361
Completion Pct.	60.3%	63.3%
Had Intercepted	24	18
<b>Punts/Average</b> .....	<b>80/40.0</b>	<b>73/43.6</b>
<b>Net Punting Avg.</b> .....	<b>32.0</b>	<b>37.1</b>
<b>Penalties/Yards</b> ..	<b>137/1128</b>	<b>118/881</b>
<b>Fumbles/Ball Lost</b> .....	<b>27/12</b>	<b>23/11</b>
<b>Touchdowns</b> .....	<b>49</b>	<b>45</b>
Rushing	9	13
Passing	32	26
Returns	8	6

### SCORE BY PERIOD

	Q1	Q2	Q3	Q4	OT	PTS
Team	57	148	65	131	6	304
Opponents	88	114	99	92	3	499

### SCORING

	TD	RU	PA	RT	K-PAT	FG	S	PTS
Rackers	0	0	0	0	47/4821	30	0	110
Fitzgerald	10	0	10	0	0/0	0	0	60
Boldin	9	0	9	0	0/0	0	0	54
James	7	7	0	0	0/0	0	0	42
Pope	5	0	5	0	0/0	0	0	30
Rolle	3	0	3	0	0/0	0	0	18
Johnson	2	0	2	0	0/0	0	0	12
Hood	2	0	2	0	0/0	0	0	12
Urban	2	0	2	0	0/0	0	0	12
Patrick	2	0	2	0	0/0	0	0	12
Wells	1	0	1	0	0/0	0	0	6
Hayes	1	0	1	0	0/0	0	0	6
Warner	1	1	0	0	0/0	0	0	6
Shipp	1	1	0	0	0/0	0	0	6
Breaston	1	0	1	0	0/0	0	0	6
Arrington	1	0	1	0	0/0	0	0	6
Bienemann	1	0	1	0	0/0	0	0	6
<b>Team</b>	<b>49</b>	<b>9</b>	<b>32</b>	<b>8</b>	<b>47/4821</b>	<b>300</b>	<b>404</b>	
<b>Opponents</b>	<b>45</b>	<b>13</b>	<b>26</b>	<b>6</b>	<b>39/3928</b>	<b>332</b>	<b>399</b>	

### PASSING

	Att.	Comp.	Yds.	Comp. %	Yds./Att.	TD	TD%	Int.	Int. %	Long	Sack/Lost	Rating
Warner	451	281	3417	62.3%	7.6	27	6.0%	17	3.8%	62	20/140	89.8
Leinart	112	60	647	53.6%	5.8	2	1.8%	4	3.6%	40	4/23	61.9
Rattay	27	15	164	55.6%	6.1	3	11.1%	3	11.1%	42	0/0	71.2
Boldin	0	0	0	0.0%	0.0%	0	0.0%	0	0.0%	0	0/0	0.0
<b>Team</b>	<b>590</b>	<b>356</b>	<b>4228</b>	<b>60.3%</b>	<b>7.2</b>	<b>32</b>	<b>5.4%</b>	<b>24</b>	<b>4.1%</b>	<b>62</b>	<b>24/163</b>	<b>83.4</b>
<b>Opponents</b>	<b>570</b>	<b>361</b>	<b>3958</b>	<b>63.3%</b>	<b>6.9</b>	<b>26</b>	<b>4.6%</b>	<b>18</b>	<b>3.2%</b>	<b>74t</b>	<b>36/242</b>	<b>85.8</b>

### SACKS

Dockett 9.0, Pace 6.5, Smith 5.5, Hayes 4.0, Dansby 3.5, Blackstock 3.0, Berry 2.5, Tafoya 2.0. **Team:36.0, Opponents 24.0**

### RUSHING

	No.	Yds	Avg	Long	TD
James	324	1222	3.8	27	7
Arrington	26	78	3.0	12	0
Leinart	11	42	3.8	20	0
Shipp	15	41	2.7	14	1
Warner	17	15	0.9	9	1
Boldin	1	14	14.0	14	0
Morey	1	13	13.0	13	0
Breaston	2	8	4.0	10	0
Rattay	2	5	2.5	5	0
Smith	1	3	3.0	3	0
Berger	1	0	0.0	0	0
Hasselbeck	1	-1	-1.0	-1	0
<b>Team</b>	<b>402</b>	<b>1440</b>	<b>3.6</b>	<b>27</b>	<b>9</b>
<b>Opponents</b>	<b>407</b>	<b>1567</b>	<b>3.9</b>	<b>75</b>	<b>13</b>

### RECEIVING

	No.	Yds	Avg	Long	TD
Fitzgerald	100	1409	14.1	48t	10
Boldin	71	853	12.0	44t	9
Johnson	46	528	11.5	30	2
Arrington	29	241	8.3	32	1
James	24	204	8.5	26	0
Pope	23	238	10.3	31	5
Urban	22	329	15.0	42	2
Morey	8	131	16.4	62	0
Breaston	8	92	11.5	22	0
Patrick	7	73	10.4	21	2
Smith	7	59	8.4	16	0
Bienemann	7	46	6.6	13	1
Shipp	4	25	6.3	9	0
<b>Team</b>	<b>356</b>	<b>4228</b>	<b>11.9</b>	<b>62</b>	<b>32</b>
<b>Opponents</b>	<b>361</b>	<b>3958</b>	<b>11.0</b>	<b>74t</b>	<b>26</b>

### INTERCEPTIONS

	No.	Yds	Avg	Long	TD
Rolle	5	231	46.2	57	3
Hood	5	196	39.2	71t	2
Dansby	3	55	18.3	28	0
Wilson	2	20	10.0	20	0
Hayes	1	30	30.0	30t	1
Pace	1	14	14.0	14	0
Brown	1	5	5.0	5	0
<b>Team</b>	<b>18</b>	<b>551</b>	<b>30.6</b>	<b>71t</b>	<b>6</b>
<b>Opponents</b>	<b>24</b>	<b>380</b>	<b>15.8</b>	<b>84t</b>	<b>3</b>

### PUNT RETURNS

	Ret	FC	Yds	Avg	Long	TD
S.Breaston	42	6	395	9.4	73t	1
<b>Team</b>	<b>42</b>	<b>6</b>	<b>395</b>	<b>9.4</b>	<b>73t</b>	<b>1</b>
<b>Opponents</b>	<b>38</b>	<b>15</b>	<b>496</b>	<b>13.1</b>	<b>75t</b>	<b>11</b>

### KICKOFF RETURNS

	No.	Yds	Avg	Long	TD
Breaston	62	1391	22.4	59	0
Arrington	11	251	22.8	56	0
Morey	1	40	40.0	40	0
<b>Team</b>	<b>74</b>	<b>1682</b>	<b>22.7</b>	<b>59</b>	<b>0</b>
<b>Opponents</b>	<b>60</b>	<b>1389</b>	<b>23.2</b>	<b>80</b>	<b>0</b>

### PUNTING

	No.	Yds	Avg	Net	TB	In	Ln	B
Barr	59	2385	40.4	31.7	5	15	61	1
Berger	20	813	40.7	33.0	2	6	56	0
<b>Team</b>	<b>79</b>	<b>3198</b>	<b>40.0</b>	<b>32.0</b>	<b>7</b>	<b>21</b>	<b>61</b>	<b>1</b>
<b>Opponents</b>	<b>73</b>	<b>3181</b>	<b>43.6</b>	<b>37.1</b>	<b>4</b>	<b>20</b>	<b>60</b>	<b>0</b>

### FIELD GOALS

	1-19	20-29	30-39	40-49	50+
Rackers	2/2	5/5	6/8	5/6	3/9
<b>Team</b>	<b>2/2</b>	<b>5/5</b>	<b>6/8</b>	<b>5/6</b>	<b>3/9</b>
<b>Opponents</b>	<b>1/1</b>	<b>9/10</b>	<b>10/10</b>	<b>8/10</b>	<b>0/2</b>

### USUAL STARTING LINEUP

Offense	Defense
<b>WR</b> ...Larry Fitzgerald	<b>LE</b> ....Antonio Smith
<b>LT</b> .....Mike Gandy	<b>NT</b> .....Gabe Watson
<b>LG</b> .....Reggie Wells	<b>DT</b> .....Darnell Dockett
<b>C</b> .....Al Johnson	<b>RE</b> .....Bertrand Berry
<b>RG</b> .....Deuce Lutui	<b>WLB</b> ...Karlus Dansby
<b>RT</b> .....Levi Brown	<b>MLB</b> ....Gerald Hayes
<b>TE</b> ....Leonard Pope	<b>SLB</b> ....Calvin Pace
<b>WR</b> ....Anquan Boldin	<b>WR</b> .....Rod Hood
<b>QB</b> .....Kurt Warner	<b>RCB</b> .....Eric Green
<b>FB</b> ....Terrelle Smith	<b>SS</b> ....Adrian Wilson
<b>RB</b> ....Edgerrin James	<b>FS</b> .....Terrence Holt

### NOTES

Under first year head coach **Ken Whisenunt**, the Cardinals finished the season with an 8-8 record, their best finish since 1998 ... the team finished with a home record of 6-2, their best home record since they finished 6-1 in 1976 ... **Kurt Warner** took over as the starting QB in week six after **Matt Leinart** injured his shoulder and throws for 27 touchdowns, the second-highest passing TD total in team history ... **Larry Fitzgerald** earned his second Pro Bowl nod after leading the NFC in both receptions (100) and receiving yards (1,409) and he also tied the franchise record with TD receptions in five consecutive games ... **Edgerrin James** rushed for 1,222 yards on the season, joining Ottis Anderson as the only Cardinal running backs to record a season with 1,200+ yards rushing while the two are also the only ones with back-to-back 1,000-yard seasons ... **Anquan Boldin** became the fastest receiver in NFL history to reach 400 receptions (doing so in his 67th career game) while also establishing a new career-high with nine touchdown receptions ... **Antriel Rolle's** three interception returns for touchdowns in led the NFL and tied for the second-most in NFL history for a single-game while his two interceptions returns in week 11 at Cincinnati tied the NFL record for a single game ... **Darnell Dockett** collected nine sacks on the year, tying the franchise record for sacks by a defensive tackle and led the NFL among interior defensive linemen ... for the second season in a row the team sold out every home game and set a new season attendance record with 516,646 fans attending a regular season game.

### FINAL NFC WEST STANDINGS

Team	W	L	T	Pct.	Pts.	OP
Seattle	10	6	0	.625	393	291
Arizona	8	8	0	.500	404	399
San Francisco	5	11	0	.312	219	364
St. Louis	3	13	0	.188	263	438



## 2008 (9-7)

### HEAD COACH KEN WHISENHUNT

Sep. 7	at San Francisco	W	23-13	67,186
Sep. 14	Miami	W	31-10	63,445
Sep. 21	at Washington	L	17-24	90,060
Sep. 28	at NY Jets	L	35-56	78,222
Oct. 5	Buffalo	W	41-17	63,830
Oct. 12	Dallas	W	30-24 (OT)	64,389
Oct. 19	Open Date			
Oct. 26	at Carolina	L	23-27	72,010
Nov. 2	at St. Louis	W	34-13	61,303
Nov. 10	San Francisco	W	29-24	64,519
Nov. 16	at Seattle	W	26-20	67,616
Nov. 23	NY Giants	L	29-37	64,541
Nov. 27	at Philadelphia	L	20-48	69,144
Dec. 7	St. Louis	W	34-10	63,720
Dec. 14	Minnesota	L	14-35	64,457
Dec. 21	at New England	L	7-47	68,756
Dec. 28	Seattle	W	34-21	63,874

Home: 6-2 (512,775). Away: 3-5 (574,297)

### NFC Wild Card Game

Jan. 3 Atlanta W 30-24 62,848

### NFC Divisional Playoff

Jan. 10 at Carolina W 33-13 73,695

### NFC Championship Game

Jan. 18 Philadelphia W 32-25 70,650

### Super Bowl XLIII

Feb. 1 Pittsburgh L 23-27 70,774

## TEAM STATISTICS

	Cards	Opp.
<b>Total First Downs</b> .....	<b>328</b>	<b>312</b>
Rushing	72	117
Passing	231	172
Penalty	25	23
3rd Down: Made/Att	83/198	92/207
3rd Down Pct.	41.9%	44.4%
4th Down: Made/Att	8/16	13/17
4th Down Pct.	50.0%	76.5%
<b>Possession Avg.</b> .....	<b>30:09</b>	<b>29:51</b>
<b>Total Net Yards</b> .....	<b>5852</b>	<b>5304</b>
Avg. Per Game	365.8	331.5
Total Plays	998	993
Avg. Per Play	5.9	5.3
<b>Net Yards Rushing</b> .....	<b>1178</b>	<b>1764</b>
Avg. Per Game	73.6	110.3
Total Rushes	340	445
<b>Net Yards Passing</b> .....	<b>4674</b>	<b>3540</b>
Avg. Per Game	292.1	221.3
Sacked/Yards Lost	28/201	31/191
Gross Yards	4875	3731
Att./Completions	630/418	517/323
Completion Pct.	66.3%	62.5%
Had Intercepted	15	13
<b>Punts/Average</b> .....	<b>60/41.8</b>	<b>61/45.5</b>
<b>Net Punting Avg.</b> .....	<b>34.1</b>	<b>40.0</b>
<b>Penalties/Yards</b> .....	<b>107/781</b>	<b>98/816</b>
<b>Fumbles/Ball Lost</b> .....	<b>27/15</b>	<b>26/17</b>
<b>Touchdowns</b> .....	<b>51</b>	<b>52</b>
Rushing	14	13
Passing	31	36
Returns	6	3

## SCORE BY PERIOD

	Q1	Q2	Q3	Q4	OT	PTS
Team	64	117	154	86	6	427
Opponents	84	150	81	111	0	426

## SCORING

	TD	RU	PA	RT	K-PAT	FG	S	PTS
Rackers	0	0	0	0	44/44	25/28	0	119
Fitzgerald	12	0	12	0	0/0	0/0	0	72
Boldin	11	0	11	0	0/0	0/0	0	66
Hightower	10	0	10	0	0/0	0/0	0	60
Urban	4	0	4	0	0/0	0/0	0	24
James	3	3	0	0	0/0	0/0	0	20
Arrington	3	1	1	1	0/0	0/0	0	18
Breaston	3	0	3	0	0/0	0/0	0	18
R-Cromartie	1	0	0	1	0/0	0/0	0	6

## PASSING

	Att.	Comp.	Yds.	Comp. %	Yds./Att.	TD	TD%	Int.	Int. %	Yng	Sack/Lost	Rating
Warner	598	401	4583	67.1%	7.7	30	5.0%	14	2.3%	79t	26/182	96.9
Leinart	29	15	264	51.7%	9.1	1	3.4%	1	3.4%	78t	2/19	80.2
Urban	1	1	18	100.0%	18.0	0	0.0%	0	0.0%	18	0/0	118.8
Johnson	1	1	10	100.0%	10.0	0	0.0%	0	0.0%	10	0/0	108.3
Arrington	1	0	0	0.0%	0.0	0	0.0%	0	0.0%	0	0/0	39.6
<b>Team</b>	<b>630</b>	<b>418</b>	<b>4875</b>	<b>66.3%</b>	<b>7.7</b>	<b>31</b>	<b>4.9%</b>	<b>15</b>	<b>2.4%</b>	<b>79t</b>	<b>28/201</b>	<b>96.1</b>
<b>Opponents</b>	<b>517</b>	<b>323</b>	<b>3731</b>	<b>62.5%</b>	<b>7.2</b>	<b>36</b>	<b>7.0%</b>	<b>13</b>	<b>2.5%</b>	<b>79t</b>	<b>31/191</b>	<b>97.0</b>

## SCORING (CONT.)

	TD	RU	PA	RT	K-PAT	FG	S	PTS
Dockett	1	0	0	1	0/0	0/0	0	6
Rolle	1	0	0	1	0/0	0/0	0	6
Beisel	1	0	0	1	0/0	0/0	0	6
Hood	1	0	0	1	0/0	0/0	0	6
<b>Team</b>	<b>51</b>	<b>14</b>	<b>31</b>	<b>6</b>	<b>44/4425</b>	<b>28/1</b>	<b>427</b>	
<b>Opponents</b>	<b>52</b>	<b>13</b>	<b>36</b>	<b>3</b>	<b>49/4921</b>	<b>27/1</b>	<b>426</b>	

2-Pt. Conversions: Team 1/6, Opponents 1/3

## SACKS

Berry 5.0, Okeafear 4.5, Dansby 4.0, Dockett 4.0, LaBoy 4.0, Smith 3.5, Wilson 2.5, C.Haggans 1.0, Robinson 1.0, Watson 1.0, Hayes 0.5.

**Team 31.0, Opponents 27.0**

## RUSHING

	No.	Yds	Avg	Long	TD
James	133	514	3.9	35	3
Hightower	143	399	2.8	30t	10
Arrington	31	187	6.0	30	1
Boldin	9	67	7.4	30	0
Breaston	2	8	4.0	4	0
Leinart	4	5	1.3	8	0
Warner	18	-2	-0.1	11	0
<b>Team</b>	<b>340</b>	<b>1178</b>	<b>3.5</b>	<b>35</b>	<b>14</b>
<b>Opponents</b>	<b>445</b>	<b>1764</b>	<b>4.0</b>	<b>41t</b>	<b>13</b>

## RECEIVING

	No.	Yds	Avg	Long	TD
Fitzgerald	96	1431	14.9	78t	12
Boldin	89	1038	11.7	79t	11
Breaston	77	1006	13.1	58	3
Urban	34	448	13.2	56t	4
Hightower	34	237	7.0	26	0
Arrington	29	255	8.8	35	1
Doucet	14	90	6.4	12	0
James	12	85	7.1	16	0
Patrick	11	104	9.5	19	0
Pope	9	77	8.6	25	0
Castille	4	11	2.8	5	0
Tuman	3	41	13.7	18	0
Smith	2	24	12.0	18	0
Spach	2	15	7.5	8	0
Rolle	1	9	9.0	9	0
Brown	1	4	4.0	4	0
Campbell	0	0	0.0	0	0
<b>Team</b>	<b>418</b>	<b>4875</b>	<b>11.7</b>	<b>79t</b>	<b>31</b>
<b>Opponents</b>	<b>323</b>	<b>3731</b>	<b>11.6</b>	<b>87t</b>	<b>36</b>

## INTERCEPTIONS

	No.	Yds	Avg	Long	TD
Rodgers-Cromartie	4	157	39.3	99t	1
Dansby	2	47	23.5	34	0
Wilson	2	37	18.5	28	0
Rolle	1	40	40.0	40t	1
Okeafear	1	39	39.0	39	0
Green	1	1	1.0	1	0
Brown	1	0	0.0	0	0
Hood	1	0	0.0	0	0
<b>Team</b>	<b>13</b>	<b>321</b>	<b>24.7</b>	<b>99t</b>	<b>2</b>
<b>Opponents</b>	<b>15</b>	<b>276</b>	<b>18.4</b>	<b>58</b>	<b>1</b>

## PUNT RETURNS

	Ret	FC	Yds	Avg	Long	TD
Breaston	33	10	237	7.2	25	0
<b>Team</b>	<b>33</b>	<b>10</b>	<b>237</b>	<b>7.2</b>	<b>25</b>	<b>0</b>
<b>Opponents</b>	<b>29</b>	<b>13</b>	<b>381</b>	<b>13.1</b>	<b>82t</b>	<b>1</b>

## KICKOFF RETURNS

	No.	Yds	Avg	Long	TD
Arrington	36	923	25.6	93t	1
Breaston	33	667	20.2	38	0
Morey	2	23	11.5	15	0
Campbell	2	16	8.0	16	0
Urban	2	1	0.5	1	0
<b>Team</b>	<b>75</b>	<b>1630</b>	<b>21.7</b>	<b>93t</b>	<b>1</b>
<b>Opponents</b>	<b>69</b>	<b>1724</b>	<b>25.0</b>	<b>104t</b>	<b>1</b>

## PUNTING

	No.	Yds	Avg	Net	TB	In	Lg	B
Johnson	40	1670	41.8	35.2	4	13	59	0
Graham	20	839	42.0	32.0	0	7	59	0
<b>Team</b>	<b>602509</b>	<b>41.8</b>	<b>34.1</b>	<b>4</b>	<b>20</b>	<b>59</b>	<b>0</b>	<b>0</b>
<b>Opponents</b>	<b>602777</b>	<b>45.5</b>	<b>40.0</b>	<b>5</b>	<b>20</b>	<b>63</b>	<b>1</b>	<b>0</b>

## FIELD GOALS

	1-19	20-29	30-39	40-49	50+
N. Rackers	0/0	9/9	9/11	6/6	1/2
<b>Team</b>	<b>0/0</b>	<b>9/9</b>	<b>9/11</b>	<b>6/6</b>	<b>1/2</b>
<b>Opponents</b>	<b>0/0</b>	<b>4/4</b>	<b>9/11</b>	<b>5/8</b>	<b>3/4</b>

## USUAL STARTING LINEUP

Offense	Defense
WR...Larry Fitzgerald	LE.....Antonio Smith
LT.....Mike Gandy	NT.....Bryan Robinson
LG.....Reggie Wells	DT.....Darnell Dockett
C.....Lyle Sendlein	RE.....Travis LaBoy
RG.....Deuce Luib	WLB.....Karlus Dansby
RT.....Levi Brown	MLB.....Gerald Hayes
TE.....Leonard Pope	SLB.....Chike Okeafear
WR.....Anquan Boldin	LCB.....Rod Hood
QB.....Kurt Warner	RCB...D. Rodgers-Cromartie
FB.....Terrelle Smith	SS.....Adrian Wilson
RB...Edgerrin James/ Tim Hightower	FS.....Antrel Rolle

## NOTES

The Cardinals capped 2008 season with a memorable playoff run, winning the NFC Championship game against Philadelphia and playing in Super Bowl XLIII vs. Pittsburgh... won their first division title since 1975, winning the NFC West with a perfect 6-0 division record and finishing the regular season 9-7 overall... under second-year head coach **Ken Whisenhunt**, Cardinals made first playoff appearance since 1998 in Wild Card game vs. Falcons, and earned second road playoff win in franchise history with victory at Carolina... became first #4 seed to host a conference championship game and first #4 seed to advance to Super Bowl... Cardinals recorded 12 wins on the season, the most in a single-season in franchise history and they won more playoff games in 2008 (3) than they had in their total playoff history (2)... finished the regular season with an 8-2 home record and improved record at University of Phoenix Stadium to 14-4 under Whisenhunt... **Kurt Warner** sets franchise record with 30 TD passes while also earning his fourth Pro Bowl selection... Warner also sets team marks for attempts, completions, completions percentage, passer rating and finished second in passing yards... **Larry Fitzgerald** earned his second consecutive Pro Bowl selection and third overall after once again leading the NFC in both receptions (96) and receiving yards (1,431) while also collecting a career high 12 touchdowns... Fitzgerald set single postseason records for receptions (30), yards (546), and receiving touchdowns (7) while also collecting over 100 receiving yards in all four postseason games... **Anquan Boldin** earned his third trip to the Pro Bowl after becoming the first receiver in team history to have four 1,000 yard receiving seasons to go along with a career high 11 TDs... reached 500 receptions in 80th game, reaching the milestone in fewer games than any other receiver in NFL history... also set franchise mark with 24 100-yard receiving games... **Tim Hightower** 10 rushing TDs during the regular season set a franchise record for rookie... **Rookie Dominique Rodgers-Cromartie** led the team with four INTs during the regular season including tying the franchise record for longest INT return with a 99-yard return for a touchdown against St. Louis... for the third season in a row, the team sold out every home game including both playoff contests.

## FINAL NFC WEST STANDINGS

Team	W	L	T	Pct.	Pts.	OP
Arizona	9	7	0	.563	427	426
San Francisco	7	9	0	.438	339	381
Seattle	4	12	0	.250	294	392
St. Louis	2	14	0	.125	232	465

## 2009 (10-6) HEAD COACH KEN WHISENHUNT

Sept. 13	San Francisco	W 16-20	61,981
Sept. 20	at Jacksonville	W 31-17	46,520
Sept. 27	Indianapolis	L 10-31	62,692
Oct. 4	Open Date		
Oct. 11	Houston	W 28-21	61,819
Oct. 18	at Seattle	W 27-3	67,588
Oct. 25	at NY Giants	W 24-17	78,299
Nov. 1	Carolina	L 21-34	62,031
Nov. 8	at Chicago	W 41-21	62,309
Nov. 15	Seattle	W 31-20	62,878
Nov. 22	at St. Louis	W 21-13	59,239
Nov. 29	at Tennessee	L 17-20	69,149
Dec. 6	Minnesota	W 30-17	64,121
Dec. 14	at San Francisco	L 9-24	69,732
Dec. 20	at Detroit	W 31-24	40,577
Dec. 27	St. Louis	W 31-10	62,624
Jan. 3	Green Bay	L 7-33	67,597

375-325  
Home: 4-4 (505,143). Away: 6-2 (494,013)  
NFC Wild Card Game  
Jan. 10 Green Bay W 51-45 (OT) 61,926  
NFC Divisional Playoff  
Jan. 16 at New Orleans L 14-65 70,149  
65-90

## TEAM STATISTICS

<b>Total First Downs</b> .....	<b>317</b>	<b>289</b>
Rushing	77	81
Passing	215	188
Penalty	25	20
3rd Down: Made/Att	69/190	82/232
3rd Down Pct.	36.3%	35.3%
4th Down: Made/Att	5/9	12/24
4th Down Pct.	55.6%	50.0%
<b>Possession Avg.</b> .....	<b>29:52</b>	<b>30:08</b>
<b>Total Net Yards</b> .....	<b>5510</b>	<b>5543</b>
Avg. Per Game	344.4	346.4
Total Plays	985	1038
Avg. Per Play	5.6	5.3
<b>Net Yards Rushing</b> ....	<b>1494</b>	<b>1804</b>
Avg. Per Game	93.4	112.8
Total Rushes	365	402
<b>Net Yards Passing</b> .....	<b>4016</b>	<b>3739</b>
Avg. Per Game	251.0	233.7
Sacked/Yards Lost	26/184	43/259
Gross Yards	4200	3998
Att./Completions	594/392	593/346
Completion Pct.	66.0%	58.3%
Had Intercepted	18	21
<b>Punts/Average</b> .....	<b>86/47.0</b>	<b>84/44.9</b>
<b>Net Punting Avg.</b> .....	<b>40.6</b>	<b>39.4</b>
<b>Penalties/Yards</b> ....	<b>108/886</b>	<b>104/840</b>
<b>Fumbles/Ball Lost</b> ....	<b>32/18</b>	<b>20/8</b>
<b>Touchdowns</b> .....	<b>46</b>	<b>38</b>
Rushing	16	13
Passing	27	22
Returns	3	3

## SCORE BY PERIOD

	Q1	Q2	Q3	Q4	OT	Pts
Team	76	132	82	85	0	375
Opponents	67	101	62	95	0	325

## SCORING

	TD	RU	PA	RT	K-PAT	FG	S	Pts	
Rackers	0	0	0	0	0	37/3816	17	0	85
Fitzgerald	13	0	13	0	0/0	0/0	0	78	
Hightower	8	8	0	0	0/0	0/0	0	48	
Wells	7	7	0	0	0/0	0/0	0	42	
Boldin	5	1	4	0	0/0	0/0	0	30	
Breaston	3	0	3	0	0/0	0/0	0	18	
Nugent	0	0	0	0	8/8	2/2	0	14	
S-Howling	2	0	1	1	0/0	0/0	0	12	
Patrick	2	0	2	0	0/0	0/0	0	12	
Wright	2	0	2	0	0/0	0/0	0	12	
Rolle	1	0	0	1	0/0	0/0	0	6	
R-Cromartie	1	0	1	0/0	0/0	0/0	0	6	
Doucet	1	0	1	0/0	0/0	0/0	0	6	
Becht	1	0	1	0/0	0/0	0/0	0	6	
<b>Team</b>	<b>46</b>	<b>16</b>	<b>27</b>	<b>3</b>	<b>45</b>	<b>4618</b>	<b>190</b>	<b>375</b>	
<b>Opponents</b>	<b>38</b>	<b>13</b>	<b>22</b>	<b>3</b>	<b>38</b>	<b>3819</b>	<b>250</b>	<b>325</b>	

2-Pt. Conversions: Team 0/0, Opponents 0/0

## PASSING

	Att.	Comp.	Yds.	Comp. %	Yds./Att.	TD	TD%
Warner	513	339	3753	66.1%	7.3	26	5.1%
Leinart	77	51	435	66.2%	5.6	0	0.0%
St. Pierre	4	2	12	50.0%	3.0	1	25.0%
<b>Team</b>	<b>594</b>	<b>392</b>	<b>4200</b>	<b>66.0%</b>	<b>7.1</b>	<b>27</b>	<b>4.5%</b>
<b>Opponents</b>	<b>593</b>	<b>346</b>	<b>3998</b>	<b>58.3%</b>	<b>6.7</b>	<b>22</b>	<b>3.7%</b>

## SACKS

Dockett 7.0, Campbell 7.0, Berry 6.0, Haggans 5.0, Okeafar 4.5, Branch 2.0, Wilson 2.0, Iwebema 2.0, Davis 2.0, Rolle 1.5, Robinson 1.0, Banks 1.0, Dansby 1.0. Team 42.0, Opponents 26.0

## RUSHING

	No.	Yds	Avg	Long	TD
Wells	176	793	4.5	33	7
Hightower	143	598	4.2	50	8
Breaston	2	44	22.0	25	0
Wright	3	17	5.7	8	0
S-Howling	6	15	2.5	5	0
Boldin	3	12	4.0	5t	1
Warner	21	10	0.5	10	0
Rolle	1	9	9.0	9	0
St. Pierre	1	2	2.0	2	0
Leinart	9	-6	-0.7	1	0
<b>Team</b>	<b>365</b>	<b>1494</b>	<b>4.1</b>	<b>50</b>	<b>16</b>
<b>Opponents</b>	<b>402</b>	<b>1804</b>	<b>4.5</b>	<b>85t</b>	<b>13</b>

## RECEIVING

	No.	Yds	Avg	Long	TD
Fitzgerald	97	1092	11.3	34t	13
Boldin	84	1024	12.2	44	4
Hightower	63	428	6.8	23	0
Breaston	55	712	12.9	45	3
Urban	18	186	10.3	40	0
Doucet	17	214	12.6	29	1
Patrick	12	146	12.2	28	2
Wells	12	143	11.9	25	0
S-Howling	10	83	8.3	15	1
Wright	9	53	5.9	10	2
Becht	7	61	8.7	16	1
Spach	4	38	9.5	22	0
Kreider	4	20	5.0	8	0
<b>Team</b>	<b>392</b>	<b>4200</b>	<b>10.7</b>	<b>45</b>	<b>27</b>
<b>Opponents</b>	<b>346</b>	<b>3998</b>	<b>11.6</b>	<b>72</b>	<b>22</b>

## INTERCEPTIONS

	No.	Yds	Avg	Long	TD
R-Cromartie	6	77	12.8	49t	1
Wilson	5	56	11.2	41	0
Rolle	4	71	17.8	29	0
Brown	1	85	85.0	80	0
Ware	1	18	18.0	18	0
Adams	1	17	17.0	17	0
Dansby	1	11	11.0	11	0
Dockett	1	3	3.0	3	0
Toler	1	0	0.0	0	0
<b>Team</b>	<b>21</b>	<b>338</b>	<b>16.1</b>	<b>80</b>	<b>1</b>
<b>Opponents</b>	<b>18</b>	<b>312</b>	<b>17.3</b>	<b>101t</b>	<b>3</b>

## PUNT RETURNS

	Ret	FC	Yds	Avg	Long	TD
Breaston	38	11	253	6.7	64	0
Rolle	6	2	55	9.2	27	0
Toler	1	0	0.0	0.0	0	0
<b>Team</b>	<b>45</b>	<b>13</b>	<b>308</b>	<b>6.8</b>	<b>64</b>	<b>0</b>
<b>Opponents</b>	<b>47</b>	<b>14</b>	<b>493</b>	<b>10.5</b>	<b>62</b>	<b>0</b>

## KICKOFF RETURNS

	No.	Yds	Avg	Long	TD
S-Howling	52	1257	24.2	99t	1
Wright	2	27	13.5	18	0
<b>Team</b>	<b>54</b>	<b>1284</b>	<b>23.8</b>	<b>99t</b>	<b>1</b>
<b>Opponents</b>	<b>61</b>	<b>1248</b>	<b>20.5</b>	<b>63</b>	<b>0</b>

## PUNTING

	No.	Yds	Avg	Net	TB	In	Lg	B
Graham	86	4045	47.0	40.6	3	42	64	0
<b>Team</b>	<b>86</b>	<b>4045</b>	<b>47.0</b>	<b>40.6</b>	<b>3</b>	<b>42</b>	<b>64</b>	<b>0</b>
<b>Opponents</b>	<b>84</b>	<b>3774</b>	<b>44.9</b>	<b>39.4</b>	<b>8</b>	<b>30</b>	<b>64</b>	<b>0</b>

## FIELD GOALS

	1-19	20-29	30-39	40-49	50+
Rackers	0/0	4/4	6/6	6/7	0/0
Nugent	1/1	0/0	0/0	1/1	0/0
<b>Team</b>	<b>1/1</b>	<b>4/4</b>	<b>6/6</b>	<b>7/8</b>	<b>0/0</b>
<b>Opponents</b>	<b>0/0</b>	<b>8/8</b>	<b>8/10</b>	<b>1/3</b>	<b>2/4</b>

## USUAL STARTING LINEUP

<b>Offense</b>		<b>Defense</b>	
WR ... Larry Fitzgerald	DE ... Calais Campbell	LT ... Mike Gandy	NT ... Bryan Robinson
LG ... Reggie Wells	DT ... Darnell Dockett	C ... Lyle Sendlein	ROLB ... Chike Okeafar
RG ... Deuce Lute	ILB ... Karlous Dansby	RT ... Levi Brown	ILB ... Gerald Hayes
TE ... Anthony Becht	LOLB ... Clark Haggans	WR ... Anquan Boldin	RCB ... Bryant McFadden
QB ... Kurt Warner	LCB ... D. Rodgers-Cromartie	FB ... Dan Kreider	SS ... Adrian Wilson
RB ... Tim Hightower	FS ... Antrel Rolle		

## NOTES

The Cardinals earned their first back-to-back division titles since 1974-75 with a 10-6 regular season record, their best record since the NFL went to a 16-game schedule in 1978 ... hosted a playoff game for the second straight season and beat the Green Bay Packers 51-45 an overtime thriller that was the highest scoring game in NFL postseason history ... improved the Cardinals record to 4-0 all-time in home postseason games and gave the team postseason wins in back-to-back seasons for first time ever ... avoided the Super Bowl curse by becoming just the third team since 1999 to return to the postseason after finishing as Super Bowl runner-up ... third-year head coach Ken Whisenhunt led the Cardinals to their second straight division title ... first time since 1976 that the Cardinals have posted 10+ wins in a regular season ... the Cardinals were 6-2 on the road, the most road wins in a single season since 1963 (6) ... for the first time since 1975, the Cardinals went without back-to-back losses in a single season; they were the only NFL team in 2009 to accomplish the feat ... Kurt Warner became first quarterback in team history to throw for 3,000+ yards and 20+ touchdowns in three consecutive seasons ... Larry Fitzgerald earned his third consecutive Pro Bowl selection and fourth overall after leading the NFL for a second consecutive season with a career-high 13 touchdown receptions ... Anquan Boldin reached 586 receptions for his career and passed Larry Centers (535) to become the franchise's all-time leader in receptions ... Adrian Wilson had two sacks and five interceptions to become the 10th player in NFL history with 20 sacks and 20 interceptions in their career while also earning third Pro Bowl selection and All-Pro first team honors ... Ben Graham tied NFL record with 42 punts inside the 20-yard line ... Dominique Rodgers-Cromartie, Antrel Rolle and Darnell Dockett selected to Pro Bowl along with Wilson and Fitzgerald... for the fourth season in a row, the team sold out every home game including the Wild Card Playoff contest.

## FINAL NFC WEST

<b>Standings</b>	W	L	T	Pct.	Pts.	OP
Arizona	10	6	0	.625	375	325
San Francisco	8	8	0	.500	330	281
Seattle	5	11	0	.313	280	390
St. Louis	1	15	0	.063	175	436

	W	L	T	Pct.	Loss/Total	Rating
Arizona	10	6	0	.625	24/172	93.2
San Francisco	8	8	0	.500	2/12	64.6
Seattle	5	11	0	.313	9/0	56.3
<b>Team</b>	<b>45</b>	<b>45</b>	<b>26</b>	<b>33.3%</b>	<b>43/184</b>	<b>89.1</b>
<b>Opponents</b>	<b>72</b>	<b>42</b>	<b>23</b>	<b>35.5%</b>	<b>26/159</b>	<b>76.4</b>





## 2010 (5-11)

### HEAD COACH KEN WHISENHUNT

Sept. 12 at St. Louis	W	17-13	52,440
Sept. 19 at Atlanta	L	7-41	66,824
Sept. 26 Oakland	W	24-23	62,439
Oct. 3 at San Diego	L	10-41	63,189
Oct. 10 New Orleans	W	30-20	62,621
Oct. 17 Open Date			
Oct. 24 at Seattle	L	10-22	67,038
Oct. 31 Tampa Bay	L	35-38	61,857
Nov. 7 at Minnesota	L	24-27 (OT)	64,120
Nov. 14 Seattle	L	18-36	61,904
Nov. 21 at Kansas City	L	13-31	66,247
Nov. 29 San Francisco	L	6-27	63,208
Dec. 5 St. Louis	L	6-19	61,874
Dec. 12 Denver	W	43-13	62,223
Dec. 19 at Carolina	L	12-19	71,849
Dec. 25 Dallas	W	27-26	63,971
Jan. 2 at San Francisco	L	7-38	69,732

289,434

Home 4-4 (500,097). Away 1-7 (521,439).

### TEAM STATISTICS

	Cards	Opp.
<b>Total First Downs</b> .....	<b>241</b>	<b>339</b>
Rushing	67	123
Passing	154	178
Penalty	20	38
3rd Down: Made/Att	58/209	87/233
3rd Down Pct.	27.8%	37.3%
4th Down: Made/Att	7/18	9/17
4th Down Pct.	38.9%	52.9%
<b>Possession Avg</b> .....	<b>26:14</b>	<b>33:46</b>
<b>Total Net Yards</b> .....	<b>4309</b>	<b>5977</b>
Avg. Per Game	269.3	373.6
Total Plays	931	1092
Avg. Per Play	4.6	5.5
<b>Net Yards Rushing</b> .....	<b>1388</b>	<b>2323</b>
Avg. Per Game	86.8	145.2
Total Rushes	320	526
<b>Net Yards Passing</b> .....	<b>2921</b>	<b>3654</b>
Avg. Per Game	182.6	228.4
Sacked/Yards Lost	50/343	33/227
Gross Yards	3264	3881
Att./Completions	561/285	533/324
Completion Pct.	50.8%	60.8%
Had Intercepted	19	17
<b>Punts/Average</b> .....	<b>94/43.4</b>	<b>64/47.4</b>
<b>Net Punting Avg</b> .....	<b>36.6</b>	<b>41.4</b>
<b>Penalties/Yards</b> ....	<b>108/870</b>	<b>108/894</b>
<b>Fumbles/Ball Lost</b> ....	<b>33/16</b>	<b>22/13</b>
<b>Touchdowns</b> .....	<b>31</b>	<b>45</b>
Rushing	9	19
Passing	10	22
Returns	12	4

### SCORE BY PERIODS

	Q1	Q2	Q3	Q4	OT	Pts
Team	53	98	44	94	0	289
Opponents	87	149	102	93	3	434

### SCORING

	TD	Ru	Pa	Rt	PAT	FG2Pt	Pts
Feely	1	1	0	0	29/2924	27	0 107
Fitzgerald	6	0	6	0	0/0	0	1 38
Hightower	5	5	0	0	0/0	0	1 30
S-Howling	3	1	0	2	0/0	0	1 18
Wells	2	2	0	0	0/0	0	1 12
Roberts	2	2	0	0	0/0	0	1 12
R-Cromartie	2	0	2	0	0/0	0	1 12
Rhodes	2	0	2	0	0/0	0	1 12
Breaston	2	0	1	1	0/0	0	1 12
Adams	1	0	1	0	0/0	0	1 6
L.Brown	1	0	1	0	0/0	0	1 6
Dockett	1	0	1	0	0/0	0	1 6
Hayes	1	0	1	0	0/0	0	1 6
Doucet	1	0	1	0	0/0	0	1 6
Toler	1	0	1	0	0/0	0	1 6
<b>Team</b>	<b>31</b>	<b>9</b>	<b>10</b>	<b>12</b>	<b>29/2924</b>	<b>27</b>	<b>1 289</b>
<b>Opponents</b>	<b>45</b>	<b>19</b>	<b>22</b>	<b>4</b>	<b>44/4540</b>	<b>510</b>	<b>4 434</b>

2-Pt. Conversions: Team 1/2, Opponents 0/0

### PASSING

	Att	Cmp	Yds	Cmp%	Yds/Att	TD	TD%	Int	Int%	Long	Sack/Lost	Rating
Anderson	327	169	2065	51.7%	6.3	7	2.1%	10	3.1%	43	25/176	65.9
Skelton	126	60	662	47.6%	5.3	2	1.6%	2	1.6%	74	9/65	62.3
Hall	78	39	370	50.0%	4.7	1	1.3%	6	7.7%	26	14/90	65.3
Bartel	28	16	150	57.1%	5.4	0	0.0%	1	3.6%	31	2/12	57.1
Breaston	2	1	17	50.0%	8.5	0	0.0%	0	0.0%	17	0/0	79.2
<b>Team</b>	<b>561</b>	<b>285</b>	<b>3264</b>	<b>50.8%</b>	<b>5.8</b>	<b>10</b>	<b>1.8%</b>	<b>19</b>	<b>3.4%</b>	<b>74</b>	<b>50/343</b>	<b>60.5</b>
<b>Opponents</b>	<b>533</b>	<b>324</b>	<b>3881</b>	<b>60.8%</b>	<b>7.3</b>	<b>22</b>	<b>4.1%</b>	<b>17</b>	<b>3.2%</b>	<b>70</b>	<b>33/227</b>	<b>63.5</b>

### SACKS

C.Campbell 6.0, J.Porter 5.0, C.Haggans 5.0, D.Dockett 5.0, O.Schofield 2.0, P.Lenon 2.0, A.Branch 2.0, A.Wilson 2.0, W.Davis 1.0, G.Tracer 1.0, D.Washington 1.0, K.Rhodes 1.0.  
**Team 33.0, Opponents 50.0**

### RUSHING

	No.	Yds	Avg	Long	TD
Hightower	153	736	4.8	80t	5
Wells	116	397	3.4	24	2
S-Howling	23	113	4.9	30t	1
Skelton	10	49	4.9	16	0
Breaston	3	35	11.7	17	0
Wright	6	28	4.7	10	0
Anderson	5	25	5.0	11	0
Doucet	2	5	2.5	3	0
Feely	1	5	5.0	5t	1
Hall	1	-5	-5.0	-5	0
<b>Team</b>	<b>320</b>	<b>1388</b>	<b>4.3</b>	<b>80t</b>	<b>9</b>
<b>Opponents</b>	<b>526</b>	<b>2323</b>	<b>4.4</b>	<b>48</b>	<b>19</b>

### RECEIVING

	No.	Yds	Avg	Long	TD
Fitzgerald	90	1137	12.6	41	6
Breaston	47	718	15.3	37	1
Doucet	26	291	11.2	36	1
Roberts	24	307	12.8	74t	2
Hightower	21	136	6.5	20	0
S-Howling	16	111	6.9	13	0
Patrick	15	123	8.2	21	0
Komar	12	117	9.8	20	0
S.Williams	9	101	11.2	17	0
Wright	8	42	5.3	9	0
Spach	7	40	5.7	14	0
Wells	5	74	14.8	43	0
Dray	3	47	15.7	24	0
Mau'i'a	2	20	10.0	10	0
Johnson	0	0	0	0	0
<b>Team</b>	<b>285</b>	<b>3264</b>	<b>11.5</b>	<b>74t</b>	<b>10</b>
<b>Opponents</b>	<b>324</b>	<b>3881</b>	<b>12.0</b>	<b>70</b>	<b>22</b>

### INTERCEPTIONS

	No.	Yds	Avg	Long	TD
Rhodes	4	174	43.5	66	0
R-Cromartie	3	86	28.7	32t	2
Toler	2	66	33.0	66t	1
Adams	2	36	18.0	36	0
Lenon	2	12	6.0	10	0
Wilson	2	4	2.0	4	0
Washington	1	39	39.0	39	0
Johnson	1	7	7.0	7	0
<b>Team</b>	<b>17</b>	<b>424</b>	<b>24.9</b>	<b>66t</b>	<b>3</b>
<b>Opponents</b>	<b>19</b>	<b>389</b>	<b>20.5</b>	<b>62t</b>	<b>4</b>

### PUNT RETURNS

	Ret	FC	Yds	Avg	Long	TD
Roberts	35	8	263	7.5	25	0
Komar	5	0	31	6.2	9	0
Ware	1	0	0	0.0	0	0
R-Cromartie	1	0	0	0.0	0	0
<b>Team</b>	<b>42</b>	<b>8</b>	<b>294</b>	<b>7.0</b>	<b>25</b>	<b>0</b>
<b>Opponents</b>	<b>35</b>	<b>20</b>	<b>458</b>	<b>13.1</b>	<b>48</b>	<b>0</b>

### KICKOFF RETURNS

	No.	Yds	Avg	Long	TD
S-Howling	57	1548	27.2	102t	2
Roberts	14	326	23.3	47	0
Breaston	7	162	23.1	27	0
Spach	2	26	13.0	15	0
Wright	2	8	4.0	8	0
S.Williams	1	14	14.0	14	0
Obiozor	1	0	0.0	0	0
<b>Team</b>	<b>84</b>	<b>2084</b>	<b>24.8</b>	<b>102t</b>	<b>2</b>
<b>Opponents</b>	<b>51</b>	<b>1234</b>	<b>24.2</b>	<b>51</b>	<b>0</b>

### PUNTING

	No	Yds	Avg	Net	TB	In	Lg	B
Graham	94	4080	43.4	36.6	9	29	65	0
<b>Team</b>	<b>94</b>	<b>4080</b>	<b>43.4</b>	<b>36.6</b>	<b>9</b>	<b>29</b>	<b>65</b>	<b>0</b>
<b>Opponents</b>	<b>64</b>	<b>3064</b>	<b>47.9</b>	<b>41.4</b>	<b>6</b>	<b>21</b>	<b>67</b>	<b>0</b>

### FIELD GOALS

	1-19	20-29	30-39	40-49	50+
Feely	0/0	8/8	6/6	8/8	10/23
<b>Team</b>	<b>0/0</b>	<b>8/8</b>	<b>6/6</b>	<b>8/8</b>	<b>10/23</b>
<b>Opponents</b>	<b>2/2</b>	<b>17/10</b>	<b>14/7</b>	<b>10/4</b>	<b>6/3</b>

### USUAL STARTING LINEUP

Offense	Defense
WR...Larry Fitzgerald	DE...Calais Campbell
LT...Levi Brown	NT...Bryan Robinson
LG...Alan Fenech	OT...Darnell Dockett
C...Lyle Sautter	ROLB...Joey Porter
RG...Deuce Lutui	ILB...Paris Lenon
RT...Brandon Keith	TLB...Daryl Washington
Jeremy Bridges	LOLB...Clark Haggans
TE...Stephen Spach	RCB...Greg Toler
WR...Steve Breaston	LCB...D. Rodgers-Cromartie
QB...Derek Anderson	SS...Adrian Wilson
FB...Reagan Mau'i'a	FS...Kerry Rhodes
RB...Tim Hightower	

### NOTES

The Cardinals totaled 12 return TD's to lead the NFL, which also marked the second highest single season total in league history (Seattle, 13, 1998) ... their seven fumble recovery TDs established an NFL record ... fourth-year head coach **Ken Whisenhunt** became first head coach in franchise history to have a .500 or better record at home in first four seasons ... reached 36 victories as head coach, the third-highest total in franchise history behind Jim Hanifan (39) and Don Coryell (42) ... **Larry Fitzgerald** reached 613 career catches and passed Anquan Boldin (586) to become the franchise's all-time leader in receptions ... earned fifth career Pro Bowl selection (fourth in a row) and became first player in NFL history to have 90+ interceptions five times in first seven seasons and just one of five players to do it in four consecutive seasons ... became youngest player to reach 600 career receptions and first player in franchise history with four consecutive 1,000 yard receiving seasons ... **Jay Feely** scored 25 points against Denver, the second highest point total in NFL history by a kicker (Rob Bironas, 26) and scored a TD on a five-yard run on a fake field goal ... **Darnell Dockett** selected to third career Pro Bowl after collecting five sacks and three fumble recoveries ... **Adrian Wilson** had a career high 118 tackles in 10th season and earned fourth Pro Bowl selection ... **LaRod Stephens-Howling** led the NFL with 1,548 kickoff return yards despite missing three games due to injury and his 27.2 yard avg. was fourth best in league ... **Russ Grimm**, the Cardinals assistant head coach, was inducted in the Pro Football Hall of Fame prior to the season ... **Max Hall** and **John Skelton** start at QB for the Cardinals, the first time in the NFL since 1994 that a team had two different rookie QBs start a game in a single season ... for the fifth season in a row, the team sold out every home game, marking 53 consecutive sellouts since the team began play at University of Phoenix Stadium in 2006.

### FINAL NFC WEST STANDINGS

Team	W	L	T	Pct.	Pts.	OP
Seattle	7	9	0	.438	310	407
St. Louis	7	9	0	.438	289	328
San Francisco	6	10	0	.375	305	346
Arizona	5	11	0	.313	289	434



## 2011 (8-8)

### HEAD COACH KEN WHISENHUNT

Sept. 11	Carolina	W 28-21	60,627
Sept. 18	at Washington	L 21-22	76,330
Sept. 25	at Seattle	L 10-13	66,199
Oct. 2	NY Giants	L 27-31	60,496
Oct. 9	at Minnesota	L 10-34	62,479
Oct. 16	Open Date		
Oct. 23	Pittsburgh	L 20-32	62,475
Oct. 30	at Baltimore	L 27-30	71,022
Nov. 6	St. Louis	W 19-13 (OT)	60,628
Nov. 13	at Philadelphia	W 21-17	69,144
Nov. 20	at San Francisco	L 7-23	69,732
Nov. 27	at St. Louis	W 23-20	56,029
Dec. 4	Dallas	W 19-13 (OT)	62,180
Dec. 11	San Francisco	W 21-19	60,808
Dec. 18	Cleveland	W 20-17 (OT)	60,443
Dec. 24	at Cincinnati	L 16-23	41,273
Jan. 1	Seattle	W 23-20 (OT)	61,798

Home 6-2 (489,455). Away 2-6 (512,208).

### TEAM STATISTICS

	Cards	Opp.
<b>Total First Downs</b> .....	<b>286</b>	<b>333</b>
Rushing	83	118
Passing	175	174
Penalty	28	41
3rd Down: Made/Att	66/205	71/226
3rd Down Pct.	32.2%	31.4%
4th Down: Made/Att	9/15	4/8
4th Down Pct.	60.0%	50.0%
<b>Possession Avg.</b> .....	<b>28:11</b>	<b>31:49</b>
<b>Total Net Yards</b> .....	<b>5192</b>	<b>5682</b>
Avg. Per Game	324.5	355.1
Total Plays	993	1095
Avg. Per Play	5.2	5.2
<b>Net Yards Rushing</b> .....	<b>1625</b>	<b>1986</b>
Avg. Per Game	101.6	124.1
Total Rushes	389	475
<b>Net Yards Passing</b> .....	<b>3567</b>	<b>3696</b>
Avg. Per Game	222.9	231.0
Sacked/Yards Lost	54/387	42/304
Gross Yards	3954	4000
Att./Completions	550/307	578/340
Completion Pct.	55.8%	58.8%
Had Intercepted	23	10
<b>Punts/Average</b> .....	<b>92/45.0</b>	<b>92/44.4</b>
<b>Net Punting Avg.</b> .....	<b>37.3</b>	<b>36.2</b>
<b>Penalties/Yards</b> ..	<b>106/1004</b>	<b>122/950</b>
<b>Fumbles/Ball Lost</b> .....	<b>24/9</b>	<b>15/9</b>
<b>Touchdowns</b> .....	<b>37</b>	<b>34</b>
Rushing	12	15
Passing	21	17
Returns	4	2

### SCORE BY PERIODS

	Q1	Q2	Q3	Q4	OT	Pts
Team	36	68	79	111	18	312
Opponents	81	107	85	75	0	348

### SCORING

	TD	Ru	Pa	Pt	PAT	FG	2Pt	Pts
Feely	0	0	0	0	33/33	19/24	0	90
Wells	10	10	0	0	0/0	0/0	0	60
Fitzgerald	8	0	8	0	0/0	0/0	0	48
Doucet	5	0	5	0	0/0	0/0	0	30
Peterson	4	0	4	0	0/0	0/0	0	24
King	3	0	3	0	0/0	0/0	0	18
S-Howling	2	0	2	0	0/0	0/0	0	12
Roberts	2	0	2	0	0/0	0/0	0	12
Smith	1	1	0	0	0/0	0/0	0	6
Heap	1	0	1	0	0/0	0/0	0	6
Taylor	1	1	0	0	0/0	0/0	0	6
<b>Team</b>	<b>37</b>	<b>12</b>	<b>21</b>	<b>4</b>	<b>33/33</b>	<b>19/24</b>	<b>0</b>	<b>312</b>
<b>Opponents</b>	<b>34</b>	<b>15</b>	<b>17</b>	<b>2</b>	<b>33/33</b>	<b>35/48</b>	<b>0</b>	<b>348</b>

2-Pt. Conversions: Team 0/2, Opponents 0/1

### PASSING

	Att	Cmp	Yds	Cmp%	Yds/Att	TD	TD%	Int	Int%	Long	Sack/Lost	Rating
K.Kolb	253	146	1955	57.7%	7.7	9	3.6%	8	3.2%	73t	30/219	81.0
J.Skelton	275	151	1913	54.9%	7.0	11	4.0%	14	5.1%	60t	23/162	68.9
R.Bartel	22	10	86	45.5%	3.9	1	4.5%	1	4.5%	23t	1/6	52.5
<b>Team</b>	<b>550</b>	<b>307</b>	<b>3954</b>	<b>55.8%</b>	<b>7.2</b>	<b>21</b>	<b>3.8%</b>	<b>23</b>	<b>4.2%</b>	<b>73t</b>	<b>54/387</b>	<b>73.9</b>
<b>Opponents</b>	<b>578</b>	<b>340</b>	<b>4000</b>	<b>58.8%</b>	<b>6.9</b>	<b>17</b>	<b>2.9%</b>	<b>10</b>	<b>1.7%</b>	<b>95t</b>	<b>42/304</b>	<b>82.5</b>

### SACKS

Campbell 8.0, Acho 7.0, Washington 5.0, Schofield 4.5, Dockett 3.5, Haggans 3.0, Lenon 3.0, Rhodes 2.0, Marshall 2.0, Carter 1.0, Porter 1.0, Eason 1.0, Peterson 1.0. **Team 42.0, Opponents 54.0**

### RUSHING

	No.	Yds	Avg	Long	TD
Wells	245	1047	4.3	71	10
S-Howling	43	167	3.9	39	0
Skelton	28	128	4.6	14	0
Smith	30	102	3.4	12	1
Taylor	20	77	3.9	34	1
Kolb	17	65	3.8	17	0
Roberts	3	27	9.0	12	0
Bartel	1	9	9.0	9	0
Sherman	1	3	3.0	3	0
Peterson	1	0	0.0	0	0
<b>Team</b>	<b>389</b>	<b>1625</b>	<b>4.2</b>	<b>71</b>	<b>12</b>
<b>Opponents</b>	<b>475</b>	<b>1986</b>	<b>4.2</b>	<b>48t</b>	<b>15</b>

### RECEIVING

	No.	Yds	Avg	Long	TD
Fitzgerald	80	1411	17.6	73t	8
Doucet	54	689	12.8	70t	5
Roberts	51	586	11.5	45	2
King	27	271	10.0	48t	3
Heap	24	283	11.8	28	1
Taylor	14	91	6.5	17	0
S-Howling	13	234	18.0	73t	2
Houser	12	133	11.1	21	0
Wells	10	52	5.2	10	0
Sherman	8	72	9.0	19	0
Stuckey	4	39	9.8	12	0
Sampson	3	36	12.0	15	0
Smith	3	21	7.0	13	0
Dray	2	25	12.5	20	0
Mauri	1	12	12.0	12	0
Peterson	1	-1	-1.0	-1	0
<b>Team</b>	<b>307</b>	<b>3954</b>	<b>12.9</b>	<b>73t</b>	<b>21</b>
<b>Opponents</b>	<b>340</b>	<b>4000</b>	<b>11.8</b>	<b>95t</b>	<b>17</b>

### INTERCEPTIONS

	No.	Yds	Avg	Long	TD
Marshall	3	83	27.7	49	0
Washington	2	16	8.0	16	0
Peterson	2	1	0.5	1	0
Wilson	1	17	17.0	17	0
Campbell	1	0	0.0	0	0
Jefferson	1	0	0.0	0	0
<b>Team</b>	<b>10</b>	<b>117</b>	<b>11.7</b>	<b>49</b>	<b>0</b>
<b>Opponents</b>	<b>23</b>	<b>296</b>	<b>12.9</b>	<b>52</b>	<b>1</b>

### PUNT RETURNS

	Ret	FC	Yds	Avg	Long	TD
Peterson	44	22	699	15.9	99t	4
Roberts	2	0	-3	-1.5	-1	0
<b>Team</b>	<b>46</b>	<b>22</b>	<b>696</b>	<b>15.1</b>	<b>99t</b>	<b>4</b>
<b>Opponents</b>	<b>50</b>	<b>20</b>	<b>610</b>	<b>12.2</b>	<b>88t</b>	<b>1</b>

### KICKOFF RETURNS

	No.	Yds	Avg	Long	TD
S-Howling	36	857	23.8	37	0
Jefferson	14	356	25.4	51	0
Roberts	2	33	16.5	21	0
<b>Team</b>	<b>52</b>	<b>1246</b>	<b>24.0</b>	<b>51</b>	<b>0</b>
<b>Opponents</b>	<b>52</b>	<b>1300</b>	<b>25.0</b>	<b>69</b>	<b>0</b>

### PUNTING

	No	Yds	Avg	Net	TB	In	Lg	B
Zastudil	87	3929	45.2	37.5	5	24	66	0
Graham	5	212	42.4	33.4	0	2	55	0
<b>Team</b>	<b>92</b>	<b>4141</b>	<b>45.0</b>	<b>37.3</b>	<b>5</b>	<b>26</b>	<b>66</b>	<b>0</b>
<b>Opponents</b>	<b>92</b>	<b>4087</b>	<b>44.4</b>	<b>36.2</b>	<b>3</b>	<b>39</b>	<b>66</b>	<b>0</b>

### FIELD GOALS

	1-19	20-29	30-39	40-49	50+
Feely	0/0	9/9	4/6	5/7	1/2
<b>Team</b>	<b>0/0</b>	<b>9/9</b>	<b>4/6</b>	<b>5/7</b>	<b>1/2</b>
<b>Opponents</b>	<b>0/0</b>	<b>12/13</b>	<b>9/12</b>	<b>11/17</b>	<b>3/6</b>

### USUAL STARTING LINEUP

Offense	Defense
WR...Larry Fitzgerald	DE...Calais Campbell
LT...Levi Brown	NT...Dan Williams
LG...Daryn Colledge	DT...Darnell Dockett
C...Lyle Sendlein	ROLB...Sam Acho
RG...Rex Hadnot	ILB...Paris Lenon
RT...Brandon Keith	ILB...Daryl Washington
TE...Jeff King	LOLB...Clark Haggans
WR...Andre Roberts	RCB...Clark Peterson
QB...Kevin Kolb	LCB...Richard Marshall
	A.J. Jefferson
FB...Anthony Sherman	SS...Adrian Wilson
RB...Beanie Wells	FS...Rashad Johnson

### NOTES

After a 1-6 start, the Cardinals finished the season winning seven of their final nine games to finish at 8-8 ... they set an NFL record with four overtime victories and had six fourth-quarter comeback victories, one shy of the NFL single-season record (Indianapolis, 7, 2009) ... they led the NFL with five blocked FGs in 2011, the third straight season the Cardinals have led the league in that category ... fifth-year head coach **Ken Whisenhunt** reached 44 career wins, becoming the franchise's all-time leader in week 15 with a 20-17 OT victory over Cleveland ... rookie **Patrick Peterson** tied an NFL single-season record with four punt return TDs and established an NFL rookie record with 699 punt return yards ... he became the first player in NFL history with four punt return TDs of 80+ yards in a season, was selected to the Pro Bowl as a kick returner and was the lone rookie to be named to the Associated Press All-Pro first team ... **Larry Fitzgerald** became the franchise's all-time leader with 9,615 receiving yards, 73 receiving TDs and 32 100-yard receiving games ... he earned his sixth career Pro Bowl selection (fifth in a row) and became just the fourth player in NFL history to record at least 1,400 yards receiving four times in their career ... **Beanie Wells** became the first player in franchise history to rush for more than 1,000 yards and 10 TDs in a single season ... established a franchise single-game record with 228 rushing yards in week 12 at St. Louis ... **Adrian Wilson** earned his fifth career Pro Bowl selection (fourth in a row) after starting all 16 games and recording a career-high 16 passes defended ... **Calais Campbell** had a team-high eight sacks and tied for the NFL lead with three blocked FGs ... **Daryl Washington** led the team with a career-high 111 tackles and was one of five players in the NFL with at least five sacks and two INTs in 2011 ... **John Skelton** had a 5-2 record as a starter (6-2 when appearing in a game) while filling in for injured starter **Kevin Kolb** ... for the sixth consecutive season, the team sold out every home game, bringing the streak to 63 consecutive sellouts dating back to 2006.

### FINAL NFC WEST STANDINGS

Team	W	L	T	Pct.	Pts.	OP
San Francisco	13	3	0	.813	380	229
Arizona	8	8	0	.500	312	348
Seattle	7	9	0	.438	321	315
St. Louis	2	14	0	.125	193	407



## 2012 (5-11)

### HEAD COACH KEN WHISENHUNT

Sept. 9	Seattle	W 20-16	60,032
Sept. 16	at New England	W 20-18	68,756
Sept. 23	Philadelphia	W 27-6	60,436
Sept. 30	Miami	W 24-21 (OT)	60,183
Oct. 4	at St. Louis	L 3-17	54,653
Oct. 14	Buffalo	L 16-19 (OT)	60,385
Oct. 21	at Minnesota	L 14-21	61,068
Oct. 29	San Francisco	L 3-24	62,810
Nov. 4	at Green Bay	L 17-31	70,504
Nov. 11	Open Date		
Nov. 18	at Atlanta	L 19-23	69,630
Nov. 25	St. Louis	L 17-31	60,062
Dec. 2	at NY Jets	L 6-7	79,088
Dec. 9	at Seattle	L 0-58	67,685
Dec. 16	Detroit	W 38-10	60,483
Dec. 23	Chicago	L 13-28	62,734
Dec. 30	at San Francisco	L 13-27	69,732
		250-357	

Home 4-4 (487,125). Away 1-7 (541,116).

### TEAM STATISTICS

	Cards	Opp.
<b>Total First Downs</b> .....	<b>246</b>	<b>288</b>
Rushing	58	107
Passing	168	160
Penalty	20	21
3rd Down: Made/Att	58/230	73/222
3rd Down Pct.	25.2%	32.9%
4th Down: Made/Att	10/24	4/9
4th Down Pct.	41.7%	44.4%
<b>Possession Avg.</b> .....	<b>29:01</b>	<b>30:59</b>
<b>Total Net Yards</b> .....	<b>4209</b>	<b>5405</b>
Avg. Per Game	263.1	337.8
Total Plays	1018	1041
Avg. Per Play	4.1	5.2
<b>Net Yards Rushing</b> .....	<b>1204</b>	<b>2192</b>
Avg. Per Game	75.3	137.0
Total Rushes	352	506
<b>Net Yards Passing</b> .....	<b>3005</b>	<b>3213</b>
Avg. Per Game	187.8	200.8
Sacked/Yards Lost	58/378	38/228
Gross Yards	3383	3441
Att./Completions	608/337	497/270
Completion Pct.	55.4%	54.3%
Had Intercepted	21	22
<b>Punts/Average</b> .....	<b>112/46.5</b>	<b>93/44.8</b>
<b>Net Punting Avg.</b> .....	<b>41.4</b>	<b>38.8</b>
<b>Penalties/Yards</b> ....	<b>102/857</b>	<b>100/810</b>
<b>Fumbles/Ball Lost</b> ....	<b>25/13</b>	<b>17/11</b>
<b>Touchdowns</b> .....	<b>25</b>	<b>40</b>
Rushing	10	12
Passing	11	20
Returns	4	8

### SCORE BY PERIODS

	Q1	Q2	Q3	Q4	OT	Pts
Team	51	85	36	75	3	250
Opponents	60	136	97	61	3	357

### SCORING

	TD	R	Pa	Rt	PAT	FG	Pt	Pts
Feely	0	0	0	0	25/25	25/28	0	100
Wells	5	5	0	0/0	0/0	0	0	30
Roberts	5	0	5	0/0	0/0	0	0	30
Fitzgerald	4	0	4	0/0	0/0	0	0	24
Howling	4	4	0	0/0	0/0	0	0	24
Floyd	2	0	2	0/0	0/0	0	0	12
Sanders	1	0	1	0/0	0/0	0	0	6
Kolb	1	1	0	0/0	0/0	0	0	6
Toler	1	0	1	0/0	0/0	0	0	6
Bethel	1	0	1	0/0	0/0	0	0	6
Johnson	1	0	1	0/0	0/0	0	0	6
<b>Team</b>	<b>25</b>	<b>10</b>	<b>4</b>	<b>25/25</b>	<b>25/28</b>	<b>0</b>	<b>250</b>	
<b>Opponents</b>	<b>40</b>	<b>12</b>	<b>8</b>	<b>38/38</b>	<b>25/35</b>	<b>1</b>	<b>357</b>	

### PASSING

	Att	Cmp	Yds	Cmp%	Yds/Att	TD	TD%	Int	Int%	Long	Sack/Lost	Rating
K.Kolb	183	109	1169	59.6%	6.4	8	4.4%	3	1.6%	46t	27/159	86.1
J.Skelton	201	109	1132	54.2%	5.6	2	1.0%	9	4.5%	40	15/98	55.4
R.Lindley	171	89	752	52.0%	4.4	0	0.0%	7	4.1%	28	12/91	46.7
B.Hoyer	53	30	330	56.6%	6.2	1	1.9%	2	3.8%	53	4/30	65.8
<b>Team</b>	<b>608</b>	<b>337</b>	<b>3383</b>	<b>55.4%</b>	<b>5.6</b>	<b>11</b>	<b>1.8%</b>	<b>21</b>	<b>3.5%</b>	<b>53</b>	<b>58/378</b>	<b>63.1</b>
<b>Opponents</b>	<b>497</b>	<b>270</b>	<b>3441</b>	<b>54.3%</b>	<b>6.9</b>	<b>20</b>	<b>4.0%</b>	<b>22</b>	<b>4.4%</b>	<b>80t</b>	<b>38/228</b>	<b>71.2</b>

### SACKS

D.Washington	9.0	C.Campbell	6.5
O.Schofield	4.0	Q.Groves	4.0
A.Wilson	3.0	P.Lenon	2.0
K.Dockett	1.5	W.Gay	1.0
N.Eason	1.0	N.Khodro	1.0
R.Talley	1.0	<b>Team</b>	<b>38.0</b>
		<b>Opponents</b>	<b>58.0</b>

### RUSHING

	No.	Yds	Avg	Long	TD
Howling	110	356	3.2	52	4
Wells	88	234	2.7	31t	5
Powell	60	217	3.6	17	0
Williams	58	164	2.8	25	0
Kolb	16	100	6.3	22	1
Johnson	2	64	32.0	40	0
Roberts	4	29	7.3	15	0
Peterson	2	13	6.5	17	0
Doucet	2	9	4.5	6	0
Lindley	4	7	1.8	8	0
Hoyer	1	6	6.0	6	0
Skelton	4	5	1.3	2	0
Fitzgerald	1	0	0.0	0	0
<b>Team</b>	<b>352</b>	<b>1204</b>	<b>3.4</b>	<b>52</b>	<b>10</b>
<b>Opponents</b>	<b>506</b>	<b>2192</b>	<b>4.3</b>	<b>46</b>	<b>12</b>

### RECEIVING

	No.	Yds	Avg	Long	TD
Fitzgerald	71	798	11.2	37t	4
Roberts	64	759	11.9	46t	5
Floyd	45	562	12.5	53	2
Housler	45	417	9.3	33	0
Doucet	28	207	7.4	18	0
Powell	19	132	6.9	25	0
King	17	129	7.6	27	0
Howling	17	106	6.2	24	0
Heap	8	94	11.8	28	0
Williams	7	44	6.3	12	0
Sherman	5	39	7.8	19	0
Peterson	3	11	3.7	7	0
Smith	2	21	10.5	13	0
Dray	2	15	7.5	12	0
Wells	1	24	24.0	24	0
Kelemete	1	10	10.0	10	0
Byrd	1	8	8.0	8	0
Mau'u'a	1	7	7.0	7	0
<b>Team</b>	<b>337</b>	<b>3383</b>	<b>10.0</b>	<b>53</b>	<b>11</b>
<b>Opponents</b>	<b>270</b>	<b>3441</b>	<b>12.7</b>	<b>80t</b>	<b>20</b>

### INTERCEPTIONS

	No.	Yds	Avg	Long	TD
Peterson	7	64	9.1	31	0
Rhodes	4	39	9.8	30	0
Toler	2	102	51.0	102t	1
Johnson	2	87	43.5	53t	1
Gay	2	7	3.5	6	0
Acho	2	2	1.0	2	0
Washington	1	7	7.0	7	0
Lenon	1	0	0.0	0	0
Wilson	1	-2	-2.0	-2	0
<b>Team</b>	<b>22</b>	<b>306</b>	<b>13.9</b>	<b>102t</b>	<b>2</b>
<b>Opponents</b>	<b>21</b>	<b>379</b>	<b>18.0</b>	<b>45</b>	<b>5</b>

### PUNT RETURNS

	Ret	FC	Yds	Avg	Long	TD
Peterson	51	14	426	8.4	26	0
Roberts	3	0	15	5.0	10	0
<b>Team</b>	<b>54</b>	<b>14</b>	<b>441</b>	<b>8.2</b>	<b>26</b>	<b>0</b>
<b>Opponents</b>	<b>48</b>	<b>36</b>	<b>415</b>	<b>8.6</b>	<b>52</b>	<b>0</b>

### KICKOFF RETURNS

	No.	Yds	Avg	Long	TD
Powell	21	507	24.1	65	0
Howling	18	405	22.5	38	0
Doucet	1	18	18.0	18	0
<b>Team</b>	<b>40</b>	<b>930</b>	<b>23.3</b>	<b>65</b>	<b>0</b>
<b>Opponents</b>	<b>32</b>	<b>846</b>	<b>26.4</b>	<b>83</b>	<b>0</b>

### PUNTING

	No	Yds	Avg	Net	TB	In	Lg	B
Zastudil	112	5209	46.5	41.4	8	46	70	0
<b>Team</b>	<b>112</b>	<b>5209</b>	<b>46.5</b>	<b>41.4</b>	<b>8</b>	<b>46</b>	<b>70</b>	<b>0</b>
<b>Opponents</b>	<b>92</b>	<b>4166</b>	<b>44.8</b>	<b>39.2</b>	<b>4</b>	<b>30</b>	<b>68</b>	<b>1</b>

### FIELD GOALS

	1-19	20-29	30-39	40-49	50+
J.Feely	0/0	6/6	9/10	8/10	2/2
<b>Team</b>	<b>0/0</b>	<b>6/6</b>	<b>9/10</b>	<b>8/10</b>	<b>2/2</b>
<b>Opponents</b>	<b>1/1</b>	<b>6/7</b>	<b>7/8</b>	<b>7/12</b>	<b>4/7</b>

### USUAL STARTING LINEUP

Offense	Defense
WR... Larry Fitzgerald	DE... Calais Campbell
LT... Nate Potter	NT... Dan Williams
LG... Daryn Colledge	OT... Darnell Dockett
C... Lyle Sendlein	ROLB... Sam Acha
RG... Adam Snyder	ILB... Paris Lenon
RT... Bobby Massie	ILB... Daryl Washington
TE... Jeff King	LOLB... O'Brien Schofield
WR... Andre Roberts	RCB... Patrick Peterson
QB... Kevin Kolb	LCB... William Gay
FB... Anthony Sherman	SS... Adrian Wilson
RB... Beanie Wells	FS... Kerry Rhodes

### NOTES

After starting the season 4-0 for the first time since 1974, the Cardinals endured a nine-game winless streak and finished the season 5-11 ... the offense was derailed by mounting injuries, with 17 different players on that side of the ball combining to miss 103 total games (9 on injured reserve) ... in Week 4 vs. Miami, the Cardinals earned their 500th all-time regular season game, becoming the ninth team in NFL history to reach 500 victories ... the Cardinals posted the NFL's 5th ranked pass defense and finished second in the NFL with 22 INTs ... **Larry Fitzgerald** became the youngest player in NFL history to reach 700 career receptions (29 years, 23 days) ... earned his seventh trip to the Pro Bowl, the most by any offensive player in franchise history ... **Adrian Wilson** became just the sixth player in NFL history to record at least 25 sacks and 25 INTs in their career ... **Patrick Peterson** finished fourth in the NFL with seven INTs and was named to the 2013 NFC Pro Bowl squad at CB, his second career Pro Bowl berth ... **Daryl Washington** became the first Cardinals LB named to the Pro Bowl since Seth Joyner in 1994 after leading the team with 140 tackles ... his nine sacks were the most for an NFL ILB since Bart Scott posted 9.5 sacks in 2006 for the Ravens... **Dave Zastudil** established an NFL single-season record with 46 punts inside the 20-yard line in 2012 ... **Calais Campbell** posted his third straight season with at least 60 tackles and six sacks despite missing three games with a calf injury ... **Jay Feely** totaled 100 points for the season, his eighth career 1000-point campaign and fourth in the last five years ... for the seventh consecutive season, the team sold out every home game, bringing the streak to 73 consecutive sellouts dating back to 2006.

### FINAL NFC WEST STANDINGS

Team	W	L	T	Pct.	Pts.	OP
San Francisco	11	4	1	.719	397	273
Seattle	11	5	0	.688	412	245
St. Louis	7	8	1	.469	299	348
Arizona	5	11	0	.313	250	357

## 2013 (10-6)

### HEAD COACH BRUCE ARIANS

Sept. 8	at St. Louis	L 24-27	55,279
Sept. 15	Detroit	W 25-21	60,034
Sept. 22	at New Orleans	L 7-31	73,057
Sept. 29	at Tampa Bay	W 13-10	44,956
Oct. 6	Carolina	W 22-6	60,426
Oct. 13	at San Francisco	L 20-32	69,732
Oct. 17	Seattle	L 22-34	61,200
Oct. 27	Atlanta	W 27-13	60,671
Nov. 3	Open Date		
Nov. 10	Houston	W 27-24	60,845
Nov. 17	at Jacksonville	W 27-14	59,862
Nov. 24	Indianapolis	W 40-11	60,882
Dec. 1	at Philadelphia	L 21-24	69,144
Dec. 8	St. Louis	W 30-10	60,643
Dec. 15	at Tennessee	W 37-34 (OT)	69,143
Dec. 22	at Seattle	W 17-10	68,266
Dec. 29	San Francisco	L 20-23	63,570
		379-324	
	Home 6-2 (488,271). Away 4-4 (509,439).		

### TEAM STATISTICS

	Cards	Opp.
<b>Total First Downs</b> .....	<b>329</b>	<b>309</b>
Rushing	84	68
Passing	205	205
Penalty	40	33
3rd Down: Made/Att	93/74/210	78/221
3rd Down Pct.	35.2%	35.3%
4th Down: Made/Att	5/9	6/16
4th Down Pct.	55.6%	37.5%
<b>Possession Avg</b> .....	<b>30:51</b>	<b>29:09</b>
<b>Total Net Yards</b> .....	<b>5542</b>	<b>5079</b>
Avg. Per Game	346.4	317.4
Total Plays	1037	1042
Avg. Per Play	5.3	4.9
<b>Net Yards Rushing</b> .....	<b>1540</b>	<b>1351</b>
Avg. Per Game	96.3	84.4
Total Rushes	422	370
<b>Net Yards Passing</b> .....	<b>4002</b>	<b>3728</b>
Avg. Per Game	250.1	233.0
Sacked/Yards Lost	41/289	47/337
Gross Yards	4291	4065
Att./Completions	574/363	625/367
Completion Pct.	63.2%	58.7%
Had Intercepted	22	20
<b>Punts/Average</b> .....	<b>78/45.7</b>	<b>88/46.4</b>
<b>Net Punting Avg</b> .....	<b>40.1</b>	<b>42.3</b>
<b>Penalties/Yards</b> .....	<b>97/744</b>	<b>111/960</b>
<b>Fumbles/Ball Lost</b> .....	<b>29/9</b>	<b>20/10</b>
<b>Touchdowns</b> .....	<b>41</b>	<b>35</b>
Rushing	12	5
Passing	24	29
Returns	5	1

### SCORE BY PERIODS

	Q1	Q2	Q3	Q4	OT	Pts
Team	49	122	93	112	3	379
Opponents	94	89	41	100	0	324

### SCORING

	TD	Ru	Pa	Rt	PAT	FG	P2Pt	Pts
Feely	0	0	0	0	37/37	30/36	0	127
Fitzgerald	10	0	10	0	0/0	0/0	0	60
Mendenhall	8	8	0	0	0/0	0/0	1	50
Floyd	5	0	5	0	0/0	0/0	0	30
Ellington	4	3	1	0	0/0	0/0	0	24
Roberts	2	0	2	0	0/0	0/0	0	12
Dray	2	0	2	0	0/0	0/0	0	12
Dansby	2	0	2	0	0/0	0/0	0	12
Ballard	2	0	2	0	0/0	0/0	0	12
Smith	1	1	0	0	0/0	0/0	0	6
Shaughnessy	1	0	0	1	0/0	0/0	0	6
Cason	1	0	0	1	0/0	0/0	0	6
Williams	1	0	0	1	0/0	0/0	0	6
Houser	1	0	1	0	0/0	0/0	0	6
Brown	1	0	1	0	0/0	0/0	0	6
Campbell	0	0	0	0	0/0	0/0	2	2
Abraham	0	0	0	0	0/0	0/0	2	2
<b>Team</b>	<b>41</b>	<b>12</b>	<b>24</b>	<b>5</b>	<b>37/37</b>	<b>30/36</b>	<b>1</b>	<b>379</b>
<b>Opponents</b>	<b>35</b>	<b>5</b>	<b>29</b>	<b>1</b>	<b>33/33</b>	<b>25/32</b>	<b>2</b>	<b>324</b>

### PASSING

	Att	Cmp	Yds	Cmp%	Yds/Att	TD	TD%	Int	Int%	Long	Sack/Loss	Rating
C. Palmer	572	362	4274	63.3%	7.5	24	4.2%	22	3.8%	91t	41/289	83.9
P. Peterson	1	1	17	100.0%	17.0	0	0.0%	0	0.0%	17	0/0	118.8
L. Fitzgerald	1	0	0	0.0%	0.0	0	0.0%	0	0.0%	0	0/0	39.6
<b>Team</b>	<b>574</b>	<b>363</b>	<b>4291</b>	<b>63.2%</b>	<b>7.5</b>	<b>24</b>	<b>4.2%</b>	<b>22</b>	<b>3.8%</b>	<b>91t</b>	<b>41/289</b>	<b>83.9</b>
<b>Opponents</b>	<b>625</b>	<b>367</b>	<b>4065</b>	<b>58.7%</b>	<b>6.5</b>	<b>29</b>	<b>4.6%</b>	<b>20</b>	<b>3.2%</b>	<b>72t</b>	<b>47/337</b>	<b>80.2</b>

### SACKS

Abraham 11.5, Campbell 9.0, Dansby 6.5, Dockett 4.5, Shaughnessy 3.0, Washington 3.0, Benard 2.5, Williams 1.0, Bell 1.0, Rucker 1.0, Mathieu 1.0, Moch 1.0, Acho 1.0, Arenas 1.0. **Team 47.0, Opponent 41.0**

### RUSHING

	No.	Yds	Avg	Long	TD
Mendenhall	217	687	3.2	28	8
Ellington	118	652	5.5	80t	3
S. Taylor	36	115	3.2	15	0
Smith	18	54	3.0	21	1
Peterson	4	21	5.3	12	0
Fitzgerald	2	8	4.0	4	0
Palmer	27	3	0.1	10	0
<b>Team</b>	<b>422</b>	<b>1540</b>	<b>3.6</b>	<b>80t</b>	<b>12</b>
<b>Opponents</b>	<b>370</b>	<b>1351</b>	<b>3.7</b>	<b>56</b>	<b>5</b>

### RECEIVING

	No.	Yds	Avg	Long	TD
Fitzgerald	82	954	11.6	75t	10
Floyd	65	1041	16.0	91t	5
Roberts	43	471	11.0	34t	2
Houser	39	454	11.6	31	1
Ellington	39	371	9.5	38	1
Dray	26	215	8.3	18	2
Mendenhall	18	134	7.4	24	0
Brown	11	140	12.7	32	1
Smith	10	68	6.8	10	0
S. Taylor	8	71	8.9	29	0
Ballard	7	75	10.7	29	2
Peterson	6	54	9.0	19	0
Golden	4	136	34.0	63	0
K. Taylor	3	40	13.3	17	0
Williams	1	51	51.0	51	0
Sperry	1	16	16.0	16	0
<b>Team</b>	<b>363</b>	<b>4291</b>	<b>11.8</b>	<b>91t</b>	<b>24</b>
<b>Opponents</b>	<b>367</b>	<b>4065</b>	<b>11.1</b>	<b>72t</b>	<b>29</b>

### INTERCEPTIONS

	No.	Yds	Avg	Long	TD
Dansby	4	48	12.0	23t	0
Peterson	3	59	19.7	43	0
Johnson	3	35	11.7	18	1
Washington	2	49	24.5	41	1
Cason	2	36	18.0	20t	0
Mathieu	2	7	3.5	7	0
Bell	2	6	3.0	6	0
Powers	1	9	9.0	9	0
Williams	1	2	2.0	2t	0
<b>Team</b>	<b>20</b>	<b>251</b>	<b>12.6</b>	<b>43</b>	<b>4</b>
<b>Opponents</b>	<b>22</b>	<b>399</b>	<b>18.1</b>	<b>66t</b>	<b>1</b>

### PUNT RETURNS

	Ret	FC	Yds	Avg	Long	TD
Peterson	33	22	198	6.0	22	0
Arenas	1	0	0	0.0	0	0
Mathieu	0	1	0	0.0	0	0
<b>Team</b>	<b>34</b>	<b>23</b>	<b>198</b>	<b>5.8</b>	<b>22</b>	<b>0</b>
<b>Opponents</b>	<b>36</b>	<b>20</b>	<b>321</b>	<b>8.9</b>	<b>29</b>	<b>0</b>

### KICKOFF RETURNS

	No.	Yds	Avg	Long	TD
Arenas	23	493	21.4	46	0
Mathieu	2	8	4.0	13	0
Ellington	1	21	21.0	21	0
Peterson	1	18	18.0	18	0
<b>Team</b>	<b>27</b>	<b>540</b>	<b>20.0</b>	<b>46</b>	<b>0</b>
<b>Opponents</b>	<b>54</b>	<b>1298</b>	<b>24.0</b>	<b>59</b>	<b>0</b>

### PUNTING

	No	Yds	Avg	Net	TB	In	Lg	B
Zastudil	78	3566	45.7	40.1	6	35	60	0
<b>Team</b>	<b>78</b>	<b>3566</b>	<b>45.7</b>	<b>40.1</b>	<b>6</b>	<b>35</b>	<b>60</b>	<b>0</b>
<b>Opponents</b>	<b>88</b>	<b>4044</b>	<b>46.4</b>	<b>42.3</b>	<b>8</b>	<b>63</b>	<b>60</b>	<b>0</b>

### FIELD GOALS

	1-19	20-29	30-39	40-49	50+
J. Feely	0/0	9/11	7/8	11/12	3/5
<b>Team</b>	<b>0/0</b>	<b>9/11</b>	<b>7/8</b>	<b>11/12</b>	<b>3/5</b>
<b>Opponents</b>	<b>0/0</b>	<b>8/10</b>	<b>6/6</b>	<b>7/10</b>	<b>4/6</b>

### USUAL STARTING LINEUP

Offense	Defense
WR ... Larry Fitzgerald	DE ... Calais Campbell
LT ... Bradley Sowell	NT ... Dan Williams
LG ... Daryn Colledge	DT ... Darnell Dockett
C ... Lyle Sendlein	WLB ... John Abraham
RG ... Paul Fanaika	ILB ... Karlos Dansby
RT ... Eric Winston	LB ... Daryl Washington
WR ... Michael Floyd	SLB ... Matt Shaughnessy
TE ... Jim Dray	RCB ... Tim Remy
TE ... Rob Houser	LCB ... Patrick Peterson
QB ... Carson Palmer	SS ... Jeremiah Bell
RB ... Rashard Mendenhall	FS ... Tyrann Mathieu

### NOTES

The Cardinals won 7 of their final 9 games to finish 10-6, the seventh 10-win season in franchise history and first since 2009 ... head coach **Bruce Arians** joined Norm Barry (11, 1925) as the only coaches in team history to win 10+ games in his first season with the team ... **Carson Palmer** became the first QB in NFL history to throw for 4,000+ yards with three different teams as he passed for a career-high 4,274 yards ... **Larry Fitzgerald** became the youngest player in NFL history to reach 11,000 career receiving yards (30 years, 85 days) and was selected to his eighth career Pro Bowl (seventh consecutive), tying Hall of Fame safety Larry Wilson for the most selections in team history ... **Michael Floyd** led the team with 1,041 receiving yards, becoming the 12th player in franchise history to record 1,000 receiving yards in a season ... **Andre Ellington** totaled 1,023 yards from scrimmage (652 rushing, 371 receiving) and led all NFL players (min. 100 attempts) with a 5.53 yards per carry average ... **Karlos Dansby** earned second-team All-Pro honors after leading the team with a career-high 135 tackles and four INTs ... **John Abraham** led the Cardinals with 11.5 sacks (franchise record for an LB) to move into ninth place in NFL history with 133.5 career sacks and was selected to his fifth career Pro Bowl ... **Patrick Peterson** was voted to his third straight Pro Bowl and named first-team All-Pro at CB ... **Calais Campbell** had a career-high 9.0 sacks and became the first Cardinal ever with 50+ tackles and 6.0+ sacks in five different seasons ... **Tyrann Mathieu** was NFL Defensive Rookie of the Month for October after totaling 21 tackles, two tackles for loss, a sack and an INT ... **Justin Bethel** earned first career Pro Bowl selection as special teamer after posting team-high 21 special teams tackles, two blocked FGs and a fumble recovery ... for the eighth consecutive season, the team sold out every home game, bringing the streak to 83 consecutive sellouts dating back to 2006 ... surpassed 5 million mark in total attendance at University of Phoenix stadium.

### FINAL NFC WEST STANDINGS

Team	W	L	T	Pct.	Pts.	OP
Seattle	13	3	0	.813	417	231
San Francisco	12	4	0	.750	406	272
Arizona	10	6	0	.625	379	324
St. Louis	7	9	0	.438	348	364



## 2014 (11-5)

### HEAD COACH BRUCE ARIANS

Sept. 8	San Diego	W	18-17	61,292
Sept. 14	at NY Giants	W	25-14	78,344
Sept. 21	San Francisco	W	23-14	61,572
Sept. 28	Open Date			
Oct. 5	at Denver	L	20-41	76,895
Oct. 12	Washington	W	30-20	61,139
Oct. 19	at Oakland	W	24-13	52,101
Oct. 26	Philadelphia	W	24-20	61,789
Nov. 2	at Dallas	W	28-17	85,688
Nov. 9	St. Louis	W	31-14	61,363
Nov. 16	Detroit	W	14-6	62,487
Nov. 23	at Seattle	L	3-19	68,327
Nov. 30	at Atlanta	L	18-29	69,557
Dec. 7	Kansas City	W	17-14	62,387
Dec. 11	at St. Louis	W	12-6	55,880
Dec. 21	Seattle	L	6-35	63,806
Dec. 28	at San Francisco	L	17-20	70,699

Home 7-1 (495,835). Away 4-4 (557,491).

### NFC Wild Card Game

Jan. 3 at Carolina L 16-27 61,926

## TEAM STATISTICS

<b>Total First Downs</b> .....	<b>Cards</b> .....	<b>Opp.</b> .....
302	300	300
Rushing	67	77
Passing	191	195
Penalty	44	28
3rd Down: Made/Att	90/224	81/215
3rd Down Pct.	40.2%	37.7%
4th Down: Made/Att	3/4	5/13
4th Down Pct.	75.0%	38.5%
<b>Possession Avg.</b> .....	<b>29:48</b>	<b>30:12</b>
<b>Total Net Yards</b> .....	<b>5116</b>	<b>5891</b>
Avg. Per Game	319.8	368.2
Total Plays	993	1010
Avg. Per Play	5.2	5.8
<b>Net Yards Rushing</b> .....	<b>1308</b>	<b>1739</b>
Avg. Per Game	81.8	108.7
Total Rushes	397	396
<b>Net Yards Passing</b> .....	<b>3808</b>	<b>4152</b>
Avg. Per Game	238.0	259.5
Sacked/Yards Lost	28/182	35/244
Gross Yards	3990	4396
Att./Completions	568/320	579/365
Completion Pct.	56.3%	63.0%
Had Intercepted	12	18
<b>Punts/Average</b> .....	<b>92/41.5</b>	<b>78/45.4</b>
<b>Net Punting Avg.</b> .....	<b>37.1</b>	<b>39.8</b>
<b>Penalties/Yards</b> .....	<b>91/707</b>	<b>130/1192</b>
<b>Fumbles/Ball Lost</b> .....	<b>16/5</b>	<b>13/7</b>
<b>Touchdowns</b> .....	<b>32</b>	<b>32</b>
Rushing	6	9
Passing	21	22
Returns	5	1

## SCORE BY PERIODS

	Q1	Q2	Q3	Q4	OT	Pts
Team	57	96	55	102	0	310
Opponents	78	100	57	64	0	299

## SCORING

	TD	R	Pa	Rt	PAT	FG2Pt	Pts
Catanzaro	0	0	0	0	27/27	29/33	0/14
Floyd	6	0	0	0/0	0/0	0	36
Ellington	5	3	2	0/0	0/0	0	30
Jo. Brown	5	0	5	0/0	0/0	0	30
Taylor	4	1	3	0/0	0/0	0	26
Jr. Brown	2	0	2	0/0	0/0	0	12
Fitzgerald	2	0	2	0/0	0/0	0	12
Johnson	2	0	2	0/0	0/0	0	12
Carlson	1	0	1	0/0	0/0	1	8
Grice	1	1	0	0/0	0/0	0	6
Dwyer	1	1	0	0/0	0/0	0	6
Peterson	1	0	1	0/0	0/0	0	6
Cromartie	1	0	1	0/0	0/0	0	6
Ginn	1	0	0	0/0	0/0	0	6
<b>Team</b>	<b>32</b>	<b>6</b>	<b>21</b>	<b>57/27</b>	<b>29/33</b>	<b>23</b>	<b>310</b>
<b>Opponents</b>	<b>32</b>	<b>9</b>	<b>22</b>	<b>132/32</b>	<b>25/32</b>	<b>0</b>	<b>299</b>

2-Pt. Conversions: Team 2/ 5, Opponents 0/ 0

## PASSING

	Att	Cmp	Yds	Cmp%	Yds/Att	TD	TD%	Int	Int%	Long	Sack/Lost	Rating
D.Stanton	240	132	1711	55.0%	7.1	7	2.9%	5	2.1%	49	11/66	78.7
C.Palmer	224	141	1626	62.9%	7.3	11	4.9%	3	1.3%	80t	9/ 59	95.6
R.Lindley	93	45	562	48.4%	6.0	2	2.2%	4	4.3%	41t	6/ 46	56.8
L.Thomas	9	1	81	11.1%	9.0	1	11.1%	0	0.0%	81t	2/ 11	101.6
T.Ginn	1	1	10	100.0%	10.0	0	0.0%	0	0.0%	10	0/ 0	108.3
M.Grice	1	0	0	0.0%	0.0	0	0.0%	0	0.0%	0	0/ 0	39.6
<b>Team</b>	<b>568</b>	<b>320</b>	<b>3990</b>	<b>56.3%</b>	<b>7.0</b>	<b>21</b>	<b>3.7%</b>	<b>12</b>	<b>2.1%</b>	<b>81t</b>	<b>28/ 182</b>	<b>81.8</b>
<b>Opponents</b>	<b>579</b>	<b>365</b>	<b>4396</b>	<b>63.0%</b>	<b>7.6</b>	<b>22</b>	<b>3.8%</b>	<b>18</b>	<b>3.1%</b>	<b>86t</b>	<b>35/ 244</b>	<b>86.0</b>

## SACKS

Okafor 8.0, Campbell 7.0, Rucker 5.0, Bucannon 2.0, Foote 2.0, Acho 1.0, Benard 1.0, Jefferson 1.0, Johnson 1.0, D.Williams 1.0, Martin 1.0, Powers 1.0, Kelly 1.0, Alexander 1.0, Minter 1.0, P.Peterson 1.0.

Team 35.0, Opponent 28.0

## RUSHING

	No.	Yds	Avg	Long	TD
Ellington	201	660	3.3	22	3
K. Williams	53	246	4.6	19	0
Taylor	63	208	3.3	21	1
Stanton	25	63	2.5	13	0
Dwyer	16	51	3.2	20	1
Grice	15	41	2.7	8	1
Palmer	8	25	3.1	12	0
Hughes	7	11	1.6	5	0
Ginn	3	6	2.0	4	0
Floyd	1	2	2.0	2	0
Housler	1	1	1.0	1	0
<b>Team</b>	<b>397</b>	<b>1308</b>	<b>3.3</b>	<b>22</b>	<b>6</b>
<b>Opponents</b>	<b>396</b>	<b>1739</b>	<b>4.4</b>	<b>79t</b>	<b>9</b>

## RECEIVING

	No.	Yds	Avg	Long	TD
Fitzgerald	63	784	12.4	80t	2
Jo. Brown	48	696	14.5	75t	5
Floyd	47	841	17.9	63	6
Ellington	46	395	8.6	81t	2
Carlson	33	350	10.6	32	1
Jr. Brown	22	229	10.4	26t	2
Ginn	14	190	13.6	27	0
Taylor	11	79	7.2	18	3
Housler	9	129	14.3	27	0
Hughes	8	140	17.5	49	0
Grice	7	29	4.1	15	0
Fells	5	71	14.2	24	0
Niklas	3	38	12.7	17	0
K.Williams	2	11	5.5	6	0
Dwyer	2	8	4.0	5	0
<b>Team</b>	<b>320</b>	<b>3990</b>	<b>12.5</b>	<b>81t</b>	<b>21</b>
<b>Opponents</b>	<b>365</b>	<b>4396</b>	<b>12.0</b>	<b>86t</b>	<b>22</b>

## INTERCEPTIONS

	No.	Yds	Avg	Long	TD
Johnson	4	146	36.5	88t	2
Cromartie	3	65	21.7	40	0
Peterson	3	30	10.0	30t	1
Powers	3	19	6.3	12	0
Okafor	1	26	26.0	26	0
Campbell	1	23	23.0	23	0
Mathieu	1	9	9.0	9	0
Acho	1	3	3.0	3	0
Foote	1	0	0.0	0	0
<b>Team</b>	<b>18</b>	<b>321</b>	<b>17.8</b>	<b>88t</b>	<b>3</b>
<b>Opponents</b>	<b>12</b>	<b>272</b>	<b>22.7</b>	<b>58t</b>	<b>1</b>

## PUNT RETURNS

	Ret	FC	Yds	Avg	Long	TD
Ginn	26	24	277	10.7	71t	1
<b>Team</b>	<b>26</b>	<b>24</b>	<b>277</b>	<b>10.7</b>	<b>71t</b>	<b>1</b>
<b>Opponents</b>	<b>32</b>	<b>37</b>	<b>284</b>	<b>8.9</b>	<b>68</b>	<b>0</b>

## KICKOFF RETURNS

	No.	Yds	Avg	Long	TD
Ginn	22	417	19.0	43	0
<b>Team</b>	<b>22</b>	<b>417</b>	<b>19.0</b>	<b>43</b>	<b>0</b>
<b>Opponents</b>	<b>37</b>	<b>967</b>	<b>26.1</b>	<b>39</b>	<b>0</b>

## PUNTING

	No	Yds	Avg	Net	TB	In	Lg	B
Butler	79	3328	42.1	36.8	5	34	67	2
Zastudil	11	487	44.3	39.0	1	1	53	0
<b>Team</b>	<b>92</b>	<b>3815</b>	<b>41.5</b>	<b>37.1</b>	<b>6</b>	<b>35</b>	<b>67</b>	<b>2</b>
<b>Opponents</b>	<b>78</b>	<b>3544</b>	<b>45.4</b>	<b>39.8</b>	<b>8</b>	<b>29</b>	<b>62</b>	<b>0</b>

## FIELD GOALS

	1-19	20-29	30-39	40-49	50+
Catanzaro	0/0	5/5	12/14	10/11	2/3
<b>Team</b>	<b>0/0</b>	<b>5/5</b>	<b>12/14</b>	<b>10/11</b>	<b>2/3</b>
<b>Opponents</b>	<b>1/1</b>	<b>10/10</b>	<b>3/4</b>	<b>5/8</b>	<b>6/9</b>

## USUAL STARTING LINEUP

<b>Offense</b>	<b>Defense</b>
WR...Larry Fitzgerald	DE...Calais Campbell
LT... Jared Veldheer	NT... Dan Williams
LG... Ted Larsen	DT...Tommy Kelly
C...Lyle Sandlein	DLB...Matt Shaughnessy
RG...Paul Fanaika	ILB...Larry Foote
RT...Bobby Massie	ILB...Kevin Minter
WR...Michael Floyd	SLB...Alex Okafor
TE...John Carlson	RCB...Antonio Cromartie
TE...Rob Housler	LCB...Patrick Peterson
QB...Carson Palmer	SS...Tony Jefferson
RB...Andre Ellington	FS...Rashad Johnson

## NOTES

The Cardinals posted an 11-5 record, tying the franchise record for wins in a season (1975, '49 and '25) ... earned ninth playoff berth in team history and third in seven seasons ... finished 7-1 at home, the most home wins in a single season since 1925 (11) ... nine come-from-behind wins were the most in a single season in franchise history ... had 21 different players miss a combined 109 games due to injury ... head coach **Bruce Arians** was named AP Coach of the Year for the second time in three years (Colts, 2012) and his 21 wins are the most in franchise history for a coach in his first 32 games with the team ... **GM Steve Keim** was named the Sporting News Executive of the Year after putting together a roster that tied the franchise record for wins in a season (11) ... **Larry Fitzgerald** became the youngest player in NFL history to reach 900 career receptions (31 years, 102 days) ... **Carson Palmer** won all six of his starts before suffering a season-ending knee injury ... **Drew Stanton** posted a 5-3 record as a starter in place of the injured Palmer, including 3-0 at home ... **Michael Floyd** had a career-high six TD catches and ranked second in the NFL at 17.9 yards per catch ... **Andre Ellington** totaled 1,055 yards in 2014 (660 rushing, 395 receiving) despite missing the last four games with an injury ... **Calais Campbell** earned his first career Pro Bowl selection and was second-team All-Pro after totaling 59 tackles and 7.0 sacks ... **Patrick Peterson** was voted to his fourth straight Pro Bowl and fellow CB **Antonio Cromartie** also earned Pro Bowl honors ... **Rashad Johnson** led the team with four INTs and had a career-high 92 tackles ... **Justin Bethel** was selected to his second straight Pro Bowl as a special teamer ... rookie **Chandler Catanzaro** tied the NFL record for most consecutive FGs made to begin a career (17) ... for the ninth consecutive season, the team sold out every home game, bringing the streak to 93 consecutive sellouts dating back to the opening of University of Phoenix Stadium in 2006.

## FINAL NFC WEST STANDINGS

<b>Team</b>	<b>W</b>	<b>L</b>	<b>T</b>	<b>Pct.</b>	<b>Pts.</b>	<b>OP</b>
Seattle	12	4	0	.750	394	254
Arizona	11	5	0	.688	310	299
San Francisco	8	8	0	.500	306	340
St. Louis	6	10	0	.375	324	354



## 2015 (13-3)

### HEAD COACH BRUCE ARIANS

Sept. 13	New Orleans	W 31-19	62,903
Sept. 20	at Chicago	W 48-23	62,351
Sept. 27	San Francisco	W 47-7	63,663
Oct. 4	St. Louis	L 22-24	63,146
Oct. 11	at Detroit	W 42-17	60,816
Oct. 18	at Pittsburgh	L 13-25	63,846
Oct. 26	Baltimore	W 26-18	64,722
Nov. 1	at Cleveland	W 34-20	67,431
Nov. 8	Open Date		
Nov. 15	at Seattle	W 39-32	69,005
Nov. 22	Cincinnati	W 34-31	64,745
Nov. 29	at San Francisco	W 19-13	70,799
Dec. 6	at St. Louis	W 27-3	51,115
Dec. 10	Minnesota	W 23-20	64,784
Dec. 20	at Philadelphia	W 40-17	69,659
Dec. 27	Green Bay	W 38-8	64,878
Jan. 3	Seattle	L 6-36	64,546

Home 6-2 (513,487). Away 7-1 (514,959).

### NFC Divisional Playoff Game

Jan. 16 vs. Green Bay W 26-20 (OT) 65,089

### NFC Championship Game

Jan. 24 at Carolina L 15-49 74,294

## TEAM STATISTICS

	Cards	Opp.
<b>Total First Downs</b> .....	<b>373</b>	<b>284</b>
Rushing	92	79
Passing	237	177
Penalty	44	28
3rd Down: Made/Att	93/198	75/210
3rd Down Pct.	47.0%	35.7%
4th Down: Made/Att	4/9	8/17
4th Down Pct.	44.4%	47.1%
<b>Possession Avg.</b> .....	<b>32:04</b>	<b>27:56</b>
<b>Total Net Yards</b> .....	<b>6533</b>	<b>5147</b>
Avg. Per Game	408.3	321.7
Total Plays	1041	982
Avg. Per Play	6.3	5.2
<b>Net Yards Rushing</b> .....	<b>1917</b>	<b>1460</b>
Avg. Per Game	119.8	91.3
Total Rushes	452	373
Sacked/Yards Lost	27/159	36/270
Gross Yards	4775	3957
Att./Completions	562/353	573/343
Completion Pct.	62.8%	59.9%
Had Intercepted	13	19
<b>Punts/Average</b> .....	<b>61/42.2</b>	<b>78/46.9</b>
<b>Net Punting Avg.</b> .....	<b>35.4</b>	<b>42.5</b>
<b>Penalties/Yards</b> .....	<b>94/758</b>	<b>130/1202</b>
<b>Fumbles/Ball Lost</b> .....	<b>23/11</b>	<b>31/14</b>
<b>Touchdowns</b> .....	<b>58</b>	<b>34</b>
Rushing	16	9
Passing	35	24
Returns	7	1

## SCORE BY PERIODS

	Q1	Q2	Q3	Q4	OT	Pts
Team	86	153	142	108	0	489
Opponents	61	100	62	90	0	313

## SCORING

	TD	Ru	Pa	0	PAT	FG	2Pt	Pts
C.Catanzaro	0	0	0	0	0	53/58	28/31	0 137
D.Johnson	13	8	4	1	0/0	0/0	0/0	78
L.Fitzgerald	9	9	0	0	0/0	0/0	0/0	54
J.Brown	7	0	7	0	0/0	0/0	0/0	42
M.Floyd	6	0	6	0	0/0	0/0	0/0	36
D.Fells	3	0	3	0	0/0	0/0	0/0	18
A.Ellington	3	3	0	0	0/0	0/0	0/0	18
C.Johnson	3	3	0	0	0/0	0/0	0/0	18
T.Niklas	2	0	2	0	0/0	0/0	0/0	12
J.Nelson	2	0	2	0	0/0	0/0	0/0	12
T.Mathieu	1	0	1	0	0/0	0/0	0/0	6
D.Bucannon	1	0	1	0	0/0	0/0	0/0	6
K.Williams	1	1	0	0	0/0	0/0	0/0	6
T.Jefferson	1	0	1	0	0/0	0/0	0/0	6
Ja.Brown	1	0	1	0	0/0	0/0	0/0	6
J.Powes	1	0	1	0	0/0	0/0	0/0	6
J.Gresham	1	0	1	0	0/0	0/0	0/0	6
J.Bethel	1	0	0	1	0/0	0/0	0/0	6

## PASSING

	Att	Cmp	Yds	Cmp%	Yds/Att	TD	TD%	Int	Int%	Long	Sack/Lost	Rating
C.Palmer	537	342	4671	63.7%	8.7	35	6.5%	11	2.0%	68	25/151	104.6
D.Stanton	25	11	104	44.0%	4.2	0	0.0%	2	8.0%	21	2/8	22.8
<b>Team</b>	<b>562</b>	<b>353</b>	<b>4775</b>	<b>62.8%</b>	<b>8.5</b>	<b>35</b>	<b>6.2%</b>	<b>13</b>	<b>2.3%</b>	<b>68</b>	<b>27/159</b>	<b>101.0</b>
<b>Opponents</b>	<b>573</b>	<b>343</b>	<b>3957</b>	<b>59.9%</b>	<b>6.9</b>	<b>24</b>	<b>4.2%</b>	<b>19</b>	<b>3.3%</b>	<b>88t</b>	<b>36/270</b>	<b>80.9</b>

	1	2	3	4	0/0	0/0	0	6
C.Redding	1	0	0	1	0/0	0/0	0	6
F.Rucker	0	0	0	0	0/0	0/0	0	2
K.Minter	0	0	0	0	0/0	0/0	0	2
<b>Team</b>	<b>58</b>	<b>16</b>	<b>35</b>	<b>7</b>	<b>53/58</b>	<b>28/31</b>	<b>0</b>	<b>489</b>
<b>Opponents</b>	<b>34</b>	<b>9</b>	<b>24</b>	<b>1</b>	<b>27/29</b>	<b>26/27</b>	<b>2</b>	<b>313</b>

2-Pt. Conversions: Team 0/0, Opponents: 2/5

## SACKS

D.Freeney 8.0, C.Campbell 5.0, M.Golden 4.0, F.Rucker 3.0, D.Bucannon 3.0, T.Jefferson 2.0, A.Okafor 2.0, K.Martin 1.5, R.Gunter 1.0, T.Mathieu 1.0, L.Woodley 1.0, J.Mauro 1.0, E.Stanton 1.0, J.Powes 1.0, K.Minter 0.5

**Team: 35.0, Opponents: 27.0**

## RUSHING

	No.	Yds	Avg	Long	TD
C.Johnson	196	814	4.2	62	3
D.Johnson	125	581	4.6	47t	8
A.Ellington	45	289	6.4	63t	3
K.Williams	27	142	5.3	35t	1
S.Taylor	17	58	3.4	16	0
C.Palmer	25	24	1.0	12	1
J.Brown	3	22	7.3	13	0
J.Nelson	1	0	0.0	0	0
D.Stanton	13	-13	-1.0	-1	0
<b>Team</b>	<b>452</b>	<b>1917</b>	<b>4.2</b>	<b>63t</b>	<b>16</b>
<b>Opponents</b>	<b>373</b>	<b>1460</b>	<b>3.9</b>	<b>52</b>	<b>9</b>

## RECEIVING

	No.	Yds	Avg	Long	TD
L.Fitzgerald	109	1215	11.1	44	9
J.Brown	65	1003	15.4	68	7
M.Floyd	52	849	16.3	60t	6
D.Johnson	36	457	12.7	55t	4
D.Fells	21	311	14.8	48	3
J.Gresham	18	223	12.4	22	1
A.Ellington	15	148	9.9	32	0
J.Nelson	11	299	27.2	64t	2
Ja.Brown	11	144	13.1	39	1
C.Johnson	6	58	9.7	40	0
T.Niklas	4	33	8.3	13	2
K.Williams	2	16	8.0	12	0
M.Iupati	1	10	10.0	10	0
B.Golden	1	5	5.0	5	0
S.Taylor	1	4	4.0	4	0
<b>Team</b>	<b>353</b>	<b>4775</b>	<b>13.5</b>	<b>68</b>	<b>35</b>
<b>Opponents</b>	<b>343</b>	<b>3957</b>	<b>11.5</b>	<b>88t</b>	<b>24</b>

## INTERCEPTIONS

	No.	Yds	Avg	Long	TD
T.Mathieu	5	92	18.4	33t	1
R.Johnson	5	14	2.8	11	0
P.Peterson	2	41	20.5	40	0
T.Jefferson	2	26	13.0	26t	1
J.Bethel	1	21	10.5	21	1
D.Bucannon	1	39	39.0	39t	1
C.Redding	1	30	30.0	30	0
J.Powes	1	0	0.0	0	0
<b>Team</b>	<b>19</b>	<b>263</b>	<b>13.8</b>	<b>40</b>	<b>4</b>
<b>Opponents</b>	<b>13</b>	<b>87</b>	<b>6.7</b>	<b>40</b>	<b>0</b>

## PUNT RETURNS

	Ret	FC	Yds	Avg	Long	TD
P.Peterson	32	17	260	8.1	38	0
J.Nelson	4	4	13	3.3	11	0
B.Golden	3	1	16	5.3	10	0
<b>Team</b>	<b>39</b>	<b>22</b>	<b>289</b>	<b>7.4</b>	<b>38</b>	<b>0</b>
<b>Opponents</b>	<b>25</b>	<b>19</b>	<b>295</b>	<b>11.8</b>	<b>66</b>	<b>0</b>

## KICKOFF RETURNS

	No.	Yds	Avg	Long	TD
D.Johnson	22	598	27.2	108t	1
K.Williams	8	126	15.8	24	0
P.Peterson	2	46	23.0	24	0
<b>Team</b>	<b>32</b>	<b>770</b>	<b>24.1</b>	<b>108t</b>	<b>1</b>
<b>Opponents</b>	<b>49</b>	<b>1191</b>	<b>24.3</b>	<b>58</b>	<b>0</b>

## PUNTING

	No	Yds	Avg	Net	TB	In	Lg	B
D.Butler	60	2575	42.9	35.4	6	22	58	1
<b>Team</b>	<b>61</b>	<b>2575</b>	<b>42.2</b>	<b>35.4</b>	<b>6</b>	<b>22</b>	<b>58</b>	<b>1</b>
<b>Opponents</b>	<b>78</b>	<b>3661</b>	<b>46.9</b>	<b>42.5</b>	<b>3</b>	<b>31</b>	<b>79</b>	<b>0</b>

## FIELD GOALS

	1-19	20-29	30-39	40-49	50+
Catanzaro	1/1	12/12	9/9	6/7	0/2
<b>Team</b>	<b>1/1</b>	<b>12/12</b>	<b>9/9</b>	<b>6/7</b>	<b>0/2</b>
<b>Opponents</b>	<b>0/0</b>	<b>3/3</b>	<b>8/8</b>	<b>9/10</b>	<b>6/6</b>

## USUAL STARTING LINEUP

Offense	Defense
WR ... Larry Fitzgerald	DT ... Calais Campbell
LT ... Jared Veldheer	DT ... Rodney Gunter
LG ... Mike Iupati	DT ... Frostee Rucker
RG ... Lyle Sendien	DE ... Markus Golden
RC ... Ted Larsen	ILB ... Deone Bucannon
WR ... Bobby Mathis	ILB ... Kevin Minter
WR ... John Brown	WILL ... Alex Okafor
TE ... Darren Fells	CB ... Patrick Peterson
TE ... Jermaine Gresham	CB ... Jeraud Powers
QB ... Carson Palmer	SS ... Rashad Johnson
RB ... Johnson/O'Johnson	FS ... Tyrann Mathieu

## NOTES

The Cardinals posted a 13-3 record, setting a new franchise record for wins in a season ... earned first postseason bid in team history and made second ever NFC Championship Game appearance ... marked 10th playoff berth in team history and fourth in the last eight seasons ... established franchise single-season records for points (489), TDs (59), TD passes (35), total net yards (6,533) and first downs (373) ... had the #1 offense in the NFL for the first time in franchise history and finished season ranked #5 on defense, marking the first time since 1963 the Cardinals ranked in the top five of both categories in a season ... established franchise records for road wins (7) and points on the road (262) ... had 19 different players score at least one TD, which set a franchise record and led the NFL ... tied franchise record with seven players selected to the Pro Bowl ... head coach **Bruce Arians** improved record to 34-14 in three years with Arizona, and his 34 wins ranks sixth in franchise history ... **Carson Palmer** established franchise single-season records with 4,671 passing yards, 35 TD passes and a 104.6 passer rating and was named second-team All-Pro while earning third career Pro Bowl honor ... **Larry Fitzgerald** earned ninth career Pro Bowl selection after catching franchise single-season record 109 passes and became the youngest player in NFL history to reach 1,000 career receptions (32 years, 97 days) ... **John Brown** totaled 1,003 yards receiving, giving the Cardinals multiple 1,000-yard receivers for just the fifth time in team history ... **David Johnson** totaled 1,636 all-purpose yards and set a franchise rookie record with 13 TDs (eight rushing, four receiving and one KO return) ... **Mike Iupati** was named second-team All-Pro and chosen to fourth straight Pro Bowl in his debut season with the Cardinals ... **Calais Campbell** earned second consecutive Pro Bowl selection and moved into fourth on franchise all-time sacks list with 48.5 ... **Patrick Peterson** was voted to his fifth straight Pro Bowl and named first-team All-Pro for the third time (second as a CB) ... **Tyrann Mathieu** was the NFC Defensive Player of the Month for November and joined Peterson in earning first-team All-Pro honors while being chosen for his first career Pro Bowl ... **Deone Bucannon** started every game at dollar linebacker and led the team with 127 tackles ... **Dwight Freeney** had a team-high 8.0 sacks despite not signing with the team until Week 6 ... **Justin Bethel** was selected to his third straight Pro Bowl as a special teamer after leading the team with 34 special teams tackles ... **Chandler Catanzaro** ranked third in the NFL with 137 points, the second-highest total in franchise history ... for the 10th consecutive season, the team sold out every home game, bringing the streak to 104 consecutive sellouts dating back to 2006.

## FINAL NFC WEST

### STANDINGS

Team	W	L	T	Pct.	Pts	OP
Arizona	13	3	0	.813	489	313
Seattle	10	6	0	.625	423	277
St. Louis	7	9	0	.438	280	330
San Francisco	5	11	0	.313	238	387

</





## 2016 (7-8-1)

### HEAD COACH BRUCE ARIANS

Sept. 11	New England	L	21-23	64,864
Sept. 18	Tampa Bay	W	40-7	64,230
Sept. 25	at Buffalo	L	18-33	68,647
Oct. 2	Los Angeles	L	13-17	64,622
Oct. 6	at San Francisco	W	33-21	70,178
Oct. 17	NY Jets	W	28-3	64,709
Oct. 23	Seattle	T	6-6 (OT)	65,089
Oct. 30	at Carolina	L	20-30	74,088
Nov. 6	Open Date			
Nov. 13	San Francisco	W	23-20	65,127
Nov. 20	at Minnesota	L	24-30	66,808
Nov. 27	at Atlanta	L	19-38	69,233
Dec. 4	Washington	W	31-23	64,939
Dec. 11	at Miami	L	23-26	65,750
Dec. 18	New Orleans	L	41-48	65,072
Dec. 24	at Seattle	W	34-31	69,050
Jan. 1	at Los Angeles	W	44-6	80,279

418-362

Home 4-3-1 (518,652). Away 3-5 (564,033).

## TEAM STATISTICS

	Cards	Opp.
<b>Total First Downs</b> .....	<b>368</b>	<b>293</b>
Rushing	97	90
Passing	229	175
Penalty	42	28
3rd Down: Made/Att	87/214	85/219
3rd Down Pct.	40.7%	38.8%
4th Down: Made/Att	5/10	7/15
4th Down Pct.	50.0%	46.7%
<b>Possession Avg.</b> .....	<b>30:25</b>	<b>29:35</b>
<b>Total Net Yards</b> .....	<b>5868</b>	<b>4883</b>
Avg. Per Game	366.8	305.2
Total Plays	1086	1019
Avg. Per Play	5.4	4.8
<b>Net Yards Rushing</b> .....	<b>1732</b>	<b>1518</b>
Avg. Per Game	108.3	94.9
Total Rushes	399	424
<b>Net Yards Passing</b> .....	<b>4136</b>	<b>3365</b>
Avg. Per Game	258.5	210.3
Sacks/Yards Lost	41/289	48/374
Good Yards	4425	3739
Attempts/Completions	646/383	547/344
Completion Pct.	59.3%	62.9%
Had Intercepted	17	14
<b>Punts/Average</b> .....	<b>80/40.9</b>	<b>80/45.4</b>
<b>Net Punting Avg.</b> .....	<b>36.5</b>	<b>42.0</b>
<b>Penalties/Yards</b> .....	<b>104/889</b>	<b>123/1010</b>
<b>Fumbles/Ball Lost</b> .....	<b>27/11</b>	<b>30/14</b>
<b>Touchdowns</b> .....	<b>51</b>	<b>41</b>
Rushing	20	16
Passing	28	21
Returns	3	4

## SCORE BY PERIODS

	Q1	Q2	Q3	Q4	OT	Pts
Team	58	140	81	136	3	418
Opponents	72	99	91	37	3	362

## SCORING

	TD	Ru	Pa	Rt	PAT	FG	2Pt	Pts
D.Johnson	20	16	4	0	0/0	0/0	1	122
C.Catanzaro	0	0	0	43	67	21/28	0	116
J.Nelson	7	1	6	0	0/0	0/0	0	42
L.Fitzgerald	6	0	6	0	0/0	0/0	0	36
M.Floyd	4	0	4	0	0/0	0/0	0	24
K.Williams	2	2	0	0	0/0	0/0	0	12
J.Brown	2	2	0	0	0/0	0/0	0	12
J.Gresham	2	0	2	0	0/0	0/0	0	12
C.Campbell	1	0	1	0	0/0	0/0	0	8
C.Johnson	1	1	0	0	0/0	0/0	0	6
J.Ross	1	0	1	0	0/0	0/0	0	6
B.Golden	1	0	1	0	0/0	0/0	0	6
J.Bethel	1	0	0	1	0/0	0/0	0	6
M.Cooper	1	0	0	1	0/0	0/0	0	6
Ja.Brown	1	0	1	0	0/0	0/0	0	6
D.Fells	1	0	1	0	0/0	0/0	0	6
C.Peters	0	0	0	0	0/0	0/0	2	2
<b>Team</b>	<b>51</b>	<b>20</b>	<b>28</b>	<b>3</b>	<b>43/47</b>	<b>21/28</b>	<b>1</b>	<b>418</b>
<b>Opponents</b>	<b>41</b>	<b>16</b>	<b>21</b>	<b>4</b>	<b>37/40</b>	<b>25/28</b>	<b>1</b>	<b>362</b>

2-Pt. Conversions: Team 1/4, Opponents: 1/1

## PASSING

	Att	Cmp	Yds	Cmp%	Yds/Att	TD	TD%	Int	Int%	Long	Sack/Lost	Rating
C.Palmer	597	364	4233	61.0%	7.1	26	4.4%	14	2.3%	80t	40/281	87.2
D.Stanton	48	19	192	39.6%	4.0	2	4.2%	3	6.3%	29t	1/8	39.6
L.Fitzgerald	1	0	0	0.0%	0.0	0	0.0%	0	0.0%	0	0/0	39.6
<b>Team</b>	<b>646</b>	<b>383</b>	<b>4425</b>	<b>59.3%</b>	<b>6.8</b>	<b>28</b>	<b>4.3%</b>	<b>17</b>	<b>2.6%</b>	<b>80t</b>	<b>41/289</b>	<b>83.5</b>
<b>Opponents</b>	<b>547</b>	<b>344</b>	<b>3739</b>	<b>62.9%</b>	<b>6.8</b>	<b>21</b>	<b>3.8%</b>	<b>14</b>	<b>2.6%</b>	<b>71</b>	<b>48/374</b>	<b>85.1</b>

## SACKS

M.Golden 12.5, C.Jones 11.0, C.Campbell 8.0, A.Okafor 3.5, K.Minter 3.5, T.Jefferson 2.0, D.Sweareinger 2.0, R.Gunter 1.5, T.Mathieu 1.0, K.Martin 1.0 **Team: 46.0, Opponents: 40.0**

## RUSHING

	No.	Yds	Avg	Long	TD
D.Johnson	293	1239	4.2	58t	16
K.Williams	18	157	8.7	49t	2
A.Ellington	34	96	2.8	13	0
C.Johnson	25	95	3.8	18	1
J.Nelson	4	83	20.8	56t	1
C.Palmer	14	38	2.7	16	0
S.Taylor	4	12	3.0	12	0
J.Brown	1	10	10.0	10	0
L.Fitzgerald	2	5	2.5	4	0
D.Butler	1	0	0.0	0	0
D.Stanton	3	-3	-1.0	-1	0
<b>Team</b>	<b>399</b>	<b>1732</b>	<b>4.3</b>	<b>58t</b>	<b>20</b>
<b>Opponents</b>	<b>424</b>	<b>1518</b>	<b>3.6</b>	<b>49</b>	<b>16</b>

## RECEIVING

	No.	Yds	Avg	Long	TD
L.Fitzgerald	107	1023	9.6	32	6
D.Johnson	80	879	11.0	58	4
J.Brown	39	517	13.3	30t	2
J.Gresham	37	391	10.6	34	2
J.Nelson	34	568	16.7	80t	6
M.Floyd	33	446	13.5	39	4
D.Fells	14	154	11.0	37t	1
A.Ellington	12	85	7.1	16	0
Ja.Brown	11	187	17.0	51t	1
B.Golden	8	82	10.3	22	1
J.Ross	4	37	9.3	15	1
I.Momah	2	50	25.0	27	0
K.Williams	1	6	6.0	6	0
N.Niklas	1	0	0.0	0	0
H.Valles	0	0	0.0	0	0
C.Johnson	0	0	0.0	0	0
<b>Team</b>	<b>383</b>	<b>4425</b>	<b>11.6</b>	<b>80t</b>	<b>28</b>
<b>Opponents</b>	<b>344</b>	<b>3739</b>	<b>10.9</b>	<b>71</b>	<b>21</b>

## INTERCEPTIONS

	No.	Yds	Avg	Long	TD
M.Cooper	4	95	23.8	60t	1
P.Peterson	3	27	9.0	25	0
D.Sweareinger	3	13	4.3	12	0
J.Bethel	1	66	66.0	66t	1
H.Miller	1	52	52.0	52	0
T.Mathieu	1	9	9.0	5	0
C.Campbell	1	1	1.0	1	0
<b>Team</b>	<b>14</b>	<b>263</b>	<b>18.8</b>	<b>66t</b>	<b>2</b>
<b>Opponents</b>	<b>17</b>	<b>226</b>	<b>13.3</b>	<b>100t</b>	<b>1</b>

## PUNT RETURNS

	Ret	FC	Yds	Avg	Long	TD
J.Brown	17	11	119	7.0	32	0
P.Peterson	13	12	81	6.2	17	0
B.Golden	7	0	30	4.3	8	0
C.Jones	1	0	0	0.0	0	0
J.Ross	0	1	0	0.0	0	0
<b>Team</b>	<b>38</b>	<b>24</b>	<b>230</b>	<b>6.1</b>	<b>32</b>	<b>0</b>
<b>Opponents</b>	<b>33</b>	<b>29</b>	<b>310</b>	<b>9.4</b>	<b>47</b>	<b>0</b>

## KICKOFF RETURNS

	No.	Yds	Avg	Long	TD
B.Golden	11	266	24.2	49	0
A.Ellington	10	163	16.3	25	0
J.Nelson	2	53	26.5	39	0
J.Brown	1	51	51.0	51	0
P.Peterson	1	11	11.0	11	0
<b>Team</b>	<b>25</b>	<b>544</b>	<b>21.8</b>	<b>51</b>	<b>0</b>
<b>Opponents</b>	<b>29</b>	<b>671</b>	<b>23.1</b>	<b>104t</b>	<b>1</b>

## PUNTING

	No	Yds	Avg	Net	TB	Int	Lg
R.Quigley	34	1416	41.6	37.2	2	13	55
D.Butler	32	1350	42.2	35.6	0	10	62
M.Wright	10	437	43.7	37.5	0	2	59
C.Catanzaro	2	66	33.0	33.0	0	0	47
<b>Team</b>	<b>80</b>	<b>3269</b>	<b>40.9</b>	<b>36.5</b>	<b>2</b>	<b>25</b>	<b>62</b>
<b>Opponents</b>	<b>80</b>	<b>3633</b>	<b>45.4</b>	<b>42.0</b>	<b>2</b>	<b>23</b>	<b>73</b>

## FIELD GOALS

	1-19	20-29	30-39	40-49	50+
C.Catanzaro	1/1	5/6	6/7	6/8	3/6
<b>Team</b>	<b>1/1</b>	<b>5/6</b>	<b>6/7</b>	<b>6/8</b>	<b>3/6</b>
<b>Opponents</b>	<b>1/1</b>	<b>6/7</b>	<b>7/7</b>	<b>7/9</b>	<b>4/4</b>

## USUAL STARTING LINEUP

Offense	Defense
WR.....Larry Fitzgerald	DE.....Calais Campbell
LT.....Jared Veldheer	NT.....Corey Peters
LG.....Mike Lupati	SM.....Josh Mauro
CM.....A.Q.Shiley	SLB.....Chandler Jones
RG.....Earl Watford	SAM.....Deone Bucannon
WR.....D.J.Humphries	ILB.....Kevin Minter
RT.....John Brown	DB.....D.J.Sweareinger
WR.....J.J.Nelson	CB.....Patrick Peterson
TE.....Jermaine Gresham	CB.....Marcus Cooper
QB.....Carson Palmer	SS.....Tony Jefferson
RB.....David Johnson	FS.....Tyrann Mathieu

## NOTES

The Cardinals finished 7-8-1, second in the NFC West ... had the #2 ranked defense and #9 ranked offense in the NFL, marking the second consecutive season ranking in the top 10 on both sides of the ball ... led the NFL with 48 sacks, the second time in franchise history the team lead the NFL in sacks ... finished the season with 418 points, the fourth-best total in franchise history ... went 4-1-1 against the NFC West, including 3-0 on the road for the second straight season ... head coach **Bruce Arians** moved up to third on franchise all-time wins list with 41 ... **David Johnson** earned first-team All-Pro and Pro Bowl honors after leading the NFL and establishing new franchise records with 2,118 scrimmage yards (1,239 rushing, 879 receiving) and 20 total TDs ... Johnson also became the first player in NFL history with 100+ scrimmage in each of the first 15 games of a season ... **Larry Fitzgerald** earned 10th career Pro Bowl selection after leading the NFL with 107 receptions ... Fitzgerald moved into third on NFL's all-time receptions with 1,125 and surpassed 200 career games played and 100 career TD receptions ... **Carson Palmer** threw for 4,233 yards and 26 TDs, marking his third 4,000-yard season with the Cardinals and joining Kurt Warner (3 times, 2007-09) as only QBs in franchise history with 25+ TD passes in multiple seasons ... **J.J. Nelson** set career highs with 34 receptions for 568 yards and seven total TDs, with all seven TDs coming in the final nine games of the season ... **Patrick Peterson** was selected to his sixth consecutive Pro Bowl (fifth at CB), joining Hall of Famers Jim Brown, Barry Sanders and Emmitt Smith as only players in NFL history with six Pro Bowls before their 27th birthday ... **Markus Golden** led the team with 12.5 sacks and 16 tackles for loss; his 12.5 sacks ranked third in the NFL and marked the highest total by a linebacker in franchise history ... **Chandler Jones** recorded 11.0 sacks in his first season in Arizona, giving the Cardinals multiple players with double-digit sacks in a season for just the third time (1983, 1984) ... **Calais Campbell** was second-team All-Pro and moved into second on the franchise's all-time sacks list with 56.5 after recording 8.0 on the year, his seventh season with six or more sacks ... **Tony Jefferson** established career highs with 92 tackles and 13 tackles for loss, which led all NFL defensive backs ... **Deone Bucannon** led the team with 100 tackles despite missing the last three games after being placed on IR with an ankle injury ... for the 11th consecutive season, the team sold out every home game, bringing the streak to 114 consecutive sellouts dating back to 2006.

## FINAL NFC WEST STANDINGS

Team	W	L	T	Pct.	Pts.	OP
Seattle	10	5	1	.656	354	292
Arizona	7	8	1			



## PRESEASON RESULTS

### 1946 (2-0)

Sept. 8	At Newark Bears	W	48-6	10,800
Sept. 13	Greensboro Generals	W	47-0	5,000

### 1947 (3-0)

Sept. 5	Philadelphia (At Buffalo, N.Y.)	W	38-21	16,282
Sept. 10	N.Y. Giants	W	52-21	39,850
Sept. 19	Boston Yanks (At Dallas, Tex.)	W	7-3	16,000

### 1948 (4-0)

Aug. 20	College All-Stars (At Chicago-Soldier Field)	W	28-0	101,220
Sept. 6	Washington (At Denver, Colo.)	W	46-20	17,782
Sept. 10	At Philadelphia	W	23-9	65,000
Sept. 19	Pittsburgh (At Chicago-Wrigley Field)	W	35-14	16,834

### 1949 (4-1)

Aug. 29	Philadelphia	L	14-51	36,236
Sept. 2	N.Y. Bulldogs (At Allentown, Pa.)	W	24-21	8,316
Sept. 10	Washington (At Birmingham, Ala.)	W	24-10	25,000
Sept. 14	At Pittsburgh	W	30-7	17,983
Sept. 18	Wilkes-Barre Barons (At Pittston, Pa.)	W	49-6	3,519

### 1950 (1-5)

Aug. 16	At Green Bay	L	14-17	20,136
Aug. 19	N.Y. Yanks (At Des Moines, Ia.)	L	10-23	12,000
Aug. 23	At L.A. Rams	L	31-34	16,919
Aug. 26	Washington (At Denver, Colo.)	L	7-31	17,302
Sept. 1	San Francisco	W	28-21	29,207
Sept. 9	Detroit (Birmingham, Ala.)	L	16-24	15,000

### 1951 (2-3)

Aug. 25	At Green Bay	L	14-17	16,168
Aug. 31	N.Y. Yanks	W	28-7	20,165
Sept. 8	L.A. Rams (At Salt Lake City, Utah)	W	36-21	18,000
Sept. 15	Detroit (At San Antonio, Tex.)	L	7-21	19,510
Sept. 23	San Francisco (At Omaha, Neb.)	L	17-37	10,000

### 1952 (3-3)

Aug. 18	Detroit (At Amarillo, Tex.)	L	13-28	10,500
Aug. 24	At San Francisco	L	14-38	34,109
Aug. 30	L.A. Rams (At Portland, Ore.)	L	14-24	30,000
Sept. 7	Green Bay	W	38-7	15,497
Sept. 13	Camp Polk (At Camp Polk, La.)	W	66-7	6,000
Sept. 20	Dallas Texans (At Houston, Tex.)	W	10-0	12,500

### 1953 (2-2-1)

Aug. 22	Baltimore Colts (At Lubbock, Tex.)	L	7-10	3,000
Aug. 29	Green Bay (At Spokane, Wash.)	W	13-7	17,000
Sept. 7	L.A. Rams (At Portland, Ore.)	W	23-10	26,210
Sept. 13	At San Francisco	T	14-14	22,736
Sept. 20	At Chicago Bears	L	13-14	25,840

### 1954 (2-5)

Aug. 14	Green Bay (At Minneapolis, Minn.)	W	27-10	21,000
Aug. 18	Chicago Bears (At Chattanooga, Tenn.)	W	19-0	12,000
Aug. 21	N.Y. Giants (At Spokane, Wash.)	L	0-30	10,000
Aug. 29	At San Francisco	L	7-42	24,559
Sept. 4	L.A. Rams (At Portland, Ore.)	L	17-51	19,295
Sept. 11	Philadelphia (At St. Louis, Mo.)	L	0-30	10,000
Sept. 15	Baltimore Colts	L	2-20	18,581

### 1955 (1-4)

Aug. 20	Chicago Bears (At Jacksonville, Fla.)	W	21-6	24,000
Aug. 28	Detroit	L	16-17	12,621
Sept. 4	At San Francisco	L	7-43	33,579

### 1956 (1-5)

Aug. 18	Chicago Bears (At Jacksonville, Fla.)	L	7-31	22,000
Aug. 25	Detroit (At Mobile, Ala.)	W	20-17	20,000
Sept. 2	At San Francisco	L	13-14	28,758
Sept. 7	At L.A. Rams	L	21-69	35,855
Sept. 15	Green Bay (At St. Louis, Mo.)	L	20-21	31,454
Sept. 23	N.Y. Giants (At Memphis, Tenn.)	L	7-42	Unknown

### 1957 (1-5)

Aug. 16	Green Bay (At Miami, Fla.)	L	16-20	20,820
Aug. 24	Green Bay (At Austin, Tex.)	L	14-17	20,000
Aug. 31	L.A. Rams (At Portland, Ore.)	L	21-63	21,108
Sept. 7	San Francisco (At Seattle, Wash.)	L	21-27	28,000
Sept. 15	Baltimore Colts (At Louisville, Ky.)	L	9-27	17,216
Sept. 21	Baltimore Colts (At St. Louis, Mo.)	W	27-21	21,182

### 1958 (2-3-1)

Aug. 17	Chicago Bears (At Buffalo, N.Y.)	L	7-10	15,000
Aug. 23	Baltimore Colts (At Austin, Tex.)	T	31-31	14,000
Aug. 31	At San Francisco	L	31-55	23,997
Sept. 6	L.A. Rams (At Seattle, Wash.)	W	27-26	31,500
Sept. 12	Pittsburgh (At St. Louis, Mo.)	L	31-55	25,302
Sept. 21	Green Bay (At Minneapolis, Minn.)	W	31-24	18,520

### 1959 (4-3)

Aug. 5	At Toronto Argonauts	W	55-27	27,152
Aug. 15	Detroit (At Norman, Okla.)	L	19-21	40,000
Aug. 22	Pittsburgh	W	21-10	15,000
Aug. 29	At L.A. Rams	L	21-34	52,013
Sept. 5	San Francisco	W	27-24	23,000
Sept. 11	Pittsburgh (At Seattle, Wash.)	L	13-21	30,055
Sept. 20	Baltimore Colts (At Louisville, Ky.)	W	31-17	16,671

### 1960 (4-2)

Aug. 13	Dallas (At San Antonio, Tex.)	W	20-13	14,000
Aug. 20	Detroit (At Toledo, Ohio)	L	21-24	8,036
Aug. 26	Baltimore (At Charleston, S.C.)	W	31-21	14,000
Sept. 5	At Green Bay	L	14-35	20,668
Sept. 9	Philadelphia	W	35-14	23,666
Sept. 18	At San Francisco	W	24-17	13,021

### 1961 (1-4)

Aug. 2	At Toronto (Vs. CFL Argonauts)	W	36-7	24,376
Aug. 18	Green Bay	L	10-31	31,056
Aug. 26	Pittsburgh (At Jacksonville, Fla.)	L	14-24	13,090
Sept. 1	At Detroit	L	7-20	12,621
Sept. 9	Philadelphia (At Hershey, Pa.)	L	0-27	13,392

### 1962 (1-3-1)

Aug. 11	N.Y. Giants (At Canton, Ohio)	T	21-21	15,000
Aug. 18	Green Bay (At Jacksonville, Fla.)	L	14-21	21,622
Aug. 25	At Minnesota	W	24-21	15,500
Sept. 1	Detroit (At Omaha, Neb.)	L	14-19	13,319
Sept. 7	Detroit	L	0-14	32,439

### 1963 (2-2)

Aug. 16	San Francisco (At Salt Lake City, Utah)	W	24-22	19,038
Aug. 24	Detroit (At Omaha, Neb.)	L	17-22	14,400
Aug. 31	At Chicago Bears	W	17-14	60,884
Sept. 6	Minnesota	L	0-35	30,842



## 1964 (3-2)

Aug. 8	Green Bay (At New Orleans, La.)	W	20-7	63,000
Aug. 15	Minnesota (At Atlanta, Ga.)	L	10-24	10,500
Aug. 21	Baltimore	W	30-21	32,069
Aug. 28	At Chicago Bears	W	7-3	50,173
Sept. 5	Washington (At Norfolk, Va.)	L	10-17	20,642

## 1965 (1-3-1)

Aug. 14	Baltimore (At New Orleans, La.)	L	10-22	75,229
Aug. 21	Washington (At Richmond, Va.)	L	7-13	19,000
Aug. 27	San Francisco	T	17-17	29,831
Sept. 3	At Chicago Bears	W	25-3	52,648
Sept. 11	At Green Bay	L	13-31	50,858

## 1966 (2-3)

Aug. 6	Atlanta	W	20-10	34,303
Aug. 11	At Detroit	W	28-14	24,011
Aug. 19	Baltimore	L	7-33	28,304
Aug. 27	At L.A. Rams	L	14-32	33,172
Sept. 2	At Chicago Bears	L	20-22	58,620

## 1967 (1-4)

Aug. 12	New Orleans (At Shreveport, La.)	L	14-23	28,500
Aug. 21	Baltimore	W	9-5	34,054
Aug. 26	Pittsburgh (At Nashville, Tenn.)	L	13-24	10,376
Sept. 1	At Chicago Bears	L	14-42	41,079
Sept. 8	Detroit	L	7-21	18,083

## 1968 (3-2)

Aug. 9	Pittsburgh	W	24-7	26,811
Aug. 17	At Kansas City	L	10-13	47,462
Aug. 25	N.Y. Giants (At New Haven, Conn.)	W	18-10	53,776
Sept. 1	Minnesota	W	31-28	25,233
Sept. 6	At Chicago Bears	L	17-19	59,681

## 1969 (4-2)

Aug. 9	N.Y. Jets	W	13-6	50,372
Aug. 16	Pittsburgh (At Norfolk, Va.)	W	27-13	13,815
Aug. 23	Minnesota (At Memphis, Tenn.)	L	13-41	34,416
Aug. 29	Kansas City	L	21-31	48,006
Sept. 7	At San Francisco	W	21-10	32,506
Sept. 21	At Chicago Bears	W	37-31	61,227

## 1970 (3-2)

Aug. 15	At Denver	L	16-26	36,327
Aug. 22	Cincinnati	W	41-20	15,864
Aug. 29	Chicago Bears	W	24-3	38,888
Sept. 5	San Diego (At Cleveland, Ohio)	L	27-38	83,043
Sept. 12	Kansas City	W	34-24	50,661

## 1971 (2-2-1)

Aug. 14	Houston	W	16-14	40,993
Aug. 21	At Washington	L	13-20	40,228
Aug. 28	At Cincinnati	L	21-22	55,493
Sept. 4	At Kansas City	T	17-17	36,743
Sept. 10	Cleveland	W	27-13	46,171

## 1972 (4-2)

Aug. 4	At Buffalo	W	27-10	38,338
Aug. 12	At Kansas City	W	14-24	78,190
Aug. 19	Denver	W	17-13	34,506
Aug. 24	At Houston	L	24-33	38,596
Sept. 2	At Green Bay	W	31-10	56,263
Sept. 9	Chicago Bears	W	33-14	48,112

## 1973 (2-3)

Aug. 11	At San Diego	W	17-13	40,447
Aug. 18	At Denver	L	17-38	39,088
Aug. 25	N.Y. Jets	W	13-10	41,040
Sept. 1	At Chicago Bears	L	20-31	55,701
Sept. 7	Kansas City	L	7-16	49,486

## 1974 (3-4)

July 27	Buffalo (At Canton, Ohio)	W	17-13	17,286
Aug. 3	Chicago (At Champaign, Ill.)	W	10-0	12,877
Aug. 10	Green Bay (At Milwaukee, Wis.)	L	0-13	43,000
Aug. 17	San Diego, (At Seattle, Wash.)	W	48-14	5,383
Aug. 23	N.Y. Jets	L	7-20	39,643
Aug. 31	Minnesota	L	10-14	38,040
Sept. 6	At Kansas City	L	16-31	46,067

## 1975 (3-3)

Aug. 9	At Kansas City	W	10-3	40,081
Aug. 16	N.Y. Jets	L	13-14	41,265
Aug. 23	Chicago (At Champaign, Ill.)	L	13-14	19,127
Aug. 30	San Diego	W	14-9	37,468
Sept. 6	At Minnesota	W	13-6	46,975
Sept. 14	At Denver	L	17-21	45,631

## 1976 (4-2)

July 31	N.Y. Jets	W	13-12	16,168
Aug. 7	Oakland (At Tempe, Ariz.)	L	9-20	33,216
Aug. 16	San Diego (At Tokyo)	W	20-10	38,000
Aug. 21	At Chicago Bears	W	20-14	55,755
Aug. 28	Denver	L	17-21	39,808
Sept. 3	Kansas City	W	31-14	42,997

## 1977 (1-5)

Aug. 6	Atlanta	L	0-3	24,667
Aug. 13	At Denver	L	7-15	44,001
Aug. 19	At Cleveland	L	10-19	31,308
Aug. 27	Cincinnati	L	9-33	44,876
Sept. 2	Chicago Bears	W	23-14	45,074
Sept. 10	At Kansas City	L	20-37	38,480

## 1978 (2-2)

Aug. 5	At Miami	L	7-28	46,657
Aug. 12	At Chicago Bears	W	26-14	52,732
Aug. 19	At Green Bay	L	17-23	50,423
Aug. 26	At Kansas City	W	12-7	40,884

## 1979 (2-2)

Aug. 2	At Houston	L	7-9	46,252
Aug. 9	Atlanta	W	42-17	39,705
Aug. 18	At Kansas City	L	3-20	43,214
Aug. 25	Chicago Bears	W	10-7	43,541

## 1980 (2-2)

Aug. 9	At New Orleans	L	13-17	57,923
Aug. 16	At Tampa Bay	W	21-14	68,384
Aug. 23	Kansas City	L	10-20	41,687
Aug. 30	At Chicago Bears	W	21-13	56,866

## 1981 (3-1)

Aug. 8	At San Diego	W	12-10	49,234
Aug. 14	At Seattle	W	30-21	55,520
Aug. 22	At Kansas City	W	16-3	42,550
Aug. 29	Chicago Bears	L	27-31	48,793

## 1982 (1-3)

Aug. 13	At Seattle	L	0-14	55,525
Aug. 21	At San Francisco	L	13-16	51,931
Aug. 28	At Chicago Bears	W	10-3	62,078
Sept. 4	Kansas City	L	6-10	39,926

## 1983 (1-3)

Aug. 6	Minnesota (At London)	L	10-28	32,847
Aug. 13	Chicago Bears (OT)	W	27-24	31,375
Aug. 20	At Kansas City	L	16-17	34,070
Aug. 27	Green Bay	L	27-39	33,041

## 1984 (3-1)

Aug. 4	At Chicago Bears	W	19-10	34,399
Aug. 10	Kansas City	W	14-10	30,223
Aug. 17	At Seattle	L	7-17	53,772
Aug. 24	Minnesota	W	31-0	31,210

## 1985 (2-2)

Aug. 9	Chicago Bears	W	10-3	36,305
Aug. 15	At L.A. Rams	L	7-39	40,518
Aug. 23	Pittsburgh	W	14-6	36,237
Aug. 31	At Kansas City	L	13-17	38,618

## 1986 (2-3)

Aug. 2	New England (At Canton, OH)	L	16-21	22,739
Aug. 9	At Tampa Bay	W	26-10	31,550
Aug. 16	Kansas City	L	26-27	30,305
Aug. 23	At Chicago Bears	W	14-7	66,030
Aug. 29	At San Diego	L	17-24	44,744

## 1987 (2-2)

Aug. 15	At Cleveland	L	16-31	78,650
Aug. 22	Seattle	W	28-21	25,309
Aug. 31	At Chicago Bears	W	20-16	66,030
Sept. 6	Kansas City (OT) (At Memphis, Tenn.)	L	10-13	62,353

## 1988 (1-3)

Aug. 4	At Seattle	L	7-21	54,778
Aug. 12	New Orleans*	L	28-33	51,987
Aug. 21	Minnesota (OT)	L	16-19	46,249
Aug. 25	At Kansas City	W	41-21	36,883

\*First game in Arizona as Phoenix Cardinals



# ARIZONA CARDINALS

## 1989 (1-3)

Aug. 11	Seattle	L	10-16	37,158
Aug. 21	At L.A. Rams	L	20-23	39,666
Aug. 26	Cleveland	W	21-7	36,667
Sept. 1	At San Diego	L	20-21	41,453

## 1990 (0-4)

Aug. 11	Seattle	L	9-34	31,316
Aug. 18	Chicago	L	9-17	42,016
Aug. 25	At L.A. Rams	L	7-27	44,134
Aug. 31	At Denver	L	14-25	71,082

## 1991 (4-0)

Aug. 3	At Seattle	W	31-13	49,448
Aug. 11	At Chicago	W	12-10	55,513
Aug. 17	New England	W	46-0	51,070
Aug. 23	Denver	W	34-10	38,372

## 1992 (3-1)

Aug. 8	San Diego	W	35-14	28,298
Aug. 15	Chicago	W	20-17	47,026
Aug. 22	At Seattle	L	10-17	51,007
Aug. 26	At Denver	W	21-17	66,743

## 1993 (3-1)

Aug. 7	L.A. Rams	W	24-13	36,803
Aug. 14	At Chicago	W	11-10	51,748
Aug. 21	At San Diego	L	3-10	52,309
Aug. 27	Denver	W	34-9	44,207

## 1994 (1-3)

Aug. 5	San Francisco	W	17-7	61,619
Aug. 13	Chicago	L	0-16	52,502
Aug. 19	At Detroit	L	16-24	40,657
Aug. 25	At Denver	L	21-30	70,075

## 1995 (3-1)

Aug. 5	At Houston	W	16-13	39,899
Aug. 11	Kansas City	W	22-17	37,622
Aug. 20	At Chicago	W	17-16	52,116
Aug. 25	Cleveland	L	17-31	40,903

## 1996 (1-3)

Aug. 2	Oakland	L	3-26	36,869
Aug. 10	Cincinnati	W	13-10	22,490
Aug. 17	At San Diego	L	10-32	49,442
Aug. 23	At Atlanta	L	30-31	29,306

## 1997 (1-3)

Aug. 2	At Seattle	L	6-34	49,445
Aug. 8	At St. Louis	L	0-12	56,799
Aug. 17	At Chicago	L	10-22	22,331
Aug. 22	Oakland	W	15-13	30,584

## 1998 (2-2)

Aug. 7	At Detroit (OT)	L	10-13	46,331
Aug. 14	Chicago	W	27-24	30,983
Aug. 22	Seattle	L	24-31	32,683
Aug. 29	At Oakland	W	21-14	31,858

## 1999 (1-3)

Aug. 14	At Denver	L	7-38	67,941
Aug. 20	Tennessee	W	27-17	39,641
Aug. 28	At Seattle	L	7-41	66,277
Sept. 3	Oakland	L	7-43	42,076

## 2000 (1-3)

Aug. 5	Denver	L	17-31	37,781
Aug. 12	Seattle	W	21-3	34,774
Aug. 18	At Minnesota	L	17-35	63,563
Aug. 25	At San Diego	L	20-24	42,403

## 2001 (3-1)

Aug. 11	Oakland	L	7-10	33,482
Aug. 18	At Seattle (OT)	W	16-13	47,553
Aug. 25	At Chicago	W	24-20	66,944
Aug. 31	San Diego	W	16-3	27,301

## 2002 (3-1)

Aug. 10	At San Diego	W	24-17	39,537
Aug. 17	Green Bay	L	21-29	35,716
Aug. 24	Denver	L	13-19	26,736
Aug. 29	At Oakland	L	3-31	35,738

## 2003 (4-0)

Aug. 9	Dallas	W	13-0	23,838
Aug. 16	At San Diego	W	16-10	41,267
Aug. 22	Chicago	W	27-17	22,968
Aug. 28	At Minnesota	W	31-27	63,473

## 2004 (1-3)

Aug. 15	At Minnesota	L	6-23	63,658
Aug. 21	San Diego	L	13-38	23,654
Aug. 28	Oakland	L	16-17	35,070
Sept. 2	At Denver	W	33-21	71,986

## 2005 (3-1)

Aug. 13	Dallas	W	13-11	36,787
Aug. 20	At Kansas City	W	24-17	76,173
Aug. 26	At Oakland	W	17-16	36,408
Sept. 2	Denver	L	21-30	40,888

## 2006 (2-2)

Aug. 12	Pittsburgh	W	21-13	63,400
Aug. 19	At New England	L	3-30	68,756
Aug. 25	At Chicago	W	23-16	60,828
Aug. 31	Denver	L	23-29	62,937

## 2007 (0-4)

Aug. 11	At Oakland	L	23-27	39,911
Aug. 18	Houston	L	20-33	64,405
Aug. 25	San Diego	L	31-33	64,216
Aug. 30	At Denver	L	3-21	73,282

## 2008 (2-2)

Aug. 7	New Orleans	L	10-24	63,109
Aug. 16	At Kansas City	W	27-17	70,203
Aug. 23	At Oakland	W	24-0	39,331
Aug. 29	Denver	L	14-28	63,215

## 2009 (0-4)

Aug. 13	At Pittsburgh	L	10-20	58,330
Aug. 22	San Diego	L	6-17	61,681
Aug. 28	Green Bay	L	37-44	61,753
Sept. 3	At Denver	L	0-19	72,088

## 2010 (3-1)

Aug. 14	Houston	W	19-16	61,489
Aug. 23	At Tennessee	L	10-24	69,143
Aug. 28	At Chicago	W	14-9	60,834
Sept. 2	Washington	W	20-10	61,509

## 2011 (2-2)

Aug. 11	At Oakland	W	24-18	25,699
Aug. 23	At Green Bay	L	20-28	67,688
Aug. 27	San Diego	L	31-34	60,041
Sept. 1	Denver	W	26-7	59,910

## 2012 (1-4)

Aug. 5	New Orleans (At Canton, Ohio)	L	10-17	18,100
Aug. 10	At Kansas City	L	17-27	64,212
Aug. 17	Oakland	W	31-27	59,605
Aug. 23	At Tennessee	L	27-32	69,143
Aug. 30	Denver	L	13-16	59,773

## 2013 (3-1)

Aug. 9	At Green Bay	W	17-0	73,738
Aug. 17	Dallas	W	12-7	59,698
Aug. 24	San Diego	L	7-24	59,773
Aug. 29	At Denver	W	32-24	75,465

## 2014 (1-3)

Aug. 9	Houston	W	32-0	60,540
Aug. 16	At Minnesota	L	28-30	51,763
Aug. 24	Cincinnati	L	13-19	60,580
Aug. 28	At San Diego	L	9-12	51,489

## 2015 (2-2)

Aug. 15	Kansas City	L	19-34	62,313
Aug. 22	San Diego	L	19-22	62,295
Aug. 30	At Oakland	W	30-23	50,500
Sept. 3	At Denver	W	22-20	75,032

## 2016 (1-3)

Aug. 12	Oakland	L	10-31	64,853
Aug. 19	At San Diego	L	3-19	46,524
Aug. 28	At Houston	L	24-34	71,515
Sept. 1	Denver	W	38-17	64,551

## ALL-TIME PRESEASON RESULTS

Since 1970 • Team-By-Team

Opponent	Last Meeting				Opponent	Last Meeting				Opponent	Last Meeting				Opponent	Last Meeting			
	W	L	T	Meeting		W	L	T	Meeting		W	L	T	Meeting		W	L	T	Meeting
Atlanta	1	2	0	1996	Detroit	0	2	0	1998	New England	1	2	0	2006	Seattle	5	9	0	2001
Buffalo	2	0	0	1974	Green Bay	2	6	0	2013	New Orleans	0	4	0	2012	St. Louis	0	1	0	1997
Chicago	22	6	0	2010	Houston	2	2	0	2016	New York Jets	2	2	0	1976	Tampa Bay	2	0	0	1986
Cincinnati	2	3	0	2014	Kansas City	10	13	1	2015	Oakland	7	8	0	2016	Tennessee/Houston	3	4	0	2012
Cleveland	2	3	0	1995	L.A. Rams	1	3	0	1993	Pittsburgh	2	1	0	2009	Washington	2	0	0	2010
Dallas	3	0	0	2013	Miami	0	1	0	1978	San Diego	9	14	0	2016					
Denver	9	16	0	2016	Minnesota	3	6	0	2014	San Francisco	1	1	0	1994					



## TEAM-BY-TEAM RESULTS



### ATLANTA FALCONS (16-14)

1966	...	Falcons	...	A	...	16-10
1968	...	Cardinals	...	H	...	17-12
1971	...	Cardinals	...	A	...	26-9
1973	...	Cardinals	...	A	...	32-10
1975	...	Cardinals	...	H	...	23-20
1978	...	Cardinals	...	H	...	42-21
1980	...	Falcons (OT)	...	H	...	33-27
1981	...	Falcons	...	A	...	41-20
1982	...	Cardinals	...	A	...	23-20
1986	...	Falcons	...	A	...	33-13
1987	...	Cardinals	...	A	...	34-21
1989	...	Cardinals	...	H	...	34-20
1990	...	Cardinals	...	A	...	24-13
1991	...	Cardinals	...	H	...	16-10
1992	...	Falcons	...	A	...	20-17
1993	...	Cardinals	...	A	...	27-10
1994	...	Falcons	...	A	...	10-6
1995	...	Cardinals (OT)	...	H	...	40-37
1997	...	Cardinals	...	H	...	29-26
1999	...	Falcons	...	A	...	37-14
2001	...	Falcons	...	H	...	34-14
2004	...	Falcons	...	A	...	6-3
2006	...	Falcons	...	A	...	32-10
2007	...	Cardinals (OT)	...	H	...	30-27
2008	...	Cardinals	...	H	...	*30-24
2010	...	Falcons	...	A	...	41-7
2012	...	Falcons	...	A	...	23-19
2013	...	Cardinals	...	H	...	27-13
2014	...	Falcons	...	A	...	29-18
2016	...	Falcons	...	A	...	38-19

\*Wild Card Playoff



### BALTIMORE RAVENS (2-4)

1997	...	Cardinals	...	A	...	16-13
2000	...	Ravens	...	H	...	13-7
2003	...	Ravens	...	H	...	26-18
2007	...	Ravens	...	A	...	26-23
2011	...	Ravens	...	A	...	30-27
2015	...	Cardinals	...	H	...	26-18



### BUFFALO BILLS (4-7)

1971	...	Cardinals	...	A	...	28-23
1975	...	Bills	...	H	...	32-14
1981	...	Cardinals	...	H	...	24-0
1984	...	Cardinals	...	H	...	37-7
1986	...	Bills	...	A	...	17-10
1990	...	Bills	...	A	...	45-14
1999	...	Bills	...	H	...	31-21
2004	...	Bills	...	A	...	38-14
2008	...	Cardinals	...	H	...	41-17
2012	...	Bills (OT)	...	H	...	19-16
2016	...	Bills	...	A	...	33-18



### CAROLINA PANTHERS (5-11)

1995	...	Panthers	...	A	...	27-7
2001	...	Cardinals	...	A	...	30-7
2002	...	Cardinals	...	A	...	16-13
2003	...	Panthers	...	H	...	20-17
2004	...	Panthers	...	A	...	35-10

2005	...	Panthers	...	H	...	24-20
2007	...	Panthers	...	H	...	25-10
2008	...	Panthers	...	A	...	27-23
2008	...	Cardinals	...	A	...	*33-13
2009	...	Panthers	...	H	...	34-21
2010	...	Panthers	...	A	...	19-12
2011	...	Cardinals	...	H	...	28-21
2013	...	Cardinals	...	H	...	22-6
2014	...	Panthers	...	A	...	*27-16
2015	...	Panthers	...	A	...	*49-15
2016	...	Panthers	...	A	...	30-20

\*Postseason Game



### CHICAGO BEARS (28-58-6)

1920	...	Cardinals	...	A	...	7-6
	...	Bears	...	H	...	10-0
1921	...	Tie	...	H	...	0-0
1922	...	Cardinals	...	H	...	6-0
	...	Cardinals	...	A	...	9-0
1923	...	Bears	...	A	...	3-0
1924	...	Bears	...	A	...	6-0
	...	Bears	...	H	...	21-0
1925	...	Cardinals	...	H	...	9-0
	...	Tie	...	A	...	0-0
1926	...	Bears	...	H	...	16-0
	...	Bears	...	A	...	10-0
	...	Tie	...	A	...	0-0
1927	...	Bears	...	H	...	9-0
	...	Cardinals	...	A	...	3-0
1928	...	Bears	...	H	...	15-0
	...	Bears	...	A	...	34-0
1929	...	Tie	...	A	...	0-0
	...	Cardinals	...	H	...	40-6
1930	...	Bears	...	H	...	32-6
	...	Bears	...	A	...	6-0
1931	...	Bears	...	A	...	26-13
	...	Bears	...	H	...	18-7
1932	...	Tie	...	A	...	0-0
	...	Bears	...	H	...	34-0
1933	...	Bears	...	H	...	12-9
	...	Bears	...	A	...	22-6
1934	...	Bears	...	A	...	20-0
	...	Bears	...	A	...	17-6
1935	...	Tie	...	A	...	7-7
	...	Bears	...	H	...	13-0
1936	...	Bears	...	A	...	7-3
	...	Cardinals	...	H	...	14-7
1937	...	Bears	...	A	...	16-7
	...	Bears	...	H	...	42-28
1938	...	Bears	...	H	...	16-13
	...	Bears	...	A	...	34-28
1938	...	Bears	...	A	...	44-7
	...	Bears	...	H	...	48-7
1940	...	Cardinals	...	H	...	21-7
	...	Bears	...	A	...	31-23
1941	...	Bears	...	A	...	53-7
	...	Bears	...	H	...	34-24
1942	...	Bears	...	A	...	41-14
	...	Bears	...	H	...	21-7
1943	...	Bears	...	A	...	20-0
	...	Bears	...	H	...	35-24
1944	...	Bears	...	A	...	34-7
	...	Bears	...	H	...	49-7
1945	...	Cardinals	...	A	...	16-7
	...	Bears	...	H	...	28-20
1946	...	Bears	...	H	...	34-17
	...	Cardinals	...	A	...	35-28
1947	...	Cardinals	...	H	...	31-7
	...	Cardinals	...	A	...	30-21
1948	...	Bears	...	H	...	28-17
	...	Cardinals	...	A	...	24-21
1949	...	Bears	...	H	...	17-7
	...	Bears	...	A	...	52-21
1950	...	Bears	...	A	...	27-6
	...	Cardinals	...	H	...	20-10
1951	...	Cardinals	...	H	...	28-14
	...	Cardinals	...	A	...	24-14
1952	...	Cardinals	...	H	...	21-10
	...	Bears	...	A	...	10-7

1953	...	Cardinals	...	A	...	24-17
1954	...	Bears	...	H	...	29-7
1955	...	Cardinals	...	H	...	53-14
1956	...	Bears	...	A	...	10-3
1957	...	Bears	...	H	...	14-6
1958	...	Bears	...	A	...	30-14
1959	...	Bears	...	H	...	31-7
1965	...	Bears	...	A	...	34-13
1966	...	Cardinals	...	H	...	24-17
1967	...	Bears	...	A	...	30-3
1969	...	Cardinals	...	H	...	20-17
1972	...	Bears	...	H	...	27-10
1975	...	Cardinals	...	A	...	34-20
1977	...	Cardinals	...	H	...	16-13
1978	...	Bears	...	A	...	17-10
1979	...	Bears	...	A	...	42-6
1982	...	Cardinals	...	A	...	10-7
1984	...	Cardinals	...	H	...	38-21
1990	...	Bears	...	H	...	31-21
1994	...	Bears (OT)	...	H	...	19-16
1998	...	Cardinals	...	H	...	20-7
2001	...	Bears	...	A	...	20-13
2003	...	Bears	...	A	...	28-3
2006	...	Bears	...	H	...	24-23
2009	...	Cardinals	...	A	...	41-21
2012	...	Bears	...	H	...	28-13
2015	...	Cardinals	...	A	...	48-23



### CINCINNATI BENGALS (5-6)

1973	...	Bengals	...	A	...	42-24
1979	...	Bengals	...	A	...	34-28
1985	...	Cardinals	...	H	...	41-27
1988	...	Bengals	...	A	...	21-14
1994	...	Cardinals	...	H	...	28-7
1997	...	Bengals	...	A	...	24-21
2000	...	Bengals	...	A	...	24-13
2003	...	Cardinals	...	H	...	17-14
2007	...	Cardinals	...	A	...	35-27
2011	...	Bengals	...	A	...	23-16
2015	...	Cardinals	...	H	...	34-31



### CLEVELAND BROWNS (14-33-3)

1950	...	Browns	...	A	...	34-24
	...	Browns	...	H	...	10-7
1951	...	Browns	...	H	...	34-17
	...	Browns	...	A	...	49-28
1952	...	Browns	...	A	...	28-13
	...	Browns	...	H	...	10-0
1953	...	Browns	...	H	...	27-7
	...	Browns	...	A	...	27-16
1954	...	Browns	...	A	...	31-7
	...	Browns	...	H	...	35-3
1955	...	Browns	...	H	...	26-20
	...	Browns	...	A	...	35-24
1956	...	Cardinals	...	H	...	9-7
	...	Cardinals	...	A	...	24-7
1957	...	Browns	...	H	...	17-7
	...	Browns	...	A	...	31-0
1958	...	Browns	...	A	...	35-28
	...	Browns	...	H	...	38-24
1959	...	Browns	...	H	...	34-7
	...	Browns	...	A	...	17-7
1960	...	Browns	...	A	...	28-27
	...	Tie	...	H	...	17-17
1961	...	Browns	...	A	...	20-17
	...	Browns	...	H	...	21-10
1962	...	Browns	...	H	...	34-7
	...	Browns	...	A	...	38-14
1963	...	Cardinals	...	A	...	20-14
	...	Browns	...	H	...	24-10
1964	...	Tie	...	A	...	33-33
	...	Cardinals	...	H	...	28-19
1965	...	Cardinals	...	A	...	49-13
	...	Browns	...	H	...	27-24





# ARIZONA CARDINALS

1966...	Cardinals	A	34-28
	Browns	H	38-10
1967...	Browns	A	20-16
	Browns	H	20-16
1968...	Cardinals	A	27-21
	Cardinals	H	27-16
1969...	Tie	A	21-21
	Browns	H	27-21
1974...	Cardinals	H	29-7
1979...	Browns	H	38-20
1985...	Cardinals (OT)	A	27-24
1988...	Browns	H	29-21
1994...	Browns	A	32-0
2000...	Cardinals	H	29-21
2003...	Browns	A	44-6
2007...	Cardinals	H	27-21
2011...	Cardinals (OT)	H	20-17
2015...	Cardinals	A	34-20



## DALLAS COWBOYS (32-55-1)

1960...	Cardinals	H	12-10
1961...	Cardinals	A	31-17
	Cardinals	H	31-13
1962...	Cardinals	A	28-24
	Cardinals	H	52-20
1963...	Cardinals	A	34-7
	Cowboys	H	28-24
1964...	Cardinals	A	16-6
	Cowboys	H	31-13
1965...	Cardinals	H	20-13
	Cowboys	A	27-13
1966...	Tie	H	10-10
	Cowboys	A	31-17
1967...	Cowboys	A	46-21
1968...	Cowboys	H	27-10
1969...	Cowboys	A	24-3
1970...	Cardinals	H	20-7
	Cardinals	A	38-0
1971...	Cowboys	H	16-13
	Cowboys	A	31-13
1972...	Cowboys	A	33-24
	Cowboys	H	27-6
1973...	Cowboys	A	45-10
	Cowboys	H	30-3
1974...	Cardinals	H	31-28
	Cowboys	A	17-14
1975...	Cowboys (OT)	A	37-31
	Cardinals	H	31-17
1976...	Cardinals	H	21-17
	Cowboys	A	19-14
1977...	Cowboys	H	30-24
	Cardinals	A	24-17
1978...	Cowboys	A	21-12
	Cowboys (OT)	H	24-21
1979...	Cowboys	H	22-21
	Cowboys	A	22-13
1980...	Cowboys	H	27-24
	Cowboys	A	31-21
1981...	Cowboys	A	30-17
	Cardinals	H	20-17
1982...	Cowboys	H	24-7
1983...	Cowboys	H	34-17
	Cowboys	A	35-14
1984...	Cardinals	A	31-20
	Cowboys	H	24-17
1985...	Cardinals	H	21-10
	Cowboys	A	35-17
1986...	Cowboys	H	31-7
	Cowboys	A	37-6
1987...	Cardinals	H	24-13
	Cowboys	A	21-16
1988...	Cowboys	H	*17-14
	Cardinals	A	16-10
1989...	Cardinals	A	19-10
	Cardinals	H	24-20
1990...	Cardinals	H	20-3
	Cowboys	A	41-10

1991...	Cowboys	H	17-9
	Cowboys	A	27-7
1992...	Cowboys	A	31-20
	Cowboys	H	16-10
1993...	Cowboys	H	17-10
	Cowboys	A	20-15
1994...	Cowboys	A	38-3
	Cowboys	H	28-21
1995...	Cowboys	A	34-20
	Cowboys	H	37-13
1996...	Cowboys	A	17-3
	Cowboys	H	10-6
1997...	Cardinals (OT)	H	25-22
	Cowboys	A	24-6
1998...	Cowboys	A	38-10
	Cowboys	H	35-28
	Cardinals	A	**20-7
1999...	Cowboys	A	35-7
	Cardinals	H	13-9
2000...	Cardinals	H	32-31
	Cowboys	A	48-7
2001...	Cowboys	A	17-3
	Cardinals	H	17-10
2002...	Cardinals	H	9-6
2003...	Cowboys	A	24-7
2005...	Cowboys	A	34-13
2006...	Cowboys	H	27-10
2008...	Cardinals (OT)	H	30-24
2010...	Cardinals	H	27-26
2011...	Cardinals (OT)	H	19-13
2014...	Cardinals	A	28-17

\*First regular-season game in Arizona  
\*Wild Card Playoff



## DENVER BRONCOS (1-8-1)

1973...	Tie	H	17-17
1977...	Broncos	A	7-0
1989...	Broncos	H	37-0
1991...	Broncos	A	24-19
1995...	Broncos	A	38-6
2001...	Broncos	H	38-17
2002...	Broncos	A	37-7
2006...	Broncos	H	37-20
2010...	Cardinals	H	43-13
2014...	Broncos	A	41-20



## DETROIT LIONS (28-33-5)

1930...	Tie	A	0-0
	Cardinals	H	23-0
1931...	Spartans	A	13-3
	Cardinals	H	20-19
1932...	Tie	A	7-7
1933...	Spartans	A	7-6
1934...	Lions	A	6-0
	Lions	H	17-13
1935...	Tie	A	10-10
	Lions	H	7-6
1936...	Lions	A	39-0
	Lions	H	14-7
1937...	Lions	A	16-7
	Lions	H	16-7
1938...	Lions	A	10-0
	Lions	H	7-3
1939...	Lions	A	21-13
	Lions	H	17-3
1940...	Tie	H	0-0
	Lions	A	43-14
1941...	Tie	H	14-14
	Lions	A	21-3
1942...	Cardinals	H	13-0
	Cardinals	A	7-0

1943...	Lions	A	35-17
	Lions	H	7-0
1944...	Lions	H	27-6
	Lions	A	21-7
1945...	Lions	H	10-0
	Lions	A	26-0
1946...	Cardinals	H	34-14
	Cardinals	A	36-14
1947...	Cardinals	H	45-21
	Cardinals	A	17-7
1948...	Cardinals	H	56-20
	Cardinals	A	28-14
1949...	Lions	H	24-7
	Cardinals	A	42-19
1959...	Lions	A	45-21
1961...	Lions	H	45-14
1967...	Cardinals	H	38-28
1969...	Lions	A	20-0
1970...	Lions	A	16-3
1973...	Lions	H	20-16
1975...	Cardinals	A	24-13
1978...	Cardinals	H	21-14
1980...	Lions	A	20-7
	Cardinals	H	24-23
1989...	Cardinals	A	16-13
1993...	Lions	A	26-20
	Lions	H	21-14
1995...	Cardinals	A	20-17
1998...	Cardinals	A	17-15
1999...	Cardinals	H	23-19
2001...	Cardinals	H	45-38
2002...	Cardinals	H	23-20
2003...	Lions	A	42-24
2004...	Lions	A	26-12
2005...	Lions	A	29-21
2006...	Cardinals	H	17-10
2007...	Cardinals	H	31-21
2009...	Cardinals	A	31-24
2012...	Cardinals	H	38-10
2013...	Cardinals	H	25-21
2014...	Cardinals	H	14-6
2015...	Cardinals	A	42-17



## GREEN BAY PACKERS (25-47-4)

1921...	Tie	H	3-3
1922...	Cardinals	H	16-3
1924...	Cardinals	H	3-0
1925...	Cardinals	H	9-6
1926...	Cardinals	A	13-7
	Packers	H	3-0
1927...	Packers	A	13-0
	Tie	H	6-6
1928...	Packers	A	20-0
1929...	Packers	A	9-2
	Packers	H	7-6
	Packers	H	12-0
1930...	Packers	A	14-0
	Cardinals	H	13-6
1931...	Packers	A	26-7
	Cardinals	H	21-13
1932...	Packers	A	15-7
	Packers	H	19-9
1933...	Packers	H	14-6
1934...	Packers	A	15-0
	Cardinals	A	9-0
	Cardinals	H	6-0
1935...	Cardinals	A	7-6
	Cardinals	A	3-0
	Cardinals	H	9-7
1936...	Packers	A	10-7
	Packers	A	24-0
	Tie	H	0-0
1937...	Cardinals	A	14-7
	Packers	A	34-13



1938...	Packers	A	28-7
	Packers	H	24-22
1939...	Packers	A	14-10
	Packers	A	27-20
1940...	Packers	A	31-6
	Packers	H	28-7
1941...	Packers	A	14-13
	Packers	A	17-9
1942...	Packers	H	17-13
	Packers	A	55-24
1943...	Packers	H	28-7
	Packers	A	35-14
1944...	Packers	A	34-7
	Packers	H	35-20
1945...	Packers	A	33-14
1946...	Packers	H	19-7
	Cardinals	A	24-6
1947...	Cardinals	A	14-10
	Cardinals	H	21-20
1948...	Cardinals	A	17-7
	Cardinals	H	42-7
1949...	Cardinals	A	39-17
	Cardinals	H	41-21
1955...	Packers	A	31-14
1956...	Packers	H	24-21
1962...	Packers	A	17-0
1963...	Packers	H	30-7
1967...	Packers	H	31-23
1969...	Packers	A	45-28
1971...	Tie	H	16-16
1973...	Packers	A	25-21
1976...	Cardinals	H	29-0
1982...	Packers	A	41-16
1984...	Packers	A	24-23
1985...	Cardinals	H	43-28
1988...	Packers	H	26-17
1990...	Packers	H	24-21
1999...	Packers	A	49-24
2000...	Packers	H	29-3
2003...	Cardinals	H	20-13
2006...	Packers	A	31-14
2009...	Packers	H	33-7
	Cardinals (OT)	H	*51-45
2012...	Packers	A	31-17
2015...	Cardinals	H	38-8
	Cardinals (OT)	H	*26-20

+First Round, Super Bowl Tournament  
\*Postseason Game



## HOUSTON TEXANS (2-1)

2005...	Texans	A	30-19
2009...	Cardinals	H	28-21
2013...	Cardinals	H	27-24



## INDIANAPOLIS COLTS (7-8)

1961...	Colts	A	16-0
1964...	Colts	A	47-27
1968...	Colts	A	27-0
1972...	Cardinals	A	10-3
1976...	Cardinals	H	24-17
1978...	Colts	H	30-17
1980...	Cardinals	A	17-10
1981...	Cardinals	A	35-24
1984...	Cardinals	A	34-33
1990...	Cardinals	H	20-17
1992...	Colts	A	16-13
1996...	Colts	A	20-13
2005...	Colts	A	17-13
2009...	Colts	H	31-10
2013...	Cardinals	H	40-11



## JACKSONVILLE JAGUARS (2-2)

2000...	Jaguars	A	44-10
2005...	Jaguars	H	24-17
2009...	Cardinals	A	31-17
2013...	Cardinals	A	27-14



## KANSAS CITY CHIEFS (3-8-1)

1970...	Tie	A	6-6
1974...	Chiefs	H	17-13
1980...	Chiefs	H	21-13
1983...	Chiefs	A	38-14
1986...	Cardinals	H	23-14
1995...	Chiefs	H	24-3
1998...	Chiefs	A	34-24
2001...	Cardinals	H	24-16
2002...	Chiefs	A	49-0
2006...	Chiefs	H	23-20
2010...	Chiefs	A	31-13
2014...	Cardinals	H	17-14



## LOS ANGELES CHARGERS (4-9)

1971...	Chargers	A	20-17
1976...	Chargers	A	43-24
1983...	Cardinals	H	44-14
1987...	Chargers	A	28-24
1989...	Chargers	H	24-13
1992...	Chargers	H	27-21
1995...	Chargers	A	28-25
1998...	Cardinals	H	16-13
2001...	Cardinals	A	20-17
2002...	Chargers	H	23-15
2006...	Chargers	A	27-20
2010...	Chargers	A	41-10
2014...	Cardinals	H	18-17



## LOS ANGELES RAMS (38-37-2)

1937...	Cardinals	A	6-0
	Cardinals	H	13-7
1938...	Cardinals	A	7-6
	Cardinals	H	31-17
1939...	Rams	H	24-0
	Rams	A	14-0
1940...	Rams	A	26-14
	Cardinals	H	17-7
1941...	Rams	A	10-6
	Cardinals	H	7-0
1942...	Cardinals	H	7-0
	Rams	A	7-3
1945...	Rams	A	21-0
	Rams	H	35-21
1946...	Cardinals	H	34-10
	Rams	A	17-14
1947...	Rams	A	27-7
	Cardinals	H	17-10
1948...	Cardinals	A	27-22
	Cardinals	H	27-24
1949...	Tie	H	28-28
	Cardinals	A	31-27
1951...	Rams	A	45-21
1953...	Tie	H	24-24
1954...	Rams	A	28-17
1958...	Rams	H	20-14
1960...	Cardinals	A	43-21

1965...	Rams	H	27-3
1968...	Rams	H	24-13
1970...	Rams	A	34-13
1972...	Cardinals	H	24-14
1975...	Rams	A	*35-23
1976...	Cardinals	A	30-28
1979...	Rams	A	21-0
1980...	Rams	H	21-13
1984...	Rams	H	16-13
1985...	Rams	A	46-14
1986...	Rams	H	16-10
1987...	Rams	H	27-24
1988...	Cardinals	A	41-27
1989...	Rams	A	37-14
1991...	Cardinals	A	24-14
1992...	Cardinals	A	20-14
1993...	Cardinals	H	38-10
1994...	Rams	A	14-12
1996...	Cardinals (OT)	H	31-28
1998...	Cardinals	A	20-17
2002...	Rams	H	27-14
	Rams	A	30-28
2003...	Rams	A	37-13
	Rams (OT)	H	30-27
2004...	Rams	A	17-10
	Cardinals	H	31-7
2005...	Rams	H	17-12
	Cardinals	A	38-28
2006...	Rams	H	16-14
	Cardinals	A	34-20
2007...	Cardinals	A	34-31
	Cardinals	H	48-19
2008...	Cardinals	A	34-13
	Cardinals	H	34-10
2009...	Cardinals	A	21-13
	Cardinals	H	31-10
2010...	Cardinals	A	17-13
	Rams	H	19-6
2011...	Cardinals (OT)	H	19-13
	Cardinals	A	23-20
2012...	Rams	A	17-3
	Rams	H	31-17
2013...	Rams	A	27-24
	Cardinals	H	30-10
2014...	Cardinals	H	31-14
	Cardinals	A	12-6
2015...	Rams	H	24-22
	Cardinals	A	27-3
2016...	Rams	H	17-13
	Cardinals	A	44-6

\*Postseason Game



## MIAMI DOLPHINS (3-9)

1972...	Dolphins	A	31-10
1977...	Dolphins	H	55-14
1978...	Dolphins	A	24-10
1981...	Dolphins	H	20-7
1984...	Dolphins	H	36-28
1990...	Dolphins	A	23-3
1996...	Dolphins	H	38-10
1999...	Dolphins	A	19-16
2004...	Cardinals	A	24-23
2008...	Cardinals	H	31-10
2012...	Cardinals (OT)	H	24-21
2016...	Dolphins	A	26-23



## MINNESOTA VIKINGS (11-16)

1963...	Cardinals	A	56-14
1967...	Cardinals	A	34-24
1969...	Vikings	H	27-10
1972...	Cardinals	A	19-17
1974...	Vikings	H	28-24
	Vikings	A	*30-14



1977...	Cardinals	A	27-7
1979...	Cardinals	H	37-7
1981...	Cardinals	H	30-17
1983...	Cardinals	H	41-31
1991...	Vikings	A	34-7
	Vikings	H	28-0
1994...	Cardinals	H	17-7
1995...	Vikings (OT)	H	30-24
1996...	Vikings	A	41-17
1997...	Vikings	H	20-19
1998...	Vikings	A	*41-21
2000...	Vikings	A	31-14
2003...	Cardinals	H	18-17
2006...	Vikings	A	31-26
2008...	Vikings	H	35-14
2009...	Cardinals	H	30-17
2010...	Vikings (OT)	A	27-24
2011...	Vikings	A	34-10
2012...	Vikings	A	21-14
2015...	Cardinals	H	23-20
2016...	Vikings	A	.30-24

\*NFL Divisional Playoff



## NEW ENGLAND PATRIOTS (7-7)

1970...	Cardinals	H	31-0
1975...	Cardinals	H	24-17
1978...	Patriots	H	16-6
1981...	Cardinals	A	27-20
1984...	Cardinals	A	33-10
1990...	Cardinals	H	34-14
1991...	Cardinals	H	24-10
1993...	Patriots	H	23-21
1996...	Patriots	A	31-0
1999...	Patriots	H	27-3
2004...	Patriots	H	23-12
2008...	Patriots	A	47-7
2012...	Cardinals	A	20-18
2016...	Patriots	H	.23-21



## NEW ORLEANS SAINTS (15-15)

1967...	Cardinals	H	31-20
1968...	Cardinals	A	21-20
	Cardinals	H	31-17
1969...	Saints	H	51-42
1970...	Cardinals	H	24-17
1974...	Saints	A	14-0
1977...	Cardinals	H	49-31
1980...	Cardinals	A	40-7
1981...	Cardinals	H	30-3
1982...	Cardinals	A	21-7
1983...	Saints	A	28-17
1984...	Saints	A	34-24
1985...	Cardinals	H	28-16
1986...	Saints	H	16-7
1987...	Cardinals	H	24-19
1990...	Saints	A	28-7
1991...	Saints	H	27-3
1992...	Saints	H	30-21
1993...	Saints	H	20-17
1996...	Cardinals	A	28-14
1997...	Saints	A	27-10
1998...	Cardinals	H	19-17
2000...	Saints	H	21-10
2004...	Cardinals	H	34-10
2007...	Saints	A	31-24
2009...	Saints	A	*45-14
2010...	Cardinals	H	30-20
2013...	Saints	A	31-7
2015...	Cardinals	H	31-19
2016...	Saints	H	48-41

\*Divisional Playoff Game



## NEW YORK GIANTS (43-81-2)

1926...	Giants	A	20-0
1927...	Giants	A	28-7
1929...	Giants	A	24-21
1930...	Giants	A	25-12
	Giants	H	13-7
1935...	Cardinals	A	14-13
1936...	Giants	A	14-6
1938...	Giants	A	6-0
1939...	Giants	A	17-7
1941...	Cardinals	A	10-7
1942...	Giants	A	21-7
1943...	Giants	A	24-13
1944...	Giants	A	23-0
1946...	Giants	A	28-24
1947...	Giants	A	35-31
1948...	Cardinals	A	63-35
1949...	Giants	H	41-38
1950...	Cardinals	H	17-3
	Giants	A	51-21
1951...	Giants	A	28-17
	Giants	H	10-0
1952...	Cardinals	A	24-23
	Cardinals	H	28-6
1953...	Giants	A	21-7
	Giants	H	23-20
1954...	Giants	H	41-10
	Giants	A	31-17
1955...	Cardinals	H	28-17
	Giants	A	10-0
1956...	Cardinals	H	35-27
	Giants	A	23-10
1957...	Giants	A	27-14
	Giants	H	28-21
1958...	Giants	H	37-7
	Cardinals	A	23-6
1959...	Giants	A	.9-3
	Giants	H	30-20
1960...	Giants	H	35-14
	Cardinals	A	20-13
1961...	Cardinals	A	21-10
	Giants	H	24-9
1962...	Giants	H	31-14
	Giants	A	31-28
1963...	Giants	H	38-21
	Cardinals	A	24-17
1964...	Giants	A	34-17
	Tie	H	10-10
1965...	Giants	A	14-10
	Giants	H	28-15
1966...	Cardinals	H	24-19
	Cardinals	A	20-17
1967...	Giants	H	37-20
	Giants	A	37-14
1968...	Cardinals	A	28-21
1969...	Cardinals	H	42-17
	Giants	A	49-6
1970...	Giants	A	35-17
	Giants	H	34-17
1971...	Giants	H	21-20
	Cardinals	A	24-7
1972...	Giants	A	27-21
	Giants	H	13-7
1973...	Cardinals	H	35-27
	Giants	A	24-13
1974...	Cardinals	A	23-21
	Cardinals	H	26-14
1975...	Cardinals	H	26-14
	Cardinals	A	20-13
1976...	Cardinals	H	27-21
	Cardinals	A	17-14
1977...	Cardinals	H	28-0
	Giants	A	27-7
1978...	Cardinals	H	20-10
	Giants	A	17-0
1979...	Cardinals	A	27-14
	Cardinals	H	29-20

1980...	Giants	H	41-35
	Cardinals	A	23-7
1981...	Giants	A	34-14
	Giants	H	20-10
1982...	Cardinals	H	24-21
1983...	Tie (OT)	H	20-20
	Cardinals	A	10-6
1984...	Giants	A	16-10
	Cardinals	H	31-21
1985...	Giants	A	27-17
	Giants	H	34-3
1986...	Giants	H	13-6
	Giants	A	27-7
	Giants	A	30-7
1987...	Cardinals	H	27-24
1988...	Cardinals	H	24-17
	Giants	A	44-7
1989...	Giants	A	35-7
	Giants	H	20-13
1990...	Giants	A	20-19
	Giants	H	24-21
1991...	Giants	A	20-9
	Giants	H	21-14
1992...	Giants	A	31-21
	Cardinals	H	19-0
1993...	Giants	A	19-17
	Cardinals	H	16-7
1994...	Giants	H	20-17
	Cardinals	A	10-9
1995...	Giants (OT)	A	27-21
	Giants	H	10-6
1996...	Giants	A	16-8
	Cardinals	H	31-23
1997...	Giants	H	27-13
	Giants	A	19-10
1998...	Giants	A	34-7
	Giants	H	23-19
1999...	Cardinals	H	14-3
	Cardinals	A	34-24
2000...	Giants	A	33-14
	Giants	H	31-7
2001...	Giants	H	17-10
	Giants	A	17-13
2002...	Cardinals	H	21-7
2004...	Cardinals	H	17-14
2005...	Giants	A	42-19
2008...	Giants	H	37-29
2009...	Cardinals	A	24-17
2011...	Giants	H	31-27
2014...	Cardinals	A	.25-14



## NEW YORK JETS (3-6)

1971...	Cardinals	H	17-10
1975...	Cardinals	A	37-6
1978...	Jets	A	23-10
1996...	Jets	H	31-21
1999...	Jets	A	12-7
2004...	Jets	H	13-3
2008...	Jets	A	56-35
2012...	Jets	A	7-6
2016...	Cardinals	H	28-3



## OAKLAND RAIDERS (4-5)

1973...	Raiders	H	17-10
1983...	Cardinals	A	34-24
1989...	Raiders	A	16-14
1998...	Raiders	H	23-20
2001...	Cardinals (OT)	A	34-31
2002...	Raiders	H	41-20
2006...	Raiders	A	22-9
2010...	Cardinals	H	24-23
2014...	Cardinals	A	.24-13



## PHILADELPHIA EAGLES (59-56-5)

1935...	Cardinals	H	12-3
1936...	Cardinals	H	13-0
1937...	Tie	A	6-6
1938...	Eagles	H	7-0
1941...	Eagles	A	21-14
1943...	Eagles	A	*34-13
1945...	Eagles	A	21-6
1947...	Cardinals	A	45-21
	Cardinals	H	+28-21
1948...	Cardinals	H	21-14
	Eagles	A	+7-0
1949...	Eagles	A	28-3
1950...	Eagles	H	45-7
	Cardinals	A	14-10
1951...	Eagles	H	17-14
1952...	Eagles	A	10-7
	Cardinals	H	28-22
1953...	Eagles	H	56-17
	Eagles	A	38-0
1954...	Eagles	H	35-16
	Eagles	A	30-14
1955...	Tie	H	24-24
	Eagles	A	27-3
1956...	Cardinals	A	20-6
	Cardinals	H	28-17
1957...	Eagles	H	38-21
	Cardinals	A	31-27
1958...	Tie	H	21-21
	Eagles	A	49-21
1959...	Eagles	H	28-24
	Eagles	A	27-17
1960...	Eagles	A	31-27
	Eagles	H	20-6
1961...	Cardinals	A	30-27
	Eagles	H	20-7
1962...	Cardinals	A	27-21
	Cardinals	H	45-35
1963...	Cardinals	A	28-24
	Cardinals	H	38-14
1964...	Cardinals	A	38-13
	Cardinals	H	36-34
1965...	Eagles	A	34-27
	Eagles	H	28-24
1966...	Cardinals	H	16-13
	Cardinals	A	41-10
1967...	Cardinals	H	48-14
1968...	Cardinals	A	45-17
1969...	Eagles	H	34-30
1970...	Cardinals	A	35-20
	Cardinals	H	23-14
1971...	Eagles	H	37-20
	Eagles	A	19-7
1972...	Tie	A	6-6
	Cardinals	H	24-23
1973...	Cardinals	A	34-23
	Eagles	H	27-24
1974...	Cardinals	H	7-3
	Cardinals	A	13-3
1975...	Cardinals	H	31-20
	Cardinals	A	24-23
1976...	Cardinals	H	31-14
	Cardinals	A	17-14
1977...	Cardinals	A	21-17
	Cardinals	H	21-16
1978...	Cardinals	A	16-10
	Eagles	H	14-10
1979...	Eagles	H	24-20
	Eagles	A	16-13
1980...	Cardinals	H	24-14
	Eagles	A	17-3
1981...	Eagles	H	52-10
	Eagles	A	38-0
1982...	Cardinals	A	23-20
1983...	Cardinals	A	14-11
	Cardinals	H	31-7

1984...	Cardinals	A	34-14
	Cardinals	H	17-16
1985...	Eagles	A	30-7
	Eagles	H	24-14
1986...	Cardinals	H	13-10
	Tie (OT)	A	10-10
1987...	Eagles	H	28-23
	Cardinals	A	31-19
1988...	Eagles	A	31-21
	Eagles	H	23-17
1989...	Eagles	H	17-5
	Eagles	A	31-14
1990...	Cardinals	A	23-21
	Eagles	H	23-21
1991...	Cardinals	A	26-10
	Eagles	H	34-14
1992...	Eagles	H	31-14
	Eagles	A	7-3
1993...	Eagles	A	23-17
	Cardinals	H	16-3
1994...	Eagles	A	17-7
	Cardinals	H	12-6
1995...	Eagles	H	31-19
	Eagles	A	21-20
1996...	Cardinals	H	36-30
	Eagles	A	29-19
1997...	Eagles (OT)	A	13-10
	Cardinals	H	31-21
1998...	Cardinals	H	17-3
	Cardinals (OT)	A	20-17
1999...	Cardinals	A	25-24
	Cardinals	H	21-17
2000...	Eagles	H	33-14
	Eagles	A	34-9
2001...	Cardinals	A	21-20
	Eagles	H	21-7
2002...	Eagles	A	38-14
2005...	Cardinals	H	27-21
2008...	Eagles	A	48-20
	Cardinals	H	**32-25
2011...	Cardinals	A	21-17
2012...	Cardinals	H	27-6
2013...	Eagles	A	24-21
2014...	Cardinals	H	24-20
2015...	Cardinals	A	40-17

\*\*NFL Championship Game  
\*Philadelphia-Pittsburgh played as merged team in 1943.  
+NFL Championship Game



## PITTSBURGH STEELERS (23-35-3)

1933...	Steelers	H	14-13
1935...	Steelers	A	17-13
1936...	Cardinals	H	14-6
1937...	Cardinals	A	13-7
1939...	Cardinals	A	10-0
1940...	Tie	A	7-7
1942...	Steelers	A	19-3
1943...	Steelers	A	*34-13
1945...	Steelers	A	23-0
1946...	Steelers	A	14-7
1948...	Cardinals	A	24-7
1950...	Steelers	H	28-17
	Steelers	A	28-7
1951...	Steelers	H	28-14
1952...	Steelers	H	34-28
	Steelers	A	17-14
1953...	Steelers	A	31-28
	Steelers	H	21-17
1954...	Cardinals	H	17-14
	Steelers	A	20-17
1955...	Steelers	A	14-7
	Cardinals	H	27-13
1956...	Steelers	A	14-7
	Cardinals	H	38-27

1957...	Steelers	A	29-20
	Steelers	H	27-2
1958...	Steelers	H	27-20
	Steelers	A	38-21
1959...	Cardinals	H	45-24
	Steelers	A	35-20
1960...	Steelers	A	27-14
	Cardinals	H	38-7
1961...	Steelers	A	30-27
	Cardinals	H	20-0
1962...	Steelers	H	26-17
	Steelers	A	19-7
1963...	Steelers	A	23-10
	Cardinals	H	24-23
1964...	Cardinals	H	34-30
	Cardinals	A	21-20
1965...	Cardinals	A	20-7
	Cardinals	H	21-17
1966...	Steelers	A	30-9
	Cardinals	A	6-3
1967...	Cardinals	A	28-14
	Tie	H	14-14
1968...	Tie	H	28-28
	Cardinals	A	20-10
1969...	Cardinals	A	27-14
	Cardinals	H	47-10
1972...	Steelers	H	25-19
1979...	Steelers	H	24-21
1985...	Steelers	A	23-10
1988...	Cardinals	H	31-14
1994...	Cardinals (OT)	H	20-17
1997...	Steelers (OT)	H	26-20
2003...	Steelers	A	28-15
2007...	Cardinals	H	21-14
2008...	Steelers	H	**27-23
2011...	Steelers	H	32-20
2015...	Steelers	A	25-13

\*\*Super Bowl XLIII  
\*Pittsburgh-Philadelphia played as a merged team in 1943



## SAN FRANCISCO 49ERS (22-29)

1951...	Cardinals	A	27-21
1957...	Cardinals	A	20-10
1962...	49ers	H	24-17
1964...	Cardinals	A	23-13
1968...	49ers	A	35-17
1971...	49ers	H	26-14
1974...	Cardinals	A	34-9
1976...	Cardinals (OT)	H	23-20
1978...	Cardinals	A	16-10
1979...	Cardinals	H	13-10
1980...	49ers (OT)	A	24-21
1982...	49ers	H	31-20
1983...	49ers	H	42-27
1986...	49ers	A	43-17
1987...	49ers	A	34-28
1988...	Cardinals	H	24-23
1991...	49ers	A	14-10
1992...	Cardinals	H	24-14
1993...	49ers	A	28-14
1999...	49ers	H	24-10
2000...	49ers	A	27-20
2002...	49ers	A	38-28
	49ers	H	17-14
2003...	Cardinals (OT)	H	16-13
	49ers	A	50-14
2004...	49ers (OT)	A	31-28
	49ers (OT)	H	31-28
2005...	Cardinals	H*	31-14
	Cardinals	A	17-10
2006...	Cardinals	H+	34-27
	Cardinals	A	26-20
2007...	49ers	A	20-17
	49ers (OT)	H	37-31



2008	Cardinals	A	23-13
	Cardinals	H	29-24
2009	49ers	H	20-16
	49ers	A	24-9
2010	49ers	H	27-6
	49ers	A	38-7
2011	49ers	A	23-7
	Cardinals	H	21-19
2012	49ers	H	24-3
	49ers	A	27-13
2013	49ers	A	32-20
	49ers	H	23-20
2014	Cardinals	H	23-14
	49ers	A	20-17
2015	Cardinals	H	47-7
	Cardinals	A	19-13
2016	Cardinals	A	33-21
	Cardinals	H	23-20

+First regular season game at University of Phoenix Stadium

\*Mexico City



## SEATTLE SEAHAWKS (18-17-1)

1976	Cardinals	A	30-24
1983	Cardinals	H	33-28
1989	Cardinals	A	34-24
1993	Cardinals (OT)	A	30-27
1995	Cardinals (OT)	H	20-14
1998	Seahawks	A	33-14
2002	Cardinals	A	27-14
	Seahawks	H	27-6
2003	Seahawks	H	38-0
	Seahawks	A	28-10
2004	Cardinals	H	25-17
	Seahawks	A	24-21
2005	Seahawks	A	37-12
	Seahawks	H	33-19
2006	Seahawks	A	21-10
	Cardinals	H	27-21
2007	Cardinals	H	23-20
	Seahawks	A	42-21
2008	Cardinals	A	26-20
	Cardinals	H	34-21
2009	Cardinals	A	27-3
	Cardinals	H	31-20
2010	Seahawks	A	22-10
	Seahawks	H	36-18
2011	Seahawks	A	13-10
	Cardinals (OT)	H	23-20
2012	Cardinals	H	20-16
	Seahawks	A	58-0
2013	Seahawks	H	34-22
	Cardinals	A	17-10
2014	Seahawks	A	19-3
	Seahawks	H	35-6
2015	Cardinals	A	39-32
	Seahawks	H	36-6
2016		H	6-6
	Cardinals	A	34-31



## TAMPA BAY BUCCANEERS (10-9)

1977	Buccaneers	A	17-7
1981	Buccaneers	A	20-10
1983	Cardinals	A	34-27
1985	Buccaneers	A	16-0
1986	Cardinals	A	21-17
	Cardinals	H	30-19
1987	Cardinals	H	31-28
	Cardinals	A	31-14
1988	Cardinals	A	30-24

1989	Buccaneers	H	14-13
1992	Buccaneers	A	23-7
	Buccaneers	H	7-3
1996	Cardinals	H	13-9
1997	Buccaneers	A	19-18
2004	Cardinals	H	12-7
2007	Buccaneers	A	17-10
2010	Buccaneers	H	38-35
2013	Cardinals	A	13-10
2016	Cardinals	H	40-7



## TENNESSEE TITANS (6-4)

1970	Cardinals	H	44-0
1974	Cardinals	A	31-27
1979	Cardinals	A	24-17
1985	Oilers	H	20-10
1988	Oilers	A	38-20
1994	Cardinals	A	30-12
1997	Oilers	H	41-14
2005	Cardinals	H	20-10
2009	Titans	A	20-17
2013	Cardinals (OT)	A	37-34



## WASHINGTON REDSKINS (46-75-2)

1932	Cardinals	A	9-0
	Braves	H	8-6
1933	Redskins	H	10-0
	Tie	A	0-0
1934	Redskins	A	9-0
1935	Cardinals	A	6-0
1936	Redskins	A	13-10
1937	Cardinals	A	21-14
1939	Redskins	A	28-7
1940	Redskins	A	28-21
1942	Redskins	A	28-0
1943	Redskins	A	13-7
1944	Redskins	A	42-20
1945	Redskins	A	24-21
1947	Redskins	A	45-21
1949	Cardinals	H	38-7
1950	Cardinals	A	38-28
1951	Redskins	H	7-3
	Redskins	A	20-17
1952	Redskins	H	23-7
	Cardinals	A	17-6
1953	Redskins	H	24-13
	Redskins	A	28-17
1954	Cardinals	H	38-16
	Redskins	A	37-20
1955	Cardinals	A	24-10
	Redskins	H	31-0
1956	Cardinals	A	31-13
	Redskins	H	17-14
1957	Redskins	H	37-14
	Cardinals	A	44-14
1958	Cardinals	H	37-10
	Redskins	A	45-31
1959	Cardinals	H	49-21
	Redskins	A	23-14
1960	Cardinals	H	44-7
	Cardinals	A	26-14
1961	Cardinals	A	24-0
	Cardinals	H	38-24
1962	Redskins	A	24-14
	Tie	H	17-17
1963	Cardinals	A	21-7
	Cardinals	H	24-20

1964	Cardinals	A	23-17
	Cardinals	H	38-24
1965	Cardinals	A	37-16
	Redskins	H	24-20
1966	Cardinals	H	23-7
	Redskins	A	26-20
1967	Cardinals	A	27-21
1968	Cardinals	H	41-14
1969	Redskins	A	33-17
1970	Cardinals	H	27-17
	Redskins	A	28-27
1971	Redskins	H	24-17
	Redskins	A	20-0
1972	Redskins	A	24-10
	Redskins	H	33-3
1973	Cardinals	H	34-27
	Redskins	A	31-13
1974	Cardinals	A	17-10
	Cardinals	H	23-20
1975	Redskins	A	27-17
	Cardinals (OT)	H	20-17
1976	Cardinals	A	20-10
	Redskins	H	20-16
1977	Redskins	A	24-14
	Redskins	H	26-20
1978	Redskins	H	28-10
	Cardinals	A	27-17
1979	Redskins	H	17-7
	Redskins	A	30-28
1980	Redskins	A	23-0
	Redskins	H	31-7
1981	Cardinals	H	40-30
	Redskins	A	42-21
1982	Redskins	H	12-7
	Redskins	A	28-0
1983	Redskins	H	38-14
	Redskins	A	45-7
1984	Cardinals	H	26-24
	Redskins	A	29-27
1985	Redskins	A	27-10
	Redskins	H	27-16
1986	Redskins	A	28-21
	Redskins	H	20-17
1987	Redskins	A	28-21
	Redskins	H	34-17
1988	Cardinals	H	30-21
	Redskins	A	33-17
1989	Redskins	A	30-28
	Redskins	H	29-10
1990	Redskins	A	31-0
	Redskins	H	38-10
1991	Redskins	A	34-0
	Redskins	H	20-14
1992	Cardinals	H	27-24
	Redskins	A	41-3
1993	Cardinals	A	17-10
	Cardinals	H	36-6
1994	Cardinals (OT)	A	19-16
	Cardinals	H	17-15
1995	Redskins	A	27-7
	Cardinals	H	24-20
1996	Cardinals (OT)	A	37-34
	Cardinals	H	27-26
1997	Redskins (OT)	A	19-13
	Redskins	H	38-28
1998	Cardinals	H	29-27
	Cardinals	A	45-42
1999	Redskins	H	24-10
	Cardinals	A	28-3
2000	Cardinals	H	16-15
	Redskins	A	20-3
2001	Redskins	H	20-10
	Redskins	A	17-10
2002	Redskins	A	31-21
2005	Redskins	H	17-13
2007	Redskins	A	21-19
2008	Redskins	A	24-17
2011	Redskins	A	22-21
2014	Cardinals	H	30-20
2016	Cardinals	H	31-23





## ANNUAL STATISTICAL LEADERS

### SCORING

Year	Player	TDs	PAT	FG	Pts.
1945	Leo Cantor	5	0	0	30
1946	Ward Cuff	2	28-30	5-12	55
1947	Pat Harder	7	39-40	7-10	102
1948	Pat Harder	6	*53-53	7-17	110
1949	Pat Harder	8	45-47	3-5	102
1950	Bob Shaw	12	0	0	72
1951	Billy Cross	6	0	0	36
1952	Ollie Matson	9	0	0	54
1953	Pat Summerall	0	23-23	9-24	50
1954	Ollie Matson	9	0	0	54
1955	Pat Summerall	1	23-25	8-19	53
1956	Pat Summerall	0	30-30	10-18	60
1957	Ollie Matson	9	0	0	54
1958	Ollie Matson	10	0	0	60
1959	Bobby Joe Conrad	6	30-31	6-9	84
1960	Sonny Randle	15	0	0	90
1961	Sonny Randle	9	0	0	54
1962	John David Crow	*17	0	0	102
1963	Jim Bakken	0	44-44	11-21	77
1964	Jim Bakken	0	40-40	25-38	115
1965	Jim Bakken	0	33-33	21-31	96
1966	Jim Bakken	0	27-28	23-40	96
1967	Jim Bakken	0	36-36	27-39	117
1968	Jim Bakken	0	40-40	15-24	85
1969	Jim Bakken	0	38-40	12-24	74
1970	Jim Bakken	0	37-38	20-32	97
1971	Jim Bakken	0	24-24	21-32	87
1972	Jim Bakken	0	19-21	14-22	61
1973	Jim Bakken	0	31-31	23-32	100
1974	Jim Bakken	0	30-36	13-22	69
1975	Jim Bakken	0	40-41	19-24	97
1976	Jim Bakken	0	33-35	20-27	93
1977	Jim Bakken	0	35-36	7-16	56
1978	Jim Bakken	0	27-31	11-22	60
1979	Ottis Anderson	10	0	0	60

Year	Player	TDs	PAT	FG	Pts.
1980	Ottis Anderson	9	0	0	54
1981	Neil O'Donoghue	0	36-37	19-32	93
1982	Neil O'Donoghue	0	15-16	8-13	39
1983	Neil O'Donoghue	0	45-47	15-29	90
1984	Neil O'Donoghue	0	48-51	23-35	117
1985	Stump Mitchell	10	0	0	60
1986	John Lee	0	14-17	8-13	38
1987	Jim Gallery	0	30-31	9-19	57
1988	Al Del Greco	0	42-44	12-21	78
1989	Al Del Greco	0	28-29	18-26	82
1990	Al Del Greco	0	31-31	17-27	82
1991	Greg Davis	0	19-19	21-30	82
1992	Greg Davis	0	28-28	13-26	67
1993	Greg Davis	0	37-37	21-28	100
1994	Greg Davis	0	17-17	20-26	77
1995	Greg Davis	0	19-19	30-39	109
1996	Kevin Butler	0	17-19	14-17	59
1997	Joe Nedney	0	19-19	11-17	52
1998	Joe Nedney	0	30-30	13-19	69
1999	Chris Jacke	0	26-26	19-27	83
2000	Cary Blanchard	0	18-19	16-23	66
2001	Bill Gramatica	0	25-25	16-20	73
2002	Bill Gramatica	0	29-29	15-21	74
2003	Anquan Boldin	8	0	0	48
2004	Neil Rackers	0	28-28	22-29	94
2005	Neil Rackers	0	20-20	*40-42	*140
2006	Neil Rackers	0	32-32	28-37	116
2007	Neil Rackers	0	47-48	21-30	110
2008	Neil Rackers	0	44-44	25-28	119
2009	Neil Rackers	0	37-38	16-17	85
2010	Jay Feely	1	29-29	24-27	107
2011	Jay Feely	0	33-33	19-24	90
2012	Jay Feely	0	25-25	25-28	100
2013	Jay Feely	0	37-37	30-36	127
2014	Chandler Catanzaro	0	27-27	29-33	114
2015	Chandler Catanzaro	0	53-58	28-31	137
2016	David Johnson	20	0	0	122

\*Cardinal record

### RUSHING

Year	Player	Att.	Yards	Avg.	Long	TDs
1945	Frank Seno	93	355	3.0	47	2
1946	Pat Harder	106	545	5.1	55	4
1947	Elmer Angsman	110	412	3.7	18	7
1948	Charley Trippi	128	690	5.4	50	6
1949	Elmer Angsman	125	674	5.4	*82t	6
1950	Pat Harder	99	454	4.6	22	1
1951	Charley Trippi	78	501	6.4	32	4
1952	Charley Trippi	72	350	4.9	59	4
1953	Charley Trippi	97	443	4.5	21	0
1954	Ollie Matson	101	506	5.0	79	4
1955	Ollie Matson	109	475	4.3	54	1
1956	Ollie Matson	192	924	4.8	79	5
1957	Ollie Matson	134	577	4.3	57	6
1958	Ollie Matson	129	505	3.9	55	5
1959	John David Crow	140	666	4.8	73t	3
1960	John David Crow	183	1,071	*5.9	57	6
1961	Prentice Gault	129	523	4.1	54t	3
1962	John David Crow	192	751	3.9	35	*14
1963	Joe Childress	174	701	4.0	28	2
1964	John David Crow	163	554	3.4	57	7
1965	Bill Triplett	174	617	3.5	59t	6
1966	Johnny Roland	192	695	3.6	50	5
1967	Johnny Roland	234	876	3.7	70	10
1968	Willis Crenshaw	203	813	4.0	66t	6
1969	Cid Edwards	107	504	4.7	48	3
1970	MacArthur Lane	206	977	4.7	75	11
1971	MacArthur Lane	150	592	3.9	40	3
1972	Donny Anderson	153	536	3.5	19	4
1973	Donny Anderson	167	679	4.1	54	10
1974	Terry Metcalf	152	718	4.7	75	6
1975	Jim Otis	269	1,076	4.0	30	5
1976	Jim Otis	233	891	3.8	23	2
1977	Terry Metcalf	149	739	5.0	62	4
1978	Jim Otis	197	664	3.4	17	8
1979	Ottis Anderson	331	*1,605	4.8	76	8

Year	Player	Att.	Yards	Avg.	Long	TDs
1980	Ottis Anderson	301	1,352	4.5	52	9
1981	Ottis Anderson	328	1,376	4.2	28	9
1982	Ottis Anderson	145	587	4.0	64	3
1983	Ottis Anderson	296	1,270	4.3	43	5
1984	Ottis Anderson	289	1,174	4.1	24	6
1985	Stump Mitchell	183	1,006	5.5	64	7
1986	Stump Mitchell	174	800	4.6	44	5
1987	Stump Mitchell	203	781	3.8	42	3
1988	Earl Ferrell	202	924	4.6	47	7
1989	Earl Ferrell	149	502	3.4	44t	6
1990	Johnny Johnson	234	924	4.0	41	5
1991	Johnny Johnson	196	666	3.4	21	4
1992	Johnny Johnson	178	734	4.1	42t	6
1993	Ronald Moore	263	1,018	3.9	20	9
1994	Ronald Moore	232	780	3.4	24	4
1995	Garrison Hearst	284	1,070	3.8	38	1
1996	LeShon Johnson	141	634	4.5	70t	3
1997	Leeland McElroy	135	424	3.1	18	2
1998	Adrian Murrell	274	1,042	3.8	32	8
1999	Adrian Murrell	193	553	2.9	22	0
2000	Michael Pittman	184	719	3.9	29	4
2001	Michael Pittman	241	846	3.5	42	5
2002	Marcel Shipp	188	834	4.4	56	6
2003	Marcel Shipp	228	830	3.6	36	0
2004	Emmitt Smith	267	937	3.5	29t	9
2005	Marcel Shipp	157	451	2.9	19	0
2006	Edgerrin James	*337	1,159	3.4	18	6
2007	Edgerrin James	324	1,222	3.8	27	7
2008	Edgerrin James	133	514	3.9	35	3
2009	Beanie Wells	176	793	4.5	33	7
2010	Tim Hightower	153	736	4.8	80t	5
2011	Beanie Wells	245	1,047	4.3	71	10
2012	LaRod Stephens-Howling	110	356	3.2	52	4
2013	Rashard Mendenhall	217	687	3.2	28	8
2014	Andre Ellington	201	660	3.3	22	3
2015	Chris Johnson	196	814	4.2	62	3
2016	David Johnson	293	1,239	4.2	58t	16

\*Cardinal record



# ARIZONA CARDINALS

## PASSING

Year	Player	Att.	Comp.	Pct.	Yards	Long	TDs	Int.	Rating
1945	Paul Christman	219	89	40.6	1,147	70	5	12	42.5
1946	Paul Christman	229	100	43.7	1,656	82t	13	18	54.7
1947	Paul Christman	301	138	45.8	2,191	80	17	22	59.1
1948	Ray Mallouf	143	73	51	1,160	54t	13	6	91.2
1949	Paul Christman	151	75	49.7	1,015	50t	11	13	60
1950	Jim Hardy	257	117	45.5	1,636	58t	17	24	49.8
1951	Charley Trippi	191	88	46.1	1,191	80t	8	13	52.1
1952	Charley Johnson	181	84	46.4	890	56t	5	13	40.5
1953	Jim Root	192	80	41.9	1,149	77	8	11	52.1
1954	Lamar McHan	255	105	41.2	1,475	70	6	22	32.6
1955	Lamar McHan	207	78	38.8	1,085	74t	11	19	35.5
1956	Lamar McHan	152	72	47.4	1,159	75	10	8	73.3
1957	Lamar McHan	200	87	43.5	1,568	83t	11	15	58
1958	M.C. Reynolds	195	105	53.8	1,422	91t	11	11	72.6
1959	King Hill	181	82	45.3	1,015	31t	7	13	46.2
1960	John Roach	188	87	46.3	1,423	57t	17	18	62.6
1961	Sam Etcheverry	196	96	48.9	1,275	78	14	11	70.3
1962	Charley Johnson	308	150	48.7	2,440	86t	20	65.9	
1963	Charley Johnson	423	222	52.5	3,280	78t	28	21	79.3
1964	Charley Johnson	420	223	53.1	3,045	78t	21	24	69.4
1965	Charley Johnson	322	155	48.1	2,439	78t	18	15	72.8
1966	Charley Johnson	205	103	50.2	1,334	69t	10	11	64.8
1967	Jim Hart	397	192	48.4	3,008	76t	19	*30	58.3
1968	Jim Hart	316	140	44.3	2,059	80t	15	18	58.4
1969	Charley Johnson	260	131	50.4	1,847	84t	13	13	69.5
1970	Jim Hart	373	171	45.8	2,574	79	14	18	61.6
1971	Jim Hart	243	110	45.3	1,626	57t	8	14	54.5
1972	Gary Cuzzo	158	69	43.7	897	68t	5	11	43.6
1973	Jim Hart	320	178	55.6	2,223	69t	15	10	80.1
1974	Jim Hart	388	200	51.6	2,411	80t	20	8	79.5
1975	Jim Hart	345	182	52.8	2,507	80t	19	19	71.8
1976	Jim Hart	388	218	56.2	2,946	77t	18	13	81.7
1977	Jim Hart	354	185	52.3	2,334	69	13	20	64.5
1978	Jim Hart	477	240	50.3	3,121	74	16	18	66.7
1979	Jim Hart	378	194	51.3	2,218	48	9	20	55.2
1980	Jim Hart	425	228	53.7	2,946	69t	16	20	68.8
1981	Jim Hart	241	134	55.6	1,694	58t	11	14	70.1
1982	Neil Lomax	205	109	53.2	1,367	42	5	6	70.4
1983	Neil Lomax	354	209	59	2,636	71t	24	11	92
1984	Neil Lomax	560	345	61.6	4,614	83t	28	16	92.5
1985	Neil Lomax	471	266	56.5	3,214	47	18	12	79.9
1986	Neil Lomax	421	240	57	2,583	48t	13	12	73.4
1987	Neil Lomax	463	275	59.4	3,387	57	24	12	88.5
1988	Neil Lomax	443	218	49.2	3,395	93t	20	11	86.7
1989	Gary Hogeboom	364	204	56	2,991	59t	14	19	69.5
1990	Tim Rosenbach	437	237	54.2	3,098	68t	16	17	72.8
1991	Tom Tupa	315	165	52.4	2,053	65t	6	13	62
1992	Chris Chandler	413	245	59.3	2,832	72t	15	15	77.1
1993	Steve Beuerlein	418	258	61.7	3,164	65t	18	17	82.5
1994	Steve Beuerlein	255	130	51	1,545	63	5	9	61.6
1995	Dave Krieg	521	304	58.3	3,554	48	16	21	72.6
1996	Boomer Esiason	339	190	56	2,293	64t	11	14	70.6
1997	Jake Plummer	296	157	53	2,203	70t	15	15	73.1
1998	Jake Plummer	547	324	59.2	3,737	57	17	20	75
1999	Jake Plummer	381	201	52.8	2,111	63	9	24	50.8
2000	Jake Plummer	476	270	56.8	2,946	70t	13	21	66
2001	Jake Plummer	525	304	57.9	3,653	68t	18	14	79.6
2002	Jake Plummer	530	284	53.6	2,972	80t	18	20	65.7
2003	Jeff Blake	367	208	56.7	2,247	71t	13	15	69.6
2004	Josh McCown	408	233	57.1	2,511	48	11	10	74.1
2005	Kurt Warner	375	242	64.5	2,713	63	11	9	85.8
2006	Matt Leinart	377	214	56.8	2,547	57	11	12	74.0
2007	Kurt Warner	451	281	62.3	3,417	62	27	17	89.8
2008	Kurt Warner	*598	*401	*67.1	*4,583	79t	30	14	96.9
2009	Kurt Warner	513	339	66.1	3,753	45	26	14	93.2
2010	Derek Anderson	327	169	51.7	2,065	43	7	10	65.9
2011	Kevin Kolb	253	146	57.7	1,995	73t	9	8	81.0
2012	Kevin Kolb	183	109	59.6	1,169	46t	8	3	86.1
2013	Carson Palmer	572	362	63.3	4,274	91t	24	22	83.9
2014	Drew Stanton	240	132	55.0	1,711	49	7	5	78.7
2015	Carson Palmer	537	342	63.7	*4,671	68	*35	11	*104.6
2016	Carson Palmer	597	364	61.0	4,233	80t	26	14	87.2

## QUARTERBACK SACKS (OFFICIAL STATISTIC BEGAN IN 1982)

Year	Player, Position	Total	Year	Player, Position	Total
1970	Chuck Walker, DE	9.0	1995	Clyde Simmons, DE	11.0
1971	Bob Rowe, DT	5.5	1996	Simeon Rice, DE	12.5
1972	Ron Yankowski, DE	6.0	1997	Eric Swann, DT	7.5
1973	Bob Rowe, DT	6.5	1998	Simeon Rice, DE	10.0
1974	Ron Yankowski, DE	9.0	1999	Simeon Rice, DE	*16.5
1975	Bob Hill, DE	6.0	2000	Simeon Rice, DE	7.5
1976	John Zook, DE	9.5	2001	Rob Fredrickson, LB	8.0
1977	Mike Dawson, DT	8.0	2002	Kyle Vanden Bosch, DE	4.0
1978	Mike Dawson, DT	9.0	2003	Dennis Johnson, DE	3.0
1979	Bob Pollard, DE	9.0		Ray Thompson, LB	3.0
1980	Curtis Greer, DE	6.5	2004	Bertrand, Berry, DE	14.5
1981	Curtis Greer, DE	12.5	2005	Adrian Wilson, SS	*8.0
1982	Curtis Greer, DE	7.5	2006	Chike Okefor, DE	8.5
1983	Curtis Greer, DE	10.0	2007	Darnell Rickett, DT	8.0
1984	Curtis Greer, DE	14.0	2008	Bertrand Berry, DE	5.0
1985	Curtis Greer, DE	7.0	2009	Darnell Dockett, DT	7.0
1986	Al Baker, DE	10.0		Calais Campbell, DE	7.0
1987	Freddie Joe Nunn, DE	11.0	2010	Calais Campbell, DE	6.0
1988	Freddie Joe Nunn, DE	14.0	2011	Calais Campbell, DE	8.0
1989	Ken Harvey, LB	7.0	2012	Daryl Washington, LB	9.0
1990	Ken Harvey, LB	10.0	2013	John Abraham, LB	11.5
1991	Ken Harvey, LB	9.0	2014	Alex Okafor, LB	9.0
1992	Ken Harvey, LB	6.0	2015	Dwight Freeney, LB	8.0
1993	Ken Harvey, LB	9.5	2016	Markus Golden, LB	12.5
1994	Eric Swann, DT	7.0		**NFL record for defensive back	*Cardinal record



## RECEIVING

Year	Player	No.	Yards	Avg.	Long	TDs
1945	Billy Dewell	26	370	14.2	70	1
1946	Billy Dewell	27	643	*23.8	82t	7
	Mal Kutner	27	634	23.5	63	5
1947	Mal Kutner	43	994	21.9	70	7
1948	Mal Kutner	41	943	23.0	71	14
1949	Charley Trippi	34	484	14.1	49	6
1950	Bob Shaw	48	971	20.2	65	12
1951	Fran Polsfoot	57	796	14.0	80t	4
1952	Don Stonesifer	54	617	11.4	26	0
1953	Don Stonesifer	56	684	12.2	46	2
1954	Don Stonesifer	44	607	13.8	39	3
1955	Don Stonesifer	28	330	11.8	28	5
1956	Don Stonesifer	22	320	14.5	58	2
1957	Gern Nagler	27	475	17.6	83t	4
1958	Woodley Lewis	46	690	15.0	64	4
1959	Woodley Lewis	34	534	15.7	85t	3
1960	Sonny Randle	62	892	14.4	57	+15
1961	Sonny Randle	44	591	13.4	41	9
1962	Sonny Randle	63	1,158	18.4	+86t	7
1963	Bobby Joe Conrad	73	967	13.2	48	10
1964	Bobby Joe Conrad	61	780	12.8	53	6
1965	Bobby Joe Conrad	58	909	15.7	71	5
1966	Jackie Smith	45	810	18.0	69	3
1967	Jackie Smith	56	1,205	21.5	76t	9
1968	Jackie Smith	49	789	16.1	65	2
1969	Dave Williams	56	702	12.5	61	7
1970	John Gilliam	45	952	21.1	79	5
1971	John Gilliam	42	837	19.9	54	3
1972	Johnny Roland	38	321	8.4	27	2
1973	Jackie Smith	41	600	14.6	42	1
	Donny Anderson	41	409	10.0	44	3
1974	Terry Metcalf	50	377	7.5	22	1
1975	Mel Gray	48	926	19.3	74	11
1976	Ike Harris	52	782	15.0	40	1
1977	Ike Harris	40	547	13.7	38	3
1978	Pat Tilley	62	900	14.5	43	3
1979	Pat Tilley	57	938	16.4	51t	6

## PUNTING

Year	Player	No.	Avg.	Long	Blocked
1945	James Reynolds	38	36.4	48	0
1946	William Blackburn	35	41.9	60	0
1947	Ray Mallouf	43	39.9	62	0
1948	Ray Mallouf	45	39.0	61	0
1949	John Cochran	52	42.0	66	0
1950	Jim Hardy	56	39.4	76	0
1951	Fran Polsfoot	47	40.7	56	0
1952	Frank Tripucka	35	37.5	57	0
1953	Charley Trippi	54	42.8	63	0
1954	Charley Trippi	59	39.1	62	0
1955	Dave Mann	43	40.0	60	0
1956	Dave Mann	36	37.4	58	1
1957	Dave Mann	59	42.5	67	0
1958	Bobby Gordon	55	38.0	66	0
1959	Jerry Norton	59	44.9	60	0
1960	Jerry Norton	39	45.6	62	0
1961	Jerry Norton	85	44.7	78	1
1962	Sam Etcheverry	59	38.3	61	1
1963	Jerry Stovall	65	40.7	69	0
1964	Jackie Smith	41	40.4	64	0
1965	Jackie Smith	39	39.3	62	1
1966	Jackie Smith	47	37.9	56	1
1967	Chuck Latourette	62	40.8	67	0
1968	Chuck Latourette	65	41.6	55	0
1969	King Hill	73	37.6	57	1
1970	Chuck Latourette	65	40.9	59	0
1971	Chuck Latourette	56	38.5	55	1
1972	Donny Anderson	72	39.5	61	0
1973	Gary Kiethley	66	37.5	55	1
1974	Hal Roberts	81	38.7	57	0
1975	Jeff West	64	37.7	58	1
1976	Terry Joyce	64	36.4	54	2
1977	Duane Carrell	49	35.9	53	0
1978	Mike Wood	51	37.6	*81	0
1979	Steve Little	80	38.2	56	2

Year	Player	No.	Yards	Avg.	Long	TDs
1980	Pat Tilley	68	966	14.2	60t	6
1981	Pat Tilley	66	1,040	15.7	75	3
1982	Pat Tilley	36	465	14.5	34	2
1983	Roy Green	78	1,227	15.7	71t	14
1984	Roy Green	78	1,555	19.9	83t	12
1985	Roy Green	50	693	13.9	47	5
1986	J.T. Smith	80	1,014	12.7	45	6
1987	J.T. Smith	91	1,117	12.3	38	8
1988	J.T. Smith	83	986	11.9	29	5
1989	J.T. Smith	62	778	12.5	31	5
1990	Ricky Proehl	56	802	14.3	45t	4
1991	Ernie Jones	61	957	15.7	53	4
1992	Ricky Proehl	60	744	12.4	63t	3
1993	Larry Centers	66	603	9.1	29	3
1994	Larry Centers	77	647	8.4	36	2
1995	Larry Centers	101	962	9.5	32	2
1996	Larry Centers	99	766	7.7	39	7
1997	Rob Moore	97	1,584	16.3	47t	8
1998	Frank Sanders	89	1,145	12.9	42	3
1999	Frank Sanders	79	954	12.1	63	1
2000	Michael Pittman	73	579	7.9	36t	2
2001	David Boston	98+*1,158	16.3	63t	8	
2002	Freddie Jones	44	398	8.1	24	1
2003	Anquan Boldin	101	1,377	13.6	71t	8
2004	Larry Fitzgerald	58	780	13.4	48	8
2005	Larry Fitzgerald	**103	1,409	13.7	47	10
2006	Anquan Boldin	83	1,203	14.5	64	4
2007	Larry Fitzgerald	*100	*1,409	14.1	48t	10
2008	Larry Fitzgerald	*96	*1,431	14.9	78t	**12
2009	Larry Fitzgerald	97	1,092	11.3	34t	**13
2010	Larry Fitzgerald	90	1,137	12.6	41	6
2011	Larry Fitzgerald	80	1,411	17.6	73t	8
2012	Larry Fitzgerald	71	798	11.2	37t	4
2013	Larry Fitzgerald	82	954	11.6	75t	10
2014	Larry Fitzgerald	63	784	12.4	80t	2
2015	Larry Fitzgerald	+109	1,215	11.1	44	9
2016	Larry Fitzgerald	**107	1,023	9.6	32	6

+Cardinal record      \*\*NFL Leader      \*NFL Leader

Year	Player	No.	Avg.	Long	Blocked
1980	Larry Swider	99	41.5	66	1
1981	Carl Birdsong	69	41.8	75	0
1982	Carl Birdsong	54	43.8	65	0
1983	Carl Birdsong	85	41.5	59	0
1984	Carl Birdsong	67	38.7	59	1
1985	Carl Birdsong	85	41.7	67	2
1986	Greg Cater	61	37.2	52	1
1987	Greg Horne	24	40.5	51	0
1988	Greg Horne	79	40.9	66	1
1989	Rich Camarillo	76	43.4	58	0
1990	Rich Camarillo	67	42.8	63	0
1991	Rich Camarillo	76	45.3	60	1
1992	Rich Camarillo	54	42.9	73	0
1993	Rich Camarillo	73	43.7	61	0
1994	Jeff Feagles	98	40.8	54	0
1995	Jeff Feagles	72	43.8	60	0
1996	Jeff Feagles	76	43.8	68	1
1997	Jeff Feagles	91	44.3	62	1
1998	Scott Player	81	41.7	67	1
1999	Scott Player	94	42.0	60	0
2000	Scott Player	65	44.2	55	0
2001	Scott Player	67	41.5	58	0
2002	Scott Player	88	43.9	58	1
2003	Scott Player	82	42.8	64	1
2004	Scott Player	98	43.2	57	1
2005	Scott Player	73	43.9	60	1
2006	Scott Player	66	44.9	58	2
2007	Mike Barr	59	40.4	61	1
2008	Dirk Johnson	40	41.8	59	0
2009	Ben Graham	86	*47.0	64	0
2010	Ben Graham	94	43.4	65	0
2011	Dave Zastudil	87	45.2	66	0
2012	Dave Zastudil	*112	46.5	70	0
2013	Dave Zastudil	78	45.7	60	0
2014	Drew Butler	79	42.1	67	2
2015	Drew Butler	60	42.9	58	1
2016	Ryan Quigley	34	41.6	55	1

\*Cardinal record



## PUNT RETURNS

Year	Player	No.	Yards	Avg.	Long	TDs
1945	Frank Seno	10	103	10.3	25	0
1946	Frank Seno	17	176	10.3	21	0
1947	John Cochran	10	147	14.7	31	0
1948	Jerry Davis	16	334	*20.9	70t	*2
1949	John Cochran	15	314	*20.9	71t	*2
1950	Don Paul	18	194	10.8	82	1
1951	Don Paul	19	143	7.5	23	0
1952	Billy Cross	21	177	8.4	38	0
1953	Charley Trippi	21	239	11.4	38	0
1954	Ollie Matson	11	100	9.1	59	1
1955	Ollie Matson	13	245	18.8	78	*2
1956	Frank Bernardi	18	217	12.1	*95t	1
1957	Woodley Lewis	24	175	7.3	31	0
1958	Bobby Joe Conrad	19	129	6.8	16	0
1959	Bill Stacy	29	281	9.7	74	*2
1960	Bill Stacy	14	62	4.4	24	0
1961	Willie West	11	98	8.9	28	0
1962	Norm Beal	7	46	6.6	14	0
1963	Billy Gambrell	11	111	10.0	49	0
1964	Billy Gambrell	12	126	10.5	36	0
	Jim Burson	12	125	10.4	68t	1
1965	Abe Woodson	17	7	0.4	13	0
1966	Johnny Roland	20	221	11.1	86t	1
1967	Phil Spiller	15	124	8.3	33	0
1968	Chuck Latourette	28	345	12.3	86t	1
1969	Roger Wehrli	13	65	5.0	25	0
1970	Chuck Latourette	30	171	5.7	16	0
1971	Larry Willingham	10	84	8.4	34	0
1972	Larry Willingham	9	41	4.6	13	0
1973	Gary Hammond	11	80	7.3	51	0
1974	Terry Metcalf	26	340	13.1	43	0
1975	Terry Metcalf	23	285	12.4	69t	1
1976	Terry Metcalf	17	188	11.1	39	0
1977	Terry Metcalf	14	108	7.7	23	0
1978	Willard Harrell	21	196	9.3	70t	1
1979	Willard Harrell	32	205	6.4	68	0
1980	Mark Bell	22	195	8.9	54	0

## KICKOFF RETURNS

Year	Player	No.	Yards	Avg.	Long	TDs
1945	Frank Seno	19	408	21.4	31	0
1946	Frank Seno	13	408	31.3	105t	1
1947	Charley Trippi	15	321	21.4	33	0
1948	Jerry Davis	15	437	29.2	83	0
1949	Charley Trippi	18	427	23.7	48	0
1950	Don Paul	28	693	24.7	46	0
1951	Emil Stiko	17	429	25.2	41	0
1952	Ollie Matson	20	623	31.2	100t	*2
1953	Billy Cross	12	257	21.4	39	0
1954	Les Goble	27	749	27.7	94t	*2
1955	Ollie Matson	15	368	24.5	37	0
1956	Ollie Matson	13	362	27.7	105t	1
1957	Woodley Lewis	26	682	26.2	52	0
1958	Ollie Matson	14	497	*35.5	101t	*2
1959	Bobby Joe Conrad	18	388	21.7	33	0
1960	Willie West	13	370	28.5	87	0
1961	Pat Fischer	17	426	25.1	53	0
1962	Bill Triplett	24	608	25.3	49	0
1963	Jerry Stovall	15	419	27.9	55	0
1964	Jerry Stovall	24	566	23.6	47	0
1965	Abe Woodson	27	665	24.6	65	0
1966	Roy Shivers	27	762	28.2	94t	1
1967	Bobby Williams	24	583	24.3	38	0
1968	Chuck Latourette	46	1,237	26.9	75	0
1969	MacArthur Lane	20	523	26.2	69	0
1970	Chuck Latourette	13	254	19.5	24	0
1971	Mel Gray	30	740	24.7	65	0
1972	Bobby Moore	20	437	21.9	37	0
1973	Les Shy	16	445	27.8	97t	1
1974	Terry Metcalf	20	623	31.2	94t	1
1975	Terry Metcalf	35	960	27.4	93t	1
1976	Jerry Latin	16	357	22.3	39	0
	Terry Metcalf	16	325	20.3	33	0
1977	Terry Metcalf	32	772	24.1	51	0
1978	Willard Harrell	19	389	20.5	32	0
1979	Roy Green	41	1,007	24.6	106t	1
1980	Roy Green	32	745	23.3	37	0
1980	Roy Green	32	745	23.3	37	0

Year	Player	No.	Yards	Avg.	Long	TDs
1981	Stump Mitchell	42	445	10.6	50t	1
1982	Stump Mitchell	27	165	6.1	15	0
1983	Stump Mitchell	38	337	8.9	34	0
1984	Stump Mitchell	38	333	8.8	39	0
1985	J.T. Smith	26	283	10.9	31	0
1986	Vai Sikahema	43	522	12.1	71t	2
1987	Vai Sikahema	*44	550	12.5	76t	1
1988	Vai Sikahema	33	341	10.3	28	0
1989	Vai Sikahema	37	433	11.7	53	0
1990	Vai Sikahema	36	306	8.5	20	0
1991	John Jackson	31	244	7.9	19	0
1992	Johnny Bailey	20	263	13.2	65	0
1993	Johnny Bailey	35	282	8.1	58t	1
1994	Patrick Robinson	41	285	7.0	23	0
1995	Anthony Edwards	18	131	7.3	16	0
1996	Marcus Dowdell	34	297	8.7	35	0
1997	Kevin Williams	40	462	11.6	50	0
1998	Eric Metcalf	43	295	6.9	24	0
1999	Mac Cody	32	373	**11.7	31	0
2000	Mac Cody	31	222	7.2	25	0
2001	Arnold Jackson	40	461	11.5	55	0
2002	Arnold Jackson	31	182	5.9	22	0
2003	Anquan Boldin	20	130	6.5	19	0
2004	Karl Williams	42	286	6.8	38	0
2005	Reggie Swinton	42	334	8.0	32	0
2006	Troy Walters	24	250	10.4	37	0
2007	Steve Breaston	42	395	9.4	73t	1
2008	Steve Breaston	33	237	7.2	25	0
2009	Steve Breaston	38	253	6.7	64	0
2010	Andre Roberts	35	263	7.5	25	0
2011	Patrick Peterson	*44	+*699	15.9	*99t	***4
2012	Patrick Peterson	51	426	8.4	26	0
2013	Patrick Peterson	33	198	6.0	22	0
2014	Ted Ginn, Jr.	26	277	10.7	71t	1
2015	Patrick Peterson	32	260	8.1	38	0
2016	John Brown	17	119	7.0	32	0

\*Cardinal record \*\*NFC leader  
\*\*\*NFL record  
+NFL rookie record

Year	Player	No.	Yards	Avg.	Long	TDs
1981	Stump Mitchell	55	1,292	23.5	67	0
1982	Stump Mitchell	16	364	22.8	33	0
1983	Stump Mitchell	36	778	21.6	66	0
1984	Stump Mitchell	35	804	23.0	56	0
1985	Clyde Duncan	28	550	19.6	34	0
1986	Vai Sikahema	37	847	22.9	44	0
1987	Vai Sikahema	34	761	22.4	50	0
1988	Vai Sikahema	23	475	20.7	39	0
1989	Vai Sikahema	43	874	20.3	52	0
1990	Vai Sikahema	27	544	20.1	32	0
1991	Larry Centers	16	330	20.6	39	0
1992	Johnny Bailey	28	690	24.6	63	0
1993	Johnny Bailey	31	699	22.5	48	0
1994	Chuck Levy	26	513	19.7	31	0
1995	Ryan Terry	37	808	21.8	53	0
1996	Leeland McElroy	54	1,148	21.3	92	0
1997	Kevin Williams	59	1,458	24.7	63	0
1998	Eric Metcalf	57	1,218	21.4	59	0
1999	Mario Bates	52	1,231	23.7	68	0
2000	MarTay Jenkins	#82	#2,186	26.7	98t	1
2001	MarTay Jenkins	49	1,120	22.9	70	0
2002	Kevin Kasper	32	722	22.6	40	0
2003	Josh Scobey	73	1,684	23.1	100t	1
2004	Josh Scobey	32	723	22.6	71	0
2005	Reggie Swinton	63	1,456	23.1	90	0
2006	J.J. Arrington	66	1,503	22.8	99t	1
2007	Steve Breaston	62	1,391	22.7	59	0
2008	J.J. Arrington	36	923	25.6	93t	1
2009	LaRod Stephens-Howling	52	1,257	24.2	99t	1
2010	LaRod Stephens-Howling	57	**1,548	27.2	102t	*2
2011	LaRod Stephens-Howling	36	857	23.8	37	0
2012	William Powell	21	507	24.1	65	0
	LaRod Stephens-Howling	18	405	22.5	38	0
2013	Javier Arenas	23	493	21.4	46	0
2014	Ted Ginn, Jr.	22	417	19.0	43	0
2015	David Johnson	22	598	27.2	*108t	1
2016	Brittan Golden	11	266	24.2	49	0

\*Cardinal record +Ties NFL record #NFL/Cardinal record  
\*\*NFL Leader



## FIELD GOALS

Year	Player	Att.	Made	Pct.	Long
1945	Conway Baker	1	0	.000	—
1946	Ward Cuff	12	5	.417	42
1947	Pat Harder	10	7	.700	35
1948	Pat Harder	17	7	.412	36
1949	Ventan Yablonski	6	5	.833	34
1950	Pat Harder	9	4	.444	47
1951	Cliff Patton	8	5	.625	27
1952	Joe Geri	18	2	.111	40
1953	Pat Summerall	24	9	.375	49
1954	Pat Summerall	19	8	.421	50
1955	Pat Summerall	19	8	.421	42
1956	Pat Summerall	22	10	.455	42
1957	Pat Summerall	17	6	.353	34
1958	Bobby Joe Conrad	17	6	.353	45
1959	Bobby Joe Conrad	9	6	.667	37
1960	Gerry Perry	20	13	.650	44
1961	Gerry Perry	16	7	.438	38
1962	Gerry Perry	12	5	.417	42
1963	Jim Bakken	21	11	.524	45
1964	Jim Bakken	38	25	.659	51
1965	Jim Bakken	31	21	.677	45
1966	Jim Bakken	40	23	.575	47
1967	Jim Bakken	39	27	.692	47
1968	Jim Bakken	24	15	.625	47
1969	Jim Bakken	24	12	.500	46
1970	Jim Bakken	32	20	.625	49
1971	Jim Bakken	32	21	.656	45
1972	Jim Bakken	22	14	.636	49
1973	Jim Bakken	32	23	.719	46
1974	Jim Bakken	22	13	.591	47
1975	Jim Bakken	24	19	.792	47
1976	Jim Bakken	27	20	.741	43
1977	Jim Bakken	16	7	.438	49
1978	Jim Bakken	22	11	.500	45
1979	Steve Little	19	10	.526	51

## INTERCEPTIONS

Year	Player	No.	Yards	Avg.	Long	TDs
1945	Leo Cantor	5	70	14.0	26	0
1946	Mal Kutner	5	29	5.8	24	0
1947	John Cochran	8	122	15.3	39	0
1948	John Cochran	7	111	15.9	32	0
1949	Bob Nussbaumer	*12	157	13.1	68	0
1950	Jerry Davis	9	40	4.4	15	0
1951	S.J. Whitman	7	102	14.6	31	0
1952	Roy Barni	6	70	11.7	38	0
1953	Ray Ramsey	10	*237	23.7	46	1
1954	Dick Lane	10	181	18.1	64	0
1955	Dick Lane	6	69	11.5	31	0
1956	Lindon Crow	11	170	15.5	0	0
1957	Jim Hill	3	52	17.3	0	0
1958	Dick Nolan	5	30	6.0	0	0
1959	Billy Stacy	5	114	22.8	0	0
1960	Jerry Norton	10	96	9.6	0	0
1961	Jerry Norton	7	136	19.4	47	2
1962	Bill Stacy	6	72	12.0	53	0
1963	Pat Fischer	8	169	21.1	55	0
1964	Pat Fischer	10	164	16.4	39	2
1965	Larry Wilson	6	153	25.5	96	1
1966	Larry Wilson	10	180	18.0	91	2
1967	Pat Fischer	4	85	21.3	69	1
	Larry Wilson	4	75	18.8	44	0
	Jerry Stovall	4	6	1.5	6	0
1968	Larry Wilson	4	14	3.5	8	0
1969	Bob Atkins	3	74	24.7	42	0
	Roger Wehrli	3	44	14.7	44	0
1970	Roger Wehrli	6	50	8.3	41	0
1971	Larry Wilson	4	46	11.5	23	0
	Norm Thompson	4	45	11.3	25	0
1972	Larry Wilson	3	35	11.7	24	0
	Miller Farr	3	21	7.0	21	0
1973	Jim Tolbert	2	34	17.0	26	0
	Clarence Duren	2	13	6.5	13	0
1974	Norm Thompson	6	190	31.7	56	1
1975	Norm Thompson	7	141	20.1	61	1
1976	Norm Thompson	4	83	20.8	38	0
1976	Mike Sensibaugh	4	60	15.0	35	1
	Roger Wehrli	4	31	7.8	26	0
1977	Roger Wehrli	5	44	8.8	41	0
1978	Ken Stone	9	139	15.4	33	0
1979	Ken Stone	6	70	11.6	30	0
1980	Ken Stone	5	63	12.6	20	0
1981	Ken Greene	7	111	15.9	47	0

Year	Player	Att.	Made	Pct.	Long
1980	Neil O'Donoghue	15	11	.733	43
1981	Neil O'Donoghue	32	19	.594	47
1982	Neil O'Donoghue	13	8	.615	48
1983	Neil O'Donoghue	29	15	.517	52
1984	Neil O'Donoghue	35	23	.657	52
1985	Neil O'Donoghue	18	10	.556	49
1986	John Lee	13	8	.615	47
1987	Jim Gallery	19	9	.474	48
1988	Al Del Greco	21	12	.571	51
1989	Al Del Greco	26	18	.692	50
1990	Al Del Greco	27	17	.629	50
1991	Greg Davis	30	21	.700	52
1992	Greg Davis	26	13	.500	49
1993	Greg Davis	28	21	.750	55
1994	Greg Davis	26	20	.769	51
1995	Greg Davis	39	30	.769	55
1996	Kevin Butler	17	14	.824	41
1997	Joe Nedney	17	11	.647	45
1998	Joe Nedney	19	13	.684	53
1999	Chris Jacke	27	19	.704	49
2000	Cary Blanchard	23	16	.696	54
2001	Bill Gramatica	20	16	.800	50
2002	Bill Gramatica	21	15	.714	50
2003	Neil Rackers	12	9	.750	49
2004	Neil Rackers	29	22	.758	55
2005	Neil Rackers	*42	**40	*952	54
2006	Neil Rackers	37	28	.757	50
2007	Neil Rackers	30	21	.700	52
2008	Neil Rackers	28	25	.893	54
2009	Neil Rackers	17	16	.941	48
2010	Jay Feely	27	24	.888	55
2011	Jay Feely	24	19	.792	51
2012	Jay Feely	28	25	.893	*61
2013	Jay Feely	36	30	.833	52
2014	Chandler Catanzaro	33	29	.879	51
2015	Chandler Catanzaro	31	28	.903	47
2016	Chandler Catanzaro	28	21	.750	60

\*Cardinal record \*\*Cardinals/NFL record

Year	Player	No.	Yards	Avg.	Long	TDs
1982	Benny Perrin	1	35	35.0	35	0
	Jeff Griffin	1	8	8.0	8	0
	Lee Nelson	1	7	7.0	7	0
	Ken Greene	1	2	2.0	2	0
	Carl Allen	1	0	0.0	0	0
	Mike Dawson	1	0	0.0	0	0
1983	Lionel Washington	8	92	11.5	26	0
1984	Lionel Washington	5	42	8.4	18	0
1985	E.J. Junior	5	109	21.8	53	0
1986	Cedric Mack	4	42	10.5	24	0
1987	Travis Curtis	5	65	13.0	31	0
1988	Cedric Mack	3	33	11.0	12	0
	Carl Carter	3	0	0.0	0	0
1989	Tim McDonald	7	170	24.3	53	1
1990	Tim McDonald	4	63	15.8	38	0
1991	Aeneas Williams	6	60	10.0	32	0
1992	Robert Massey	5	147	29.4	46	*3
1993	Lorenzo Lynch	3	13	4.3	13	0
1994	Aeneas Williams	9	89	9.9	43	0
1995	Aeneas Williams	6	86	14.3	48	2
1996	Aeneas Williams	6	89	14.8	65	1
1997	Aeneas Williams	6	95	15.8	42	2
1998	Kwamie Lassiter	8	80	10.0	29	0
1999	Kwamie Lassiter	2	110	*55.0	78	1
	Rob Fredrickson	2	57	28.5	34	1
	Tom Knight	2	16	8.0	16	0
	Pat Tillman	2	7	3.5	6	0
	Aeneas Williams	2	5	2.5	8	0
2000	Aeneas Williams	5	102	20.4	48	0
2001	Kwamie Lassiter	9	80	8.9	25	0
2002	Adrian Peterson	4	35	8.8	35	0
2003	Dexter Jackson	6	122	20.3	30	0
2004	David Macklin	4	18	4.5	16	0
2005	Karlos Dansby	3	31	10.3	18	2
2006	Adrian Peterson	4	146	36.5	*99	1
2007	Antrel Rolle	5	231	46.2	57	*3
	Rod Hood	5	196	39.2	71	2
2008	D. Rodgers-Cromartie	4	129	32.3	*99	1
2009	D. Rodgers-Cromartie	6	77	12.8	49	1
2010	Kerry Rhodes	4	174	43.5	66	0
2011	Richard Marshall	3	83	27.7	49	0
2012	Patrick Peterson	7	64	9.1	31	0
2013	Karlos Dansby	4	48	12.0	23	2
2014	Rashad Johnson	4	146	36.5	88	2
2015	Tyrann Mathieu	5	92	18.4	33	1
	Rashad Johnson	5	14	2.8	11	0
2016	Marcus Cooper	4	95	23.8	60	1

\*Cardinal record





## ANNUAL TURNOVER DIFFERENTIALS

Year	Giveaways			Takeaways			Net
	INTs	Fumbles/Lost	Total	INTs	Fumbles/Lost	Total	
2016	17	27/11	28	14	30/14	28	Even
2015	13	23/11	24	19	30/14	33	+9
2014	12	16/5	17	18	13/7	25	+8
2013	22	22/9	31	20	20/10	30	-1
2012	21	25/13	34	22	17/11	33	-1
2011	23	24/9	32	10	15/9	19	-13
2010	19	33/16	35	17	22/13	30	-5
2009	18	32/18	36	21	20/8	29	-7
2008	15	27/15	30	13	26/17	30	Even
2007	24	27/12	36	18	23/11	29	-7
2006	17	31/13	30	16	26/17	33	+3
2005	21	26/16	37	15	24/11	26	-11
2004	18	34/11	29	15	32/15	30	+1
2003	22	29/14	36	13	21/10	23	-13
2002	22	26/13	35	17	15/8	25	-10
2001	14	26/13	27	17	27/7	24	-3
2000	24	32/20	44	10	17/10	20	-24
1999	30	31/10	40	17	28/10	27	-13
1998	20	30/16	36	20	31/19	39	+3
1997	22	27/20	42	15	16/5	20	-22
1996	21	29/14	35	11	24/14	25	-10
1995	24	41/19	43	19	39/23	42	-1
1994	19	25/10	29	23	28/13	36	+7
1993	20	23/11	31	9	27/17	26	-5
1992	24	26/18	42	16	25/12	28	-14
1991	25	31/14	39	17	37/21	38	-1
1990	18	25/14	32	16	28/11	27	-5
1989	30	24/14	44	16	18/11	27	-17
1988	19	34/16	35	16	27/13	29	-6
1987	15	23/12	27	14	34/19	33	+6
1986	19	25/10	29	10	40/12	22	-7
1985	18	36/16	34	13	28/14	27	-7
1984	16	32/20	36	21	20/12	33	-3
1983	21	50/27	48	28	32/20	48	Even
1982	6	17/10	16	6	14/9	15	-1
1981	24	34/21	45	21	33/16	37	-8
1980	24	24/13	37	20	27/14	34	-3
1979	24	42/21	45	18	40/19	37	-8
1978	21	28/14	35	26	33/16	42	+7
1977	21	30/16	37	19	19/12	31	-6
1976	13	44/24	37	19	32/20	39	+2
1975	20	33/19	39	22	26/15	37	-2
1974	8	27/9	17	16	24/9	25	+8
1973	15	37/14	29	10	31/17	27	-2
1972	23	43/16	39	11	31/16	27	-12
1971	26	35/20	46	17	28/16	33	-13
1970	19	24/15	34	21	20/14	35	+1
1969	25	24/10	35	15	19/12	27	-8
1968	20	24/11	31	13	19/8	21	-10
1967	35	23/11	46	19	19/13	32	-14
1966	19	26/18	37	21	20/10	31	-6
1965	25	15/7	32	17	29/15	32	Even
1964	24	29/16	40	25	24/14	39	-1
1963	21	29/18	39	18	32/18	36	-3
1962	30	37/21	51	16	23/15	31	-20
1961	23	39/18	41	24	36/20	44	+3
1960	25	43/21	46	21	35/23	44	-2
1959	19	48/36	55	15	25/15	30	-25
1958	27	37/21	48	15	29/16	31	-17
1957	22	22/15	37	12	27/13	25	-12
1956	14	29/21	35	33	23/12	45	+10
1955	25	35/20	45	29	23/18	47	+2
1954	30	32/22	52	24	30/19	43	-9
1953	27	39/21	48	24	23/12	36	-12
1952	22	33/23	45	25	30/18	43	-2
1951	24	26/20	44	27	21/16	43	-1
1950	31	25/14	45	22	37/24	46	+1
1949	26	20/16	42	33	26/21	54	+12
1948	12	21/16	28	23	30/24	47	+19
1947	25	32/16	41	27	25/18	45	+4
1946	20	44/29	49	25	39/20	45	-4
1945	18	35/13	31	12	26/12	24	-7
1944	41	30/12	53	16	23/12	28	-25
1943	39	17/5	44	16	19/12	28	-16
1942	29	25/11	40	25	19/8	33	-7
1941	20	19/12	32	16	27/15	31	-1



## ALL-TIME CARDINAL SHUTOUTS

Date	Opponent	Score	Date	Opponent	Score
Dec. 12, 1992	N.Y. Giants	19-0	Nov. 6, 1929	At Providence Steam Roller	16-0
Nov. 15, 1981	Buffalo Bills	24-0	Oct. 20, 1929	At Chicago Bears	0-0
Oct. 31, 1977	N.Y. Giants	28-0	Oct. 7, 1928	Dayton Triangles	7-0
Sept. 19, 1976	Green Bay Packers	29-0	Nov. 24, 1927	At Chicago Bears	3-0
Nov. 1, 1970	Houston Oilers	44-0	Oct. 9, 1927	Dayton Triangles	7-0
Nov. 8, 1970	Boston Patriots	31-0	Nov. 25, 1926	At Chicago Bears	0-0
Nov. 16, 1970	At Dallas Cowboys	38-0	Oct. 3, 1926	Racine Tornadoes	20-0
Oct. 22, 1961	At Washington Redskins	24-0	Sept. 26, 1926	L.A. Buccaneers	15-0
Dec. 17, 1961	Pittsburgh Steelers	20-0	Sept. 19, 1926	Columbus Tigers	14-0
Oct. 18, 1942	At Detroit Lions	7-0	Dec. 10, 1925	Milwaukee Badgers	59-0
Sept. 20, 1942	Green Bay Packers	13-0	Nov. 29, 1925	Rock Island Independents	7-0
Sept. 13, 1942	Cleveland Rams (at Buffalo)	7-0	Nov. 26, 1925	At Chicago Bears	0-0
Nov. 23, 1941	At Cleveland Rams	7-0	Nov. 22, 1925	Dayton Triangles	14-0
Sept. 15, 1940	Detroit Lions (at Buffalo)	0-0	Oct. 25, 1925	Chicago Bears	9-0
Sept. 24, 1939	At Pittsburgh Pirates	10-0	Oct. 14, 1925	Milwaukee Badgers	24-0
Oct. 3, 1937	At Cleveland Rams	6-0	Nov. 16, 1924	Akron Indians	13-0
Dec. 6, 1936	Green Bay Packers	0-0	Nov. 9, 1924	Dayton Triangles	23-0
Nov. 8, 1936	Philadelphia Eagles	13-0	Oct. 12, 1924	Minneapolis Marines	13-0
Nov. 24, 1935	At Boston Redskins	6-0	Oct. 5, 1924	Green Bay Packers	3-0
Oct. 13, 1935	At Green Bay Packers	3-0	Nov. 18, 1923	Duluth Kelleys	10-0
Nov. 29, 1934	Green Bay Packers	6-0	Nov. 11, 1923	Hammond Pros.	6-0
Nov. 18, 1934	At Green Bay Packers	9-0	Oct. 21, 1923	Minneapolis Marines	9-0
Nov. 6, 1934	At Brooklyn Dodgers	21-0	Oct. 14, 1923	Akron Indians	19-0
Oct. 7, 1934	At Cincinnati Reds	16-0	Oct. 7, 1923	Rochester Jeffersons	60-0
Sept. 23, 1934	At Cincinnati Reds	9-0	Sept. 30, 1923	Buffalo All-Americans	3-0
Dec. 3, 1933	Boston Redskins	0-0	Dec. 10, 1922	Chicago Bears	9-0
Oct. 8, 1933	At Cincinnati Reds	3-0	Nov. 30, 1922	Chicago Bears	6-0
Oct. 16, 1932	At Boston Braves	9-0	Nov. 12, 1922	Akron Pros.	7-0
Oct. 9, 1932	Chicago Bears	0-0	Oct. 22, 1922	Minneapolis Marines	3-0
Nov. 28, 1931	Cleveland Indians	21-0	Oct. 1, 1922	Milwaukee Badgers	3-0
Nov. 2, 1930	Frankford Yellow Jackets	6-0	Dec. 18, 1921	At Chicago Staleys	0-0
Oct. 8, 1930	At Newark Tornadoes	13-0	Nov. 6, 1921	Hammond Pros.	7-0
Oct. 5, 1930	At Portsmouth Spartans	0-0	Oct. 2, 1921	Minneapolis Marines	20-0
Dec. 8, 1929	At Orange Tornadoes	26-0	Oct. 31, 1920	Detroit Heralds	21-0
Nov. 24, 1929	Dayton Triangles	19-0	Oct. 10, 1920	At Chicago Tigers	0-0
Nov. 10, 1929	Minneapolis Red Jackets	8-0			

## ALL-TIME OPPONENT SHUTOUTS

Date	Opponent	Score	Date	Opponent	Score
Dec. 9, 2012	At Seattle Seahawks	0-58	Oct. 25, 1936	At Brooklyn Dodgers	0-9
Sept. 14, 2003	Seattle Seahawks	0-38	Oct. 4, 1936	At Green Bay Packers	0-24
Dec. 1, 2002	At Kansas City Chiefs	0-49	Sept. 28, 1936	At Detroit Lions	0-39
Nov. 15, 1996	At New England Patriots	0-31	Dec. 8, 1935	Chicago Bears	0-13
Sept. 18, 1994	At Cleveland Browns	0-32	Oct. 28, 1934	At Boston Redskins	0-9
Oct. 27, 1991	Minnesota Vikings	0-28	Oct. 21, 1934	At Green Bay Packers	0-15
Sept. 15, 1991	At Washington Redskins	0-34	Oct. 14, 1934	At Chicago Bears	0-20
Sept. 9, 1990	At Washington Redskins	0-31	Sept. 30, 1934	At Detroit Lions	0-6
Dec. 17, 1989	Denver Broncos	0-37	Dec. 3, 1933	Boston Redskins	0-0
Nov. 10, 1985	At Tampa Bay Buccaneers	0-16	Nov. 19, 1933	Brooklyn Dodgers	0-3
Jan. 2, 1983	At Washington Redskins	0-28	Oct. 29, 1933	At Brooklyn Dodgers	0-7
Dec. 20, 1981	At Philadelphia Eagles	0-38	Oct. 22, 1933	At Boston Redskins	0-10
Oct. 19, 1980	At Washington Redskins	0-23	Nov. 24, 1932	At Chicago Bears	0-34
Sept. 30, 1979	At L.A. Rams	0-21	Nov. 13, 1932	At Brooklyn Dodgers	0-3
Dec. 10, 1978	At N.Y. Giants	0-17	Oct. 9, 1932	Chicago Bears	0-0
Sept. 18, 1977	At Denver Broncos	0-7	Nov. 27, 1930	At Chicago Bears	0-6
Dec. 8, 1974	At New Orleans Saints	0-14	Oct. 5, 1930	At Portsmouth Spartans	0-0
Oct. 17, 1971	At Washington Redskins	0-20	Sept. 21, 1930	At Green Bay Packers	0-14
Nov. 17, 1968	At Baltimore Colts	0-27	Nov. 17, 1929	Green Bay Packers	0-12
Sept. 23, 1962	At Green Bay Packers	0-17	Nov. 2, 1929	At Frankford Yellow Jackets	0-8
Nov. 19, 1961	At Baltimore Colts	0-16	Oct. 20, 1929	At Chicago Bears	0-0
Dec. 1, 1957	At Cleveland Browns	0-31	Nov. 29, 1928	At Chicago Bears	0-34
Nov. 20, 1955	Washington Redskins	0-31	Nov. 25, 1928	At N.Y. Yankees	0-19
Oct. 16, 1955	At N.Y. Giants	0-10	Nov. 24, 1929	At Frankford Yellow Jackets	0-19
Nov. 21, 1953	At Philadelphia Eagles	0-38	Oct. 14, 1928	At Green Bay Packers	0-20
Nov. 25, 1951	N.Y. Giants	0-10	Sept. 23, 1928	Chicago Bears	0-15
Nov. 11, 1945	At Pittsburgh Steelers	0-23	Oct. 16, 1927	At Green Bay Packers	0-13
Oct. 21, 1945	At Detroit Lions	0-26	Sept. 25, 1927	Chicago Bears	0-9
Sept. 30, 1945	At Cleveland Rams	0-21	Nov. 25, 1926	At Chicago Bears	0-0
Sept. 23, 1945	Detroit Lions (at Milwaukee)	0-10	Nov. 11, 1926	At Chicago Bears	0-10
Nov. 12, 1944	At Detroit Lions	0-10	Nov. 7, 1926	At N.Y. Giants	0-20
Nov. 5, 1944	Detroit Lions (at Pittsburgh)	0-27	Oct. 31, 1926	Green Bay Packers	0-3
Oct. 22, 1944	At N.Y. Giants	0-23	Oct. 17, 1926	At Chicago Bears	0-16
Nov. 7, 1943	At Brooklyn Dodgers	0-7	Oct. 26, 1935	At Chicago Bears	0-0
Oct. 17, 1943	Detroit Lions (at Buffalo)	0-7	Nov. 27, 1924	Chicago Bears	0-21
Oct. 10, 1943	Chicago Bears	0-20	Oct. 19, 1924	At Chicago Bears	0-6
Nov. 8, 1942	At Washington Redskins	0-28	Nov. 29, 1923	At Chicago Bears	0-3
Sept. 15, 1940	Detroit Lions (at Buffalo)	0-0	Nov. 19, 1922	Canton Bulldogs	0-7
Nov. 5, 1939	At Cleveland Rams	0-14	Dec. 18, 1921	At Chicago Staleys	0-0
Oct. 22, 1939	Cleveland Rams	0-24	Dec. 4, 1921	Akron Pros.	0-7
Nov. 6, 1938	At N.Y. Giants	0-6	Oct. 9, 1921	Akron Pros.	0-23
Oct. 26, 1938	Philadelphia Eagles (at Erie)	0-7	Dec. 5, 1920	At Decatur Staleys	0-10
Oct. 23, 1938	At Detroit Lions	0-10	Oct. 24, 1920	At Rock Island Independents	0-7
Oct. 2, 1938	At Brooklyn Dodgers	0-13	Oct. 10, 1920	At Chicago Tigers	0-0
Dec. 6, 1937	Green Bay Packers	0-0			



## ALL-TIME TWO-POINT CONVERSIONS

### ANNUAL RESULTS

Year	Results	Year	Results	Year	Results
1994	1-3	2002	1-2	2010	1-2
1995	5-6	2003	1-5	2011	0-2
1996	2-2	2004	1-3	2012	0-0
1997	3-3	2005	3-5	2013	1-4
1998	0-0	2006	0-1	2014	2-5
1999	0-1	2007	0-1	2015	0-0
2000	0-5	2008	1-3	2016	1-4
2001	1-1	2009	0-0	<b>Overall</b>	<b>24-58</b>

### SUCCESSFUL CONVERSIONS

Date	Opponent	Play	Outcome, Score
Dec. 11, 2016	At Miami	David Johnson pass from Carson Palmer	L, 23-26
Dec. 7, 2014	Kansas City	John Carlson pass from Drew Stanton	W, 17-14
Nov. 30, 2014	At Atlanta	Stepfan Taylor run	L, 18-29
Dec. 22, 2013	At Seattle	Rashard Mendenhall run	W, 17-10
Nov. 14, 2010	Seattle	Larry Fitzgerald pass from Derek Anderson	L, 18-36
Sept. 28, 2008	At N.Y. Jets	Edgerrin James run	L, 35-56
Dec. 4, 2005	At San Francisco	Obafemi Ayanbadejo run	W, 17-10
Nov. 20, 2005	At St. Louis	Anquan Boldin pass from Kurt Warner	W, 38-28
Nov. 13, 2005	At Detroit	Obafemi Ayanbadejo run	L, 21-29
Dec. 12, 2004	San Francisco	Josh McCown run	L (OT), 28-31
Oct. 2, 2003	Baltimore	Jeff Blake run	L, 18-26
Sept. 22, 2002	San Diego	Frank Sanders pass from Jake Plummer	L, 15-23
Dec. 2, 2001	At Oakland	Jake Plummer run	W (OT), 34-31
Dec. 21, 1997	Atlanta	Jake Plummer run	W, 29-26
Sept. 28, 1997	At Tampa Bay	Frank Sanders pass from Kent Graham	L, 18-19
Sept. 7, 1997	Dallas	Rob Moore pass from Kent Graham	W, 25-22
Nov. 3, 1996	At N.Y. Giants	Boomer Esiason run	L, 8-16
Sept. 22, 1996	At New Orleans	Rob Moore pass from Kent Graham	W, 28-14
Dec. 17, 1995	At Philadelphia	Stevie Anderson pass from Dave Krieg	L, 20-21
Dec. 9, 1995	At San Diego	Stevie Anderson pass from Dave Krieg	L, 25-28
Nov. 12, 1995	Minnesota	Rob Moore pass from Dave Krieg	L, 24-30
Oct. 8, 1995	At N.Y. Giants	Frank Sanders pass from Dave Krieg	L, 21-27
Sept. 17, 1995	At Detroit	Frank Sanders pass from Dave Krieg	W, 20-17
Dec. 4, 1994	At Houston	Ronald Moore run	W, 30-12

Note: Two-point conversion rule instituted in NFL in 1994.

### CARDINALS ALL-TIME OPPONENTS

Akron Indians	Cincinnati Celts	Hammond Pros	Minneapolis Red Jackets	Racine American Legion
Akron Pros	Cincinnati Reds	Houston Oilers	• Minnesota Vikings	Racine Legion
• Atlanta Falcons	• Cleveland Browns	• Houston Texans	Moline Athletics	Racine Tornadoes
Baltimore Colts	Cleveland Bulldogs	• Indianapolis Colts	• New England Patriots	Rochester Jeffersons
• Baltimore Ravens	Cleveland Indians	Indianapolis Indians	• New Orleans Saints	Rock Island Independents
Battle Creek Maroons	Cleveland Rams	• Jacksonville Jaguars	New York Bulldogs	San Diego Chargers
Berkeley Giants	College All-Stars	Kansas City Blues	• New York Giants	• San Francisco 49ers
Boston Braves	Columbus Panhandles	• Kansas City Chiefs	• New York Jets	• Seattle Seahawks
Boston Redskins	Columbus Tigers	Kansas City Cowboys	New York Yanks	Southern California
Boston Yankees	• Dallas Cowboys	Kenosha Cardinals	New York Yankees	Maroons
Brooklyn Dodgers	Dallas Texans	LaCrosse Lagers	Newark Bears	St. Louis Gunners
Buffalo All-Americans	Dayton Triangles	Lansing Oldsmobile	• Oakland Raiders	St. Louis Rams
• Buffalo Bills	Decatur Staleys	Los Angeles Buccaneers	Oorang Indians	Stanford Braves
Buffalo Bisons	• Denver Broncos	Los Angeles Bulldogs	Orange Tornadoes	Staten Island Stapletons
Camp Polk	Detroit Heralds	Los Angeles Raiders	PCFL All-Stars	• Tampa Bay Buccaneers
Canton Bulldogs	• Detroit Lions	• Los Angeles Rams	• Philadelphia Eagles	• Tennessee Titans
• Carolina Panthers	Duluth Kelleys	Maplewood Rovers	Phila.-Pitt. Steagles	Toronto Argonauts
• Chicago Bears	Frankford Yellow Jackets	Memphis Tigers	Pittsburgh Pirates	Tulsa Oilers
Chicago Staleys	Freepport Lions	• Miami Dolphins	• Pittsburgh Steelers	• Washington Redskins
Chicago Staysms	Gary Elks	Milwaukee Badgers	Portsmouth Spartans	Western Army All-Stars
Chicago Tigers	• Green Bay Packers	Milwaukee Nighthawks	Pottsville Maroons	Wichita Aero Commanders
• Cincinnati Bengals	Greensboro Generals	Minneapolis Marines	Providence Steam Rollers	Wilkes-Barre Barons



## DEFENSIVE TOUCHDOWNS

## 1960-2016

Date	Opponent	Play	Outcome, Score
Jan. 1, 2017	At LA Rams	Justin Bethel 66-yard interception return	W, 44-6
Dec. 18, 2016	New Orleans	Calais Campbell 53-yard fumble return	L, 41-48
Sept. 18, 2016	Tampa Bay	Marcus Cooper 60-yard interception return	W, 40-7
Dec. 27, 2015	Green Bay	Cory Redding 36-yard fumble return	W, 38-8
Dec. 27, 2015	Green Bay	Jerraud Powers 7-yard fumble return	W, 38-8
Dec. 20, 2015	At Philadelphia	Deone Bucannon 39-yard interception return	W, 40-17
Sept. 27, 2015	San Francisco	Tyrann Mathieu 33-yard interception return	W, 47-7
Sept. 27, 2015	San Francisco	Justin Bethel 21-yard interception return	W, 47-7
Sept. 20, 2015	At Chicago	Tony Jefferson 26-yard interception return	W, 48-23
Nov. 30, 2014	At Atlanta	Rashad Johnson 88-yard interception return	L, 18-29
Nov. 9, 2014	St. Louis	Antonio Cromartie 14-yard fumble return	W, 31-14
Nov. 9, 2014	St. Louis	Patrick Peterson 30-yard interception return	W, 31-14
Oct. 12, 2014	Washington	Rashad Johnson 28-yard interception return	W, 30-20
Dec. 15, 2013	At Tennessee	Antoine Cason 20-yard interception return	W, 37-34 (OT)
Dec. 8, 2013	St. Louis	Karlos Dansby 23-yard interception return	W, 30-10
Nov. 24, 2013	Indianapolis	Karlos Dansby 22-yard interception return	W, 40-11
Nov. 10, 2013	Houston	Matt Shaughnessy 6-yard fumble return	W, 27-24
Sept. 8, 2013	At St. Louis	Dan Williams 2-yard interception return	L, 24-27
Dec. 16, 2012	Detroit	Greg Toler 102-yard interception return	W, 38-10
Dec. 2, 2012	Detroit	Rashad Johnson 53-yard interception return	W, 38-10
Sept. 23, 2012	Philadelphia	James Sanders 93-yard fumble return	W, 27-6
Dec. 25, 2010	Dallas	Greg Toler 66-yard interception return	W, 27-26
Dec. 25, 2010	Dallas	Dominique Rodgers-Cromartie 32-yard interception return	W, 27-26
Oct. 31, 2010	Tampa Bay	Gerald Hayes 21-yard fumble return	L, 35-38
Oct. 10, 2010	New Orleans	Dominique Rodgers-Cromartie 28-yard interception return	W, 30-20
Oct. 10, 2010	New Orleans	Kerry Rhodes 27-yard fumble return	W, 30-20
Oct. 3, 2010	At San Diego	Kerry Rhodes 42-yard fumble return	L, 10-41
Jan. 10, 2010	Green Bay*	Karlos Dansby 17-yard fumble return in OT	W, 51-45 (OT)
Oct. 11, 2009	Houston	Dominique Rodgers-Cromartie 49-yard interception return	W, 28-21
Jan. 3, 2009	Atlanta*	Antrel Rolle 27-yard fumble return	W, 30-24
Dec. 7, 2008	St. Louis	Dominique Rodgers-Cromartie 99-yard interception return	W, 34-10
Dec. 7, 2008	St. Louis	Darnell Dockett 11-yard fumble return	W, 34-10
Nov. 2, 2008	At St. Louis	Antrel Rolle 40-yard interception return	W, 34-13
Dec. 30, 2007	St. Louis	Gerald Hayes 30-yard interception return	W, 48-19
Dec. 30, 2007	St. Louis	Antrel Rolle 47-yard interception return	W, 48-19
Dec. 2, 2007	Cleveland	Rod Hood 71-yard interception return	W, 35-10
Nov. 18, 2007	At Cincinnati	Antrel Rolle 54-yard interception return	W, 35-27
Nov. 18, 2007	At Cincinnati	Antrel Rolle 55-yard interception return	W, 35-27
Oct. 7, 2007	At St. Louis	Rod Hood 68-yard interception return	W, 34-31
Dec. 17, 2006	Denver	Antonio Smith 4-yard fumble return	L, 20-37
Nov. 26, 2006	At Minnesota	Adrian Wilson 99-yard fumble return	L, 26-31
Oct. 1, 2006	At Atlanta	Adrian Wilson 99-yard interception return	L, 10-32
Dec. 24, 2005	Philadelphia	Karlos Dansby 11-yard interception return	W, 27-21
Oct. 23, 2005	Tennessee	David Macklin 60-yard interception return	W, 20-10
Sept. 11, 2005	At N.Y. Giants	Karlos Dansby 18-yard interception return	L, 19-42
Nov. 7, 2004	At Miami	Duane Starks 41-yard interception return	W, 24-23
Oct. 3, 2004	New Orleans	Adrian Wilson 35-yard fumble return	W, 34-10
Nov. 23, 2003	St. Louis	Renaldo Hill 70-yard interception return	L, 27-30 (OT)
Nov. 3, 2002	St. Louis	Justin Lucas 35-yard return with lateral from interception	L, 14-27
Sept. 29, 2002	N.Y. Giants	Justin Lucas 38-yard interception return	W, 21-7
Jan. 6, 2002	At Washington	Adrian Wilson 61-yard interception return	L, 17-20
Dec. 30, 2001	At Carolina	Ronald McKinnon 25-yard fumble return	W, 30-7
Dec. 23, 2001	Dallas	Ronald McKinnon 24-yard interception return	W, 17-10
Nov. 18, 2001	Detroit	Fred Wakefield 20-yard interception return	W, 45-38
Oct. 7, 2001	At Philadelphia	Kyle Vanden Bosch 9-yard fumble return	W, 21-20
Nov. 5, 2000	Washington	Aeneas Williams 103-yard fumble return	W, 16-15
Dec. 5, 1999	Philadelphia	Kwame Lassiter 78-yard interception return	W, 21-17
Nov. 28, 1999	At N.Y. Giants	Eric Swann 42-yard interception return	W, 34-24
Sept. 19, 1999	At Miami	Rob Fredrickson 34-yard interception return	L, 16-19
Dec. 13, 1998	At Philadelphia	Tommy Bennett 70-yard interception return	W, 20-17
Nov. 2, 1997	Philadelphia	Bernard Wilson 66-yard interception return	W, 31-21
Oct. 12, 1997	N.Y. Giants	Aeneas Williams 30-yard interception return	L, 13-27
Sept. 28, 1997	At Tampa Bay	Aeneas Williams 42-yard interception return	L, 18-19
Dec. 22, 1996	At Philadelphia	Aeneas Williams 65-yard interception return	L, 19-29
Dec. 15, 1996	Washington	Jamir Miller 26-yard return with lateral from fumble	W, 27-26
Dec. 25, 1995	Dallas	Aeneas Williams 48-yard interception return	L, 13-37
Dec. 9, 1995	At San Diego	Clyde Simmons 25-yard interception return	L, 25-28
Oct. 29, 1995	Seattle	Lorenzo Lynch 72-yard interception return	W, 20-14
Oct. 29, 1995	Seattle	Keith McCants 5-yard fumble return	W, 20-14
Oct. 15, 1995	Washington	Aeneas Williams 28-yard interception return	W, 24-20
Nov. 27, 1994	Chicago	Keith McCants 46-yard interception return	L, 16-19
Oct. 31, 1993	New Orleans	Aeneas Williams 20-yard fumble return	L, 17-20
Oct. 31, 1993	New Orleans	Aeneas Williams 46-yard interception return	L, 17-20
Sept. 5, 1993	At Philadelphia	Lorenzo Lynch 55-yard fumble return	L, 17-23
Nov. 15, 1992	At Atlanta	Robert Massey 46-yard interception return	L, 17-20
Oct. 4, 1992	Washington	Robert Massey 31-yard interception return	W, 27-24
Oct. 4, 1992	Washington	Robert Massey 41-yard interception return	W, 27-24
Nov. 24, 1991	Philadelphia	Lorenzo Lynch 35-yard interception return	L, 14-34
Sept. 8, 1991	At Philadelphia	Rod Saddler 7-yard fumble return	W, 26-10
Sept. 1, 1991	At L.A. Rams	Eric Hill 85-yard fumble return	W, 24-14
Dec. 9, 1990	At Atlanta	Marcus Turner 47-yard interception return	W, 24-13
Dec. 2, 1990	Indianapolis	Marcus Turner 21-yard return with lateral from interception	W, 20-17
Nov. 12, 1989	Dallas	Tim McDonald 53-yard interception return	W, 24-20
Oct. 29, 1989	At Dallas	Michael Zordich 16-yard interception return	W, 19-10
Dec. 10, 1988	Philadelphia	E.J. Junior 36-yard fumble return	L, 17-23
Oct. 25, 1988	Washington	Cedric Mack 47-yard fumble return	W, 30-21
Oct. 2, 1988	At L.A. Rams	Rod Saddler 16-yard fumble return	W, 41-27
Nov. 8, 1987	Tampa Bay	Niko Noga 23-yard fumble return	W, 31-28
Oct. 11, 1987	New Orleans	Mark Jackson 77-yard fumble return	W, 24-19
Oct. 11, 1987	New Orleans	Leonard Smith 29-yard fumble return	W, 24-19
Oct. 4, 1987	At Washington	Peter Noga 60-yard interception return	L, 21-28
Sept. 8, 1985	At Cleveland	Lionel Washington 48-yard interception return	W, 27-24
Dec. 2, 1984	At New England	Thomas Howard 29-yard fumble return	W, 33-10
Sept. 16, 1984	At Indianapolis	Leonard Smith 25-yard interception return	W, 34-33
Dec. 11, 1983	At L.A. Raiders	Elois Grooms 40-yard fumble return	W, 34-24



# ARIZONA CARDINALS

Date	Opponent	Play	Outcome, Score
Oct. 24, 1983	N.Y. Giants	Benny Perrin 32-yard fumble return	L, 20-20
Oct. 2, 1983	At Kansas City	Lee Neilson 36-yard fumble return	L, 14-38
Nov. 25, 1981	At Baltimore	Dave Ahrens 14-yard interception return	W, 35-24
Sept. 28, 1980	Philadelphia	Eric Allen 70-yard interception return	W, 24-24
Nov. 4, 1979	Minnesota	Roger Wehrli 9-yard interception return	W, 37-7
Oct. 28, 1979	Cleveland	Steve Neils 72-yard fumble return	L, 20-38
Sept. 9, 1979	At N.Y. Giants	Mark Arneson 29-yard fumble return	W, 27-14
Oct. 31, 1977	N.Y. Giants	Mike Sensibaugh 79-yard interception return	W, 28-0
Oct. 9, 1977	Dallas	Charlie Davis 36-yard fumble return	L, 24-30
Oct. 3, 1976	N.Y. Giants	Mike Sensibaugh 35-yard interception return	W, 27-21
Nov. 23, 1975	At N.Y. Jets	Norm Thompson 61-yard interception return	W, 37-6
Oct. 27, 1974	Washington	Roger Wehrli 53-yard interception return	W, 23-20
Sept. 29, 1974	Cleveland	Norm Thompson 56-yard interception return	W, 29-7
Sept. 22, 1974	At Washington	Ron Yankowski 71-yard fumble return	W, 17-10
Dec. 10, 1972	L.A. Rams	Norm Thompson 58-yard fumble return	W, 24-14
Nov. 28, 1971	At N.Y. Giants	Larry Stallings 26-yard interception return	W, 24-7
Dec. 20, 1970	At Washington	Chuck Latourette 32-yard fumble return	L, 27-28
Nov. 1, 1970	Houston	Don Parish 41-yard interception return	W, 44-0
Sept. 27, 1970	Washington	Miller Farr 19-yard interception return	W, 27-17
Dec. 4, 1969	At Green Bay	Larry Wilson 88-yard fumble return	L, 28-45
Oct. 19, 1969	Minnesota	Bob Rowe 18-yard interception return	L, 10-27
Sept. 28, 1969	Chicago	Larry Stallings 62-yard fumble return	W, 20-17
Sept. 22, 1968	At San Francisco	Don Brumm 17-yard fumble return	L, 17-35
Oct. 22, 1967	Philadelphia	Pat Fischer 69-yard interception return	W, 48-14
Oct. 31, 1966	Chicago	Larry Wilson 29-yard interception return	W, 24-17
Oct. 2, 1966	At Philadelphia	Jerry Stovall 18-yard interception return	W, 41-10
Oct. 2, 1966	At Philadelphia	Larry Wilson 91-yard interception return	W, 41-10
Dec. 18, 1965	Cleveland	Larry Wilson 95-yard interception return	L, 24-27
Nov. 28, 1965	Philadelphia	Larry Stallings 17-yard fumble return	L, 24-28
Sept. 26, 1965	At Cleveland	Don Brumm 10-yard fumble return	W, 49-13
Dec. 13, 1964	Philadelphia	Jery Stovall 31-yard interception return	W, 36-24
Nov. 29, 1964	At Pittsburgh	Pat Fischer 49-yard fumble return	W, 21-20
Nov. 22, 1964	At Philadelphia	Dale Meinert 42-yard interception return	W, 38-13
Nov. 8, 1964	Pittsburgh	Larry Wilson 18-yard interception return	W, 34-30
Oct. 18, 1964	Washington	Pat Fischer 39-yard interception return	W, 38-24
Oct. 4, 1964	At Washington	Pat Fischer 33-yard interception return	W, 23-17
Dec. 8, 1963	Philadelphia	Larry Wilson 42-yard fumble return	W, 32-14
Oct. 6, 1963	At Minnesota	John Symank 31-yard interception return	W, 56-14
Sept. 14, 1963	At Dallas	Jimmy Hill 58-yard interception return	W, 34-7
Oct. 28, 1962	At Dallas	Larry Wilson 57-yard interception return	W, 28-24
Dec. 17, 1961	Pittsburgh	Billy Stacy 25-yard fumble return after lateral from Joe Robb	W, 20-0
Nov. 26, 1961	At Pittsburgh	Jerry Norton 47-yard interception return	L, 27-30
Nov. 26, 1961	At Pittsburgh	Jerry Norton 37-yard interception return	L, 27-30
Nov. 5, 1961	At Dallas	Billy Stacy 31-yard interception return	W, 31-17
Nov. 5, 1961	At Dallas	Billy Stacy 34-yard interception return	W, 31-17
Oct. 22, 1961	At Washington	Jimmy Hill 35-yard interception return	W, 24-0
Sept. 17, 1961	At N.Y. Giants	William West fumble recovery in end zone	W, 21-10
Oct. 30, 1960	At N.Y. Giants	Billy Stacy 33-yard fumble return	W, 20-13
* Postseason			

## SPECIAL TEAMS TOUCHDOWNS

### 1960-2016

Date	Opponent	Play	Outcome, Score
Sept. 20, 2015	At Chicago	David Johnson 108-yard kickoff return	W, 48-23
Sept. 14, 2014	At N.Y. Giants	Ted Ginn, Jr. 71-yard punt return	W, 25-14
Dec. 23, 2012	Chicago	Justin Bethel 82-yard return of blocked Adrian Wilson goal	L, 13-28
Nov. 27, 2011	At St. Louis	Patrick Peterson 80-yard punt return	W, 23-20
Nov. 6, 2011	St. Louis	Patrick Peterson 99-yard punt return	W, 19-13 (OT)
Oct. 30, 2011	At Baltimore	Patrick Peterson 82-yard punt return	L, 27-30
Sept. 11, 2011	Carolina	Patrick Peterson 89-yard punt return	W, 28-21
Nov. 7, 2010	At Minnesota	Michael Adams 30-yard fumble return	L, 24-27 (OT)
Nov. 7, 2010	At Minnesota	LaRod Stephens-Howling 96-yard kickoff return	L, 24-27 (OT)
Sept. 26, 2010	Oakland	LaRod Stephens-Howling 102-yard kickoff return	W, 24-23
Nov. 29, 2009	At Tennessee	LaRod Stephens-Howling 99-yard kickoff return	L, 17-20
Sept. 20, 2009	At Jacksonville	Antrel Rolle 83-yard return of blocked Calais Campbell field goal	W, 31-17
Dec. 14, 2008	Minnesota	Rod Hood 68-yard return of blocked D. Rodgers-Cromartie field goal	L, 14-35
Oct. 12, 2008	Dallas	Monty Beisel three-yard return of Sean Morey blocked punt in OT	W, 30-24 (OT)
Oct. 12, 2008	Dallas	J.J. Arrington 93-yard kickoff return TD to begin game	W, 30-24 (OT)
Sept. 30, 2007	Pittsburgh	Steve Breaston 73-yard punt return	W, 21-14
Nov. 26, 2006	At Minnesota	J.J. Arrington 99-yard kickoff return	L, 26-31
Sept. 28, 2003	At St. Louis	Josh Scobey 100-yard kickoff return	L, 13-37
Sept. 15, 2002	At Seattle	MarTay Jenkins 95-yard kickoff return	W, 24-13
Nov. 12, 2000	At Minnesota	MarTay Jenkins 98-yard kickoff return	L, 14-31
Sept. 14, 1997	At Washington	Tommy Bennett blocked punt recovery in end zone	L, 13-19
Nov. 19, 1995	At Carolina	Aeneas Williams 72-yard return of blocked field goal	L, 7-27
Sept. 12, 1993	At Washington	Johnny Bailey 58-yard punt return	W, 17-10
Dec. 13, 1987	N.Y. Giants	Vai Sikaheha 76-yard punt return	W, 27-24
Dec. 21, 1986	Tampa Bay	Vai Sikaheha 71-yard punt return	W, 21-17
Dec. 21, 1986	Tampa Bay	Vai Sikaheha 60-yard punt return	W, 21-17
Sept. 20, 1981	Washington	Stump Mitchell 50-yard punt return	L, 10-30
Dec. 7, 1980	Detroit	Roy Green 57-yard punt return	W, 24-23
Oct. 21, 1979	At Dallas	Roy Green 106-yard kickoff return	L, 13-22
Nov. 19, 1978	At Washington	Willard Harrell 70-yard punt return	W, 27-17
Oct. 13, 1975	At Washington	Terry Metcalf 93-yard kickoff return	L, 17-27
Nov. 2, 1975	New England	Terry Metcalf 69-yard punt return	W, 24-17
Dec. 21, 1975	At Detroit	Dwayne Crump 64-yard return of blocked field goal	W, 24-13
Sept. 29, 1974	Cleveland	Terry Metcalf 94-yard kickoff return	W, 29-7
Sept. 23, 1973	Washington	Don Shy 97-yard kickoff return	W, 34-27
Oct. 1, 1972	Pittsburgh	Norm Thompson 8-yard return of blocked punt	L, 19-25
Nov. 21, 1971	Philadelphia	George Hoey 103-yard kickoff return	L, 20-37
Nov. 16, 1970	At Dallas	Johnny Roland 74-yard punt return	W, 38-0
Dec. 21, 1969	At Green Bay	John Gilliam 100-yard kickoff return	L, 28-45
Sept. 29, 1968	At New Orleans	Chuck Latourette 86-yard punt return	W, 21-20
Sept. 25, 1966	At Cleveland	Roy Shivers 94-yard kickoff return	W, 34-28
Oct. 2, 1966	At Philadelphia	Johnny Roland 86-yard punt return	W, 41-10
Sept. 27, 1964	At San Francisco	Jim Burson 68-yard punt return	W, 23-13
Oct. 15, 1961	Philadelphia	Bobby Joe Conrad 73-yard punt return	L, 7-20





## CARDINALS QUARTERBACKS

### STARTING QUARTERBACK WON-LOSS (1960-2016)

Player	Record	Player	Record	Player	Record	Player	Record
Derek Anderson	2-7	Kent Graham	5-10	Kevin Kolb	6-8	Steve Pisarkiewicz	2-2
Pete Beathard	2-3	Ralph Gugliemi	3-2	Dave Kreig	4-12	Jake Plummer	30-52
Steve Beuerlein	9-12	Shawn Halloran	1-1	Charley Johnson	36-28-5	John Roach	4-5-1
Jeff Blake	3-10	Max Hall	1-2	Matt Leinart	7-10	Timm Rosenbach	5-15
Dave Brown	3-4	Jim Hart	87-87-5	Ryan Lindley	1-5	Jay Schroeder	5-3
Stoney Case	0-1	King Hill	0-1	Neil Lomax	47-53-2	John Skelton	6-9
Chris Chandler	5-12	Gary Hogeboom	5-8	Mike Loyd	0-1	Drew Stanton	8-3
Gary Cuozzo	1-5	Brian Hoyer	0-1	Josh McCown	10-12	Cliff Stoudt	0-4
Boomer Esiason	3-5	Ruddy Humphrey	0-3	Jim McMahon	0-1	Tom Tupa	4-9
Sam Etcheverry	5-8	George Izo	1-0	John Navarre	0-1	Tim Van Galder	1-3-1
Sammy Garza	0-1	Gary Keithley	1-1	Tory Nofsinger	1-4	Kurt Warner	27-30
Stan Gelbaugh	0-3	Shaun King	0-2	Carson Palmer	35-17-1		

### STARTING QUARTERBACKS (1960-2016)

Year	Quarterbacks	Year	Quarterbacks
2016	Carson Palmer (6-8-1), Drew Stanton (1-0)	1987	Neil Lomax (6-6), Shawn Halloran (1-1), Sammy Garza (0-1)
2015	Carson Palmer (13-3)	1986	Neil Lomax (4-9-1), Cliff Stoudt (0-2)
2014	Carson Palmer (6-0), Drew Stanton (5-3), Ryan Lindley (0-2)	1985	Neil Lomax (5-11)
2013	Carson Palmer (10-6)	1984	Neil Lomax (9-7)
2012	John Skelton (1-5), Kevin Kolb (3-2), Ryan Lindley (1-3), Brian Hoyer (0-1)	1983	Neil Lomax (7-6-1), Jim Hart (1-1)
2011	Kevin Kolb (3-6), John Skelton (5-2)	1982	Neil Lomax (5-4)
2010	Derek Anderson (2-7), John Skelton (2-2), Max Hall (1-2)	1981	Jim Hart (3-6), Neil Lomax (4-3)
2009	Kurt Warner (10-5), Matt Leinart (0-1)	1980	Jim Hart (5-10), Mike Loyd (0-1)
2008	Kurt Warner (9-7)	1979	Jim Hart (3-10), Steve Pisarkiewicz (2-1)
2007	Kurt Warner (5-6), Matt Leinart (3-2)	1978	Jim Hart (6-9), Steve Pisarkiewicz (0-1)
2006	Matt Leinart (4-7), Kurt Warner (1-4)	1977	Jim Hart (7-7)
2005	Kurt Warner (2-8), Josh McCown (3-3)	1976	Jim Hart (10-4)
2004	Josh McCown (6-7), Shaun King (0-2), John Navarre (0-1)	1975	Jim Hart (11-3)
2003	Jeff Blake (3-10), Josh McCown (1-2)	1974	Jim Hart (10-4)
2002	Jake Plummer (5-11)	1973	Jim Hart (3-8-1), Gary Keithley (1-1)
2001	Jake Plummer (7-9)	1972	Tim Van Galder (1-3-1), Gary Cuozzo (1-5), Jim Hart (2-1)
2000	Jake Plummer (3-11), Dave Brown (0-2)	1971	Jim Hart (2-6-1), Pete Beathard (2-3)
1999	Jake Plummer (3-8), Dave Brown (3-2)	1970	Jim Hart (8-5-1)
1998	Jake Plummer (9-7)	1969	Charley Johnson (2-6-1), Jim Hart (2-3)
1997	Kent Graham (1-5), Stoney Case (0-1), Jake Plummer (3-6)	1968	Jim Hart (8-3-1), Charley Johnson (1-1)
1996	Boomer Esiason (3-5), Kent Graham (4-4)	1967	Jim Hart (6-7-1)
1995	Dave Krieg (4-12)	1966	Charley Johnson (7-1-1), Tory Nofsinger (1-4)
1994	Steve Beuerlein (3-4), Jim McMahon (0-1), Jay Schroeder (5-3)	1965	Charley Johnson (5-6), Buddy Humphre (3-3)
1993	Steve Beuerlein (6-8), Chris Chandler (1-1)	1964	Charley Johnson (9-3-2)
1992	Timm Rosenbach (0-3), Chris Chandler (4-9)	1963	Charley Johnson (9-5)
1991	Tom Tupa (4-7), Stan Gelbaugh (0-3), Chris Chandler (0-2)	1962	Sam Etcheverry (1-3), Charley Johnson (3-6-1)
1990	Timm Rosenbach (5-11)	1961	Sam Etcheverry (4-5), Ralph Gugliemi (3-2)
1989	Gary Hogeboom (5-8), Tom Tupa (0-2), Timm Rosenbach (0-1)	1960	King Hill (1-0), John Roach (4-5-1), George Izo (1-0)
1988	Neil Lomax (7-7), Cliff Stoudt (0-2)		

### QUARTERBACKS ON ROSTER (1988-2016)

Year	Starter (Games)	Non-Starter (Games)
2016	Carson Palmer (15), Drew Stanton (1)	Zac Dysert
2015	Carson Palmer (16)	Drew Stanton (7), Matt Barkley
2014	Drew Stanton (8), Carson Palmer (6), Ryan Lindley (2)	Logan Thomas (2), *Dennis Dixon, *Jeff Mathews
2013	Carson Palmer (16)	Drew Stanton, Ryan Lindley
2012	John Skelton (6), Kevin Kolb (5), Ryan Lindley (4), Brian Hoyer (1)	None
2011	Kevin Kolb (9), John Skelton (7)	Richard Bartel (2)
2010	Derek Anderson (9), John Skelton (4), Max Hall (3)	Richard Bartel (1)
2009	Kurt Warner (15), Matt Leinart (1)	Brian St. Pierre (1)
2008	Kurt Warner (16)	Matt Leinart (4), Brian St. Pierre
2007	Kurt Warner (11), Matt Leinart (5)	Tim Rattay (4), Tim Hasselbeck (1)
2006	Matt Leinart (13), Kurt Warner (5)	John Navarre (1), Shane Boyd
2005	Kurt Warner (10), Josh McCown (6)	John Navarre (1), Rohan Davey
2004	Josh McCown (13), Shaun King (2), John Navarre (1)	*Chris Lewis
2003	Jeff Blake (13), Josh McCown (3)	Preston Parsons
2002	Jake Plummer (16)	Josh McCown (2), Preston Parsons
2001	Jake Plummer (16)	Dave Brown, Chris Greisen
2000	Jake Plummer (14), Dave Brown (2)	Chris Greisen (2), *Sean Keenan
1999	Jake Plummer (11), Dave Brown (5)	Sherdrick Bonner, Chris Greisen (2)
1998	Jake Plummer (16)	Dave Brown (1), Stoney Case, *Cory Sauter
1997	Kent Graham (6), Stoney Case (1), Jake Plummer (9)	None
1996	Boomer Esiason (8), Kent Graham (8)	Stoney Case, Chad May, *Mark Butterfield
1995	Dave Krieg (16)	Mike Buck (4), Stoney Case (2)
1994	Steve Beuerlein (7), Jim McMahon (1), Jay Schroeder (8)	Chris Swartz
1993	Steve Beuerlein (14), Chris Chandler (2)	Will Furrer, Tony Sacca
1992	Timm Rosenbach (3), Chris Chandler (13)	Tony Sacca (2), Erik Wilhelm
1991	Tom Tupa (11), Stan Gelbaugh (3), Chris Chandler (2)	Craig Kupp (1)
1990	Timm Rosenbach (16)	*Craig Kupp, Tom Tupa
1989	Gary Hogeboom (13), Tom Tupa (2), Timm Rosenbach (1)	*Neil Lomax
1988	Neil Lomax (13), Cliff Stoudt (3)	Tom Tupa (2)
		#Injured Reserve

\*Practice squad only



## PRIME TIME GAMES

### MONDAY NIGHT FOOTBALL

Date	Site/Opponent	Result	Att.
Oct. 17, 2016	New York Jets	W, 28-3	64,709
Oct. 26, 2015	Baltimore	W, 26-18	64,722
Sept. 8, 2014	San Diego	W, 18-17	61,292
Oct. 29, 2012	San Francisco	L, 24-3	62,810
Nov. 29, 2010	San Francisco	L, 27-6	63,208
Dec. 14, 2009	at San Francisco	L, 24-9	69,732
Nov. 10, 2008	San Francisco	W, 29-24	64,519
Sept. 10, 2007	at San Francisco	L, 20-17	68,111
Oct. 16, 2006	Chicago	L, 24-23	63,977
Sept. 27, 1999	San Francisco	L, 24-10	70,993
Dec. 25, 1995	Dallas	L, 37-13	72,394
Sept. 12, 1988	Dallas	L, 17-14	67,139
Sept. 29, 1986	Dallas	L, 31-7	49,077
Nov. 4, 1985	Dallas	W, 21-10	49,337
Oct. 7, 1985	at Washington	L, 27-10	53,134
Oct. 24, 1983	New York Giants	T, 20-20	45,530
Nov. 14, 1977	at Dallas	W, 24-17	63,038
Oct. 31, 1977	New York Giants	W, 28-0	50,323
Oct. 25, 1976	at Washington	L, 20-10	48,325
Oct. 13, 1975	at Washington	L, 27-17	54,693
Nov. 11, 1974	Minnesota	L, 28-24	50,183
Nov. 27, 1972	at Miami	L, 31-10	80,010
Nov. 15, 1971	at San Diego	L, 20-17	46,486
Sept. 27, 1971	New York Jets	W, 17-10	50,358
Nov. 16, 1970	at Dallas	W, 38-0	69,232
Overall: 9-15-1 (Home: 7-8-1; Away: 2-7)			

### SUNDAY-THURSDAY NIGHT FOOTBALL

Date	Site/Opponent	Result	Att.
Oct. 23, 2016	Seattle	L, 6-6	65,089
*Oct. 6, 2016	at San Francisco	W, 33-21	70,178
Sept. 11, 2016	New England	L, 21-23	64,864
&Dec. 20, 2015	at Philadelphia	W, 40-17	69,596
*Dec. 10, 2015	Minnesota	W, 23-20	64,784
&Nov. 22, 2015	Cincinnati	W, 34-31	64,745
Nov. 15, 2015	at Seattle	W, 39-32	69,005
Dec. 21, 2014	Seattle	L, 35-6	63,806
*Dec. 11, 2014	at St. Louis	W, 12-6	55,880
*Oct. 17, 2013	Seattle	L, 34-22	61,200
*Oct. 4, 2012	at St. Louis	L, 17-3	54,653
&Dec. 6, 2009	Minnesota	W, 30-17	64,121
Oct. 25, 2009	at New York Giants	W, 24-17	78,299
Sept. 27, 2009	Indianapolis	L, 31-10	62,692
*Nov. 27, 2008	at Philadelphia	L, 20-48	69,144
**Oct. 2, 2005	San Francisco	W, 31-14	+103,467
Dec. 15, 2002	at St. Louis	L, 30-28	65,939
Sept. 23, 2001	Denver	L, 38-17	47,239
Nov. 26, 2000	New York Giants	L, 31-7	38,909
Sept. 10, 2000	Dallas	W, 32-31	58,303
Dec. 19, 1999	Buffalo	L, 31-21	59,509
Oct. 17, 1999	Washington	L, 24-10	51,789
Sept. 20, 1998	Philadelphia	W, 17-3	36,717
Sept. 7, 1997	Dallas	W, 25-22 (OT)	70,060
Sept. 8, 1996	Miami	L, 38-10	55,444
*Nov. 30, 1995	New York Giants	L, 10-6	44,246
Sept. 10, 1995	Philadelphia	L, 31-19	45,004
Oct. 30, 1994	Pittsburgh	W, 20-17 (OT)	65,690
Sept. 11, 1994	New York Giants	L, 20-17	60,066
Sept. 19, 1993	Dallas	L, 17-10	73,025
Sept. 13, 1992	Philadelphia	L, 31-14	42,533
Sept. 22, 1991	Dallas	L, 17-9	68,814
Sept. 30, 1990	Washington	L, 38-10	49,303
Overall: 13-19-1 (Home: 8-16-1; Away: 5-3)			

\* denotes Thursday night game, all others are Sunday night games      \*\* denotes Mexico City  
 + denotes NFL attendance record      & denotes flexed into Sunday night game



The Cardinals and 49ers made history by playing the NFL's first regular-season game outside the United States. The two teams played at Estadio Azteca in Mexico City in front of 103,467 fans on 10/2/05.



## THANKSGIVING GAMES

Date	Site/Opponent	Result	Att.
Nov. 27, 2008	at Philadelphia Eagles	L, 48-20	69,144
Nov. 28, 1985	at Dallas Cowboys	L, 35-17	54,125
Nov. 24, 1983	at Dallas Cowboys	L, 35-17	60,764
Nov. 24, 1977	Miami Dolphins	L, 55-14	50,269
Nov. 25, 1976	at Dallas Cowboys	L, 19-14	62,498
Nov. 27, 1975	Buffalo Bills	L, 32-14	41,899
Nov. 23, 1967	at Dallas Cowboys	L, 46-21	68,787
Nov. 23, 1950	Pittsburgh Steelers	L, 28-17	11,622
Nov. 25, 1948	at Detroit Lions	W, 28-14	22,957
Nov. 28, 1935	Green Bay Packers	W, 9-7	7,500
Nov. 29, 1934	Green Bay Packers	W, 6-0	3,500
Nov. 30, 1933	Chicago Bears	L, 22-6	8,000
Nov. 24, 1932	at Chicago Bears	L, 34-0	6,800
Nov. 26, 1931	at Chicago Bears	L, 18-7	14,000
Nov. 27, 1930	at Chicago Bears	L, 6-0	8,175
Nov. 28, 1929	at Chicago Bears	W, 40-6	7,000
Nov. 29, 1928	at Chicago Bears	L, 34-0	10,000
Nov. 24, 1927	at Chicago Bears	W, 3-0	6,000
Nov. 25, 1926	at Chicago Bears	T, 0-0	8,000
Nov. 26, 1925	at Chicago Bears	T, 0-0	39,000
Nov. 27, 1924	Chicago Bears	L, 21-0	13,000
Nov. 29, 1923	at Chicago Bears	L, 3-0	13,500
Nov. 30, 1922	Chicago Bears	W, 6-0	14,000
Overall: 6-15-2			

## HOTTEST/COLDEST (1960-2016)

### HOTTEST GAMES

Kickoff Temperature	Opponent, Site	Date	Result
104°	Atlanta, Sun Devil Stadium	Sept. 30, 2001	L, 34-14
103°	Denver, Sun Devil Stadium	Sept. 23, 2001	L, 38-17
102°	Green Bay, Sun Devil Stadium	Sept. 21, 2003	W, 20-13
101°	Dallas, Sun Devil Stadium	Sept. 7, 1997	W, 25-22
101°	Miami, Sun Devil Stadium	Sept. 8, 1996	L, 38-10
100°	San Diego, Sun Devil Stadium	Sept. 22, 2002	L, 23-15
100°	Dallas, Sun Devil Stadium	Sept. 10, 2000	W, 32-31
100°	Philadelphia, Sun Devil Stadium	Sept. 13, 1992	L, 31-14
99°	Philadelphia, Sun Devil Stadium	Sept. 10, 1995	L, 31-19
99°	Dallas, Texas Stadium	Sept. 20, 1992	L, 31-20
98°	Seattle, Sun Devil Stadium	Sept. 14, 2003	L, 38-0
98°	Philadelphia, Sun Devil Stadium	Sept. 20, 1998	W, 17-3
98°	N.Y. Giants, Sun Devil Stadium	Sept. 11, 1994	L, 20-17
98°	Dallas, Sun Devil Stadium	Sept. 12, 1988	L, 17-14
98°	Dallas, Texas Stadium	Sept. 13, 1981	L, 30-17

### COLDEST GAMES

Kickoff Temperature	Opponent, Site	Date	Result
10°	Philadelphia, Busch Stadium	Dec. 18, 1983	W, 31-7
14°	Washington, Busch Stadium	Dec. 10, 1977	L, 26-20
15°	Philadelphia, Veterans Stadium	Dec. 24, 1989	L, 14-31
15°	L.A. Rams, Busch Stadium	Dec. 10, 1972	W, 24-14
16°	Dallas, Busch Stadium	Dec. 15, 1963	L, 28-24
17°	Cleveland, Busch Stadium	Dec. 14, 1968	W, 27-16
*20°	At Green Bay, Lambeau Field	Jan. 8, 1983	L, 41-16
20°	At Chicago, Soldier Field	Dec. 16, 1979	L, 42-6
21°	Washington, Busch Stadium	Dec. 21, 1980	L, 31-7
22°	Washington, Busch Stadium	Dec. 12, 1982	L, 12-7
22°	Dallas, Busch Stadium	Dec. 16, 1973	L, 30-3
24°	Washington, Busch Stadium	Dec. 21, 1985	L, 27-16

\*Postseason



## HEAD COACHES

Years	Coach	Regular & Postseason Record
1920	Marshall Smith	3-2-1
1921-22	John "Paddy" Driscoll	11-6-2
1923-24	Arnie Horween	13-8-1
1925-26	Norm Barry	16-8-2
1927	Fred Gillies	3-7-1
1928	Guy Chamberlin	1-5-0
1929-30	Ernie Nevers	11-12-3
1931	LeRoy Andrews*	0-2-0
1931	Ernie Nevers	5-2-0
1932	Jack Chevigny	2-6-2
1933-34	Paul Schissler	6-15-1
1935-38	Milan Creighton	16-26-4
1939	Ernie Nevers	1-10-0
1940-42	Jimmy Conzelman	8-22-3
1943-45	Phil Handler**	1-29-0
1946-48	Jimmy Conzelman	27-10-0
1949	Phil Handler	6-5-1
	Buddy Parker***	
1950-51	Earl "Curly" Lambeau	8-16-0
1952	Joe Kuharich	4-8-0

Years	Coach	Regular & Postseason Record
1953-54	Joe Stydahar	3-20-1
1955-57	Ray Richards	14-21-1
1958-61	Frank "Pop" Ivy	17-31-2
1962-65	Wally Lemm	27-26-3
1966-70	Charley Winner	35-30-5
1971-72	Bob Hollway	8-18-2
1973-77	Don Coryell	42-29-1
1978-79	Bud Wilkinson****	9-20-0
1979	Larry Wilson	2-1-0
1980-85	Jim Hanifan	39-49-1
1986-89	Gene Stallings*****	23-34-1
1989	Hank Kuhlmann	0-5
1990-93	Joe Bugel	20-44
1994-95	Buddy Ryan	12-20
1996-2000	Vince Tobin++	29-44
2000-03	Dave McGinnis++	17-40
2004-06	Dennis Green	16-32
2007-12	Ken Whisenhunt	49-53
2013-	Bruce Arians	41-22-1



After leading the Cardinals to an 11-5 record and a spot in the post-season in 2014, Bruce Arians was named the Associated Press NFL Coach of the Year.

\* Resigned after two games in 1931  
 \*\* Co-coach with Walt Kiesling of 1944  
 Card-Pitt. team  
 \*\*\* Co-head coaches  
 \*\*\*\* Released after 13 games in 1979

\*\*\*\* Released after 11 games in 1989  
 + Released after seven games in 2000.  
 ++ Interim head coach for eight games in 2000; named permanent head coach prior to season finale.

## ASSISTANT COACHES (1936-2016)

Coach	Position	Years
Aiken Ron	Defensive Line	2007-12
Alosi, Pete	Asst. Strength & Conditioning	2010-14
Atkins, Bill	Defensive Secondary	1980-81
Atkins, Dave	Offensive Coordinator	1994-95
Austin, Bill	Offensive Line/Running Game	1972
Austin, Teryl	Defensive Backs	2007-09

Coach	Position	Years
Banker, Chuck	Offensive Backfield	1985
	Special Teams/Defensive Assistant	1983-84
	Special Teams	1980-82
Bennett, Leeman	Offensive Backs	1970-71
Bettcher, James	Defensive Coordinator	2015-
	Outside Linebackers	2013-14
Bettis, Tom	Defensive Coordinator	1978-84
Blues, Anthony	Coaching Assistant/Special Teams	2013-
Blevin, Ken	Linebackers	1970
Bowles, Todd	Defensive Coordinator	2013-14
Braden, Marv	Special Teams	1986-89
Bresnahan, Tom	Offensive Line	1986-88
Brooks, Dan	Special Assignments	1977
Brooks, Larry	Defensive Line	2006
Brown, Don	Flexibility and Strength	1979-84
Buckner, Brentson	Defensive Line	2013-
Bush, Frank	Asst. Head Coach/Linebackers	2004-06

Coach	Position	Years
Caldwell, Mike	Linebackers	2013-14
Capretta, Ryan	Asst. Strength and Conditioning	2003-2005
Carpenter, Lew	Offensive Coordinator/Receivers	1971-72
Carthon, Maurice	Running Backs	2007-08
Caruthers, LeBaron	Strength and Conditioning	1986-89
Cavanaugh, Matt	Quarterbacks	1994
Champion, Jim	Defensive Line	1966, 1974-75
Chirco, Mike	Defensive Asst./Asst. Defensive Backs	2013
Christopher, Rick	Tight Ends	2013-
Chryst, Geep	Quarterbacks	1998, 2001-03
	Tight Ends/Quality Control	1996-97
Cioffi, Louie	Defensive Backs	2011-12
Clark, Sam	Intern	1991-92
Cochran, Red	Offensive Backs	1968-69
Cottrell, Ted	Linebackers	1994
	Defensive Line	1990-93
Courtright, Rick	Defensive Quality Control/Asst. Secondary	2004-10
Curzi, Jim	Strength	1976

Coach	Position	Years
Daddio, Bill	Assistant Coach	1952
Davis, Bill	Linebackers/Defensive Coordinator	2007-10
Devlin, Mike	Asst. Off. Line/Off. Quality Control	2000-03
Dewell, Billy	Ends	1950
Diaz-Infante, David	Offensive Assistant	2013-14
Douglas, Otis	Line	1955

Dowhower, Rod	Offensive Coordinator	1983-84
	Quarterbacks and Receivers	1973
Drake, Darryl	Wide Receivers	2013-
Drunis, Chuck	Defensive Coordinator/Linebackers	1972
	Defensive Backs	1971
	Defensive Coach	1962-70
	Assistant Coach	1958-61
	Defensive Line	1956-57

Coach	Position	Years
Elliott, Pete	Offensive Backfield	1978
Evans, Dick	Assistant Coach	1952
Everest, Al	Special Teams	1996-99

Coach	Position	Years
Fassel, Jim	Offensive Coordinator	1996
Feldman, Rudy	Linebackers	1982-85
Feldman, Rudy	Defensive Line	1978-81
FitzGerald, Jeff	Linebackers	2001-03
	Quality Control	2000
Footte, Larry	Inside Linebackers	2015-
Ford, Robert	Wide Receivers	2004
Forzano, Rick	Offensive Backs/Game Scouting	1966-67

Coach	Position	Years
Galbraith, Marty	Tight Ends	2003
Gallagher, Dick	Ends	1953
Garrett, John	Quarterbacks	1999-2000
Garver, Kevin	Offensive Asst./Asst. Wide Receivers	2013-
Gibbs, Joe	Offensive Backs	1973-77
Gilmer, Harry	Quarterbacks	1967-69, 81-82
	Quarterbacks and Receivers	1975-80
Glick, Fred	Defensive Secondary	1978-79
Godette, Cary	Defensive Line Assistant	2003
Goldberg, Marshall	Assistant Coach/Chief Scout	1994
Goodwin, Harold	Offensive Coordinator	2013-
Greene, Joe	Defensive Line	1996-2003
Grimm, Chad	Offensive Quality Control	2009-12
Grimm, Russ	Asst. Head Coach/Offensive Line/Run Game Coordinator	2007-12

Coach	Position	Years
Haley, Todd	Offensive Coordinator	2007-08
Hall, Sid	Linebackers	1974-75
	Defensive Line	1973
Hammond, Bobby	Running Backs	1990-91
Handler, Phil	Line	1946-48, 50-51
	Assistant Coach	1936-42
Hanifan, Jim	Offensive Line	1973-78
Hargrave, Carl	Offensive Consultant	2004
	Tight Ends	2005-06
Heiden, Steve	Assistant Special Teams/Assistant Tight Ends	2013-
Henderson, Donnie	Defensive Backs	2010
Henke, Ed	Player-Coach (Defensive Line)	1963



Hoener, Pete . . . . .	Offensive Line . . . . .	2003
	Tight Ends . . . . .	2001-02
	Tight Ends . . . . .	1985-86
Horton, Ray . . . . .	Defensive Coordinator . . . . .	2011-12
<b>I</b>		
Isbell, Cecil . . . . .	Backfield . . . . .	1950-51
<b>J</b>		
Jackson, Bobby . . . . .	Running Backs . . . . .	1992-93
Jamieson, Dick . . . . .	Offensive Coordinator . . . . .	1985, 1997
	Offensive Backfield . . . . .	1980-84
Johnson, Jim . . . . .	Defensive Backs . . . . .	1990-93
	Defensive Line . . . . .	1986-89
Jones, Amos . . . . .	Special Teams Coordinator . . . . .	2013-
Jones, Ronnie . . . . .	Defensive Coordinator . . . . .	1994-95
Jorge, Ernie . . . . .	Line . . . . .	1953-54
<b>K</b>		
Keane, Tom . . . . .	Assistant Coach . . . . .	1957
Kellison, John . . . . .	Assistant Coach/Talent Scout . . . . .	1955-56
Khayat, Bill . . . . .	Offensive Quality Control . . . . .	2004-06
Kingdom, Roger . . . . .	Asst. Strength and Conditioning . . . . .	2014-
Kirkland, Levon . . . . .	Bill Bidwill Fellowship/OLBs . . . . .	2015-16
Kitchens, Freddie . . . . .	TEs/QBs/RBs . . . . .	2007-
Kruczek, Mike . . . . .	Quarterbacks . . . . .	2004-06
Kuhlmann, Hank . . . . .	Special Teams . . . . .	2000-03
	Tight Ends . . . . .	1998-99
	Running Backs . . . . .	1986-89
Kwan, Stan . . . . .	Sp. Teams Asst./Def. Quality Control . . . . .	2001-03
<b>L</b>		
Lanham, Paul . . . . .	Special Teams . . . . .	1972
Lawrence, Daryl . . . . .	Asst. Strength and Conditioning . . . . .	2004-06
Lawrence, Don . . . . .	Tight Ends . . . . .	2000
Leach, Bob . . . . .	Defensive Line . . . . .	1971-72
Leftwich, Byron . . . . .	Quarterbacks . . . . .	2017-
Lemm, Wally . . . . .	Assistant Coach . . . . .	1956, 1959
Lindsay, Everett . . . . .	Offensive Line . . . . .	2004-05
Loney, Steve . . . . .	Offensive Assistant/Offensive Line . . . . .	1993, 2006
Lott, John . . . . .	Strength & Conditioning . . . . .	2007-13
Lovat, Tom . . . . .	Offensive Line . . . . .	1980-84, 1990-91
<b>M</b>		
Marmie, Larry . . . . .	Defensive Coordinator . . . . .	2001-03
	Defensive Backs . . . . .	1996-2000
Martinez, George . . . . .	Running Backs . . . . .	1995
	Quality Control . . . . .	1994
Matsko, John . . . . .	Offensive Line . . . . .	1992-93
Mauck, Carl . . . . .	Offensive Line . . . . .	1996-97
McDaniel, LeCharis . . . . .	Wide Receivers . . . . .	1993
McGinnis, Dave . . . . .	Defensive Coordinator . . . . .	1996-2000
McLaughlin, Leon . . . . .	Special Assistant/Quality Control . . . . .	1986-89
	Special Assistant to the Head Coach . . . . .	1980-85
	Special Assistant . . . . .	1979
McMillan, Ernie . . . . .	Offensive Line . . . . .	1985
McNulty, John . . . . .	Quarterbacks/Wide Receivers . . . . .	2009-12
Miller, Chris . . . . .	Quarterbacks . . . . .	2009-11
Miller, Mike . . . . .	Wide Receivers/Passing Game Coordinator / . . . . .	2007-12
	Offensive Coordinator . . . . .	
Miller, Red . . . . .	Offensive Line . . . . .	1966-70
Milus, Ron . . . . .	Defensive Backs . . . . .	2003
Mitchell, Stump . . . . .	Running Backs . . . . .	2013-16
Modkins, Curtis . . . . .	Running Backs . . . . .	2009
Moore, Mal . . . . .	Wide Receivers . . . . .	1986-89
Moore, Tom . . . . .	Assistant Head Coach/Offense . . . . .	2013-
Moore, Buddy . . . . .	Strength & Conditioning . . . . .	2014-
Morris, Guy . . . . .	Offensive Line Assistant . . . . .	1994
Muha, Joe . . . . .	Backfield . . . . .	1954
Murphy, Mike . . . . .	Inside Linebackers/Quality Control . . . . .	1991-93
	Defensive Assistant/Quality Control . . . . .	1990
<b>N</b>		
Neal, Dan . . . . .	Offensive Line . . . . .	1994-95
Nixon, Mike . . . . .	Assistant Coach . . . . .	1952
Nowaskey, Bob . . . . .	Ends . . . . .	1954-57, 1956
<b>O</b>		
O'Dea, Kevin . . . . .	Special Teams . . . . .	2004-05
Olson, Rich . . . . .	Offensive Coordinator . . . . .	2001-02
<b>P</b>		
Parker, Buddy . . . . .	Special Assistant . . . . .	1978
	Assistant Coach . . . . .	1943, 1945-48
Pascale, Joe . . . . .	Linebackers . . . . .	1986-89
	Outside Linebackers . . . . .	1991-93
	Defensive Coordinator . . . . .	1990
Pendergast, Clancy . . . . .	Defensive Coordinator . . . . .	2004-08
Peters, Floyd . . . . .	Assistant Head Coach/Defense . . . . .	1982-85
Pires, Glenn . . . . .	Linebackers . . . . .	1996-2000
Piroti, Anthony . . . . .	Assistant Strength & Conditioning . . . . .	2016-
Plasman, Dick . . . . .	Assistant Coach . . . . .	1947-49
Plumb, Ted . . . . .	Receivers/Tight Ends . . . . .	1994-95
	Tight Ends . . . . .	1993
	Wide Receivers . . . . .	1990-92

Pollard, Deek . . . . .	Defensive Line . . . . .	2004-05
Polsford, Fran . . . . .	Wide Receivers . . . . .	1962-67
Pratt, Tom . . . . .	Pass Rush Specialist . . . . .	2013-
Prochaska, Ray . . . . .	Offensive Line . . . . .	1962-65
	Assistant Coach . . . . .	1958-61
Putnam, Duane . . . . .	Offensive Line . . . . .	1979-80
<b>R</b>		
Raich, Matt . . . . .	Defensive Assistant/Linebackers . . . . .	2007-12
Ramsey, Buster . . . . .	Player-Coach (Defense) . . . . .	1951
Ramsey, Kevin . . . . .	Defensive Backs . . . . .	2001-02
Rapone, Nick . . . . .	Defensive Backs . . . . .	2013-
Rapp, Vic . . . . .	Wide Receivers . . . . .	1996-2000
Reich, Frank . . . . .	Wide Receivers . . . . .	2012
Renfro, Mel . . . . .	Defensive Backs . . . . .	1986-87
Rhyme, Jerry . . . . .	Offensive Coordinator . . . . .	1990-93
Richards, Ray . . . . .	Assistant Coach . . . . .	1954
Roberts, Al . . . . .	Special Teams . . . . .	1994-95
Robinson, Tommie . . . . .	Running Backs . . . . .	2010-12
Rodriguez, Pete . . . . .	Special Teams . . . . .	1990-93
Rogucki, Bob . . . . .	Strength and Conditioning . . . . .	1990-2003
Roland, Johnny . . . . .	Running Backs . . . . .	1997-2003
Ross, Kevin . . . . .	Cornerbacks . . . . .	2013-
Rowen, Keith . . . . .	Offensive Coordinator . . . . .	2005-06
Rutledge, Jeff . . . . .	Quarterbacks . . . . .	2007-08
Ryan, Rex . . . . .	Linebackers . . . . .	1995
	Defensive Line . . . . .	1994
Ryan, Rob . . . . .	Defensive Backs . . . . .	1994-95
<b>S</b>		
Sanders, Bob . . . . .	Linebackers . . . . .	2015-
Schlinkman, Walt . . . . .	Defensive Backs . . . . .	1964
	Assistant Coach . . . . .	1959
Sevier, Wayne . . . . .	Special Assignments . . . . .	1974-75
Shipp, Ken . . . . .	Receivers/Game Scouting . . . . .	1968-70
Shofner, Jim . . . . .	Offensive Coordinator . . . . .	1986-89
Shroyer, Don . . . . .	Linebackers . . . . .	1966-69
	Defensive Backs . . . . .	1963
	Offensive Backs . . . . .	1962
Shurmur, Fritz . . . . .	Defensive Coordinator . . . . .	1991-93
Simpson, Jackie . . . . .	Defensive Backs . . . . .	1973
Skipper, Jim . . . . .	Running Backs . . . . .	1996
Slowik, Ryan . . . . .	Outside Linebackers/Def. Quality Control . . . . .	
	Defensive Asst./Asst. Defensive Backs 2009-14	
Smith, Jerry . . . . .	Special Teams . . . . .	1985
Solari, Mike . . . . .	Offensive Line . . . . .	1989
Solomon, Richard . . . . .	Defensive Backs . . . . .	2004-06
Spencer, Joe . . . . .	Offensive Line . . . . .	1971
Spencer, Kevin . . . . .	Special Teams . . . . .	2007-12
Stahler, Skip . . . . .	Backfield . . . . .	1963
Stanley, Jim . . . . .	Defensive Line . . . . .	1995
Stuber, Abe . . . . .	Assistant/Talent Scout . . . . .	1965-67
	Assistant Coach . . . . .	1958
Sullivan, Jerry . . . . .	Offensive Coordinator . . . . .	2003
	Wide Receivers . . . . .	2001-02
Sweeney, Jim . . . . .	Offensive Backfield . . . . .	1979
<b>T</b>		
Thurman, Dennis . . . . .	Defensive Backs . . . . .	1988-89
Thompson, Jerry . . . . .	Special Teams . . . . .	1978-79
Thompson, Tommy . . . . .	Backfield . . . . .	1955
Thomas, Emmitt . . . . .	Receivers . . . . .	1981-85
Thornton, Bill . . . . .	Running Backs . . . . .	1972
Tolbert, Tyke . . . . .	Wide Receivers . . . . .	2003
Townsend, Deshea . . . . .	Asst. Defensive Backs . . . . .	2011-12
Trestman, Marc . . . . .	Offensive Coordinator . . . . .	1998-2000
Trippi, Charley . . . . .	Offensive Backs . . . . .	1963-65
	Assistant Coach . . . . .	1956-57
<b>V</b>		
Van Zandt, Lance . . . . .	Defensive Backfield . . . . .	1985
Versaci, Tony . . . . .	Special Teams/Special Assignments . . . . .	1971
Voris, Dick . . . . .	Defensive Coordinator/Linebackers . . . . .	1971
	Defensive Line . . . . .	1968-70
<b>W</b>		
Walsh, Charles . . . . .	Assistant Coach . . . . .	1940-41
Ward, Dedic . . . . .	Offensive Quality Control . . . . .	2007-08
Warhop, George . . . . .	Offensive Line . . . . .	1998-02
Weber, Chuck . . . . .	Defensive Backs . . . . .	1976-77
Wetzel, Steve . . . . .	Strength and Conditioning . . . . .	2004-06
Wilsey, Ray . . . . .	Defensive Coordinator . . . . .	1973-77
	Assistant Coach . . . . .	1960-61
Wilson, Kirby . . . . .	Running Backs . . . . .	2004-06
Wilson, Larry . . . . .	Player-Coach (Defensive Backs) . . . . .	1972
Wilson, Mike . . . . .	Tight Ends . . . . .	2004
	Wide Receivers . . . . .	2005-06
Wood, Alex . . . . .	Offensive Coordinator . . . . .	2004
Wylie, Bob . . . . .	Offensive Line . . . . .	2004
<b>Z</b>		
Zapalac, Willie . . . . .	Defensive Line . . . . .	1976-77
Zauner, Gary . . . . .	Special Teams . . . . .	2006
Zierlein, Larry . . . . .	Assistant Offensive Line . . . . .	2013-





## CARDINALS RING OF HONOR



### ERNE NEVERS

**Pro Football Hall of Fame Class of 1963**

**Fullback 6-0, 204 (Stanford)**

**1926-27 Duluth Eskimos, 1929-31 Chicago Cardinals**

Ernest Alonzo Nevers ... Stanford all-America, 1925 Rose Bowl hero ... Lured from pro baseball career by Eskimos ... Truly a do-everything iron man, playing 1,714 of 1,740 minutes in 29-game 1926 season ... Missed 1928 with injuries, returned with Cardinals, 1929 ... Scored NFL record 40 points (six touchdowns, four conversions) in one game against Bears on Thanksgiving Day, 1929 ... All-league all five NFL seasons ... Player-coach one year in Duluth, two in Chicago ... Born June 11, 1903 in Willow River, Minnesota ... Died May 3, 1976, at age of 72 ... Inducted into ROH in 2006.



### JIMMY CONZELMAN

**Pro Football Hall of Fame Class of 1964**

**Quarterback 6-0, 175 Coach-Owner (Washington University-St. Louis)**

**1920 Decatur Staleys, 1921-22 Rock Island Independents, 1922-24 Milwaukee**

**Badgers, 1925-26 Detroit Panthers, 1927-30 Providence Steam Roller, 1940-42, 1946-48 Chicago Cardinals**

James Gleason Conzelman ... Multi-talented, athlete, editor, executive, songwriter, orator ... Began NFL career with Staleys, 1920 ... Player-coach of four NFL teams in the 1920s, including 1928 champion Providence ... Player-coach-owner of Detroit, 1925-26 ... Knee injury ended 10-year playing career, 1929 ... Coached Cardinals to 1947 NFL Championship, 1948 Western Division crown ... Born March 6, 1898 in St. Louis, Missouri ... Died July 31, 1970, at age of 72 ... Inducted into ROH in 2006.



### JOHN (PADDY) DRISCOLL

**Pro Football Hall of Fame Class of 1965**

**Quarterback 5-11, 160 (Northwestern)**

**1919 Hammond Pros (pre-NFL), 1920-25 Chicago Cardinals, 1926-29 Chicago Bears**

John Leo Driscoll ... Triple-threat on attack, flawless on defense ... Led Cardinals to 1925 NFL Championship ... Droppicked record four field goals in one game, 1925 ... Droppicked 50-yard field goal, 1924 ... Scored 27 points in one game, 1923 ... 23 precision punts stymied Red Grange's NFL debut, 1925 ... Traded by Cardinals to Bears, 1926, to thwart signing with rival AFL ... Sparked Bears for four years ... All-NFL six times ... Born January 11, 1896, in Evanston, Illinois ... Died June 29, 1968, at age 72 ... Inducted into ROH in 2006.



### CHARLES W. BIDWILL, SR.

**Pro Football Hall of Fame Class of 1967**

**Owner-Administrator (Loyola-Chicago)**

**1933-1947 Chicago Cardinals**

Charles W. Bidwill, Sr. ... Purchased Cardinals' franchise, 1933 ... Staunch faith in professional football stood as guiding light during dark depression years ... Dealt rival All-America Football Conference most stunning blow with \$100,000 signing of two-time Georgia all-America halfback Charley Trippi, 1947 ... Built famous "Dream Backfield" but died before it could bring him a Cardinals' championship ... Financial help saved Bears' ownership for George Halas, 1932 ... Born September 16, 1895, in Chicago, Illinois ... Died April 19, 1947, at age of 51 ... Inducted into ROH in 2006.



### CHARLEY TRIPPI

**Pro Football Hall of Fame Class of 1968**

**Halfback, Quarterback 6-0, 186 (Georgia)**

**1947-1955 Chicago Cardinals**

Charles Louis Trippi ... Cards' No. 1 future draft pick, 1945 ... Georgia all-America, 1946 ... Played in four Chicago All-Star games as collegian ... \$100,000 signee during AAFC-NFL war, 1947 ... Final link in Cards' famed "Dream Backfield" ... Scored two touchdowns in 1947 NFL Championship Game as Cardinals defeated Philadelphia 28-21 ... All-NFL, 1948 ... Extremely versatile—played halfback five years, quarterback two years, defense two years ... Gained nearly 10,000 yards and accounted for 53 touchdowns during Cardinal career ... Born December 14, 1922 in Pittston, Pennsylvania ... Inducted into ROH in 2006.



### OLLIE MATSON

**Pro Football Hall of Fame Class of 1972**

**Halfback 6-2, 220 (San Francisco)**

**1952, 1954-58 Chicago Cardinals, 1959-62 Los Angeles Rams, 1963**

**Detroit Lions, 1964-66 Philadelphia Eagles**

Ollie Genoa Matson ... San Francisco all-America ... U.S. Olympic medalist in track, 1952 ... No. 1 draft pick, 1952 ... All-NFL 1954-57 ... In six season with Cards, did not miss a game ... Rushed for 3,331 yards and 24 touchdowns, caught 130 passes for 2,150 yards and 24 touchdowns ... Added nine touchdowns on kick returns ... Traded to Rams for nine players, 1959 ... Career ledger: 12,844 combined yards, 5,173 yards rushing, 222 receptions, 438 points ... Elected to six Pro Bowls ... MVP in 1956 Pro Bowl ... Born May 1, 1930 in Trinity, Texas ... Inducted into ROH in 2006.



## DICK (NIGHT TRAIN) LANE

**Pro Football Hall of Fame Class of 1974**

**Cornerback 6-1, 194 (Scottsbluff –NE Junior College)**

**1952-53 Los Angeles Rams, 1954-59 Chicago Cardinals, 1960-65 Detroit Lions**

Richard Lane ... Joined Rams as free agent after four years in Army ... Set NFL interception record (14) as rookie, 1952 ... All-NFL six years ... Named to seven Pro Bowls ... Selected all-time NFL cornerback, 1969 ... Career interception record: 68 for 1,207 yards, five touchdowns ... Averaged over 20 yards on 30 interception returns for Cardinals, 1960-65 ... Gambler on field, spectacular playmaker ... Deadly open-field tackler ... Very fast, agile, aggressive ... Born April 16, 1928 in Austin, Texas ... Died January 29, 2002, at age of 73 ... Inducted into ROH in 2006.



## MARSHALL GOLDBERG

**Halfback, Defensive Back 5-11, 190 (Pittsburgh)**

**1939-1948 Chicago Cardinals**

Marshall "Biggie" Goldberg ... Two-time all-America at Pittsburgh ... All-around performer starred as ball carrier, defensive back, and return specialist ... Played with Cardinals 1939-43, 1946-48 ... Earned second-team All-Pro notice in 1941 when, at midseason, led the league in rushing, punt and kickoff returns, and interceptions ... Key member of Cards' 1947 NFL Championship team ... Original member of Cards' "Dream Backfield" of Paul Chrisman, Pat Harder, Charley Trippi, and Elmer Angsman, and Goldberg ... Born October 25, 1917 in Elkins, West Virginia ... Died April 3, 2006, at age of 88 ... Inducted into ROH in 2006.



## DAN DIERDORF

**Pro Football Hall of Fame Class of 1996**

**Tackle 6-3, 275 (Michigan)**

**1971-1983 St. Louis Cardinals**

Daniel Lee Dierdorf ... No. 2 draft pick, 1971 ... Michigan all-America ... Possessed size, speed, quickness, discipline, intelligence, consistency ... Equally effective as pass protector, run blocker ... Right tackle, anchored offensive line which led the NFL three years, NFC five years in fewest quarterback sacks allowed ... All-Pro five times, played in six Pro Bowls ... Named best blocker three years by NFL Players Association ... Born June 19, 1949 in Canton, Ohio ... Inducted into ROH in 2006.



## PAT TILLMAN

**Safety 5-11, 202 (Arizona State)**

**1998-2001 Arizona Cardinals**

Patrick Daniel Tillman ... Seventh round selection (226th overall) in 1998 NFL Draft out of Arizona State ... Former college linebacker converted to safety ... Was a fierce competitor who defied odds to become a three-year starting safety that set a franchise single-season record with 224 tackles in 2000 ... Finished four-year career with 478 tackles (247 solos) ... Tillman turned down a three-year contract and left the Cardinals prior to the 2002 season to enlist in the U.S. Army and become a member of the elite Army Ranger unit ... He was killed in action on April 22, 2004 in Afghanistan ... His jersey #40 became the fifth retired number in team history ... Born November 6, 1976 in Fremont, California ... Inducted into ROH in 2006.



## LARRY WILSON

**Pro Football Hall of Fame Class of 1978**

**Free Safety 6-0, 190 (Utah)**

**1960-1972 St. Louis Cardinals**

Lawrence Frank Wilson ... Two-way star at Utah, No. 7 draft pick, 1960 ... Cat-like defender, exceptional team leader ... Became NFL's top free safety, made "safety blitz" famous ... All-NFL six times, played in eight Pro Bowls ... Interceptions in seven straight games, led NFL with 10 thefts, 1966 ... In 1965 vs. Pittsburgh, with casts on two broken hands, intercepted a pass to set up go-ahead touchdown in 21-17 victory ... 52 career interceptions, 800 return yards, five touchdowns ... Career as Cardinal stretched from 1960 rookie season through retirement as team vice president in 2003 ... Born May 24, 1938, in Rigby, Idaho ... Inducted into ROH in 2006.



## ROGER WEHRLI

**Pro Football Hall of Fame Class of 2007**

**Cornerback 6-0, 190 (Missouri)**

**1969-1982 St. Louis Cardinals**

Roger Russel Wehrli ... Missouri all-America and Cardinals' first-round draft choice in 1969 ... Day-one starter as a rookie ... Flawless technician in pass coverage ... Appeared in 193 games and amassed 40 career interceptions, franchise record-tying 19 fumble recoveries ... Named to NFL's All-Decade Team of the 1970s ... Selected to seven Pro Bowls, named All-Pro five times ... Defensive cornerstone for the exciting Cardinals teams of the mid-70s that forged a three-year record of 31-11 (10-4, 11-3, 10-4) from 1974-76 ... Born November 26, 1947 in New Point, Missouri ... Inducted into ROH in 2007.



## **AENEAS WILLIAMS** Pro Football Hall of Fame Class of 2014 Cornerback 5-11, 200 (Southern)

### **1991-2000 Arizona Cardinals, 2001-04 St. Louis Rams**

Aeneas Demetrius Williams ... Third round selection (59th overall) in the 1991 NFL Draft out of Southern University ... Played in every game as a Cardinal, including 157 consecutive starts ... Named to NFL team of the 1990's ... Was a six-time pro-bowler (1994-99), including the first four as a starter ... Led or shared the NFC interception lead among cornerbacks three-times (1991-4, 1994-9, 1997-4) ... Seven-time Cardinal interceptions leader or co-leader 1991, '94-97, '99-00) ... Second in Cards all-time interception list with 46 career interceptions ... Holds franchise record with six career interception returns for touchdowns ... Born January 29, 1968 in New Orleans, Louisiana ... Inducted into ROH in 2008.



## **KURT WARNER** Quarterback 6-2, 214 (Northern Iowa)

### **1998-03 St. Louis Rams, 2004 New York Giants, 2005-09 Arizona Cardinals**

Kurtis Eugene Warner ... Author of one of the NFL's most unique success stories, went undrafted after attending college at Northern Iowa and went on to a Hall of Famer caliber career following a three-year stint in the Arena Football League ... Played for the Cardinals from 2005-09, leading the team to back-to-back division titles in 2008 and '09 and the franchise's first-ever Super Bowl appearance (2008) ... In 2008, set franchise single-season records for pass attempts (598), completions (401), completion percentage (67.1%), passer rating (96.9) and TD passes (30) ... One of just three QBs in NFL history (Peyton Manning and Craig Morton) to take two different teams to the Super Bowl ... One of the greatest postseason performers in NFL history, Warner owns the top three passing totals in Super Bowl history ... Born June 22, 1971 in Burlington, Iowa ... Inducted into ROH in 2014.



## **ADRIAN WILSON** Safety 6-3, 230 (North Carolina State)

### **2001-12 Arizona Cardinals**

Adrian Lemar Wilson ... Third round selection (64th overall) in the 2001 NFL Draft out of North Carolina State University ... A five-time Pro Bowl selection and three-time All-Pro selection, played in 181 games (162 starts) with the Cardinals and finished his career with 987 tackles, 25.5 sacks, 27 INTs, 106 passes defended, 15 forced fumbles, eight fumble recoveries and four TDs ... A five-time team captain, is one of just six players in NFL history with at least 25 sacks and 25 INTs ... His eight sacks in 2005 remain and NFL single-season record for a defensive back ... Born October 12, 1979 in High Point, North Carolina ... Inducted into the ROH in 2015.



## **ROY GREEN** Wide Receiver, Defensive Back 6-0, 195 (Henderson State)

### **1979-87 St. Louis Cardinals, 1988-90 Phoenix Cardinals, 1991-92 Philadelphia Eagles**

Roy Calvin Green ... an NAIA All-American at Henderson State, was the Cardinals fourth round selection (89th overall) in the 1979 NFL Draft ... a two-time Pro Bowler and two-time first-team All-Pro selection, played 168 games (127 starts) with the Cardinals while starring on offense, defense and special teams ... finished his Cardinals career with 522 receptions for 8,496 yards and 66 receiving TDs ... returned 84 kickoffs for 1,932 yards (23.0 yard avg.) and one TD, had 27 punt returns for 230 yards and one TD and had 140 yards and one TD on 23 rushes ... also played defensive back with the Cards and had four interceptions and four fumble recoveries ... ranks second in Cardinals history in career TDs (69), third in all-purpose yards (10,798) and his 26 TDs scored between 1983-84 are the most by any player in franchise history over a two-year span ... Born June 30, 1957 in Magnolia, Arkansas ... Inducted into the ROH in 2016.

## CARDINALS IN CANTON

There are currently 12 members of the Cardinals organization enshrined in the Pro Football Hall of Fame. In 2014 CB **Aeneas Williams** became the first Arizona Cardinals draft pick inducted into the Hall of Fame.



## CARDINALS IN THE PRO FOOTBALL HALL OF FAME

<b>HOF Member</b>	<b>Year Inducted</b>
Charles W. Bidwill, Sr. (Owner)	1967
Jimmy Conzelman (Coach)	1964
T Dan Dierdorf	1996
HB John "Paddy" Driscoll	1965
DB Dick "Night Train" Lane	1974
HB Ollie Matson	1972
HB Ernie Nevers	1963

<b>HOF Member</b>	<b>Year Inducted</b>
TE Jackie Smith	1994
HB Charley Trippi	1968
QB Kurt Warner	2017
CB Roger Wehrli	2007
CB Aeneas Williams	2014
S Larry Wilson	1978



## PRO BOWL SELECTIONS BY YEAR

(Year represents the season for which they were selected, not the year the game was played)

- 1938 . . . Gaynell Tinsley, E
- 1939 . . . Tony Blazine, T; Phil Dougherty, C; Jimmy Lawrence, HB; Bill Smith, E
- 1940 . . . Ki Aldrich, C; John Shirk, E
- 1941 . . . Ray Apolskis, C; Bill Dewell, E; Joe Kuharich, G
- 1942 . . . Frank Ivy, E
- 1950 . . . Elmer Angsman, HB; Bob Dove, E; Bill Fischer, G; Pat Harder, FB; Jim Hardy, QB; Bob Shaw, E
- 1951 . . . Bill Fischer, G; Fran Polesfoot, E; Tom Wham, E
- 1952 . . . Bill Fischer, G; Ollie Matson, HB; Charley Trippi, QB-HB
- 1953 . . . Johnny Olszewski, FB; Don Paul, HB-S; Bill Svoboda, HB; Charley Trippi, QB-HB
- 1954 . . . Jerry Groom, T; Dick Lane, DB; Ollie Matson, HB
- 1955 . . . Dick Lane, DB; Ollie Matson, HB; Jerry Olszewski, FB; Fred Wallner, G
- 1956 . . . Lindon Crow, DB; Ollie Matson, HB; Dick Lane, DB; Leo Sanford, LB-C; Jack Simmons, C
- 1957 . . . Lindon Crow, DB; Ollie Matson, HB; Leo Sanford, LB-C
- 1958 . . . Dick Lane, DB; Ollie Matson, HB; Gern Nagler, E; Leo Sugar, DE
- 1959 . . . John David Crow, HB; Frank Fuller, T; Jerry Norton, S; Ken Panfil, T
- 1960 . . . John David Crow, HB; Jimmy Hill, DB; Leo Sugar, DE; Jerry Norton, S; Sonny Randle, SE
- 1961 . . . Ken Gray, G; Jimmy Hill, DB; Jerry Norton, S; Sonny Randle, SE; Billy Stacy, DB
- 1962 . . . John David Crow, HB; Jimmy Hill, DB; Bill Koman, DE; Sonny Randle, SE; Larry Wilson, S
- 1963 . . . Bob DeMarco, C; Ken Gray, G; Charley Johnson, QB; Dale Meinert, LB; Larry Wilson, S
- 1964 . . . Bobby Joe Conrad, FL; Pat Fischer, CB; Irv Goode, G; Ken Gray, G; Bill Koman, DE
- 1965 . . . Jim Bakken, K; Bob DeMarco, C; Pat Fischer, CB; Ernie McMillan, T; Dale Meinert, LB; Sonny Randle, SE; Sam Silas, DT; Larry Wilson, S
- 1966 . . . Ken Gray, G; Bob Reynolds, T; Joe Robb, DE; Johnny Roland, HB; Jackie Smith, TE; Jerry Stovall, DB; Chuck Walker, DT; Larry Wilson, S
- 1967 . . . Jim Bakken, K; Ken Gray, G; Bob DeMarco, C; Irv Goode, G; Ernie McMillan, T; Dale Meinert, LB; Johnny Roland, HB\*; Jackie Smith, TE; Jerry Stovall, DB; Larry Wilson, S
- 1968 . . . Don Brumm, DE; Ken Gray, G; Bob Reynolds, T; Bob Rowe, DT; Jackie Smith, TE; Larry Wilson, S
- 1969 . . . Ernie McMillan, T; Bob Reynolds, T; Jackie Smith, TE; Jerry Stovall, DB; Larry Wilson, S
- 1970 . . . MacArthur Lane, RB; Ernie McMillan, T; Jackie Smith, TE; Larry Stallings, LB; Roger Wehrli, DB; Larry Wilson, DB
- 1971 . . . Roger Wehrli, DB
- 1974 . . . Dan Dierdorf, T; Mel Gray, WR; Jim Hart, QB; Terry Metcalf, RB; Roger Wehrli, CB
- 1975 . . . Jim Bakken, K; Tom Banks, C; Dan Dierdorf, T; Conrad Dierdorf, G; Mel Gray, WR; Jim Hart, QB; Terry Metcalf, RB; Jim Otis, RB; Roger Wehrli, CB
- 1976 . . . Jim Bakken, K; Tom Banks, C; Leo Brooks, DT; Dan Dierdorf, T; Conrad Dobler, G; Mel Gray, WR; Jim Hart, QB; Roger Wehrli, CB
- 1977 . . . Tom Banks, C; Conrad Dobler, G; Dan Dierdorf, T; Mel Gray, WR; Jim Hart, QB; Terry Metcalf, RB; Roger Wehrli, CB
- 1978 . . . Tom Banks, C; Dan Dierdorf, T; Bob Young, G
- 1979 . . . Ottis Anderson, RB; Roger Wehrli, CB; Bob Young, G
- 1980 . . . Ottis Anderson, RB; Dan Dierdorf, T; Pat Tilley, WR\*
- 1983 . . . Carl Birdsong, P; Roy Green, WR
- 1984 . . . Roy Green, WR; E.J. Junior, ILB; Neil Lomax, QB
- 1985 . . . E.J. Junior, ILB
- 1986 . . . Vai Sikahema, PR; Ron Wolfley, ST
- 1987 . . . Neil Lomax, QB; Luis Sharpe, T; Vai Sikahema, KR; Ron Wolfley, ST
- 1988 . . . Luis Sharpe, T; Ron Wolfley, ST; J.T. Smith, WR
- 1989 . . . Rich Camarillo, P; Tim McDonald, SS; Luis Sharpe, T; Ron Wolfley, ST
- 1990 . . . Johnny Johnson, RB
- 1991 . . . Rich Camarillo, P; Tim McDonald, SS\*
- 1992 . . . Johnny Bailey, KR; Rich Camarillo, P; Robert Massey, CB; Tim McDonald, SS
- 1993 . . . Rich Camarillo, P
- 1994 . . . Aeneas Williams, CB; Seth Joyner, OLB
- 1995 . . . Aeneas Williams, CB; Eric Swann, DT; Larry Centers, FB; Jeff Feagles, P
- 1996 . . . Lomas Brown, T; Larry Centers, FB; Eric Swann, DT; Aeneas Williams, CB
- 1997 . . . Rob Moore, WR; Aeneas Williams, CB
- 1998 . . . Aeneas Williams, CB
- 1999 . . . Simeon Rice, DE; Aeneas Williams, CB
- 2000 . . . Scott Player, P
- 2001 . . . David Boston, WR
- 2003 . . . Anquan Boldin, WR
- 2004 . . . Bertrand Berry, DE
- 2005 . . . Larry Fitzgerald, WR; Neil Rackers, K
- 2006 . . . Anquan Boldin, WR; Adrian Wilson, SS
- 2007 . . . Darnell Dockett, DT; Larry Fitzgerald, WR
- 2008 . . . Anquan Boldin, WR; Larry Fitzgerald, WR; Sean Morey, ST; Kurt Warner, QB; Adrian Wilson, SS
- 2009 . . . Darnell Dockett, DT; Larry Fitzgerald, WR; Dominique Rodgers-Cromartie, CB; Antrel Rolle, FS; Adrian Wilson, SS
- 2010 . . . Darnell Dockett, DT; Larry Fitzgerald, WR; Adrian Wilson, SS
- 2011 . . . Larry Fitzgerald, WR; Patrick Peterson, KR; Adrian Wilson, SS
- 2012 . . . Larry Fitzgerald, WR; Patrick Peterson, CB; Daryl Washington, LB
- 2013 . . . John Abraham, LB; Justin Bethel, ST; Larry Fitzgerald, WR; Patrick Peterson, CB
- 2014 . . . Justin Bethel, ST; Calais Campbell, DE; Antonio Cromartie, CB; Patrick Peterson, CB
- 2015 . . . Justin Bethel, ST; Calais Campbell, DT; Larry Fitzgerald, WR; Mike Iupati, G; Tyrann Mathieu, S; Carson Palmer, QB; Patrick Peterson, CB
- 2016 . . . Larry Fitzgerald, WR; David Johnson, RB; Patrick Peterson, CB

## YEAR-BY-YEAR LEAGUE OFFENSIVE RANKINGS SINCE 1970 MERGER

Year	Total	Rush	Pass	Year	Total	Rush	Pass
2016	9	18	9	1992	17	26	13
2015	1	8	2	1991	27	26	26
2014	24	31	14	1990	18	12	19
2013	12	23	13	1989	25	26	15
2012	32	32	28	1988	4	13	5
2011	19	24	17	1987	6	15	6
2010	31	32	31	1986	26	14	22
2009	14	28	12	1985	17	15	18
2008	4	32	2	1984	3	9	3
2007	12	29	5	1983	17	7	24
2006	18	30	10	1982	23	7	26
2005	8	32	1	1981	19	9	22
2004	27	22	24	1980	22	9	25
2003	27	29	23	1979	10	3	20
2002	27	15	29	1978	7	25	4
2001	18	27	13	1977	7	12	2
2000	24	27	17	1976	3	8	5
1999	29	29	27	1975	5t	6	6
1998	13	21	8	1974	10	13	7
1997	24	30	10	1973	12	22	5
1996	13	25	6	1972	25	26	18t
1995	24	29	17	1971	14	21	5
1994	25	17	21	1970	3	6	9
1993	8	11	9				



## ALPHABETICAL PRO BOWLERS

Name	Pos	Selections	Year
John Abraham	LB	1	2013
Ki Aldrich	C	1	1940
Ottis Anderson	RB	2	1979-80
Elmer Angsman	HB	1	1950
Ray Apolksis	C	1	1941
Johnny Bailey	KR	1	1992
Jim Bakken	K	4	1965, 1967, 1975-76
Tom Banks	C	4	1975-78
Bertrand Berry	DE	1	2004
Justin Bethel	ST	3	2013-15
Carl Birdsong	P	1	1983
Tony Blazine	T	1	1939
Anquan Boldin	WR	3	2003, 2006, 2008
David Boston	WR	1	2001
Leo Brooks	DT	1	1976
Lomas Brown	T	1	1996
Don Brumm	DE	1	1968
Rich Camarillo	P	4	1989, 1991-93
Calais Campbell	DE/DT	2	2014-2015
Larry Centers	FB	2	1995*, 1996
Bobby Joe Conrad	FL	1	1964
Antonio Cromartie	CB	1	2014
John David Crow	HB	3	1959-60, 1962
Lindon Crow	DB	2	1956-57
Bob DeMarco	C	3	1963, 1965, 1967*
Bill Dewell	E	1	1941
Dan Dierdorf	T	6	1974-78, 1980
Conrad Dobler	G	3	1975-77
Darnell Dockett	DT	3	2007, 2009-10
Phil Dougherty	C	1	1939
Bob Dove	E	1	1950
Jeff Feagles	P	1	1995
Bill Fischer	G	3	1950-52
Pat Fischer	CB	2	1964-65
Larry Fitzgerald	WR	10	2005, 07-08, 09*, 10-13, 15-16*
Frank Fuller	T	1	1959
Irv Goode	G	2	1964, 1967
Ken Gray	G	6	1961, 1963-64, 1966-68
Mel Gray	WR	4	1974-77
Roy Green	WR	2	1983-84
Jerry Groom	T	1	1954
Pat Harder	FB	1	1950
Jim Hardy	QB	1	1950
Jim Hart	QB	4	1974-77
Jimmy Hill	DB	3	1960-62
Mike Iupati	G	1	2015*
Frank Ivy	E	1	1942
Charley Johnson	QB	1	1963
David Johnson	RB	1	2016*
Johnny Johnson	RB	1	1990
Seth Joyner	LB	1	1994
E.J. Junior	LB	2	1984-85
Bill Koman	DE	2	1962, 1964
Joe Kuharich	G	1	1941
Dick Lane	DB	4	1954-56, 1958
MacArthur Lane	RB	1	1970
Jimmy Lawrence	HB	1	1939
Neil Lomax	QB	2	1984, 1987

Name	Pos	Selections	Year
Robert Massey	CB	1	1992
Tyrann Mathieu	S	1	2015*
Ollie Matson	HB	6	1952, 1954-58
Tim McDonald	S	3	1989, 1991*, 1992
Eric McMillan	T	4	1965, 1967, 1969-70
Dale Meindert	LB	3	1963, 1965, 1967
Terry Metcalf	RB	3	1974-75, 1977
Rob Moore	WR	1	1997
Sean Morey	ST	1	2008
Gern Nagler	E	1	1958
Jerry Norton	S	3	1959-61
Johnny Olszewski	FB	2	1953, 1955
Jim Otis	RB	1	1975
Carson Palmer	QB	1	2015*
Ken Panfil	T	1	1959
Don Paul	HB-S	1	1953
Patrick Peterson	KR/CB	6	2011-14, 15*, 16
Scott Payton	P	1	2000
Eric Pilon	E	1	1951
Neil Rackers	K	1	2005
Sonny Randle	SE	4	1960-62, 1965
Bob Reynolds	T	3	1966, 1968-69
Simeon Rice	DE	1	1999
Joe Robb	DE	1	1966
Dominique Rodgers-Cromartie	CB	1	2009*
Johnny Roland	HB	2	1966, 1967*
Antrel Rolle	FS	1	2009
Bob Rowe	DT	1	1968
Leo Sanford	LB-C	2	1956-57
Luis Sharpe	T	3	1987-89
Bob Shaw	E	1	1950
John Shirik	E	1	1940
Vai Sikahema	KR	2	1986-87
Sam Siles	DT	1	1965
Jack Simmons	C	1	1956
Bill Smith	E	1	1939
J.T. Smith	KR-WR	1	1988
Jackie Smith	TE	5	1966-70
Billy Stacy	DB	1	1961
Larry Stallings	LB	1	1970
Jerry Stovall	DB	3	1966-67, 1969
Leo Sugar	DE	2	1958, 1960
Bill Svoboda	HB	1	1953
Eric Swann	IL	2	1995-96
Pat Tilley	WR	1	1980*
Gaynell Tinsley	E	1	1938
Charley Trippi	QB-HB	2	1952-53
Chuck Walker	DT	1	1966
Fred Wallner	G	1	1955
Kurt Warner	QB	1	2008
Daryl Washington	LB	1	2012
Roger Wehrli	CB	7	1970-71, 1974-77, 1979
Tom Wham	E	1	1951
Aeneas Williams	CB	6	1994-99
Adrian Wilson	SS	5	2006, 08, 09*, 10-11
Larry Wilson	S	8	1962-63, 1965-70
Ron Wolfley	ST	4	1986-89
Bob Young	G	2	1978-79

\* Selected but did not play

Note: The year listed indicates the season for which a player was selected and not the year in which the game was played

## YEAR-BY-YEAR LEAGUE DEFENSIVE RANKINGS SINCE 1970 MERGER

Year	Total	Rush	Pass	Year	Total	Rush	Pass
2016	2	9	4	1992	24	10	27
2015	5	6	8	1991	16	26	7
2014	24	13	29	1990	18	26	8
2013	6	1	14	1989	26	27	22
2012	12	28	5	1988	14	16	12
2011	18	21	17	1987	25	19	25
2010	29	30	23	1986	4	25	1
2009	20	17	23	1985	15	24	8
2008	19	16	22	1984	8	14	9
2007	17	9	28	1983	6	8	14
2006	29	16	30	1982	14t	12	7
2005	8	10	12	1981	23	25	16
2004	12	27	9	1980	19	16	20
2003	26	19	29	1979	16	14	16
2002	29	30	28	1978	13	19t	7t
2001	28	24	26	1977	24	22	26
2000	30	30	11	1976	12	12	15
1999	22	30	10	1975	18	10	24
1998	21	20	17	1974	17	15	19
1997	27	27	15	1973	26	17	26
1996	21	21	21	1972	25	20	25
1995	26	30	15	1971	20	18	21
1994	3	4	4	1970	10	16	7
1993	21	19	19				





## ALL-TIME PLAYER OF THE WEEK SELECTIONS, 1984-2016

<b>1984</b>			<b>2003</b>		
Neil Lomax	Offensive	Oct. 7 at Dallas (Week 6)	Dexter Jackson	Defensive	Sept. 21 vs. Green Bay (Week 3)
Ottis Anderson	Offensive	Nov. 18 at N.Y. Giants (Week 12)	<b>2004</b>		
E.J. Junior	Defensive	Nov. 25 vs. Philadelphia (Week 13)	Adrian Wilson	Defensive	Oct. 3 vs. New Orleans (Week 4)
Neil Lomax	Offensive	Dec. 16 at Washington (Week 16)	Neil Rackers	Special Teams	Oct. 24 vs. Seattle (Week 7)
<b>1985</b>			Bertrand Berry	Defensive	Nov. 14 vs. N.Y. Giants (Week 10)
Leonard Smith	Defensive	Nov. 4 vs. Dallas (Week 9)	<b>2005</b>		
Lonnie Young	Defensive	Dec. 8 vs. New Orleans (Week 14)	Kurt Warner	Offensive	Nov. 20 at St. Louis (Week 11)
<b>1986</b>			Neil Rackers	Special Teams	Oct. 2 vs. San Francisco (Week 4)
Leonard Smith	Defensive	Dec. 7 at Philadelphia (Week 14)	<b>2006</b>		
<b>1987</b>			Kurt Warner	Offensive	Sept. 10 vs. San Francisco (Week 1)
Curtis Greer	Defensive	Sept. 13 at Dallas (Week 1)	<b>2007</b>		
Neil Lomax	Offensive	Dec. 20 at Tampa Bay (Week 15)	Steve Breaston	Special Teams	Sept. 30 vs. Pittsburgh (Week 4)
<b>1988</b>			Rod Hood	Defensive	Oct. 7 at St. Louis (Week 5)
Neil Lomax	Offensive	Oct. 2 at L.A. Rams (Week 5)	Karlos Dansby	Defensive	Nov. 11 vs. Detroit (Week 10)
Freddie Joe Nunn	Defensive	Oct. 30 at Dallas (Week 9)	Antrel Rolle	Defensive	Nov. 18 at Cincinnati (Week 11)
Roy Green	Offensive	Nov. 13 vs. N.Y. Giants (Week 11)	Antrel Rolle	Defensive	Dec. 30 vs. St. Louis (Week 17)
<b>1989</b>			<b>2008</b>		
Tim McDonald	Defensive	Nov. 12 vs. Dallas (Week 10)	Kurt Warner	Offensive	Sept. 14 vs. Miami (Week 2)
<b>1991</b>			Sean Morey	Special Teams	Oct. 12 vs. Dallas (Week 6)
Tim McDonald	Defensive	Oct. 20 vs. Atlanta (Week 8)	Antrel Rolle	Defensive	Nov. 2 at St. Louis (Week 9)
<b>1992</b>			Neil Rackers	Special Teams	Nov. 16 at Seattle (Week 11)
Robert Massey	Defensive	Oct. 4 vs. Washington (Week 5)	Gerald Hayes	Defensive	Dec. 7 vs. St. Louis (Week 14)
Johnny Johnson	Offensive	Nov. 8 at L.A. Rams (Week 10)	<b>2009</b>		
<b>1993</b>			Calais Campbell	Special Teams	Sept. 20 at Jacksonville (Week 2)
Johnny Bailey	Special Teams	Sept. 12 at Washington (Week 2)	Dominique Rodgers-Cromartie	Defensive	Oct. 11 vs. Houston (Week 5)
Eric Swann	Defensive	Oct. 17 vs. Washington (Week 7)	Adrian Wilson	Defensive	Oct. 25 at New York Giants (Week 7)
Ron Moore	Offensive	Dec. 5 vs. L.A. Rams (Week 14)	Kurt Warner	Offensive	Nov. 8 at Chicago (Week 9)
Ron Moore	Offensive	Dec. 26 vs. N.Y. Giants (Week 17)	LaRod Stephens-Howling	Special Teams	Nov. 29 at Tennessee (Week 12)
<b>1994</b>			Kurt Warner	Offensive	Dec. 6 vs. Minnesota (Week 13)
Aeneas Williams	Defensive	Oct. 16 at Washington (Week 7)	Ben Graham	Special Teams	Dec. 20 at Detroit (Week 15)
Seth Joyner	Defensive	Nov. 20 vs. Philadelphia (Week 12)	<b>2010</b>		
<b>1995</b>			Adrian Wilson	Defensive	Sept. 12 at St. Louis (Week 1)
Jeff Feagles	Special Teams	Nov. 26 vs. Atlanta (Week 13)	Jay Feely	Special Teams	Dec. 12 vs. Denver (Week 14)
<b>1996</b>			<b>2011</b>		
LeShon Johnson	Offensive	Sept. 22 at New Orleans (Week 4)	Patrick Peterson	Special Teams	Nov. 6 vs. St. Louis (Week 9)
Kent Graham	Offensive	Sept. 29 vs. St. Louis (Week 5)	Larry Fitzgerald	Offensive	Nov. 13 at Philadelphia (Week 10)
Boomer Esiason	Offensive	Nov. 10 at Washington (Week 11)	Patrick Peterson	Special Teams	Nov. 27 at St. Louis (Week 12)
Boomer Esiason	Offensive	Nov. 24 vs. Philadelphia (Week 13)	<b>2012</b>		
<b>1997</b>			Calais Campbell	Defensive	Sept. 16 at New England (Week 2)
Aeneas Williams	Defensive	Sept. 7 vs. Dallas (Week 2)	Larry Fitzgerald	Offensive	Sept. 23 vs. Philadelphia (Week 3)
<b>1998</b>			<b>2013</b>		
Simeon Rice	Defensive	Sept. 20 vs. Philadelphia (Week 3)	Patrick Peterson	Defensive	Sept. 29 at Tampa Bay (Week 4)
Ronald McKinnon	Defensive	Oct. 11 vs. Chicago (Week 6)	Carson Palmer	Offensive	Nov. 24 vs. Indianapolis (Week 12)
Joe Nedney	Special Teams	Nov. 8 vs. Washington (Week 10)	John Abraham	Defensive	Dec. 8 vs. St. Louis (Week 14)
Tommy Bennett	Defensive	Dec. 13 at Philadelphia (Week 15)	Jay Feely	Special Teams	Dec. 15 at Tennessee (Week 15)
Chris Jacke	Special Teams	Dec. 20 vs. New Orleans (Week 16)	<b>2014</b>		
Kwamie Lassiter	Defensive	Dec. 27 vs. San Diego (Week 17)	Ted Ginn, Jr.	Special Teams	Sept. 14 at New York Giants (Week 2)
<b>1999</b>			Chandler Catanzaro	Special Teams	Oct. 12 vs. Washington (Week 6)
Chris Jacke	Special Teams	Sept. 12 at Philadelphia (Week 1)	Larry Fitzgerald	Offensive	Oct. 26 vs. Philadelphia (Week 8)
<b>2000</b>			Justin Bethel	Special Teams	Nov. 2 at Dallas (Week 9)
Jake Plummer	Offensive	Sept. 10 vs. Dallas (Week 2)	Patrick Peterson	Defensive	Nov. 9 vs. St. Louis (Week 10)
Aeneas Williams	Defensive	Nov. 5 vs. Washington (Week 10)	Chandler Catanzaro	Special Teams	Dec. 11 at St. Louis (Week 15)
<b>2001</b>			<b>2015</b>		
Bill Gramatica	Special Teams	Nov. 18 vs. Detroit (Week 11)	Larry Fitzgerald	Offensive	Sept. 20 at Chicago (Week 2)
Bill Gramatica	Special Teams	Nov. 25 at San Diego (Week 12)	David Johnson	Special Teams	Sept. 20 at Chicago (Week 2)
<b>2002</b>			Tyrann Mathieu	Defensive	Sept. 27 vs. San Francisco (Week 3)
MarTay Jenkins	Special Teams	Sept. 15 at Seattle (Week 2)	Chandler Catanzaro	Special Teams	Dec. 10 vs. Minnesota (Week 14)
Bill Gramatica	Special Teams	Oct. 6 at Carolina (Week 5)	Deone Bucannon	Defensive	Dec. 20 at Philadelphia (Week 15)
Adrian Wilson	Defensive	Oct. 20 vs. Dallas (Week 7)	Dwight Freene	Defensive	Dec. 27 vs. Green Bay (Week 16)
<b>2016</b>			<b>2016</b>		
			Marcus Cooper	Defensive	Sept. 18 vs. Tampa Bay (Week 2)
			David Johnson	Offensive	Oct. 6 at San Francisco (Week 5)
			David Johnson	Offensive	Dec. 4 vs. Washington (Week 13)



## OVERTIME GAMES

Total OT Games: ..... 45      Home: ..... 19-9-2      Winning the Toss: ..... 14-9-3  
 Record: ..... 26-16-3      Road: ..... 7-7-1      Losing the Toss: ..... 12-7

Date	Opponent	Result	Game-winning score	Coin Toss
Sun., Oct. 23, 2016	Seattle Seahawks	T, 6-6	None	Won
Sat., Jan. 16, 2013	Green Bay Packers	W, 26-20	5-yard TD pass, Carson Palmer to Larry Fitzgerald (13:55)	Won
Sun., Dec. 15, 2013	Tennessee Titans	W, 37-34	Jay Feely 41-yard FG (10:18)	Lost
Sun., Oct. 14, 2012	Buffalo Bills	L, 16-19	25-yard Rian Lindell FG (11:10)	Lost
Sun., Sept. 30, 2012	Miami Dolphins	W, 24-21	46-yard Jay Feely FG (8:29)	Won
Sun., Jan. 1, 2012	Seattle Seahawks	W, 23-20	28-yard Jay Feely FG (5:59)	Lost
Sun., Dec. 18, 2011	Cleveland Browns	W, 20-17	22-yard Jay Feely FG (10:56)	Lost
Sun., Dec. 4, 2011	Dallas Cowboys	W, 19-13	52-yard TD pass, Kevin Kolb to LaRod Stephens-Howling	Won
Sun., Nov. 6, 2011	St. Louis Rams	W, 19-13	99-yard Patrick Peterson punt return TD	Won
Sun., Nov. 7, 2010	at Minnesota Vikings	L, 24-27	35-yard Ryan Longwell FG (9:49)	Won
Sun., Jan. 10, 2010	Green Bay Packers	W, 51-45	Dansby 17-yard TD on fumble caused by M. Adams sack (13:42)	Lost
Sun., Oct. 12, 2008	Dallas Cowboys	W, 30-24	M. Beisel 3-yard TD return on S. Morey blocked punt (14:05)	Lost
Sun., Dec. 23, 2007	Atlanta Falcons	W, 30-27	31-yard Neil Rackers FG (9:30)	Won
Sun., Nov. 25, 2007	San Francisco 49ers	L, 31-37	Banta-Cain fumble recovery in endzone (4:56)	Won
Sun., Dec. 12, 2004	San Francisco 49ers	L, 28-31	31-yard Todd Peterson FG (6:22)	Lost
Sun., Oct. 10, 2004	at San Francisco 49ers	L, 28-31	32-yard Todd Peterson FG (3:23)	Lost
Sun., Nov. 30, 2003	St. Louis Rams	L, 27-30	49-yard Jeff Wilkins FG (3:38)	Lost
Sun., Oct. 26, 2003	San Francisco 49ers	W, 16-13	39-yard Tim Duncan FG (4:59)	Won
Sun., Dec. 8, 2002	Detroit Lions	W, 23-20	42-yard Bill Gramatica FG (4:12)	Won
Sun., Oct. 20, 2002	Dallas Cowboys	W, 9-6	40-yard Bill Gramatica FG (11:45)	Lost
Sun., Dec. 2, 2001	at Oakland Raiders	W, 34-31	36-yard Bill Gramatica FG (7:29)	Lost
Sun., Dec. 13, 1998	at Philadelphia Eagles	W, 20-17	32-yard Chris Jacke FG (4:30)	Won
Sun., Nov. 30, 1997	Pittsburgh Steelers	L, 20-26	10-yard Jerome Bettis TD run (5:34)	Won
Sun., Oct. 19, 1997	at Philadelphia Eagles	L, 10-13	24-yard Chris Boniol FG (4:02)	Won
Sun., Sept. 14, 1997	at Washington Redskins	L, 13-19	40-yard TD pass, Gus Frerotte to Michael Westbrook (1:36)	Won
Sun., Sept. 7, 1997*	Dallas Cowboys	W, 25-22	20-yard Kevin Butler FG (8:30)	Lost
Sun., Nov. 10, 1996	at Washington Redskins	W, 37-34	32-yard Kevin Butler FG (14:27)	Won
Sun., Sept. 29, 1996	St. Louis Rams	W, 31-28	24-yard Greg Davis FG (1:54)	Won
Sun., Nov. 26, 1995	Atlanta Falcons	W, 40-37	28-yard Greg Davis FG (1:43)	Lost
Sun., Nov. 12, 1995	Minnesota Vikings	L, 24-30	50-yard TD pass, Warren Moon to Qadry Ismail (2:16)	Lost
Sun., Oct. 29, 1995	Seattle Seahawks	W, 20-14	72-yard Lorenzo Lynch INT return (11:16)	Won
Sun., Oct. 8, 1995	at New York Giants	L, 21-27	58-yard Jessie Armstead INT return (4:05)	Won
Sun., Oct. 27, 1994	Chicago Bears	L, 16-19	27-yard Kevin Butler FG (8:11)	Won
Sun., Oct. 30, 1994	Pittsburgh Steelers	W, 20-17	51-yard Greg Davis FG (1:40)	Lost
Sun., Oct. 16, 1994	at Washington Redskins	W, 19-16	29-yard Todd Peterson FG (10:00)	Lost
Sun., Dec. 19, 1993	at Seattle Seahawks	W, 30-27	41-yard Greg Davis FG (6:45)	Won
Sun., Dec. 7, 1986	at Philadelphia Eagles	T, 10-10	None	Won
Sun., Sept. 8, 1985	at Cleveland Browns	W, 27-24	35-yard Neil O'Donoghue FG (5:27)	Won
Mon., Oct. 24, 1983	New York Giants	T, 20-20	None	Won
Sun., Nov. 9, 1980	Atlanta Falcons	L, 27-33	21-yard Ray Strong TD run (4:20)	Lost
Sun., Sept. 14, 1980	at San Francisco 49ers	L, 21-24	33-yard Ray Werschling FG (4:12)	Won
Sun., Oct. 15, 1978	Dallas Cowboys	L, 21-24	27-yard Rafael Septien FG (3:28)	Lost
Sun., Oct. 31, 1976	San Francisco 49ers	W, 23-20	21-yard Jim Bakken FG (6:42)	Won
Sun., Nov. 16, 1975	Washington Redskins	W, 20-17	37-yard Jim Bakken FG (7:00)	Won
Sun., Sept. 28, 1975	at Dallas Cowboys	L, 31-37	3-yard TD pass, Roger Staubach, to Billy Jo DuPree (7:53)	Won

\* Sunday Night Football

## GETTING HELP AT HOME

Stadium every game has given the Cardinals one of the NFL's most distinct home field advantages.

Dating back to the inaugural year at the stadium in 2006, Arizona's opponents have accumulated 147 accepted false start penalties, the most for any home team in the NFL during that span.



### NFL Leaders – Opponent False Start Penalties (2006-Present)

False Starts	Home Team	Home Stadium
147	Arizona Cardinals	University of Phoenix Stadium
133	Minnesota Vikings	U.S. Bank Stadium/TCF Bank Stadium/Metrodome
131	Seattle Seahawks	CenturyLink Field
129	Detroit Lions	Ford Field
126	Houston Texans	NRG Stadium



## ALL-NFL/POSTSEASON AWARDS

**1960****All-Pro**

Jerry Norton, S (AP, UPI)  
Sonny Randle, E (AP, UPI)

**1961****All-Pro**

Jimmy Hill, DHB (NEA)  
Jerry Norton, S (NEA)

**1963****All-Pro**

Bobby Joe Conrad, FL (AP, UPI)  
Len Gray, G (UPI)  
Larry Wilson, S (UPI)

**1964****All-Pro**

Bob DeMarco, C (NEA)  
Pat Fischer, DB (AP, NEA, UPI)  
Ken Gray, G (AP, UPI)  
Dale Meinert, LB (NEA)

**1965****All-Pro**

Ken Gray, G (UPI)

**1966****All-Pro**

Larry Wilson, S (AP, NEA, UPI)

**1967****All-Pro**

Bob DeMarco, C (AP)  
Ernie McMillan, T (NEA)  
Jackie Smith, TE (UPI)  
Larry Wilson, S (AP, NEA)

**1968****All-Pro**

Larry Wilson, S (AP, NEA, UPI)

**1969****All-Pro**

Larry Wilson, S (AP, NEA, UPI)

**1970****All-Pro**

MacArthur Lane, RB (NEA)  
Roger Wehrli, CB (NEA)  
Larry Wilson, S (PFWA)

**All-NFC**

MacArthur Lane, RB (UPI)  
Ernie McMillan, T (UPI)  
Larry Stallings, LB (UPI)  
Roger Wehrli, CB (UPI)  
Larry Wilson, S (AP, UPI)

**1971****All-NFC**

Ernie McMillan, T (UPI)  
Roger Wehrli, CB (UPI)

**1974****All-Pro**

Mel Gray, WR (NEA)  
Roger Wehrli, CB (NEA)

**All-NFC**

Jim Hart, QB (AP, UPI, *Sporting News*)  
Roger Wehrli, CB (AP, UPI, *Sporting News*)  
**NFC Player-of-the-Year**  
Jim Hart, QB (UPI)  
Terry Metcalf, RB (New York PFWA)

**NFL Coach-of-the-Year**

Don Coryell (AP, *Sporting News*)

**NFC Coach-of-the-Year**

Don Coryell (UPI, PFWA)

(Note: Metcalf was runner-up for NFL MVP by AP and NFC player-of-the-year by UPI.)

**1975****All-Pro**

Jim Bakken, K (AP, NEA, PFWA, *Pro Football Weekly, N.Y. News*)  
Dan Dierdorf, T (PFWA, *N.Y. News*)  
Mel Gray, WR (AP, PFWA, *N.Y. News, Pro Football Weekly, Football News*)  
Terry Metcalf, KR (*Football News*)  
Roger Wehrli, CB (AP, PFWA, *N.Y. News, Pro Football Weekly*)

**All-NFC**

Jim Bakken, K (AP, *Inside Football Report, Pro Football Weekly, Sporting News*)  
Tom Banks, C (Pro Football Weekly)  
Dan Dierdorf, T (AP, UPI, *Inside Football Report, Pro Football Weekly, N.Y. News*)

Mel Gray, WR (AP, UPI, *Inside Football Report, Pro Football Weekly, N.Y. News, Sporting News*)

Terry Metcalf, RB (AP, UPI, *Inside Football Report, Pro Football Weekly, N.Y. News, Sporting News*); (Pro Football Weekly as KR)

Roger Wehrli, CB (AP, UPI, *Inside Football Report, Pro Football Weekly, N.Y. News, Sporting News*)

**NFL MVP**

Terry Metcalf, RB (*N.Y. News*)

**NFC Coach-of-the-Year**

Don Coryell (*Inside Football Report*)

**1976****All-Pro**

Jim Bakken, K (AP, NEA, PFWA, *Pro Football Weekly*)  
Tom Banks, C (AP, *Football Digest*)  
Dan Dierdorf, T (AP, NEA, PFWA, *N.Y. News, N.Y. Post*)  
Conrad Dobler, G (NEA)  
Roger Wehrli, CB (AP, PFWA)

**All-Pro (Second Team)**

Tom Banks, C (NEA, PFWA)

Conrad Dobler, G (AP)

**All-NFC**

Jim Bakken, K (AP, UPI, *Sporting News, N.Y. News, Pro Football Weekly*)  
Conrad Dobler, G (AP, UPI, *Sporting News*)  
Mel Gray, WR (AP, *Sporting News*)  
Roger Wehrli, CB (AP, UPI, *Sporting News, Pro Football Weekly, N.Y. News*)  
Bob Young, G (*N.Y. News*)  
**NFC Offensive Lineman-of-the-Year**  
Dan Dierdorf, T (NFC players)

**1977****All-Pro**

Dan Dierdorf, T (AP, PFWA, NEA)  
Roger Wehrli, CB (AP, NEA)

**All-Pro (Second Team)**

Tom Banks, C (AP)

**All-NFC**

Tom Banks, C (UPI, *Sporting News*)  
Dan Dierdorf, T (UPI, *Sporting News*)  
Bob Young, G (*Sporting News*)  
**NFC Offensive Lineman-of-the-Year**  
Dan Dierdorf, T (NFC players)

**1978****All-Pro**

Dan Dierdorf, T (AP, NEA, PFWA, *Pro Football Weekly*)

**All-NFC**

Dan Dierdorf, T (*Sporting News, UPI*)  
Tom Banks, C (*Sporting News, UPI, Pro Football Weekly*)  
Bob Young, G (*Sporting News, Pro Football Weekly*)

**Honorable Mention All-NFC**

Ken Stone, S (UPI)  
Pat Tilley, WR (UPI)  
Roger Wehrli, CB (UPI)

**All-Rookie NFC**

Ken Greene, S (UPI, *Pro Football Weekly*)  
**NFC Offensive Lineman-of-the-Year**  
Dan Dierdorf, T (NFC players)

**1979****All-Pro**

Ottis Anderson, RB (AP, PFWA)  
Bob Young, G (AP, *Pro Football Weekly*)

**All-NFC**

Ottis Anderson, RB (UPI, *Sporting News, Pro Football Weekly*)  
Tom Banks, C (UPI, *Sporting News*)  
Roy Green, KR (*Sporting News, Pro Football Weekly*)  
Roger Wehrli, CB (UPI, *Sporting News, Pro Football Weekly*)  
Bob Young, G (UPI, *Sporting News, Pro Football Weekly*)

**NFL All-Rookie**

Ottis Anderson, RB (*Pro Football Weekly, UPI, Football Digest*)

Joe Bostic, T (*Football Digest*)

**NFL Player-of-the-Year**

Ottis Anderson, RB (AP, UPI, *Sporting News, Pro Football Weekly, PFWA, Football Digest, Offense-N.Y. News*)

**NFC Rookie-of-the-Year**

Ottis Anderson, RB (UPI, *Sporting News*)

**1980****All-Pro**

Pat Tilley, WR (*Sports Illustrated*)  
Dan Dierdorf, T (NEA)

**NFL All-Rookie**

Rush Brown, T (UPI, *Pro Football Weekly, Football Digest*)

**All-NFC (Second Team)**

Ottis Anderson, RB (AP, UPI)  
Dan Dierdorf, T (AP, UPI)  
Pat Tilley, WR (UPI)

**1981****All-Pro**

Roy Green, WR/DB (*Sports Illustrated*)

**All-NFC**

Roy Green, WR/DB (*Pro Football Weekly*)  
**NFL All-Rookie**  
Neil Lomax, QB (UPI, PFWA, *Football Digest, Pro Football Weekly*)  
E.J. Junior, LB (UPI, *Football Digest, Pro Football Weekly*)  
Carl Birdsong, P (UPI)  
Stump Mitchell, RB (*Pro Football Weekly*)  
Greg LaFleur, TE (PFWA, *Football Digest*)

**1982****NFL All-Rookie**

Luis Sharpe, T (*Pro Football Weekly, PFWA, Football Digest*)  
Tootie Robbins, T (*Football Digest, Pro Football Weekly, PFWA*)  
Benny Perrin, S (*Pro Football Weekly, PFWA*)



## 1983

### All-Pro

Roy Green, WR (AP, NEA, PFWA, *Football Digest*, *Pro Football Weekly*, *Sporting News*, *College & Pro Football Newsweekly*, *Football Digest*)

### All-NFC

Carl Birdsong, P (UPI, *Pro Football Weekly*)  
Roy Green, WR (UPI, *Pro Football Weekly*)

## 1984

### All-Pro

Roy Green, WR (AP, NEA, PFWA, *Sporting News*, *College & Pro Football Newsweekly*, *Pro Football Weekly*, *Football Digest*, *Seagram Sports Award*)

E.J. Junior, ILB (AP, NEA, PFWA, *Football Digest*)

### All-NFC

Roy Green, WR (UPI, *Pro Football Weekly*)  
E.J. Junior, ILB (UPI)  
Curtis Greer, DE (UPI)  
Stump Mitchell, KR (*Pro Football Weekly*)  
Randy Clark, C (NEA)  
Luis Sharpe, T (UPI)  
Neil Lomax, QB (UPI)

## 1985

### All-NFC

E.J. Junior, ILB (UPI)

### All-Rookie

Lance Smith, T (UPI)  
Freddie Joe Nunn, DLB (UPI, *Football Digest*)  
Lonnie Young, S (UPI, *Football Digest*)

## 1986

### All-Pro (Second Team)

Leonard Smith, SS (AP, UPI, NEA)  
Vai Sihakema, PR-KR (AP)

### All-NFC

Vai Sihakema, PR-KR (*Pro Football Weekly*)  
Ron Wolfley, Special Teams (PFWA)

### All-Rookie

Gene Chilton, C (*Pro Football Weekly*)  
Vai Sihakema, PR-KR (*Pro Football Weekly*)  
John Lee, K (PFWA, *Pro Football Weekly*)

## 1987

### All-Pro

J.T. Smith, WR (*Pro Football Weekly*, *Sporting News*)

Ron Wolfley, special teams (*Pro Football Weekly*)

Vai Sihakema, KR (AP)

### All-Pro (Second Team)

Robert Awalt, TE (NEA)  
Luis Sharpe, T (UPI)  
J.T. Smith, WR (AP, *Sporting News*)

### NFL All-Rookie

Robert Awalt, TE (UPI, PFWA, *Pro Football Weekly*, *Football Digest*)  
Todd Peat, G (UPI, PFWA, *Pro Football Weekly*, *Football Digest*)

### All-NFC

Leonard Smith, SS (Football News)  
J.T. Smith, WR (UPI)

### All-NFC (Second Team)

Neil Lomax, QB (UPI)

### NFL Rookie-of-the-Year

Robert Awalt, TE (*Sporting News*)

### NFC Rookie-of-the-Year

Robert Awalt, TE (UPI)

## 1988

### All-Pro (Second Team)

Luis Sharpe, T (AP)  
**All-Pro (Honorable Mention)**  
Derek Kennard, C (AP)  
Freddie Joe Nunn, DE (AP)  
Lonnie Young, FS (AP)

### All-NFC

Luis Sharpe, T (UPI)  
**All-NFC (Second Team)**  
Freddie Joe Nunn, DE (UPI)

## 1989

### All-Pro (Second Team)

Rich Camarillo, P (AP)  
**All-NFC**  
Tim McDonald, S (UPI, *Pro Football Weekly*)  
Ron Wolfley, special teams (*Pro Football Weekly*)

### All-NFC Second Team

Rich Camarillo, P (UPI)  
**All-Rookie**  
Eric Hill, LB (UPI, *Pro Football Newsweekly*, *Pro Football Weekly*, *Football Digest*)  
Joe Wolf, T (UPI, *Pro Football Newsweekly*, *Pro Football Weekly*, *Football Digest*)  
Jim Wahler, DT (*Pro Football Newsweekly*, *Pro Football Weekly*)

## 1990

### All-Pro (Second Team)

Luis Sharpe, T (AP)  
Rich Camarillo, P (UPI)  
**NFL Rookie-of-the-Year**  
Johnny Johnson, RB (*Football Digest*)

### NFL Offensive Rookie-of-the-Year

Johnny Johnson, RB (*College & Pro Football Newsweekly*)

### NFL All-Rookie

Johnny Johnson, RB (UPI, PFWA, *Pro Football Weekly*, *College & Pro Football Newsweekly*, *Football Digest*, *Football News*)  
Ricky Proehl, WR (UPI, PFWA, *Pro Football Weekly*, *College & Pro Football Newsweekly*, *Football Digest*)

## 1991

### All-Pro

Tim McDonald, SS (AP)  
**All-Pro (Second Team)**  
Tim McDonald, SS (NEA)  
**NFL All-Rookie Team**  
Aeneas Williams, CB (PFWA, *College & Pro Football Newsweekly*, *Pro Football Weekly*, *Football News*, *Football Digest*)

### All-NFC

Rich Camarillo, P (UPI, *Pro Football Weekly*)  
Tim McDonald, SS (*Pro Football Weekly*, *Football News*)

## 1992

### All-Pro

Rich Camarillo, P (PFWA, *Pro Football Weekly*, AP)  
Tim McDonald, SS (NEA)  
**All-Pro (Second Team)**  
Rich Camarillo, P (NEA)  
Tim McDonald, SS (AP, *College & Pro Football Newsweekly*)

### All-NFC

Rich Camarillo, P (UPI)  
Johnny Bailey, KR (UPI)

### Golden Toe Award

Rich Camarillo, P

## 1993

### All-Pro (Second Team)

Rich Camarillo, P (AP, *College & Pro Football Newsweekly*)

### All-NFC

Rich Camarillo, P (UPI, *Football News*)

## 1994

### All-Pro

Aeneas Williams, CB (*Sports Illustrated*, *USA Today*)

Jeff Feagles, P (*USA Today*)

### All-Pro (Second Team)

Aeneas Williams, CB (AP, *College & Pro Football Newsweekly*, *Football Digest*)

### All-NFC

Aeneas Williams, CB (*Football News*, UPI)

### All-NFC (Second Team)

Seth Joyner, LB (UPI)

### All-Rookie

Anthony Redmon, G (*Football News*, *Pro Football Weekly*, PFWA)

## 1995

### All-Pro

Larry Centers, RB (*Sports Illustrated*)  
Eric Swann, DT (*The Sporting News*)  
Aeneas Williams, CB (AP, *College & Pro Football Newsweekly*, *Pro Football Weekly*, PFWA, *The Sporting News*, *USA Today*)

### All-Pro (Second Team)

Larry Centers, RB (*College & Pro Football Newsweekly*)

Jeff Feagles, P (*Football Digest*)

Eric Hill, LB (*Football Digest*)

Aeneas Williams, CB (*Football Digest*)

### All-NFC

Jeff Feagles, P (*Football News*, UPI)  
Aeneas Williams, CB (*Football News*, UPI)

### All-NFC (Second Team)

Eric Swann, DT (UPI)

## 1996

### All-Pro

Larry Centers, FB (AP, *Football Digest*, *Sports Illustrated*)  
Eric Swann, DT (*College & Pro Football Newsweekly*)  
Aeneas Williams, CB (*Pro Football Weekly*/PFWA)

### All-Pro (Second Team)

Aeneas Williams, CB (*Football Digest*)

### All-NFC

Lomas Brown, T (*Football News*)  
Aeneas Williams, CB (*Football News*, UPI)

### All-NFC (Second Team)

Seth Joyner, LB (UPI)

Simeon Rice, DE (UPI)

Eric Swann, DT (UPI)

### All-Rookie

Simeon Rice, DE (*College & Pro Football Newsweekly*, *Football News*, *Pro Football Weekly*/PFWA)

Aaron Graham, C (*Pro Football Weekly*/PFWA)

### Defensive Rookie-of-the-Year

Simeon Rice, DE (AP, *Pro Football Weekly*/PFWA, *College & Pro Football Newsweekly*)

### NFC Rookie-of-the-Year

Simeon Rice, DE (UPI)

**1997****All-Pro**

Aeneas Williams, CB (AP, *Sports Illustrated*, *Pro Football Weekly*, *The Sporting News*, *Football Digest*, *USA Today*)

Rob Moore, WR (AP, *Sports Illustrated*, *Pro Football Weekly*, *College & Pro Football Weekly*, *Football Digest*)

**All-Pro (Second Team)**

Aeneas Williams, CB (*College & Pro Football Weekly*)

**All-NFC**

Rob Moore, WR (*Pro Football Weekly*)  
Aeneas Williams, CB (*Pro Football Weekly*, *Football News*)

**All-Rookie**

Jake Plummer, QB (*Pro Football Weekly*, *College & Pro Football Weekly*, *Football News*)

Mark Smith, DT (*College & Pro Football Weekly*)

**1998****All-Pro (Second Team)**

Kwame Lassiter, FS (*College & Pro Football Weekly*)

**All-Rookie**

Andre Wadsworth, DE (*College & Pro Football Newsweekly*, *Pro Football Weekly*, *Football Digest*)

Corey Chavous, CB (*College & Pro Football Newsweekly*)

**1999****All-Pro (Second Team)**

Simeon Rice, DE (AP, *Football Digest*)

**2000****All-Pro**

Pat Tillman, S (*Sports Illustrated*)

**All-Pro (Second Team)**

Scott Player, P (*Pro Football Weekly*)

MarTay Jenkins, KR (*Football Digest*)

**All-NFL (First Team)**

Scott Player, P (*Football News*)

**2001****All-Pro**

David Boston, WR (*Associated Press*, *Sports Illustrated*, *Pro Football Weekly*, *The Sporting News*)

**All-Pro (Second Team)**

David Boston, WR (*Football Digest*, *College & Pro Football Newsweekly*)

**All-Rookie (First Team)**

Leonard Davis, G (*Pro Football Weekly*, *Football News*)

Arnold Jackson, PR (*Football News*)

**All-NFC (First Team)**

David Boston, WR (*Pro Football Weekly*, *Football News*)

**2003****Offensive Rookie-of-the-Year**

Anquan Boldin, WR (Associated Press, *Pro Football Weekly*/PFWA, *Football Digest*)

**Rookie-of-the-Year**

Anquan Boldin, WR (*The Sporting News*, *Sports Illustrated*)

**All-Pro**

Anquan Boldin, WR (Associated Press, *Sports Illustrated*, *Pro Football Weekly*, *The Sporting News*)

**All-Rookie (First Team)**

Anquan Boldin, WR (*Pro Football Weekly*)

**2004****All-Pro (Second Team)**

Bertrand Berry, DE (Associated Press, *College & Pro Football Weekly*)

**All-Conference**

Bertrand Berry, DE (*Pro Football Weekly*)

**All-Rookie**

Karlos Dansby (*Pro Football Weekly*)

Darnell Dockett (*Pro Football Weekly*)

Alex Stepanovich (*Pro Football Weekly*)

**2005****All-Pro**

Neil Rackers, K (Associated Press, *Sports Illustrated*, *Pro Football Weekly*, *Sporting News*)

**All-Conference**

Neil Rackers, K (*Pro Football Weekly*)

**All-NFL**

Neil Rackers, K (Associated Press, *Pro Football Weekly*)

**2006****All-Pro (Second Team)**

Adrian Wilson, SS (AP)

**All-NFL**

Adrian Wilson, SS (PFW) (*The Sporting News*)

**All Conference**

Adrian Wilson, SS (PFW)

**2007****All-Pro (First Team)**

Larry Fitzgerald, (AP) (*The Sporting News*)

**All-Pro (Second Team)**

Adrian Wilson, (AP)

**All-NFL**

Larry Fitzgerald, (PFW/PFWA)

**All-NFC**

Larry Fitzgerald, (PFW/PFWA)

Adrian Wilson, (PFW/PFWA)

Sean Morey, (PFW/PFWA)

**All-Rookie**

Dominique Rodgers-Cromartie (*The Sporting News*) (PFW/PFWA)

**2008****All-Pro (First Team)**

Larry Fitzgerald, WR (AP) (*The Sporting News*)

**All-Pro (Second Team)**

Adrian Wilson, SS (AP)

**All-NFL**

Larry Fitzgerald, WR (PFW/PFWA)

**All-NFC**

Larry Fitzgerald, WR (PFW/PFWA)

Adrian Wilson, SS (PFW/PFWA)

Sean Morey, ST (PFW/PFWA)

**All-Rookie**

Dominique Rodgers-Cromartie, CB (*The Sporting News*) (PFW/PFWA)

**2009****All-Pro (First Team)**

Adrian Wilson, SS (AP)

**All-Pro (Second Team)**

Larry Fitzgerald, WR (AP)

Darnell Dockett, DT (AP)

**All-Pro (Sporting News)**

Larry Fitzgerald, WR, Darnell Dockett, DT

**All-NFL**

Adrian Wilson, SS (PFW/PFWA)

**All-Rookie**

Beanie Wells, RB (PFWA)

LaRod Stephens-Howling, ST (PFWA)

**2011****All-Pro (First Team)**

Patrick Peterson, KR (AP)

**All-Pro (Second Team)**

Larry Fitzgerald, WR (AP)

**All-NFL**

Patrick Peterson, PR (PFW/PFWA)

**All-Rookie**

Patrick Peterson, CB/PR (PFW/PFWA)

**All-Pro (Sporting News)**

Patrick Peterson, PR

**2012****All-Pro (Second Team)**

Daryl Washington, LB (AP)

**2013****All-Pro (First Team)**

Patrick Peterson, CB (AP)

**All-Pro (Second Team)**

Karlos Dansby, LB (AP)

**All-NFL**

Patrick Peterson, CB (PFWA)

Justin Bethel, ST (PFWA)

**All-NFC**

Patrick Peterson, CB (PFWA)

Justin Bethel, ST (PFWA)

**All-Rookie**

Tyrann Mathieu, CB (PFWA)

Daryl Washington, LB (AP)

**Executive of the Year**

Steve Keim (Pro Football Talk)

**2014****All-Pro (Second Team)**

Calais Campbell, DE (AP)

**All-NFC**

Justin Bethel, ST (PFWA)

Calais Campbell, DE (PFWA)

**All-Rookie**

Deonane Bucannon, S (PFWA)

Steve Keim (Sporting News, Pro Football Talk)

**Coach of the Year**

Bruce Arians (AP, PFWA, Sporting News)

**2015****All-Pro (First Team)**

Tyrann Mathieu, S (AP)

Patrick Peterson, CB (AP)

**All-Pro (Second Team)**

Mike Iupati, G (AP)

Carson Palmer, QB (AP)

**All-NFL**

Justin Bethel, ST (PFWA)

Tyrann Mathieu, S (PFWA)

Patrick Peterson, CB (PFWA)

**All-NFC**

Justin Bethel, ST (PFWA)

Tyrann Mathieu, S (PFWA)

Patrick Peterson, CB (PFWA)

**Comeback Player of the Year**

Carson Palmer, QB (Sporting News)

**FedEx Air Player of the Year**

Carson Palmer, QB

**2016****All-Pro (First Team)**

David Johnson, Flex (AP)

**All-Pro (Second Team)**

Calais Campbell, DT (AP)

**All-NFL**

David Johnson, RB (PFWA)

**All-NFC**

David Johnson, RB (PFWA)

Patrick Peterson, CB (PFWA)





## DRAFT HISTORY

### CARDINALS FIRST-ROUND DRAFT CHOICES

Year	Player (overall pick)	Position	School	Year	Player (overall pick)	Position	School
2017	Haason Reddick (13)	LB	Temple	1976	Mike Dawson (22)	DT	Arizona
2016	Robert Nkemdiche (29)	DT	Mississippi	1975	Tim Gray (21)	CB	Texas A&M
2015	D.J. Humphries (24)	T	Florida	1974	J.V. Cain (7)	TE	Colorado
2014	Deone Bucannon (27)	S	Washington State	1973	Dave Butz (5)	DT	Purdue
2013	Jonathan Cooper (7)	G	North Carolina	1972	Bobby Moore (4)	WR	Oregon
2012	Michael Floyd (13)	WR	Notre Dame	1971	Norm Thompson (17)	DB	Utah
2011	Patrick Peterson (5)	CB	Louisiana State	1970	Larry Stegert (8)	RB	Texas A&M
2010	Dan Williams (26)	DT	Tennessee	1969	Roger Wehri (19)	DB	Missouri
2009	Beanie Wells (31)	RB	Ohio State	1968	MacArthur Lane (13)	WR	Utah State
2008	Dominique Rodgers-Cromartie (16)	CB	Tennessee State	1967	Dave Williams (16)	RB	Washington
2007	Levi Brown (5)	T	Penn State	1966	Carl McAdams (8)	LB	Oklahoma
2006	Matt Leinart (10)	QB	Southern California	1965	Joe Namath (12)	QB	Alabama
2005	Antrel Rolle (8)	CB	Miami (Fla.)	1964	Ken Kortas (9)	T	Louisville
2004	Larry Fitzgerald (3)	WR	Pittsburgh	1963	Jerry Stovall (2)	HB	Louisiana State
2003	Bryant Johnson (17)	WR	Penn State		Don Brumm (13)	E	Purdue
	Calvin Pace (18)	DE	Wake Forest	1962	Fate Echlos (6)	T	Northwestern
	Wendell Bryant (12)	DE	Wisconsin		Irv Goode (12)	C	Kentucky
2001	Leonard Davis (2)	T	Texas	1961	Ken Rice (8)	T	Auburn
2000	Thomas Jones (7)	RB	Virginia	1960	George Izo (2)	QB	Notre Dame
1999	David Boston (8)	WR	Ohio State	1959	Billy Stacy (3)	B	Mississippi State
	L.J. Shelton (21)	T	Eastern Michigan	1958	King Hill (bonus choice)	QB	Rice
1998	Andre Wadsworth (3)	DE	Florida State		John David Crow (1)	B	Texas A&M
1997	Tom Knight (9)	CB	Iowa	1957	Jerry Tubbs (9)	C	Oklahoma
1996	Simeon Rice (3)	DE	Illinois	1956	Joe Childress (6)	B	Auburn
1995	Traded			1955	Max Boydston (1)	E	Oklahoma
1994	Jamir Miller (10)	OLB	UCLA	1954	Lamar McHan (1)	QB	Arkansas
1993	Garrison Hearst (3)	RB	Georgia	1953	Johnny Olszewski	B	California
	Ernest Dye (18)	T	South Carolina	1952	Ollie Matson (2)	B	San Francisco
1992	Traded			1951	Jerry Groom (5)	C	Notre Dame
1991	Eric Swann (6)	DL	None	1950	Choice to L.A. Rams		
1990	None			1949	Bill Fischer	G	Notre Dame
1989	Eric Hill (10)	LB	Louisiana State	1948	Jim Spavital	B	Oklahoma State
	Joe Wolf (17)	OL	Boston College	1947	DeWitt "Tex" Coulter (6)	T	Army
1988	Ken Harvey (12)	OLB	California	1946	Dub Jones (1)	B	Tulane
1987	Kelly Stouffer (6)	QB	Colorado State	1945	Charley Trippi (1)	B	Georgia
1986	Anthony Bell (5)	LB	Michigan State	1944	Pat Harder (2)	B	Wisconsin
1985	Freddie Joe Nunn (18)	LB	Mississippi	1943	Glenn Dobbs (3)	B	Tulsa
1984	Clyde Duncan (17)	WR	Tennessee	1942	Steve Lach (4)	G	Duke
1983	Leonard Smith (17)	CB	McNeese State		Lloyd Cheatham (14)	B	Auburn
1982	Luis Sharpe (16)	T	UCLA	1941	John Kimbrough (2)	B	Texas A&M
1981	E.J. Junior (5)	LB	Alabama	1940	George Cafego (1)	B	Tennessee
1980	Curtis Greer (6)	DE	Michigan	1939	Ki Aldrich (1)	C	Texas Christian
1979	Steve Anderson (8)	RB	Miami (Fla.)	1938	Jack Robbins (5)	B	Arkansas
1978	Tom Little (15)	P/K	Arkansas		Milt Popovich (15)	B	Montana
1978	Ken Greene (19)	DB	Washington State	1937	Ray "Buzz" Buivid (3)	B	Marquette
1977	Steve Pisarkiewicz (19)	QB	Missouri	1936	Jim Lawrence (5)	B	Texas Christian

### Round - Name, Position, School (Overall)

#### 2017

- Haason Reddick, LB, Temple (13)
- Budda Baker, S, Washington (36)
- Chad Williams, WR, Grambling St. (98)
- Dorian Johnson, G, Pittsburgh (115)
- Will Holden, T, Vanderbilt (157)
- T.J. Logan, RB, North Carolina (179)
- Rudy Ford, CB, Auburn (208)

#### 2016

- Robert Nkemdiche, DT, Mississippi (29)
- Brandon Williams, CB, Texas A&M (92)
- Evan Boehm, C, Missouri (128)
- Marqui Christian, S, Midwestern State (167)
- Cole Toner, G, Harvard (170)
- Harlan Miller, CB, SE Louisiana (205)

#### 2015

- D.J. Humphries, T, Florida (24)
- Markus Golden, OLB, Missouri (58)
- David Johnson, RB, Northern Iowa (86)
- Rodney Gunter, DE, Delaware State (116)
- Shaq Riddick, OLB, West Virginia (158)
- J.J. Nelson, WR, Alabama-Birmingham (159)
- Gerald Christian, TE, Louisville (256)

#### 2014

- Deone Bucannon, S, Washington State (27)
- Troy Niklas, TE, Notre Dame (52)
- Kareem Martin, DE, North Carolina (84)
- John Brown, WR, Pittsburg State (91)
- Logan Thomas, QB, Virginia Tech (120)
- Ed Stinson, DE, Alabama (160)
- Walt Powell, LB, Murray State (196)

#### 2013

- Jonathan Cooper, G, North Carolina (7)
- Kevin Minter, LB, Louisiana State (45)
- Tyrann Mathieu, S, Louisiana State (69)
- Alex Okafor, LB, Texas (103)
- Earl Watford, G, James Madison (116)
- Stepfan Taylor, RB, Stanford (140)
- Ryan Swope, WR, Texas A&M (174)
- Andre Ellington, RB, Clemson (187)
- D.C. Jefferson, TE, Rutgers (219)

#### 2012

- Michael Floyd, WR, Notre Dame (13)
- Jamell Fleming, CB, Oklahoma (80)
- Bobby Massie, T, Mississippi (112)
- Senio Kelemete, G, Washington (151)
- Justin Bethel, S, Presbyterian (177)
- Ryan Lindley, QB, San Diego State (185)
- Nate Potter, T, Boise State (221)

#### 2011

- Patrick Peterson, CB, Louisiana State (5)
- Ryan Williams, RB, Virginia Tech (38)
- Rob Housler, TE, Florida Atlantic (69)
- Sam Acho, LB, Texas (103)
- Anthony Sherman, FB, UConn (136)
- Quan Sturdivant, LB, North Carolina (171)
- David Carter, DE, UCLA (184)
- DeMarco Sampson, WR, San Diego State (249)

#### 2010

- Dan Williams, DT, Tennessee (26)
- Daryl Washington, LB, Texas Christian (47)
- Andre Roberts, WR, The Citadel (88)

- O'Brien Schofield, OLB, Wisconsin (130)
- John Skelton, QB, Fordham (155)
- Jorrick Calvin, CB, Troy (201)
- Jim Gray, TE, Stanford (233)

#### 2009

- Beanie Wells, RB, Ohio State (31)
- Cody Brown, OLB, UConn (63)
- Rashad Johnson, S, Alabama (95)
- Greg Toler, CB, Saint Paul's College (131)
- Herman Johnson, G, Louisiana State (167)
- Will Davis, OLB, Illinois (204)
- LaRod Stephens-Howling, RB, Pittsburgh (240)
- Trevor Canfield, G, Cincinnati (254)

#### 2008

- Dominique Rodgers-Cromartie, CB, Tennessee State (16)
- Calais Campbell, DE, Miami (Fla.) (50)
- Early Doucet, WR, Louisiana State (81)
- Kenny Iwebema, DE, Iowa (116)
- Tim Hightower, RB, Richmond (149)
- Chris Harrington, LB, Texas A&M (185)
- Brandon Keith, T, Northern Iowa (225)

#### 2007

- Levi Brown, T, Penn State (5)
- Alan Branch, DT, Michigan (33)
- Buster Davis, LB, Florida State (69)
- Steve Breaston, WR, Michigan (142)
- Ben Patrick, TE, Delaware (215)

#### 2006

- Matt Leinart, QB, Southern California (10)
- Deuce Lutui, G, Southern California (41)



- Leonard Pope, TE, Georgia (72)
- Gabe Watson, DT, Michigan (107)
- Brandon Johnson, OLB, Louisville (142)
- Jonathan Lewis, DT, Virginia Tech (177)
- Todd Watkins, WR, Brigham Young (218)

## 2005

- Antrel Rolle, CB, Miami (Fla.) (8)
- J.J. Arrington, RB, California (44)
- Eric Green, CB, Virginia Tech (75)
- Darryl Blackstock, LB, Virginia (95)
- Elton Brown, G, Virginia (111)
- Lance Mitchell, LB, Oklahoma (168)
- LeRon McCoy, WR, Indiana (Pa.) (226)

## 2004

- Larry Fitzgerald, WR, Pittsburgh (3)
- Karlos Dansby, LB, Auburn (33)
- Darnell Dockett, DT, Florida State (64)
- Alex Stepanovich, C, Ohio State (100)
- Antonio Smith, DE, Oklahoma State (135)
- Nick Leckey, G, Kansas State (167)
- John Navarre, QB, Michigan (202)

## 2003

- Bryant Johnson, WR, Penn State (17)
- Calvin Pace, DE, Wake Forest (18)
- Anquan Boldin, WR, Florida State (54)
- Gerald Hayes, LB, Pittsburgh (70)
- Kenny King, DE, Alabama (141)
- Reggie Wells, T, Clarion (177)
- Tony Gilbert, LB, Georgia (210)
- Traded to Detroit for WR Larry Foster

## 2002

- Wendell Bryant, DT, Wisconsin (12)
- Levar Fisher, LB, North Carolina State (49)
- Josh McCown, QB, Sam Houston State (81)
- Dennis Johnson, DE, Kentucky (98)
- Nate Dwyer, DT, Kansas (113)
- Jason McAddley, WR, Alabama (149)
- Josh Scobey, RB, Kansas State (185)
- Mike Banks, TE, Iowa State (223)

## 2001

- Leonard Davis, T, Texas (2)
- Kyle Vanden Bosch, DE, Nebraska (34)
- Michael Stone, CB, Memphis (54)
- Adrian Wilson, S, North Carolina State (64)
- Brian Gramatica, K, South Florida (98)
- Marcus Bell, DT, Memphis (123)
- Mario Fatafeh, DT, Kansas State (133)
- Bobby Newcombe, WR, Nebraska (166)
- Renaldo Hill, CB, Michigan State (202)
- Tevita Ofahengaua, TE, Brigham Young (246)

## 2000

- Thomas Jones, RB, Virginia (7)
- Ray Thompson, OLB, Tennessee (41)
- Darwin Walker, DT, Tennessee (71)
- David Barrett, CB, Arkansas (102)
- Mao Tosi, DL, Idaho (136)
- Jay Tant, TE, Northwestern (164)
- Jabari Issa, DL, Washington (176)
- Sékou Sanyika, OLB, California (215)

## 1999

- David Boston, WR, Ohio State (8)
- L.J. Shelton, T, Eastern Michigan (21)
- Johnny Rutledge, LB, Florida (51)
- Thomas Burke, DE, Wisconsin (83)
- Joel Makovicka, FB, Nebraska (116)
- Paris Johnson, S, Miami (Ohio) (155)
- Yusuf Scott, G, Arizona (168)
- Coby Rhinehart, CB, S. Methodist (190)
- Melvin Bradley, LB, Arkansas (202)
- Dennis McKinley, FB, Mississippi St. (206)
- Chris Greisen, QB, N.W. Missouri St. (239)

## 1998

- Andre Wadsworth, DE, Florida State (3)
- Corey Chavous, DB, Vanderbilt (3)
- Anthony Clement, T, S.W. Louisiana (36)

- Michael Pittman, RB, Fresno State (95)
- Terry Hardy, TE, Southern Mississippi (125)
- Zack Walz, LB, Dartmouth (158)
- Phil Savoy, WR, Colorado (193)
- Jo Mo Cousins, DE, Florida A&M (209)
- Pato Tillman, LB/DB, Arizona State (226)
- Ron Janes, FB, Missouri (233)

## 1997

- Tom Knight, CB, Iowa (9)
- Jake Plummer, QB, Arizona State (42)
- Ty Howard, CB, Ohio State (84)
- Chris Dishman, OL, Nebraska (106)
- Chad Carpenter, WR, Washington State (139)
- Rod Brown, FB, North Carolina State (175)
- Tom McCombs, LB, Eastern Kentucky (188)
- Mark Smith, DE, Auburn (212)

## 1996

- Simeon Rice, DE, Illinois (3)
- Leiland McElroy, RB, Texas A&M (32)
- Johnny McWilliams, TE, Southern California (64)
- Aaron Graham, C, Nebraska (112)
- James Dexter, T, South Carolina (137)
- Darryl Stamps, T, Oklahoma (161)
- Hell McGee, CB, Auburn (162)
- Mike Foley, DT, New Hampshire (169)
- Jarius Hayes, TE, North Alabama (212)

## 1995

- Traded to Jets for Rob Moore, WR
- Frank Sanders, WR, Auburn (47)
- Stoney Case, QB, New Mexico (80)
- Traded to Jets for Rob Moore, WR
- Cedric Davis, CB, Tennessee State (150)
- Lance Scott, C, Utah (165)
- Tito Paul, DB, Ohio State (167)
- Anthony Bridges, CB, North Texas State (205)
- Billy Williams, WR, Tennessee (212)
- Wesley Leasy, LB, Mississippi State (224)
- Chad Eaton, DT, Washington State (241)

## 1994

- Jamir Miller, OLB, UCLA (10)
- Chuck Levy, RB, Arizona (38)
- Rich Braham, G, West Virginia (76)
- Eric England, DE, Texas A&M (89)
- Perry Carter, CB, Southern Mississippi (107)
- John Reece, CB, Nebraska (113)
- Terry Irving, OLB, McNeese State (115)
- Anthony Redmon, G, Auburn (139)
- Terry Samuels, TE, Kentucky (172)
- Frank Harvey, FB, Georgia (204)

## 1993

- Garrison Hearst, RB, Georgia (3)
- Ernest Dye, T, South Carolina (18)
- Ben Coleman, T, Wake Forest (32)
- Ronald Moore, RB, Pittsburg State (Kan.) (87)
- Brett Wallerstedt, LB, Arizona State (143)
- Will White, S, Florida (172)
- Chadrick Brown, DE, Mississippi (199)
- Stevie Anderson, WR, Grambling State (215)

## 1992

- Traded to Miami Dolphins Sept. 3, 1991 for Randal Hill, WR.
- Tony Sacca, QB, Penn State (46)
- Ed Cunningham, C, Washington (61)
- Jeff Christy, OL, Pittsburg (91)
- Michael Bankston, NG, Sam Houston St. (100)
- Traded to New Orleans Saints with G Derek Kennard for Robert Massey, CB.
- Brian Brauningner, T, Oklahoma (146)
- Derek Ware, TE, Central State (Okla.) (175)
- Eric Blount, WR, North Carolina (202)
- David Henson, NG, Arkansas Central (229)
- Tyrene Williams, WR, Western Ontario (239)
- Reggie Yarbrough, FB, Calif. St.-Fullerton (259)
- Rob Baxley, T, Iowa (286)
- Lance Wilson, NG, Texas (313)

## 1991

- Eric Swann, DL, None (6)
- Mike Jones, DT, North Carolina State (32)
- Aeneas Williams, CB, Southern (59)
- Dexter Davis, DT, Clemson (86)
- Vance Hammond, DT, Clemson (117)
- Ed Vega, T, Memphis State (144)
- Ivory Lee Brown, RB, Arkansas-Pine Bluff (171)
- Greg Amsler, RB, Tennessee (198)
- Berry Evans, TE, Toledo (204)
- Chris Evans, DE, Oklahoma (209)
- None
- Herbie Anderson, CB, Texas A&I (255)
- Nathan LaDuke, S, Arizona State (282)
- Jeff Bridewell, QB, California-Davis (309)

## 1990

- None. (Exercised in July, 1989 supplemental draft for Timm Rosenbach, QB)
- Anthony Thompson, RB, Indiana (31)
- Ricky Proehl, WR, Wake Forest (58)
- Travis Davis, DL, Michigan State (85)
- Larry Centers, RB, Stephen F. Austin (115)
- Tyrone Shavers, WR, Lamar (142)
- Johnny Johnson, RB, San Jose State (169)
- Mickey Washington, CB, Texas A&M (199)
- David Bavaro, LB, Syracuse (225)
- David Elle, TE, South Dakota (252)
- Dempsey Norman, WR, St. Francis (IL) (282)
- Donnie Riley, RB, Central Michigan (308)
- Ken McMichel, LB, Oklahoma (330)

## 1989

- Eric Hill, LB, Louisiana State (10)
- Joe Wolf, OL, Boston College (17)
- Walter Reeves, TE, Auburn (40)
- Mike Zandfosky, OL, Washington (67)
- Jim Wahler, DL, UCLA (94)
- Richard Tardits, OB, Georgia (123)
- David Edeen, DE, Wyoming (128)
- Jay Taylor, CB, San Jose State (150)
- Rickey Royal, CB, Sam Houston State (177)
- John Burch, RB, Tennessee-Martin (207)
- Kendall Trainor, K, Arkansas (234)
- Chris Becker, P, Texas Christian (261)
- Jeff Hunter, DE, Albany State (Ga.) (291)
- Todd Nelson, OL, Wisconsin (318)

## 1988

- Ken Harvey, OLB, California (12)
- Tony Jeffery, RB, Texas Christian (38)
- Tom Tupa, QB/P, Ohio State (68)
- Michael Brim, CB, Virginia Union (95)
- Chris Gaines, ILB, Vanderbilt (120)
- Tony Jordan, RB, Kansas State (132)
- Jon Phillips, G, Oklahoma (148)
- Ernie Jones, WR, Indiana (179)
- Tim Moore, OLB, Michigan State (206)
- Scott Dill, G, Memphis State (233)
- Andy Schilling, WR, Miami (Ohio) (260)
- Keith McCoy, DB, Fresno State (291)
- Chris Carrier, S, Louisiana State (318)

## 1987

- Kelly Stouffer, QB, Colorado State (6)
- Tim McDonald, DB, Southern California (34)
- Robert Awalt, TE, San Diego State (62)
- Colin Scott, DE, Hawaii (70)
- Rod Saddler, DT, Texas A&M (90)
- George Swarn, RB, Miami (Ohio) (118)
- John Bruno, P, Penn State (126)
- Ilija Jarostchuk, LB, New Hampshire (127)
- Mark Garalczyk, DT, Western Michigan (146)
- Tim Peoples, DB, Washington (174)
- William Harris, TE, Bishop (Texas) (195)
- Steve Alvord, DT, Washington (201)
- Wayne Davis, LB, Alabama (229)
- Charles Wright, DB, Tulsa (257)
- Todd Peat, G, Northern Illinois (285)



## 1986

1. Anthony Bell, LB, Michigan State (5)
2. John Lee, K, UCLA (32)
3. Gene Chilton, C, Texas (59)
4. Carl Carter, CB, Texas Tech (89)
5. Jeff Tupper, DE, Oklahoma (116)
7. Eric Swanson, WR, Tennessee (170)
8. Ray Brown, OL, Arkansas State (201)
9. Kent Kafentzis, S, Hawaii (227)
- 10a. Vai Sikaheima, FB, Brigham Young (254)
- 10b. Wes Smith, WR, East Texas State (255)
11. Wayne Dillard, LB, Alcorn State (281)
12. Kent Austin, QB, Mississippi (312)

## 1985

1. Freddie Joe Nunn, LB, Mississippi (18)
2. Scott Bergold, T, Wisconsin (51)
3. Lance Smith, G, Louisiana State (72)
4. Ron Wolfley, RB, West Virginia (104)
- 5a. K.D. Dunn, TE, Clemson (116)
- 5b. Louis Wong, T, Brigham Young (131)
6. Jay Novacek, WR, Wyoming (158)
8. Rob Monaco, T, Vanderbilt (212)
9. Scott Williams, TE, Georgia (244)
10. Dennis Williams, RB, Furman (271)
11. Ricky Anderson, K, Vanderbilt (298)
12. Lonnie Young, DB, Michigan State (325)

## 1984

1. Clyde Duncan, WR, Tennessee (17)
2. Doug Dawson, G, Texas (45)
3. Rick McIvor, QB, Texas (80)
4. Martin Bayless, S, Bowling Green (101)
- 5a. Jeff Leidung, LB, Texas (129)
- 5b. John Goode, TE, Youngstown State (136)
6. Rod Clark, LB, Southwest Texas State (157)
7. Quentin Walker, RB, Virginia (185)
- 8a. Falaniko Noga, LB, Hawaii (201)
- 8b. Bob Paulling, K, Clemson (213)
9. John Walker, RB, Texas (241)
10. Mark Smythe, DT, Indiana (269)
11. Kyle Mackey, QB, East Texas State (296)
12. Paul Parker G, Oklahoma (325)

## 1983

1. Leonard Smith, CB, McNeese State (17)
2. Cedric Mack, CB, Baylor (44)
3. Ramsey Dardar, DT, Louisiana State (71)
- 4a. Mark Duda, DT, Maryland (96)
- 4b. Lionel Washington, DB, Tulane (103)
5. Steve Bird, WR, Eastern Kentucky (130)
6. George Schmitt, CB, Delaware (157)
7. Carlos Scott, C, Texas (184)
8. Bob Harris, S, Auburn (211)
9. Otis Brown, RB, Jackson State (242)
10. Tim Lucas, LB, California (269)
11. Aaron Williams, RB, Washington (296)
12. James Lane, LB, Alabama State (323)

## 1982

1. Luis Sharpe, T, UCLA (16)
2. David Galloway, DE, Florida (38)
- 3a. Benny Perrin, DB, Alabama (65)
- 3b. Rusty Guilbeau, DE, McNeese State (73)
4. Tootie Robbins, T, East Carolina (90)
- 5a. Vance Bedford, DB, Texas (119)
- 5b. Earl Ferrell, RB, E. Tennessee State (125)
6. Craig Shaffer, LB, Indiana State (150)
7. Bob Sebro, T, Colorado (178)
8. Chris Lindstrom, DT, Boston University (205)
9. Darnell Dailey, LB, Maryland (232)
10. Eddie McGill, TE, Western Carolina (259)
11. James Williams, DE, North Carolina A&T (290)
12. Bob Atha, K, Ohio State (317)

## 1981

1. E.J. Junior, LB, Alabama (5)
2. Neil Lomax, QB, Portland State (33)
3. Jeff Griffin, DB, Utah (61)
4. Steve Rhodes, WR, Oklahoma (88)
5. John Gillen, LB, Illinois (116)
6. Dave Ahrens, LB, Wisconsin (143)

7. Kevin Donnalley, DB, North Dakota State (171)
8. Mike Fisher, WR, Baylor (198)
9. Stump Mitchell, RB, Citadel (226)
- 10a. James Mallard, WR, Alabama (253)
- 10b. Jim Joiner, WR, Miami (263)
11. Mike Sherrod, TE, Illinois (281)
12. Joe Adams, G, Nebraska (309)

## 1980

1. Curtis Greer, DE, Michigan (6)
2. Doug Marsh, TE, Michigan (33)
- 3a. John Sinnott, RT, Brown (60)
- 3b. Charles Baker, LB, New Mexico (81)
4. Rusty Lisch, QB, Notre Dame (89)
5. (Traded to Kansas City)
6. Bill Acker, DT, Texas (142)
7. Ben Apuna, LB, Arizona State (171)
- 8a. Dupree Branch, DB, Colorado State (198)
- 8b. Grant Hudson, DT, Virginia (211)
9. Stafford Mays, DE, Washington (225)
10. Rush Brown, DT, Ball State (255)
11. Delrick Brown, DB, Houston (282)
12. Tyrone Gray, WR, Washington State (309)

## 1979

1. Ottis Anderson, RB, Miami (8)
- 2a. Theotis Brown, RB, UCLA (35)
- 2b. Calvin Favron, LB, Southeast Louisiana (46)
3. Joe Bostic, T, Clemson (64)
4. Roy Green, WR, Henderson State (89)
- 5a. Steve Henry, DB, Emporia State (118)
- 5b. Mark Bell, WR, Colorado State (130)
6. Thomas Lott, RB, Oklahoma (144)
7. Kirk Gibson, WR, Michigan State (173)
8. Larry Miller, LB, Brigham Young (199)
9. Bob Rozier, DE, California (228)
10. Jerry Holloway, TE, Western Illinois (255)
11. Nate Henderson, T, Florida State (283)
12. Rick McBride, LB, Georgia (309)

## 1978

- 1a. Steve Little, P/K, Arkansas (15)
- 1b. Ken Greene, DB, Washington State (19)
2. John Barefield, LB, Texas A&I (42)
3. Doug Greene, DB, Texas A&I (69)
- 4a. George Collins, G, Georgia (96)
- 4b. Jim Childs, WR, Calif. Poly-San Luis Obispo (97)
5. Earl Carr, RB, Florida (124)
6. Jack Williams, DE, Bowling Green (151)
7. Dave Stief, WR, Portland State (181)
9. Joe Mosley, TE, Central State (Ohio) (235)
10. Randy Gill, LB, San Jose State (265)
12. Anthony Clay, LB, South Carolina State (319)

## 1977

- 1a. Traded to Atlanta
- 1b. Steve Pisarkiewicz, QB, Missouri (19)
2. George Franklin, RB, Texas A&I (47)
- 3a. Kurt Allerman, LB, Penn State (78)
- 3b. Terdell Middleton, RB, Memphis State (80)
4. Traded to Cincinnati
- 5a. Ernest Lee, DT, Texas (131)
- 5b. Andy Spiva, LB, Tennessee (135)
6. Traded to Philadelphia
7. Traded to Cleveland
8. Eric Williams, LB, Southern California (216)
9. Johnny Jackson, DT, Southern (243)
10. Jim LeJay, WR, San Jose State (270)
11. Greg Lee, DB, Western Illinois (301)
12. Rick Fenlaw, LB, Texas (328)

## 1976

1. Mike Dawson, DT, Arizona (22)
2. Traded To Buffalo
3. Brad Oates, T, Brigham Young (83)
4. Pat Tilley, WR, Louisiana Tech (114)
5. Wayne Morris, RB, Southern Methodist (141)
6. Traded to San Francisco
7. Phil Rogers, RB, Virginia Tech (203)
8. Randall Burks, WR, S.E. Oklahoma State (233)
9. Traded to Denver
10. Randy Walker, RB, Bethune-Cookman (285)

11. Marty Atkins, S, Texas (315)
12. Traded to Miami
13. Greg Brewton, T, Michigan State (369)
14. Raymond Crosier, DE, Abilene Christian (399)
15. Lee Nelson, S, Florida State (420)
16. Cecil Beaird, WR, Fisk (453)
17. Dan Myers, S, Georgia Tech (483)

## 1975

1. Tim Gray, CB, Texas A&M (21)
2. Jim Germany, RB, New Mexico State (46)
3. Traded to San Francisco
4. Traded to New Orleans
5. Harvey Goodman, T, Colorado (124)
6. Larry Jameson, DT, Indiana (152)
7. Steve Beaird, RB, Baylor (177)
- 8a. John Adams, DT, West Virginia (188)
- 8b. Louis Lauriano, CB, Long Beach State (202)
9. Traded to San Francisco
10. Mike McGraw, LB, Wyoming (255)
11. Jerry Latin, RB, Northern Illinois (280)
12. Ben Jones, WR, Louisiana State (308)
13. Steve Lindgren, DT, Hamline (Minn) (333)
14. Ritch Bahe, WR, Nebraska (358)
15. Ron Franklin, DT, Boise State (386)
16. Mark Miller, WR, Missouri (411)
17. Ken Monroe, RB, Indiana State (436)

## 1974

1. J.V. Cain, TE, Colorado (7)
2. Greg Kindle, T, Tennessee State (33)
3. Steve George, T, Houston (60)
- 4a. Durwood Keeton, DB, Oklahoma (85)
- 4b. Ike Harris, WR, Iowa State (91)
5. Steve Neils, LB, Minnesota (111)
6. Traded to N.Y. Jets
7. Traded to Cleveland
8. Sergio Albert, K, U.S. International (189)
9. Reggie Harrison, RB, Cincinnati (215)
10. Greg Harte, LB, Newberry (S.C.) (251)
11. Traded to N.Y. Jets
12. Roger Wallace, WR, Bowling Green (293)
13. Jimmy Poulis, RB, Georgia (319)
14. Charles Smith, RB, Yankton (SD) (345)
15. Vincent Ancell, DB, Arkansas State (371)
16. Alonzo Emery, RB, Arizona State (397)
17. John Moseley, DB, Missouri (423)

## 1973

1. Dave Butz, DT, Purdue (5)
2. Gary Keithley, QB, Texas-El Paso (45)
- 3a. Fred Sturt, G, Bowling Green (59)
- 3b. Terry Metcalf, RB, Long Beach State (63)
4. Traded to San Diego
5. Tom Brahaney, C, Oklahoma (109)
- 6a. Dwayne Crump, DB, Fresno State (137)
- 6b. Phil Andre, DB, Washington (148)
7. Ken Jones, T, Oklahoma (164)
8. Ken Garrett, RB, Wake Forest (188)
9. Ken King, LB, Kentucky (213)
10. Bonnie Sloan, DT, Austin-Peay (242)
11. Dan Sanspeer, DE, Auburn (267)
12. Dean Unruh, T, Oklahoma (292)
13. Ed Robinson, DB, Lamar (317)
14. Dan Peiffer, G, Southeast Missouri State (346)
15. Mel Parker, LB, Duke (371)
16. Jim Hann, LB, Montana (396)
17. Eric Crone, QB, Harvard (421)

## 1972

1. Bobby Moore, WR, Oregon (4)
2. Mark Arneson, LB, Arizona (32)
3. Tom Beckman, DE, Michigan (57)
- 4a. Jeff Lynam, LB, Brigham Young (82)
- 4b. Martin Imhof, DT, San Diego State (84)
5. Conrad Dobler, G, Wyoming (110)
6. Don Heater, RB, Montana Tech (135)
7. Council Rudolph, DE, Kentucky State (160)
8. Bob Wicks, WR, Utah State (188)
9. Gene Macken, C, South Dakota (213)
- 10a. Eric Washington, DB, Texas-El Paso (238)



- 10b. Mike Franks, QB, E. New Mexico (250)
11. Ron Jones, LB, Arkansas (265)
12. Tommy Gay, DT, Arkansas AM&N (291)
13. Tom Campana, DB, Ohio State (316)
14. Pat McTeer, K, New Mexico State (344)
15. Mark Herman, TE, Yankton (S.D.) (369)
16. Henry Alford, DE, Pittsburgh (394)
17. Kent Carter, LB, Southern California (422)

## 1971

1. Norm Thompson, DB, Utah (17)
2. Dan Dierdorf, T, Michigan (43)
3. Jim Livesay, WR, Richmond (61)
4. Larry Willingham, DB, Auburn (95)
5. Rocky Wallace, LB, Missouri (121)
6. Mel Gray, WR, Missouri (147)
7. Jim Cooch, DB, Colorado (173)
8. Ron Yankowski, DE, Kansas State (199)
9. Mike Savoy, WR, Black Hills (S.D.) (225)
10. Ron Miller, T, McNeese State (251)
11. Rick Ogle, LB, Colorado (277)
12. Tim Von Dalm, QB, Portland State (303)
13. Jeff Allen, DB, Iowa State (329)
14. Doug Klausen, T, Arizona (355)
15. Ted Heiskell, RB, Houston (381)
16. Lawrence Brame, LB, Western Kentucky (407)
17. Preston Watkins, WR, Bluefield State (W.V.) (433)

## 1970

1. Larry Stegent, RB, Texas A&M (8)
- 2a. Jim Corrigan, LB, Kent State (33)
- 2b. Chuck Hutchison, G, Ohio State (38)
- 3a. Charlie Pittman, RB, Penn State (58)
- 3b. Eric Harris, DB, Colorado (69)
- 4a. Greg Lens, DT, Trinity (Texas) (86)
- 4b. Don Parish, LB, Stanford (91)
- 5a. Tom Lloyd, T, Bowling Green (111)
- 5b. Barry Pierson, DB, Michigan (127)
6. James Manuel, T, Toledo (136)
7. Jim McFarland, TE, Nebraska (164)
- 8a. Tom Banks, C, Auburn (189)
- 8b. Mike Holmgren, QB, Southern California (201)
9. Paul White, RB, Texas-El Paso (214)
10. Tony Plummer, DB, Pacific (242)
11. Mike Siwek, DT, Western Michigan (267)
12. Charles Collins, WR, Kansas State (292)
13. Jack Thomas, G, Mississippi State (320)
14. Ray Groth, WR, Utah (345)
15. Ron Wilson, WR, Illinois (370)
16. Gary Fowler, RB, California (398)
17. Cliff Powell, LB, Arkansas (423)

## 1969

1. Roger Wehrli, DB, Missouri (19)
2. Rolf Kruger, DT, Texas A&M (35)
- 3a. Chip Healy, LB, Vanderbilt (71)
- 3b. Terry Brown, DB, Oklahoma State (73)
4. Bill Rhodes, G, Florida State (97)
- 5a. Walter Shockley, RB, San Jose State (108)
- 5b. Gene Huey, FL, Wyoming (123)
6. Amos Van Pelt, RB, Ball State (149)
7. Traded to Pittsburgh
8. Wayne Mulligan, C, Clemson (201)
9. Cal Snowden, DE, Indiana (227)
10. Gerald Warren, K, North Carolina State (252)
11. Gary Kerl, LB, Utah (279)
12. Howard Taylor, RB, New Mexico State (305)
13. Richard Heinz, DT, Santa Barbara (331)
14. Ed Roseborough, QB, Arizona State (357)
15. Fritz Latham, T, Tuskegee (Ala.) (383)
16. Junior Riggins, RB, Kansas (409)
17. George Hummer, C, Arizona State (435)

## 1968

1. MacArthur Lane, RB, Utah State (13)
- 2a. Fred Hyatt, FL, Auburn (40)
- 2b. Robert Atkins, DB, Grambling (42)
3. Traded to Green Bay
- 4a. Don Fitzgerald, RB, Kent State (87)
- 4b. Joe Schmiesing, LB, New Mexico State (96)
5. Rocky Rosema, LB, Michigan (123)

6. Frank Lane, LB, Stephen F. Austin (151)
7. Jerry Henry, FL, Wake Forest (177)
8. Jerry Daanen, FL, Miami (Fla.) (205)
9. Billy Sinkule, DE, Central Michigan (231)
10. Tom Busch, FL/K, Iowa State (259)
11. Larry Slagle, G, UCLA (285)
12. Vern Emerson, T, Minnesota-Duluth (313)
13. Mack Sauls, DB, Southwest Texas (339)
14. Vic Bender, C, N.W. Louisiana State (367)
15. Dave Lovich, DE, Northwest Louisiana (393)
16. Dan Lankas, LB, Kansas State (421)
17. Robert Lee, FL, Minnesota (447)

## 1967

1. Dave Williams, E, Washington (16)
2. Bob Rowe, DE, Western Michigan (43)
3. Vidal Cartin, QB, North Texas State (69)
4. Mike Barnes, DB, Arlington State (97)
4. Andy Bowling, LB, Virginia Tech (105)
5. Jamie Rivers, TE, Bowling Green (123)
6. Mike Campbell, HB, Lenoir-Rhyne (150)
7. Joe Randall, K, Brown (175)
8. Mike Gold, T, Utah State (193)
9. Ted Wheeler, TE, West Texas State (227)
10. Lavern Barrs, DB, Furman (254)
11. Ed Marcontell, G, Lamar Tech (279)
12. Steve Dundas, FL, Pomona (305)
13. Bob Duncum, T, West Texas State (331)
14. Bo Hickey, FB, Maryland (357)
15. Phil Wosilius, LB, Syracuse (383)
16. Phil Spiller, DB, Los Angeles State (410)
17. Terry Bacigalupo, DE, Oklahoma State (435)

## 1966

1. Carl McAdams, LB, Oklahoma (8)
2. Harold Lucas, T, Michigan State (23)
3. Dave Long, DE, Iowa (43)
4. Gary Snook, QB, Iowa (58)
- \*5. Jack Clancy, FL, Michigan (73)
- \*6. Tim Van Galder, QB, Iowa State (88)
- \*7. Charles Artwright, T, Georgia (102)
- \*8. Dan Goich, E, California (121)
- \*9. Charles Bryant, FL, Allen (S.C.) (135)
10. Mike Ringer, HB, Oklahoma (149)
11. Bobby Williams, HB, Central State (Okla.) (163)
12. Rickey Johnson, T, Clemson (177)
13. James Brown, G, Nebraska (196)
- \*14. LaVerle Pratt, LB, Idaho (210)
15. Darryl Alleman, E, Wyoming (224)
16. Dick Kasperer, C, Iowa State (238)
- \*17. Benny Russell, QB, Louisville (252)
18. Willie Jones, DE, Kansas State (271)
19. Tony Golmont, HB, North Carolina State (285)
20. Tom Gallagher, DE, Indiana (299)

## 1965

1. Joe Namath, QB, Alabama (12)
2. Dave Simmons, LB, Georgia Tech (26)
- \*3. Ray Ogden, E, Alabama (40)
4. Johnny Roland, RB, Missouri (54)
5. Bob Bonds, HB, San Jose State (68)
- \*6. Glenn Hines, T, Arkansas (82)
7. Frank Roy, E, Utah (96)
8. John Meyer, LB, Notre Dame (110)
- \*9. Jimmy Heidel, HB, Mississippi (124)
- \*10. Chuck Drulis, Jr., E, Duke (138)
11. Bud French, HB, Alabama (152)
12. Glen Sasser, E, North Carolina State (166)
13. Steve Murphy, HB, Northwestern (180)
14. Mike Alford, C, Auburn (194)
15. Harlan Lane, HB, Baylor (208)
16. Carl Silvestri, HB, Wisconsin (222)
17. Mike Melinkovich, T, Grays Harbor J.C. (Wash.) (236)
18. Ed McQuarters, G, Oklahoma (250)
- \*19. Roy Shivers, HB, Utah State (264)
- \*20. Anthony Giacobazzi, E, Iowa (278)

## 1964

1. Ken Kortas, T, Louisville (9)
2. Herschel Turner, G, Kentucky (24)
- \*3. Remi Prudhomme, T, Louisiana State (37)

4. Traded to N.Y. Giants
- \*5. Charles Brooks, E, Michigan State (65)
6. Richard Bowman, E, Syracuse (80)
- \*7. Jerry Lamb, E, Arkansas (93)
- 8a. Robert Johnson, E, Wisconsin (104)
- 8b. George Bednar, G, Notre Dame (108)
9. Willie Ross, HB, Nebraska (121)
- \*10. Anthony Lawrence, T, Bowling Green (136)
11. Richard Hard, T, Wenatchee Valley J.C. (Wash.) (149)
12. Rick Sortun, G, Washington (164)
13. Jake Adams, E, Virginia Tech (177)
14. Leonard Slaby, C, Syracuse (192)
15. Clifford Stallings, HB, New Mexico (205)
16. Jack Anderson, RB, Ripon (Wisc.) (220)
- \*17. John Evans, T, Memphis (233)
18. Dave Hoover, HB, Iowa State (248)
- \*19. Bob Young, T, Howard Payne (261)
20. Ralph Kubinski, G, Missouri (276)

## 1963

- 1a. Jerry Stovall, HB, Louisiana State (2)
- 1b. Don Brumm, E, Purdue (13)
2. Bob Reynolds, T, Bowling Green (17)
- 2a. Don Brabham, DE, Arkansas (30)
- \*3b. Mike Fracchia, HB, Alabama (33)
4. Don Estes, T, Louisiana State (45)
5. Bill Thornton, HB, Nebraska (58)
6. Bob Paremore, HB, Florida A&M (73)
7. Jim Moss, T, South Carolina (86)
8. Jim Cook, G, Oklahoma (101)
- \*9. Willis Crenshaw, HB, Kansas State (114)
10. Jackie Smith, E, Northwest Louisiana (129)
11. Jim Burson, HB, Auburn (142)
- \*12. Chuck Walker, G, Duke (157)
13. Alex Zyskowski, HB, Wichita State (170)
14. Paul Lea, HB, Oklahoma (185)
15. Ed Scrutchins, E, Toledo (198)
16. John Slatkofsky, T, Notre Dame (213)
17. Dave Meggyesy, LB, Syracuse (226)
18. Larry Stallings, LB, Georgia Tech (241)
19. Darnell Haney, T, Utah State (254)
- \*20. Bill Clay, E, Arkansas (269)

## 1962

- 1a. Fate Echols, T, Northwestern (6)
- 1b. Irv Goode, C, Kentucky (12)
2. Robert Jackson, FB, New Mexico State (19)
3. Charley Bryant, E, Ohio State (34)
- \*4. Roger Kochman, HB, Penn State (47)
5. Bill Rice, E, Alabama (69)
6. John Elwell, E, Purdue (75)
7. Bill Kirchiro, G, Maryland (90)
- \*8. George Cross, T, Auburn (103)
9. Wilburn Hollis, QB, Iowa (118)
10. George Francovitch, G, Syracuse (131)
11. James Saxton, HB, Texas (146)
12. Bob O'Billovich, HB, Montana State (159)
13. Bill Diamond, G, Miami (Fla.) (174)
14. George Mans, E, Michigan (187)
15. Dick Barlund, E, Maryland (202)
16. Bill Wegener, G, Missouri (215)
17. Don Kasso, HB, Oregon State (230)
18. Don Donatelli, C, Florida State (243)
19. Don Smith, HB, Langston (Okla.) (258)
20. Judge Dickson, HB, Minnesota (271)

## 1961

1. Ken Rice, T, Auburn (8)
2. Fred Arbanas, E, Michigan State (22)
- \*3. Billy Wilson, T, Auburn (31)
4. Ron McDole, T, Nebraska (50)
5. Glenn Bass, WR, East Carolina (64)
- 6a. Dale Evans, HB, Kansas State (78)
- \*6b. Dick Thornton, QB, Northwestern (83)
- \*7a. George Hultz, T, Southern Mississippi (92)
- 7b. Al Bemiller, C, Syracuse (94)
8. Marshall Starks, HB, Illinois (106)
- \*9. Charles Graning, HB, Georgia Tech (120)
- \*10. Jim King, T, Clemson (134)
11. Bill Kinnume, G, Washington (148)
12. Mike Stock, HB, Northwestern (162)





- Ernie McMillan, T, Eastern Illinois (176)
- Bob Elliot, FB, North Carolina (190)
- Mel West, HB, Missouri (204)
- Jake Bradley, T, Florida A&M (218)
- Pat Fischer, HB, Nebraska (232)
- Art Browning, G, Duke (246)
- Dick Schnell, T, Wyoming (260)
- Leo Reed, E, Colorado State (274)

## 1960

- George Izo, QB, Notre Dame (2)
- Harold Olson, T, Clemson (13)
- Mike McGee, G, Duke (14)
- Hugh McInnis, E, Southern Mississippi (26)
- Charles Ellzey, C, Southern Mississippi (29)
- Willie West, HB, Oregon (37)
- Silas Woods, E, Marquette (38)
- Bill Burrell, LB, Illinois (50)
- George Phelps, HB, Cornell (54)
- Ed Mazurek, T, Xavier (Ohio) (60)
- Jack Lee, QB, Cincinnati (61)
- Larry Wilson, HB, Utah (74)
- Wayne Crow, HB, California (85)
- Dewitt Hoopes, T, Northwestern (98)
- \*10a. Charley Johnson, QB, New Mexico State (109)
- 10b. Paul Oglesby, T, UCLA (113)
- Robert Towns, HB, Georgia (122)
- Tom Chapman, E, Detroit (133)
- Vic Jones, HB, Indiana (146)
- \*14. Bob DeMarco, T, Dayton (157)
- Frank Mestnik, HB, Marquette (170)
- Jim Hunt, T, Prairie View (181)
- Joe Davis, T, The Citadel (194)
- Bob Haas, HB, Missouri (205)
- Herman Alexander, T, Findlay (Ohio) (218)
- Thomas Day, G, North Carolina A&T (229)

## 1959

- Billy Stacy, B, Mississippi State (3)
- Jerry Wilson, E, Auburn (14)
- Jimmy Butler, B, Vanderbilt (27)
- Ken Beck, T, Texas A&M (38)
- Maury Schleicher, E, Penn State (50)
- 5.b Ted Bates, T, Oregon State (from Wash.) (52)
- 6a. Tom Redmond, T, Vanderbilt (63)
- 6b. Mac Lewis, T, Iowa (from Detroit) (64)
- Choice to San Francisco
- Choice to Cleveland
- Gary Ferguson, T, Southern Methodist (98)
- Emil DeCantis, B, North Carolina (111)
- Floyd Faucette, B, Georgia Tech (122)
12. Ted Edmondson, E, Hardin-Simmons (135)
- Pat Lamberti, E, Richmond (146)
- Bob Bobo, T, Texas-El Paso (159)
- John Schroeder, E, North Carolina (170)
- John Dingens, T, Detroit (183)
- Pete Hart, B, Hardin-Simmons (194)
- Darrell DeBecker, T, Illinois (207)
- Billy Dunn, B, Southern Methodist (218)
- Jerry Lee Murphy, T, Ohio State (231)
12. Dale Memmelaar, G, Wyoming (242)
- Glenn Shamblin, B, West Virginia (255)
- Freddie Glick, B, Colorado State (266)
- Jim Reed, G, East Texas State (279)
- Jim Jeffrey, T, Auburn (290)
- Joe Chua, C, Southern California (303)
- Bob Corrigan, G, Indiana (314)
- Don Fleming, B, Florida (327)
- Jim O'Connor, C, Marshall (338)
- Rabe Walton, B, North Carolina (351)

## 1958

- King Hill, QB, Rice (1) (bonus choice)
- John David Crow, B, Texas A&M (2)
- Jim McCusker, T, Pittsburgh (14)
- 2b. Bobby Jack Oliver, T, Baylor (from Detroit) (21)
- Larry Cowart, C, Baylor (26)
- Choice to L.A. Rams
- Choice to Baltimore
- Bobby Gordon, B, Tennessee (63)
- Jon Jelacic, E, Minnesota (74)

- Choice to San Francisco
- John Keelan, T, Kansas State (98)
- Gil Robertshaw, T, Brown (111)
- Dean Philpott, B, Fresno State (122)
- Bill Hinton, G, Louisiana Tech (135)
- Charlie Jackson, B, Southern Methodist (146)
- Bob Schmidt, T, Minnesota (159)
- Ray Dunlap, B, Marshall (170)
- Wade Patterson, E, Idaho (183)
- Mac Starnes, C, Abilene Christian (194)
- Mario Cheppo, E, Louisville (207)
- Sonny Randle, B, Virginia (218)
- Jim Matheny, C, UCLA (231)
- Ray Toole, B, North Texas State (242)
22. Tony Aloisio, E, Indiana (255)
- John Harbour, T, S.E. Missouri State (266)
- Eric Soesbe, T, Vanderbilt (279)
25. J.C. Riekenberg, B, Northwestern St. (La.) (290)
- Ray Masters, B, Southern Methodist (303)
- Will Lewis, B, Tennessee-Chattanooga (314)
- Gale McGinty, B, West Texas State (327)
- Ken Irby, T, Mississippi State (338)

## 1957

- Jerry Tubbs, C, Oklahoma (10)
- Tom Maentz, E, Michigan (22)
- Bill Hudson, T, Clemson (34)
- Choice to San Francisco
- Wayne Bock, T, Illinois (58)
- Choice to Green Bay
- Choice to Cleveland through N.Y. Giants
- Choice to L.A. Rams
- Don McCumby, T, Washington (106)
- Don Carothers, E, Bradley (118)
- Bob Kraus, G, Kansas (130)
- Bob Derrick, B, Oklahoma (142)
- Ed Ritt, T, Montana State (154)
- Bob Fee, B, Indiana (166)
- Bill Livingston, C, Southern Methodist (178)
- Terry Hurley, E, Montana (190)
- Buddy Terry, T, Houston (202)
- Hal Smith, B, UCLA (214)
19. Paul Barrington, G, Minnesota (226)
- Tom Homer, T, Kansas (238)
- Joe Kopnisky, E, West Virginia (250)
22. Don Sizemore, B, Hardin-Simmons (262)
23. Milt Konicek, T, Duke (274)
24. Ron Klim, C, West Virginia (286)
25. Ray Volz, B, Denison (298)
26. Ted Rohde, B, Kansas (310)
27. Bob Butorovich, T, Montana State (322)
- Hugh Husser, E, Southwestern Louisiana (334)
29. Lee Corso, B, Florida State (346)
30. Frank Gibson, T, Kansas (357)

## 1956

- Joe Childress, B, Auburn (7)
- Norm Masters, T, Michigan State (18)
- John Roach, QB, Southern Methodist (31)
- Sam Salerno, T, Colorado (42)
- Choice to L.A. Rams
- 6a. Charlie Dupre, B, Baylor (66)
- 6b. John Dittrich, G, Wisconsin (70)
- Bob Konovsky, T, Wisconsin (77)
- Dave Lunceford, T, Baylor (90)
- Bob Lovely, T, Tampa (101)
- Willis Towne, E, Wichita State (114)
- Fob James, B, Auburn (125)
12. Jerry Walker, T, Texas Tech (138)
13. Bo Bolinger, G, Oklahoma (149)
14. Carnell Neuman, B, Illinois (162)
- 15a. Charley Anderson, E, Louisiana Tech (173)
- 15b. Tom Spiers, QB, Ark. St. (from Wash.) (179)
16. George Welsh, QB, Navy (186)
- Ron Beagle, E, Navy (197)
18. Jim Brown, G, UCLA (210)
19. Ray Zagar, B, Marquette (221)
20. Dickie Mattison, B, Georgia Tech (234)
21. Ronnie Herr, B, Texas Tech (245)
22. Jim Murphy, T, Stephen F. Austin (258)

23. Tony Branoff, B, Michigan (269)
24. Orville Trask, T, Rice (282)
25. Bill Wheeler, T, Kentucky (293)
26. Chuck Zickefoose, E, Kansas State (306)
27. Jack Hutchinson, T, Oklahoma State (317)
28. Jim Miller, QB, Wisconsin (330)
29. Jim Troglio, B, Northwestern (341)
30. Bill Kucera, T, Colorado (353)

## 1955

- Max Boydston, E, Oklahoma (2)
- Lindon Crow, B, Southern California (14)
- 3a. Mal Hammeck, B, Florida (26)
- 3b. Tony Pavesi, T, Notre Dame (from N.Y. Giants) (32)
4. Frank Bernardi, B, Colorado (38)
5. Mario DaRe, T, Southern California (50)
6. Jack Bowersox, G, Maryland (62)
7. Dave Leggett, B, Ohio State (74)
8. Sam Irvine, C, Maryland (89)
9. Charlie McGinty, E, North Texas State (98)
10. Frank Scaffidi, T, Marquette (110)
11. Tom Pepsin, C, Miami (Fla.) (121)
12. Dale Sandstrom, B, Concordia (Minn.) (134)
13. Tom McLuckie, G, Maryland (146)
14. Gordy Brown, E, Louisiana Tech (158)
15. Dick Brubaker, E, Ohio State (170)
- 16a. Bob Herndon, B, Oklahoma (182)
- 16b. Al Dennis, E, Middlebury (from Chicago) (191)
17. Larry White, C, New Mexico (194)
18. Fred Campbell, T, Duke (206)
19. Dick Coy, T, St. John's (Minn.) (218)
20. Jim Burst, B, Washington (Mo.) (230)
21. Howie Wright, B, Virginia Tech (242)
22. Vic Berra, E, Montana State (254)
23. Karl Bays, T, Eastern Kentucky (266)
24. Max Pierce, B, Utah (278)
25. Bob Scott, E, Evansville (290)
26. Billy Hooper, B, Baylor (302)
27. Bruce Schwager, T, Merchant Marine (314)
28. Bob Ems, B, Southern Illinois (326)
29. Gene Renzi, T, Northeastern (338)
30. Bob Sweet, B, Trinity (Tex.) (350)

## 1954

- Lamar McHan, QB, Arkansas (2)
- Gary Knaflc, E, Colorado (14)
- Bobby Cavazos, B, Texas Tech (26)
- Bill Bredder, B, Oklahoma State (38)
5. Don Dohoney, E, Michigan State (50)
6. Tom McHugh, B, Notre Dame (62)
7. Dave Mann, B, Oregon State (74)
8. Paul Larson, B, California (86)
9. Dean Chambers, T, Washington (98)
10. Tommy Lewis, B, Alabama (110)
11. Homer Smith, B, Princeton (122)
12. Howard Pitt, E, Duke (134)
13. Les Goble, B, Alfred (146)
14. Sammy Dumas, G, Arkansas (158)
15. Cecil Harp, E, Pacific (170)
16. Al Kilgore, T, Kent State (182)
17. Jack Troxell, B, Arkansas (194)
18. Dick Young, B, Tennessee-Chattanooga (206)
19. Jerry Sazio, T, William & Mary (218)
20. Stan Huntsman, B, Wabash (230)
21. Jim Stander, T, Colorado (242)
22. Ledio Fanucchi, T, Fresno State (254)
23. Charley Oakley, B, Louisiana State (266)
24. Lou Sawchik, E, Ohio (278)
25. Jerry Marchand, B, Louisiana State (290)
26. Ralph Carrigan, C, Alabama (304)
27. John Culver, B, Harvard (312)
28. Tom Koller, B, William & Mary (326)
29. Bill Albrecht, B, Washington (338)
30. Alex Burl, B, Colorado State (350)

## 1953

- Johnny Olszewski, B, California (4)
- Jim Paltzis, B, Southern California (15)
- Dale Samuels, QB, Purdue (28)
4. Buck Martin, E, Georgia Tech (39)
5. Bill Shalotsky, G, Cincinnati (52)





6. Tony Curcillo, B, Ohio State (63)
  7. Tom Higgins, T, N. Carolina (from Phila.) (70)
  7. Choice to Philadelphia
  8. Jerry Watford, G, Alabama (87)
  9. Ed Husman, G, Nebraska (from Wash.) (99)
  - 9b. Avatus Stone, B, Syracuse (100)
  10. Charley Berndt, T, Wisconsin (111)
  11. Ed Woodsum, E, Yale (124)
  12. Chuck Spaulding, B, Wyoming (135)
  - 13a. Frank McPhee, E, Princeton (from Wash.) (147)
  - 13b. Ronnie Morris, B, Tulsa (148)
  14. Dick Sprague, B, Washington (159)
  15. Nick Chickillo, G, Miami (172)
  16. Jimmy Lear, B, Mississippi (183)
  17. Earl Heninger, B, Purdue (196)
  18. Joe Yukica, E, Penn State (207)
  19. Tom Donahue, C, Wake Forest (220)
  20. Len D'Errico, G, Boston (231)
  21. Joe Curtis, E, Alabama (244)
  22. Hal Lokovsek, T, Washington State (255)
  23. Jim Root, B, Miami (Ohio) (268)
  24. Brad Glass, G, Princeton (279)
  25. Hayward Sullivan, B, Florida (292)
  26. Don Ringe, T, Idaho (303)
  27. C.O. Brocato, C, Baylor (316)
  28. Mike Prokopiak, B, New Mexico (327)
  29. Earl Wrightenberry, T, Clemson (340)
  30. Bill Gaudreau, B, Notre Dame (351)
  31. Russ Pomeroy, T, Stanford (211)
  32. Gene Ackerman, E, Missouri (223)
  33. Fred Wallner, G, Notre Dame (235)
  34. Dick Bunting, E, Drake (247)
  35. S.J. Whitman, B, Tulsa (259)
  36. Jim Owens, E, Oklahoma (from Balt.) (271)
  37. Billy Cross, B, West Texas State (283)
  38. Vernon Quick, G, Wofford (295)
  39. Jeff Fleischmann, B, Cornell (307)
  40. Ken Huxhold, T, Wisconsin (319)
  41. Dick Martin, B, Kentucky (331)
  42. Bob Livingston, B, Notre Dame (from Balt.) (343)
  43. Leon Root, B, Rutgers (355)
- ### 1950
1. Choice to L.A. Rams
  2. Jack Jennings, T, Ohio State (21)
  3. Bill Svoboda, B, Tulane (from N.Y. Bulldogs) (29)
  3. Fran Polsoft, E, Washington State (35)
  4. Don Paul, B, Washington State (47)
  5. Carl Killsgaard, T, Idaho (61)
  6. Warren Wood, G, Puget Sound (73)
  7. Billy Gay, B, Notre Dame (from N.Y. Giants) (85)
  7. Eddie Badgion, G, Michigan State (87)
  8. John Hock, T, Santa Clara (99)
  9. Vito Ragazzo, E, William & Mary (113)
  10. Walt Grothaus, C, Notre Dame (125)
  10. Milt Lavigne, B, S.E. La. (from Pitt.) (126)
  11. J.D. Ison, E, Baylor (139)
  12. Frank Wallheiser, E, Western Kentucky (151)
  12. Bob Sharpe, G, Davidson (from Pitt.) (152)
  13. Jerry Hennessey, E, Santa Clara (165)
  14. Dee Andros, G, Oklahoma (177)
  15. Al Langford, B, Howard Payne (191)
  16. Harry Bierman, E, Furman (203)
  17. Tom Palmer, T, Wake Forest (217)
  18. Ray Espanan, E, Notre Dame (229)
  19. Loran Day, B, Northwestern (243)
  20. Webb Halbert, B, Iowa State (255)
  21. Howard Blumhardt, B, South Dakota (269)
  22. Jim Lipinski, T, Fairmont State (281)
  23. Bill Montgomery, B, Fresno State (295)
  24. Bob Gambold, B, Washington State (307)
  25. Lee Truman, B, Kentucky (321)
  26. Jim Pittman, B, Mississippi State (333)
  27. Tom Bienemann, E, Drake (347)
  28. Sonny Jones, B, Wyoming (359)
  29. Bill Montagne, B, California (373)
  30. Vic Banonis, C, Georgetown (Wash., D.C.) (385)
- ### 1949
1. Bill Fischer, G, Notre Dame (10)
  2. Dick McKissack, B, Southern Methodist (21)
  3. Choice to Boston
  4. John Goldsberry, T, Indiana (40)
  5. Tom Wham, E, Furman (50)
  6. Bernie Hanula, T, Wake Forest (60)
  7. Myrl Greathouse, B, Oklahoma (from Det.) (62)
  8. Jim Cain, E, Alabama (70)
  8. Joe E. Brown, B, Georgia Tech (80)
  9. Hal Herring, C, Auburn (90)
  10. Bob Hecker, B, Baldwin-Wallace (100)
  11. Stan Flowers, E, Redlands (110)
  12. Billy Stone, B, Bradley (120)
  13. Bob Todd, T, Louisville (130)
  14. Tony Klimek, E, Illinois (140)
  15. Bob McQuade, B, Xavier (150)
  16. Tom Murdock, B, Appalachian State (160)
  17. Eddie Rupp, B, Denison (170)
  18. Webb Halbert, B, Iowa (180)
  19. Dean Laun, E, Iowa State (190)
  20. Earl Rowan, T, Hardin-Simmons (200)
  21. Leon Joslin, B, Texas Christian (210)
  22. Bill Sprang, C, Purdue (220)
  23. Bob Cox, E, North Carolina (230)
  24. Stan Szymkowski, B, Lehigh (240)
  25. Choice to N.Y. Giants
- ### 1948
1. Jim Spavital, B, Oklahoma State (11)
  2. Bill Smith, T, North Carolina (23)
  3. Jay Smith, E, Southern Mississippi (35)
  4. Choice to Pittsburgh
  5. Jim Cason, B, Louisiana State (55)
  6. Jim Camp, B, North Carolina (65)
  7. Choice to N.Y. Giants
  8. Carl Weisner, E, St. Louis (85)
  9. Gene Corum, G, West Virginia (95)
  10. Clarence Solff, B, Wisconsin (105)
  11. John Hollar, B, Appalachian State (115)
  12. Bob Hanlon, B, Loras (125)
  13. George Petrovich, T, Texas (135)
  14. Jim Still, B, Georgia Tech (145)
  15. Clay Davis, C, Oklahoma State (155)
  16. Harry Caughron, T, William & Mary (165)
  17. Jerry Davis, B, Southeastern Louisiana (175)
  18. Gene Dwyer, E, St. Ambrose (185)
  19. Harry Waters, B, Colorado College (195)
  20. Dick Monroe, C, Kansas (205)
  21. H.M. (Hindu) Reynolds, E, S. Mississippi (215)
  22. Dick Wedel, G, Wake Forest (225)
  23. Paul Shoultis, B, Miami (Ohio) (235)
  24. Fred Wendt, B, Texas-El Paso (245)
  25. Doug Belden, B, Florida (255)
  26. Ray Stackhouse, T, Xavier (265)
  27. Bernie Reid, G, Georgia (275)
  28. Jim Powell, E, Tennessee (285)
  29. Bob Polidor, G, Villanova (293)
  30. Bill Fischer, G, Notre Dame (300)
- ### 1947
1. DeWitt (Tex) Coulter, T, Army (7)
  2. Ermal Allen, B, Kentucky (18)
  3. Choice to Chicago Bears
  4. Ben Raimondi, B, Indiana (41)
  5. Howard Turner, B, North Carolina State (50)
  6. George Maddock, T, Northwestern (60)
  7. Art Dufelmeier, B, Illinois (70)
  8. Ray Ramsay, B, Bradley (82)
  9. Dave Wallace, B, Oklahoma (90)
  10. Charley Sarratt, B, Oklahoma (101)
  11. Hardin Cooper, T, Tulsa (112)
  12. Carl Russ, B, Rice (120)
  13. Buddy Mulligan, B, Duke (131)
  14. Charlie Smith, B, Georgia (142)
  15. Bob Ravensberg, E, Indiana (150)
  16. Barney Barnett, E, N.E. Oklahoma (162)
  17. Scotty Deeds, B, Brigham Young (171)
  18. Clarence Esser, T, Wisconsin (180)
  19. Shelton Ballard, C, Louisiana State (192)
  20. Wade Walker, T, Oklahoma (201)
  21. Tom Carroll, T, Minnesota (210)
  22. Tom Dorsey, B, Brown (222)
  23. Otto Schnellbacher, E, Kansas (231)
  24. Larry Joe, B, Penn State (240)
  25. Dick Abrams, B, Washington State (252)
  26. Joe Smith, E, Texas Tech (260)
  27. Tony Rotunno, B, St. Ambrose (270)
  28. Clyde Lindsey, E, Louisiana State (282)
  29. Bob Callahan, C, Michigan (289)
  30. Johnny Karamigios, B, Denver (296)
- ### 1946
1. Dub Jones, B, Tulane (2)
  2. Mac Wenskunas, C, Illinois (11)
  3. Elmer Angsman, B, Notre Dame (16)
  4. Ham Nichols, G, Rice (26)
  5. Joe Golding, B, Oklahoma (31)
  6. Len Dickey, T, Texas A&M (41)
  7. Pat Lenshan, E, Tennessee (51)
  8. Phil Tinsley, E, Alabama (61)
  9. J.C. Colhouer, G, Oklahoma State (71)
  10. Tom Barber, T, Tennessee-Chattanooga (81)
  11. Dick Loepfe, T, Wisconsin (91)
  12. Vention Yablonski, B, Columbia (101)
  13. Lee Lewis, B, Washington (111)
  14. Bob Russell, B, Miami (Ohio) (121)
  15. Fred Rovai, G, Notre Dame (131)
  16. Ray Evans, T, Texas-El Paso (141)
  17. Bob Loubie, B, Miami (Ohio) (151)
  18. Frank Irwin, T, Duke (161)



- Pride Ratteree, G, Wake Forest (171)
- Bill Heywood, B, Notre Dame (181)
- Al Traugott, B, Miami (Ohio) (191)
- Clem Andrulewicz, T, Villanova (201)
- Adam Rakowski, E, Pennsylvania (211)
- Jack McKenzie, B, Northwestern (221)
- Tom Worthington, T, Tulsa (231)
- Jim Vugrin, G, Tennessee (241)
- Jesse Herschberger, E, S. Methodist (251)
- Newman Ledbetter, T, Texas Tech (261)
- Alton Baldwin, E, Arkansas (271)
30. Jim LaRue, B, Duke (281)

## 1945

- Charley Trippi, B, Georgia (1)  
Paul Collins, B, Missouri (14)
- Walt Watt, B, Miami (18)  
Bob Dobelstein, G, Tennessee (28)
- Zeke Chronister, E, Texas Christian (35)
- Corwin Clatt, B, Notre Dame (45)
- Ziggy Czarobski, T, Notre Dame (55)
- John Harrington, E, Marquette (68)
- Gene Meeks, B, Kentucky (78)
- Bill Huber, E, Notre Dame (88)
- Halley Heard, T, Louisiana State (101)
- Bob Cowan, B, Indiana (111)
- Elmore (Buddy) Luper, B, Duke (121)
- Solon (Bobo) Barnett, G, Baylor (134)
- Gordon Carver, B, Duke (144)
- John Cannady, B, Indiana (154)
- Ben Cittadino, E, Duke (167)
- Ralph Strayhorn, G, North Carolina (177)
- John Andretich, B, Purdue (187)
- John Kramer, T, Marquette (200)
- J.D. (Red) Cheek, G, Baylor (210)
- Fred Grant, B, Wake Forest (220)
- Johnny Cook, B, Georgia (233)
- Ardie McClure, T, Georgia (243)
- Hugo Norige, B, Wooster (253)
- Gene (Red) Knight, B, Louisiana State (266)
- Don Fambrough, B, Texas (276)
- Garland (Bulldog) Williams, T, Duke (286)
- Ed Dusek, B, Texas A&M (299)
- Otto Payne, B, Texas (309)
- Did not draft
- Did not draft

## 1944

- Pat Harder, B, Wisconsin (2)
- Paul Mitchell, T, Minnesota (12)  
Saxon Judd, E, Tulsa (17)
- Jack Tavener, C, Indiana (28)  
Bill Blackburn, C, Rice (33)
- Bill Garnas, B, Minnesota (44)
- Rodger Smith, B, Texas Tech (55)
- John (Red) Cochran, B, Wake Forest (66)
- Frank Scanlan, B, Loyola (Calif.) (77)
- Lou Saban, B, Indiana (88)
- Fran Griffin, T, Holy Cross (99)
- Leo Daniels, B, Texas A&M (110)
- Bobby Dodds, B, Tulsa (121)
- Van Hall, B, Texas Christian (132)
- Jack Carpenter, T, Missouri (143)
- Charley Csuri, T, Ohio State (154)
- Joe Magliolo, B, Texas (165)
- Walt Snot, T, Bucknell (176)
- Jack Adams, E, Presbyterian (187)
- Ray Kuffel, E, Marquette (198)
- Jack West, E, Texas (209)
- Jack Escoria, B, Illinois State (220)
- Don Buffmire, B, Northwestern (231)
- Bob Nanni, T, Duke (242)
- John McGinnis, E, Notre Dame (253)
- Warren Hodges, T, Kansas (264)
- Bill Earley, B, Notre Dame (275)
- Bob Davis, G, Oregon (286)
- Vince DiFrancesca, T, Northwestern (297)
- Lloyd Ott, C, North Carolina State (308)
- Did not draft
- Did not draft

## 1943

- Glenn Dobbs, B, Tulsa (3)
- Johnny Grigas, B, Holy Cross (14)  
Don Curriuan, E, Boston College (18)
- Al Hust, E, Tennessee (29)  
George Hecht, G, Alabama (33)
- Al Klug, T, Marquette (44)
- Stan Mauldin, T, Texas (53)
- Bill Godwin, C, Georgia (64)
- Moffatt Storer, B, Duke (73)
- Fondren Mitchell, B, Florida (84)
- Emil Lussow, E, Dubuque (93)
- Paul Hirsbrunner, T, Wisconsin (104)
- Bill Baumgartner, E, Minnesota (113)
- Gerard (Buster) Ramsey, G, Wm. & Mary (124)
- Earl Doloway, B, Indiana (133)
- Nick Burke, G, Northwestern (144)
- Bill Campbell, B, Oklahoma (153)
- Clarence Booth, T, Southern Methodist (164)
- Elvis (Boots) Simmons, E, Texas A&M (173)
- Ray Ericson, G, Villanova (184)
- George (Locomotive) Smith, B, Villanova (193)
- George Sutch, B, Temple (204)
- Cliff Kinsey, B, Georgia (213)
- Weldon Humble, G, Rice (224)
- Cal Purdin, B, Tulsa (233)
- Eddie McGovern, B, Illinois (244)
- Al Druis, G, Temple (253)
- Ken MacDonald, C, Rutgers (264)
- Bill Edwards, G, Louisiana State (273)
- Pete Hecomovich, B, Idaho (284)
- Did not draft
- Did not draft

## 1942

- Steve Lach, B, Duke (4)  
Lloyd Cheatham, B, Auburn (14)
- Wilson (Bud) Schwenk, B, Wash. (Mo.) (19)  
Vince Banonis, C, Detroit (29)
- Bob Reinhard, T, California (34)
- Chal Daniel, G, Texas (44)
- Rupe Thornton, G, Santa Clara (54)
- Doug Renzel, B, Marquette (64)
- Chet Wetterlund, B, Illinois Wesleyan (74)
- Jud Ringer, E, Minnesota (84)
- Jim Fitzharris, E, St. Thomas (Minn.) (94)
- Dick Brye, T, Marquette (104)
- Charley Givler, G, Wake Forest (114)
- Hugh Swink, T, Oklahoma State (124)
- Marv Harshman, B, Pacific Lutheran (134)
- George Arabian, B, St. Mary's (Calif.) (144)
- Jackie Crain, B, Texas (154)
- Carl Suntheimer, C, North Carolina (164)
- Jimmy Nelson, B, Alabama (174)
- Norvell Wallach, T, Missouri (184)
- Did not draft
- Did not draft

## 1941

- John Kimbrough, B, Texas A&M (2)
- Paul Christman, QB, Missouri (13)
- Bob Fox, B, Tennessee (17)
- John Clement, B, Southern Methodist (28)
- Ray Apolskis, C, Marquette (32)
- Marshall Robnett, G, Texas A&M (43)
- John Kuzman, T, Fordham (52)
- George Kracum, B, Pittsburgh (63)
- Tom Vargo, E, Penn State (72)
- Ray Malouf, B, Southern Methodist (83)
- Jack Sommers, C, UCLA (92)
- Charley Armstrong, B, Mississippi College (103)
- Wayne Pitts, B, Arizona State (112)
- Joe Lokanc, G, Northwestern (123)
- Claude White, C, Ohio State (132)
- Gates Kimball, T, North Carolina (143)
- Ray Schultz, G, Missouri (152)
- Fred Harris, T, Southern Methodist (163)
- Mel Aussieker, B, St. Louis (172)
- Frank Platt, T, Penn State (183)

## 1940

- George Cafego, B, Tennessee (1)
- George (Snuffy) Stirnweiss, B, North Carolina (11)
- Lloyd Madden, B, Colorado Mines (16)
- Cecil (Jack) Shirk, E, Oklahoma (26)
- Marty Christiansen, B, Minnesota (31)
- Vic Reginato, E, Oregon (41)
- Andy Chisick, C, Villanova (51)
- Ben Kish, B, Pittsburgh (61)
- Luke Pappas, T, Utah (71)
- Jack Roche, B, Santa Clara (81)
- Bill Davis, T, Texas Tech (91)
- Stan Anderson, T, Stanford (101)
- Alton Coppage, E, Oklahoma (111)
- Judson Hudson, B, Davis & Elkins (122)
- Joe Ziemba, E, St. Benedict (131)
- Beryl Clark, B, Oklahoma (141)
- Ralph Foster, T, Oklahoma A&M (151)
- Lowell Bryant, B, Clemson (161)
- Russ Buckley, B, Gustavus-Adolphus (171)
- Rupert Pate, T, Wake Forest (181)

## 1939

- Ki Aldrich, C, Texas Christian (1)
- Marshall (Biggie) Goldberg, B, Pittsburgh (12)
- Alvord Wolff, T, Santa Clara (16)
- Hal (Curly) Stebbins, B, Pittsburgh (27)
- Bill Daddio, E, Pittsburgh (31)
- George Faust, B, Minnesota (42)
- Bill Dwyer, B, New Mexico (51)
- Sherm Hinkebein, C, Kentucky (62)
- Earl Brown, E, Notre Dame (71)
- Earl Crowder, QB, Oklahoma (81)
- Bowden Wyatt, E, Tennessee (91)
- Jim Thomas, G, Oklahoma (102)
- Andy Sabados, G, The Citadel (111)
- Blase Miatovich, T, San Francisco (122)
- Russ Clarke, G, Santa Clara (131)
- Gus Goins, E, Clemson (142)
- Everett Elkins, B, Marshall (151)
- Frank Huffman, E, Marshall (162)
- Mike Kochel, G, Fordham (171)
- Tom Rice, T, San Francisco (182)

## 1938

- Jack Robbins, B, Arkansas (5)  
Milt Popovich, B, Montana (15)
- Frank Patrick, B, Pittsburgh (20)  
Bob Herwig, C, California (30)
- Al Barbatsky, T, Fordham (35)
- Joe Brunansky, T, Duke (45)
- Ed Cherry, B, Hardin-Simmons (55)
- Leon Lavington, E, Colorado (65)
- Phil Dougherty, C, Santa Clara (75)
- Dwight Sloan, B, Arkansas (85)
- Bob Kenderdine, E, Indiana (95)
- Bob Mauther, C, Holy Cross (105)

## 1937

- Ray (Buzz) Buiuid, B, Marquette (3)
- Gaynell Tinsley, E, Louisiana State (12)
- Art Goupe, B, Marquette (23)
- H.K. (Bucky) Bryan, B, Tulane (32)
- Harn Harmon, C, Tulsa (43)
- Phil Dickens, B, Tennessee (52)
- Herm Dickerson, B, Virginia Tech (63)
- John Reynolds, C, Baylor (72)
- Dwight Hafeli, E, Washington (Mo.) (83)
- Middleton Fitzsimmons, G, Georgia Tech (92)

## 1936

- Jim Lawrence, B, Texas Christian (5)
- Gomer Jones, C, Ohio State (15)
- Eddie Erdelalz, E, St. Mary's (Calif.) (23)
- Ed Brett, E, Washington State (33)
- Stan Riordan, E, Oregon (41)
- Ettore Antonini, E, Indiana (51)
- Tack Dennis, B, Tulsa (59)
- Ross Carter, G, Oregon (69)
- Niels Larsen, T, Stanford (77)

\*Future draft choice