

# ARIZONA CARDINALS

WEEK 7  
GAME RELEASE  
#SEAvsAZ

Mark Dalton - Senior Vice President, Media Relations | Chris Melvin - Director, Media Relations | Mike Helm - Manager, Media Relations  
Imani Suber - Media Relations Coordinator | Chase Russell - Media Relations Coordinator



SEATTLE SEAHAWKS (5-0)  
VS.  
ARIZONA CARDINALS (4-2)  
State Farm Stadium | October 25, 2020 | 5:20 PM



## THIS WEEK'S PREVIEW

After a three-game road swing, the Cardinals begin a month-long homestand (3 home games and a bye) with an NFC West showdown against the undefeated Seahawks. While Arizona has a short week to prepare after a 38-10 victory over Dallas on Monday Night Football, Seattle is coming off its bye week.

The matchup represents the 43<sup>rd</sup> all-time meeting between the division rivals and the Seahawks currently hold a one-game advantage (21-20-1) in the all-time series. The Cardinals claimed the most recent meeting, a 27-13 decision at CenturyLink Field in Week 16 last season.

It will be just the second divisional game for the Cardinals and the first for the Seahawks. Widely regarded as the toughest division in football, the NFC West leads the NFL in wins (16), points scored (635) and fewest points allowed (491). It remains the only division in which every team has a record of .500 or better and in which every team has a positive point differential.

The Seahawks enter the contest leading the league in scoring at 33.8 points per game and they meet a Cardinals defense that ranks #2 in the NFL in scoring defense (18.7 ppg). Arizona is coming off back-to-back games in which it held opponents to 10 points, including last week in Dallas against the NFL's #3 ranked scoring offense. On the other side of the ball, Arizona has scored 21 or more points in nine consecutive games and ranks fifth in total yards per game (402.5)

Arizona has benefited from several standout performances from star players this year, including from recently minted defensive captain **Budda Baker**, who will take the field against his hometown team for the seventh time in his career. Baker - who is tied for fifth among NFL DBs with 45 tackles this season - is coming off one of the best games of his career with seven tackles, a sack, his first career INT, a tackle for loss, two QB hits, a pass defended and a forced fumble against the Cowboys.

Also coming off a strong performance against Dallas (164 yards and two TDs on 20 carries), RB **Kenyan Drake** totaled a career-high 166 rushing yards and two scoring runs, including a career-long 80-yarder, the last time he lined up against the Seahawks.

Someone more familiar to the Seahawks, WR **Larry Fitzgerald**, enters the game just one reception shy of 1,400 for his career. Making his 32<sup>nd</sup> appearance against Seattle, Fitzgerald has more receptions (179) and receiving yards (2,117) against the Seahawks than any other player in NFL history.

The Cardinals have a bye in Week 8 before hosting the Dolphins in Week 9 while the Seahawks return to CenturyLink Field to host the 49ers next week.

## GAME RELEASE INDEX

Page	Contents
2-3	Cardinals-Seahawks Series / Crucial Catch Initiative
4-6	2020 Season Highlights
7	By The Numbers / What To Look For / Media Guide-Twitter Info
8-9	<b>Kyler Murray</b> Highlights
10	Fitz & Hopkins Duo / AZ Natives on Roster / Passing of <b>Larry Wilson</b>
11	Cards Leadership / <b>Michael Bidwill</b> / <b>Steve Keim</b> / Social Justice Initiatives
12-15	<b>Larry Fitzgerald</b> Highlights
16-17	<b>DeAndre Hopkins</b> Highlights
18	<b>Kenyan Drake</b> / <b>Chase Edmonds</b> Highlights
19-20	Defensive Highlights / <b>Peterson</b> / <b>Hicks</b> / Special Teams
21	2019 Highlights
22-23	Cardinals COVID-19 Relief Efforts
24-25	Individual Player Notes
26-60	Rosters / Depth Chart / Transactions / 2020 Statistics

## ARIZONA CARDINALS - 2020 SCHEDULE

Date	Opponent	Regular Season Location	AZ Time
Sep. 13	@ San Francisco	Levi's Stadium	W, 24-20
Sep. 20	WASHINGTON	State Farm Stadium	W, 30-15
Sep. 27	DETROIT	State Farm Stadium	L, 23-26
Oct. 4	@ Carolina	Bank of America Stadium	L 21-31
Oct. 11	@ N.Y. Jets	MetLife Stadium	W, 30-10
Oct. 19	@ Dallas+	AT&T Stadium	W, 38-10
Oct. 25	SEATTLE~	State Farm Stadium	5:20 PM
	- BYE-		
Nov. 8	MIAMI	State Farm Stadium	2:25 PM
Nov. 15	BUFFALO*	State Farm Stadium	2:05 PM
Nov. 19	@ Seattle#	CenturyLink Field	6:20 PM
Nov. 29	@ New England*	Gillette Stadium	11:00 AM
Dec. 6	L.A. RAMS*	State Farm Stadium	2:05 PM
Dec. 13	@ N.Y. Giants*	MetLife Stadium	11:00 AM
Dec. 20	PHILADELPHIA*	State Farm Stadium	2:05 PM
Dec. 26/27	SAN FRANCISCO^	State Farm Stadium	TBD
Jan. 3	@ L.A. Rams*	SoFi Stadium	2:25 PM

+ ESPN Monday Night Football  
~ NBC Sunday Night Football  
# FOX/NFL Network/Amazon Thursday Night Football  
^ Date and Time TBD  
\* Subject to flexible scheduling decisions

## #SEAvsAZ - WEEK 7 HIGHLIGHTS

- When the Cardinals and Seahawks square off at State Farm Stadium on Sunday, it will be a matchup of Arizona's #2 ranked scoring defense (18.7 ppg) vs. Seattle's #1 ranked scoring offense (33.8 ppg). Despite already having played six games, the Cardinals have allowed the fewest points among teams in the NFC (112).
- Arizona's defense collected a season-high four takeaways (2 INT, 2 FR), 3.0 sacks, 7 tackles for loss, 8 QB hits and a season-high 7 passes defended against the Cowboys last week. The Cardinals scored 24 points (3 TD, 1 FG) off the Cowboys four turnovers.
- In the three Week 7 games that will feature the teams with the most combined wins - Seahawks/Cardinals (9); Rams/Bears (9); Steelers/Titans (10) - three NFC West teams are involved.
- RB **Kenyan Drake** rushed for 164 yards and two TDs (1 and 69 yards) on 20 carries last week in Dallas. It was the second-highest single-game rushing total of his career, behind only the 166 yards he ran for in Seattle in Week 16 last season.
- After rushing for 261 yards and three TDs on 35 carries (7.5 avg.) last week in Dallas, the Cardinals rank fourth in the NFL averaging 161.0 rushing yards per game in 2020. Arizona's 11 rushing TDs - including six in the last two games - lead the NFL.
- S **Budda Baker** had one of the best games of his career in the Cardinals win over Dallas, recording seven tackles, a sack, his first career INT, a tackle for loss, two QB hits, a pass defended and a forced fumble. He became the first Cardinals player since 2003 (Renaldo Hill on 11/2 vs. Cincinnati) to record a sack, an INT and a forced fumble in the same game.



## BROADCAST INFORMATION

Television: NBC / Play-By-Play: Al Michaels Analyst: Cris Collinsworth Sideline: Michele Tafoya  
Cardinals Radio: Arizona Sports 98.7 FM / Play-By-Play: Dave Pasch Analyst: Ron Wolfley Sideline: Paul Calvisi  
Cardinals Spanish Radio: KHOV 105.1 FM / Play-By-Play: Luis Hernandez Analyst: Rolando Cantu



## CARDINALS-SEAHAWKS CONNECTIONS

### Seahawks Connections

Cardinals QB **Brett Hundley** was with the Seahawks during the 2018 season.

Cardinals TE **Darrell Daniels** played in nine games (two starts) with the Seahawks in 2018. Daniels attended the University of Washington where he appeared in 47 games over four seasons (2013-16) with the Huskies.

Cardinals DBs coach **Marcus Robertson** played for the Seahawks from 2001-02.

Cardinals PS TE **Justin Johnson** entered the NFL as an undrafted free agent with Seattle in 2019 and spent the year on injured reserve.

Cardinals Western Regional Scout **Josh Scobey** played for the Seahawks from 2005-07 and helped Seattle advance to Super Bowl XL.

Cardinals Director of College Scouting **Chris Culmer** is from West Richland, WA, graduated from Washington State University and resides in Seattle. He worked for the Seahawks for nine seasons prior to joining the Cardinals, first as a scouting assistant (2000-03) and then as a pro scout (2004-08).

### Cardinals Connections

Seahawks DE **Jonathan Bullard** spent the 2019-20 seasons with the Cardinals before being signed by Seattle off Arizona's practice squad in Week 5.

Seahawks G **Mike Iupati** played in 39 games for the Cardinals from 2015-18.

Seahawks DE **Benson Mayowa** spent the 2018 season in Arizona, appearing in 15 games and starting four.

Seahawks O-Line coach **Mike Solari** served in the same role with the Cardinals in 1989.

### Washington Area Connections

Cardinals S **Budda Baker** was born and raised in Bellevue and played at the University of Washington from 2014-16 where he was a consensus All-American in 2016. At Bellevue High School, he won three consecutive 3A state championships and was the Associated Press and The Seattle Times State Player of the Year for 2013 and earned The Seattle Times Male Athlete of the Year in 2013-14.

Cardinals CB **Byron Murphy Jr.** played at the University of Washington from 2016-18 and was named a second-team All-American by the Associated Press, SI.com, USA Today and The Sporting News in 2018.

Cardinals LB **Ezekiel Turner** played at the University of Washington from 2015-17 and was named the Huskies Special Teams Player of the Week four different times in his college career.

### Arizona Connections

Seahawks TE **Jacob Hollister** Earned first-team all-conference honors at Arizona Western Junior College in 2013.

Seahawks K **Jason Myers** (2014) and Strength and Conditioning coach **Grant Steen** (2007) played for the Arizona Rattlers. Steen also served as Football/Strength coach for Brophy (Phoenix, AZ) College Preparatory from 2007-08.

Seahawks Offensive Assistant **Keli'i Kekuewa** (2010-11) played at Arizona Western Junior College and led the Matadors to an 11-1 record and berth in the National Junior College Athletic Association Championship.

### College/Pro Connections

Cardinals S **Budda Baker** (2014-16), LB **Ezekiel Turner** (2015-17), CB **Byron Murphy Jr.** (2016-18) and TE **Darrell Daniels** (2013-16) played at Washington with Seahawks LB **Ben Burr-Kirven** (2015-18) and TE **Will Dissly** (2014-17).

Cardinals RB **Kenyan Drake** (2012-15) played at Alabama with Seahawks DT **Jarran Reed** (2014-15). The two were part of the Crimson Tide's 2015 national championship squad.

Cardinals LB **Jordan Hicks** (2010-14) played with Seahawks SS **Quandre Diggs** (2011-14) and DT **Poona Ford** (2014-17) at Texas.

Seahawks T **Brandon Shell** (2016-19), SS **Jamal Adams** (2017-19) and K **Jason Myers** (2018) played for the Jets with Cardinals OL **Kelvin Beachum** (2017-19). Myers (2015-17) and Beachum (2016) also played together in Jacksonville.

Cardinals LB **Devon Kennard** (2018-19) and S **Charles Washington** (2017-18) played with Seahawks SS **Quandre Diggs** (2015-19), TE **Luke Willson** (2018) and FB **Nick Bellore** (2017-18) in Detroit.

Cardinals OL **D.J. Humphries** and OL **Max Garcia** (2012-14) played with Seahawks DE **Jonathan Bullard** (2012-15) and CB **Quinton Dunbar** (2011-14) at Florida.

Cardinals WR **DeAndre Hopkins** (2013-19) and DL **Angelo Blackson** (2017-19) played with Seahawks T **Duane Brown** (2008-17), C/G **Kyle Fuller** (2017) and RB **Carlos Hyde** (2019) in Houston.

Seahawks DE **Branden Jackson** (2013-15) and LB **Jordyn Brooks** (2016-19) played under Cardinals Head Coach **Kliff Kingsbury** (2013-18) at Texas Tech.

Cardinals OL **Mason Cole** (2014-17) played with Seahawks SS **Lano Hill** (2013-16) and DT **Bryan Mone** (2015-18) at Michigan.

Cardinals OL **Justin Pugh** (2013-17) played for the Giants with Seahawks LS **Tyler Ott** (2015), QB **Geno Smith** (2017), and DE **Damontre Moore** (2013-15) while Seahawks O-Line coach **Mike Solari** (2016-17) was on staff.

Cardinals OL **Justin Murray** and Seahawks DE **Damontre Moore** played together for the Raiders in 2018.

## ALL-TIME SERIES

The matchup between the Cardinals and Seahawks this week represents the 43<sup>rd</sup> all-time meeting between the division rivals. Seattle holds a one-game advantage (21-20-1) in the all-time series.

In the first 18 seasons (2002-19) as division rivals, the Cardinals and Seahawks split the season series nine times, including in six of the last nine seasons. Arizona has won the season series three times (most recently in 2016) and Seattle four times (most recently in 2018).

Arizona has a 6-7-1 record at home against the Seahawks since the team began play at State Farm Stadium in 2006. Although both teams have traditionally enjoyed a significant home field advantage, the Cardinals and Seahawks have seen a reversal in fortunes when playing each other. Dating back to 2013, Arizona is 5-2 playing at Seattle and 0-6-1 at home vs. the Seahawks. The Cardinals enter this week's game looking for their first home win vs. Seattle since 2012.

### CARDS-SEAHAWKS REGULAR SEASON SERIES

**Overall Regular Season Series:** 20-21-1

**Cardinals at home vs. SEA:** 9-10-1

**First Meeting:** 9/12/76 @ Seattle, W, 30-24

**Last Meeting:** 12/22/19 @ Seattle, W, 27-13

**Last Cards Home Win vs. SEA:** 9/9/12 vs. Sea, W, 20-16

## HEAD COACHES

Kliff Kingsbury



<b>9-12-1</b>	<b>Overall Record</b>	<b>149-99-1</b>
<b>9-12-1</b>	<b>Regular Season Record</b>	<b>138-90-1</b>
<b>0-0</b>	<b>Playoff Record</b>	<b>11-9</b>
<b>2<sup>nd</sup></b>	<b>Years as NFL Head Coach</b>	<b>15<sup>th</sup></b>
<b>2<sup>nd</sup></b>	<b>Years with Team</b>	<b>11<sup>th</sup></b>

Pete Carroll



**Kliff Kingsbury** became an NFL head coach for the first time when he was hired by the Cardinals on January 11, 2019, coming to Arizona after six seasons (2013-18) as the head coach at his alma mater, Texas Tech. In Kingsbury's first season with the Cardinals, the offense went from #32 overall in scoring in 2018 to #16 in 2019 and went from #32 overall in scoring drives in 2018 to number #9. Known for his work with QBs in the college ranks, Kingsbury helped guide first-year signal-caller Kyler Murray, the #1 overall pick in the 2019 draft, to AP NFL Offensive Rookie of the Year honors last season. While at Texas Tech, Kingsbury served as the play-caller for one of college football's most explosive offenses that ranked in the top-20 in total offense all six seasons. A former star QB at Texas Tech, Kingsbury was drafted by the Patriots in the sixth round of the 2003 NFL Draft and also spent time with the Saints and Jets during his playing career.

Hired as the eighth head coach in franchise history on January 11, 2010, **Pete Carroll** is in his 11<sup>th</sup> season leading the Seahawks, where he has accumulated a 105-59-1 record in the regular season and a 10-7 mark in the postseason. Carroll's tenure with the Seahawks has included eight postseason appearances, four division titles and back-to-back Super Bowl appearances, including a win in Super Bowl XLVIII. Carroll entered the 2020 campaign having led Seattle to eight consecutive winning seasons, including seven seasons of 10+ wins. Prior to joining the Seahawks, Carroll spent nine seasons as head coach at USC. That tenure with the Trojans followed stints as a head coach with the Patriots (1997-99) and Jets (1994).

## SEASON STATISTICS

Statistic	AZ	Rank	SEA	Rank
Points Scored/Game	27.7	11	33.8	1
Points Allowed/Game	18.7	2	27.0	t-18
TDs Scored	21	t-2	23	1
TDs Allowed	12	t-4	15	t-12
Rushing TDs	11	1	4	t-24
Passing TDs	10	t-16	19	1
Return TDs	0	t-3	0	t-3
Rushing TDs Allowed	3	t-2	6	t-17
Passing TDs Allowed	9	t-12	8	t-8
Return TDs Allowed	0	t-1	1	t-7
Sacked/Yards Lost	9/38	10	15/100	t-22
Fumbles/Lost	5/1	t-5	4/1	t-5
Field Goals Made	7/9	t-22	2/2	32
Total Yards/Game	402.5	5	395.8	8
Opp. Total Yards/Game	346.2	13	471.2	32
Rushing Yards/Game	161.0	4	115.4	17
Opp. Rushing Yards/Game	119.7	17	100.8	7
Passing Yards/Game	241.5	t-18	280.4	4
Opp. Passing Yards/Game	226.5	11	370.4	32
Turnover Ratio	Even	t-17	+6	t-1
Average Time of Possession	28:59	23	28:22	26

## CRUCIAL CATCH: INTERCEPT CANCER

All types of cancers impact the NFL family and NFL fans. The league's *Crucial Catch* campaign - which began in 2009 in partnership with the American Cancer Society (ACS) - is an evolution of the NFL's breast cancer awareness campaign, expanding the impact of the league's work to multiple types of cancers, in addition to breast cancer.



This year specifically, *Crucial Catch* is serving as part of the NFL's *It Takes All of Us* campaign, which highlights the importance of everyone joining together to make a difference in the lives of others.

*Crucial Catch* helps people catch cancer early, when it may be easier to treat. This is a greater challenge than ever. The COVID-19 pandemic has had a devastating impact on screening. Since March 2020, routine cancer screenings have dropped, resulting in a screening rate drop between 86% and 94% for some cancers. Through *Crucial Catch*, the NFL and American Cancer Society are allocating resources dedicated to safely restarting cancer screenings in communities with the most need. For many forms of cancer (breast, cervical, colorectal and prostate), the five-year survival rate is above 90% when detected early before it has a chance to spread.

Since 2012, the NFL has funded ACS' Community Health Advocates Implementation Nationwide Grants for Empowerment and Equity (CHANGE) grants, which have contributed to 370,000 screenings in underserved communities and reached more than 1,070,000 million individuals with education, screening reminders and patient navigation, bringing these life-saving messages and screening services to those who need them most.

### CARDS HOST SEAHAWKS IN CRUCIAL CATCH GAME

All 32 NFL teams are dedicating one home game during the month of October as their official *Crucial Catch* game and the Cardinals will host their game this week when the team hosts the division-rival Seattle Seahawks.

At Sunday's game, the Cardinals will host a "fan mosaic" via Zoom with cancer survivors in partnership with Cigna and the American Cancer Society. To help support on the Cardinals throughout the game, 25-30 fans will appear on the videoboard to celebrate TDs and cheer on the team.


Cardinals coaches and staff will wear NFL-issued *Crucial Catch* branding and gameday apparel that will feature a multi-colored logo representing all cancers. Cardinals players will use multi-colored equipment including helmet decals, captains patches, cleats, gloves, sideline caps, shoelaces and quarterback towels. In addition, Cardinals Cheerleaders will be using multi-colored poms representing all cancers and the field will be covered with banners, goal post wraps and field stencils featuring the *Crucial Catch* logo.

Game-worn *Crucial Catch* merchandise will be autographed and auctioned at NFL Auction ([nfl.com/auction](http://nfl.com/auction)). Charitable contributions are donated to the American Cancer Society to support its CHANGE grant program.

## 15TH SEASON AT STATE FARM STADIUM

The Cardinals began the 15<sup>th</sup> season at State Farm Stadium with a 30-15 victory over Washington in Week 2.

Opened in 2006, State Farm Stadium has proved a catalyst for the Cardinals success in the last decade-plus.



The Cardinals have posted a winning record at home in eight of 14 full seasons at State Farm Stadium, earning four playoff berths and three NFC West titles during that time. The Cardinals finished .500 or better just twice and made the playoffs only one time in 18 seasons prior.

Below is a look at the results at State Farm Stadium compared to 18 seasons at Sun Devil Stadium.

Overall Comparison Statistic	14+ seasons at State Farm Stadium	18 seasons at Sun Devil Stadium
Sellouts	144	12
Regular Season Home Record	65-47-2	64-80
Home Win %	.579	.444
Postseason Record	5-4	1-1
Postseason Home Record	4-0	0-0
Seasons w/ Winning Record	5	1
Seasons w/ Winning Home Record	8	4
Postseason Berths	4	1
Division Titles	3	0
Conference Championship Games	2	0
Super Bowl Appearances	1	0

### 14 SEASONS AND 144 SELLOUTS

Arizona sold out every game (preseason and postseason included) in the first 14 seasons at the venue. There were only 12 games that sold out in time to be televised locally in 18 years at Sun Devil Stadium.

## FITZGERALD'S CAREER VS. SEATTLE

This Sunday at State Farm Stadium, WR **Larry Fitzgerald** will play his 32<sup>nd</sup> career game against the division-rival Seahawks. In his first 31 games vs. Seattle, the 11-time Pro Bowl selection recorded 179 receptions for 2,117 yards and 13 TDs.



Fitzgerald has seven career 100-yard receiving performances against Seattle, and two games with multiple TD catches.

Fitzgerald has more career receptions and receiving yards against the Seahawks than any other player in NFL history.

Fitzgerald's reception totals against the Seahawks (179), Rams (195), 49ers (186) are the three highest in NFL history against a single opponent.

### NFL History - Receptions vs. Single Opponent

Rnk	Player	Rec	Opponent	Gms
1	Larry Fitzgerald	195	Rams	32
2	Larry Fitzgerald	186	49ers	33
3	Larry Fitzgerald	179	Seattle	31
4	Jerry Rice	175	Falcons	30
5	Jerry Rice	166	Rams	32

Fitzgerald's 2,117 career receiving yards against Seattle represent the fifth-highest total for any player against a single opponent in NFL history.

### NFL History - Receiving Yards vs. Single Opponent

Rnk	Player	Yds	Opponent	Gms
1	Jerry Rice	2,731	Falcons	30
2	Jerry Rice	2,551	Rams	32
3	Larry Fitzgerald	2,415	49ers	33
4	Larry Fitzgerald	2,199	Rams	32
5	Larry Fitzgerald	2,117	Seahawks	31

## FITZ GOES FOR STADIUM RECEPTIONS RECORD

WR **Larry Fitzgerald** enters Sunday's matchup vs. Seattle with 646 career receptions at State Farm Stadium.

Fitzgerald's next catch at the venue will make history.

He is currently tied with Hall of Famer Jerry Rice (646 at Candlestick Park) for the most receptions in NFL history at a single stadium.



### NFL History - Receptions By Stadium

Rnk	Player (Team)	Rec	Stadium
1t	Larry Fitzgerald (AZ)	646	State Farm Stadium
1t	Jerry Rice (SF)	646	Candlestick Park
3	Andre Johnson (Hou)	560	NRG Stadium
4	Cris Carter (Min)	531	Mall of America
5	Marvin Harrison (Ind)	515	RCA Dome

Fitzgerald's 7,909 career receiving yards at State Farm Stadium rank second in NFL history for a single venue behind Rice (9,403 at Candlestick Park).

### NFL History - Receiving Yards By Stadium

Rnk	Player (Team)	Yds	Gms	Stadium
1	Jerry Rice (SF)	9,403	119	Candlestick Park
2	Larry Fitzgerald (AZ)	7,909	112	State Farm Stadium
3	Andre Johnson (Hou)	7,776	88	NRG Stadium
4	Marvin Harrison (Ind)	7,189	87	RCA Dome
5	Steve Largent (Sea)	6,822	101	Kingdome

## MEMORABLE PERFORMANCES VS. SEATTLE

Two of the Cardinals stars on offense - WR **DeAndre Hopkins** and RB **Kenyan Drake** - had memorable performances the last time they faced the Seahawks.

In the Cardinals Week 15 victory at Seattle last season, **Drake** carried 24 times for a career-high 166 yards against the Seahawks. That total included a career-long 80-yard TD run in the first quarter that is tied for the third-longest TD run in Cardinals history.

### Longest Runs—Franchise History

Rnk	Player	Yds	Opponent
1	John David Crow (TD)	83	vs. Was, 10/4/58
2	Elmer Angsman (TD)	82	vs. Det, 10/23/49
3t	Kenyan Drake (TD)	80	at Sea, 12/22/19
3t	Andre Ellington (TD)	80	vs. Atl, 10/27/13
3t	Tim Hightower (TD)	80	at Atl, 9/19/10
3t	Paddy Driscoll (TD)	80	vs. KC, 10/18/25



While playing with Houston in 2017, **Hopkins** recorded eight receptions for 224 yards and a TD in Week 8 at Seattle. The 224 receiving yards remain the second-highest single-game total of his career (238 vs. Ten in 2014). Included in that total was a 72-yard TD catch in the fourth quarter that is the second-longest TD catch of his career.

## A CRUCIAL MATCHUP OUT WEST

The Cardinals remain in the thick of a tough race in the NFL's winningest division in 2020.

The Cardinals victory over Dallas on Monday Night Football last week - coupled with the Rams loss in San Francisco - means Arizona enters this week's showdown vs. the division-leading and undefeated Seahawks tied for second place in the NFC West.



### The NFC West in 2020

The NFC West leads the NFL in wins (16), points scored (635) and fewest points allowed (491) in 2020. It remains the only division in which every team has a record of .500 or better and in which every team has a positive point differential.

### 2020 NFC West Standings

Team	W	L	PF	PA	Hm	Road	Div	Conf
Seattle	5	0	169	135	3-0	2-0	0-0	3-0
<b>Arizona</b>	<b>4</b>	<b>2</b>	<b>166</b>	<b>112</b>	<b>1-1</b>	<b>3-1</b>	<b>1-0</b>	<b>3-2</b>
L.A. Rams	4	2	152	114	2-0	2-2	0-1	4-1
San Francisco	3	3	148	130	1-3	2-0	1-1	2-2

### This week in the division:

**Arizona (3-2) vs. Seattle (5-0)**

L.A. Rams (4-2) vs. Chicago (5-1)

San Francisco (3-3) at New England (2-3)

### A HEAVYWEIGHT BATTLE AT STATE FARM STADIUM

When the Cardinals and Seahawks square off at State Farm Stadium on Sunday, Arizona's #2 ranked scoring defense will try to slow down the NFL's #1 ranked scoring offense.

The Cardinals rank second in the NFL allowing just 18.7 points per game in 2020. The Seahawks enter the game leading the NFL averaging 33.8 points per game.

### Point Allowed/Game (2020)

Rnk	Team	PPG
1	Baltimore	17.3
<b>2</b>	<b>Arizona</b>	<b>18.7</b>
3t	Pittsburgh	18.8
3t	Miami	18.8
5	L.A. Rams	19.0

### Points Scored/Game (2020)

Rnk	Team	PPG
1	Seattle	33.8
2	Tennessee	32.8
3	Green Bay	32.4
4	Pittsburgh	31.2
5	New Orleans	30.6

## NINE STRAIGHT WITH 21+ POINTS

The Monday Night Football victory over the Cowboys (38 points) marked the ninth consecutive game the Cardinals have scored at least 21 points. Only two teams have longer active streaks than Arizona.

### Consecutive Games Scoring 21+ Pts (Active)

Rnk	Team	Gms
1	Kansas City	17
2	New Orleans	12
<b>3</b>	<b>Arizona</b>	<b>9</b>
4	Seattle	6
5t	Det/Mia/Pit	5



The Cardinals current streak of nine straight games with 21+ points is the team's longest since 2007-08 (10) and is tied for the fourth-longest in team history.

### Franchise Record - Consecutive Games Scoring 21+ Pts

Rnk	Year(s)	Gms
1	1983-84	11
2t	2007-08	10
2t	1948-49	10
<b>4t</b>	<b>2019-20</b>	<b>9</b>
4t	1975-76	9

### GOING FOR 21+ UNDER KINGSBURY

The Cardinals have scored 21+ points in 16 of 22 games under Kingsbury. Arizona scored 21+ points in an NFL-low 9 games in the two seasons prior to his arrival (2017-18).

## A BIG WIN ON MONDAY NIGHT

The Cardinals defeated the Cowboys 38-10 at AT&T Stadium on Monday Night Football in Week 6.

The final score represented Arizona's largest margin of victory on MNF since a 28-0 shutout of the NY Giants on 10/31/77.

The victory was the Cardinals third-ever road win on Monday Night Football and first since 1977. All three of Arizona's road wins on MNF have come against Dallas: 11/14/77 @ Dal, 24-17; 11/16/70 @ Dal, 38-0

Arizona is 4-1 in its last five appearances on MNF. The Cardinals have as many wins in their last five MNF appearances (4) as they had in their previous 20 (4).

With the win on Monday, the Cardinals improved to 5-1 in their last six games against the Cowboys and also improved to 2-0 all-time at AT&T Stadium.



## WINNING BIG IN 2020

Following their 28-point victory at Dallas, the Cardinals now have the second-best point differential (+54) in the NFC and the fourth-best in the NFL.

### NFL Leaders - Point Differential (2020)

Rnk	Team	Diff	PF	PA
1	Baltimore	+75	179	104
2	Pittsburgh	+62	156	94
3	Tampa Bay	+55	177	122
<b>4</b>	<b>Arizona</b>	<b>+54</b>	<b>166</b>	<b>112</b>
5	Kansas City	+48	175	127

Combined with their 30-10 win over the Jets in Week 5, the Cardinals have won consecutive road games by 20+ points for just the fifth time in franchise history. It marks just the second time in franchise history (Games 7-8 in 1949) the Cardinals have won road games by 20+ points in consecutive weeks.

### Franchise History - Consecutive Road Wins By 20+ Points

Year	Games
2020	Game 5 @ Jets (+20); Game 6 @ Dal (+28)
2015	Game 12 @ Rams (+24); Game 14 @ Eagles (+23)
2015	Game 2 @ Bears (+25); Game 5 @ Lions (+25)
1965	Game 2 @ Browns (+36); Games 4 @ Washington (+21)
1949	Game 4 @ Yankees (+45); Game 7 @ Lions (+23); Game 8 @ Packers (+22)

Between 2017-19, the Cardinals had just one win decided by 20 points or more. Of Arizona's four wins this season, three have come by 15+ points.

Arizona (2) joins Baltimore (2) and Miami (2) as the only teams with multiple wins by 20+ points this season.

## OFFENSE ROLLS OVER THE COWBOYS

The Cardinals finished Monday's game with a season-high 38 points, to go along with 438 total net yards (261 rushing; 177 passing).

It marks the eighth time - and fourth time this season - Arizona reached 400+ total yards in 22 games under head coach Kliff Kingsbury. Arizona reached 400+ yards just once in 32 games over the two seasons combined (2017-18) prior to his arrival.



Arizona (4) joins the L.A. Rams (4) and Dallas (4) as the only teams in the NFL this season with at least four games of 400+ total yards.

### Cardinals 400-Yard Games in 2020

Opponent	Yds	Pass	Rush
10/19 @ Dallas	438	177	261
10/11 @ NYJ	496	369	127
9/20 vs. Was	438	278	160
9/13 @ SF	404	224	180

### OVER 2,400 YARDS THROUGH SIX GAMES

The Cardinals have 2,415 total net yards on offense (1,449 passing; 966 rushing) in 2020. Arizona's 2,415 total yards represent the fifth-highest total in franchise history through the first six games of a season - and the most since the team had 2,434 total yards in 2015.

### Franchise History - Most Yards Thru 6 Games

Rnk	Year	Yds
1	1984	2,559
2	1948	2,493
3	1988	2,446
4	2015	2,434
<b>5</b>	<b>2020</b>	<b>2,415</b>

The 2020 season marks the third time in franchise history the Cardinals have at least 1,400 passing yards and 900 rushing yards through the first six games of a season.

### Franchise History - 1,400 Pass Yards & 900 Rush Yds Thru 6 Games

Year	Pass	Rush	Total
2020	1,449	966	2,415
1988	1,647	912	2,559
1984	1,493	953	2,446

## AMONG THE TOUCHDOWN LEADERS

The only team who has scored more TDs than the Cardinals (21) in 2020 is this week's opponent - the Seattle Seahawks (23). After scoring five TDs in Dallas on Monday, Arizona is tied for second in the NFL in TDs this season.

### NFL Leaders - Total Touchdowns (2020)

Rnk	Team	TDs	Rush	Pass	Ret
1	Seattle	23	4	19	0
<b>2t</b>	<b>Arizona</b>	<b>21</b>	<b>11</b>	<b>10</b>	<b>0</b>
2t	Kansas City	21	5	15	1
2t	Dallas	21	9	11	1
2t	Tampa Bay	21	6	14	1



## INSIDE THE NUMBERS - WHERE AZ RANKS

Below is a breakdown of the Cardinals offensive and defensive rankings in a variety of different categories this season.

### Arizona Offensive Rankings in 2020

Statistic	NFL Rnk
Rushing TDs (11)	1 <sup>st</sup>
Goal-to-Go TD Pct. (100.0)	t-1 <sup>st</sup>
4th Down Conv. Pct. (100.0)	t-1 <sup>st</sup>
Rushing 1st Downs (59)	1 <sup>st</sup>
Red Zone TD Pct. (80.0)	2 <sup>nd</sup>
Total 1st Downs (150)	2 <sup>nd</sup>
Total TDs (21)	t-2 <sup>nd</sup>
Big Plays (47)	t-2 <sup>nd</sup>
Big Play Runs (29)	3 <sup>rd</sup>
Rushing Yards/Game (161.0)	4 <sup>th</sup>
Total Yards/Game (402.5)	5 <sup>th</sup>
Total Plays (397)	6 <sup>th</sup>
Sacks Allowed (9)	10 <sup>th</sup>
Passing TDs (10)	t-16 <sup>th</sup>



### Arizona Defensive Rankings in 2020

Statistic	NFL Rnk
Goal-to-Go TD Pct. (41.7)	1 <sup>st</sup>
Points Allowed/Game (18.7)	2 <sup>nd</sup>
Red Zone TD Pct. (41.7)	2 <sup>nd</sup>
Rushing TDs Allowed (3)	t-2 <sup>nd</sup>
Total TDs Allowed (12)	t-4 <sup>th</sup>
QB Hits (37)	t-6 <sup>th</sup>
Sacks (17.0)	t-6 <sup>th</sup>
Yards Allowed/Play (5.15)	7 <sup>th</sup>
3rd Down Pct. (36.5)	7 <sup>th</sup>
Tackles for Loss (31)	t-7 <sup>th</sup>
Points/Drive Allowed (1.75)	8 <sup>th</sup>
Passing Yards/Game (226.5)	11 <sup>th</sup>
Total Net Yards/Game (346.2)	13 <sup>th</sup>

## AZ RUNS FOR SEASON-HIGH 261 YARDS

The Cardinals ran for a season-high 261 yards and three TDs on 35 carries (7.5 avg.) in the win over the Cowboys on Monday. Arizona has now rushed for 100+ yards in all six games this season – and in 16 of 22 games under Kingsbury.

The 2020 season marks just the third time in the last 46 years (1975-20) that the Cardinals have rushed for 100+ yards in each of the first six games of a season.

Monday's victory over the Cowboys marked the second time the Cardinals rushed for 260+ yards in a game in the last two seasons (266 yards at Cincinnati, 10/6/19). That equals the number of the games in which Arizona had 260+ yards in the previous 38 seasons: 11/27/11 at St. Louis (268) and 9/22/96 at New Orleans (267).

The Cardinals have rushed for 966 yards and 11 TDs on 183 carries (5.28 avg.) in 2020. Arizona's 966 rushing yards are the most through the first six games of a season since the team had 1,088 rushing yards through six games in 1976.

Through Week 6, Arizona ranks fourth in the NFL averaging 161.0 rushing yards per game in 2020.

### NFL Leaders – Rushing Yards/Game (2020)

Rnk	Team	Yds/Gm	Att	Avg	TD
1	Cleveland	169.5	194	5.2	8
2	New England	167.2	165	5.1	8
3	Baltimore	164.3	181	5.5	7
4	Arizona	161.0	183	5.3	11
5	Tennessee	157.8	163	4.8	7

After rushing for three TDs against the Cowboys on Monday, the Cardinals now have six rushing TDs in their last two games and an NFL-high 11 rushing TDs in 2020.

### NFL Leaders – Rushing TDs (2020)

Rnk	Team	TDs
1	Arizona	11
2t	L.A. Rams	9
2t	Dallas	9
4t	Cleveland	8
4t	New Orleans	8
4t	New England	8
4t	Minnesota	8
4t	San Francisco	8

### RUNNING FOR 150+ UNDER KINGSBURY

Monday's contest marked the eighth time the Cardinals have rushed for 150+ yards in 22 games under Kingsbury. Arizona had seven such games in the three seasons (2016-18) prior to his arrival.

With the victory over Dallas, Arizona improved to 7-1 in games it has rushed for 150+ yards under Kingsbury.

### LONG DISTANCE RUSHING TOUCHDOWNS

RB Chase Edmonds had a 29-yard rushing TD last week vs. the Jets, giving Arizona three rushing TDs of 20+ yards in 2020 (QB Kyle Murray has two such TD runs). That is tied with Cincinnati for the most in the NFL this season.



## DEFENSE CLAMPS DOWN ON THE COWBOYS

Facing the NFL's #3 ranked scoring offense in Dallas on Monday Night Football, the Cardinals held the Cowboys (who entered the contest averaging 32.6 points/game) to season lows in points (10) and total TDs (1).

The 10 points allowed tied for the fewest for the Cardinals under defensive coordinator Vance Joseph - matching their total from Week 5 against the Jets.

### KEEPING POINTS TO A MINIMUM

Over the past two weeks, the Cardinals joined the Rams (Weeks 4-5) as the only teams in the NFL to hold opponents to 10 points or fewer in consecutive games this season.



The victory over Dallas marked the fifth time in the last eight games Arizona's defense has allowed 20 points or fewer. With the win on MNF, the Cardinals improved to 4-0 this season when holding an opponent to 20 points or fewer.

Only Kansas City (5) has held an opponent to 20 points or fewer more times than the Cardinals (4) this season.

### NFL Leaders - Games Allowing 20 Points or Fewer (2020)

Rnk	Team	Gms
1	Kansas City	5
2t	Arizona	4
2t	Chicago	4
2t	L.A. Rams	4
2t	Baltimore	4
2t	Tampa Bay	4

The Cardinals defense is allowing just 18.7 points per game in 2020. That is the second-best total in the NFL behind only Baltimore (17.3).

### NFL Leaders – Point Allowed/Game (2020)

Rnk	Team	PPG
1	Baltimore	17.3
2	Arizona	18.7
3t	Pittsburgh	18.8
3t	Miami	18.8
5	L.A. Rams	19.0

The Cardinals (112) have allowed the fewest points in the NFC – despite having already played six games in 2020.

### NFL Leaders – Fewest Points Allowed

Rnk	Team	Pts	Gms
1	Pittsburgh	94	5
2	Baltimore	104	6
3t	Denver	110	5
3t	New England	110	5
5	Arizona	112	6

The Cardinals defense has allowed just two TDs in the last two games (1 at NYJ; 1 at Dal). It marks just the second time in the last 16 seasons (2005-20) that Arizona allowed one TD or fewer in back-to-back road games: Games 12-13 in 2015.

### SHUTTING IT DOWN INSIDE THE RED ZONE

The Cardinals held the Cowboys to just one TD on three red zone possessions and kept them out of the end zone two of their three goal-to-goal possession.

That performance kept with a trend for the Cardinals defense in 2020. Arizona has allowed opponents to score a TD on just 10 of 24 red zone possessions this season. Only Chicago (36.4%) has a better opponent red zone TD percentage than Arizona (41.7) in 2020.

When opponents get really close is when the Cardinals defense clamps down best. In goal-to-goal situations, Arizona has allowed TDs on just five of 12 possessions. The Cardinals 41.7% opponent goal-to-goal percentage leads the NFL in 2020.

## VANCE'S DEFENSE GETTING IT DONE

Coming off a Week 6 victory in which the Cardinals defense held the Cowboys to just 10 points, an average of 4.1 yards per play, 3.6 yards per rush attempt and 4.3 yards per pass attempt, below is a look at Arizona's defensive rankings under defensive coordinator Vance Joseph dating back to the final four games of the 2019 season.

### NFL Defensive Ranks (Since Week 14 of 2019)

Statistic	Rnk
Rushing TDs Allowed (5)	t-2 <sup>nd</sup>
Yards/Play Allowed (5.13)	4 <sup>th</sup>
Tackles for Loss (58)	t-4 <sup>th</sup>
Points Allowed/Game (20.3)	5 <sup>th</sup>
Passing Yards/Game (217.9)	6 <sup>th</sup>
Red Zone TD % (50.0)	t-6 <sup>th</sup>
Sacks (27)	7 <sup>th</sup>
TDs Allowed (21)	8 <sup>th</sup>
Net Yards Allowed/Game (339.3)	9 <sup>th</sup>



## HOPKINS' RECORD-SETTING START

WR **DeAndre Hopkins** has been as good as advertised in his first season with the Cardinals, who acquired the three-time 1st-team All-Pro in the offseason in a trade with Houston.

Through six games, Hopkins has 47 receptions for 601 yards and two TDs. **He leads the NFL in receptions, receiving yards and first down receptions in 2020.**



NFL Leaders - Receptions (2020)		
Rnk	Player (Team)	Rec
1	<b>DeAndre Hopkins (AZ)</b>	<b>47</b>
2	Amari Cooper (Dal)	46
3	Stefon Diggs (Buf)	42
4t	Robby Anderson (Car)	40
4t	Allen Robinson (Chi)	40

NFL Leaders - Receiving Yards (2020)		
Rnk	Player (Team)	Yds
1	<b>DeAndre Hopkins (AZ)</b>	<b>601</b>
2	Robby Anderson (Car)	566
3	Stefon Diggs (Buf)	555
4	Calvin Ridley (Atl)	546
5	Justin Jefferson (Min)	537

NFL Leaders - 1 <sup>st</sup> Down Receptions (2020)		
Rnk	Player (Team)	1st
1	<b>DeAndre Hopkins (AZ)</b>	<b>31</b>
2t	Amari Cooper (Dal)	28
2t	Calvin Ridley (Atl)	28
4	Tyler Boyd (Cin)	27
5	Terry McLaurin (Was)	26

### A START FOR THE CARDINALS RECORD BOOKS

Hopkins (47) tied the franchise record for receptions in the first six games of the season, matching the total posted by J.T. Smith in 1989.

### Franchise Record – Receptions in 1<sup>st</sup> 6 Games of Season

Rnk	Player (Year)	Rec
1t	<b>DeAndre Hopkins (2020)</b>	<b>47</b>
1t	J.T. Smith (1989)	47
3t	Larry Fitzgerald (2015)	43
3t	Larry Centers (1996)	43
5	Larry Fitzgerald (2017)	42

In franchise history, only Smith (603 in 1989) had more receiving yards in the first six games of a season than Hopkins has in 2020 (601).

### Franchise Record – Receiving Yards in 1<sup>st</sup> 6 Games of Season

Rnk	Player (Year)	Yds
1	J.T. Smith (1989)	603
2	<b>DeAndre Hopkins (2020)</b>	<b>601</b>
3	Anquan Boldin (2003)	592
4	David Boston (2001)	589
5	Larry Fitzgerald (2015)	583

### A CAREER-HIGH IN WEEK 1

**Making his Cardinals debut at San Francisco, Hopkins established a career-high with 14 receptions, finishing with 151 receiving yards.**

Hopkins' 14 receptions were the most in franchise history in a season-opener and tied for the second-highest single-game total in franchise history.

### Franchise Record – Receptions (Single-Game)

Rnk	Player	Rec	Opponent
1	Sonny Randle	16	11/4/62 at NYG
2t	<b>DeAndre Hopkins</b>	<b>14</b>	<b>9/13/20 at SF</b>
2t	Anquan Boldin	14	9/23/07 at Bal
4t	7 times	13	

## KIRK'S BIG RETURN TO AT&T STADIUM

Like teammate Kyler Murray, WR **Christian Kirk** entered last Monday's game with experience playing at AT&T Stadium. He played three games at the venue during his time at Texas A&M, scoring six TDs in those contests. He added to that total on MNF, scoring his second and third TDs of the season.

Kirk's first catch was a six-yard TD reception early in the second quarter. Two drives later, he hauled in a career-long 80-yard TD catch. Dating back to his college career at Texas A&M, Kirk now has eight TDs in four games played at AT&T Stadium.

Kirk's 80-yard TD reception was his ninth career TD catch, four of which have covered 50+ yards (59, 69, 75 and 80 yards). Dating back to his rookie season in 2018, only Tyreek Hill (6) and DeSean Jackson (5) have more TD receptions of 50+ yards.

### NFL Leaders – TD Receptions of 50+ Yards (2018-20)

Rnk	Player (Team)	TDs
1	Tyreek Hill (KC)	6
2	DeSean Jackson (Phi)	5
3t	<b>Christian Kirk (AZ)</b>	<b>4</b>
3t	A.J. Brown (Ten)	4
3t	Stefon Diggs (Buf)	4
3t	Mike Evans (TB)	4
3t	Cooper Kupp (LAR)	4
3t	D.J. Moore (Car)	4

In five games played this season, Kirk has 13 receptions for 240 yards and a team-high three TD receptions. His three TD catches tie his career high for a single season.



## CAPTAIN BAKER SHINES IN DALLAS

Signed to a four-year contract extension during training camp, S **Budda Baker** is delivering quite the encore performance this year after a break-out campaign in 2019.

**In addition to developing into one of the top defenders in the game, Baker recently added another role in 2020: team captain.** He received the honor last Sunday evening prior to the Monday night game, taking over the spot LB Chandler Jones held prior to his season-ending injury.

### NEW ROLE SUITS HIM WELL

Baker acquitted himself quite well in his first game as a captain during the Cardinals 38-10 victory over Dallas on MNF.

Still wearing a cast on his hand due to a thumb injury suffered earlier this season, Baker had one of the best games of his career. **The Pro Bowler finished Monday's game with seven tackles, a sack, his first career INT, a tackle for loss, two QB hits, a pass defended and a forced fumble.**

**He became the first Cardinals player since 2003 (Renaldo Hill on 11/2 vs. Cincinnati) to record a sack, an INT and a forced fumble in the same game.**

In the fourth quarter, Baker dove in front of an Andy Dalton pass intended for Amari Cooper and intercepted it at the AZ 10-yard line. **It was the first INT of his NFL career and first INT since his junior year at the University of Washington**, when he intercepted a Luke Falk pass on 11/25/16 vs. Washington State.

**Through Week 6, Baker has 45 tackles, three tackles for loss, 2.0 sacks, three QB hits, his first-career INT, two passes defended and a forced fumble in five games (all starts).** He missed Arizona's Week 4 game against Carolina after thumb surgery, but still ranks top-five among NFL DBs in tackles this year.

### NFL Leaders – Total Tackles by a DB (2020)

Rnk	Player (Team)	Tackles	GP
1	S Jordan Poyer (Buf)	50	6
2	S Jeremy Chinn (Car)	48	6
3	S Josh Jones (Jax)	47	6
4	S John Johnson (LAR)	46	6
5t	<b>S Budda Baker (AZ)</b>	<b>45</b>	<b>5</b>
5t	S Vonn Bell (Cin)	45	6

**Since the start of the 2019 season, Baker leads all NFL DBs in total (192) and solo (126) tackles.**

### NFL Leaders – Total Tackles by a DB (2019-20)

Rnk	Player (Team)	Tackles	Solo	GP
1	<b>S Budda Baker (AZ)</b>	<b>192</b>	<b>126</b>	<b>21</b>
2t	S Landon Collins (Was)	154	93	21
2t	S Jordan Poyer (Buf)	154	85	22
4	CB Logan Ryan (Ten/NYG)	151	94	22
5	S Jessie Bates III (Cin)	144	93	22

### THE "HEART AND SOUL" ON DEFENSE

Baker missed the Week 4 game against the Panthers while recovering from thumb surgery, and in his first game back, he led the team with 10 tackles and had a 16-yard sack in the win against the Jets in Week 5.

His absence was felt, and those within the organization spoke highly of the standout safety prior to his Week 5 return:

**General Manager Steve Keim:** "When you don't see him out on the field, it just goes to show how valuable he is. The guy is a human eraser. He makes a ton of tackles. He brings energy. He brings juice. He's physical. He's our leader and our heart and soul on defense."


**WR Larry Fitzgerald:** "Nobody means more to this football team than Budda Baker, and you can take that to the bank. The guy plays the game the right way. He works at it the right way. The way he's wired mentally, as a teammate, he's approachable. ... This guy is the best of the best as a human being, as a football player, as a teammate. And I love him. I know his teammates all feel the same way about him and we're very privileged to have him back on the field with us."

## MONDAY NIGHT NOTABLES

Fourth-year LB **Haason Reddick** had one of the best games of his career against the Cowboys, recording five tackles, 2.0 sacks, two tackles for loss and a pass defended. It was the first multi-sack performance of his career.

Second-year CB **Byron Murphy Jr.** also had a career game in Dallas, finishing with eight tackles, a tackle for loss, two passes defended and his first career fumble recovery.

Playing just days after attending the funeral of his father, DL **Jordan Phillips** recorded two tackles, two QB hits, a forced fumble and a fumble recovery against the Cowboys. Playing in his 82<sup>nd</sup> career game, it was the first time in his career Phillips recorded a forced fumble and fumble recovery in the same game.



## BY THE NUMBERS

**16**

Wins for the teams in the NFC West, the most among any division in the NFL. The NFC West leads the NFL in wins, points scored (635) and fewest points allowed (491). It remains the only division in which every team has a record of .500 or better and in which every team has a positive point differential.

**646**

Career receptions for WR Larry Fitzgerald at State Farm Stadium. He needs just one catch to establish an NFL record for the most receptions at a single stadium in NFL history. He enters this week's game vs. Seattle tied with Jerry Rice (646 at Candlestick Park) for the record.

**256**

Career games played for WR Larry Fitzgerald. In NFL history, only seven players have appeared in more games with a single team. The only offensive players in NFL history to appear in more games with a single team are OL Bruce Matthews (296 w/Titans), QB Tom Brady (285 w/Patriots) and OL Jackie Slater (259 w/Rams).

**18.7**

Points allowed per game by the Cardinals defense this season, which ranks second in the NFL behind only Baltimore (17.3). After holding the Cowboys #3 ranked scoring offense to just 10 points last week, Arizona will go head-to-head with Seattle's #1 ranked scoring offense (33.8 ppg).

**224**

Receiving yards for WR DeAndre Hopkins in his last game against the Seahawks (Week 8 of the 2017 while in Houston). Hopkins finished that game with eight catches for 224 yards, including a 72-yard TD reception.

**7-0**

Kyler Murray's record as a starting QB at AT&T Stadium dating back to his sophomore year in high school in 2012. After leading the Cardinals past the Cowboys last week, Murray now has a win at AT&T Stadium at the high school, college and NFL levels.

**5**

Games this season in which Murray has both a passing and rushing TD. He is the first player in NFL history to accomplish the feat at least five times in the first six games of a season.

**72.0**

Cardinals conversion percentage on fourth down under head coach Kliff Kingsbury, the best in the NFL. Arizona is 18-of-25 on fourth down conversion attempts in that span, including five-of-five in 2020.

**+54**

Cardinals point differential through six games. Following their 28-point victory on the road in Dallas on Monday night, the Cardinals now have the second-best point differential in the NFC and fourth-best in the NFL.

**9**

Consecutive games the Cardinals have scored 21+ points. Only Kansas City (17) and New Orleans (12) have scored 21+ in more consecutive games.

**11**

Rushing TDs for the Cardinals this season, an NFL high. Arizona has rushed for six TDs in the last two games.

**21**

Total TDs scored by the Cardinals this season (10 passing, 11 rushing). Only Seattle (23) has scored more TDs than Arizona in 2020.

**164**

Rushing yards for RB Kenyan Drake last week in Dallas. He finished with 164 yards and two TDs (1 and 69 yards) on 20 carries. It was the second-highest single-game rushing total of Drake's career, behind only the 166 yards he ran for in Seattle in Week 16 last season.

**100.0**

Cardinals TD percentage (14-of-14) in goal-to-go situations in 2020, tied with Tampa Bay and Tennessee for the best in the NFL.

**47**

Receptions for Hopkins this season. His 47 catches, 601 receiving yards and 31 first down receptions all lead the NFL in 2020.

**261**

Total yards for the Cardinals in their win over the Jets last week (369 passing, 127 rushing). It marked the seventh time Arizona reached 400+ total yards in 21 games under Kingsbury. The Cardinals reached 400+ yards just once in 32 games over the two seasons combined (2017-18) prior to his arrival.

**2,415**

Total yards for the Cardinals offense in 2020 (1,449 passing, 966 rushing). Arizona's 2,415 total yards represent the fifth-highest total in franchise history through the first six games of a season – and the most since the team had 2,434 total yards in 2015.

**4**

Games this season in which the Cardinals have held an opponent to 20 points or fewer. Arizona is 4-0 in those contests.

## WHAT TO LOOK FOR IN WEEK 7

### WITH A WIN THIS WEEK...

- Arizona would snap a seven-game winless streak at home against the Seahawks. The Cardinals would earn their first home win against Seattle since 2012.
- The Cardinals would improve to 5-2 on the year, and would pull to within a half game of Seattle in the NFC West

### MILESTONES WITHIN REACH

#### QB Kyler Murray

- With a rushing TD, Murray (7) would establish a new franchise single-season record for rushing TDs by a QB. He is currently tied with Jim Hart (6 in 1968).
- With both rushing and passing TD, Murray would become the first player in NFL history to accomplish that feat in six of the first seven games of a season.

#### WR Larry Fitzgerald

- With a reception, Fitzgerald would have at least one catch in 250 consecutive games, extending the second-longest streak in NFL history (Jerry Rice - 274).
- With a reception, Fitzgerald would have 647 catches at State Farm Stadium, the most in NFL history at a single venue. Currently, Fitzgerald is tied with Jerry Rice (646 at Candlestick Park) for the most receptions at a single venue.
- With 100+ receiving yards, Fitzgerald would have 50 career 100-yard games to extend his franchise record. He would have more than the players in second and third place on the franchise all-time list combined (49).

#### WR DeAndre Hopkins

- With eight catches, Hopkins (55) would establish a franchise record for receptions in the first seven games of a season. J.T. Smith (54 in 1989) holds the current mark.
- With 129 receiving yards, Hopkins would establish a franchise record for receiving yards through the first seven games of a season. Roy Green (729 in 1984) holds the current mark.

#### WR Christian Kirk

- With a TD reception, Kirk (4) would establish a new career high for TD catches in a season (had 3 in both 2018 and 2019).

#### LB Haason Reddick

- With a sack, Reddick (5.0) would establish a new career high for sacks in a season (previous high was 4.0 in 2018).

## WEEK 7 AROUND THE NFL

Teams on bye: Vikings, Dolphins, Colts, Ravens

### Sunday, October 22

New York Giants at Philadelphia Eagles - 5:20 PM (FOX/NFLN/Amazon)

### Sunday, October 25

Pittsburgh Steelers at Tennessee Titans - 10:00 AM (CBS)

Dallas Cowboys at Washington - 10:00 AM (FOX)

Buffalo Bills at New York Jets - 10:00 AM (CBS)

Carolina Panthers at New Orleans Saints - 10:00 AM (FOX)

Green Bay Packers at Houston Texans - 10:00 AM (FOX)

Cleveland Browns at Cincinnati Bengals - 10:00 AM (CBS)

Detroit Lions at Atlanta Falcons - 10:00 AM (FOX)

**Seattle Seahawks at Arizona Cardinals - 1:05 PM (FOX)**

Jacksonville Jaguars at Los Angeles Chargers - 1:25 PM (CBS)

San Francisco 49ers at New England Patriots - 1:25 PM (CBS)

Kansas City Chiefs at Denver Broncos - 1:25 PM (CBS)

Tampa Bay Buccaneers at Las Vegas Raiders - 5:20 PM (NBC)

### Monday, October 26

Chicago Bears at Los Angeles Rams - 5:15 PM (ESPN)

## KEEPING UP WITH THE CARDINALS

Last year the Cardinals launched a new media site on NFL Online Media Guide ([www.NFLOMG.com](http://www.NFLOMG.com)).

The all-encompassing media resource has taken on special importance in following the Cardinals in 2020. Due to safety precautions put in place during the ongoing COVID-19 outbreak, hard copies of the game release, game books, transcripts and other team produced materials are not passed out during the week or on game day at State Farm Stadium.

The Cardinals OMG site is updated continuously and includes the following and more:

- Traditional media guide information
- Player bios that will feature career and seasons stats updated in real-time.
- Official league statistics from NFL GSIS
- Tweet-ready charts and stat grids that update in real time
- Customizable in-game reports
- Final game books and statistics
- Records and milestones tracked live
- Postgame quotes



## KYLER MURRAY - AT A GLANCE

- Voted a team captain in 2020.
- Named the 2019 AP NFL Offensive Rookie of the Year.
- In 22 NFL starts, has completed 484-of-747 pass attempts (64.8%) for 5,209 yards and 30 TDs while rushing for 914 yards and 10 TDs on 144 carries (6.3 avg.).



- In 2020, became the first QB in NFL history with both a passing and rushing TD in at least five of the first six games of a season.

- In just six games in '20, has tied the franchise single-season record for rushing TDs by a QB, matching Jim Hart's total (6 in 13 games) from the 1968 season.

- In 2020, has become the first QB in the Super Bowl era with at least 10 passing TDs and 6 rushing TDs through the first six games of a season.

- Named NFC "Offensive Player of the Week" for his performance in Week 5 vs. the Jets, marking second time he has won the award. Now one of just four QBs in franchise history to win the award multiple times.

- Became just the 6<sup>th</sup> different QB in NFL history with 3,500+ passing yards and 500+ rushing yards in a season. Joined Cam Newton (2011)

as the only rookies to accomplish the feat.

- Set franchise rookie records for wins by a QB (5), passing yards (3,722), TD passes (20), completions (349), attempts (542), and games with multiple TD passes (8).

- In franchise history, only Kurt Warner (3x) had a better completion percentage in a season than Murray had in 2019 (64.39).

- Became the first rookie QB in team history to start all 16 games in a season and was only rookie QB to start all 16 games in 2019 (NFL's first since 2016).

- His 544 rushing yards in 2019 were the most by a QB in franchise history, surpassing the previous record of 501 (Hall of Famer Charley Trippi in 1951).

- First QB in team history to throw for 3,000+ yards and run for 500+ yards in a season.

- One of three rookies in NFL history with at least five 300-yard passing performances: Andrew Luck (6 in 2012) and Daniel Jones (5 in 2019).

- Between Weeks 4-10 last season, set an NFL rookie record with 211 consecutive pass attempts without an INT.

- First player in NFL history with 20+ completions in each of his first six games.

- Joined Cam Newton (2011) as the only QBs in NFL history to throw for 300+ yards in each of their first two career games.

- Became the first Cardinals rookie QB to start a season opener since Lamar McHan in 1954.

- Selected #1 overall by the Cardinals in the 2019 NFL Draft. Fifth player ever taken by Arizona #1 overall and first since 1958.

## MURRAY WINS PLAYER OF THE WEEK

QB **Kyler Murray** was named the "NFC Offensive Player of the Week" for his performance in the Cardinals Week 5 victory over the Jets.

It marks Murray's second career "Offensive Player of the Week" selection (Week 6 vs. Atlanta in 2019) and he becomes just the fourth QB in franchise history to win multiple "Player of the Week" awards (Kurt Warner, Boomer Esiason, Neil Lomax).

*Murray completed 27-of-37 pass attempts (72.9%) for a career-high 380 yards, a TD and a passer rating of 103.4 in the win. He also ran for 31 yards and a TD on nine carries.*

On the Cardinals five scoring drives against the Jets, Murray completed 18-of-22 pass attempts (81.8%) for 290 yards and a TD while also rushing for 33 yards and a TD on five carries.



## NOTHING LIKE NUMBERS MURRAY IS PUTTING UP

Through six games in 2020, **Murray** has completed 135-of-205 pass attempts for 1,487 yards and 10 TDs, while also rushing for 370 yards and six TDs on 51 carries.

**He is the first QB in the Super Bowl era with at least 10 passing TDs and 6 rushing TDs in the first six games of a season.**

### RARE NUMBERS SO FAR IN A YOUNG CAREER

Murray has completed 484-of-747 pass attempts (64.8%) for 5,209 yards and 30 TDs while rushing for 914 yards and 10 TDs on 144 carries (6.3 avg.).

He is just the fifth player in NFL history with 30+ passing TDs and 10+ rushing TDs in their first two NFL seasons.

### NFL History – 30+ Pass TDs & 10+ Rush TDs in 1st 2 Seasons

Rnk	Player (Years)	Pass	Rush	Gms
1	Cam Newton (2011-12)	40	22	32
2	Dak Prescott (2016-17)	45	12	32
3	Lamar Jackson (2018-19)	42	17	31
4	Josh Allen (2018-19)	30	17	28
5	<b>Kyler Murray (2019-20)</b>	<b>30</b>	<b>10</b>	<b>22</b>



## THROUGH THE AIR AND ON THE GROUND

Last week's win over the Cowboys was **Murray's** sixth career game with both a passing and rushing TD, including his fifth such performance this season.

**He is the first player in NFL history to accomplish the feat five times in the first six games of a season.** Murray (5) joins Jim Hart (5 in 1968) as the only players in franchise history with at least five such games in a single season.

**Murray's five games with both a passing and rushing TD lead the NFL in 2020.**

### NFL Leaders - Games w/ Pass & Rush TD (2020)

Rnk	Player (Team)	Gms
1	<b>Kyler Murray (AZ)</b>	<b>5</b>
2t	Josh Allen (Buf)	3
2t	Carson Wentz (Phi)	3
4t	Patrick Mahomes (KC)	2
4t	Jared Goff (LAR)	2
4t	Lamar Jackson (Bal)	2

Only three players in franchise history had more games with both a passing and rushing TD in their career than Murray has in his first 22 career games.

### Franchise Record – Games w/ Rush & Pass TD (Career)

Rnk	Player (Years)	Gms
1	Jim Hart (1966-83)	11
2	Ernie Nevers (1929-31)	8
3	Charley Johnson (1961-69)	7
4t	<b>Kyler Murray (2019-20)</b>	<b>6</b>
4t	Paul Christman (1945-49)	6



## MURRAY TOSsing MORE TDS

**Murray** has thrown six TD passes in the last three games, including two TD tosses in last Monday's victory over the Cowboys.

His 80-yard TD pass to WR Christian Kirk in the second quarter in Dallas was his 30<sup>th</sup> career TD pass. He now needs just three more to pass Jake Plummer (32) for the most in franchise history by a player in his first two seasons.

### Franchise Record – TD Passes in 1st 2 NFL Seasons

Rnk	Player (Years)	TDs
1	Jake Plummer (1997-98)	32
2	<b>Kyler Murray (2019-20)</b>	<b>30</b>
3	Jim Hart (1966-67)	19
4	Paul Christman (1945-46)	18
5	Lamar McHan (1954-55)	17

Murray's performance at Dallas last week was his 11<sup>th</sup> career game with multiple TD passes. **Despite being just six games into his second season, he has already established a franchise record for most games with multiple TD passes in a player's first two NFL seasons.**

### Franchise Record – Games w/ 2+ TD Passes (1st 2 Seasons)

Rnk	Player (Years)	Gms
1	<b>Kyler Murray (2019-20)</b>	<b>11</b>
2	Jake Plummer (1997-98)	8
3	Sam Etcheberry (1961-62)	7
4t	Jim Hart (1966-67)	6
4t	M.C. Reynolds (1958)	6
4t	Lamar McHan (1954-55)	6





## ONE MORE RUSHING TD FOR THE RECORD

In the second quarter at Dallas last week, **Murray** ran for his sixth TD of the season (and 10<sup>th</sup> of his career) on a one-yard run.

Despite being just six games into the season, his six rushing TDs tie the franchise single-season record for rushing TDs by a QB. He matched the total put up by Jim Hart, who had six rushing TDs in 13 games in 1968.

### Franchise Record – Rushing TDs by QB (Season)

Rnk	Player (Year)	TDs	Gms
<b>1t</b>	<b>Kyler Murray (2020)</b>	<b>6</b>	<b>6</b>
1t	Jim Hart (1968)	6	13
3t	King Hill (1959)	5	11
3t	Lamar McHan (1956)	5	12
<b>5t</b>	<b>Kyler Murray (2019)</b>	<b>4</b>	<b>16</b>
5t	Jake Plummer (1998)	4	16
5t	Charley Trippi (1952)	4	11
5t	Charley Trippi (1951)	4	12
5t	Arnie Horween (1922)	4	11



No QB in the Super Bowl era had more rushing TDs than Murray through the first six games of a season.

*Only Minnesota RB Dalvin Cook (7) has more rushing TDs than Murray in 2020.*

### NFL Leaders – Rushing TDs (2020)

Rnk	Player (Team)	TDs
1	RB Dalvin Cook (Min)	7
<b>2t</b>	<b>QB Kyler Murray (AZ)</b>	<b>6</b>
2t	RB Derrick Henry (Ten)	6
4t	RB Todd Gurley (Atl)	5
4t	RB Josh Jacobs (LV)	5
4t	RB Aaron Jones (GB)	5
4t	QB Cam Newton (Car)	5
4t	RB Ezekiel Elliott (Dal)	5

## MURRAY'S LONG TD RUNS

**Murray** had TD runs of 14 and 21 yards vs. Washington in Week 2. His 21-yard TD run in the fourth quarter was his third career TD run of 20+ yards (22-yarder at San Francisco in Week 1 of 2020; 22-yarder at San Francisco in Week 11 of 2019).

He joins Baltimore's Lamar Jackson the only QBs with at least three TD runs of 20+ yards dating back to last season.

### NFL Leaders – QB TD Runs of 20+ Yards (2019-20)

Rnk	Player (Team)	TD
1	Lamar Jackson (Bal)	4
<b>2</b>	<b>Kyler Murray (AZ)</b>	<b>3</b>
3t	Joe Burrow (Cin)	1
3t	Sam Darnold (NYJ)	1
3t	Taysom Hill (NO)	1
3t	Ryan Tannehill (Ten)	1
3t	Mitchell Trubisky (Chi)	1
3t	Deshaun Watson (Hou)	1



*Over the last 61 seasons (1960-2020), there have been six total TD runs of 20+ yards by a Cardinals QB. Murray has three of those TD runs in his last 12 games.*

### TD Runs of 20+ Yards by Cardinals QB (1960-2020)

Player	Opponent	Distance
<b>Kyler Murray</b>	<b>9/20/20 vs. Washington</b>	<b>21</b>
<b>Kyler Murray</b>	<b>9/13/20 @ San Francisco</b>	<b>22</b>
<b>Kyler Murray</b>	<b>11/17/19 @ San Francisco</b>	<b>22</b>
Jake Plummer	10/27/02 @ San Francisco	34
Neil Lomax	12/6/81 vs. New Orleans	22
Jim Hart	9/24/67 @ Pittsburgh	23

### NOT JUST ABOUT THE TOUCHDOWN RUNS

Murray's 48-yard run in the third quarter at Carolina in Week 4 was the third-longest run by a QB in franchise history. It was the longest since M.C. Reynolds had a 50-yard run vs. Philadelphia in 1958.

### Longest Runs By Quarterback (All-Time)

Rnk	Player	Dist	Opponent
1	Charley Trippi	59t	10/5/52 vs. Chicago Bears
2	M.C. Reynolds	50	11/2/58 vs. Philadelphia
<b>3</b>	<b>Kyler Murray</b>	<b>48</b>	<b>10/4/20 @ Carolina</b>
4	Sam Etcheverry	44	12/17/61 vs. Pittsburgh
5	Lamar McHan	38	10/2/55 vs. NY Giants

*Murray's 48-yard run vs. Carolina was his 11th career run of 20+ yards. Dating back to last season, Murray and Lamar Jackson (13) are the only QBs in the NFL with at least 10 runs of 20+ yards.*

## #1'S PRODUCTIVE GROUND GAME

**Murray** has rushed for 183 yards and two TDs on 19 carries (9.6 avg.) over the last three games, including 74 yards and a TD on 10 carries last week in Dallas.

He now has 370 rushing yards in 2020. *In the Super Bowl era, only four different QBs rushed for more yards through the first six games of a season.*

### NFL Record – QB Rush Yards Thru 1st 6 Games (Season)

Rnk	Player (Team)	Yds	Year
1	Bobby Douglass (Chi)	475	1972
2	Lamar Jackson (Bal)	460	2019
3	Michael Vick (Atl)	441	2006
4	Robert Griffin III (Was)	379	2012
5	Michael Vick (Phi)	372	2011
<b>6</b>	<b>Kyler Murray (AZ)</b>	<b>370</b>	<b>2020</b>

### MURRAY BREAKS INTO TOP-5 JUST SIX GAMES IN

After rushing for 74 yards last week in Dallas, Murray broke into the top-5 on the Cardinals single-season list for rushing yards by a QB - despite being just six games into the 2020 campaign. Murray established the franchise record as a rookie in '19.

### Franchise Record - Rushing Yards By QB (Season)

Rnk	Player (Year)	Yds
<b>1</b>	<b>Kyler Murray (2019)*</b>	<b>544</b>
2	Charley Trippi (1951)	501
3	Timm Rosenbach (1990)	470
<b>4</b>	<b>Kyler Murray (2020)</b>	<b>370</b>
5	Charley Trippi (1952)	350

\*Rookie Season



## ANOTHER TOP RUSHING TOTAL

**Murray** already owns seven of the top-11 single-game rushing performances by a QB in franchise history, despite having played in just 22 games.

### Rushing Yards By QB – Single Game (All-Time)

Rnk	Player	Yds	Opponent
1	Charley Trippi	145	12/16/51 @ Chi
2	M.C. Reynolds*	99	11/2/58 vs. Phil
<b>3</b>	<b>Kyler Murray*</b>	<b>93</b>	<b>10/6/19 @ Cin</b>
<b>4</b>	<b>Kyler Murray</b>	<b>91</b>	<b>9/13/20 @ SF</b>
5	Charley Trippi	86	10/5/52 vs. Chi
6	Charley Trippi	81	11/18/51 @ SF
<b>7</b>	<b>Kyler Murray</b>	<b>78</b>	<b>10/4/20 @ Car</b>
<b>8</b>	<b>Kyler Murray</b>	<b>74</b>	<b>10/19/20 @ Dal</b>
<b>9</b>	<b>Kyler Murray*</b>	<b>69</b>	<b>9/22/19 vs. Car</b>
<b>10t</b>	<b>Kyler Murray</b>	<b>67</b>	<b>9/20/20 vs. Was</b>
<b>10t</b>	<b>Kyler Murray*</b>	<b>67</b>	<b>11/17/19 @ SF</b>

\*Rookie Season



## A CAREER HIGH IN NEW YORK

In the Cardinals Week 5 win over the Jets, **Murray** completed 27-of-37 pass attempts (72.9%) for a career-high 380 yards, a TD and a passer rating of 103.4. He also rushed for 31 yards and a TD on nine carries. Murray earned NFC "Offensive Player of the Week" honors for the performance.

Murray's 380 passing yards are the highest total for a Cardinals QB since Carson Palmer threw for 421 yards on 10/18/15 at Pittsburgh. *It was the most passing yards by a Cardinals QB in a win since Palmer threw for 419 yards in a 27-14 victory at Jacksonville on 11/17/13.*

Murray has six career 300-yard outings. No other QB in franchise history had more than four games with 300+ passing yards in their first two NFL seasons.

### Franchise Record – Games w/ 300+ Passing Yards in 1st 2 Seasons

Rnk	Player (Years)	Gms
<b>1</b>	<b>Kyler Murray (2019-20)</b>	<b>6</b>
2	Jake Plummer (1997-98)	4
3	Charley Johnson (1962-63)	3
4t	Ryan Lindley (2012-14)	2
4t	John Skelton (2011-12)	2
4t	Timm Rosenbach (1989-90)	2
4t	Jim Hart (1966-67)	2

Below is a breakdown of Murray's statistics by game:

### Murray Statistical Game Breakdown (Career)

Statistic	Gms
300 Yards Passing	6
100+ Passer Rating	5
2+ TD Passes	11
3+ TD Passes	3
50+ Rush Yards	8
1+ Rushing TD	9
2+ Total TD (Pass & Rush)	14




## THE PASSING OF A LEGEND

On September 17<sup>th</sup>, Hall of Fame safety **Larry Wilson** passed away at the age of 82.

A legendary figure in NFL history, Wilson spent more than 43 years with the Cardinals organization. Some of those highlights:

- A seventh-round selection in the 1960 Draft out of Utah, he played 13 seasons for the Cardinals
- Earned 8 Pro Bowl selections and was named 1<sup>st</sup>-team All-Pro 5 times
- Was named to both the NFL's 75<sup>th</sup> and 100<sup>th</sup> Anniversary teams
- Enshrined in the Pro Football Hall of Fame in 1978
- Held a variety of roles in the Cardinals front office from 1973-2002 including VP & General Manager from 1988-93



• Inducted into the Cardinals Ring of Honor at State Farm Stadium in 2006, his #8 jersey was retired at the end of his playing career - and is one just five retired jersey numbers in franchise history

Wilson played in 169 games and his toughness and versatility as a player have come to define the safety position. During his career, he is credited with originating the safety blitz, a tactic that was originally named "Wildcat" after Wilson's nickname.

To celebrate the NFL's 100<sup>th</sup> season last year, Wilson was one of six safeties (Jack Christiansen, Ken Houston, Ronnie Lott, Emlen Tunnell, Ed Reed) selected to the NFL 100 All-Time team after previously being named to the All-NFL team in 1994 to commemorate the league's 75<sup>th</sup> anniversary.

His 52 INTs are a Cardinals franchise record as are his 800 career INT return yards. Wilson led the NFL with 10 INTs in 1966, a year in which he established a franchise record with INTs in seven straight games, which also is tied for the second-longest streak in NFL history.

Regarded as one of the toughest players in NFL history, Wilson once intercepted a pass in a 1965 game against the Steelers with casts on both hands to protect broken fingers. He returned the INT 35 yards for a TD, giving the Cardinals a 21-17 victory.

Following his playing days, Wilson embarked on a 30-year career as a team executive with the Cardinals. He worked as the team's director of pro scouting (1973-76), director of pro personnel (1977-78) and also served as interim head coach for the final three games of the 1979 season, earning victories over the San Francisco 49ers and New York Giants.

Wilson was appointed to Vice President and General Manager with the team during the Cardinals inaugural season in Arizona in 1988, a position he served through 1993. Wilson continued his role as the team's Vice President until his retirement in 2003.

Larry Wilson was born on March 24, 1938 in Rigby, ID. He is survived by Nancy, his wife of 40 years, as well as daughter Christie, son Larry, Jr. and numerous grandchildren and one great-grandchild.

### REMEMBERING LARRY IN THEIR OWN WORDS

**Nancy Wilson** (Larry's wife of 40 years)

"Larry Wilson was the kindest, most humble person that I will ever know. To most, he was this ferocious and fierce football player who some described as pound for pound the toughest player of his generation. To me, he was the most generous and gentle soul you would ever meet. For Larry, it was always about everyone else and what he could do for them. And especially in the times we live, that's something that that we could use more of today."

**Michael Bidwill** (Cardinals Owner)

"Besides my father, Larry Wilson was the most influential male figure in my life. He was someone who truly lived his faith and demonstrated it daily in the kindness he showed every single person he met. Any of us lucky enough to be in his orbit - whether that was for a few minutes or four decades - was always better off from the experience. I will remember Larry Wilson first as a fantastic person but then obviously as one of the greatest players the National Football League has ever seen. It's fitting that his passing coincides with the league's 100<sup>th</sup> birthday because his toughness and the way he revolutionized his position make him one of our game's most unforgettable figures. Whether on the field playing with casts on both hands or brightening the lives of every person he knew, Larry's selflessness defined who he was and how we will all remember him."

**Roger Goodell** (NFL Commissioner)

"For more than 40 years, Larry Wilson played a remarkable role in the history of the Cardinals and National Football League as a Hall of Fame player and team executive. While he will be recognized for his toughness and excellence on the field and his many contributions to the Cardinals organization, we will also remember Larry as loyal, humble and kind to everyone he met. Larry enriched the lives of many players and colleagues around the league.

Larry helped revolutionize the safety position in his 13 years as the versatile anchor of the Cardinals' defense. His toughness and football instincts earned him recognition as one of the greatest to ever play the game."

## EXTRAORDINARY DUO

With the acquisition of WR **DeAndre Hopkins** this offseason, the Cardinals receiving corps includes the only wideout to earn 1st-Team All-Pro honors each of the last three seasons (Hopkins) and the receiver who currently ranks second in NFL history in both receptions and receiving yards (**Larry Fitzgerald**).



Between the two All-Pro's, Fitzgerald and Hopkins have combined for:

Statistic	Total
Total Seasons Played	23
Pro Bowls	15
1 <sup>st</sup> -Team All-Pro Selections	4
Games Played	372
Seasons of 1,000+ Receiving Yards	14
Receptions	2,078
Receiving Yards	26,431
TD Receptions	176
100-Yard Receiving Performances	82

### GREAT THINGS ACCOMPLISHED AT A YOUNGE AGE

With a 131-yard performance against the Jets in Week 5, Hopkins eclipsed 9,000 receiving yards for his career. Only three players in NFL history reached the milestone at a younger age than Hopkins (28 years, 127 days).

### NFL History - Youngest Players to Reach 9,000 Receiving Yards

Player	Age	Years
Randy Moss	27 years, 310 days	1998-04
Calvin Johnson	28 years, 56 days	2007-13
Larry Fitzgerald	28 years, 81 days	2004-11
DeAndre Hopkins	28 years, 127 days	2013-20
Julio Jones	28 years, 326 days	2011-17

In Week 11 of the 2019 season at Baltimore, Hopkins (27 years, 5 months, 12 days) became the second-youngest player in NFL history to reach 600 career receptions - behind only Larry Fitzgerald.

### NFL History - Youngest Players to Reach 600 Receptions

Player	Age	Years
Larry Fitzgerald	27 years, 3 months, 20 days	2004-10
DeAndre Hopkins	27 years, 5 months, 12 days	2013-19

Three weeks prior (Week 8 vs. Oakland), Hopkins (27 years, 4 months, 22 days) became the third-youngest player in NFL history to reach 8,000 career receiving yards behind only Fitzgerald and Hall of Famer Randy Moss.

### NFL History - Youngest Players to Reach 8,000 Receiving Yards

Player	Age	Years
Randy Moss	26 years, 9 months, 25 days	1998-03
Larry Fitzgerald	27 years, 3 months, 20 days	2004-10
DeAndre Hopkins	27 years, 4 months, 22 days	2013-19

\*Fitzgerald reached 600 career receptions and 8,000 career receiving yards in the same game (Week 15 at Carolina in 2010).

## COLLECTING TALENT FROM STATE #48

The Cardinals current 53-man roster includes six players who played either high school or college football in the state of Arizona. That includes 2020 seventh round pick RB **Eno Benjamin** - who had a record-breaking career at Arizona State. Benjamin (222<sup>nd</sup> overall) was selected in nearly the same spot as the last ASU player drafted before him: S Pat Tillman (7th round, 226th overall) in 1998.

The selection of Benjamin in 2020 marked the third consecutive year that the Cards drafted a player who played high school or college football in Arizona. In 2018 the team drafted WR **Christian Kirk** and in 2019 it was CB **Byron Murphy, Jr.**

### Arizona Products on the Cardinals Roster

Player	High School (City) / College	Draft Rnd - Year (Team)
RB <b>Eno Benjamin</b>	Arizona State	7th-2020 (Cardinals)
QB <b>Zane Gonzalez</b>	Arizona State	7th-2017 (Browns)
K <b>Brett Hundley</b>	Chandler (Chandler)	5th-2015 (Packers)
LB <b>Devon Kennard</b>	Desert Vista (Phoenix, AZ)	5th-2014 (Giants)
WR <b>Christian Kirk</b>	Saguaro (Scottsdale)	2nd-2018 (Cardinals)
CB <b>Byron Murphy Jr.</b>	Saguaro (Scottsdale)	2nd-2019 (Cardinals)

### A LOCAL KID RETURNS TO AZ, FOLLOWS IN FATHER'S CARDINALS FOOTSTEPS

One of the Cardinals top signings of the 2020 free agency period was LB **Devon Kennard**. He is the son of former Cardinals offensive lineman Derek Kennard Sr., who also played for the Los Angeles Express of the USFL in addition to the Saints and Cowboys.



Following his playing career, Derek returned to Arizona to raise his family. Devon grew up in Phoenix and starred at Desert Vista High School before attending USC.

When Devon took the field in Week 1 at San Francisco, the Kennards became the third father-son duo to play for the Cardinals, joining the Butlers (Kevin and Drew) and the Metcalfs (Terry and Eric).

## ELEVATING A FRANCHISE

The 2020 season is the 14<sup>th</sup> since owner **Michael Bidwill** began leading the organization. His leadership during that time has been instrumental in transforming the franchise both on and off the field.

### Highlights of Bidwill's tenure:

- Leading the list of Bidwill's accomplishments with the Cardinals is the creation of State Farm Stadium. In the first 14 seasons after opened in 2006, the team sold out all 144 games (preseason and postseason included) played at the world-class venue that has been awarded three Super Bowls.



- In addition to his role in helping Arizona land Super Bowls XLII and XLIX, he led the effort to land Super Bowl LVII (2023) in the spring of 2018. Michael was instrumental in getting the 2015 Pro Bowl moved to Arizona; played a week before Super Bowl XLIX and the 2015 Pro Bowl combined to deliver a record economic impact of \$720 million to the region.

- By the time it hosts Super Bowl LVII, State Farm Stadium will have undergone \$100 million in improvements including parking infrastructure, state-of-the-art wifi, video boards, sound system upgrades and club-area enhancements since it staged Super Bowl XLIX.

- Of the Cardinals seven all-time postseason wins, five have come with Bidwill's leading the team. Arizona has played in nine postseason contests over the last 13 seasons, after playing just seven prior to his tenure as team president.

- AZ has appeared in the NFC Championship Game twice since 2008, including a victory in the 2008 conference title game that led to the team's first-ever Super Bowl appearance (Super Bowl XLIII).

- In January of 2018, Michael was one of five owners named to the NFL's Player-Owner Committee focused on social and racial justice initiatives. In December of 2014, Commissioner Roger Goodell tapped Bidwill to chair the league's Conduct Committee.

- In January of 2019, Michael received the Paul Tagliabue Award from the Fritz Pollard Alliance for demonstrating integrity and leadership in the area of career development for minorities and advocating for diversity.

### Cardinals Under Michael Bidwill (2007-Present)

Statistic	Totals
Regular Season Record	106-106-2
Postseason Record	5-4
Overall Record	111-110-2
Overall Win Pct.	.502
Regular Season Home Record	62-42-2
Postseason Home Record	4-0
Overall Home Record (RS+post)	66-42-2
Seasons with .500 Record or Better	8
Seasons with 10+ Wins	4
Best Regular Season Record	13-3
Postseason Berths	4
Division Titles	3
Conference Championship Games	2
Super Bowl Appearances	1

## KEIM HAS BUILT SOME OF THE BEST

**Steve Keim** was promoted to GM on January 8, 2013 after 14 seasons in the Cardinals organization. The team has experienced unprecedented success during his tenure as GM. The teams put together by Keim have been some of the most successful in franchise history.



- In 2014, the Cardinals tied the franchise record for wins in a season (11) before setting a new mark in 2015 when Arizona won 13 games and earned its first-ever postseason bye.

- During Keim's tenure, Arizona has established franchise records for wins in a season (13 in 2015), points in a season (489 in 2015), led the NFL in total offense for the first time in team history (#1 in 2015) and led the NFL in sacks for the second time ever (48.0 in 2016).

- Selected QB **Kyler Murray** with the #1 overall pick in the 2019 NFL Draft. Murray was named the NFL Offensive Rookie of the Year following a record-setting season.

- Among the trades negotiated by Keim during his tenure as GM are the acquisition of QB Carson Palmer from Oakland in 2013, acquiring LB **Chandler Jones** from New England in 2016 and the trade that landed WR **DeAndre Hopkins** from Houston in 2020. During the 2019 season, Keim also orchestrated a trade with Miami for RB **Kenyan Drake**.

- Arizona has featured a top-10 defense four times and a top-10 offense twice dating back to Keim's first season as GM. The Cardinals had a top-10 defense in three consecutive seasons (2015-17) for the first time since the 1970 merger.

- Named *Sporting News* 2014 NFL Executive of the Year and earned back-to-back NFL Executive of the Year honors from Pro Football Talk (2013-14).

## CARDINALS TAKE PART IN PUSH FOR JUSTICE

Throughout the 2020 season, Cardinals players and coaches are joining the rest of the NFL in honoring and memorializing victims of systemic racism and showing their support for Social Justice efforts by displaying names or phrases as decals on the back of their helmets and patches on their caps.



The season-long effort highlights the actions being taken to reach solutions, engages fans to act, and gives players and coaches a platform on gameday to share their voice and efforts to inspire change. Together, the NFL is joining its players and coaches in building awareness, educating fans, and paying homage to those who deserve to have their legacies live on.

The NFL will partner with players to tell the stories of the victims or phrase that they have chosen to honor on their helmets. Fans will be able to learn more about these stories and how to get involved at [nfl.com/inspirechange](https://nfl.com/inspirechange).

Among the Cardinals players taking part in the campaign in 2020:

Player	Helmet Decal Cause
RB Kenyan Drake	Stop Hate
WR DeAndre Hopkins	Denmark Vesey
QB Kyler Murray	End Racism
DL Corey Peters	End Racism
QB Brett Hundley	George Floyd
OL Kelvin Beachum	Breonna Taylor
K Zane Gonzalez	Vanessa Guillen
WR Andy Isabella	It Takes All of Us
LB Devon Kennard	It Takes All of Us
DL Rashard Lawrence	Stop Hate
DL Zach Allen	Stop Hate

### CARDINALS SPEAKING UP

Throughout the offseason, numerous Cardinals players spoke up about their own experiences and the importance of coming together to make meaningful change a reality in the United States.

#### DL Corey Peters - 8/28/20

DL **Corey Peters** spoke about how important it is that everyone engage in the conversations and understand other viewpoints:

*"One thing we want to do is be sensitive to one another, have compassion for one another and you know, we can disagree with certain things peacefully and all work towards the same goal of not only winning but make this a better country for everybody."*

#### OL D.J. Humphries - 8/28/20

OL **D.J. Humphries** spoke about his children being a major motivator in trying to help bring about change:

*"I know how to accept what the world has for you. I know how to maneuver in this world. But for my children, that's not what I want. I want my children to grow up in a fair world and grow up in a world where what the Constitution says is how it really is."*

#### Head Coach Kliff Kingsbury - 8/27/2020

Kingsbury talked about what the Cardinals players and coaches have been discussing and learning from each other during recent events across the country:

*"I had a great conversation with my dad over the summer, and his perspective on things that was really valuable as we get closer to the season – the anthem, discussions and things of that nature."*

*"My dad was a longtime football coach but also a Marine. He served in Vietnam, received a Purple Heart. Talking to him, there were two words that really stood out. One was respect, and the second thing was understanding. Respect viewpoints people have on this topic. They're very personal and very passionate. And respect their right to express themselves."*

*"You've got to understand, at its core, what this is really about. It's always been about drawing attention to the social injustice that continues to take place. We saw it again this week with Jacob Blake. It's about increasing awareness that racism exists, police brutality against people of color continues to happen, and let's not confuse it with something else and make the narrative different."*

*"My biggest takeaway from talking to my dad is that kneeling doesn't reflect a lack of patriotism or respect for the military in any way, just like standing during the anthem doesn't mean you're OK with racism or social injustice. It's important to respect and understand that. These are important issues that need to be addressed, and important conversations that need to be had. I'm grateful that I've been able to be around a great group of guys that have enlightened me – hearing their stories and their struggles. Those conversations will continue throughout the year. I just hope we can all continue to push in the right direction."*

#### QB Kyler Murray - 6/17/20

Following the death of George Floyd and the resulting protests around the country, Murray spoke the change he saw happening in real time:

*"There is a lot of hate in this world, but at the same time, what's happening and what we're seeing right now, it's huge. I don't condone rioting and stuff like that, but the peaceful protests, I think they're great, they're amazing. Whether it takes years, I feel like we're getting there. At least we're making a step towards it."*

## LARRY FITZGERALD - AT A GLANCE

- An 11-time Pro Bowl selection, ranks second in NFL history in receptions (1,399) and receiving yards (17,228) and sixth in league annals with 120 TD receptions.

- Named a team captain in 2020, marking the 10<sup>th</sup> time in his career he has earned the honor.

- Selected by the Cardinals 3<sup>rd</sup> overall in the 2004 NFL Draft, is in his 17<sup>th</sup> season in Arizona in 2020. In team history, only QB Jim Hart (18) played more seasons with the team.

- Has played more games with the Cardinals (256) than any other WR in NFL history has played with a single team.

- Has an active streak of 90 consecutive starts, the longest active streak among NFL WRs.

- One of 10 WRs named to the NFL 100 All-Time Team in December 2019, joining nine Pro Football Hall of Famers as the only active player in the group.

- In April of 2020, named to the 2010-19 All-Decade Team by the Pro Football Hall of Fame's 48-member selection committee.

- Selected to a franchise-record 11 Pro Bowls, joining Hall of Fame WR Jerry Rice (13) as the only WRs in NFL history selected to the Pro Bowl at least 11 times.

- His streak of 249 consecutive games with a reception is the second-longest in NFL history. Has a catch in 255 of 256 career games played.

- His 1,399 career receptions are the most for any player in NFL history with a single team, surpassing the previous record held by Rice (1,281 with SF).

- Named a co-winner (along with QB Eli Manning) of the 2016 Walter Payton NFL Man of the Year award.

- At #69 on the NFL Networks Top-100 Players of 2020, has now made the All-100 Team in all 10 years of its existence. He is the only non-QB to accomplish that feat.

- The 2019 season marked the 13<sup>th</sup> time in 16 seasons he led the Cards in receiving yards. In NFL history, only Jerry Rice (15 times) led his team in receiving yards more times.

- Has caught at least one pass in all 42 different stadiums he has played in during his NFL career and has at least one TD reception in 27 different stadiums.

- In February of 2018, joined PGA pro Kevin Streelman in winning the Pebble Beach Pro-Am golf tournament. Became the first African-American amateur to win the event – which dates back to 1937 – and the first professional athlete to win the title since Dan Marino in 1988.



## SEASON #17 FOR FITZ

Fitzgerald is in his 17<sup>th</sup> NFL season in 2020 – all of which have come in a Cardinals uniform.

No active player has spent more seasons with just one team than Arizona's 2004 first round pick.

### Seasons with One NFL Team (Active)

Rnk	Player (Team)	Season
1t	WR Larry Fitzgerald (Arizona)	17
1t	QB Ben Roethlisberger (Pittsburgh)	17
1t	LS Don Muhlbach (Detroit)	17
4t	QB Aaron Rodgers (Green Bay)	16
4t	LS L.P. Ladouceur (Dallas)	16

Only six players in NFL history played more seasons exclusively with one team than Fitzgerald in Arizona.

### NFL History – Most Seasons Spent w/ Only One Team

Rnk	Player (Team)	Seasons
1	K Jason Hanson (Det)	21
2t	CB Darrell Green (Was)	20
2t	OL Jackie Slater (LAR)	20
4	OL Bruce Matthews (Ten)	19
5t	K Pat Leahy (NYJ)	18
5t	OL Jeff Van Note (Atl)	18
7t	WR Larry Fitzgerald (AZ)*	17
7t	K Jim Bakken (AZ)	17
7t	K Lou Groza (Cle)	17
7t	OL David Binn (LAC)	17
7t	QB John Brodie (SF)	17
7t	OL Mike Kenn (Atl)	17
7t	LB Ray Lewis (Bal)	17
7t	QB Dan Marino (Mia)	17
7t	LS Don Muhlbach (Det)*	17
7t	QB Ben Roethlisberger (Pit)*	17
7t	OL Mick Tingelhoff (Min)	17

\*Active player



## 256 AND COUNTING WITH AZ

Last week's win over the Cowboys was Fitzgerald's 256<sup>th</sup> career game.

In NFL history, only seven players (including just three offensive players) have appeared in more games with a single team.

Fitzgerald is the first WR in NFL history to appear in at least 250 career games with a single team.

### NFL Leaders – Games w/ Single Team (All-Time)

Rnk	Player (Team)	Games
1	K Jason Hanson (Det)	327
2	OL Bruce Matthews (Hou/Ten)	296
3	CB Darrell Green (Was)	295
4	QB Tom Brady (NE)*	285
5	DE Jim Marshall (Min)	270
6	K Sebastian Janikowski (Oak)	268
7	OL Jackie Slater (LAR)	259
8t	WR Larry Fitzgerald (AZ)*	256
8t	LS David Binn (SD)	256
10t	QB Brett Favre (GB)	255
10t	TE Jason Witten (Dal)	255

In the 2019 season-opener against the Lions, Fitzgerald appeared in his 235<sup>th</sup> career game, establishing a new franchise record for career games played. He surpassed the previous record for games played held by former K Jim Bakken (234).



## 249 STRAIGHT WITH A CATCH

After catching three passes in last week's win over the Cowboys, Fitzgerald has at least one catch in 249 consecutive games. That is the second-longest streak in NFL history behind Jerry Rice (274 straight).

Fitzgerald's streak of 249 consecutive games with a catch is the longest in NFL history with a single team.

Fitzgerald has at least one catch in 255 of 256 career games played. His streak began in Week 9 of his rookie season in 2004 at Miami.

### NFL Record – Consecutive Games with a Reception

Rnk	Player (Years)	Games	Duration
1	Jerry Rice (1985-2004)	274	18 years, 8 months, 15 days
2	Larry Fitzgerald (2004-)	249	15 years, 11 months, 12 days
3	Tony Gonzalez (2000-2013)	211	13 years, 26 days
4	Marvin Harrison (1996-2008)	190	12 years, 3 months, 28 days
5	Hines Ward (1998-2010)	186	12 years

Among active streaks, Fitzgerald's run of 249 consecutive games with a reception is more than twice as long as the second-place player: Julio Jones (122 games).



## ACTIVE STARTS STREAK LEADS ALL WRS

Fitzgerald made his 90<sup>th</sup> consecutive start in last week's win over the Cowboys – a streak that dates back to Week 14 of the 2014 season.

The 37-year old Fitzgerald entered 2020 having started all 16 games in each of the last five seasons (2015-19). His 90 consecutive starts represent the longest streak among active NFL receivers and is the 6<sup>th</sup>-longest streak among all active offensive players.

### NFL Leaders – Consecutive Starts by Offensive Players (Active)

Rnk	Player (Team)	Starts
1	QB Philip Rivers (Ind)	230
2	T Mitchell Schwartz (KC)	134
3	QB Russell Wilson (Sea)	133
4	T Jake Matthews (Atl)	100
5	C Jason Kelce (Phi)	95
6	WR Larry Fitzgerald (AZ)	90
7	TE Kyle Rudolph (Min)	87
8t	C Alex Mack (Atl)	86
8t	T Morgan Moses (Was)	86
10	QB Tom Brady (TB)	66



# FITZGERALD ON THE NFL'S ALL-TIME LISTS - WHERE HE RANKS

## GETTING CLOSER TO RICE'S RECEPTIONS RECORD

With all-time receptions leader **Jerry Rice** on hand at State Farm Stadium in Week 4 last season, **Fitzgerald** passed Hall of Fame TE **Tony Gonzalez** for second place on the NFL's all-time list for career receptions. With 1,399 career receptions, he is 151 catches from passing Rice for the all-time record.

### NFL All-Time Receptions Leaders

Rnk	Player (Years)	Rec
1	Jerry Rice (1985-04)+	1,549
2	<b>Larry Fitzgerald (2004-)*</b>	<b>1,399</b>
3	Tony Gonzalez (1997-13)+	1,325
4	Jason Witten (2003-17; 19-)*	1,221
5	Marvin Harrison (1996-08)+	1,102

+Hall of Fame Inductee \*Active Player



Below is a breakdown of the reception total - by passer - for all players in top-5 in NFL history.

### RECEPTIONS BY PASSER - RICE/FITZGERALD/GONZALEZ/WITTEN/HARRISON

Jerry Rice (23)		Larry Fitzgerald (22)		Tony Gonzalez (13)	
Rec	Passer	Rec	Passer	Rec	Passer
618	Steve Young	363	Carson Palmer	419	Trent Green
354	Joe Montana	345	Kurt Warner	383	Matt Ryan
202	Rich Gannon	<b>95</b>	<b>Kyler Murray</b>	207	Elvis Grbac
121	Jeff Garcia	84	Josh McCown	120	Damon Huard
62	Elvis Grbac	82	John Skelton	74	Tyler Thigpen
53	Steve Bono	70	Matt Leinart	53	Rich Gannon
32	Jeff Kemp	70	Kevin Kolb	38	Brodie Croyle
25	Rick Mirer	68	Drew Stanton	24	Chris Redman
22	Matt Hasselbeck	54	Josh Rosen	2	Dominique Davis
10	Steve Stenstrom	49	Derek Anderson	2	Quinn Gray
8	Mike Moroski	32	Blaine Gabbert	1	Todd Collins
8	Marques Tuiasosopo	21	Ryan Lindley	1	Larry Johnson (RB)
7	Jeff Brohm	13	Max Hall	1	Warren Moon
6	Ty Detmer	12	Sam Bradford		
5	Matt Cavanaugh	10	Shaun King		
5	Tee Martin	8	John Navarre		
3	Trent Dilfer	7	Rich Bartel		
2	Kerry Collins	6	Brian Hoyer		
2	Rob Johnson	5	Tim Rattay		
1	Cary Conklin	3	Mike Glennon		
1	Terry Kirby (RB)	1	Brett Hundley		
1	Harry Sydney (RB)	1	Brian St. Pierre		
1	John Taylor (WR)				

Jason Witten (14)		Marvin Harrison (7)	
Rec	Passer	Rec	Passer
649	Tony Romo	953	Peyton Manning
194	Dak Prescott	90	Jim Harbaugh
87	Vinny Testaverde	34	Paul Justin
82	Drew Bledsoe	11	Jim Sorgi
64	Jon Kitna	11	Kelly Holcomb
35	Quincy Carter	2	Kerwin Bell
33	Matt Cassel	1	Ken Dilger (TE)
24	Brandon Weeden		
16	Kyle Orton		
12	Stephen McGee		
11	Kellen Moore		
7	Brad Johnson		
6	Derek Carr		
1	Dez Bryant (WR)		

### A FACT ABOUT THESE TOTALS

Fitz (22) has a reception from more passers in his career than Jason Witten and Marvin Harrison combined (21) and Tony Gonzalez and Marvin Harrison combined (20).

### NFL RECORD FOR RECEPTIONS WITH ONE TEAM

*Fitzgerald has more catches with the Cardinals (1,399) than any other player in NFL history has had with a single team.*

### NFL History - Receptions with One Team

Rnk	Player	Rec	Team
1	<b>Larry Fitzgerald*</b>	<b>1,399</b>	<b>Arizona</b>
2	Jerry Rice+	1,281	San Francisco
3	Jason Witten*	1,215	Dallas
4	Marvin Harrison+	1,102	Indianapolis
5t	Reggie Wayne	1,070	Indianapolis
5t	Tim Brown+	1,070	L.A./Oakland

+Hall of Fame Inductee \*Active Player

### FITZGERALD'S 1,399 RECEPTIONS BROKEN DOWN BY OPPONENT

Rec	Opponent	Rec	Opponent	Rec	Opponent
195	L.A. Rams	41	Dallas	18	Kansas City
186	San Francisco	32	New Orleans	18	Denver
<b>179</b>	<b>Seattle</b>	28	Cincinnati	17	Jacksonville
67	Carolina	27	Chicago	17	New England
59	Washington	25	Pittsburgh	16	Green Bay
58	Detroit	23	Houston	16	Baltimore
55	Minnesota	22	Miami	15	Cleveland
49	NY Giants	21	Indianapolis	14	L.A. Chargers
47	Philadelphia	21	NY Jets	8	Oakland
44	Atlanta	20	Buffalo		
42	Tampa Bay	19	Tennessee		

## SITTING AT #2 IN RECEIVING YARDS

**Fitzgerald** - who ranks second on the NFL's all-time receiving yardage list behind Jerry Rice (22,895) - has 17,228 receiving yards for his career, which converts to 9.8 miles.

No other player in NFL history is within 1,000 yards of Fitzgerald or Rice on the all-time receiving yardage list. Fitzgerald has over 4,000 more receiving yards than any other active player. Raiders TE Jason Witten - who ranks second among active players - has 13,006 career receiving yards.

### NFL Leaders - Career Receiving Yards (All-Time)

Rnk	Player (Years)	Yds
1	Jerry Rice (1985-2004)	22,895
2	<b>Larry Fitzgerald (2004-)</b>	<b>17,228</b>
3	Terrell Owens (1996-2010)	15,934
4	Randy Moss (1998-2012)	15,292
5	Isaac Bruce (1994-2009)	15,208



### HOW THEY GOT WHERE THEY ARE

Below is a breakdown of Fitzgerald's career receiving yards by quarterback, compared to the career total of Rice.

Jerry Rice		Larry Fitzgerald	
Yds	Quarterback	Yds	Quarterback
8,763	Steve Young	4,583	Kurt Warner
6,121	Joe Montana	4,033	Carson Palmer
2,721	Rich Gannon	1,255	John Skelton
1,428	Jeff Garcia	1,207	Josh McCown
916	Elvis Grbac	1,017	Kevin Kolb
727	Jeff Kemp	967	Matt Leinart
648	Steve Bono	<b>937</b>	<b>Kyler Murray</b>
352	Rick Mirer	726	Drew Stanton
276	Matt Hasselbeck	629	Derek Anderson
110	Steve Stenstrom	567	Josh Rosen
106	Matt Cavanaugh	305	Blaine Gabbert
94	Marques Tuiasosopo	218	Ryan Lindley
93	Mike Moroski	141	Max Hall
87	Ty Detmer	129	Shaun King
86	Trent Dilfer	113	Sam Bradford
62	Tee Martin	97	John Navarre
52	Jeff Brohm	91	Rich Bartel
50	Harry Sydney	81	Tim Rattay
41	John Taylor	63	Brian Hoyer
36	Kerry Collins	54	Mike Glennon
28	Cary Conklin	12	Brett Hundley
26	Rob Johnson	3	Brian St. Pierre
24	Terry Kirby		

## ALONE AT #6 WITH 120 TD CATCHES

**Fitzgerald** hauled in a 21-yard TD reception in the second quarter of the Cardinals Week 16 victory at Seattle last year.

It was the 120<sup>th</sup> TD catch of his career, which ranks sixth on the NFL's all-time list for career TD catches. His 120 career TD catches are 42 more than any other active player (Bears TE Jimmy Graham ranks 2<sup>nd</sup> with 78).

### NFL Career Leaders - Touchdown Receptions

Rnk	Player (Years)	TDs
1	WR Jerry Rice (1985-04)+	197
2	WR Randy Moss (1998-12)+	156
3	WR Terrell Owens (1996-10)+	153
4	WR Cris Carter (1987-02)+	130
5	WR Marvin Harrison (1996-08)+	128
6	<b>WR Larry Fitzgerald (2004-)*</b>	<b>120</b>
7	TE Antonio Gates (2003-18)	116
8	TE Tony Gonzalez (1997-14)+	111
9t	WR Steve Largent (1976-89)+	100
9t	WR Tim Brown (1988-04)+	100

+Hall of Fame Inductee \*Active Player

*Only Hall of Fame WRs Jerry Rice (176 with San Francisco) and Marvin Harrison (128 with Indianapolis) had more career receiving TDs with a single team than Fitzgerald has with Arizona (120).*

### NFL Leaders - TDs with Single Team (All-Time)

Rnk	Player	Team	TDs	Type
1	WR Jerry Rice+	49ers	187	176 Rec; 10 Rush, 1 FR
2	RB Emmitt Smith+	Cowboys	164	153 Rush; 11 Rec
3	RB LaDainian Tomlinson+	Chargers	153	138 Rush; 15 Rec
4	WR Marvin Harrison+	Colts	128	128 Rec
5	RB Jim Brown+	Browns	126	106 Rush; 20 Rec
6	RB Walter Payton+	Bears	125	110 Rush, 15 Rec
7	<b>WR Larry Fitzgerald*</b>	<b>Cardinals</b>	<b>120</b>	<b>120 Rec</b>
8	TE Antonio Gates	Chargers	116	116 Rec
9	HB Lenny Moore+	Colts	113	63 Rush; 48 Rec; 2 Ret
10	RB Shaun Alexander	Seahawks	112	100 Rush; 12 Rec

+Hall of Fame Inductee \*Active Player



# BREAKDOWN OF FITZGERALD'S 120 CAREER TOUCHDOWNS

## CAREER TOUCHDOWN SPLITS

By Opponent (28)		By Quarterback (16)		By Stadium (27)	
TDs	Opponent	TDs	Quarterback	TDs	Stadium
19	San Francisco	39	Kurt Warner	55	State Farm Stadium
18	L.A./StL Rams	28	Carson Palmer	7	Sun Devil Stadium*
13	Seattle	12	Josh McCown	7	Edward Jones Dome*
8	Philadelphia	7	John Skelton	7	CenturyLink Field
6	Detroit	6	Kevin Kolb	6	Candlestick Park*
5	Chicago	5	Josh Rosen	5	Soldier Field
5	Tampa Bay	5	Matt Leinart	5	Lincoln Financial Field
4	Houston	5	Kevin Kolb	3	Ford Field
3	Green Bay	4	Kyler Murray	3	Levi's Stadium
3	Indianapolis	4	Derek Anderson	2	FedEx Field
3	Jacksonville	3	Drew Stanton	2	NRG Stadium
3	New England	2	Blaine Gabbert	2	Paul Brown Stadium
3	Buffalo	1	Max Hall	2	TIAA Bank Field
3	Oakland	1	Richard Bartel	1	Arrowhead Stadium
3	Washington	1	John Navarre	1	Bank of America Stadium
3	Carolina	1	Shaun King	1	Estadio Azteca (Mexico City)
2	Cincinnati	1	Brian St. Pierre	1	FirstEnergy Stadium
2	Dallas	1		1	Giants Stadium*
2	Kansas City	1		1	Gillette Stadium
2	L.A./SD Chargers	1		1	Hard Rock Stadium
2	Miami	42	2 <sup>nd</sup>	1	Lambeau Field
2	NY Giants	35	4 <sup>th</sup>	1	L.A. Memorial Coliseum*
1	Atlanta	25	3 <sup>rd</sup>	1	Mercedes-Benz Superdome
1	Cleveland	17	1 <sup>st</sup>	1	RCA Dome*
1	Denver	1	OT	1	Raymond James Stadium
1	Minnesota			1	Dignity Health Sports Park*
1	New Orleans			1	Qualcomm Stadium*
1	Tennessee				

\*Stadium no longer an NFL venue

## 19 GAMES WITH MORE THAN ONE

Fitzgerald finished the Cardinals Week 11 match-up vs. Oakland in 2018 with two receptions, both of which went for TDs.

It marked Fitzgerald's 19<sup>th</sup> outing with multiple TD catches. That represents the highest total among all active players in the NFL.

### NFL Leaders – Games with 2+ TD Catches (Active)

Rnk	Player (Team)	Games
1	Larry Fitzgerald (AZ)	19
2t	Jimmy Graham (Chi)	16
2t	Rob Gronkowski (TB)	16
4	Julio Jones (Atl)	13
5	OdeLL Beckham (Cle)	12



## GIVING DIVISION OPPONENTS FITZ

Fitzgerald's career TD reception totals against the 49ers (19) and Rams (18) are two of the five highest in NFL history for a player against a single opponent.

### NFL History – TD Receptions vs. Single Opponent

Rnk	Player	TDs	Opponent	Gms
1	Jerry Rice	25	Falcons	30
2	Jerry Rice	20	Rams	32
3t	Larry Fitzgerald	19	49ers	33
3t	Bob Hayes	19	Giants	16
5t	Larry Fitzgerald	18	Rams	32
5t	Don Hutson	18	Rams	18

## 10 MORE IN THE POSTSEASON

In addition to his 120 career TD catches in the regular season, Fitzgerald has 10 TD catches in nine career postseason games.

Fitzgerald is one of just eight players in NFL history with 10+ TD receptions in the postseason. Of those eight, only Fitzgerald (9) has played in fewer than 15 career playoff games. Only Hall of Fame WRs Jerry Rice (22 in 29 games) and John Stallworth (12 in 17 games) plus Bucs TE Rob Gronkowski (12 in 16 games) have more TD receptions in the postseason.

### Career TD Receptions In The Postseason – NFL History

Rnk	Player	TDs	Gms
1	Jerry Rice	22	29
2t	John Stallworth	12	17
2t	Rob Gronkowski	12	16
4t	Larry Fitzgerald	10	9
4t	Fred Biletnikoff	10	18
4t	Antonio Freeman	10	16
4t	Randy Moss	10	15
4t	Hines Ward	10	18

A chronological look at every one of Fitzgerald's 120 TD receptions.

#	Date	Opp	Yds	Quarterback
1	10/10/2004	@ SF	24	Josh McCown
2	10/24/2004	SEA	25	Josh McCown
3	11/7/2004	@ MIA	2	Josh McCown
4	11/21/2004	@ CAR	21	Shaun King
5	12/19/2004	STL	8	Josh McCown
6	12/19/2004	STL	4	Josh McCown
7	12/26/2004	@ SEA	29	Josh McCown
8	12/26/2004	@ SEA	29	Josh McCown
9	9/11/2005	@ NYG	1	Kurt Warner
10	10/2/2005	SEA	17	Josh McCown
11	10/9/2005	CAR	26	Josh McCown
12	10/23/2005	TEN	34	Josh McCown
13	11/13/2005	@ DET	8	Kurt Warner
14	11/20/2005	@ STL	7	Kurt Warner
15	11/27/2005	JAX	5	Kurt Warner
16	12/18/2005	@ HOU	12	John Navarre
17	12/24/2005	PHI	25	Josh McCown
18	1/1/2006	@ IND	25	Josh McCown
19	9/24/2006	STL	1	Kurt Warner
20	10/8/2006	SEA	1	Kurt Warner
21	12/3/2006	@ SAN	11	Matt Leinart
22	12/10/2006	@ SEA	5	Matt Leinart
23	12/24/2006	SEA	5	Matt Leinart
24	12/31/2006	@ SD	09	Matt Leinart
25	10/7/2007	@ STL	7	Kurt Warner
26	11/11/2007	DET	1	Kurt Warner
27	11/11/2007	DET	20	Kurt Warner
28	11/18/2007	@ CIN	5	Kurt Warner
29	11/25/2007	SEA	28	Kurt Warner
30	11/25/2007	SEA	48	Kurt Warner
31	12/9/2007	@ SEA	11	Kurt Warner
32	12/16/2007	@ NO	18	Kurt Warner
33	12/30/2007	STL	21	Kurt Warner
34	12/30/2007	STL	6	Kurt Warner
35	9/7/2008	@ SF	1	Kurt Warner
36	9/21/2008	@ WAS	62	Kurt Warner
37	10/5/2008	BUF	2	Kurt Warner
38	10/5/2008	BUF	2	Kurt Warner
39	10/12/2008	DAL	2	Kurt Warner
40	11/10/2008	SEA	5	Kurt Warner
41	11/27/2008	@ PHI	1	Kurt Warner
42	11/27/2008	@ PHI	7	Kurt Warner
43	12/7/2008	STL	12	Kurt Warner
44	12/21/2008	@ NE	78	Matt Leinart
45	12/28/2008	SEA	5	Kurt Warner
46	12/28/2008	SEA	38	Kurt Warner
47	9/13/2009	SFO	5	Kurt Warner
48	9/20/2009	@ JAX	22	Kurt Warner
49	10/11/2009	HOU	9	Kurt Warner
50	10/11/2009	HOU	26	Kurt Warner
51	10/18/2009	@ SEA	2	Kurt Warner
52	11/8/2009	@ CHI	11	Kurt Warner
53	11/8/2009	@ CHI	17	Kurt Warner
54	11/15/2009	SEA	18	Kurt Warner
55	11/22/2009	@ STL	11	Kurt Warner
56	12/6/2009	MIN	34	Kurt Warner
57	12/20/2009	@ DET	1	Kurt Warner
58	12/27/2009	STL	10	Kurt Warner
59	1/3/2010	GNB	3	Brian St. Pierre
60	9/12/2010	@ STL	21	Derek Anderson
61	9/26/2010	OAK	8	Derek Anderson
62	10/31/2010	TB	5	Max Hall
63	10/31/2010	TB	3	Derek Anderson
64	11/21/2010	@ KC	3	Derek Anderson
65	9/27/2011	@ SF	10	John Skelton
66	9/18/2011	@ WAS	73	Kevin Kolb
67	9/25/2011	@ SEA	17	Kevin Kolb
68	11/6/2011	STL	13	John Skelton
69	11/13/2011	@ PHI	10	John Skelton
70	11/13/2011	PHI	7	John Skelton
71	11/20/2011	@ SF	23	Richard Bartel
72	12/11/2011	SEA	46	John Skelton
73	12/24/2011	@ CIN	30	John Skelton
74	9/23/2012	PHI	37	Kevin Kolb
75	9/30/2012	MIA	3	Kevin Kolb
76	10/14/2012	BUF	9	Kevin Kolb
77	11/4/2012	@ GB	31	John Skelton
78	9/8/2013	@ STL	4	Carson Palmer
79	9/8/2013	@ STL	24	Carson Palmer
80	9/29/2013	@ TB	13	Carson Palmer
81	10/13/2013	@ SF	75	Carson Palmer
82	10/27/2013	ATL	10	Carson Palmer
83	11/17/2013	@ JAX	14	Carson Palmer
84	11/24/2013	IND	4	Carson Palmer
85	11/24/2013	IND	26	Carson Palmer
86	12/1/2013	@ PHI	43	Carson Palmer
87	12/8/2013	STL	7	Carson Palmer
88	10/12/2014	WAS	24	Carson Palmer
89	10/26/2014	PHI	80	Carson Palmer
90	9/20/2015	@ CHI	8	Carson Palmer
91	9/20/2015	CHI	28	Carson Palmer
92	9/20/2015	CHI	9	Carson Palmer
93	9/27/2015	SF	4	Carson Palmer
94	9/27/2015	SF	8	Carson Palmer
95	10/11/2015	@ DET	2	Carson Palmer
96	11/1/2015	CLE	6	Carson Palmer
97	12/27/2015	GB	3	Carson Palmer
98	1/3/2016	SEA	17	Carson Palmer
99	9/11/2016	NE	3	Carson Palmer
100	9/11/2016	NE	1	Carson Palmer
101	9/18/2016	TB	4	Carson Palmer
102	10/6/2016	@ SF	21	Drew Stanton
103	10/6/2016	@ SF	29	Drew Stanton
104	1/1/2017	@ LA	5	Carson Palmer
105	9/25/2017	DAL	15	Carson Palmer
106	10/1/2017	SF	19	Carson Palmer
107	10/15/17	TB	11	Carson Palmer
108	11/19/17	@ Hou	20	Blaine Gabbert
109	12/3/17	LAR	15	Blaine Gabbert
110	12/24/17	NYG	13	Drew Stanton
111	10/18/18	DEN	4	Josh Rosen
112	10/28/18	SF	18	Josh Rosen
113	11/18/18	Oak	18	Josh Rosen
114	11/18/18	Oak	5	Josh Rosen
115	11/25/18	@ LAC	25	Josh Rosen
116	12/30/18	@ Sea	15	Josh Rosen
117	9/8/19	Det	4	Kyler Murray
118	9/22/19	Car	3	Kyler Murray
119	11/17/19	@ SF	5	Kyler Murray
120	12/22/19	@ Sea	21	Kyler Murray

## #11 HAS HALL OF FAME CREDENTIALS

Below is a look at the career of **Larry Fitzgerald** through his first 256 career games compared to the 29 modern era WRs currently in the HOF and where they stood at that point in their career.

At this point in his career, Fitzgerald has more receptions (1,399) than all of the receivers enshrined in Canton had through 256 games. Fitzgerald also has more receiving yards (17,228) than all HOF receivers except Jerry Rice (20,505) through 256 games.

Fitzgerald Vs. Modern Era WRs in the Hall of Fame (256 Games)								
Player, HOF Year	Years	G	Rec	Yds	Avg.	Y/G	TD	100-Yd G
<b>Larry Fitzgerald</b>	<b>2004-</b>	<b>256</b>	<b>1,399</b>	<b>17,228</b>	<b>12.3</b>	<b>67.3</b>	<b>120</b>	<b>49</b>
Jerry Rice, '10	1985-04	256	1,377	20,505	14.9	80.1	185	67
Marvin Harrison, '16	1996-08	190	1,102	14,580	13.2	76.7	128	59
Cris Carter, '13	1987-02	234	1,101	13,899	12.6	59.4	130	41
Tim Brown, '15	1988-04	255	1,094	14,934	13.7	58.6	100	43
Terrell Owens, '18	1996-2010	219	1,078	15,934	14.8	72.8	153	51
Isaac Bruce, '20	1994-2009	223	1,024	15,208	14.9	68.2	91	45
Randy Moss, '18	1998-2012	218	982	15,292	15.6	70.1	156	64
Andre Reed, '14	1985-00	234	951	13,198	13.9	56.4	87	36
Art Monk, '08	1980-95	224	940	12,721	13.5	56.8	68	33
Steve Largent, '95	1976-89	200	819	13,089	16.0	65.4	100	40
James Lofton, '03	1978-93	233	764	14,004	18.3	60.1	75	43
Michael Irvin, '07	1988-99	159	750	11,904	15.9	74.9	65	47
Charlie Joiner, '96	1969-86	239	750	12,146	16.2	50.8	65	28
Charley Taylor, '84	1964-77	165	649	9,110	14.0	55.2	79	21
Don Maynard, '87	1958, 60-73	186	633	11,834	18.7	63.6	88	50
Raymond Berry, '73	1955-67	154	631	9,275	14.7	60.2	68	23
Harold Carmichael, '20	1971-84	182	590	8,985	15.2	49.4	79	20
Fred Biletnikoff, '88	1965-78	190	589	8,974	15.2	47.2	76	21
Lance Alworth, '78	1962-72	136	542	10,266	18.9	75.5	85	41
John Stallworth, '02	1974-87	165	537	8,723	16.2	52.9	63	25
Bobby Mitchell, '83	1958-68	148	521	7,954	15.3	53.7	65	25
Tommy McDonald, '98	1957-68	152	495	8,410	17.0	55.3	84	24
Paul Warfield, '83	1964-77	157	427	8,565	20.1	54.6	85	22
Tom Fears, '70	1948-56	87	400	5,397	13.5	62.0	38	15
Elroy "Crazy Legs" Hirsch, '68	1946-57	127	387	7,029	18.2	55.3	60	-
Dante Lavelli, '75	1946-56	123	386	6,488	16.8	52.7	62	-
Pete Pihos, '70	1947-55	107	373	5,619	15.1	52.5	61	14
Bob Hayes, '09	1965-75	132	371	7,414	20.0	56.2	71	23
Lynn Swann, '01	1974-82	116	336	5,462	16.3	47.1	51	11



In fact, Fitzgerald's career numbers already surpass all but one receiver currently in the HOF (Rice). He has more career receptions than 28 of the 29 receivers in the HOF: Swann (336), Hayes (371), Pihos (373), Lavelli (386), Hirsch (387), Fears (400), Warfield (427), McDonald (495), Mitchell (521), Stallworth (537), Alworth (542), Biletnikoff (589), Carmichael (590), Berry (631), Maynard (633), Taylor (649), Irvin (750), Joiner (750), Lofton (764), Largent (819), Monk (940), Reed (951), Moss (982), Owens (1,078), Bruce (1,024), Brown (1,094), Carter (1,101) and Harrison (1,102).

He has more career receiving yards than 28 of the 29 receivers in the HOF: Fears (5,397), Swann (5,462), Pihos (5,619), Lavelli (6,488), Hirsch (7,029), Hayes (7,414), Mitchell (7,954), McDonald (8,410), Warfield (8,565), Stallworth (8,723), Biletnikoff (8,974), Carmichael (8,985), Taylor (9,110), Berry (9,275), Alworth (10,266), Maynard (11,834), Irvin (11,904), Joiner (12,146), Monk (12,721), Largent (13,089), Reed (13,198), Carter (13,899), Lofton (14,004), Brown (14,934), Harrison (14,580), Bruce (15,208), Moss (15,292) and Owens (15,934).

### A Career Full of Accomplishments:

- Franchise career leader in receptions (1,399), receiving yards (17,228), receiving TDs (120), total TDs (120) and 100-yard receiving games (49). His nine 1,000-yard seasons are also a franchise record. His reception and receiving yardage totals both rank second in NFL history behind Jerry Rice while his 120 receiving TDs rank sixth in league annals.
- Led the NFL with 107 receptions in 2016, marking the second time in his career (103 in 2005; tied with Steve Smith) he had done so. He became the first player in NFL history to lead the NFL in receptions at least 11 years apart. Prior to Fitzgerald, the longest span between leading the league in receptions was six by Jerry Rice (1990, 1996).
- Led the NFL in receiving TDs in both the 2008 (12) and 2009 (13) seasons. In addition to his 10 receiving TDs in 2007, he became the first player in franchise history to record at least 10 TDs in three consecutive seasons.
- Fitzgerald (11) joins Hall of Famer Jerry Rice (13) as the only wide receivers in NFL history to be named to the Pro Bowl at least 11 times.
- Fitzgerald had more receptions in his first 200 career games (1,116) than any player in NFL history.
- One of just seven players in NFL history to record at least 1,400 receiving yards in a season four times in their career: Jerry Rice (6), Julio Jones (5), Randy Moss (4), Marvin Harrison (4), Antonio Brown (4) and Andre Johnson (4).
- At 28 years, 74 days old, he became the third-youngest player in NFL history to reach 70 career receiving TDs behind only Hall of Famers Randy Moss (26 years, 269 days old) and Jerry Rice (28 years, one day old).
- At 32 years, 97 days old, he became the youngest player in NFL history to reach 1,000 career receptions.
- At 31 years, 102 days old, he became the youngest player in NFL history to reach 900 career receptions.
- At 30 years, 57 days old, he became the youngest player in NFL history to reach 800 career receptions.
- At 30 years, 85 days old, he became the youngest player in NFL history to reach 11,000 receiving yards.
- In 2010, he became the first player in NFL history to record 90+ receptions five times in their first seven seasons.
- During the 2008 postseason, he broke virtually every major playoff receiving record, establishing new single-season marks for receptions (30), receiving yards (546) and TDs (7). His four 100-yard receiving games in the postseason established a new NFL record for consecutive games with 100 yards receiving.
- His 10 TD receptions in nine career postseason games are an NFL record for a player in their first nine career playoff contests.
- With a then franchise-record 103 receptions during the 2005 season, he became the youngest player in NFL history to record a 100-catch campaign when he reached the mark at 22 years, 123 days old.
- At 29 years, 44 days old, joined Randy Moss (28 years, 314 days) as the only players in NFL history to reach 10,000 career receiving yards before the age of 30.
- One of just five players in NFL history to record 15,000+ receiving yards and 100+ TD receptions in their career.

## DEANDRE HOPKINS - AT A GLANCE

- Four-time Pro Bowl (2015; 2017-19) and three-time 1<sup>st</sup>-team All-Pro (2017-19) selection. Joins Eagles C Jason Kelce as the only offensive players in the NFL named 1<sup>st</sup>-team All-Pro each of the last three seasons (2017-19).

- Through six weeks, Hopkins leads the NFL in receptions (47), receiving yards (601) and first down receptions (31) in his first season with the Cardinals.

- One of three players in NFL history with at least 600 receptions, 8,500 yards and 50 TDs in his first seven seasons (Marvin Harrison; Torry Holt).

- In NFL history, only Marvin Harrison (665) had more receptions in his first seven NFL seasons than Hopkins (632).

- Has been top-20 on list of the NFL Network Top 100 Players in four of the last five seasons and earned his highest-ever rating (#8) in 2020.

- Since entering the league in 2013, ranks third in the NFL in receptions, second in receiving yards and second in TD receptions.

- Dating back to 2017, his 548 total targets, 249 receiving 1<sup>st</sup> downs and 33 TD receptions lead the NFL. In the same span, ranks second in the NFL in receptions (362) and second in receiving yards (4,716).

- Has appeared in 116 of a possible 118 games in his NFL career and has missed just one game (in 2017) due to injury.

- Has at least one reception in all 116 career games played during the regular season, the fourth-longest active streak in the NFL.

- In 2019, had 104 receptions for 1,165 yards and seven TDs while being named to the Pro Bowl for the third consecutive year and being named 1<sup>st</sup>-team All-Pro for the third straight season.

- Has surpassed 100 receptions three times in his career, has five seasons of 1,000+ receiving yards, three seasons with 10+ TDs and has posted 100+ receiving yards in a game 33 times in the regular season.

- Only active NFL player with at least 100 receptions, 1,500 receiving yards and 11 TD receptions in multiple seasons (2015; 2018).



## ALL-PRO THREE YEARS RUNNING

Hopkins is one of just two offensive players – and one of just four players total – to be named first-team All-Pro each of the last three seasons (2017-19).

Three of the four are now playing in the NFC West in 2020.

### 1st-Team All-Pro Last 3 Seasons (2017-19)

Player (Team)	Position
<b>DeAndre Hopkins (Hou)</b>	<b>Wide Receiver</b>
Jason Kelce (Phi)	Center
Aaron Donald (LAR)	Defensive Tackle
Bobby Wagner (Sea)	Linebacker



Dating back to 2017, Hopkins is the only player in the NFL that ranks in the top-3 in targets (548), receptions (362), receiving yards (4,716), receiving TDs (33), first down catches (249), receptions of 25+ yards (46) and TD receptions of 25+ yards (13).

### NFL Receiving Rankings (2017-)

Statistic	Hopkins	NFL Rank
Targets	548	1 <sup>st</sup>
Receptions	362	2 <sup>nd</sup>
Receiving Yards	4,716	2 <sup>nd</sup>
Receiving TDs	33	1 <sup>st</sup>
Rec. First Downs	249	1 <sup>st</sup>
Receptions of 25+ Yds	46	3 <sup>rd</sup>
TD Rec. of 25+ Yds	13	2 <sup>nd</sup>

## WHERE HOPKINS RANKS (2013-20)

Since entering the league as a first-round selection (27<sup>th</sup> overall) in the 2013 NFL Draft, Hopkins ranks third in the NFL in receptions (679), second in receiving yards (9,203) and second in TD receptions (56).

### NFL Leaders – Receptions (2013-20)

Rnk	Player (Current Team)	Rec
1	Antonio Brown (FA)	690
2	Julio Jones (Atl)	687
3	<b>DeAndre Hopkins (AZ)</b>	<b>679</b>
4	Larry Fitzgerald (AZ)	635
5	Jarvis Landry (Cle)	588

### NFL Leaders – Receiving Yards (2013-20)

Rnk	Player (Current Team)	Yds
1	Julio Jones (Atl)	10,318
2	<b>DeAndre Hopkins (AZ)</b>	<b>9,203</b>
3	Antonio Brown (FA)	9,201
4	T.Y. Hilton (Ind)	7,979
5	Mike Evans (TB)	7,541



### NFL Leaders – Receiving Touchdowns (2013-20)

Rnk	Player (Current Team)	TD
1	Antonio Brown (FA)	68
2	<b>DeAndre Hopkins (AZ)</b>	<b>56</b>
3	Mike Evans (TB)	54
4	Jimmy Graham (Chi)	53
5	Odell Beckham (Cle)	51

Dating back to Hopkins' debut season in 2013, his 33 100-yard outings rank third in the NFL.

### NFL Leaders – 100-Yard Receiving Games (2013-20)

Rnk	Player (Current Team)	Gms
1	Julio Jones (Atl)	48
2	Antonio Brown (FA)	39
3	<b>DeAndre Hopkins (AZ)</b>	<b>33</b>
4	T.Y. Hilton (Ind)	28
5t	Odell Beckham (Cle)	26
5t	Mike Evans (TB)	26

### AMONG ALL-TIME LEADERS IN YARDS PER GAME

In his 116 games played, Hopkins has averaged 79.3 receiving yards per outing. Only three players in NFL history averaged more (min. 100 games played).

### NFL History – Receiving Yards/Game (Min. 100 Games)

Rnk	Player (Years)	Yds/G	Yds	Gms
1	Julio Jones (2011-)	96.0	12,475	130
2	Calvin Johnson (2007-15)	86.1	11,619	135
3	Antonio Brown (2010-19)	86.0	11,263	131
4	<b>DeAndre Hopkins (2013-)</b>	<b>79.3</b>	<b>9,203</b>	<b>116</b>
5	A.J. Green (2011-)	78.0	9,112	117

Dating back to his rookie season in 2013, Hopkins and Atlanta's Julio Jones (102.2) are the only active players to appear in at least 100 games and average at least 75.0 receiving yards per contest.

## HISTORIC FIRST SEVEN SEASONS

Hopkins put up some historic numbers during his first seven seasons, totals that placed him among some of the best receivers to ever play in the NFL.

In league history, only Hall of Famer Harvin Harrison (665) had more receptions in his first seven NFL seasons than Hopkins (632).

### NFL History – Receptions in 1<sup>st</sup> 7 Seasons

Rnk	Player (Years)	Rec
1	Marvin Harrison (1996-02)	665
2t	<b>DeAndre Hopkins (2013-19)</b>	<b>632</b>
2t	Antonio Brown (2010-16)	632
4	Torry Holt (1999-05)	619
5	Larry Fitzgerald (2004-10)	613



Hopkins is one of just three players in history with at least 600 receptions, 8,500 yards and 50 TDs in his first seven NFL seasons.

### 600+ Receptions; 8,500+ Receiving Yards; 50+ TD Catches (1st 7 Seasons)

Rnk	Player (Years)	Rec	Yds	TDs
1	Marvin Harrison (1996-02)	665	8,800	73
2	<b>DeAndre Hopkins (2013-19)</b>	<b>632</b>	<b>8,602</b>	<b>54</b>
3	Torry Holt (1999-05)	619	9,487	54

The 2019 season marked Hopkins' seventh-consecutive season with 800+ receiving yards. In NFL history, only Jerry Rice (12) and Gary Clark (9) started their careers with more consecutive seasons with 800+ receiving yards. Hopkins' streak is the longest active streak in the NFL.

### NFL History - Consecutive Seasons w/ 800+ Receiving Yds to Start Career

Rnk	Player (Years)	Seasons
1	Jerry Rice (1985-96)	12
2	Gary Clark (1985-93)	9
3t	<b>DeAndre Hopkins (2013-19)</b>	<b>7</b>
3t	T.Y. Hilton (2012-18)	7
3t	A.J. Green (2011-17)	7
3t	Keyshawn Johnson (1996-02)	7



## GO-TO THREATS WHEN IT MATTERS MOST

Leading the Cardinals receiving corps this season are two of the NFL's best in crucial-down situations: **Hopkins** and **Larry Fitzgerald**.

Since entering the league in 2013, Hopkins leads the NFL with 160 first down receptions on third and fourth down. In that same span, Fitzgerald ranks sixth with 127 first down catches.

### 1<sup>st</sup> Down Receptions on 3<sup>rd</sup> & 4<sup>th</sup> Down (2013-20)

Rnk	Player (Team)	Rec
1	<b>DeAndre Hopkins (AZ)</b>	<b>160</b>
2	Julio Jones (Atl)	145
3	Antonio Brown (FA)	138
4	Keenan Allen (LAC)	133
5	Golden Tate (NYG)	130
6	<b>Larry Fitzgerald (AZ)</b>	<b>127</b>

Overall, Hopkins has caught 187 passes for 2,481 yards (13.3 avg.) and 14 TDs on third and fourth down in his NFL career (2013-20).

Fitzgerald has caught 356 passes for 4,348 yards (12.2 avg.) and 31 TDs on third and fourth down in his career (2004-20).



## 23 STRAIGHT WITH 5+ CATCHES

With six receptions for 131 yards in Week 5 against the Jets, Hopkins pushed his streak of consecutive games with five-or-more receptions in 23. The streak ended in the Week 6 win over the Cowboys when he had two catches for 73 yards, **but in NFL history, Hopkins and Antonio Brown (36 straight) are the only players with 5+ receptions in at least 23 consecutive games.**

### NFL History – Consecutive Games with 5+ Rec. (All-Time)

Rnk	Player (Team)	Gms	Years
1	Antonio Brown (Pit)	36	2013-15
2	<b>DeAndre Hopkins (Hou/AZ)</b>	<b>23</b>	<b>2018-20</b>
3t	Michael Thomas (NO)	20	2018-19
3t	Jarvis Landry (Mia/Cle)	20	2017-18
5	Laveranues Coles (NYJ/Was)	19	2002-03



Hopkins has at least one reception in all 116 games played in his career. His streak of 116 consecutive games with a catch is the fourth-longest active streak in the NFL.

### NFL Leaders - Consecutive Games with a Reception (Active Streaks)

Rnk	Player (Team)	Gms	Date Streak Started
1	<b>Larry Fitzgerald (AZ)</b>	<b>249</b>	<b>Nov. 7, 2004</b>
2	Julio Jones (Atl)	122	Dec. 4, 2011
3	Golden Tate (NYG)	120	Oct. 28, 2012
4	<b>DeAndre Hopkins (AZ)</b>	<b>116</b>	<b>Sept. 9, 2013</b>
5t	Travis Kelce (KC)	101	Sept. 7, 2014
5t	Jarvis Landry (Cle)	101	Sept. 14, 2014

## HOPKINS - INSIDE THE NUMBERS

### CAREER RECEPTION/RECEIVING YARDAGE SPLITS

Rec	Opponent	Yds	Opponent
83	Tennessee	1,313	Tennessee
79	Jacksonville	1,053	Jacksonville
77	Indianapolis	930	Indianapolis
32	Kansas City	419	NY Jets
29	New England	403	New England
27	San Francisco	394	Kansas City
25	Baltimore	323	San Francisco
23	Denver	303	Baltimore
21	NY Jets	287	Dallas
20	Cincinnati	269	Denver
20	Las Vegas	<b>251</b>	<b>Seattle</b>
17	Carolina	245	Atlanta
17	Dallas	219	Philadelphia
17	Washington	215	Buffalo
16	Atlanta	213	Washington
16	LA Chargers	212	Cincinnati
15	Buffalo	203	LA Chargers
15	Philadelphia	202	NY Giants
14	Detroit	196	Las Vegas
13	Cleveland	191	Detroit
13	New Orleans	190	Cleveland
13	Tampa Bay	173	Pittsburgh
12	Miami	158	LA Rams
12	NY Giants	147	New Orleans
10	Arizona	145	Arizona
10	LA Rams	135	Carolina
10	Pittsburgh	132	Miami
10	<b>Seattle</b>	124	Tampa Bay
5	Chicago	58	Green Bay
5	Minnesota	56	Minnesota
3	Green Bay	54	Chicago



### CAREER TOUCHDOWN SPLITS

By Opponent (22)	By Quarterback (11)	By Season
TDs	TDs	TDs
7 Kansas City	25 Deshaun Watson	13 2017
7 Tennessee	7 T.J. Yates	11 2018
6 Indianapolis	6 Ryan Fitzpatrick	11 2015
6 Jacksonville	5 Brian Hoyer	7 2019
5 NY Jets	4 Brock Osweiler	6 2014
3 Buffalo	2 Kyler Murray	4 2016
3 Washington	2 Ryan Mallett	2 2013
2 Denver	2 Tom Savage	2 2020
2 Miami	1 Case Keenum	
2 New Orleans	1 Matt Schaub	
2 San Francisco	1 Brandon Weeden	
1 Arizona		
1 Chicago		
1 Cincinnati		
1 Cleveland		
1 Green Bay		
1 Las Vegas		
1 Minnesota		
1 Philadelphia		
1 Pittsburgh		
1 <b>Seattle</b>		
1 Tampa Bay		

## AN EXPLOSIVE TALENT

Hopkins has posted some explosive performances in his NFL career. In the season-opener at San Francisco, he finished with a career-high 14 receptions for 151 yards. In Week 3 vs. Detroit, he had 10 receptions for 137 yards. Hopkins now has eight career games with 150+ receiving yards, 11 game with 10+ receptions and 10 games with multiple TD catches.

### Hopkins Career Games w/10+ Receptions

Opponent	Rec	Yds
<b>9/13/20 @ San Francisco</b>	<b>14</b>	<b>151</b>
12/30/18 vs. Jacksonville	12	147
10/27/19 vs. Oakland	11	109
12/10/17 vs. San Francisco	11	149
10/8/15 vs. Indianapolis	11	169
<b>9/27/20 vs. Detroit</b>	<b>10</b>	<b>137</b>
12/15/18 @ NY Jets	10	170
11/4/18 @ Denver	10	105
9/30/18 @ Indianapolis	10	169
10/1/17 vs. Tennessee	10	107
10/18/15 @ Jacksonville	10	148

### Hopkins Career Games w/150+ Receiving Yards

Opponent	Yds	Rec	Avg
11/30/14 vs. Tennessee	238	9	26.4
10/29/17 @ Seattle	224	8	28.0
12/15/18 @ NY Jets	170	10	17.0
10/8/15 vs. Indianapolis	169	11	15.4
9/30/18 @ Indianapolis	169	10	16.9
10/4/15 @ Atlanta	157	9	17.4
<b>9/13/20 @ San Francisco</b>	<b>151</b>	<b>14</b>	<b>10.8</b>
10/7/18 vs. Dallas	151	9	16.8



### Hopkins Career Games with 2+ TD Receptions

Opponent	TDs
10/8/17 vs. Kansas City	3
11/21/19 vs. Indianapolis	2
9/9/19 @ New Orleans	2
12/15/18 @ NY Jets	2
10/25/18 vs. Miami	2
12/10/17 vs. San Francisco	2
11/22/15 vs. NY Jets	2
10/18/15 @ Jacksonville	2
9/13/15 vs. Kansas City	2
11/30/14 vs. Tennessee	2

## LIGHTING UP THE BIG APPLE

With his 131-yard performance in Week 5, Hopkins has gone over 100 yards receiving in all three career games against the Jets. In those three games, he had 419 yards and five TDs on 21 receptions.

### Hopkins Career vs. the Jets

Date	Rec	Yds	Avg.	TD (Dist)
10/11/20 @ NYJ	6	131	21.8	1 (37)
12/15/18 @ NYJ	10	170	17.0	2 (45, 14)
11/22/15 vs. NYJ	5	118	23.6	2 (61, 20)
<b>Totals</b>	<b>21</b>	<b>419</b>	<b>19.9</b>	<b>5</b>



Combined with his 116 yards against the Giants in 2014, Hopkins now has 100+ receiving yards in all three games he has played at MetLife Stadium (2 vs. Jets; 1 vs. the Giants)

## AN ARIZONA SUCCESS STORY

RB **Kenyan Drake** rushed for 164 yards and two TDs on 20 carries (8.2 avg.) in last week's Monday night victory over Dallas, including TD runs of 1 and 69 yards.

*It was Drake's sixth career 100-yard outing - and fourth in 14 games with Arizona. He has twice as many 100-yard performances with the Cardinals (4) than he had in 54 games with Miami (2).*

### Drake's Career Games with 100+ Rushing Yards

Rnk	Team	Yds	Opponent
1	Arizona	166	12/22/19 at Seattle
2	Arizona	164	10/19/20 at Dallas
3	Arizona	137	12/15/19 vs. Cleveland
4	Miami	120	12/3/17 vs. Denver
5	Miami	114	12/11/17 vs. New England
6	Arizona	110	10/31/19 vs. San Francisco



### AMONG THE LEAGUE RUSHING LEADERS IN 2020

Drake has 478 yards and four TDs on 105 carries in 2020. His 478 rushing yards rank fourth in the NFL.

### NFL Leaders – Rushing Yards (2020)

Rnk	Player (Team)	Yds	Att	Avg.
1	Derrick Henry (Ten)	588	123	4.8
2	Clyde Edwards-Helaire (KC)	505	107	4.7
3	Dalvin Cook (Min)	489	92	5.3
4	<b>Kenyan Drake (AZ)</b>	<b>478</b>	<b>105</b>	<b>4.6</b>
5	Ronald Jones (TB)	472	97	4.9

Since the Cardinals acquired him in Week 9 last season, Drake ranks fourth in the NFL with 1,121 rushing yards. His 12 rushing TDs during that span rank third in the NFL.

### NFL Leaders – Rushing Yards (Week 9 of 2019 – present)

Rnk	Player (Team)	Yds
1	Derrick Henry (Ten)	1,547
2	Joe Mixon (Cin)	1,245
3	Ezekiel Elliott (Dal)	1,168
4	<b>Kenyan Drake (AZ)</b>	<b>1,121</b>
5	Nick Chubb (Cle)	1,091

### NFL Leaders – Rushing TDs (Week 9 of 2019 – present)

Rnk	Player (Team)	TDs
1	Derrick Henry (Ten)	17
2	Aaron Jones (GB)	13
3	<b>Kenyan Drake (AZ)</b>	<b>12</b>
4t	Dalvin Cook (Min)	11
4t	Ezekiel Elliott (Dal)	11
4t	Christian McCaffrey (Car)	11
4t	Todd Gurley (Atl)	11

## DRAKE KEEPS ON SCORING

Opposing defenses have had a hard time keeping RB **Kenyan Drake** out of the end zone since he joined the Cardinals in the middle of last season.

*He has more rushing TDs in 14 games with Arizona (12) than he had in 54 games with Miami (9).*

### A FOUR TD PERFORMANCE VS. THE BROWNS

In Week 15 vs. Cleveland last season, Drake led the Cardinals to a victory by rushing for a 133 yards and a career-high four TDs. **He became the first Cardinals player to rush for at least four TDs in a game since RB Ronald Moore had four vs. the L.A. Rams on 12/5/93.** In franchise history only Ernie Nevers – who had an NFL single-game record six rushing TDs vs. Chicago on 11/28/29 – had more rushing TDs in a game than Drake had vs. the Browns.

### Franchise Single-Game Record – Rushing TDs

Rnk	Player	TDs	Opponent
1	Ernie Nevers	6*	11/28/29 vs. Chicago
2t	<b>Kenyan Drake</b>	<b>4</b>	<b>12/15/19 vs. Cleveland</b>
2t	Ronald Moore	4	12/5/93 vs. L.A. Rams
2t	Wayne Morris	4	10/23/77 vs. New Orleans
2t	Paddy Driscoll	4	10/17/23 vs. Rochester

\*NFL Single-Game Record

### DRAKE TAKES THE LONG ROUTE TO FIRST TD IN SEATTLE

Drake's second carry in Seattle in Week 16 last season was an 80-yard TD run in the first quarter. It was just the sixth TD run of 80+ yards in franchise history.

### Longest Runs—Franchise History

Rnk	Player	Yds	Opponent
1	John David Crow (TD)	83t	vs. Washington, 10/4/58
2	Elmer Angsman (TD)	82t	vs. Detroit, 10/23/49
3t	<b>Kenyan Drake (TD)</b>	<b>80t</b>	<b>at Seattle, 12/22/19</b>
3t	Andre Ellington (TD)	80t	vs. Atlanta, 10/27/13
3t	Tim Hightower (TD)	80t	at Atlanta, 9/19/10
3t	Paddy Driscoll (TD)	80t	vs. Kansas City, 10/18/25



## CHANGE OF PACE CHASE

Drafted by the Cardinals in the fourth round (134<sup>th</sup> overall) in the 2018 NFL Draft out of Fordham – RB **Chase Edmonds** is in his third NFL season in 2020. Much like fellow 2018 draftee WR Christian Kirk, the Cardinals see big things ahead.

"We all feel like he's a starting running back in this league, and he does, too," head coach **Kliff Kingsbury** said of Edmonds. "When he had his opportunities, he shined, and he continues to shine. He can catch it, run it, block, play special teams, and he's really bright football-wise. He's everything you want."

### THE HOME RUN THREAT

One of the reasons the Cardinals are so high on Edmonds is his big-play ability, which was on display again in the Week 5 win over the Jets. *His 29-yard TD run in the first quarter was his fifth career TD run of 20+ yards. Only three players in franchise history had more TD runs of 20+ yards in their career.*

### Franchise Record – TD Runs of 20+ Yards

Rnk	Player (Years)	TD
1	Ottis Anderson (1979-86)	7
2	Elmer Angsman (1946-52)	6
3	Ollie Matson (1952-58)	6
4t	<b>Chase Edmonds (2018-20)</b>	<b>5</b>
4t	John David Crow (1958-64)	5
4t	Terry Metcalf (1973-77)	5

*Edmonds five TD runs of 20+ yards over the last two seasons (2019-20) are the most in the NFL.*

### NFL Leaders – TD Runs of 20+ Yards (2019-20)

Rnk	Player (Team)	TD
1	<b>Chase Edmonds (AZ)</b>	<b>5</b>
2t	Christian McCaffrey (Car)	4
2t	Lamar Jackson (Bal)	4
2t	Derrick Henry (Ten)	4
5t	<b>Kyler Murray (AZ)</b>	<b>3</b>
5t	Saquon Barkley (NYG)	3
5t	Nick Chubb (Cle)	3
5t	Aaron Jones (GB)	3
5t	Raheem Mostert (SF)	3



Edmonds finished the game with 92 total scrimmage yards (56 receiving, 36 rushing) and a TD on eight touches. In addition to his 29-yard TD run, he also had a 30-yard reception vs. the Jets.

### EDMONDS SHINES NEAR HIS OLD STOMPING GROUNDS

After becoming just the sixth player in NFL history with three TD runs of 20+ yards in a single game in the Cardinals Week 7 victory over the Giants at MetLife Stadium last season, Edmonds broke off yet another long TD run against the Jets last Sunday. The third-year back scored the first TD of the game on a 29-yard run in the first quarter.

Combined with his three rushing TDs (20, 20 and 22 yards) against the Giants last season, Edmonds now has four TDs in two career games at MetLife Stadium. He has 6 TDs in 32 career games played away from MetLife Stadium.

Against the Giants last year, *Edmonds became just the sixth player in NFL history with at least three rushing TDs of 20+ yards in a game.*

### NFL History – Most Rushing TDs of 20+ Yards (Game)

Player (Team)	TDs	Opponent
<b>Chase Edmonds (AZ)</b>	<b>3</b>	<b>10/20/19 @ NY Giants</b>
Doug Martin (TB)	3	11/4/12 @ Oakland
Adrian Peterson (Min)	3	10/14/07 @ Chicago
Clinton Portis (Den)	3	12/7/03 vs. Kansas City
Mercury Morris (Mia)	3	9/30/73 vs. New England
Ernie Caddel (Det)	3	9/20/35 vs. Philadelphia

## LOTS OF PRODUCTION FROM THE LOCAL TALENT

In his first two seasons, WR **Christian Kirk** had 111 receptions for 1,299 yards and six TDs despite missing seven games due to injury.

### ONLY ANQUAN WAS FASTER TO 100

Playing in his 22<sup>nd</sup> career game in Week 14 vs. Pittsburgh last season, Kirk reached 100 receptions for his career. *In franchise history, the only player to have 100 catches in fewer games was Anquan Boldin (16).*

### Franchise Record - Fewest Games to 100 Receptions

Rnk	Player (Years)	Gms (Receptions)
1	Anquan Boldin (2003)	16 (101)
2	<b>Christian Kirk (2018-19)</b>	<b>22 (100)</b>
3	Larry Fitzgerald (2004-05)	23 (102)
4	Don Stonesifer (1951-53)	27 (101)
5t	3 players tied	28



### THE MURRAY-TO-KIRK TD CONNECTION IS REVIVED

Kirk has caught eight TD passes from **Kyler Murray** dating back to their season together at Texas A&M in 2015.

80-yard TD pass in the second quarter @ Dallas on 10/19/20  
 6-yard TD pass in the first quarter @ Dallas on 10/19/20  
 3-yard TD pass in the third quarter @ Carolina on 10/4/20  
 15-yard TD pass in the fourth quarter @ Tampa Bay on 11/10/19  
 69-yard TD pass in the third quarter @ Tampa Bay on 11/10/19  
 33-yard TD pass in the second quarter @ Tampa Bay on 11/10/19  
 10-yard TD pass in the second quarter vs. Ball State on 9/12/15  
 14-yard TD pass in the second quarter vs. Western Carolina on 11/14/15

## P2 IN YEAR #10

- Six-time team captain (2013, 2015-18, 2020) has totaled 444 tackles, 26 INTs (one returned for a TD) and 109 passes defended in 144 games (all starts) during his first 10 NFL seasons. Only six players in Cardinals history – including four Pro Football Hall of Fame inductees – have had more INTs than Peterson (26).

- Started all 128 games during his first eight NFL seasons, becoming the first Cardinal since at least the 1970 NFL-AFL merger to start 100+ straight games to begin a career.

- In April of 2020, named to the 2010-19 All-Decade Team by the Pro Football Hall of Fame's 48-member selection committee.

- Voted to the Pro Bowl in each of his first eight NFL seasons – seven times at CB (2012-18) and once as a kick returner (2011). Joined Hall of Famers Jim Brown and Barry Sanders as the only players in NFL history to be chosen to eight Pro Bowls before their 29th birthday.

- Peterson is the only player in team history selected to the Pro Bowl in each of his first eight NFL seasons, and his eight consecutive Pro Bowl selections are a franchise record.

- Earned first-team All-Pro honors three times with two selections at CB (2013, 2015) and one as a kick returner (2011).

- Named NFC Defensive Player of the Week three times (Week 15, 2019; Week 10, 2014; Week 4, 2013), NFC Special Teams Player of the Week twice (Week 9, 2011; Week 12, 2011) and Special Teams Player of the Month once (November 2011).

- Became the first NFL defender since at least the 1970 NFL-AFL merger to have a reception and a completion in the same game vs. Det (9/15/13). Peterson's gloves and the football used on the pass completion were sent to the Pro Football Hall of Fame in Canton, OH.



## 21 NOW WITH 26 INTERCEPTIONS

The Cardinals selected CB **Patrick Peterson** with the fifth pick in the 2011 NFL Draft, and in his first nine seasons, he earned eight Pro Bowl selections and was named first-team All-Pro three times. Considered one of the game's best cover corners, he has proven to be one of the most unique talents in NFL history. Since his rookie season in 2011, only three NFL players have more INTs than Peterson.

### NFL Leaders – Interceptions (2011-20)

Rnk	Player (Team)	INTs
1	Richard Sherman (SF)	35
2t	Reggie Nelson (FA)	29
2t	Marcus Peters (Bal)	29
4	<b>Patrick Peterson (AZ)</b>	<b>26</b>
5t	Earl Thomas (FA)	25
5t	Stephon Gilmore (NE)	25
5t	Tashaun Gipson (Chi)	25

*Only six players in franchise history, including four Pro Football Hall of Fame inductees, have more INTs than Peterson.*

### Franchise Leaders – Interceptions (All-Time)

Rnk	Player (Years)	INTs
1	Larry Wilson (1960-72)+	52
2	Aeneas Williams (1991-2000)+	46
3	Roger Wehrli (1969-82)+	40
4	Night Train Lane (1954-59)+	30
5	Pat Fischer (1961-67)	29
6	Adrian Wilson (2001-12)	27
7	<b>Patrick Peterson (2011-)</b>	<b>26</b>
8	Kwamie Lassiter (1995-2002)	24
9	Norm Thompson (1971-76)	22
10t	Jerry Davis (1948-51)	21
10t	Ray Ramsey (1950-53)	21

+Hall of Fame Inductee

### PETERSON NOW 10/10 WITH PICK IN 2020

After intercepting Panthers QB Teddy Bridgewater in Week 4, Peterson now has at least one INT in each of his 10 NFL seasons, which is the league's second-longest active streak behind Patriots DB Devin McCourty (11).

### NFL Leaders – Consecutive Seasons with an INT (Active)

Rnk	Player (Team)	Yrs	INTs
1	Devin McCourty (NE)	11	27
2	<b>Patrick Peterson (AZ)</b>	<b>10</b>	<b>26</b>
3t	Stephon Gilmore (Buf/NE)	9	25
3t	Tashaun Gipson (Cle/Jax/Hou/Chi)	9	24
3t	Janoris Jenkins (StL/NYG/NO)	9	24



## CARDS HAVE A TACKLING MACHINE IN HICKS

LB **Jordan Hicks** – signed as a free agent in 2019 after four years with the Eagles – put together a breakout campaign in his first season with the Cardinals.

*Hicks had a career-high 150 tackles (third in the NFL) to go along with 1.5 sacks, 11 tackles for loss, three INTs, two forced fumbles and a fumble recovery in 2019.*

Since the start of last season, Hicks ranks fourth in the NFL with 202 total tackles.

### NFL Leaders – Tackles (2019-20)

Rnk	Player (Team)	Tkls
1	LB Blake Martinez (GB/NYG)	219
2	LB Bobby Wagner (Sea)	211
3	LB Jaylon Smith (Dal)	205
4	<b>LB Jordan Hicks (AZ)</b>	<b>202</b>
5	LB Zach Cunningham (Hou)	198
6	<b>S Budda Baker (AZ)</b>	<b>192</b>



In the Cardinals Week 6 win over the Cowboys, the first-year defensive team captain had a game-high 10 tackles, including two tackles for loss. It marked his 12<sup>th</sup> game with at least 10 tackles since joining Arizona in 2019, which ties for first in the NFL during that span.

### NFL Leaders – Games w/ 10+ Tackles (2019-20)

Rnk	Player (Team)	Gms
1t	<b>Jordan Hicks (AZ)</b>	<b>12</b>
1t	Bobby Wagner (Sea)	12
3	Blake Martinez (GNB/NYG)	11
4	Zach Cunningham (Hou)	10
5t	Darius Leonard (Ind)	9
5t	Eric Kendricks (Min)	9

*Last year, his nine 10+ tackle performances broke a franchise record previously shared by LB Ronald McKinnon and S Pat Tillman, who each had eight such games during the 2000 season.*

### Franchise History – Games w/ 10+ Tackles (Single Season)

Rnk	Player (Year)	Gms
1	<b>Jordan Hicks (2019)</b>	<b>9</b>
2t	Pat Tillman (2000)	8
2t	Ronald McKinnon (2000)	8
4	Ronald McKinnon (1999)	7
5t	<b>Budda Baker (2019)</b>	<b>6</b>
5t	Rob Fredrickson (1999)	6

### HICKS LEADS LINEBACKERS IN INTs

Hicks secured three INTs in 2019, giving him 10 for his career, which is tied for the league lead among all active LBs dating back to his rookie year in 2015.

### NFL Leaders – INTs By Active LBs (2015-20)

Rnk	Player (Team)	INTs
1t	<b>Jordan Hicks (AZ)</b>	<b>10</b>
1t	Deion Jones (Atl)	10
3t	Jamie Collins (Det)	9
3t	Alec Ogletree (FA)	9
5t	C.J. Mosley (NYJ)	8
5t	Telvin Smith (FA)	8

Hicks is tied for the sixth-most INTs among all active NFL LBs, and he has played the fewest games (65) among those in the top-10.

## KIRKPATRICK GETS FIRST INT AS A CARDINAL

CB **Dre Kirkpatrick** recorded his 11<sup>th</sup> career INT when he picked off a pass from for Bengals teammate QB Andy Dalton that was intended for WR CeeDee Lamb in the third quarter last week in Dallas.

It was his fourth INT in eight career MNF appearances. Among active players, only New England CB Devin McCourty (5 in 12 games) has more INTs while playing on MNF.

### Active NFL Leaders – INTs on Monday Night Football

Rnk	Player (Team)	INTs	Gms
1	Devin McCourty (NE)	5	12
2t	<b>Dre Kirkpatrick (AZ)</b>	<b>4</b>	<b>8</b>
2t	Marcus Peters (Bal)	4	7
4t	Richard Sherman (SF)	3	11
4t	Jason McCourty (NE)	3	6
4t	Tyrann Mathieu (KC)	3	7
4t	Xavien Howard (Mia)	3	3

Kirkpatrick signed with the Cardinals soon after the start of training, joining the team after eight seasons in Cincinnati, where DC Vance Joseph was his position coach during the 2014-15 seasons.

The former first-rounder had 288 tackles, 10 INTs (two returned for TDs), 65 passes defended, a forced fumble and two fumble recoveries in 99 games with the Bengals before signing a one-year contract with Arizona.



## TRADING THE DEEP FRYER FOR A GAME BALL

The only game ball given out following the Cardinals Week 5 victory over the Jets went to third-year LB **Dennis Gardeck** - adding a new chapter in the inspiring story the former undrafted rookie authored on his way to the NFL playing field.

Playing the first defensive snaps of his career, Gardeck - a special teams captain who signed with the Cardinals as a rookie free agent out of the University of Sioux Falls in 2018 - finished the game against the Jets with 2.0 sacks in just 10 defensive snaps.

His second quarter sack of Jets QB Joe Flacco was his first sack since his senior year at Sioux Falls in 2017.

It was a big performance for the Lake of the Hills, IL native but it wasn't the first success he has experienced in the NFL.

A special teams standout in his first two seasons, Gardeck was named a Pro Bowl alternate in 2019 after posting a team-high 10 tackles and a fumble recovery. In 36 career games, he has 24 special teams tackles, three punt deflections, a fumble recovery on a fake punt and also scored a TD on a blocked punt. In 2018, he led all NFL rookies with 388 total snaps on special teams.

### A SMALL SCHOOL STANDOUT AND FAST FOOD STAR

Gardeck's path to the NFL didn't run through a blue-chip college. Following high school, he attended Division II West Virginia State University for three seasons before spending his final college season at Sioux Falls as a graduate transfer. He was a standout in college though.

He recorded 345 tackles, 32.0 sacks, 57.5 tackles for loss, nine forced fumbles, two fumble recoveries in four seasons and was named to five Division II All-America teams as a senior in 2017.

He kept himself busy off the field during his college days as well. He earned a degree from West Virginia State (Gardeck is currently studying for a Masters of Business Administration degree) while also working at McDonald's. He started out on the grill crew but "worked his way up" to the assembly table and fryers. "It feels weird saying it was a good fit, but I had a blast there," he said. "I loved it. I loved my coworkers."

### ALL-PRO HOPKINS HAPPY FOR HIS TRAINING PARTNER

Following the win over the Jets, WR **DeAndre Hopkins** spoke of how happy he was to see Gardeck's hard work paying off. "I rehabbed and trained with Dennis this offseason before I came here and I saw the work that he put in. I got to see the work he put in behind the scenes and for him to go in do what he did today, I knew he was going to give his all and it resulted in two sacks. That is what you look for in a guy like that. It gives the team motivation."

### FOLLOWING UP WITH ANOTHER STRONG SHOWING IN WEEK 6

In last week's Monday night victory at Dallas, Gardeck again saw limited action on defense but - again - he made his presence felt when he was in. In 16 defensive snaps, he had a tackle, a QB pressure and a QB hit. He nearly took down Andy Dalton in the Dallas end zone for a sack but the QB got the ball out just before going down. In 26 total defensive snaps the last two games, Gardeck has three tackles, 2.0 sacks, three QB hits and two tackles for loss.



## KICKING HIS WAY TO THE TOP

Through five games this season, **K Zane Gonzalez** has connected on seven-of-nine FG attempts with his two misses coming from 52 and 49 yards in the season-opener.

He has converted two-of-three beyond 50 yards, including a 54-yard FG in Week 3 against the Lions and a career-long 56-yarder in Week 1 against the 49ers.

In franchise history, just three made FGs have covered more ground than his 56-yard FG against San Francisco.



### Franchise Record – Longest FG (All-Time)

Rnk	Player	Dist	Opponent
1	Jay Feely	61	10/14/12 vs. Buffalo
2	Chandler Catanzaro	60	9/25/16 at Buffalo
3	Phil Dawson	57	11/26/17 vs. Jacksonville
<b>4t</b>	<b>Zane Gonzalez</b>	<b>56</b>	<b>9/13/20 @ San Francisco</b>
4t	Chandler Catanzaro	56	12/11/16 @ Miami

### A CAREER YEAR FOR GONZALEZ

In 2019, Gonzalez had the best year of his career – and one of the best seasons by a kicker in team history – earning Pro Bowl alternate status. The NFC "Special Teams Player of the Month" for October, Gonzalez made 31 FGs, which ranked fourth in the NFL last season and marked the third-highest total in team history.

### NFL Leaders – FGs Made (2019)

Rnk	Player (Team)	FGs
1	Harrison Butker (KC)	34
2	Josh Lambo (Jax)	33
3	Wil Lutz (NO)	32
<b>4</b>	<b>Zane Gonzalez (AZ)</b>	<b>31</b>
5	Chris Boswell (Pit)	29

### Franchise Record – FGs Made (Season)

Rnk	Player (Year)	FGs
1	Neil Rackers (2005)	40
2	Phil Dawson (2017)	32
<b>3</b>	<b>Zane Gonzalez (2019)</b>	<b>31</b>
4t	Jay Feely (2013)	30
4t	Greg Davis (1995)	30

Gonzalez (31 FGs; 34 PATs) ranked fourth in the NFL and tied for third in franchise history with 127 points in 2019.

### NFL Leaders – Total Points (2019)

Rnk	Player (Team)	Pts
1	Harrison Butker (KC)	147
2	Wil Lutz (NO)	144
3	Justin Tucker (Bal)	141
<b>4</b>	<b>Zane Gonzalez (AZ)</b>	<b>127</b>
5	Matt Gay (TB)	124

### Franchise Record – Points (Season)

Rnk	Player (Year)	Pts
1	Neil Rackers (2005)	140
2	Chandler Catanzaro (2015)	137
<b>3t</b>	<b>Zane Gonzalez (2019)</b>	<b>127</b>
3t	Jay Feely (2013)	127
5	David Johnson (2016)	122

## LEE STILL ON TOP OF HIS GAME

Now in his 17th NFL season – and fourth with the Cardinals – **P Andy Lee** is still one of the league's most productive punters. Last season, his 47.8-yard gross punting average ranked second in the NFL.

### NFL Leaders – Gross Punting Average (2019)

Rnk	Player (Team)	Punts	Avg.
1	Tress Way (Was)	79	49.6
<b>2</b>	<b>Andy Lee (AZ)</b>	<b>61</b>	<b>47.8</b>
3	Johnny Hekker (LAR)	66	47.4
4	Brett Kern (Ten)	78	47.1
5	Ty Long (LAC)	48	47.0



Lee has finished in the top-10 in punting average in 13 of his first 16 NFL seasons. That includes ranking seventh (2017), first (2018) and second (2019) in punting average while with the Cardinals.

### A LEADER IN ARIZONA

Since joining the Cardinals in 2017, Lee ranks third in the NFL with a 47.7-yard gross punting average.

### NFL Leaders – Gross Punting Average (2017-20)

Rnk	Player (Team)	Punts	Avg.
1	Brett Kern (Ten)	241	47.9
2	Cameron Johnston (Phi)	159	47.8
<b>3</b>	<b>Andy Lee (AZ)</b>	<b>266</b>	<b>47.5</b>
4	Johnny Hekker (LAR)	195	47.4
5	Michael Dickson (Sea)	174	47.1

### REWINDING THE RECORDS BOOKS

His first three seasons in Arizona resulted in the three highest single-season punting averages in franchise history. In 2018, he led the NFL with a single-season franchise-record 48.6-yard gross punting average.

### Franchise Record – Gross Punting Average (Season)

Rnk	Player (Season)	Avg.
<b>1</b>	<b>Andy Lee (2018)</b>	<b>48.6</b>
<b>2</b>	<b>Andy Lee (2019)</b>	<b>47.8</b>
<b>3</b>	<b>Andy Lee (2017)</b>	<b>47.3</b>
4	Ben Graham (2009)	47.0
5	Dave Zastudil (2012)	46.5

## SPECIAL TEAMS COMES UP BIG IN 2020

In their first six games this season, the Cardinals have benefitted from big plays on special teams:

- Third-year LB **Ezekiel Turner** – a PFWA All-Rookie pick as a special teamer in 2018 – made one of the biggest plays of the game in Arizona's Week 1 win over San Francisco. He set up the Cardinals first TD of the game in the first quarter when he blocked a 49ers punt, which was recovered by LB **Dennis Gardeck** and returned to the SF 10-yard line. It was the Cardinals first blocked punt since the 2018 season finale, which was also recovered by Gardeck for a TD.



- **K Zane Gonzalez** connected on a 56-yard FG just prior to halftime against San Francisco. It was the longest FG of his career and tied for the fourth-longest FG in franchise history.

- LS **Aaron Brewer** – now in his ninth NFL season and playing in his 119th career game in Week 2 – recovered the first fumble of his career in the first quarter. Covering a punt return, Brewer jumped on a ball forced loose by TE Darrell Daniels at the Washington 40-yard line. Six plays later QB **Kyler Murray** scored on a 14-yard TD run to give Arizona a 14-0 lead.

- In the fourth quarter of the Cardinals Week 5 games against the Jets, CB **Kevin Peterson** recovered a muffed punt near the Cardinals goal line, setting up a six-play, 96-yard TD drive on Arizona's next possession.

## KINGSBURY TURNS OFFENSE AROUND IN 2019

Under first-year head coach **Kliff Kingsbury**, the Cardinals offense in 2019 displayed a dramatic improvement from 2018, including a 60.4% jump in points scored and a 91.7% increase in the total number of scoring drives.

Below are a few highlights of what the Arizona offense accomplished in 2019 as compared to 2018:

- Went from #32 in scoring to #16
- Went from #32 in scoring drives to #9(t)
- Went from #32 in rush yds/game to #10
- Went from #32 in rushing avg. to #2
- Went from #27 in rushing TDs to #7(t)
- Averaged 100 total yards/game more



### Cardinals Offensive Statistics (2018 vs. 2019)

Statistic	2018	2019	% Improvement
Touchdowns	27	38	40.7
Scoring Drives	36	69	91.7
Total Points	225	361	60.4
First Downs	239	314	31.4
Total Yards/Game	241.6	341.7	41.4
Passing Yards/Game	157.7	217.3	37.8
Rushing Yards/Game	83.9	124.4	49.2
Rushing Avg.	3.78	5.03	33.1
Rushing TDs	9	18	100.0
Field Goals Made	12	31	158.3
Turnovers	28	18	55.6
Games w/20+ Points	3	11	266.7
Games w/25+ Points	1	9	800.0
Games w/ 3+ TDs	2	8	300.0
Games w/20+ 1st Downs	3	10	233.3
Games w/100+ Rush Yds	5	10	100.0

### OFFENSIVE HIGHLIGHTS IN 2019

• Posted 400+ net yards in a game five times in 2019 after totaling 400+ net yards just once over the previous two seasons combined (2017-18).

• Scored 25+ points in game nine times, including eight times in the final 12 games. From the beginning of October (Week 5) through the end of the season, only New Orleans (10), San Francisco (9) and Baltimore (9) scored 25+ points in more games than the Cardinals (8).

• Arizona's seven games without a turnover in 2019 were the most in a season in franchise history.

• Arizona averaged a franchise record 5.03 yards per rush attempt as a team in 2019 after rushing for 1,990 yards and 18 TDs on 396 attempts. The Cardinals 1,990 rushing yards were the most in a season since 1988 (2,027), the team's first in Arizona.

• 2019 marked just the sixth time in franchise history (2016, 1984, 1975, 1949, 1948) the Cardinals had at least 20 passing TDs and 18 rushing TDs in a season.

• The Cardinals rushed for 200+ yards in a game three times in 2019. It is the first time since 1983 (3x) that Arizona had 200+ rushing yards in at least three games.

• In Week 5 at Cincinnati, the Cardinals posted 500+ net yards and 250+ rushing yards in a game for the first time since 1960.

## KINGSBURY'S RECORD-BREAKING RUN GAME

When Arizona hired **Kingsbury** in 2019, much of the talk surrounding the hire involved the former Texas-Tech head coach implementing a pass-heavy "Air-Raid" system in the desert.

Although the passing offense made significant strides in 2019, it was the rushing attack that showed the biggest improvement last season.

After finishing #32 in the NFL in both rushing yards and rushing average in 2018, the Cardinals finished the 2019 season having averaged over 5.0 yards per rush attempt as a team for the first time in franchise history. Arizona averaged a franchise-record 5.03 yards per rush attempt last season (1,990 yards & 18 TDs on 396 attempts).



The previous record for team rushing average (4.87) was established in 1960.

### Franchise Record – Team Rushing Avg. (Season)

Rnk	Year	Avg.	Yds	Att
1	2019	5.03	1,990	396
2	1960	4.87	2,356	484
3	1948	4.82	2,560	531
4	1985	4.73	1,974	417
5	1979	4.66	1,998	429

Arizona's 5.03-yard rushing average ranked second in the NFL in 2019.

### NFL Leaders – Team Rushing Avg. (2019)

Rnk	Team	Avg.	Yds	Att
1	Baltimore	5.53	3,296	596
2	Arizona	5.03	1,990	396
3	Tennessee	5.00	2,223	445
4	Cleveland	4.84	1,901	393
5	Dallas	4.80	2,153	449

The Cardinals 1,990 rushing yards in 2019 represent the team's highest total since rushing for 2,027 yards in 1988, the year the team moved to Arizona.

The 2019 season marked the first time since 1984 (2,008 yards; 21 TDs) that the Cardinals rushed for at least 1,900 yards and 18 TDs in a season.

After having the #32 ranked rushing attack in 2018, the Cardinals had the #10 ranked rushing attack in 2019, averaging 124.4 yards per game. It marked just the second time in the last 35 years (#8 in 2015) that the Cardinals ranked in the top-10 in rushing yards per game.

### NFL Leaders – Rushing Yards/Game (2019)

Rnk	Team	Yds/G
1	Baltimore	206.0
2	San Francisco	144.1
3	Tennessee	138.9
4	Seattle	137.5
5	Dallas	134.6
6	Minnesota	133.3
7	Indianapolis	133.1
8	Buffalo	128.4
9	Houston	125.6
10	Arizona	124.4

### 200 YARDS IN A GAME - THREE TIMES

Arizona rushed for 200+ yards in a game three times in 2019: 266 @ Cincinnati in Week 5; 226 vs. Cleveland in Week 15; 253 @ Seattle in Week 16. It was the first time since 1983 (3x) that the Cardinals had 200+ rushing yards in at least three games in a season.

## TURNOVER-FREE FOOTBALL

The Cardinals went without a turnover in seven games last season, a franchise record despite a rookie starting all 16 games at QB.

### Franchise Record – Games w/o a Turnover

Rnk	Year	Games
1	2019	7
2t	2016	6
2t	2015	6
2t	1974	6
5t	2014	5
5t	2008	5



Only Green Bay (9) and New Orleans (8) posted more games without turning the ball over than Arizona last season.

### NFL Leaders - Games w/o a Turnover (2019)

Rnk	Team	Games
1	Green Bay	9
2	New Orleans	8
3t	Arizona	7
3t	Buffalo	7
3t	Baltimore	7

The Cardinals committed just 18 total turnovers in 2019. There have only been three seasons in franchise history in which Arizona turned the ball over fewer times than it did last season: 1982 (16), 2014 (17) and 1974 (17).

## POINTS BY THE BUNCH

After scoring 25+ points in a game just once in 2018 - tied for the lowest total in the NFL - **Kingsbury's** offense posted 25+ points in a game nine times last season, doing so eight times in the final 12 games.

Arizona's nine games with 25+ points in 2019 tied for the sixth-best total in the NFL.

### NFL Leaders - Games w/ 25+ Points (2019)

Rnk	Team	Games
1t	Baltimore	12
1t	New Orleans	12
3t	Kansas City	10
3t	Seattle	10
3t	San Francisco	10
6t	Arizona	9
6t	L.A. Rams	9
6t	Minnesota	9
6t	Tampa Bay	9
10t	New England	8
10t	Tennessee	8
10t	Dallas	8



Over the final three months of last season (Weeks 5-17), only New Orleans (10), San Francisco (9) and Baltimore (9) scored 25+ points in more games than the Cardinals (8).

## CARDINALS COVID-19 RELIEF EFFORTS (TEAM INITIATIVES)

Since the COVID-19 pandemic hit the country earlier this year the effects of the outbreak have reached every corner of the U.S. and has had a devastating impact on citizens and businesses across the nation. The Cardinals organization – along with the players and staff – immediately mobilized to donate time, money and other resources throughout Arizona to assist the individuals, businesses, schools, frontline health care personnel and other organizations that have been so greatly affected by the crisis.

### \$1 MILLION FOUNDING CONTRIBUTION TO THE AZ CORONAVIRUS RELIEF FUND

On March 24, the Cardinals made a \$1 million founding contribution to the AZ Coronavirus Relief Fund. As part of the Arizona Together initiative launched earlier that day by Governor Doug Ducey, the fund was set up established to provide financial support to organizations working to mitigate the impacts of COVID-19 in Arizona. Initially, it focused on the following immediate needs:

- Funding of Personal Protective Equipment (PPE) for frontline medical personnel.
- Non-profit organizations that support the most vulnerable Arizonans through food banks, homeless shelters, domestic violence facilities, and other services.
- Providing disadvantaged students with the technology necessary to transition to online learning.

“Like so many in our community, this unprecedented crisis has us asking what we can do to help and what might have the greatest impact,” said Cardinals Owner **Michael Bidwill** said of the donation. “We are grateful for the creation of this relief fund, and proud to support its critically important mission and hope that others throughout the community can join this effort in whatever way that they are able. As a team, we will continue to work on additional ways to make a difference and know that as a community we will get through this challenging time together.”

To assist local businesses during the crisis, the Cardinals made a \$100,000 donation to Local First Arizona, Arizona’s Coronavirus Micro Grant Fund

### MILLION MEALS DONATION TO LOCAL FOOD BANKS



In early April, the Cardinals and State Farm partnered on an historic initiative to address a pressing local need arising from the COVID-19 pandemic. The number of people seeking assistance from local food banks more than doubled as a result of the unparalleled crisis. Unfortunately, the number of donations to them decreased just as dramatically.

As part of their on-going commitment to improve the local community, State Farm and the Cardinals helped tackle the issue by donating over a million 1,000,000 meals that were distributed to five non-profit organizations throughout the Valley. The five groups involved in the “Million Meal” donation were:

- St. Mary’s Food Bank
- St. Vincent DePaul
- United Food Bank
- Phoenix Rescue Mission
- Midwest Food Bank

### ORGANIZATION LAUNCHES “CARDINALS CARRY-OUT” INITIATIVE TO ASSIST INDEPENDENT, LOCALLY OWNED RESTAURANTS



On April 13 the team launched “Cardinals Carry-out” - an unprecedented initiative with a dual purpose: assist independent, locally-owned restaurants hit hard by the coronavirus crisis and recognize those working on the front lines of the pandemic in the medical community, law enforcement and emergency services.

Cardinals players and fans nominated their favorite establishments for inclusion on the team’s interactive statewide map and supported them with take-out business.

In the spirit of the NFL Draft, the team selected establishments from the map each day and purchased meals which were delivered to nurses, doctors, first responders and others who work daily to combat the impact of COVID-19.

When it was launched, the first 47 establishments on the map reflected the favorites of Cardinals players and staff as well as those near area hospitals suggested by Local First Arizona. Within the first week, over 800 restaurants throughout the state have been added based on recommendations from fans.

“It’s great that a major sports team would put together such a thing that is community driven and helps restaurants navigate these tough times...we’re kind of in survival mode but we’re going to make it out,” said **Chris Hove**, owner of Perfect Pear Bistro in Chandler which was recommended by defensive lineman **Zach Allen**.

### HOSTING CRITICAL BLOOD DRIVES, DRIVE-THROUGH TESTING AND PPE DRIVES AT STATE FARM STADIUM

One area hit particularly hard by the COVID-19 crisis was the local blood donation community, where the supply reached critically low levels during a crucial time in March. In a seven-day span between March 19 and March 26, nearly 200 blood drives in Arizona were cancelled, resulting in the loss of more than 5,000 blood donations for hospital patients.

To assist in meeting this direly pressing need, the Cardinals partnered with Dignity Health and Cigna to host a major one-day blood drive at State Farm Stadium. In conjunction with Scottsdale-based Vitalant (pronounced “vye-TAL-ent” and formerly known as United Blood Services) the event took place at State Farm Stadium on March 31. All donation slots for the drive were filled within hours of the event being announced.

The outpouring of support from the community resulted in two additional blood drives being scheduled at State Farm Stadium. On back-to-backs on April 7-8, in conjunction with the American Red Cross, the Cardinals partnered with Anheuser-Busch to host blood drives at State Farm Stadium and all donation slots were again filled.

On April 15, the Cardinals and Project C.U.R.E hosted a Personal Protective Equipment (PPE) drive at State Farm Stadium. The event was to help collect equipment for use by those in the local healthcare community, including eye protection, face shields, surgical masks, N95 masks, gloves, shoe covers and hand sanitizer.

In May, the Cardinals and Dignity Health partnered to participate in the state’s drive-through COVID-19 testing blitz by hosting events open to the public at State Farm Stadium.



## CARDINALS COVID-19 RELIEF EFFORTS (PLAYER INITIATIVES)

### **KLIFF KINGSBURY – \$50,000 DONATION TO THE NAVAJO RELIEF FUND (NRF)**

The Native American population in Arizona was hit particularly hard by the COVID-19 outbreak and the Cardinals head coach was among the many who stepped up to help. In April, Kingsbury donated \$50,000 to the Navajo Relief Fund to assist one of the communities that was most affected – the Navajo Nation. The NRF was established to help with the shortage of healthy food, safe drinking water, healthcare and supply stores in remote reservation communities. During the pandemic, the fund served as urgent need in making available food, water and other basic supplies.

### **DEANDRE HOPKINS – \$150,000 DONATION TO THE ARIZONA CORONAVIRUS RELIEF FUND; #THEREALHEROES PROJECT**

It didn't take long for the All-Pro wideout to make a significant impact in Arizona. On March 27, 2020 - just a week after being acquired by the Cardinals — Hopkins announced a \$150,000 donation to the AZ Coronavirus Relief Fund, which was established to provide financial support to multiple organizations trying to deal with the impact of COVID-19. Money raised by Arizona Relief Fund goes to purchasing Personal Protective Equipment for medical personnel working with the coronavirus patients; supporting non-profits that aid the most vulnerable such as food banks, homeless shelters and domestic violence facilities; and providing technology for disadvantaged students needed for online learning.

Hopkins was among the sports stars who participated in a national project to recognize and celebrate health care workers for their efforts on the front lines of the coronavirus pandemic. "The Real Heroes Project" was a collaboration involving Hopkins and athletes from a combined 14 leagues. Others include New Orleans Saints QB Drew Brees, New York Yankees All-Star outfielder Aaron Judge, U.S. women's soccer stars Carli Lloyd and Alex Morgan, and Hockey Hall of Famer Wayne Gretzky. In the PSA – which was released on National Nurses Day - Hopkins recognized local nurse Tracy Thomas, an RN at Dignity Health St. Joseph's Hospital and Medical Center. She was selected in recognition of the incredible work she has done leading the COVID-19 Response



### **CHANDLER JONES – DONATED 150,000 MEALS TO FOOD BANKS IN ARIZONA AND NEW YORK**

In late March, the Cardinals All-Pro LB donated over 150,000 meals to food banks in both Arizona and his hometown of Endicott, NY to assist with families affected by the Coronavirus outbreak. Jones provided meals to St. Mary's Food Bank and Midwest Food Bank of Arizona while also donating to Mother Teresa's Cupboard through the Catholic Charities of Broome County in New York.

### **JORDAN HICKS – \$100,000 TO IMPACT CHURCH COVID-19 RELIEF EFFORTS; ANIMAL ADOPTION INITIATIVE**

Following a career year on the field in his first season with Arizona, Hicks joined his wife, Ivana, to announce in April that they would match and donate up to \$100,000 to their church in Scottsdale – Impact Church – to assist single mothers during the pandemic. Those efforts included providing meals and helping cover rent and mortgage payments. Hicks' donation also helped facilitate a COVID-19 drive-through testing initiative at the church that saw over 500 people receive free tests.

Hicks and his wife also organized an animal adoption campaign in Austin that saw 260 animals adopted in under a week. The couple partnered with Austin (TX) Pets Alive to provide new pet owners with a care package that included a crate, pet food, treats, a leash and a toy.

### **KYLER MURRAY – \$25,000 DONATION TO GENYOUth FOR ITS COVID-19 EMERGENCY SCHOOL NUTRITION FUND**

With schools across the country closed because of the coronavirus, the reigning NFL Offensive Rookie of the Year stepped up in April to help children who counted on school meals to be fed on a daily basis. He donated \$25,000 to GENYOUth for its COVID-19 Emergency School Nutrition Fund, which was established to provide resources that allowed school meal programs to continue despite school closures.

### **ISAIAH SIMMONS – DONATED 60,000 MEALS TO HARVEST COMPASSION CENTERS IN ARIZONA**

Within a week of becoming the #8 overall pick in the 2020 NFL Draft, the former Clemson star was already reaching out to help people in Arizona struggling as a result of the pandemic. Simmons teamed up with the Cardinals and Bose to donate 60,000 meals to the Harvest Compassion Center for its facilities in Phoenix, Maryvale and Chandler. Harvest Compassion Center is a food and clothing bank dedicated to providing a hope-filled environment to the underserved in the greater Phoenix area. HCC locations offer free food, hygiene, baby, home and clothing items to the many Arizonans living below the poverty line.

### **LARRY FITZGERALD – DELIVERING MEALS TO HEALTHCARE WORKERS AND FRONTLINE STAFF**

One of the most prolific WRs in NFL history, Fitzgerald long ago set the standard for making an impact in the community – and those efforts continued during the COVID-19 outbreak. In late April, he teamed with Steak 44, Ocean 44 and Dominick's to deliver meals to healthcare workers all over the Valley. In addition to helping those who have gone above-and-beyond to serve the community during the pandemic, it also served as a very personal cause for Fitzgerald, who's late mother, Carol, was a nurse.

### **COREY PETERS – STARTED VIRTUAL BOOK CLUB FOR ARIZONA HIGH SCHOOL STUDENTS**

A passionate advocate for reading, the Cardinals starting DT set up an in-person book club a few years ago. When the pandemic hit, forcing the closure of schools and the enforcement of social distancing, Peters saw an opportunity to make the book club virtual. So in May, he launched the virtual book club "The Corey Peterson Playbook" to help provide an educational outlet for all Arizona high school students during the COVID-19 crisis.

### **PATRICK PETERSON – DONATED TO ARIZONA FIRST RESPONDERS ON MEMORIAL DAY WEEKEND**

With Memorial Day occurring in the middle of the pandemic, the Cardinals All-Pro helped keep the spirit of the holiday when he teamed with Pit Boss Grills to donate grill products and gift cards to Arizona first responders. Peterson had his followers on social media nominate a first responder of their choice and he selected three winners on Memorial Day who each received a new top-of-the-line grill, grilling products and a gift card from Bashas supermarket.

### **DEVON KENNARD – DELIVERED MEALS TO FOUR VALLEY FIRE DEPARTMENTS; VIRTUAL HOSPITAL VISITS**

In May, Arizona native – and Cardinals 2020 free agent signing – Kennard gave back to his hometown when he teamed with Salad and Go to provide dinner for firefighters at four different fire stations in the Ahwatukee area.

Every year Cardinals players and staff make numerous visits to Phoenix Children's Hospital to lift the spirits of the children and their families in pediatric units. Due to COVID-19 and the resulting safety restrictions, those visits have taken a new form. In late August, Kennard became the first Cardinals player to take the controls of a telepresence robot in order to spend time with children at PCH. While Kennard was at training camp at State Farm Stadium, he was able to drive the robot through the halls of PCH and interact with children through a video monitor.



## QUARTERBACKS

**Brett Hundley** – Chandler native and 2009 Arizona Gatorade Player of the Year. Packers 2015 fifth-round pick out of UCLA, spent his first four NFL seasons with Green Bay (2015-17) and Seattle (2018) before joining Arizona in March 2019.

**Kyler Murray** – Fifth player in NFL history with 30+ passing TDs and 10+ rushing TDs in their first two NFL seasons and just the second to accomplish the feat in his first 22 career games. Won the Heisman Trophy after the 2018 season, selected first overall in the 2019 NFL Draft and earned 2019 Associated Press NFL Offensive Rookie of the Year honors.

**Chris Streveler** – Played 35 games in two seasons (2018-19) with the Winnipeg Blue Bombers of the Canadian Football League where he threw for 2,698 yards and 19 TDs and ran for 1,167 yards and 22 TDs before signing with Arizona in February.

## RUNNING BACKS

**Eno Benjamin** – Drafted by the Cardinals in the seventh round (222nd overall) of the 2020 NFL Draft out of Arizona State. Selected in nearly the same spot as the last ASU player drafted by the Cardinals – S Pat Tillman (overall) in 1998.

**Kenyan Drake** – Miami's third-round pick (73rd overall) in the 2016 NFL Draft joined Arizona in a trade last year. Ranks fourth in the NFL with 1,121 rushing yards and third with 12 rushing TDs since joining the Cardinals in Week 9 last season.

**Chase Edmonds** – Cardinals fourth-round pick (134th overall) in the 2018 NFL Draft out of Fordham has 1,183 all-purpose yards in 35 career games (three starts) for Arizona. Leads the NFL with five rushing TDs of 20+ yards since 2019.

**Jonathan Ward** – Joined the Cardinals as an undrafted rookie free agent from Central Michigan, where he had 2,539 yards and 28 TDs on 473 carries in 42 games. Played each of the last four games after starting the season on the practice squad.

## TIGHT ENDS

**Dan Arnold** – Wisconsin-Platteville product played 12 games in two years (2018-19) for the Saints after entering the league as a rookie free agent in 2017. Has 15 catches for 199 yards and two TDs in nine games (five starts) since joining Arizona in 2019.

**Evan Baylis** – Oregon product entered the league as a rookie free agent with the Texans and has played eight games with Houston (2017), Green Bay (2019) and Arizona (2020). Split time between the Cardinals practice squad and active roster this season.

**Darrell Daniels** – Washington product entered the NFL as a rookie free agent with the Colts and was claimed by Arizona in 2018. Has played 40 games (10 starts) for the Cardinals (2018-20), Seahawks (2018) and Colts (2017).

**Jordan Thomas** – Houston's 2018 sixth-round pick (211th overall) has played 25 games (12 starts) for the Texans (2018-19) and Cardinals (2020). Joined Arizona's practice squad in Week 1 and elevated to the active roster in Week 2.

## WIDE RECEIVERS

**Larry Fitzgerald** – Ranks second in NFL history with 17,228 receiving yards and 1,399 receptions, the most catches by an NFL player with a single team. One of nine receivers named to the NFL 100 All-Time Team, joining nine Pro Football Hall of Fame inductees as the only active player in the group.

**DeAndre Hopkins** – Four-time Pro Bowler (2015; 2017-19) and three-time first-team All-Pro (2017-19) leads the NFL in receptions (47), receiving yards (601) and first down catches (31) through Week 6. Ranks third in receptions, second in receiving yards and second in TD catches since 2013.

**Andy Isabella** – Arizona's 2019 second-round pick (62nd overall) out of UMass, where he was a consensus first-team All-American as a senior. Has 19 receptions for 336 yards and three TDs in 21 games (one start) for the Cardinals.

**KeeSean Johnson** – Arizona's 2019 fifth-round pick (174th overall) out of Fresno State, where he set a program record with 3,463 career receiving yards. Recorded 21 receptions for 187 yards and a TD in 10 games in 2019.

**Christian Kirk** – Arizona's 2018 second-round pick (47th overall) became the second-fastest player in franchise history to reach 100 career receptions (22 games). Has 124 receptions for 1,539 yards and nine TDs in 30 career games (25 starts).

**Trent Sherfield** – Third-year player out of Vanderbilt has 24 catches for 296 yards and a TD in 35 games (three starts) after signing with the Cardinals as an undrafted free agent in 2018.

## OFFENSIVE LINE

**Kelvin Beachum** – Selected by Pittsburgh in the seventh round (248th overall) of the 2012 NFL Draft and started 99 of 104 games played with the Steelers (2012-15), Jaguars (2016) and Jets (2017-19) before signing with the Cardinals in July.

**Mason Cole** – Cardinals third-round pick (97th overall) in the 2018 NFL Draft out of Michigan has played 36 games (22 starts) during his first three years in the league. Started all 16 games at center as a rookie and two games at LG last year.

**Lamont Gaillard** – Cardinals 2019 sixth-round pick (179th overall) out of Georgia, where he started all 42 games and earned first-team All-SEC in 2018. Made his NFL debut in Week 1 and started at center in Weeks 2-3 for an injured Mason Cole.

**Max Garcia** – Signed with the Cardinals as a free agent in 2019. Has played 70 games (41 starts) with Denver (2015-18) and Arizona (2019-20) after being selected by the Broncos in the fourth round (133rd overall) of the 2015 NFL Draft out of Florida.

**D.J. Humphries** – Cardinals first-round selection (24th overall) in the 2015 NFL Draft out of Florida, re-signed a three-year contract with Arizona in February. Has started all 49 games he has played in his NFL career, including all 21 at LT since last season.

**Josh Jones** – Drafted by Arizona in the third round (72nd overall) of the 2020 NFL Draft out of Houston, where he started all 45 games he played at LT in four seasons (2016-19) for the Cougars. Has played three games this season.

**Josh Miles** – Selected by Arizona with its first pick in the seventh round (248th overall) of the 2019 NFL Draft out of Morgan State, becoming the second player from the program drafted since 1983. Played seven games during his rookie campaign.

**Justin Murray** – Entered the NFL as a rookie free agent with Denver in 2016. Has played 20 games (13 starts) since being claimed off waivers last season and signed a two-year contract extension in October.

**Justin Pugh** – Started all 92 games he has played with the Giants (2013-17) and Cardinals (2018-20) since entering the league as a first-round pick (19th overall) in the 2013 NFL Draft. Signed a five-year contract with Arizona before the 2018 season.





## DEFENSIVE LINE

**Zach Allen** – Cardinals' third round (65th overall) pick in the 2019 NFL Draft played four games before a neck injury ended his rookie season. Has 11 tackles, two tackles for loss and a sack in six games (one start) this season.

**Angelo Blackson** – Titans 2015 fourth-round pick (100th overall) out of Auburn played 69 games with Tennessee (2015-16) and Houston (2017-19) before signing with Arizona in Week 1. Had a sack in his Cardinals debut in the Week 1 win at San Francisco.

**Leki Fotu** – Arizona's first pick in the fourth round (114th overall) of the 2020 NFL Draft out of Utah, where he was an All-American and first-team All-Pac-12 honoree. Family hails from Tonga, and starred as a rugby player growing up.

**Corey Peters** – Third-year defensive captain signed a three-year extension to remain in Arizona through 2020. Atlanta's 2010 third-round pick (83rd overall) has played 135 games (118 starts) for the Cardinals (2015-20) and Falcons (2010-14).

**Jordan Phillips** – Sixth-year NFL veteran had 113 tackles, 27 tackles for loss, 15.0 sacks and 33 QB hits in 76 games (35 starts) for the Dolphins (2015-18) and Bills (2018-19) before signing a three-year contract with the Cardinals in March.

## LINEBACKERS

**De'Vondre Campbell** – Atlanta's 2016 fourth-round pick (115th overall) signed a one-year contract with the Cardinals after leading the Falcons with a career-high 129 tackles and three forced fumbles in 2019. Has 48 tackles, two tackles for loss and five passes defensed in six games (all starts) for Arizona.

**Kylie Fitts** – Chicago's sixth-round pick (181st overall) in the 2018 NFL Draft out of Utah. Has played 14 games (one start) for the Bears (2018) and Cardinals (2020).

**Dennis Gardeck** – Signed with the Cardinals as a rookie free agent out of Sioux Falls in 2018, named a Pro Bowl alternate on special teams in 2019 and voted a team captain before the 2020 season. Had 2.0 sacks in 10 plays during the first defensive snaps of his NFL career against the Jets in Week 5.

**Jordan Hicks** – Voted a team captain after posting a career-high 150 tackles (third in the NFL) on a league-high 1,132 defensive snaps last year. Philadelphia's 2015 second-round pick (84th overall) signed a four-year contract with Arizona in 2019.

**Isaiah Irving** – Played 33 games in three seasons (2017-19) with the Bears recording 18 defensive tackles and nine special teams tackles. Entered the league as a rookie free agent with Chicago and signed with Arizona in Week 6.

**Devon Kennard** – Seven-year NFL veteran has 311 tackles, 43 tackles for loss and 25.5 sacks in 87 games (68 starts) with the Giants (2014-17), Lions (2018-19) and Cardinals (2020). Phoenix native and son of former Cardinals OL Derek Kennard Sr.

**Haason Reddick** – Cardinals first-round pick (13th overall) in the 2017 NFL Draft out of Temple has played all 54 games (21 starts) in his first four NFL seasons. Began his college career as a walk-on CB and moved to OLB prior to the 2020 season.

**Isaiah Simmons** – Eighth overall pick in the 2020 NFL Draft out of Clemson, where he was a unanimous first-team All-American and the Butkus Award winner as the nation's top LB in just his second season playing the position.

**Ezekiel Turner** – Signed with Arizona as an undrafted rookie free agent out of Washington and led the NFL with 13 solo tackles on special teams in 2018, according to official league stats. Has 38 special teams tackles in 34 career games.

**Tanner Vallejo** – Buffalo's 2017 sixth-round (195th overall) pick out of Boise State has played 45 games with Arizona (2019-20), Washington (2019), Cleveland (2018) and Buffalo (2017).

## DEFENSIVE BACKS

**Budda Baker** – Arizona's 2017 second-round pick (36th overall) out of Washington became the first player in team history to earn Pro Bowl honors as a special teamer (2017) and position player (2019). Named a defensive captain in Week 6.

**Chris Banjo** – Eight-year NFL veteran has played 93 games (four starts) with Arizona (2019-20), New Orleans (2016-18) and Green Bay (2013-16). SMU product recorded a career-high nine tackles against Washington in Week 2.

**Dre Kirkpatrick** – Bengals 2012 first-round pick (17th overall) out of Alabama played 99 games (67 starts) with Cincinnati before signing a one-year contract with Arizona. Had 288 tackles, 10 INTs and 65 passes defensed in his first eight NFL seasons.

**Byron Murphy Jr.** – Scottsdale, AZ native and Arizona's 2019 second-round (33rd overall) pick out of Washington. Had a career game with eight tackles, a tackle for loss, two passes defensed and his first career fumble recovery in Week 6 against Dallas.

**Kevin Peterson** – Entered the league as an undrafted rookie free agent with Chicago in 2016 and has played 26 games (four starts) with the Rams (2017) and Cardinals (2019-20).

**Patrick Peterson** – Eight-time Pro Bowler ranks seventh in franchise history and third among active NFL defenders since 2011 with 26 career INTs. Fifth overall pick in the 2011 NFL Draft out of LSU has started all 144 games he has played.

**Deionte Thompson** – Has played 16 games (five starts) since being drafted in the fifth round (139th overall) of the 2019 NFL Draft out of Alabama, where he earned consensus first-team All-American honors in his final season with the Crimson Tide.

**Charles Washington** – Fresno State product has played 47 games with the Lions (2016-18) and Cardinals (2019-20) since entering the league as a rookie free agent with Detroit in 2016.

## SPECIALISTS

**Aaron Brewer** – Has played 123 regular season and eight playoff games for Arizona (2016-20) and Denver (2012-15).

**Zane Gonzalez** – ASU product and Lou Groza Award winner ranked fourth in the NFL with 127 points and 31 FGs in 2019. Cleveland's 2017 seventh-round pick joined Arizona in 2018.

**Andy Lee** – Four-time All-Pro joined Arizona after playing for the 49ers (2004-14), Browns (2015) and Panthers (2016). Ranks third in the NFL in gross punting average (47.5) since 2017.

# CARDINALS GAME SUMMARIES



24

## WEEK 1

Arizona Cardinals 24, San Francisco 49ers 20

0 ■ Levi's Stadium ■ Sep 13, 2020



20

Arizona Cardinals .....	7	3	0	14	—	24
San Francisco 49ers .....	10	3	0	7	—	20

### Recap

After an offseason unlike any other in the league's long history, NFL teams were back in action. For the Cardinals, that meant a trip to San Francisco to face the defending NFC Champion 49ers at Levi's Stadium. Arizona emerged with a 24-20 victory, earned its first Week 1 win since 2015 and first Week 1 road victory since 2010. Making his Cardinals debut was WR DeAndre Hopkins, the All-Pro wideout acquired via offseason trade with Houston. And what a debut it was, as the Five-time Pro Bowl selection went on to establish a career high with 14 receptions while adding 151 receiving yards. Second-year QB Kyler Murray did a little of everything in the win, throwing for 230 yards and a TD and also rushing for 91 yards and another score. Arizona's defense and special teams also played vital roles, with the defense coming up with a pair of game-changing stands.

On the game's opening series the 49ers covered 41 yards and six plays to set a up a Robbie Gould 52-yard FG for a 3-0 lead. On the first play of the next SF series, RB Raheem Mostert made it 10-0 when he took a short pass over the middle 76 yards for a TD. The Cards D forced a punt on the next 49ers possession and on it LB Ezekiel Turner broke through the middle and blocked the kick which LB Dennis Gardeck recovered at the SF 15-yard line. On the very next play, the Cardinals scored their first TD of the season on Murray's 10-yard pass to RB Chase Edmonds out of the backfield. San Fran looked poised to expand its lead later in the half after driving to the AZ 1-yard line. On 4th-n-1, Mostert attempted a run up the middle but was stuffed by LBs Devon Kennard and DeVondre Campbell. Arizona was unable to capitalize on its next two possessions, which saw K Zane Gonzalez miss a 52-yard FG attempt and Murray throw an INT inside AZ territory. San Francisco capitalized on the INT, taking a 13-7 lead five plays later on a 24-yard Robbie Gould FG. With just 30 seconds remaining in the half, AZ drove 37 yards on 6 plays on a 20-yard Edmonds run and two Murray-to-Hopkins completions. It set up a career-long 56-yard FG by Gonzalez as the half expired that cut the Niners lead to 13-10.

Neither team scored in the third quarter which set up a back-and-forth final frame that featured three TDs. Arizona took its first lead of the game early in the fourth on a 14-play 94-yard drive. On it, Murray and Hopkins connected three times for 32 yards and Murray capped it with a 22-yard TD run to give AZ a 17-13 lead. SF answered on its next possession, driving 78 yards in 6 plays and re-taking the lead on a 5-yard Garoppolo to Jerick McKinnon TD pass. Arizona came right back to take a 24-20 lead on the ensuing possession, going 75 yards on 9 plays. Facing a 3rd-n-6 at the SF 34-yard line, Murray connected on a short pass to Hopkins and the All-Pro wideout appeared to score on a catch-n-run but the initial TD ruling was overturned on review and the ball was ruled down at the 1-yard line. RB Kenyan Drake finished the drive on the next play, running in for his 9th TD as a Cardinal.

Holding a four-point lead, it came down to another crucial stop by the AZ defense to seal the win. San Francisco took over at its own 25-yard line with 5:00 remaining and moved downfield. With under a minute remaining, SF faced 3rd-n-5 at the AZ 16-yard line when Garoppolo attempted a pair of passes to WR Trent Taylor. The third down attempt was batted down by second-year CB Byron Murphy Jr. in the end zone. The fourth down sideline pass would have been enough for a first down but was again batted down by a diving Murphy.

### Scoring Drives

TEAM	QTR	TIME	SCORING PLAY	ARI	SF
49ers	1	11:50	R.Gould 52 yd. Field Goal (6-41, 3:10)	0	3
49ers	1	09:53	R.Mostert 76 yd. pass from J.Garoppolo (R.Gould kick) (1-76, 0:12)	0	10
Cardinals	1	06:55	C.Edmonds 10 yd. pass from K.Murray (Z.Gonzalez kick) (1-10, 0:10)	7	10
49ers	2	00:30	R.Gould 24 yd. Field Goal (6-20, 1:59)	7	13
Cardinals	2	00:00	Z.Gonzalez 56 yd. Field Goal (6-37, 0:30)	10	13
Cardinals	4	10:26	K.Murray 22 yd. run (Z.Gonzalez kick) (14-94, 6:48)	17	13
49ers	4	08:38	J.McKinnon 5 yd. pass from J.Garoppolo (R.Gould kick) (6-78, 1:48)	17	20
Cardinals	4	05:03	K.Drake 1 yd. run (Z.Gonzalez kick) (9-75, 3:35)	24	20

### Arizona Cardinals

PASSING	ATT	CP	YDS	SK/YD	TD	LG	INT	RTG
Kyler Murray	40	26	230	2/6	1	33	1	78.1
<b>TOTAL</b>	40	26	230	2/6	1	33	1	78.1

RUSHING	ATT	YDS	AVG	LG	TD
Kyler Murray	13	91	7.0	25	1
Kenyan Drake	16	60	3.8	11	1
Chase Edmonds	6	26	4.3	20	0
Chris Streveler	1	3	3.0	3	0
<b>TOTAL</b>	36	180	5.0	25	2

RECEIVING	NO	YDS	AVG	LG	TD
DeAndre Hopkins	14	151	10.8	33	0
Larry Fitzgerald	4	34	8.5	10	0
Chase Edmonds	3	19	6.3	10t	1
Dan Arnold	2	21	10.5	13	0
Kenyan Drake	2	5	2.5	3	0
Christian Kirk	1	0	0.0	0	0
<b>TOTAL</b>	26	230	8.8	33	1

TOP DEFENSE	TOT	SOLO	AST	SCK	YDS	INT
Budda Baker	15	10	5	0.0	0.0	0
DeVondre Campbell	7	5	2	0.0	0.0	0
Chris Banjo	6	3	3	0.0	0.0	0

FIELD GOALS	FGA/FGM	PERCENT	RESULTS
Zane Gonzalez	3-1	33.3	52WR (56) 49WR
<b>TOTAL</b>	3-1	33.3	

### San Francisco 49ers

PASSING	ATT	CP	YDS	SK/YD	TD	LG	INT	RTG
Jimmy Garoppolo	33	19	259	3/16	2	76	0	103.0
<b>TOTAL</b>	33	19	259	3/16	2	76	0	103.0

RUSHING	ATT	YDS	AVG	LG	TD
Raheem Mostert	15	56	3.7	14	0
Jerick McKinnon	3	24	8.0	16	0
Tevin Coleman	4	18	4.5	10	0
George Kittle	1	9	9.0	9	0
Jimmy Garoppolo	1	9	9.0	9	0
Kyle Juszczyk	1	7	7.0	7	0
<b>TOTAL</b>	25	123	4.9	16	0

RECEIVING	NO	YDS	AVG	LG	TD
Raheem Mostert	4	95	23.8	76t	1
George Kittle	4	44	11.0	14	0
Jerick McKinnon	3	20	6.7	9	1
Kendrick Bourne	2	34	17.0	18	0
Jordan Reed	2	12	6.0	10	0
Trent Taylor	2	7	3.5	5	0
Kyle Juszczyk	1	41	41.0	41	0
Tevin Coleman	1	6	6.0	6	0
<b>TOTAL</b>	19	259	13.6	76t	2

TOP DEFENSE	TOT	SOLO	AST	SCK	YDS	INT
Emmanuel Moseley	15	10	5	0.0	0.0	0
Kwon Alexander	10	8	2	0.0	0.0	0
Fred Warner	9	5	4	0.0	0.0	0

FIELD GOALS	FGA/FGM	PERCENT	RESULTS
Robbie Gould	2-2	100.0	52, 24
<b>TOTAL</b>	2-2	100.0	

### Team Statistics

First Downs	29
3rd Down Eff. (Made/Att/Pct)	7/14/50%
4th Down Eff. (Made/Att/Pct)	0/0/0%
Total Net Yards	404
Total Plays	78
Yards Per Play	5.2
Rushes/Net Yards	36/180
Net Passing	224
Pass Attempts/Completions	40/26
Had Intercepted	1
Sacked/Yards Lost	2/6
Punts/Average	4/47.8
Penalties/Yards	9/102
Fumbles/Lost	2/0
Possession Time	31:26

### Cardinals

First Downs	18
3rd Down Eff. (Made/Att/Pct)	2/11/18%
4th Down Eff. (Made/Att/Pct)	0/2/0%
Total Net Yards	366
Total Plays	61
Yards Per Play	6.0
Rushes/Net Yards	25/123
Net Passing	243
Pass Attempts/Completions	33/19
Had Intercepted	0
Sacked/Yards Lost	3/16
Punts/Average	5/35.6
Penalties/Yards	5/53
Fumbles/Lost	0/0
Possession Time	28:34

### 49ers

# CARDINALS GAME SUMMARIES



## WEEK 2

Washington 15, Arizona Cardinals 30

0 State Farm Stadium Sep 20, 2020



Washington .....	0	0	3	12	—	15
Arizona Cardinals .....	14	6	0	10	—	30

### Recap

Following a week 1 road win over San Francisco, the Cardinals returned to State Farm Stadium for their home-opener vs. Washington. An all-around stellar outing from QB Kyler Murray and stingy game by the Cardinals defense led to a 30-15 AZ victory as the team moved to 2-0 for the first time since 2015. Murray rushed for a pair of long TDs while connecting with WR DeAndre Hopkins for an early score. Arizona's defense held Washington scoreless in the first half as the Cards took a 20-0 lead into intermission. The Cards offense put up 438 total yards of offense in the win, including 160 yards on the ground. AZ had four different players post 50+ receiving yards - Hopkins (68), Andy Isabella (67), Christian Kirk (57) and Larry Fitzgerald (50) - and two different players rush for 60+ yards - Kenyan Drake (86) and Kyler Murray (67).

In a reversal of Week 1, it was the Cardinals who got off to a fast start on both sides of the ball. AZ's defense forced a 3-n-out on the opening series and the offense took over inside WAS territory. The Cards then went 48 yards in 10 plays and Murray capped it with a 4-yard TD toss to Hopkins, the WR's first TD in an AZ uniform. Following a WAS punt on the next possession, Murray was intercepted by WAS S Landon Collins at the AZ 20-yard line. The Cards defense stepped up, as newcomer Jordan Phillips sacked Haskins forcing a fumble that Chandler Jones recovered at the AZ 12. Although the Cards were forced to punt on the ensuing series, the special teams unit came up with its second big play of the season, forcing a fumble by WAS returner Steven Sims which was recovered by LS Aaron Brewer at the WAS 40-yard line. AZ closed the opening quarter with a six-play drive that Murray ended with his 14-yard TD run that gave AZ a 14-0 lead. After another WAS 3-n-out, AZ increased its lead to 27-0 with a 49-yard FG by Zane Gonzalez. The Cards tacked on a 33-yard Gonzalez FG on their next possession as the first half ended with a 20-0 AZ lead. On its six first half possessions, the Cards D held WAS to five punts and a fumble while totaling just 98 total yards.

The teams came out of halftime and traded punts early in the third quarter before WAS crossed midfield for the first time on a 10-play, 51-yard drive that resulted in a Dustin Hopkins 34-yard FG. With their lead cut to 20-3, AZ responded on its next drive, going 75 yards on 12 plays as Murray scored his third rushing TD of the season on an electrifying 21-yard run to extend the lead to 27-3. WAS mounted a comeback in the fourth quarter as QB Dwayne Haskins threw 24 and 11-yard TD passes on consecutive possessions to narrow AZ's lead to 27-15 after both two-point conversion attempts failed. With 6:38 remaining, the Cards took over and went 74 yards on an 11-play drive that consumed 6:12 and resulted in a 28-yard Gonzalez FG for the final 30-15 tally.

### Scoring Drives

TEAM	QTR	TIME	SCORING PLAY	WAS	ARI
Cardinals	1	09:09	D.Hopkins 4 yd. pass from K.Murray (Z.Gonzalez kick) (10-48, 4:22)	0	7
Cardinals	1	00:00	K.Murray 14 yd. run (Z.Gonzalez kick) (6-40, 2:44)	0	14
Cardinals	2	11:29	Z.Gonzalez 49 yd. Field Goal (5-46, 1:57)	0	17
Cardinals	2	01:49	Z.Gonzalez 33 yd. Field Goal (10-75, 4:03)	0	20
Washington	3	03:14	D.Hopkins 24 yd. Field Goal (10-51, 4:55)	3	20
Cardinals	4	14:17	K.Murray 21 yd. run (Z.Gonzalez kick) (12-75, 3:57)	3	27
Washington	4	12:20	T.McLaurin 24 yd. pass from D.Haskins (run failed) (5-75, 1:57)	9	27
Washington	4	06:38	A.Gibson 11 yd. run (pass failed) (9-78, 2:55)	15	27
Cardinals	4	00:26	Z.Gonzalez 28 yd. Field Goal (11-74, 6:12)	15	30

### Washington

PASSING	ATT	CP	YDS	SK/YD	TD	LG	INT	RTG
Dwayne Haskins Jr.	33	19	223	4/24	1	30	0	88.3
<b>TOTAL</b>	<b>33</b>	<b>19</b>	<b>223</b>	<b>4/24</b>	<b>1</b>	<b>30</b>	<b>0</b>	<b>88.3</b>

RUSHING	ATT	YDS	AVG	LG	TD
Antonio Gibson	13	55	4.2	11t	1
J.D. McKissic	8	53	6.6	13	0
Dwayne Haskins Jr.	1	8	8.0	8	0
Peyton Barber	1	1	1.0	1	0
<b>TOTAL</b>	<b>23</b>	<b>117</b>	<b>5.1</b>	<b>13</b>	<b>1</b>

RECEIVING	NO	YDS	AVG	LG	TD
Terry McLaurin	7	125	17.9	26	1
Logan Thomas	4	26	6.5	10	0
Steven Sims Sr.	3	53	17.7	30	0
Dontrelle Inman	2	17	8.5	14	0
Antonio Gandy-Golden	1	3	3.0	3	0
Marcus Baugh	1	2	2.0	2	0
Antonio Gibson	1	-3	-3.0	-3	0
<b>TOTAL</b>	<b>19</b>	<b>223</b>	<b>11.7</b>	<b>30</b>	<b>1</b>

TOP DEFENSE	TOT	SOLO	AST	SCK	YDS	INT
Kevin Pierre-Louis	16	10	6	0.0	0.0	0
Jon Bostic	8	5	3	1.0	7.0	0
Jimmy Moreland	6	6	0	0.0	0.0	0

FIELD GOALS	FGA/FGM	PERCENT	RESULTS
Dustin Hopkins	1-1	100.0	(24)
<b>TOTAL</b>	<b>1-1</b>	<b>100.0</b>	

### Arizona Cardinals

PASSING	ATT	CP	YDS	SK/YD	TD	LG	INT	RTG
Kyler Murray	38	26	286	3/8	1	54	1	88.3
<b>TOTAL</b>	<b>38</b>	<b>26</b>	<b>286</b>	<b>3/8</b>	<b>1</b>	<b>54</b>	<b>1</b>	<b>88.3</b>

RUSHING	ATT	YDS	AVG	LG	TD
Kenyan Drake	20	86	4.3	16	0
Kyler Murray	8	67	8.4	21t	2
Chase Edmonds	3	4	1.3	5	0
Christian Kirk	1	3	3.0	3	0
<b>TOTAL</b>	<b>32</b>	<b>160</b>	<b>5.0</b>	<b>21T</b>	<b>2</b>

RECEIVING	NO	YDS	AVG	LG	TD
DeAndre Hopkins	8	68	8.5	25	1
Larry Fitzgerald	7	50	7.1	12	0
Chase Edmonds	3	9	3.0	9	0
Andy Isabella	2	67	33.5	54	0
Christian Kirk	2	57	28.5	49	0
Dan Arnold	2	26	13.0	20	0
Kenyan Drake	2	9	4.5	6	0
<b>TOTAL</b>	<b>26</b>	<b>286</b>	<b>11.0</b>	<b>54</b>	<b>1</b>

TOP DEFENSE	TOT	SOLO	AST	SCK	YDS	INT
DeVondre Campbell	10	8	2	0.0	0.0	0
Jordan Hicks	10	8	2	0.0	0.0	0
Chris Banjo	9	6	3	0.0	0.0	0

FIELD GOALS	FGA/FGM	PERCENT	RESULTS
Zane Gonzalez	3-3	100.0	(49, 33, 28)
<b>TOTAL</b>	<b>3-3</b>	<b>100.0</b>	

### Team Statistics

First Downs	19	22
3rd Down Eff. (Made/Att/Pct)	4/12/33%	7/17/41%
4th Down Eff. (Made/Att/Pct)	1/1/100%	2/2/100%
Total Net Yards	316	438
Total Plays	60	73
Yards Per Play	5.3	6.0
Rushes/Net Yards	23/117	32/160
Net Passing	199	278
Pass Attempts/Completions	33/19	38/26
Had Intercepted	0	1
Sacked/Yards Lost	4/24	3/8
Punts/Average	6/47.3	4/49.3
Penalties/Yards	6/42	11/97
Fumbles/Lost	2/2	1/0
Possession Time	26:15	33:45

### Washington

### Cardinals

# CARDINALS GAME SUMMARIES



26

## WEEK 3

Detroit Lions 26, Arizona Cardinals 23

0 State Farm Stadium Sep 27, 2020



23

Detroit Lions	3	14	3	6	—	26
Arizona Cardinals	7	6	10	0	—	23

### Recap

Detroit kicker Matt Prater nailed a 39-yard FG as time expired to give the Lions a 26-23 road win and hand Arizona (2-1) its first defeat of the season. The Cardinals outgained Detroit in total yards (377-322) but were hindered by three turnovers and came up with none themselves. Arizona WR DeAndre Hopkins continued his torrid start to the season, catching 10 passes for 137 yards while fellow wideout Andy Isabella caught a pair of TD passes from Kyle Murray. The second-year QB also scored on a dazzling 1-yard run and became just the 3rd signal-caller in league history with rushing TDs in each of the season's first three games.

Prater and the Lions struck first with a 37-yard FG on the game's first possession. The Cards appeared poised to respond when they reached the DET30 on the ensuing drive but Murray's third down pass deflected off the hands of TE Dan Arnold and was intercepted by S Duron Harmon. AZ forced a Lions punt and when the Cards offense got the ball back, Murray went 6-6 passing; the last of those was an arcing 13-yard TD toss that dropped perfectly to Isabella in the back corner of the end zone. When LB Devon Kennard ended the next DET drive with a sack of former teammate Matthew Stafford, the Cardinals had a chance to add to their lead. But LB Jamie Collins stepped in front of a Murray pass intended for WR Larry Fitzgerald and the Lions took over at the AZ27. They faced a 4th-n-goal at the 5 when Stafford hit TE Jessie James for a TD that put the Lions up 10-7 with 6:15 left in the second quarter. Murray completions of 18 and 11 yards to Hopkins and an 11-yarder to Arnold helped the Cards move quickly into DET territory. On 3rd-n-3 from the 16, Murray hit RB Chase Edmonds on a shallow cross that took it to the 1. The next play saw the QB zig-zag to his left and elude defenders on his way to a TD run that put AZ up 13-10 with 1:53 before intermission. That would be enough time for Detroit as Stafford led the Lions 75 yards in 6 plays and re-took the lead with a 15-yard scoring strike to Kenny Golladay that made it 17-13 with :31 left in the first half.

Arizona pulled to within a point at 17-16 on its opening drive of the third quarter when Zane Gonzalez nailed a 54-yard FG. The next Cards possession ended when rookie CB Jeff Okudah picked off a Murray pass and returned it to the AZ22. That takeaway led to a 24-yard Prater FG that made it 20-16 Lions. Murray and the Cardinals would bounce right back and re-claimed the lead thanks to an 11-play, 75-yard TD drive. On it, Murray connected with Hopkins 4 times for 58 yards, ran for 13 on a 3rd-n-5 and capped it with a 4-yard TD pass to Isabella. A Corey Peters sack of Stafford helped end the next DET drive but the ensuing punt pinned the Cards at their own 2. After an AZ 3-n-out, the Lions got the ball back at the Cards 36 leading to a 35-yard game-tying FG from Prater with 6:44 to go. Arizona's next possession reached midfield but ended there and after an Andy Lee punt, DET took over at its own 9 with 4:49 to play. A pair of Golladay catches covered 22 yards and a Marvin Jones completion gained 20, putting the Lions in position for Prater's game-winner as the clock struck zero.

### Scoring Drives

TEAM	QTR	TIME	SCORING PLAY	DET	ARI
Lions	1	08:27	M.Prater 37 yd. Field Goal (11-56, 6:33)	3	0
Cardinals	1	00:14	A.Isabella 13 yd. pass from K.Murray (Z.Gonzalez kick) (9-80, 4:08)	3	7
Lions	2	06:15	J.James 5 yd. pass from M.Stafford (M.Prater kick) (6-27, 3:22)	10	7
Cardinals	2	01:53	K.Murray 1 yd. run (kick failed, wr) (9-74, 4:22)	10	13
Lions	2	00:31	K.Golladay 15 yd. pass from M.Stafford (M.Prater kick) (6-75, 1:22)	17	13
Cardinals	3	11:19	Z.Gonzalez 54 yd. Field Goal (7-39, 3:41)	17	16
Lions	3	05:27	M.Prater 24 yd. Field Goal (6-16, 2:09)	20	16
Cardinals	3	00:35	A.Isabella 4 yd. pass from K.Murray (Z.Gonzalez kick) (11-75, 4:52)	20	23
Lions	4	06:44	M.Prater 35 yd. Field Goal (8-19, 4:19)	23	23
Lions	4	00:00	M.Prater 39 yd. Field Goal (10-70, 4:49)	26	23

### Detroit Lions

PASSING	ATT	CP	YDS	SK/YD	TD	LG	INT	RTG
Matthew Stafford	31	22	270	4/38	2	27	0	119.0
<b>TOTAL</b>	31	22	270	4/38	2	27	0	119.0

RUSHING	ATT	YDS	AVG	LG	TD
Adrian Peterson	22	75	3.4	27	0
Kerryon Johnson	3	16	5.3	9	0
Jamal Agnew	1	2	2.0	2	0
Matthew Stafford	1	-3	-3.0	-3	0
<b>TOTAL</b>	27	90	3.3	27	0

RECEIVING	NO	YDS	AVG	LG	TD
Kenny Golladay	6	57	9.5	19	1
T.J. Hockenson	4	53	13.3	27	0
Marvin Jones Jr.	3	51	17.0	20	0
Jesse James	3	28	9.3	15	1
Jamal Agnew	2	20	10.0	20	0
D'Andre Swift	1	19	19.0	19	0
Danny Amendola	1	18	18.0	18	0
Kerryon Johnson	1	14	14.0	14	0
Adrian Peterson	1	10	10.0	10	0
<b>TOTAL</b>	22	270	12.3	27	2

TOP DEFENSE	TOT	SOLO	AST	SCK	YDS	INT
Tracy Walker	11	9	2	0.0	0.0	0
Jamie Collins Sr.	6	1	5	0.0	0.0	1
Jeff Okudah	6	6	0	0.0	0.0	1

FIELD GOALS	FGA/FGM	PERCENT	RESULTS
Matt Prater	4-4	100.0	(37, 24, 35, 39)
<b>TOTAL</b>	4-4	100.0	

### Arizona Cardinals

PASSING	ATT	CP	YDS	SK/YD	TD	LG	INT	RTG
Kyle Murray	35	23	270	1/2	2	30	3	72.3
<b>TOTAL</b>	35	23	270	1/2	2	30	3	72.3

RUSHING	ATT	YDS	AVG	LG	TD
Kenyan Drake	18	73	4.1	15	0
Kyle Murray	5	29	5.8	13	1
Chase Edmonds	3	13	4.3	5	0
Andy Isabella	1	-6	-6.0	-6	0
<b>TOTAL</b>	27	109	4.0	15	1

RECEIVING	NO	YDS	AVG	LG	TD
DeAndre Hopkins	10	137	13.7	30	0
Andy Isabella	4	47	11.8	26	2
Darrell Daniels	2	24	12.0	15	0
KeeSean Johnson	2	24	12.0	14	0
Chase Edmonds	2	21	10.5	15	0
Dan Arnold	1	11	11.0	11	0
Kenyan Drake	1	6	6.0	6	0
Larry Fitzgerald	1	0	0.0	0	0
<b>TOTAL</b>	23	270	11.7	30	2

TOP DEFENSE	TOT	SOLO	AST	SCK	YDS	INT
Budda Baker	8	8	0	0.0	0.0	0
DeVondre Campbell	6	4	2	0.0	0.0	0
Dre Kirkpatrick	6	4	2	0.0	0.0	0

FIELD GOALS	FGA/FGM	PERCENT	RESULTS
Zane Gonzalez	1-1	100.0	(54)
<b>TOTAL</b>	1-1	100.0	

### Team Statistics

First Downs	22
3rd Down Eff. (Made/Att/Pct)	4/12/33%
4th Down Eff. (Made/Att/Pct)	1/1/100%
Total Net Yards	322
Total Plays	62
Yards Per Play	5.2
Rushes/Net Yards	27/90
Net Passing	232
Pass Attempts/Completions	31/22
Had Intercepted	0
Sacked/Yards Lost	4/38
Punts/Average	4/55.5
Penalties/Yards	7/46
Fumbles/Lost	0/0
Possession Time	32:50

### Lions Cardinals

28
4/10/40%
1/1/100%
377
63
6.0
27/109
268
35/23
3
1/2
2/46.0
7/48
0/0
27:10

# CARDINALS GAME SUMMARIES



21

## WEEK 4

Arizona Cardinals 21, Carolina Panthers 31

5,120 Bank of America Stadium Oct 4, 2020



31

Arizona Cardinals	0	7	7	7	—	21
Carolina Panthers	14	7	7	3	—	31

### Recap

The Cardinals fell to 2-2 on the season with a road loss at Carolina. Panthers QB Teddy Bridgewater threw a pair of TDs and ran for another against an Arizona defense that was missing three safeties, including All-Pro Budda Baker. Cards signal-caller Kyler Murray completed 24 of 31 passes and threw three TD passes himself in the losing effort.

The Panthers jumped out to a 14-0 lead with touchdowns on each of their initial two drives. On the first, they converted a key 4th-n-2 as well as a 3rd-n-10 before RB Mike Davis capped the 13-play, 66-yard drive by running it in from a yard out. On the next AZ series, Murray just missed WR Andy Isabella deep down the left sideline on 3rd-n-3 from the Cards 32. The ensuing Panthers drive saw them move 80 yards in 9 plays and on 3rd-n-8 from the 18, Bridgewater scrambled and weaved thru the middle of the field for a TD. Early in the 2nd quarter, CB Patrick Peterson picked off Bridgewater at the near sideline to set the offense up at the Carolina 38. Murray then completed 5 straight passes including a 3-yard TD to TE Jordan Thomas that made it 14-7. The Panthers answered with another long TD drive (10 plays, 75 yards) and this one ended when Bridgewater hit RB Reggie Bonnafon out of the backfield for a 3-yard score that made it 21-7 at intermission.

The Cards opening drive of the 3rd quarter reached the Carolina 38 but the threat ended when Murray's arm was hit while attempting to pass. Initially ruled incomplete, replay reversed it to a fumble that the Panthers recovered at their own 26. From there, Carolina moved 74 yards in 8 plays and Bridgewater ended it with a 2-yard TD toss to TE Ian Thomas that made it 28-7. On the next play from scrimmage, Murray scrambled 48 yards to the CAR27; it was the longest run by a Cards QB since 1958 and 3rd longest ever. Six plays later Murray hit WR Christian Kirk with a 3-yard TD pass to make it a 2-score game late in the 3rd quarter. But the next Panthers drive not only added 3 points to their lead on a Joey Slye field goal, but chewed 8:30 off the clock by running 15 plays. The game's final points came when Murray and RB Chase Edmonds connected on a 2-yard TD with 2:13 left that made it 31-21.

### Scoring Drives

TEAM	QTR	TIME	SCORING PLAY	ARI	CAR
Panthers	1	07:21	M.Davis 1 yd. run (J.Slye kick) (13-66, 5:44)	0	7
Panthers	1	01:29	T.Bridgewater 18 yd. run (J.Slye kick) (9-80, 4:31)	0	14
Cardinals	2	07:26	J.Thomas 3 yd. pass from K.Murray (Z.Gonzalez kick) (10-38, 5:32)	7	14
Panthers	2	01:55	R.Bonnafon 3 yd. pass from T.Bridgewater (J.Slye kick) (10-75, 5:31)	7	21
Panthers	3	05:26	I.Thomas 2 yd. pass from T.Bridgewater (J.Slye kick) (8-74, 4:19)	7	28
Cardinals	3	01:15	C.Kirk 3 yd. pass from K.Murray (Z.Gonzalez kick) (7-75, 4:11)	14	28
Panthers	4	07:45	J.Slye 27 yd. Field Goal (15-73, 8:30)	14	31
Cardinals	4	02:13	C.Edmonds 2 yd. pass from K.Murray (Z.Gonzalez kick) (7-68, 1:52)	21	31

### Arizona Cardinals

PASSING	ATT	CP	YDS	SK/YD	TD	LG	INT	RTG
Kyler Murray	31	24	133	1/0	3	25	0	116.7
<b>TOTAL</b>	<b>31</b>	<b>24</b>	<b>133</b>	<b>1/0</b>	<b>3</b>	<b>25</b>	<b>0</b>	<b>116.7</b>

RUSHING	ATT	YDS	AVG	LG	TD
Kyler Murray	6	78	13.0	48	0
Kenyan Drake	13	35	2.7	9	0
Chase Edmonds	4	16	4.0	9	0
<b>TOTAL</b>	<b>23</b>	<b>129</b>	<b>5.6</b>	<b>48</b>	<b>0</b>

RECEIVING	NO	YDS	AVG	LG	TD
DeAndre Hopkins	7	41	5.9	13	0
Chase Edmonds	5	24	4.8	12	1
Dan Arnold	4	39	9.8	25	0
Christian Kirk	3	19	6.3	8	1
Larry Fitzgerald	2	4	2.0	6	0
Andy Isabella	2	3	1.5	2	0
Jordan Thomas	1	3	3.0	3t	1
<b>TOTAL</b>	<b>24</b>	<b>133</b>	<b>5.5</b>	<b>25</b>	<b>3</b>

TOP DEFENSE	TOT	SOLO	AST	SCK	YDS	INT
Jordan Hicks	12	8	4	0.0	0.0	0
DeVondre Campbell	9	4	5	0.0	0.0	0
Deionte Thompson	9	4	5	0.0	0.0	0

FIELD GOALS	FGA/FGM	PERCENT	RESULTS
	No Field Goals		

### Carolina Panthers

PASSING	ATT	CP	YDS	SK/YD	TD	LG	INT	RTG
Teddy Bridgewater	37	26	276	0/0	2	24	1	98.5
<b>TOTAL</b>	<b>37</b>	<b>26</b>	<b>276</b>	<b>0/0</b>	<b>2</b>	<b>24</b>	<b>1</b>	<b>98.5</b>

RUSHING	ATT	YDS	AVG	LG	TD
Mike Davis	16	84	5.3	21	1
Reggie Bonnafon	10	53	5.3	22	0
Teddy Bridgewater	6	32	5.3	18t	1
Alex Armah	1	2	2.0	2	0
Curtis Samuel	2	-3	-1.5	1	0
<b>TOTAL</b>	<b>35</b>	<b>168</b>	<b>4.8</b>	<b>22</b>	<b>2</b>

RECEIVING	NO	YDS	AVG	LG	TD
Robby Anderson	8	99	12.4	24	0
Mike Davis	5	27	5.4	20	0
DJ Moore	4	49	12.3	23	0
Curtis Samuel	3	51	17.0	24	0
Reggie Bonnafon	2	18	9.0	15	1
Ian Thomas	2	5	2.5	3	1
Chris Manhertz	1	17	17.0	17	0
Seth Roberts	1	10	10.0	10	0
<b>TOTAL</b>	<b>26</b>	<b>276</b>	<b>10.6</b>	<b>24</b>	<b>2</b>

TOP DEFENSE	TOT	SOLO	AST	SCK	YDS	INT
Jeremy Chinn	8	5	3	0.0	0.0	0
Justin Burris	6	5	1	0.0	0.0	0
Donte Jackson	5	2	3	0.0	0.0	0

FIELD GOALS	FGA/FGM	PERCENT	RESULTS
Joey Slye	2-1	50.0	(27) 42WR
<b>TOTAL</b>	<b>2-1</b>	<b>50.0</b>	

### Team Statistics

First Downs	
3rd Down Eff. (Made/Att/Pct)	
4th Down Eff. (Made/Att/Pct)	
Total Net Yards	
Total Plays	
Yards Per Play	
Rushes/Net Yards	
Net Passing	
Pass Attempts/Completions	
Had Intercepted	
Sacked/Yards Lost	
Punts/Average	
Penalties/Yards	
Fumbles/Lost	
Possession Time	

### Cardinals

21
3/9/33%
0/0/0%
262
55
4.8
23/129
133
31/24
0
1/0
5/41.4
5/29
1/1
22:52

### Panthers

30
7/11/64%
1/1/100%
444
72
6.2
35/168
276
37/26
1
0/0
1/42.0
10/72
0/0
37:08

# CARDINALS GAME SUMMARIES



30

## WEEK 5

Arizona Cardinals 30, New York Jets 10

0 ■ MetLife Stadium ■ Oct 11, 2020



10

Arizona Cardinals	7	10	7	6	—	30
New York Jets	0	3	7	0	—	10

### Recap

The Cardinals moved to 3-2 with a 30-10 win over the Jets at the Meadowlands. After dropping the previous two games, Arizona rebounded to post season highs with 496 total yards of offense and 28 first downs. QB Kyle Murray threw for a career-best 380 yards while WR DeAndre Hopkins eclipsed 130 receiving yards for the 3rd time in five games with the Cardinals (6-131-TD). The Cardinals were bolstered by the return of one All-Pro defender – safety Budda Baker who returned after a one-game absence (thumb) – but lost another in the 2nd quarter when LB Chandler Jones exited with a bicep injury. Seeing his first career action on defense, special teams captain Dennis Gardeck recorded the first two sacks of his career.

Arizona opened the scoring on its 2nd possession of the game. On it, Murray was 4-4 passing for 41 yards and ran once for 16 yards in moving the Cards to the NYJ29. On 3rd-n-1 from there, he handed off to RB Chase Edmonds who raced off the right side for his 4th TD in 2 career games at MetLife Stadium. On the Jets' 1st possession of the 2nd quarter they reached the AZ13 where they were turned away on both 3rd-n-1 and 4th-n-1. Arizona's ensuing drive ended with Murray's 3rd down pass was tipped at the line and intercepted by LB Avery Williamson who returned it 25 yards to the AZ10. But the Cards defense allowed just 2 yards and forced the Jets to settle for a 26-yard Sam Ficken FG that trimmed the lead to 7-3. On the next series, AZ moved 75 yards in 10 plays that included back-to-back 24-yard completions to WRs Andy Isabella and Christian Kirk; Murray capped the drive when he ran it in from 2 yards out for his 5th rushing TD of the season. Up 14-3, the defense appeared to recover Jet fumbles twice on the next series but replay reviews ruled otherwise. Nonetheless, Gardeck's 1st career sack halted the drive, and AZ's offense took over at its own 19 with :53 left in the first half and one timeout. Murray marched the Cards into position for a 47-yard Zane Gonzalez field goal. On that drive he completed all four passes (excluding a spike that stopped the clock) for 52 yards including 3 for 46 to Edmonds.

Midway thru the 3rd, Jets QB Joe Flacco – who started the game in place of the injured Sam Darnold – hit WR Jamison Crowder with a 52-yard completion that moved it to the AZ22. Four plays later the two connected on an 11-yard TD score that trimmed AZ's lead to 7. The Cardinals' next drive saw them face a 4th-n-1 from their own 39 with 3:49 left in the third and they chose to go for it; on a play action pass, Murray found TE Darrell Daniels who hauled it in for a career-long 31-yard gain to the NYJ30. The extended possession ended with three straight Kenyan Drake runs, the last of which found the end zone from a yard out and put AZ up 24-10 late in the 3rd quarter. If that Cards drive was a counterpunch, the next one delivered the knockout. Murray moved the team 96 yards, 82 of which came on two passes to Hopkins. The first was a deep ball down the left sideline that Hopkins hauled in for a spectacular 45-yard gain to the AZ11 to the NYJ44. Five plays later, AZ was at the NYJ37 when Murray launched it to the goal line where Hopkins' one-handed grab provided the game's final points in brilliant fashion.

### Scoring Drives

TEAM	QTR	TIME	SCORING PLAY	ARI	NYJ
Cardinals	1	07:33	C.Edmonds 29 yd. run (Z.Gonzalez kick) (8-89, 3:13)	7	0
Jets	2	07:01	S.Ficken 26 yd. Field Goal (4-2, 0:47)	7	3
Cardinals	2	02:41	K.Murray 2 yd. run (Z.Gonzalez kick) (10-75, 4:20)	14	3
Cardinals	2	00:03	Z.Gonzalez 47 yd. Field Goal (6-52, 0:50)	17	3
Jets	3	05:51	J.Crowder 11 yd. pass from J.Flacco (S.Ficken kick) (6-74, 2:12)	17	10
Cardinals	3	00:15	K.Drake 1 yd. run (Z.Gonzalez kick) (10-70, 5:36)	24	10
Cardinals	4	08:35	D.Hopkins 37 yd. pass from K.Murray (pass failed) (6-96, 2:42)	30	10

### Arizona Cardinals

PASSING	ATT	CP	YDS	SK/YD	TD	LG	INT	RTG
Kyle Murray	37	27	380	1/11	1	45	1	103.4
<b>TOTAL</b>	<b>37</b>	<b>27</b>	<b>380</b>	<b>1/11</b>	<b>1</b>	<b>45</b>	<b>1</b>	<b>103.4</b>

RUSHING	ATT	YDS	AVG	LG	TD
Kenyan Drake	18	60	3.3	10	1
Chase Edmonds	3	36	12.0	29T	1
Kyle Murray	9	31	3.4	16	1
<b>TOTAL</b>	<b>30</b>	<b>127</b>	<b>4.2</b>	<b>29T</b>	<b>3</b>

RECEIVING	NO	YDS	AVG	LG	TD
DeAndre Hopkins	6	131	21.8	45	1
Christian Kirk	5	78	15.6	24	0
Chase Edmonds	5	56	11.2	30	0
Larry Fitzgerald	4	35	8.8	12	0
Darrell Daniels	2	37	18.5	31	0
Andy Isabella	2	30	15.0	24	0
Trent Sherfield	1	6	6.0	6	0
KeeSean Johnson	1	5	5.0	5	0
Kenyan Drake	1	2	2.0	2	0
<b>TOTAL</b>	<b>27</b>	<b>380</b>	<b>14.1</b>	<b>45</b>	<b>1</b>

TOP DEFENSE	TOT	SOLO	AST	SCK	YDS	INT
Budda Baker	10	8	2	1.0	16.0	0
DeVondre Campbell	9	8	1	0.0	0.0	0
Jordan Hicks	9	7	2	0.0	0.0	0

FIELD GOALS	FGA/FGM	PERCENT	RESULTS
Zane Gonzalez	1-1	100.0	(47)
<b>TOTAL</b>	<b>1-1</b>	<b>100.0</b>	

### New York Jets

PASSING	ATT	CP	YDS	SK/YD	TD	LG	INT	RTG
Joe Flacco	33	18	195	2/17	1	52	0	82.3
Jeff Smith	0	0	0	1/16	0	0	0	0.0
<b>TOTAL</b>	<b>33</b>	<b>18</b>	<b>195</b>	<b>3/33</b>	<b>1</b>	<b>52</b>	<b>0</b>	<b>82.3</b>

RUSHING	ATT	YDS	AVG	LG	TD
Le'Veon Bell	13	60	4.6	13	0
Frank Gore	9	30	3.3	11	0
Joe Flacco	4	20	5.0	9	0
Braxton Berrios	1	13	13.0	13	0
Trevon Wesco	1	0	0.0	0	0
<b>TOTAL</b>	<b>28</b>	<b>123</b>	<b>4.4</b>	<b>13</b>	<b>0</b>

RECEIVING	NO	YDS	AVG	LG	TD
Jamison Crowder	8	116	14.5	52	1
Jeff Smith	3	23	7.7	11	0
Chris Hogan	3	20	6.7	10	0
Chris Herndon	2	24	12.0	15	0
Le'Veon Bell	1	7	7.0	7	0
Trevon Wesco	1	5	5.0	5	0
<b>TOTAL</b>	<b>18</b>	<b>195</b>	<b>10.8</b>	<b>52</b>	<b>1</b>

TOP DEFENSE	TOT	SOLO	AST	SCK	YDS	INT
Pierre Desir	11	8	3	0.0	0.0	0
Neville Hewitt	10	4	6	0.0	0.0	0
Avery Williamson	8	6	2	0.0	0.0	1

FIELD GOALS	FGA/FGM	PERCENT	RESULTS
Sam Ficken	1-1	100.0	(26)
<b>TOTAL</b>	<b>1-1</b>	<b>100.0</b>	

### Team Statistics

First Downs	
3rd Down Eff. (Made/Att/Pct)	
4th Down Eff. (Made/Att/Pct)	
Total Net Yards	
Total Plays	
Yards Per Play	
Rushes/Net Yards	
Net Passing	
Pass Attempts/Completions	
Had Intercepted	
Sacked/Yards Lost	
Punts/Average	
Penalties/Yards	
Fumbles/Lost	
Possession Time	

### Cardinals

28
5/12/42%
1/1/100%
496
68
7.3
30/127
369
37/27
1
1/11
4/41.8
10/59
1/0
32:15

### Jets

21
4/13/31%
0/2/0%
285
64
4.5
28/123
162
33/18
0
3/33
6/46.5
6/30
0/0
27:45

# CARDINALS GAME SUMMARIES



38

## WEEK 6

Arizona Cardinals 38, Dallas Cowboys 10  
25,174 ■ AT&T Stadium ■ Oct 19, 2020



10

Arizona Cardinals	0	21	7	10	—	38
Dallas Cowboys	0	3	0	7	—	10

### RECAP

The Cardinals improved to 4-2 with a convincing 38-10 win at Dallas on Monday Night Football. It was the team's 1st road win on MNF since 1977 and third ever, all vs. the Cowboys. Including high school (5-0) and college (1-0), QB Kyler Murray upped his all-time record as a starter at AT&T Stadium to 7-0, running for one score and passing for two – both to WR Christian Kirk. The Cards offense rushed for 261 yards and scored 38 points – both season bests – but it was the defense that led the way. Playing its first game without All-Pro pass rusher and captain Chandler Jones, that unit came up with 4 takeaways that led to 3 TDs and a FG. All-Pro safety Budda Baker was all over the field, coming up with an INT, a fumble recovery and a sack. DT Jordan Phillips forced an Ezekiel Elliott fumble and recovered another while LB Haason Reddick recorded a pair of sacks.

The game was scoreless late in the 1st quarter when the AZ defense made the first of several game-changing plays. Making his 1st start in place of injured QB Dak Prescott, Andy Dalton dumped it off to Elliott out of the backfield but Baker sniffed it out and forced a fumble that Phillips recovered at the AZ46. The Cards moved to the DAL6 in 10 plays, including a 11-yard Murray run on 4th-n-1 at the 18. The QB then flipped it to Kirk on an end around and the 6-yard score made it 7-0 early in the 2nd. Two snaps later, Phillips forced another Elliott fumble and CB Byron Murphy's recovery set the offense up at the DAL27. AZ soon faced a 3rd-n-11 at the 28 when Larry Fitzgerald's catch and stretch moved the chains with an 11-yard gain. A 16-yard Murray scamper then took it to the 1 and RB Kenyan Drake punched it in from there to put AZ up 14-0 with 10:31 to go in the first half. Dallas snapped the ball in Cards territory for the 1st time on its next drive but ultimately had to punt. On AZ's next play from scrimmage, Kirk sprinted down the deep middle and Murray hit him in stride for an 80-yard TD strike. In just over 8 minutes of action, it went from a scoreless game to a 21-0 Arizona lead. The ensuing Dallas drive reached the AZ9 but Reddick's sack of Dalton forced the Cowboys to settle for a 34-yard Greg Zuerlein FG that made it 21-3 at intermission.

Dallas' opening possession of the 3rd quarter ended when CB Dre Kirkpatrick picked off Dalton and AZ took over at its own 21. The Cards then ran 8 times for 73 yards on the 79-yard drive (the only non-rushing yards came on a DPI penalty) and Murray ran it in from a yard out. The score remained 28-3 late in the 3rd after Zuerlein missed a 58-yard FG try. Early in the 4th, Dallas reached the AZ16 when Baker ended the threat with his diving INT of a Dalton pass intended for Amari Cooper. That led to Zane Gonzalez's 26-yard FG that made it 31-3. The Cowboys found the end zone for the only time in the game with 2:48 left on a 1-yard Dalton-to-Cooper pass but on the 1st play after the 2:00 warning, Drake took a handoff and went untouched for a 69-yard TD that provided the final margin.

### Scoring Drives

TEAM	QTR	TIME	SCORING PLAY	ARI	DAL
Cardinals	2	12:58	C.Kirk 6 yd. pass from K.Murray (Z.Gonzalez kick) (11-54, 4:38)	7	0
Cardinals	2	10:31	K.Drake 1 yd. run (Z.Gonzalez kick) (5-27, 1:39)	14	0
Cardinals	2	04:43	C.Kirk 80 yd. pass from K.Murray (Z.Gonzalez kick) (1-80, 0:10)	21	0
Cowboys	2	00:10	G.Zuerlein 34 yd. Field Goal (14-50, 4:33)	21	3
Cardinals	3	07:53	K.Murray 1 yd. run (Z.Gonzalez kick) (9-79, 4:32)	28	3
Cardinals	4	08:54	Z.Gonzalez 26 yd. Field Goal (9-82, 4:24)	31	3
Cowboys	4	02:48	A.Cooper 1 yd. pass from A.Dalton (G.Zuerlein kick) (18-75, 6:06)	31	10
Cardinals	4	01:49	K.Drake 69 yd. run (Z.Gonzalez kick) (3-75, 0:59)	38	10

### Arizona Cardinals

PASSING	ATT	CP	YDS	SK/YD	TD	LG	INT	RTG
Kyler Murray	24	9	188	1/11	2	80	0	93.8
<b>TOTAL</b>	<b>24</b>	<b>9</b>	<b>188</b>	<b>1/11</b>	<b>2</b>	<b>80</b>	<b>0</b>	<b>93.8</b>

RUSHING	ATT	YDS	AVG	LG	TD
Kenyan Drake	20	164	8.2	69T	2
Kyler Murray	10	74	7.4	16	1
Chase Edmonds	5	23	4.6	9	0
<b>TOTAL</b>	<b>35</b>	<b>261</b>	<b>7.5</b>	<b>69T</b>	<b>3</b>

RECEIVING	NO	YDS	AVG	LG	TD
Larry Fitzgerald	3	22	7.3	11	0
Christian Kirk	2	86	43.0	80T	2
DeAndre Hopkins	2	73	36.5	60	0
Chase Edmonds	1	6	6.0	6	0
Darrell Daniels	1	1	1.0	1	0
<b>TOTAL</b>	<b>9</b>	<b>188</b>	<b>20.9</b>	<b>80T</b>	<b>2</b>

TOP DEFENSE	TOT	SOLO	AST	SCK	YDS	INT
Jordan Hicks	10	5	5	0.0	0.0	0
Byron Murphy Jr.	8	7	1	0.0	0.0	0
Patrick Peterson	8	7	1	0.0	0.0	0

FIELD GOALS	FGA/FGM	PERCENT	RESULTS
Zane Gonzalez	1-1	100.0	(26)
<b>TOTAL</b>	<b>1-1</b>	<b>100.0</b>	

### Dallas Cowboys

PASSING	ATT	CP	YDS	SK/YD	TD	LG	INT	RTG
Andy Dalton	54	34	266	3/19	1	27	2	65.8
<b>TOTAL</b>	<b>54</b>	<b>34</b>	<b>266</b>	<b>3/19</b>	<b>1</b>	<b>27</b>	<b>2</b>	<b>65.8</b>

RUSHING	ATT	YDS	AVG	LG	TD
Ezekiel Elliott	12	49	4.1	11	0
Tony Pollard	10	31	3.1	12	0
Rico Dowdle	3	13	4.3	7	0
Andy Dalton	2	4	2.0	2	0
<b>TOTAL</b>	<b>27</b>	<b>97</b>	<b>3.6</b>	<b>12</b>	<b>0</b>

RECEIVING	NO	YDS	AVG	LG	TD
Ezekiel Elliott	8	31	3.9	11	0
Amari Cooper	7	79	11.3	26	1
CeeDee Lamb	7	64	9.1	27	0
Dalton Schultz	4	35	8.8	13	0
Michael Gallup	2	23	11.5	17	0
Noah Brown	2	15	7.5	14	0
Cedrick Wilson	2	10	5.0	5	0
Tony Pollard	2	9	4.5	5	0
<b>TOTAL</b>	<b>34</b>	<b>266</b>	<b>7.8</b>	<b>27</b>	<b>1</b>

TOP DEFENSE	TOT	SOLO	AST	SCK	YDS	INT
Jaylon Smith	10	8	2	0.0	0.0	0
Donovan Wilson	9	7	2	0.0	0.0	0
DeMarcus Lawrence	5	1	4	0.0	0.0	0

FIELD GOALS	FGA/FGM	PERCENT	RESULTS
Greg Zuerlein	2-1	50.0	(34) 58WR
<b>TOTAL</b>	<b>2-1</b>	<b>50.0</b>	

### Team Statistics

First Downs	22
3rd Down Eff. (Made/Att/Pct)	7/13/54%
4th Down Eff. (Made/Att/Pct)	1/1/100%
Total Net Yards	438
Total Plays	60
Yards Per Play	7.3
Rushes/Net Yards	35/261
Net Passing	177
Pass Attempts/Completions	24/9
Had Intercepted	0
Sacked/Yards Lost	1/11
Punts/Average	4/37.8
Penalties/Yards	7/43
Fumbles/Lost	0/0
Possession Time	26:23

### Cardinals

### Cowboys

First Downs	27
3rd Down Eff. (Made/Att/Pct)	6/15/40%
4th Down Eff. (Made/Att/Pct)	3/3/100%
Total Net Yards	344
Total Plays	84
Yards Per Play	4.1
Rushes/Net Yards	27/97
Net Passing	247
Pass Attempts/Completions	54/34
Had Intercepted	2
Sacked/Yards Lost	3/19
Punts/Average	3/43.3
Penalties/Yards	6/36
Fumbles/Lost	3/2
Possession Time	33:37



# CARDINALS TEAM STATS

## WON 4, LOST 2

09/13	W	24-20	at San Francisco	
09/20	W	30-15	Washington	
09/27	L	23-26	Detroit	
10/04	L	21-31	at Carolina	5,120
10/11	W	30-10	at N.Y. Jets	
10/19	W	38-10	at Dallas	25,174

## 2020 TEAM STATISTICS

	ARI	OPP.
<b>FIRST DOWNS</b>	<b>150</b>	<b>137</b>
Rushing	59	44
Passing	76	76
Penalty	15	17
Third Down-Made/Att	33/75	27/74
Third Down Efficiency	44.0%	36.5%
Fourth Down-Made/Att	5/5	6/10
Fourth Down Efficiency	100.0%	60.0%
<b>TOTAL NET YARDS</b>	<b>2,415</b>	<b>2,077</b>
Avg. Per Game	402.5	346.2
Total Plays	397	403
Avg. Per Play	6.1	5.2
<b>NET YARDS RUSHING</b>	<b>966</b>	<b>718</b>
Avg. Per Game	161.0	119.7
Total Rushes	183	165
Avg. Per Rush	5.3	4.4
<b>NET YARDS PASSING</b>	<b>1,449</b>	<b>1,359</b>
Avg. Per Game	241.5	226.5
Sacked/Yards Lost	9/38	17/130
Gross Yards	1,487	1,489
Attempts/Completions	205/135	221/138
Pct. of Completion	65.9%	62.4%
Had Intercepted	6	3
<b>PUNTS/AVERAGE</b>	<b>23/43.7</b>	<b>24/47.3</b>
Net Punting Average	40.2	42.2
<b>PUNT RETURN/AVG.</b>	<b>8/2.5</b>	<b>12/6.8</b>
<b>KICKOFF RETURN/AVG.</b>	<b>8/21.5</b>	<b>13/16.8</b>
<b>INTERCEPTION RETURN/AVG.</b>	<b>3/0.0</b>	<b>6/16.0</b>
<b>PENALTIES/YARDS</b>	<b>49/378</b>	<b>40/279</b>
<b>FUMBLES/BALL LOST</b>	<b>5/1</b>	<b>5/4</b>
<b>TOUCHDOWNS</b>	<b>21</b>	<b>12</b>
Rushing	11	3
Passing	10	9
Returns	0	0
<b>EXTRA POINTS/ATTEMPTS</b>	<b>19/20</b>	<b>10/10</b>
<b>TWO POINT CONVERSION/ATT.</b>	<b>0/1</b>	<b>0/2</b>
<b>FIELD GOALS/ATTEMPTS</b>	<b>7/9</b>	<b>10/12</b>
<b>AVG. TIME OF POSSESSION</b>	<b>28:59</b>	<b>31:01</b>

SCORE BY PERIODS	Q1	Q2	Q3	Q4	OT	PTS
TEAM	35	53	31	47	0	166
OPPONENTS	27	30	20	35	0	112

SCORING	TD	RU	PA	RT	K-PAT	FG	2PT	S	PTS
Z. Gonzalez	0	0	0	0	19/20	7/9	0	0	40
K. Murray	6	6	0	0	0/0	0/0	0	0	36
K. Drake	4	4	0	0	0/0	0/0	0	0	24
C. Edmonds	3	1	2	0	0/0	0/0	0	0	18
C. Kirk	3	0	3	0	0/0	0/0	0	0	18
D. Hopkins	2	0	2	0	0/0	0/0	0	0	12
A. Isabella	2	0	2	0	0/0	0/0	0	0	12
J. Thomas	1	0	1	0	0/0	0/0	0	0	6
TEAM	21	11	10	0	0/0	0/0	0	0	166
OPPONENTS	12	3	9	0	0/0	0/0	0	0	112

**SACKS:** H. Reddick 4.0, D. Gardeck 2.0, D. Kennard 2.0, C. Peters 2.0, B. Baker 2.0, J. Phillips 2.0, C. Jones 1.0, Z. Allen 1.0, A. Blackson 1.0, **TM** 17.0, **OPP** 9.0 **FUM/LOST:** C. Edmonds 2/0, K. Murray 1/1, D. Arnold 1/0, C. Kirk 1/0, **TM** 5/1, **OPP** 6/5

PASSING	ATT	CMP	YDS	CMP%	YDS/ATT	TD	TD%	INT	INT%	LONG	SACK/	LOST	RATING
K. Murray	205	135	1,487	65.9	7.3	10	4.9	6	2.9	80t	9/	38	91.3
TEAM	205	135	1,487	65.9	7.3	10	4.9	6	2.9	80t	9/	38	91.3
OPPONENTS	221	138	1,489	62.4	6.7	9	4.1	3	1.4	76t	17/	130	90.1

RUSHING	NO.	YDS	AVG	LONG	TD
K. Drake	105	478	4.6	69t	4
K. Murray	51	370	7.3	48	6
C. Edmonds	24	118	4.9	29t	1
C. Kirk	1	3	3.0	3	0
C. Streveler	1	3	3.0	3	0
A. Isabella	1	-6	-6.0	-6	0
TEAM	183	966	5.3	69t	11
OPPONENTS	165	718	4.4	27	3

RECEIVING	TAR	NO.	YDS	AVG	LONG	TD
D. Hopkins	61	47	601	12.8	60	2
C. Kirk	24	13	240	18.5	80t	3
A. Isabella	15	10	147	14.7	54	2
L. Fitzgerald	29	21	145	6.9	12	0
C. Edmonds	25	19	135	7.1	30	2
D. Arnold	12	9	97	10.8	25	0
D. Daniels	6	5	62	12.4	31	0
K. Johnson	8	3	29	9.7	14	0
K. Drake	8	6	22	3.7	6	0
T. Sherfield	1	1	6	6.0	6	0
J. Thomas	1	1	3	3.0	3t	1
M. Williams	2	0	0	0.0	0	0
TEAM	192	135	1,487	11.0	80	10
OPPONENTS	215	138	1,489	10.8	76	9

INTERCEPTIONS	NO.	YDS	AVG	LONG	TD
P. Peterson	1	0	0.0	0	0
B. Baker	1	0	0.0	0	0
D. Kirkpatrick	1	0	0.0	0	0
TEAM	3	0	0.0	0	0
OPPONENTS	6	96	16.0	36	0

FUMBLES	FUM	LST	FF	REC	TD
K. Murray	1	1	0	0	0
D. Arnold	1	0	0	1	0
C. Kirk	1	0	0	0	0
K. Peterson	0	0	0	1	0
C. Edmonds	2	0	0	1	0
TEAM	5	1	0	3	0
OPPONENTS	6	5	0	1	0

PUNTING	NO.	YDS	AVG	NET	TB	IN	LG	B
A. Lee	23	1,005	43.7	40.2	0	8	58	0
TEAM	23	1,005	43.7	40.2	0	8	58	0
OPPONENTS	24	1,135	47.3	42.2	3	14	65	1

PUNT RETURNS	RET	FC	YDS	AVG	LONG	TD
C. Kirk	7	3	19	2.7	8	0
A. Isabella	1	4	1	1.0	1	0
TEAM	8	7	20	2.5	8	0
OPPONENTS	12	5	81	6.8	19	0

KICKOFF RETURNS	NO.	YDS	AVG	LONG	TD
C. Edmonds	7	163	23.3	42	0
D. Daniels	1	9	9.0	9	0
TEAM	8	172	21.5	42	0
OPPONENTS	13	219	16.8	28	0

FIELD GOALS	1-19	20-29	30-39	40-49	50+
Z. Gonzalez	0/0	2/2	1/1	2/3	2/3
TEAM	0/0	2/2	1/1	2/3	2/3
OPPONENTS	0/0	5/5	4/4	0/1	1/2

2-Pt Conv: **TM** 0-1, **OPP** 0-2



# CARDINALS DEFENSIVE STATS



POS.	PLAYER	SOLO	ASST.	TOTAL	TFL	SACKS/YDS.	QH	FR	FF	INT./YDS.	PD
LB	Hicks, Jordan	35	17	52	7	0.0/0.0	0	0	0	0/0	1
LB	Campbell, De'Vondre	34	14	48	2	0.0/0.0	0	0	0	0/0	5
S	Baker, Budda	37	8	45	3	2.0/23.0	3	0	1	1/0	2
CB	Murphy Jr., Byron	17	5	22	1	0.0/0.0	0	1	0	0/0	4
S	Thompson, Deionte	13	7	20	0	0.0/0.0	0	0	0	0/0	2
CB	Kirkpatrick, Dre	17	2	19	0	0.0/0.0	0	0	0	1/0	2
S	Banjo, Chris	12	7	19	1	0.0/0.0	1	0	0	0/0	0
CB	Peterson, Patrick	17	1	18	0	0.0/0.0	0	0	0	1/0	2
LB	Reddick, Haason	12	2	14	4	4.0/28.0	6	0	0	0/0	3
DL	Peters, Corey	8	3	11	3	2.0/19.0	3	0	0	0/0	1
DL	Allen, Zach	7	4	11	2	1.0/4.0	3	0	0	0/0	0
LB	Jones, Chandler	6	5	11	1	1.0/5.0	7	1	0	0/0	0
DL	Phillips, Jordan	9	0	9	1	2.0/13.0	3	1	2	0/0	1
LB	Kennard, Devon	8	1	9	2	2.0/14.0	5	0	0	0/0	0
LB	Simmons, Isaiah	7	1	8	0	0.0/0.0	0	0	0	0/0	1
S	Riley, Curtis	6	1	7	0	0.0/0.0	0	0	0	0/0	0
DL	Blackson, Angelo	6	0	6	1	1.0/7.0	3	0	0	0/0	0
LB	Gardeck, Dennis	3	0	3	2	2.0/17.0	3	0	0	0/0	0
LB	Fitts, Kylie	2	1	3	0	0.0/0.0	0	0	0	0/0	0
DL	Lawrence, Rashard	2	1	3	0	0.0/0.0	0	0	0	0/0	0
S	Washington, Charles	2	1	3	0	0.0/0.0	0	0	0	0/0	1
DL	Coley, Trevon	1	2	3	0	0.0/0.0	0	0	0	0/0	0
DL	Fotu, Leki	2	0	2	1	0.0/0.0	0	0	0	0/0	0
S	Thompson, Jalen	1	0	1	0	0.0/0.0	0	0	0	0/0	0
LB	Vallejo, Tanner	1	0	1	0	0.0/0.0	0	0	0	0/0	0
LB	Walker, Reggie	1	0	1	0	0.0/0.0	0	0	0	0/0	0
<b>TOTALS</b>		<b>266</b>	<b>83</b>	<b>349</b>	<b>31</b>	<b>17.0/130.0</b>	<b>37</b>	<b>3</b>	<b>3</b>	<b>3/0</b>	<b>25</b>

POS.	PLAYER	TKLS.	ASST.	TOTAL
LB	Turner, Ezekiel	3	7	10
LB	Vallejo, Tanner	1	6	7
LB	Gardeck, Dennis	4	2	6
S	Washington, Charles	2	3	5
WR	Sherfield, Trent	3	1	4
LB	Simmons, Isaiah	3	0	3
LB	Fitts, Kylie	2	1	3
RB	Ward, Jonathan	1	2	3
CB	Peterson, Kevin	0	2	2
TE	Daniels, Darrell	1	0	1
LB	Reddick, Haason	1	0	1
S	Riley, Curtis	1	0	1
S	Thompson, Deionte	1	0	1
<b>TOTALS</b>		<b>23</b>	<b>24</b>	<b>47</b>

### DEFENSIVE SCORES

INT (0)  
FR (0)  
Safety (0)

### SPECIAL TEAMS BIG PLAYS

FR (1) (3:00) A.Lee punts 57 yards to WAS 28, Center-A.Brewer. S.Sims to WAS 40 for 12 yards (D.Daniels). FUMBLES (D.Daniels), RECOVERED by ARZ-A.Brewer at WAS 40. A.Brewer to WAS 40 for no gain (F.Moreau). **vs. WAS (09/20/20)**



# CARDINALS GAME-BY-GAME OFFENSIVE STATS

## 2020 REGULAR SEASON CARDINALS GAME-BY-GAME OFFENSE

	09/13	09/20	09/27	10/04	10/11	10/19	10/25	11/08	11/15	11/19	11/29	12/06	12/13	12/20	12/27	01/03	Totals
	@ SF	vs. WAS	vs. DET	@ CAR	@ NYJ	@ DAL	vs. SEA	vs. MIA	vs. BUF	@ SEA	@ NE	vs. LAR	@ NYG	vs. PHI	vs. SF	@ LAR	
<b>FIRST DOWNS</b>																	
Total	29	22	28	21	28	22											150
Rushing	13	8	10	6	9	13											59
Passing	12	13	16	11	17	7											76
Penalty	4	1	2	4	2	2											15
<b>THIRD DOWNS</b>																	
Attempts	14	17	10	9	12	13											75
Converted	7	7	4	3	5	7											33
Percentage	50.0%	41.2%	40.0%	33.3%	41.7%	53.8%											44.0%
<b>FOURTH DOWNS</b>																	
Attempts	0	2	1	0	1	1											5
Converted	0	2	1	0	1	1											5
Percentage	0	100.0%	100.0%	0	100.0%	100.0%											100.0%
<b>TOT. OFFENSE</b>																	
Net Yards	404	438	377	262	496	438											2,415
Plays	78	73	63	55	68	60											397
Avg./Play	5.2	6.0	6.0	4.8	7.3	7.3											6.1
<b>RUSHING</b>																	
Net Yards	180	160	109	129	127	261											966
Rush. Att.	36	32	27	23	30	35											183
Avg./Att.	5.0	5.0	4.0	5.6	4.2	7.5											5.3
<b>PASSING</b>																	
Net Yards	224	278	268	133	369	177											1,449
Attempts	40	38	35	31	37	24											205
Completions	26	26	23	24	27	9											135
Intercepted	1	1	3	0	1	0											6
Gross Yards	230	286	270	133	380	188											1,487
Sacked	2.0	3.0	1.0	1.0	1.0	1.0											9.0
Yards Lost	6	8	2	0	11	11											38
<b>ADVANCES</b>																	
Rushes	36	32	27	23	30	35											183
Completions	26	26	23	24	27	9											135
Totals	62	58	50	47	57	44											318
Total Drives	12	12	10	9	11	11											65
<b>PENALTIES</b>																	
Number	9	11	7	5	10	7											49
Yards	102	97	48	29	59	43											378
<b>FUMBLES</b>																	
Number	2	1	0	1	1	0											5
Lost	0	0	0	1	0	0											1
<b>PUNTING</b>																	
Net Yards	191	197	92	207	167	151											1,005
Punts	4	4	2	5	4	4											23
Net Avg.	40.5	45.0	36.5	40.2	39.5	37.5											42.8
Gross Avg.	47.8	49.3	46.0	41.4	41.8	37.8											43.7
<b>SCORING</b>																	
Points	24	30	23	21	30	38											166
Q1	7	14	7	0	7	0											35
Q2	3	6	6	7	10	21											53
Q3	0	0	10	7	7	7											31
Q4	14	10	0	7	6	10											47
OT	0	0	0	0	0	0											0
TD Rushing	2	2	1	0	3	3											11
TD Passing	1	1	2	3	1	2											10
TD KO Returns	0	0	0	0	0	0											0
TD Punt Returns	0	0	0	0	0	0											0
TD Sp. Teams	0	0	0	0	0	0											0
TD Def. Returns	0	0	0	0	0	0											0
FG Attempts	3	3	1	0	1	1											9
FG Made	1	3	1	0	1	1											7
Safety	0	0	0	0	0	0											0
2-Pt Attempts	0	0	0	0	1	0											1
2-Pt Made	0	0	0	0	0	0											0
Time of Possession	31:26	33:45	27:10	22:52	32:15	26:23											28:58.50

# CARDINALS GAME-BY-GAME DEFENSIVE STATS



## 2020 REGULAR SEASON CARDINALS GAME-BY-GAME DEFENSE

	09/13	09/20	09/27	10/04	10/11	10/19	10/25	11/08	11/15	11/19	11/29	12/06	12/13	12/20	12/27	01/03	Totals
	@ SF	vs. WAS	vs. DET	@ CAR	@ NYJ	@ DAL	vs. SEA	vs. MIA	vs. BUF	@ SEA	@ NE	vs. LAR	@ NYG	vs. PHI	vs. SF	@ LAR	
<b>FIRST DOWNS</b>																	
Total	18	19	22	30	21	27											137
Rushing	6	7	3	11	9	8											44
Passing	10	10	16	17	8	15											76
Penalty	2	2	3	2	4	4											17
<b>THIRD DOWNS</b>																	
Attempts	11	12	12	11	13	15											74
Converted	2	4	4	7	4	6											27
Percentage	18.2%	33.3%	33.3%	63.6%	30.8%	40.0%											36.5%
<b>FOURTH DOWNS</b>																	
Attempts	2	1	1	1	2	3											10
Converted	0	1	1	1	0	3											6
Percentage	0.0%	100.0%	100.0%	100.0%	0.0%	100.0%											60.0%
<b>TOT. OFFENSE</b>																	
Net Yards	366	316	322	444	285	344											2,077
Plays	61	60	62	72	64	84											403
Avg./Play	6.0	5.3	5.2	6.2	4.5	4.1											5.2
<b>RUSHING</b>																	
Net Yards	123	117	90	168	123	97											718
Rush. Att.	25	23	27	35	28	27											165
Avg./Att.	4.9	5.1	3.3	4.8	4.4	3.6											4.4
<b>PASSING</b>																	
Net Yards	243	199	232	276	162	247											1,359
Attempts	33	33	31	37	33	54											221
Completions	19	19	22	26	18	34											138
Intercepted	0	0	0	1	0	2											3
Gross Yards	259	223	270	276	195	266											1,489
Sacked	3.0	4.0	4.0	0.0	3.0	3.0											17.0
Yards Lost	16	24	38	0	33	19											130
<b>ADVANCES</b>																	
Rushes	25	23	27	35	28	27											165
Completions	19	19	22	26	18	34											138
Totals	44	42	49	61	46	61											303
Total Drives	11	11	10	10	11	11											64
<b>PENALTIES</b>																	
Number	5	6	7	10	6	6											40
Yards	53	42	46	72	30	36											279
<b>FUMBLES</b>																	
Number	0	2	0	0	0	3											5
Lost	0	2	0	0	0	2											4
<b>PUNTING</b>																	
Net Yards	178	284	222	42	279	130											1,135
Punts	5	6	4	1	6	3											25
Net Avg.	28.3	43.2	50.5	42.0	45.2	37.0											38.2
Gross Avg.	35.6	47.3	55.5	42.0	46.5	43.3											45.4
<b>SCORING</b>																	
Points	20	15	26	31	10	10											112
Q1	10	0	3	14	0	0											27
Q2	3	0	14	7	3	3											30
Q3	0	3	3	7	7	0											20
Q4	7	12	6	3	0	7											35
OT	0	0	0	0	0	0											0
TD Rushing	0	1	0	2	0	0											3
TD Passing	2	1	2	2	1	1											9
TD KO Returns	0	0	0	0	0	0											0
TD Punt Returns	0	0	0	0	0	0											0
TD Sp. Teams	0	0	0	0	0	0											0
TD Def. Returns	0	0	0	0	0	0											0
FG Attempts	2	1	4	2	1	2											12
FG Made	2	1	4	1	1	1											10
Safety	0	0	0	0	0	0											0
2-Pt Attempts	0	2	0	0	0	0											2
2-Pt Made	0	0	0	0	0	0											0
Time of Possession	28:34	26:15	32:50	37:08	27:45	33:37											31:01.50

## RUSHING

### 200 Yards Rushing

By Cardinals: 228, Beanie Wells at St. Louis, Nov. 27, 2011 (27 att., 1 TD)  
By Opponent: 228, Clinton Portis at Denver, Dec. 29, 2002 (24 att., 2 TD)

### 150 Yards Rushing

By Cardinals: 164, Kenyan Drake at Dallas, Oct. 19, 2020 (20 att., 2 TD)  
By Opponent: 153, Christian McCaffrey vs. Carolina, Sep. 22, 2019 (24 att., 1 TD)

### 100 Yards Rushing

By Cardinals: 164, Kenyan Drake at Dallas, Oct. 19, 2020 (20 att., 2 TD)  
By Opponent: 127, Nick Chubb vs. Cleveland, Dec. 15, 2019 (17 att., 1 TD)

### Two 100-Yard Rushers

By Cardinals: 126 yards, Ottis Anderson/102 yards, Wayne Morris at New Orleans, Oct. 5, 1980  
By Opponent: 128 yards, Marshawn Lynch/108 yards, Robert Turbin at Seattle, Dec. 9, 2012

### Four Rushing Touchdowns

By Cardinals: Kenyan Drake vs. Cleveland, Dec. 15, 2019 (5, 1, 1, 17 yards)  
By Opponent: Shaun Alexander at Seattle, Sep. 25, 2005 (25, 1, 1, 1 yards)

### Three Rushing Touchdowns

By Cardinals: Kenyan Drake (4) vs. Cleveland, Dec. 15, 2019 (5, 1, 1, 17 yards)  
By Opponent: Todd Gurley at LA Rams, Sep. 16, 2018 (11, 1, 2 yards)

### Two Rushing Touchdowns

By Cardinals: Kenyan Drake at Dallas, Oct. 19, 2020 (1, 69 yards)  
By Opponent: Melvin Gordon at LA Chargers, Nov. 25, 2018 (28, 5 yards)

## PASSING

### 500 Yards Passing

By Cardinals: 522, Boomer Esiason at Washington, Nov. 10, 1996-OT (35 comp., 59 att.)  
By Opponent: Never happened

### 400 Yards Passing

By Cardinals: 421, Carson Palmer at Pittsburgh, Oct. 18, 2015 (29 comp., 45 att.)  
By Opponent: 424, Jared Goff vs. LA Rams, Dec. 1, 2019 (32 comp., 43 att.)

### 300 Yards Passing

By Cardinals: 380, Kyler Murray at NY Jets, Oct. 11, 2020 (27 comp., 37 att.)  
By Opponent: 319, Jared Goff at LA Rams, Dec. 29, 2019 (29 comp., 45 att.)

### Six Touchdown Passes

By Cardinals: Charley Johnson vs. New Orleans, Nov. 2, 1969 (32, 14, 28, 31, 26, 14 yards)  
By Opponent: Brett Favre at NY Jets, Sep. 28, 2008 (12, 34, 2, 17, 40, 24 yards)

### Five Touchdown Passes

By Cardinals: Kurt Warner at Chicago, Nov. 8, 2009 (11, 6, 17, 15, 4 yards)  
By Opponent: Brett Favre (6) at NY Jets, Sep. 28, 2008 (12, 34, 2, 17, 40, 24 yards)

### Four Touchdown Passes

By Cardinals: Carson Palmer vs. Cincinnati, Nov. 22, 2015 (18, 64, 18, 16 yards)  
By Opponent: Jimmy Garoppolo at San Francisco, Nov. 17, 2019 (4, 5, 2, 25 yards)

### Three Touchdown Passes

By Cardinals: Kyler Murray at Carolina, Oct. 4, 2020 (3, 3, 2 yards)  
By Opponent: Jared Goff at LA Rams, Dec. 29, 2019 (6, 4, 11 yards)

## RECEIVING

### 200 Yards Receiving

By Cardinals: 217, Anquan Boldin at Detroit, Sep. 7, 2003 (10 rec., 2 TD)  
By Opponent: 226, Demaryius Thomas at Denver, Oct. 5, 2014 (8 rec., 2 TD)

### 150 Yards Receiving

By Cardinals: 151, DeAndre Hopkins at San Francisco, Sep. 13, 2020 (14 rec., 0 TD)  
By Opponent: 172, Robert Woods vs. LA Rams, Dec. 1, 2019 (13 rec., 0 TD)

### 100 Yards Receiving

By Cardinals: 131, DeAndre Hopkins at NY Jets, Oct. 11, 2020 (6 rec., 1 TD)  
By Opponent: 116, Jamison Crowder at NY Jets, Oct. 11, 2020 (8 rec., 1 TD)

### Two 100-Yard Receivers

By Cardinals: 114, Christian Kirk (6 rec., 0 TD), 104, Larry Fitzgerald (5 rec., 0 TD) at Baltimore, Sep. 15, 2019  
By Opponent: 172, Robert Woods (13 rec., 0 TD), 107, Tyler Higbee (7 rec., 1 TD) vs. LA Rams, Dec. 1, 2019

### Four Receiving Touchdowns

By Cardinals: Roy Green vs. Seattle, Nov. 13, 1983 (15, 23, 7, 63 yards)  
By Opponent: Earnest Gray vs. NY Giants, Sep. 7, 1980 (10, 37, 42, 20 yards)

### Three Receiving Touchdowns

By Cardinals: Christian Kirk at Tampa Bay, Nov. 10, 2019 (33, 69, 15 yards)  
By Opponent: Greg Olsen at Chicago, Nov. 8, 2009 (33, 3, 20 yards)

### Two Receiving Touchdowns

By Cardinals: Christian Kirk at Dallas, Oct. 19, 2020 (6, 80 yards)  
By Opponent: Ricky Seals-Jones vs. Cleveland, Dec. 15, 2019 (2, 1 yards)

### 10 or More Receptions in a Game

By Cardinals: DeAndre Hopkins (10 for 137 yards) vs. Detroit, Sep. 27, 2020  
By Opponent: Robert Woods (13 for 172 yards) vs. LA Rams, Dec. 1, 2019

## COMBOS

### 100-Yard Rusher/100-Yard Receiver

By Cardinals: Adrian Peterson, 134 rushing yards/Larry Fitzgerald, 138 receiving yards vs. Tampa Bay, Oct. 15, 2017  
By Opponent: Latavius Murray, 102 rushing yards/Michael Thomas, 112 receiving yards at New Orleans, Oct. 27, 2019

### 100-Yard Rusher/Two 100-Yard Receivers

By Cardinals: Johnny Johnson, 103 rushing yards/Ernie Jones, 117 receiving yards/Roy Green, 120 receiving yards vs. Green Bay, Nov. 18, 1990  
By Opponent: Marshawn Lynch, 113 rushing yards/Luke Willson, 139 receiving yards/Doug Baldwin, 113 receiving yards vs. Seattle, Dec. 21, 2014

### 100-Yard Rusher/100-Yard Receiver/300-Yard Passer

By Cardinals: Chris Johnson, 109 rushing yards/Michael Floyd, 106 receiving yards/Carson Palmer 374 passing yards at Cleveland, Nov. 1, 2015  
By Opponent: Latavius Murray, 102 rushing yards/Michael Thomas, 112 receiving yards/Drew Brees, 373 passing yards at New Orleans, Oct. 27, 2019

### Two 100-Yard Receivers/300-Yard Passer

By Cardinals: Christian Kirk, 114; Larry Fitzgerald, 104; Kyler Murray, 349, at Baltimore, Sep. 15, 2019  
By Opponent: Robert Woods, 172; Tyler Higbee, 107; Jared Goff, 424 vs. LA Rams, Dec. 1, 2019

## SCORING

### Four Total Touchdowns

By Cardinals: Kenyan Drake vs. Cleveland, Dec. 15, 2019 (4 rush)  
By Opponent: Brian Westbrook at Philadelphia, Nov. 27, 2008 (2 rush, 2 rec.)

### Three Total Touchdowns

By Cardinals: Kenyan Drake (4) vs. Cleveland, Dec. 15, 2019 (4 rush)  
By Opponent: Todd Gurley at LA Rams, Sep. 16, 2018 (3 rush)

### Two-Point Conversion

By Cardinals: Kenyan Drake reception vs. San Francisco, Oct. 31, 2019  
By Opponent: Malcolm Brown reception at LA Rams, Sep. 16, 2018

### Safety

By Cardinals: Calais Campbell sacked Blaine Gabbert in end zone at San Francisco, Oct. 6, 2016  
By Opponent: Intentional grounding by Josh Rosen in end zone vs. San Francisco, Oct. 28, 2018

## KICKING

### Six Field Goals

By Cardinals: Neil Rackers vs. San Francisco, Oct. 2, 2005 (40, 45, 48, 23, 43, 24 yards)  
By Opponent: Never happened

### Five Field Goals

By Cardinals: Phil Dawson at Washington, Dec. 17, 2017 (40, 35, 19, 34, 32 yards)  
By Opponent: Robbie Gould vs. San Francisco, Oct. 1, 2017 (49, 39, 47, 48, 23 yards)

### Four Field Goals

By Cardinals: Zane Gonzalez at Cincinnati, Oct. 6, 2019 (23, 20, 22, 31 yards)  
By Opponent: Matt Prater vs. Detroit, Sep. 27, 2020 (37, 24, 35, 39 yards)

### Three Field Goals

By Cardinals: Zane Gonzalez vs. Washington, Sep. 20, 2020 (49, 33, 28 yards)  
By Opponent: Matt Prater (4) vs. Detroit, Sep. 27, 2020 (37, 24, 35, 39 yards)

### Missed Point-After-Touchdown

By Cardinals: Zane Gonzalez vs. Detroit, Sep. 27, 2020 (wide right)  
By Opponent: Matt Bryant vs. Atlanta, Oct. 13, 2019 (wide left)



## Blocked Punt

By Cardinals: Ezekiel Turner at San Francisco, Sep. 13, 2020 (Mitch Wishnowsky punt)

By Opponent: Michael Thomas at NY Giants, Oct. 20, 2019 (Andy Lee punt)

## Blocked Punt Return For Touchdown

By Cardinals: Dennis Gardeck (Cameron Malveaux block) at Seattle, Dec. 30, 2018, 0 yards (Michael Dickson punt)

By Opponent: Elijah Penny (Michael Thomas block) at NY Giants, Oct. 20, 2019, 0 yards (Andy Lee punt)

## Blocked Field Goal Attempt

By Cardinals: Rodney Gunter at Seattle, Dec. 24, 2016 (Steven Hauschka 45-yard attempt)

By Opponent: Rasheem Green at Seattle, Dec. 22, 2019 (Zane Gonzalez 45-yard attempt)

## Blocked Field Goal Attempt For Touchdown

By Cardinals: Justin Bethel (Adrian Wilson block) vs. Chicago, Dec. 23, 2012, 82 yards (Olindo Mare kick)

By Opponent: Mike Bass (Verlon Biggs block) at Washington, Sep. 24, 1972, 32 yards (Jim Bakken kick)

## RETURNS

### Punt Return For Touchdown

By Cardinals: Ted Ginn, Jr. at NY Giants, Sep. 14, 2014, 71 yards (Steve Weatherford punt)

By Opponent: Diontae Johnson vs. Pittsburgh, Dec. 8, 2019, 85 yards (Andy Lee punt)

### Kickoff Return For Touchdown

By Cardinals: David Johnson at Chicago, Sep. 20, 2015, 108 yards (Robbie Gould kickoff)

By Opponent: Tyler Lockett at Seattle, Dec. 31, 2017, 99 yards (Phil Dawson kickoff)

### Interception Return For Touchdown

By Cardinals: Justin Bethel at Detroit, Sep. 10, 2017 (82 yards, Matthew Stafford pass)

By Opponent: Taylor Rapp vs. LA Rams, Dec. 1, 2019 (31 yards, Kyler Murray pass)

### Fumble Return For Touchdown

By Cardinals: Budda Baker at Minnesota, Oct. 14, 2018, 36 yards (Kirk Cousins fumble)

By Opponent: D.J. Reed Jr. at San Francisco, Nov. 17, 2019, 4 yards (Larry Fitzgerald fumble)

## DEFENSE

### Four Interceptions

By Cardinals: Kwamie Lassiter vs. San Diego, Dec. 27, 1998

By Opponent: Never happened

### Three Interceptions

By Cardinals: Antrel Rolle at Cincinnati, Nov. 18, 2007

By Opponent: Marcus Trufant at Seattle, Dec. 9, 2007

### Two Interceptions

By Cardinals: Antoine Bethea vs. NY Giants, Dec. 24, 2017

By Opponent: Joe Haden vs. Pittsburgh, Dec. 8, 2019

### Two Interceptions By Teammates

By Cardinals: At Washington, Oct. 16, 1994 (Aeneas Williams and James Williams)

By Opponent: At Seattle, Dec. 9, 2012 (Richard Sherman and Bobby Wagner)

### Four Quarterback Sacks

By Cardinals: Chandler Jones at Seattle, Dec. 22, 2019

By Opponent: Cameron Wake (4.5) vs. Miami, Sep. 30, 2012

### Three Quarterback Sacks

By Cardinals: Chandler Jones (4.0) at Seattle, Dec. 22, 2019

By Opponent: Mario Addison vs. Carolina, Sep. 22, 2019

### Two Quarterback Sacks By Teammates

By Cardinals: at San Francisco, Oct. 6, 2016 (Markus Golden 2.0, Calais Campbell 2.0)

By Opponent: vs. Carolina, Sep. 22, 2019 (Mario Addison 3.0, Christian Miller 2.0)

### Two Opponent Fumble Recoveries

By Cardinals: Jerraud Powers vs. Green Bay, Dec. 27, 2015

By Opponent: J.J. Watt vs. Houston, Nov. 10, 2013

## TEAM SCORING

### 50 Points Scored By Team

By Cardinals: St. Louis 56 at Minnesota 14, Oct. 6, 1963

By Opponent: Arizona 0 at Seattle 58, Dec. 9, 2012

### 40 Points Scored By Team

By Cardinals: Arizona 44, at LA Rams 6, Jan. 1, 2017

By Opponent: Arizona 14, at Atlanta 40, Dec. 16, 2018

### 20 First-Quarter Points

By Cardinals: 21 vs. San Francisco, Sep. 10, 2006

By Opponent: 21 vs. Denver, Oct. 18, 2018

### 20 Second-Quarter Points

By Cardinals: 21 at Dallas, Oct. 19, 2020

By Opponent: 28 at LA Chargers, Nov. 25, 2018

### 20 Third-Quarter Points

By Cardinals: 21 vs. Green Bay, Dec. 27, 2015

By Opponent: 21 at San Francisco, Jan. 2, 2017

### 20 Fourth-Quarter Points

By Cardinals: 20 at Seattle, Dec. 24, 2016

By Opponent: 27 vs. Tampa Bay, Oct. 15, 2017

### 30 One-Half Points

By Cardinals: 31 in first half vs. San Francisco, Sep. 27, 2015

By Opponent: 35 in first half vs. Denver, Oct. 18, 2018

### Score Touchdown In Each Quarter

By Cardinals: at NY Jets, Oct 11, 2020 (7, 10, 7, 6 points)

By Opponent: at Atlanta, Dec. 16, 2018 (10, 16, 7, 7 points)

## OFFENSE

### 500 Yards Total Offense

By Cardinals: 514 at Cincinnati, Oct. 6, 2019

By Opponent: 549 vs. LA Rams, Dec. 1, 2019

### No Sacks/No Interceptions Allowed

By Cardinals: vs. Atlanta, Oct. 13, 2019

By Opponent: at Kansas City, Nov. 21, 2010

## DEFENSE

### Shutout

By Cardinals: Arizona 23, vs. NY Giants 0, Dec. 24, 2017 (State Farm Stadium)

By Opponent: Arizona 0, at LA Rams 34, Sep. 16, 2018 (Los Angeles Memorial Coliseum)

### Shutout At Home

By Cardinals: Arizona 23, vs. NY Giants 0, Dec. 24, 2017 (State Farm Stadium)

By Opponent: Arizona 0, vs. Seattle 38, Sep. 14, 2003 (Sun Devil Stadium)

### Shutout On The Road

By Cardinals: Arizona 38, at Dallas 0, Nov. 16, 1970 (Cotton Bowl)

By Opponent: Arizona 0, at LA Rams 34, Sep. 16, 2018 (Los Angeles Memorial Coliseum)

## MISCELLANEOUS

### Overtime Win At Home

By Cardinals: Oct. 1, 2017 vs. San Francisco, 18-15 (State Farm Stadium)

By Opponent: Oct. 14, 2012 vs. Buffalo, 19-16 (State Farm Stadium)

### Overtime Win On The Road

By Cardinals: Sep. 17, 2017 at Indianapolis, 16-13 (Lucas Oil Stadium)

By Opponent: Nov. 7, 2010 at Minnesota, 27-24 (Metrodome)

### 10 Or More Penalties

By Cardinals: 10, at NY Jets, Oct. 11, 2020 (59 yards)

By Opponent: 10, at Carolina, Oct. 4, 2020 (72 yards)

### Tie Game

By Cardinals: Sep. 8, 2019 vs. Detroit, 27-27

### Over 40:00 Time of Possession (Non-OT)

By Cardinals: 42:50 at Seattle, Oct. 18, 2009

By Opponent: 40:12 at San Francisco, Oct. 7, 2018



# CARDINALS MISCELLANEOUS STATS

Season Record.....	4-2	At Home.....	1-1	When won coin toss.....	3-1
In NFC West Games.....	1-0	On the Road.....	3-1	When lost coin toss.....	1-1
In NFC East Games.....	2-0	Outdoors.....	3-1	When scored first.....	3-0
In NFC North Games.....	0-1	Indoors.....	1-1	When opp. scores first.....	1-2
In NFC South Games.....	0-1	On Natural Grass.....	2-2	In overtime games.....	0-0
In September.....	2-1	When Cards out-rushed opponent.....	4-1		
In October.....	2-1	When Cards out-passed opponent.....	2-1		
In November.....	0-0				
In December.....	0-0	While wearing white jersey/white pants.....	1-0		
In January.....	0-0	While wearing white jersey/red pants.....	1-0		
With roof open at State Farm Stadium.....	0-0	While wearing red jersey/white pants.....	1-1		
With roof closed at State Farm Stadium.....	1-1	While wearing red jersey/red pants.....	1-1		
While wearing black jersey/white-black pants.....	0-0				
When Yielding 20 Points or Less.....	4-0	When Tied at Halftime.....	0-0		
When Scoring 20 Points or More.....	4-2	When Led at the End of 3 <sup>rd</sup> Quarter.....	3-1		
When Led at Halftime.....	3-0	When Trailed at the End of 3 <sup>rd</sup> Quarter.....	1-1		
When Trailed at Halftime.....	1-2	When Tied at the End of 3 <sup>rd</sup> Quarter.....	0-0		
When Arizona had a 100-yd rusher.....	1-0	When Arizona had a 300-yard passer.....	1-0		
When opp. had a 100-yd rusher.....	0-0	When opponent had a 300-yard passer.....	0-0		
When Arizona had a 100-yd receiver.....	2-1	When Arizona won turnover margin.....	2-0		
When opp. had a 100-yd receiver.....	2-0	When opponent won turnover margin.....	2-1		

## 2020 Booth Initiated Reviews

<u>Date</u>	<u>Opp</u>	<u>Explanation</u>	<u>Result</u>
9-13	@ SF	Reviewed the runner broke the plane ruling for ARZ WR DeAndre Hopkins	Reversed
9-20	vs. WAS	Reviewed the touchback ruling for WAS	Upheld
9-27	vs. DET	Reviewed the runner broke the plane ruling for DET WR Kenny Golladay	Upheld
10-11	@ NYJ	Reviewed the runner was down by contact ruling for NYJ TE Chris Herndon	Upheld
		Reviewed the runner was not down by contact ruling for NYJ QB Joe Flacco	Reversed
10-19	@ DAL	Reviewed the runner was not down by contact ruling for AZ S Budda Baker	Reversed

## 2020 Arizona Instant Replay Challenges (0-0)

<u>Date</u>	<u>Opp</u>	<u>Explanation</u>	<u>Result</u>
-------------	------------	--------------------	---------------

## 2020 Opponent Instant Replay Challenges (2-2)

<u>Date</u>	<u>Opp</u>	<u>Explanation</u>	<u>Result</u>
9-13	@ SF	Challenged the runner was down by contact ruling for SF RB Raheem Mostert	Upheld
9-20	vs. WAS	Challenged the too many players on the field ruling for AZ	Reversed
10-4	@ CAR	Challenged the incomplete pass ruling for AZ QB Kyler Murray	Reversed
10-11	@ NYJ	Challenged the short of the line to gain ruling for NYJ WR Jamison Crowder	Upheld

## 2020 Overtime Scoring Plays (0-0)

<u>Date</u>	<u>Opp</u>	<u>Play</u>
-------------	------------	-------------

## 2020 Arizona Defensive Touchdowns

<u>Date</u>	<u>Opp</u>	<u>Play</u>
-------------	------------	-------------

## 2020 Arizona Return Touchdowns

<u>Date</u>	<u>Opp</u>	<u>Play</u>
-------------	------------	-------------

## Arizona Two-Point Conversion Attempts (0-1)

<u>Date</u>	<u>Opp</u>	<u>Play</u>
10-11	@ NYJ	Pass attempt from QB Kyler Murray to TE Darrell Daniels is incomplete

## Arizona Onside Kick Attempts/Recoveries (0-1)

<u>Date</u>	<u>Opp</u>	<u>Play</u>
10-4	@ CAR	K Zane Gonzalez onside kick goes out of bounds

# CARDINALS SCORING DRIVES



## CARDINALS 2020 REGULAR SEASON SCORING DRIVES

DATE	OPPONENT	ACQUIRED	DRIVE START	PLAYS	YARDS	Q	TIME	FIRST DOWNS	SCORING PLAY	ARI	OPP
09/13	at San Francisco	Blocked Punt	SF 10	1	10	Q1	0:10	1	C. Edmonds: 10-yard pass from K. Murray	7	10
		Kickoff	ARI 25	6	37	Q2	0:30	2	Z. Gonzalez: 56-yard FG	10	13
		Punt	ARI 6	14	94	Q3	6:48	7	Q4: K. Murray: 22-yard run	17	13
		Kickoff	ARI 25	9	75	Q4	3:35	5	K. Drake: 1-yard run	24	20
09/20	Washington	Punt	WAS 48	10	48	Q1	4:22	4	D. Hopkins: 4-yard pass from K. Murray	7	0
		Fumble	WAS 40	6	40	Q1	2:44	3	K. Murray: 14-yard run	14	0
		Punt	ARI 23	5	46	Q2	1:57	1	Z. Gonzalez: 49-yard FG	17	0
		Punt	ARI 10	10	75	Q2	4:03	3	Z. Gonzalez: 33-yard FG	20	0
		Kickoff	ARI 25	12	75	Q3	3:57	4	Q4: K. Murray: 21-yard run	27	3
		Kickoff	ARI 16	11	74	Q4	6:12	5	Z. Gonzalez: 28-yard FG	30	15
09/27	Detroit	Punt	ARI 20	9	80	Q1	4:08	6	A. Isabella: 13-yard pass from K. Murray	7	3
		Kickoff	ARI 26	9	74	Q2	4:22	6	K. Murray: 1-yard run	13	10
		Kickoff	ARI 25	7	39	Q3	3:41	2	Z. Gonzalez: 54-yard FG	16	17
		Kickoff	ARI 25	11	75	Q3	4:52	6	A. Isabella: 4-yard pass from K. Murray	23	20
10/04	at Carolina	Interception	CAR 38	10	38	Q2	5:32	5	J. Thomas: 3-yard pass from K. Murray	7	14
		Kickoff	ARI 25	7	75	Q3	4:11	4	C. Kirk: 3-yard pass from K. Murray	14	28
		Missed FG	ARI 32	7	68	Q4	1:52	6	C. Edmonds: 2-yard pass from K. Murray	21	31
10/11	at N.Y. Jets	Punt	ARI 11	8	89	Q1	3:13	4	C. Edmonds: 29-yard run	7	0
		Kickoff	ARI 25	10	75	Q2	4:20	6	K. Murray: 2-yard run	14	3
		Punt	ARI 19	6	52	Q2	0:50	3	Z. Gonzalez: 47-yard FG	17	3
		Kickoff	ARI 30	10	70	Q3	5:36	4	K. Drake: 1-yard run	24	10
		Punt	ARI 4	6	96	Q4	2:42	4	D. Hopkins: 37-yard pass from K. Murray	30	10
10/19	at Dallas	Fumble	ARI 46	11	54	Q1	4:38	4	Q2: C. Kirk: 6-yard pass from K. Murray	7	0
		Fumble	DAL 27	5	27	Q2	1:39	4	K. Drake: 1-yard run	14	0
		Punt	ARI 20	1	80	Q2	0:10	1	C. Kirk: 80-yard pass from K. Murray	21	0
		Interception	ARI 21	9	79	Q3	4:32	6	K. Murray: 1-yard run	28	3
		Interception	ARI 10	9	82	Q4	4:24	2	Z. Gonzalez: 26-yard FG	31	3
		Kickoff	ARI 25	3	75	Q4	0:59	1	K. Drake: 69-yard run	38	10
10/25	Seattle	--	--	--	--	--	--	--	--	--	
11/08	Miami	--	--	--	--	--	--	--	--	--	
11/15	Buffalo	--	--	--	--	--	--	--	--	--	
11/19	at Seattle	--	--	--	--	--	--	--	--	--	
11/29	at New England	--	--	--	--	--	--	--	--	--	
12/06	L.A. Rams	--	--	--	--	--	--	--	--	--	
12/13	at N.Y. Giants	--	--	--	--	--	--	--	--	--	
12/20	Philadelphia	--	--	--	--	--	--	--	--	--	
12/27	San Francisco	--	--	--	--	--	--	--	--	--	
01/03	at L.A. Rams	--	--	--	--	--	--	--	--	--	
<b>AVG</b>				<b>7.9</b>	<b>64.4</b>		<b>3:25.68</b>	<b>3.9</b>			



# CARDINALS DEFENSIVE SUMMARIES

SEPTEMBER 13, 2020  
CARDINALS @ SAN FRANCISCO 49ERS  
W 24-20

TOP TACKLERS		SACKS		INTS		FORCED FUMBLES		RECOVERED FUMBLES	
PLAYER	NO.	PLAYER	NO.	PLAYER	NO.	PLAYER	NO.	PLAYER	NO.
B. Baker	15	Z. Allen	1.0						
D. Campbell	7	A. Blackson	1.0						
C. Banjo	6	C. Jones	1.0						
J. Hicks	6								
D. Kirkpatrick	3								

SEPTEMBER 20, 2020  
CARDINALS VS. WASHINGTON  
W 30-15

TOP TACKLERS		SACKS		INTS		FORCED FUMBLES		RECOVERED FUMBLES	
PLAYER	NO.	PLAYER	NO.	PLAYER	NO.	PLAYER	NO.	PLAYER	NO.
D. Campbell	10	D. Kennard	1.0			J. Phillips	1	C. Jones	1
J. Hicks	10	C. Peters	1.0						
C. Banjo	9	J. Phillips	1.0						
B. Baker	5	H. Reddick	1.0						
D. Kennard	3								

SEPTEMBER 27, 2020  
CARDINALS VS. DETROIT LIONS  
L 26-23

TOP TACKLERS		SACKS		INTS		FORCED FUMBLES		RECOVERED FUMBLES	
PLAYER	NO.	PLAYER	NO.	PLAYER	NO.	PLAYER	NO.	PLAYER	NO.
B. Baker	8	D. Kennard	1.0						
D. Campbell	6	C. Peters	1.0						
D. Kirkpatrick	6	J. Phillips	1.0						
J. Hicks	5	H. Reddick	1.0						
C. Banjo	4								

OCTOBER 4, 2020  
CARDINALS @ CAROLINA PANTHERS  
L 31-21

TOP TACKLERS		SACKS		INTS		FORCED FUMBLES		RECOVERED FUMBLES	
PLAYER	NO.	PLAYER	NO.	PLAYER	NO.	PLAYER	NO.	PLAYER	NO.
J. Hicks	12			P. Peterson	1				
D. Campbell	9								
D. Thompson	9								
C. Riley	6								
P. Peterson	5								

OCTOBER 11, 2020  
CARDINALS @ NEW YORK JETS  
W 30-10

TOP TACKLERS		SACKS		INTS		FORCED FUMBLES		RECOVERED FUMBLES	
PLAYER	NO.	PLAYER	NO.	PLAYER	NO.	PLAYER	NO.	PLAYER	NO.
B. Baker	10	D. Gardeck	2.0						
D. Campbell	9	B. Baker	1.0						
J. Hicks	9								
B. Murphy Jr.	4								
D. Thompson	4								

OCTOBER 19, 2020  
CARDINALS @ DALLAS COWBOYS  
W 38-10

TOP TACKLERS		SACKS		INTS		FORCED FUMBLES		RECOVERED FUMBLES	
PLAYER	NO.	PLAYER	NO.	PLAYER	NO.	PLAYER	NO.	PLAYER	NO.
J. Hicks	10	H. Reddick	2.0	B. Baker	1	B. Baker	1	B. Murphy Jr.	1
B. Murphy Jr.	8	B. Baker	1.0	D. Kirkpatrick	1	J. Phillips	1	J. Phillips	1
P. Peterson	8								
B. Baker	7								
D. Campbell	7								



# CARDINALS TURNOVER ANALYSIS



## 2020 REGULAR SEASON - DEFENSIVE TAKEAWAYS

DATE	OPPONENT	TAKEAWAY	QTR.	SCORE	YD-LINE	RESULT
09/13	at San Francisco	None				
09/20	Washington	C. Jones FR (J. Phillips FF)	1	7-0	ARZ-12	Punt
09/27	Detroit	None				
10/04	at Carolina	P. Peterson INT (T. Bridgewater)	2	0-14	CAR-38	TD
10/11	at N.Y. Jets	None				
10/19	at Dallas	J. Phillips FR (B. Baker FF)	1	0-0	ARZ-46	TD
		B. Murphy Jr. FR (J. Phillips FF)	2	7-0	DAL-30	TD
		D. Kirkpatrick INT (A. Dalton)	3	21-3	ARZ-21	TD
		B. Baker INT (A. Dalton)	4	28-3	ARZ-10	FG
10/25	Seattle	--	--	--	--	--
11/08	Miami	--	--	--	--	--
11/15	Buffalo	--	--	--	--	--
11/19	at Seattle	--	--	--	--	--
11/29	at New England	--	--	--	--	--
12/06	L.A. Rams	--	--	--	--	--
12/13	at N.Y. Giants	--	--	--	--	--
12/20	Philadelphia	--	--	--	--	--
12/27	San Francisco	--	--	--	--	--
01/03	at L.A. Rams	--	--	--	--	--

## 2020 REGULAR SEASON - OFFENSIVE GIVEAWAYS

DATE	OPPONENT	GIVEAWAY	QTR.	SCORE	YD-LINE	RESULT
9/13	at San Francisco	K. Murray INT (J. Tartt)	2	7-10	ARZ-42	FG
9/20	Washington	K. Murray INT (L. Collins)	1	7-0	ARZ-20	Fumble
9/27	Detroit	K. Murray INT (D. Harmon)	1	0-3	DET-11	Punt
		K. Murray INT (J. Collins Sr.)	2	7-3	ARZ-28	TD
		K. Murray INT (J. Okudah)	3	16-17	DET-42	FG
10/4	at Carolina	K. Murray fumble (Y. Gross-Matos FF; T. Boston FR)	3	7-21	CAR-26	TD
10/11	at N.Y. Jets	K. Murray INT (A. Williamson)	2	7-0	ARZ-31	FG
10/19	at Dallas	None				
10/25	Seattle	--	--	--	--	--
11/08	Miami	--	--	--	--	--
11/15	Buffalo	--	--	--	--	--
11/19	at Seattle	--	--	--	--	--
11/29	at New England	--	--	--	--	--
12/06	L.A. Rams	--	--	--	--	--
12/13	at N.Y. Giants	--	--	--	--	--
12/20	Philadelphia	--	--	--	--	--
12/27	San Francisco	--	--	--	--	--
01/03	at L.A. Rams	--	--	--	--	--

## 2020 REGULAR SEASON - SPECIAL TEAMS/MISC TAKEAWAYS

DATE	OPPONENT	TAKEAWAY	QTR.	SCORE	YD-LINE	RESULT
09/20	Washington	A. Brewer FR (D. Daniels FF)	1	7-0	WAS-40	TD

## 2020 REGULAR SEASON - TURNOVERS

<b>Offense:</b>	7 Giveaways 23 Points (2 TD, 3 FG)	<b>Ratio</b> 0 (7 takeaways, 7 giveaways)
<b>Defense:</b>	6 Takeaways 31 Points (4 TD, 1 FG)	
<b>Special Teams:</b>	0 Giveaways 0 Points (0 TD, 0 FG)	<b>Points Off Turnovers Ratio</b> +15 (38 scored, 23 allowed)
	1 Takeaway 7 Points (1 TD, 0 FG)	



# CARDINALS BIG PLAYS

DATE	OPPONENT	RUSHES				RECEPTIONS				RETURNS			
		GAIN	PLAYER	QTR	RESULT	GAIN	PLAYER	QTR	RESULT	GAIN	PLAYER	QTR	RESULT
09/13	at San Francisco	11	Kenyan Drake	2	Miss FG	33	DeAndre Hopkins	4	TD	42	Chase Edmonds (KR)	3	Miss FG
		20	Chase Edmonds	2	FG								
		25	Kyler Murray	3	Miss FG								
		11	Kyler Murray	3	Punt								
		22t	Kyler Murray	4	TD								
		10	Kenyan Drake	4'	TD								
15	Kyler Murray	4	TD										
09/20	Washington	13	Kyler Murray	1	TD	54	Andy Isabella	2	FG				
		14t	Kyler Murray	1	TD	49	Christian Kirk	2	FG				
		21t	Kyler Murray	4	TD	25	DeAndre Hopkins	3	TD				
		16	Kenyan Drake	4'	FG	20	Dan Arnold	4	FG				
		10	Kenyan Drake	4	FG								
09/27	Detroit	11	Kenyan Drake	2	TD	30	DeAndre Hopkins	1	INT	32	Chase Edmonds (KR)	1	INT
		15	Kenyan Drake	3	INT	26	Andy Isabella	1	TD				
		13	Kyler Murray	3	TD	21	DeAndre Hopkins	3	FG				
		14	Kenyan Drake	4	Punt								
10/04	at Carolina	48	Kyler Murray	3	TD	25	Dan Arnold	3	Fumble				
10/11	at N.Y. Jets	16	Kyler Murray	1'	TD	21	Christian Kirk	1	TD	31	Chase Edmonds (KR)	3	TD
		29t	Chase Edmonds	1'	TD	24	Andy Isabella	2'	TD				
		10	Kyler Murray	2	TD	24	Christian Kirk	2'	TD				
		10	Kenyan Drake	4	Game	30	Chase Edmonds	2	FG				
						31	Darrell Daniels	3	TD				
						45	DeAndre Hopkins	4'	TD				
				37t	DeAndre Hopkins	4	TD						
10/19	at Dallas	15	Kyler Murray	1	Punt	80t	Christian Kirk	2	TD				
		10	Kyler Murray	1'	TD	60	DeAndre Hopkins	4	FG				
		11	Kyler Murray	2'	TD								
		16	Kyler Murray	2	TD								
		20	Kenyan Drake	3'	TD								
		22	Kenyan Drake	3'	TD								
		10	Kyler Murray	3'	TD								
69t	Kenyan Drake	4	TD										
10/25	Seattle	--	--	--	--	--	--	--	--	--	--	--	
11/08	Miami	--	--	--	--	--	--	--	--	--	--	--	
11/15	Buffalo	--	--	--	--	--	--	--	--	--	--	--	
11/19	at Seattle	--	--	--	--	--	--	--	--	--	--	--	
11/29	at New England	--	--	--	--	--	--	--	--	--	--	--	
12/06	L.A. Rams	--	--	--	--	--	--	--	--	--	--	--	
12/13	at N.Y. Giants	--	--	--	--	--	--	--	--	--	--	--	
12/20	Philadelphia	--	--	--	--	--	--	--	--	--	--	--	
12/27	San Francisco	--	--	--	--	--	--	--	--	--	--	--	
01/03	at L.A. Rams	--	--	--	--	--	--	--	--	--	--	--	

' - result within the same drive

# OPPONENT BIG PLAYS



DATE	OPPONENT	RUSHES				RECEPTIONS				RETURNS			
		GAIN	PLAYER	QTR	RESULT	GAIN	PLAYER	QTR	RESULT	GAIN	PLAYER	QTR	RESULT
09/13	at San Francisco	14	Raheem Mostert	1	FG	76t	Raheem Mostert	1	TD				
		16	Jerick McKinnon	2	Downs	41	Kyle Juszczyk	4	TD				
		10	Tevin Coleman	4	Downs								
09/20	Washington	13	J.D. McKissic	3'	FG	25	Terry McLaurin	2	Punt				
		11	J.D. McKissic	3'	FG	26	Terry McLaurin	4'	TD				
		11t	Antonio Gibson	4	TD	24t	Terry McLaurin	4'	TD				
						30	Steven Sims Sr.	4	TD				
09/27	Detroit	27	Adrian Peterson	1	FG	20	Jamal Agnew	2	TD	36	Jeff Okudah (INT)	3	INT
						27	T.J. Hockenson	4	Punt				
						20	Marvin Jones Jr.	4'	FG				
						20	Marvin Jones Jr.	4	FG				
10/04	at Carolina	21	Mike Davis	1	TD	23	DJ Moore	1'	TD				
		18t	Teddy Bridgewater	1	TD	24	Robby Anderson	1'	TD				
		14	Reggie Bonnafon	3	TD	20	Mike Davis	3	Punt				
		18	Mike Davis	4'	FG	24	Curtis Samuel	3'	TD				
		11	Teddy Bridgewater	4'	FG	20	Robby Anderson	3	TD				
22	Reggie Bonnafon	4	Miss FG										
10/11	at N.Y. Jets	11	Frank Gore	1	Downs	52	Jamison Crowder	3	TD				
		13	Le'Veon Bell	2	Punt								
		13	Braxton Berrios	4	Punt								
10/19	at Dallas	11	Ezekiel Elliott	1	Fumble	26	Amari Cooper	3	INT				
		12	Tony Pollard	2	Punt	27	CeeDee Lamb	3	INT				
		10	Ezekiel Elliott	2	FG								
10/25	Seattle	--	--	--	--	--	--	--	--	--	--	--	
11/08	Miami	--	--	--	--	--	--	--	--	--	--	--	
11/15	Buffalo	--	--	--	--	--	--	--	--	--	--	--	
11/19	at Seattle	--	--	--	--	--	--	--	--	--	--	--	
11/29	at New England	--	--	--	--	--	--	--	--	--	--	--	
12/06	L.A. Rams	--	--	--	--	--	--	--	--	--	--	--	
12/13	at N.Y. Giants	--	--	--	--	--	--	--	--	--	--	--	
12/20	Philadelphia	--	--	--	--	--	--	--	--	--	--	--	
12/27	San Francisco	--	--	--	--	--	--	--	--	--	--	--	
01/03	at L.A. Rams	--	--	--	--	--	--	--	--	--	--	--	

' - result within the same drive



# CARDINALS SCORING AND TAKEAWAY-GIVEAWAY

DATE	OPPONENT	W/L/T	CARDINALS						OPPONENTS						POINT DIFF	OVERALL RECORD
			1ST	2ND	3RD	4TH	OT	TOTAL	1ST	2ND	3RD	4TH	OT	TOTAL		
9/13	at San Francisco	W	7	3	0	14	--	24	10	3	0	7	--	20	4	1-0
9/20	Washington	W	14	6	0	10	--	30	0	0	3	12	--	15	15	2-0
9/27	Detroit	L	7	6	10	0	--	23	3	14	3	6	--	26	-3	2-1
10/4	at Carolina	L	0	7	7	7	--	21	14	7	7	3	--	31	-10	2-2
10/11	at N.Y. Jets	W	7	10	7	6	--	30	0	3	7	0	--	10	20	3-2
10/19	at Dallas	W	0	21	7	10	--	38	0	3	0	7	--	10	28	4-2
10/25	Seattle	--	--	--	--	--	--	--	--	--	--	--	--	--	--	--
11/8	Miami	--	--	--	--	--	--	--	--	--	--	--	--	--	--	--
11/15	Buffalo	--	--	--	--	--	--	--	--	--	--	--	--	--	--	--
11/19	at Seattle	--	--	--	--	--	--	--	--	--	--	--	--	--	--	--
11/29	at New England	--	--	--	--	--	--	--	--	--	--	--	--	--	--	--
12/6	L.A. Rams	--	--	--	--	--	--	--	--	--	--	--	--	--	--	--
12/13	at N.Y. Giants	--	--	--	--	--	--	--	--	--	--	--	--	--	--	--
12/20	Philadelphia	--	--	--	--	--	--	--	--	--	--	--	--	--	--	--
12/27	San Francisco	--	--	--	--	--	--	--	--	--	--	--	--	--	--	--
1/3	at L.A. Rams	--	--	--	--	--	--	--	--	--	--	--	--	--	--	--
<b>2020 TOTALS</b>		<b>4-2</b>	<b>35</b>	<b>53</b>	<b>31</b>	<b>47</b>	<b>--</b>	<b>166</b>	<b>27</b>	<b>30</b>	<b>20</b>	<b>35</b>	<b>--</b>	<b>112</b>	<b>54</b>	<b>4-2</b>
<b>AVG/GAME</b>			<b>5.8</b>	<b>8.8</b>	<b>5.2</b>	<b>7.8</b>	<b>--</b>	<b>27.7</b>	<b>4.5</b>	<b>5.0</b>	<b>3.3</b>	<b>5.8</b>	<b>--</b>	<b>18.7</b>	<b>9.0</b>	

## 2020 REGULAR SEASON TAKEAWAY/GIVEAWAY CHART

DATE	OPPONENT	ARI +/- RATIO	ARI TAKEAWAYS	POINTS OFF TAKEAWAYS	ARI GIVEAWAYS	POINTS OFF GIVEAWAYS	POINTS OFF TO RATIO
09/13	at San Francisco	-1	0 (0 FUM, 0 INT)	0	1 (0 FUM, 1 INT)	3	-3
09/20	Washington	+1	2 (2 FUM, 0 INT)	14	1 (0 FUM, 1 INT)	0	+14
09/27	Detroit	-3	0 (0 FUM, 0 INT)	0	3 (0 FUM, 3 INT)	10	-10
10/04	at Carolina	0	1 (0 FUM, 1 INT)	7	1 (1 FUM, 0 INT)	7	0
10/11	at N.Y. Jets	-1	0 (0 FUM, 0 INT)	0	1 (0 FUM, 1 INT)	3	-3
10/19	at Dallas	+4	4 (2 FUM, 2 INT)	24	0 (0 FUM, 0 INT)	0	+24
10/25	Seattle	--	--	--	--	--	--
11/08	Miami	--	--	--	--	--	--
11/15	Buffalo	--	--	--	--	--	--
11/19	at Seattle	--	--	--	--	--	--
11/29	at New England	--	--	--	--	--	--
12/06	L.A. Rams	--	--	--	--	--	--
12/13	at N.Y. Giants	--	--	--	--	--	--
12/20	Philadelphia	--	--	--	--	--	--
12/27	San Francisco	--	--	--	--	--	--
01/03	at L.A. Rams	--	--	--	--	--	--
<b>TOTALS</b>		<b>0</b>	<b>7 (4 FUM, 3 INT)</b>	<b>45</b>	<b>7 (1 FUM, 6 INT)</b>	<b>23</b>	<b>+22</b>

# POSSESSION BREAKDOWN



DATE	OPPONENT	STARTING QB	POSS	TD	PAT	2-PT	M-2PT	FG	FGA	FGM	BK-FG	PUNT	INT	FUM	SAF	DWNS	HF	GM	PTS	TD%	SCORE%	PTS/POSS
9/13	at San Francisco	K. Murray	12	3	3	0	0	1	3	2	0	4	1	0	0	0	0	1	24	25.0	33.3	2.00
9/20	Washington	K. Murray	12	3	3	0	0	3	3	0	0	4	1	0	0	0	1	0	30	25.0	50.0	2.50
9/27	Detroit	K. Murray	10	3	3	0	0	1	1	0	0	2	3	0	0	0	1	0	23	30.0	40.0	2.30
10/4	at Carolina	K. Murray	9	3	3	0	0	0	0	0	0	5	0	1	0	0	0	0	21	33.3	33.3	2.33
10/11	at N.Y. Jets	K. Murray	11	4	3	1	0	1	1	0	0	4	1	0	0	0	0	1	30	36.4	45.5	2.73
10/19	at Dallas	K. Murray	11	5	5	0	0	1	1	0	0	4	0	0	0	0	1	0	38	45.5	54.5	3.45
10/25	Seattle	--	--	--	--	--	--	--	--	--	--	--	--	--	--	--	--	--	--	--	--	--
11/8	Miami	--	--	--	--	--	--	--	--	--	--	--	--	--	--	--	--	--	--	--	--	--
11/15	Buffalo	--	--	--	--	--	--	--	--	--	--	--	--	--	--	--	--	--	--	--	--	--
11/19	at Seattle	--	--	--	--	--	--	--	--	--	--	--	--	--	--	--	--	--	--	--	--	--
11/29	at New England	--	--	--	--	--	--	--	--	--	--	--	--	--	--	--	--	--	--	--	--	--
12/6	L.A. Rams	--	--	--	--	--	--	--	--	--	--	--	--	--	--	--	--	--	--	--	--	--
12/13	at N.Y. Giants	--	--	--	--	--	--	--	--	--	--	--	--	--	--	--	--	--	--	--	--	--
12/20	Philadelphia	--	--	--	--	--	--	--	--	--	--	--	--	--	--	--	--	--	--	--	--	--
12/27	San Francisco	--	--	--	--	--	--	--	--	--	--	--	--	--	--	--	--	--	--	--	--	--
1/3	at L.A. Rams	--	--	--	--	--	--	--	--	--	--	--	--	--	--	--	--	--	--	--	--	--
<b>2020 TOTALS</b>			<b>65</b>	<b>21</b>	<b>20</b>	<b>1</b>	<b>0</b>	<b>7</b>	<b>9</b>	<b>2</b>	<b>0</b>	<b>23</b>	<b>6</b>	<b>1</b>	<b>0</b>	<b>0</b>	<b>3</b>	<b>2</b>	<b>166</b>	<b>32.3</b>	<b>43.1</b>	<b>2.55</b>

DATE	OPPONENT	STARTING QB	POSS	TD	PAT	2-PT	M-2PT	FG	FGA	FGM	BK-FG	PUNT	INT	FUM	SAF	DWNS	HF	GM	PTS	TD%	SCORE%	PTS/POSS
9/13	at San Francisco	J. Garoppolo	11	2	2	0	0	2	2	0	0	5	0	0	0	2	0	0	20	18.2	36.4	1.82
9/20	Washington	D. Haskins Jr.	11	2	0	2	0	1	1	0	0	6	0	2	0	0	0	1	15	18.2	27.3	1.36
9/27	Detroit	M. Stafford	10	2	2	0	0	4	4	0	0	4	0	0	0	0	0	0	26	20.0	60.0	2.60
10/4	at Carolina	T. Bridgewater	10	4	4	0	0	1	2	1	0	1	1	0	0	0	1	1	31	40.0	50.0	3.10
10/11	at N.Y. Jets	J. Flacco	11	1	1	0	0	1	1	0	0	6	0	0	0	2	1	0	10	9.1	18.2	0.91
10/19	at Dallas	A. Dalton	11	1	1	0	0	1	2	1	0	3	2	2	0	0	0	1	10	9.1	18.2	0.91
10/25	Seattle	--	--	--	--	--	--	--	--	--	--	--	--	--	--	--	--	--	--	--	--	--
11/8	Miami	--	--	--	--	--	--	--	--	--	--	--	--	--	--	--	--	--	--	--	--	--
11/15	Buffalo	--	--	--	--	--	--	--	--	--	--	--	--	--	--	--	--	--	--	--	--	--
11/19	at Seattle	--	--	--	--	--	--	--	--	--	--	--	--	--	--	--	--	--	--	--	--	--
11/29	at New England	--	--	--	--	--	--	--	--	--	--	--	--	--	--	--	--	--	--	--	--	--
12/6	L.A. Rams	--	--	--	--	--	--	--	--	--	--	--	--	--	--	--	--	--	--	--	--	--
12/13	at N.Y. Giants	--	--	--	--	--	--	--	--	--	--	--	--	--	--	--	--	--	--	--	--	--
12/20	Philadelphia	--	--	--	--	--	--	--	--	--	--	--	--	--	--	--	--	--	--	--	--	--
12/27	San Francisco	--	--	--	--	--	--	--	--	--	--	--	--	--	--	--	--	--	--	--	--	--
1/3	at L.A. Rams	--	--	--	--	--	--	--	--	--	--	--	--	--	--	--	--	--	--	--	--	--
<b>2020 TOTALS</b>			<b>64</b>	<b>12</b>	<b>10</b>	<b>2</b>	<b>0</b>	<b>10</b>	<b>12</b>	<b>2</b>	<b>0</b>	<b>25</b>	<b>3</b>	<b>4</b>	<b>0</b>	<b>4</b>	<b>2</b>	<b>3</b>	<b>112</b>	<b>18.8</b>	<b>34.4</b>	<b>1.75</b>



# THIRD DOWN EFFICIENCY ANALYSIS

## CARDINALS 2020 REGULAR SEASON THIRD DOWN EFFICIENCY

### CARDINALS

Date	Opponent	3rd & 1	3rd & 2	3rd & 3	3rd & 4	3rd & 5	3rd & 6	3rd & 7	3rd & 8	3rd & 9	3rd & 10+	Total
09/13	at San Francisco	2 / 2	0 / 0	0 / 0	0 / 0	0 / 2	2 / 3	1 / 2	1 / 1	0 / 0	1 / 4	7 / 14
09/20	Washington	0 / 2	3 / 3	2 / 3	2 / 3	0 / 1	0 / 0	0 / 0	0 / 0	0 / 0	0 / 5	7 / 17
09/27	Detroit	2 / 3	0 / 0	1 / 1	0 / 0	1 / 1	0 / 0	0 / 0	0 / 1	0 / 1	0 / 3	4 / 10
10/04	at Carolina	0 / 0	1 / 2	1 / 2	0 / 0	0 / 0	0 / 0	1 / 1	0 / 1	0 / 0	0 / 3	3 / 9
10/11	at N.Y. Jets	1 / 2	0 / 0	2 / 2	0 / 0	0 / 1	0 / 2	0 / 0	1 / 1	0 / 0	1 / 4	5 / 12
10/19	at Dallas	2 / 3	1 / 1	0 / 0	1 / 1	1 / 1	0 / 2	0 / 1	0 / 0	0 / 0	2 / 4	7 / 13
12/31	Seattle	--	--	--	--	--	--	--	--	--	--	--
12/31	Miami	--	--	--	--	--	--	--	--	--	--	--
12/31	Buffalo	--	--	--	--	--	--	--	--	--	--	--
12/31	at Seattle	--	--	--	--	--	--	--	--	--	--	--
12/31	at New England	--	--	--	--	--	--	--	--	--	--	--
12/31	L.A. Rams	--	--	--	--	--	--	--	--	--	--	--
12/31	at N.Y. Giants	--	--	--	--	--	--	--	--	--	--	--
12/31	Philadelphia	--	--	--	--	--	--	--	--	--	--	--
12/31	San Francisco	--	--	--	--	--	--	--	--	--	--	--
12/31	at L.A. Rams	--	--	--	--	--	--	--	--	--	--	--
<b>TOTALS</b>		<b>7 / 12</b>	<b>5 / 6</b>	<b>6 / 8</b>	<b>3 / 4</b>	<b>2 / 6</b>	<b>2 / 7</b>	<b>2 / 4</b>	<b>2 / 4</b>	<b>0 / 1</b>	<b>4 / 23</b>	<b>33 / 75</b>
		<b>58.3%</b>	<b>83.3%</b>	<b>75.0%</b>	<b>75.0%</b>	<b>33.3%</b>	<b>28.6%</b>	<b>50.0%</b>	<b>50.0%</b>	<b>0.0%</b>	<b>17.4%</b>	<b>44.0%</b>
		<b>3RD &amp; 1-3: 18 / 26 = 69.2%</b>			<b>3RD &amp; 4-6: 7 / 17 = 41.2%</b>			<b>3RD &amp; 7-10+: 8 / 32 = 25.0%</b>				

## OPPONENT 2020 REGULAR SEASON THIRD DOWN EFFICIENCY

### OPPONENT

Date	Opponent	3rd & 1	3rd & 2	3rd & 3	3rd & 4	3rd & 5	3rd & 6	3rd & 7	3rd & 8	3rd & 9	3rd & 10+	Total
09/13	at San Francisco	0 / 0	0 / 0	0 / 2	0 / 1	1 / 3	0 / 0	0 / 0	1 / 1	0 / 1	0 / 3	2 / 11
09/20	Washington	2 / 2	0 / 3	0 / 0	0 / 1	0 / 0	0 / 1	1 / 2	0 / 0	0 / 0	1 / 3	4 / 12
09/27	Detroit	1 / 1	0 / 1	0 / 0	1 / 1	0 / 0	0 / 2	0 / 1	1 / 2	0 / 1	1 / 3	4 / 12
10/04	at Carolina	1 / 1	1 / 1	0 / 1	0 / 0	0 / 0	0 / 0	1 / 1	2 / 3	0 / 0	2 / 4	7 / 11
10/11	at N.Y. Jets	1 / 3	0 / 1	0 / 0	1 / 1	0 / 0	0 / 0	1 / 1	0 / 3	0 / 0	1 / 4	4 / 13
10/19	at Dallas	1 / 2	1 / 1	3 / 3	0 / 1	0 / 0	0 / 1	1 / 1	0 / 0	0 / 0	0 / 6	6 / 15
12/31	Seattle	--	--	--	--	--	--	--	--	--	--	--
12/31	Miami	--	--	--	--	--	--	--	--	--	--	--
12/31	Buffalo	--	--	--	--	--	--	--	--	--	--	--
12/31	at Seattle	--	--	--	--	--	--	--	--	--	--	--
12/31	at New England	--	--	--	--	--	--	--	--	--	--	--
12/31	L.A. Rams	--	--	--	--	--	--	--	--	--	--	--
12/31	at N.Y. Giants	--	--	--	--	--	--	--	--	--	--	--
12/31	Philadelphia	--	--	--	--	--	--	--	--	--	--	--
12/31	San Francisco	--	--	--	--	--	--	--	--	--	--	--
12/31	at L.A. Rams	--	--	--	--	--	--	--	--	--	--	--
<b>TOTALS</b>		<b>6 / 9</b>	<b>2 / 7</b>	<b>3 / 6</b>	<b>2 / 5</b>	<b>1 / 3</b>	<b>0 / 4</b>	<b>4 / 6</b>	<b>4 / 9</b>	<b>0 / 2</b>	<b>5 / 23</b>	<b>27 / 74</b>
		<b>66.7%</b>	<b>28.6%</b>	<b>50.0%</b>	<b>40.0%</b>	<b>33.3%</b>	<b>0.0%</b>	<b>66.7%</b>	<b>44.4%</b>	<b>0.0%</b>	<b>21.7%</b>	<b>36.5%</b>
		<b>3RD &amp; 1-3: 11 / 22 = 50.0%</b>			<b>3RD &amp; 4-6: 3 / 12 = 25.0%</b>			<b>3RD &amp; 7-10+: 13 / 40 = 32.5%</b>				

# RED ZONE BREAKDOWN



## CARDINALS

Date	Opponent	Pos	TD	PAT	2-Pt.	Miss		Blk/				Drive Ends			Score		Pts/Poss		
						PAT	FG	FGA	MFG	INT	Fum	Dwns	Half	Game	Pts	TD%		Pct.	
09/13	at San Francisco	2	2	2	0	0	0	0	0	0	0	0	0	0	0	14	100.0	100.0	7.0
09/20	Washington	6	3	3	0	0	3	3	0	0	0	0	0	0	0	30	50.0	100.0	5.0
09/27	Detroit	3	3	2	0	1	0	0	0	0	0	0	0	0	0	20	100.0	100.0	6.7
10/04	at Carolina	3	3	3	0	0	0	0	0	0	0	0	0	0	0	21	100.0	100.0	7.0
10/11	at N.Y. Jets	2	2	2	0	0	0	0	0	0	0	0	0	0	0	14	100.0	100.0	7.0
10/19	at Dallas	4	3	3	0	0	1	1	0	0	0	0	0	0	0	24	75.0	100.0	6.0
10/25	Seattle	--	--	--	--	--	--	--	--	--	--	--	--	--	--	--	--	--	--
11/08	Miami	--	--	--	--	--	--	--	--	--	--	--	--	--	--	--	--	--	--
11/15	Buffalo	--	--	--	--	--	--	--	--	--	--	--	--	--	--	--	--	--	--
11/19	at Seattle	--	--	--	--	--	--	--	--	--	--	--	--	--	--	--	--	--	--
11/29	at New England	--	--	--	--	--	--	--	--	--	--	--	--	--	--	--	--	--	--
12/06	L.A. Rams	--	--	--	--	--	--	--	--	--	--	--	--	--	--	--	--	--	--
12/13	at N.Y. Giants	--	--	--	--	--	--	--	--	--	--	--	--	--	--	--	--	--	--
12/20	Philadelphia	--	--	--	--	--	--	--	--	--	--	--	--	--	--	--	--	--	--
12/27	San Francisco	--	--	--	--	--	--	--	--	--	--	--	--	--	--	--	--	--	--
01/03	at L.A. Rams	--	--	--	--	--	--	--	--	--	--	--	--	--	--	--	--	--	--
<b>TOTALS</b>		<b>20</b>	<b>16</b>	<b>15</b>	<b>0</b>	<b>1</b>	<b>4</b>	<b>4</b>	<b>0</b>	<b>0</b>	<b>0</b>	<b>0</b>	<b>0</b>	<b>0</b>	<b>0</b>	<b>123</b>	<b>80.0</b>	<b>100.0</b>	<b>6.2</b>

## OPPONENT

Date	Opponent	Pos	TD	PAT	2-Pt.	Miss		Blk/				Drive Ends			Score		Pts/Poss		
						PAT	FG	FGA	MFG	INT	Fum	Dwns	Half	Game	Pts	TD%		Pct.	
09/13	at San Francisco	4	1	1	0	0	1	1	0	0	0	2	0	0	10	25.0	50.0	2.5	
09/20	Washington	3	1	0	0	0	1	1	0	0	1	0	0	0	9	33.3	66.7	3.0	
09/27	Detroit	6	2	2	0	0	4	4	0	0	0	0	0	0	26	33.3	100.0	4.3	
10/04	at Carolina	5	4	4	0	0	1	1	0	0	0	0	0	0	31	80.0	100.0	6.2	
10/11	at N.Y. Jets	3	1	1	0	0	1	1	0	0	0	1	0	0	10	33.3	66.7	3.3	
10/19	at Dallas	3	1	1	0	0	1	1	0	1	0	0	0	0	10	33.3	66.7	3.3	
10/25	Seattle	--	--	--	--	--	--	--	--	--	--	--	--	--	--	--	--	--	--
11/08	Miami	--	--	--	--	--	--	--	--	--	--	--	--	--	--	--	--	--	--
11/15	Buffalo	--	--	--	--	--	--	--	--	--	--	--	--	--	--	--	--	--	--
11/19	at Seattle	--	--	--	--	--	--	--	--	--	--	--	--	--	--	--	--	--	--
11/29	at New England	--	--	--	--	--	--	--	--	--	--	--	--	--	--	--	--	--	--
12/06	L.A. Rams	--	--	--	--	--	--	--	--	--	--	--	--	--	--	--	--	--	--
12/13	at N.Y. Giants	--	--	--	--	--	--	--	--	--	--	--	--	--	--	--	--	--	--
12/20	Philadelphia	--	--	--	--	--	--	--	--	--	--	--	--	--	--	--	--	--	--
12/27	San Francisco	--	--	--	--	--	--	--	--	--	--	--	--	--	--	--	--	--	--
01/03	at L.A. Rams	--	--	--	--	--	--	--	--	--	--	--	--	--	--	--	--	--	--
<b>TOTALS</b>		<b>24</b>	<b>10</b>	<b>9</b>	<b>0</b>	<b>0</b>	<b>9</b>	<b>9</b>	<b>0</b>	<b>1</b>	<b>1</b>	<b>3</b>	<b>0</b>	<b>0</b>	<b>96</b>	<b>41.7</b>	<b>79.2</b>	<b>4.0</b>	



# CARDINALS HIGHS AND LOWS

HIGH	DATE	OPPONENT	OFFENSIVE CATEGORY	OPPONENT	DATE	LOW
38	10/19	at Dallas	Points	at Carolina	10/4	21
21	10/19	at Dallas	Points in a Quarter	at San Francisco	9/13	0
				vs. Washington	9/20	
				vs. Detroit	9/27	
				at Carolina	10/4	
21	10/19	at Dallas	Points in a Half	at Dallas	10/19	7
5	10/19	at Dallas	Total Touchdowns	at Carolina	10/4	3
				at San Francisco	9/13	
				vs. Washington	9/20	
				vs. Detroit	9/27	
				at Carolina	10/4	
78	9/13	at San Francisco	Total Plays	at Carolina	10/4	55
496	10/11	at N.Y. Jets	Total Net Yards	at Carolina	10/4	262
29	9/13	at San Francisco	Total First Downs	at Carolina	10/4	21
13	9/13	at San Francisco	First Downs Rushing	at Carolina	10/4	6
	10/19	at Dallas				
17	10/11	at N.Y. Jets	First Downs Passing	at Dallas	10/19	7
4	9/13	at San Francisco	First Down Penalties	vs. Washington	9/20	1
	10/4	at Carolina				
53.9%	10/19	at Dallas	Third Down Efficiency	at Carolina	10/4	33.3%
7.3	10/11	at N.Y. Jets	Average Yards Per Play	at Carolina	10/4	4.8
	10/19	at Dallas				
261	10/19	at Dallas	Total Net Yards Rushing	vs. Detroit	9/27	109
36	9/13	at San Francisco	Rushing Attempts	at Carolina	10/4	23
7.5	10/19	at Dallas	Rushing Average Yards	vs. Detroit	9/27	4
3	10/11	at N.Y. Jets	Rushing Touchdowns	at Carolina	10/4	0
	10/19	at Dallas				
369	10/11	at N.Y. Jets	Total Net Yards Passing	at Carolina	10/4	133
40	9/13	at San Francisco	Passing Attempts	at Dallas	10/19	24
27	10/11	at N.Y. Jets	Passing Completions	at Dallas	10/19	9
3	10/4	at Carolina	Passing Touchdowns	at San Francisco	9/13	1
				vs. Washington	9/20	
				at N.Y. Jets	10/11	
9.7	10/11	at N.Y. Jets	Passing Yards Average	at Carolina	10/4	4.2
3	9/27	vs. Detroit	Passes Thrown for Interception	at Carolina	10/4	0
				at Dallas	10/19	
3	9/20	vs. Washington	Times Sacked	vs. Detroit	9/27	1
				at Carolina	10/4	
				at N.Y. Jets	10/11	
				at Dallas	10/19	
11	10/11	at N.Y. Jets	Sack Yards Lost	at Carolina	10/4	0
	10/19	at Dallas				
3	9/20	vs. Washington	QB Sacks	vs. Detroit	9/27	1
				at Carolina	10/4	
				at N.Y. Jets	10/11	
				at Dallas	10/19	
5	10/4	at Carolina	Total Punts	vs. Detroit	9/27	2
207	10/4	at Carolina	Total Punt Yards	vs. Detroit	9/27	92
49.3	9/20	vs. Washington	Punt Gross Average Yards	at Dallas	10/19	37.8
45	9/20	vs. Washington	Punt Net Average Yards	vs. Detroit	9/27	36.5
3	10/11	at N.Y. Jets	Punt Returns	vs. Detroit	9/27	0
				at Carolina	10/4	
8	9/13	at San Francisco	Punt Return Yards	at Dallas	10/19	-1
	10/11	at N.Y. Jets				
4.0	9/13	at San Francisco	Punt Return Yards Average	at Dallas	10/19	-1.0
5	9/27	vs. Detroit	Kickoff Returns	at Carolina	10/4	0
				at Dallas	10/19	
99	9/27	vs. Detroit	Kickoff Return Yards	vs. Washington	9/20	0
				at Carolina	10/4	
				at Dallas	10/19	
11	9/20	vs. Washington	Total Penalties	at Carolina	10/4	5
102	9/13	at San Francisco	Penalty Yards	at Carolina	10/4	29
2	9/13	at San Francisco	Total Fumbles	vs. Detroit	9/27	0
				at Dallas	10/19	
1	10/4	at Carolina	Fumbles Lost	at San Francisco	9/13	0
				vs. Washington	9/20	
				vs. Detroit	9/27	
				at N.Y. Jets	10/11	
				at Dallas	10/19	
33:45	9/20	vs. Washington	Time of Possession	at Carolina	10/4	22:52
3	9/27	vs. Detroit	Turnovers	at Dallas	10/19	0



# CARDINALS HIGHS AND LOWS



HIGH	DATE	OPPONENT	DEFENSIVE CATEGORY	OPPONENT	DATE	LOW
31	10/4	at Carolina	Points	at N.Y. Jets at Dallas	10/11 10/19	10
14	9/27 10/4	vs. Detroit at Carolina	Points in a Quarter	at San Francisco vs. Washington at N.Y. Jets at Dallas	9/13 9/20 10/11 10/19	0
21	10/4	at Carolina	Points in a Half	vs. Washington	9/20	0
4	10/4	at Carolina	Total Touchdowns	at N.Y. Jets at Dallas	10/11 10/19	1
84	10/19	at Dallas	Total Plays	vs. Washington	9/20	60
444	10/4	at Carolina	Total Net Yards	at N.Y. Jets	10/11	285
30	10/4	at Carolina	Total First Downs	at San Francisco	9/13	18
11	10/4	at Carolina	First Downs Rushing	vs. Detroit	9/27	3
17	10/4	at Carolina	First Downs Passing	at N.Y. Jets	10/11	8
4	10/11 10/19	at N.Y. Jets at Dallas	First Down Penalties	at San Francisco vs. Washington at Carolina	9/13 9/20 10/4	2
63.6%	10/4	at Carolina	Third Down Efficiency	at San Francisco	9/13	18.2%
6.2	10/4	at Carolina	Average Yards Per Play	at Dallas	10/19	4.1
168	10/4	at Carolina	Total Net Yards Rushing	vs. Detroit	9/27	90
35	10/4	at Carolina	Rushing Attempts	vs. Washington	9/20	23
5.1	9/20	vs. Washington	Rushing Average Yards	vs. Detroit	9/27	3.3
2	10/4	at Carolina	Rushing Touchdowns	at San Francisco vs. Detroit at N.Y. Jets at Dallas	9/13 9/27 10/11 10/19	0
276	10/4	at Carolina	Total Net Yards Passing	at N.Y. Jets	10/11	162
54	10/19	at Dallas	Passing Attempts	vs. Detroit	9/27	31
34	10/19	at Dallas	Passing Completions	at N.Y. Jets	10/11	18
2	9/13 9/27 10/4	at San Francisco vs. Detroit at Carolina	Passing Touchdowns	vs. Washington at N.Y. Jets at Dallas	9/20 10/11 10/19	1
7.5	10/4	at Carolina	Passing Yards Average	at Dallas	10/19	4.3
2	10/19	at Dallas	Passes Thrown for Interception	at San Francisco vs. Washington vs. Detroit at N.Y. Jets	9/13 9/20 9/27 10/11	0
4	9/20 9/27	vs. Washington vs. Detroit	Times Sacked	at Carolina	10/4	0
38	9/27	vs. Detroit	Sack Yards Lost	at Carolina	10/4	0
4	9/20 9/27	vs. Washington vs. Detroit	QB Sacks	at Carolina	10/4	0
6	9/20 10/11	vs. Washington at N.Y. Jets	Total Punts	at Carolina	10/4	1
284	9/20	vs. Washington	Total Punt Yards	at Carolina	10/4	42
55.5	9/27	vs. Detroit	Punt Gross Average Yards	at San Francisco	9/13	35.6
50.5	9/27	vs. Detroit	Punt Net Average Yards	at San Francisco	9/13	28.3
3	9/13 9/20	at San Francisco vs. Washington	Punt Returns	vs. Detroit at N.Y. Jets	9/27 10/11	1
29	9/13	at San Francisco	Punt Return Yards	at Dallas	10/19	1
19.0	9/27	vs. Detroit	Punt Return Yards Average	at Dallas	10/19	0.5
4	10/11	at N.Y. Jets	Kickoff Returns	at San Francisco at Dallas	9/13 10/19	1
48	9/27	vs. Detroit	Kickoff Return Yards	at San Francisco	9/13	16
10	10/4	at Carolina	Total Penalties	at San Francisco	9/13	5
72	10/4	at Carolina	Penalty Yards	at N.Y. Jets	10/11	30
3	10/19	at Dallas	Total Fumbles	at San Francisco vs. Detroit at Carolina at N.Y. Jets	9/13 9/27 10/4 10/11	0
2	9/20 10/19	vs. Washington at Dallas	Fumbles Lost	at San Francisco vs. Detroit at Carolina at N.Y. Jets	9/13 9/27 10/4 10/11	0
37:08	10/4	at Carolina	Time of Possession	vs. Washington	9/20	26:15
4	10/19	at Dallas	Turnovers	at San Francisco vs. Detroit at N.Y. Jets	9/13 9/27 10/11	0



# CARDINALS SUPERLATIVES

## 2020 REGULAR SEASON CARDINALS INDIVIDUAL SINGLE-GAME HIGHS

			OPPONENT	DATE
Touchdowns	2	Kenyan Drake	at Cowboys	10/19
		Christian Kirk	at Cowboys	10/19
		Andy Isabella	vs. Lions	09/27
		Kyler Murray	vs. Washington	09/20
Passes Attempted	40	Kyler Murray	at 49ers	09/13
Passes Completed	27	Kyler Murray	at Jets	10/11
Completion Percentage	77.4	Kyler Murray	at Panthers	10/04
Passing Yards	380	Kyler Murray	at Jets	10/11
Yards Per Attempt	10.3	Kyler Murray	at Jets	10/11
Touchdown Passes	3	Kyler Murray	at Panthers	10/04
Pass Receptions	14	DeAndre Hopkins	at 49ers	09/13
Receiving Yards	151	DeAndre Hopkins	at 49ers	09/13
Touchdown Receptions	2	Christian Kirk	at Cowboys	10/19
		Andy Isabella	vs. Lions	09/27
Rushing Yards	164	Kenyan Drake	at Cowboys	10/19
Rushing Attempts	20	Kenyan Drake	at Cowboys	10/19
		Kenyan Drake	vs. Washington	09/20
Rushing Average	8.4	Kyler Murray	vs. Washington	09/20
Rushing Touchdowns	2	Kenyan Drake	at Cowboys	10/19
		Kyler Murray	vs. Washington	09/20
Yards From Scrimmage	164	Kenyan Drake	at Cowboys	10/19
Combined Net Yards	164	Kenyan Drake	at Cowboys	10/19
Interceptions Made	1	Budda Baker	at Cowboys	10/19
		Dre Kirkpatrick	at Cowboys	10/19
		Patrick Peterson	at Panthers	10/04
Interceptions Thrown	3	Kyler Murray	vs. Lions	09/27
Tackles	15	Budda Baker	at 49ers	09/13
Sacks	2.0	Haason Reddick	at Cowboys	10/19
		Dennis Gardeck	at Jets	10/11
Punts	5	Andy Lee	at Panthers	10/04
Punts Inside the 20	2	Andy Lee	at Cowboys	10/19
		Andy Lee	at Panthers	10/04
Punting Average	49.3	Andy Lee	vs. Washington	09/20
Punt Returns	3	Christian Kirk	at Jets	10/11
Punt Return Yards	8	Christian Kirk	at Jets	10/11
		Christian Kirk	at 49ers	09/13
Kickoff Returns	4	Chase Edmonds	vs. Lions	09/27
Kickoff Return Yards	90	Chase Edmonds	vs. Lions	09/27
Field Goals Attempted	3	Zane Gonzalez	vs. Washington	09/20
		Zane Gonzalez	at 49ers	09/13
Field Goals Made	3	Zane Gonzalez	vs. Washington	09/20

## 2020 REGULAR SEASON ARIZONA CARDINALS LONGEST PLAYS

			OPPONENT	DATE
Run From Scrimmage	69	Kenyan Drake	at Cowboys	10/19
Touchdown Run	69	Kenyan Drake	at Cowboys	10/19
Passing Long	80	Kyler Murray	at Cowboys	10/19
Touchdown Pass Long	80	Kyler Murray	at Cowboys	10/19
Pass Reception	80	Christian Kirk	at Cowboys	10/19
Touchdown Reception	80	Christian Kirk	at Cowboys	10/19
Longest Opponent's Fumble Return	3	Byron Murphy Jr.	at Cowboys	10/19
Punt Return	8	Christian Kirk	at 49ers	09/13
Kickoff Return	42	Chase Edmonds	at 49ers	09/13
Punt	58	Andy Lee	vs. Washington	09/20
Field Goal	56	Zane Gonzalez	at 49ers	09/13
Field Goal Attempt	56	Zane Gonzalez	at 49ers	09/13



## 2020 REGULAR SEASON OPPONENTS INDIVIDUAL SINGLE-GAME HIGHS

			OPPONENT	DATE
<b>Touchdowns</b>	1	Amari Cooper	at Cowboys	10/19
		Jamison Crowder	at Jets	10/11
		Reggie Bonnafon	at Panthers	10/04
		Teddy Bridgewater	at Panthers	10/04
		Mike Davis	at Panthers	10/04
		Ian Thomas	at Panthers	10/04
		Kenny Golladay	vs. Lions	09/27
		Jesse James	vs. Lions	09/27
		Antonio Gibson	vs. Washington	09/20
		Terry McLaurin	vs. Washington	09/20
		Jerick McKinnon	at 49ers	09/13
		Raheem Mostert	at 49ers	09/13
		<b>Passes Attempted</b>	54	Andy Dalton
<b>Passes Completed</b>	34	Andy Dalton	at Cowboys	10/19
<b>Completion Percentage</b>	70.9	Matthew Stafford	vs. Lions	09/27
<b>Passing Yards</b>	276	Teddy Bridgewater	at Panthers	10/04
<b>Yards Per Attempt</b>	8.7	Matthew Stafford	vs. Lions	09/27
<b>Touchdown Passes</b>	2	Teddy Bridgewater	at Panthers	10/04
		Matthew Stafford	vs. Lions	09/27
<b>Pass Receptions</b>	8	Jimmy Garoppolo	at 49ers	09/13
		Ezekiel Elliott	at Cowboys	10/19
<b>Receiving Yards</b>	125	Jamison Crowder	at Jets	10/11
		Robby Anderson	at Panthers	10/04
		Terry McLaurin	vs. Washington	09/20
		Amari Cooper	at Cowboys	10/19
		Jamison Crowder	at Jets	10/11
		Reggie Bonnafon	at Panthers	10/04
		Ian Thomas	at Panthers	10/04
		Kenny Golladay	vs. Lions	09/27
		Jesse James	vs. Lions	09/27
		Terry McLaurin	vs. Washington	09/20
		Jerick McKinnon	at 49ers	09/13
		Raheem Mostert	at 49ers	09/13
		<b>Rushing Yards</b>	84	Mike Davis
<b>Rushing Attempts</b>	22	Adrian Peterson	vs. Lions	09/27
<b>Rushing Average</b>	6.6	J.D. McKissic	vs. Washington	09/20
<b>Rushing Touchdowns</b>	1	Teddy Bridgewater	at Panthers	10/04
		Mike Davis	at Panthers	10/04
<b>Yards From Scrimmage</b>	151	Antonio Gibson	vs. Washington	09/20
<b>Combined Net Yards</b>	151	Raheem Mostert	at 49ers	09/13
<b>Interceptions Made</b>	1	Raheem Mostert	at 49ers	09/13
		Avery Williamson	at Jets	10/11
		Jamie Collins Sr.	vs. Lions	09/27
		Duron Harmon	vs. Lions	09/27
		Jeff Okudah	vs. Lions	09/27
		Landon Collins	vs. Washington	09/20
		Jaquiski Tartt	at 49ers	09/13
		Andy Dalton	at Cowboys	10/19
		Jeff Okudah	vs. Lions	09/27
		Kevin Pierre-Louis	vs. Washington	09/20
		Anthony Brown	at Cowboys	10/19
		John Franklin-Myers	at Jets	10/11
		Yetur Gross-Matos	at Panthers	10/04
Romeo Okwara	vs. Lions	09/27		
Jon Bostic	vs. Washington	09/20		
Landon Collins	vs. Washington	09/20		
Chase Young	vs. Washington	09/20		
Kerry Hyder Jr.	at 49ers	09/13		
D.J. Jones	at 49ers	09/13		
<b>Punts</b>	6	Braden Mann	at Jets	10/11
<b>Punts Inside the 20</b>	4	Tress Way	vs. Washington	09/20
<b>Punting Average</b>	55.5	Braden Mann	at Jets	10/11
<b>Punt Returns</b>	2	Jack Fox	vs. Lions	09/27
		CeeDee Lamb	at Cowboys	10/19
<b>Punt Return Yards</b>	21	Pharoh Cooper	at Panthers	10/04
<b>Kickoff Returns</b>	3	Steven Sims Sr.	vs. Washington	09/20
<b>Kickoff Return Yards</b>	48	Trent Taylor	at 49ers	09/13
<b>Field Goals Attempted</b>	4	Trent Taylor	at 49ers	09/13
<b>Field Goals Made</b>	4	Steven Sims Sr.	vs. Washington	09/20
		Jamal Agnew	vs. Lions	09/27
		Matt Prater	vs. Lions	09/27

## 2020 REGULAR SEASON OPPONENTS LONGEST PLAYS

			OPPONENT	DATE
<b>Run From Scrimmage</b>	27	Adrian Peterson	vs. Lions	09/27
<b>Touchdown Run</b>	18	Teddy Bridgewater	at Panthers	10/04
<b>Passing Long</b>	76	Jimmy Garoppolo	at 49ers	09/13
<b>Touchdown Pass Long</b>	76	Jimmy Garoppolo	at 49ers	09/13
<b>Pass Reception</b>	76	Raheem Mostert	at 49ers	09/13
<b>Touchdown Reception</b>	76	Raheem Mostert	at 49ers	09/13
<b>Interception Return</b>	36	Jeff Okudah	vs. Lions	09/27
<b>Punt Return</b>	19	Jamal Agnew	vs. Lions	09/27
<b>Kickoff Return</b>	28	Tony Pollard	at Cowboys	10/19
<b>Punt</b>	65	Jack Fox	vs. Lions	09/27
<b>Field Goal</b>	52	Robbie Gould	at 49ers	09/13
<b>Field Goal Attempt</b>	58	Greg Zuerlein	at Cowboys	10/19

# CARDINALS TRANSACTIONS

DATE	POS.	NAME	TRANSACTION
10/20	S	Kentrell Brice	Released from the practice squad
10/20	CB	Jalen Davis	Released from the practice squad
10/20	RB	D.J. Foster	Activated to the practice squad from the practice squad injured reserve list
10/20	TE	Justin Johnson	Activated to the practice squad from the practice squad injured reserve list
10/20	OL	Rick Leonard	Re-signed to the practice squad
10/20	S	T.J. Ward	Released from the practice squad
10/19	TE	Evan Baylis	Signed to the active roster from the practice squad
10/19	DL	Trevon Coley	Elevated to the active roster from the practice squad
10/19	LB	Reggie Walker	Elevated to the active roster from the practice squad
10/17	DL	Rashard Lawrence	Placed on injured reserve (calf)
10/17	OL	J.R. Sweezy	Placed on injured reserve (elbow)
10/15	LB	Isaiah Irving	Signed from Denver's practice squad
10/15	LB	Chandler Jones	Placed on injured reserve (biceps)
10/13	CB	Prince Amukamara	Signed to the practice squad
10/13	WR	Jaron Brown	Released from the practice squad
10/10	TE	Evan Baylis	Elevated to the active roster from the practice squad
10/10	S	Curtis Riley	Elevated to the active roster from the practice squad
10/7	S	Kentrell Brice	Restored to the practice squad from the practice squad injured reserve list
10/7	S	Curtis Riley	Re-signed to the practice squad
10/6	S	Curtis Riley	Released
10/6	RB	Jonathan Ward	Elevated to the active roster from the practice squad
10/3	RB	Jonathan Ward	Elevated to the active roster from the practice squad
10/3	CB	Jace Whittaker	Elevated to the active roster from the practice squad
10/2	OL	Justin Murray	Signed a two-year contract extension
10/1	OL	Rick Leonard	Released from the practice squad
10/1	S	T.J. Ward	Signed to the practice squad
9/29	TE	Evan Baylis	Signed to the practice squad
9/26	RB	Jonathan Ward	Elevated to the active roster from the practice squad
9/24	TE	Justin Johnson	Placed on practice squad/injured reserve (hamstring)
9/23	WR	Jaron Brown	Signed to the practice squad
9/22	OL	Rick Leonard	Signed to the practice squad
9/22	TE	Jordan Thomas	Elevated to the active roster from the practice squad
9/21	RB	D.J. Foster	Placed on practice squad/injured reserve (quadricep)
9/21	TE	Justin Johnson	Signed to the practice squad
9/21	WR	KeeSean Johnson	Activated from the Reserve/COVID-19 list
9/21	TE	Maxx Williams	Placed on injured reserve (ankle)
9/19	TE	Jordan Thomas	Elevated to the active roster from the practice squad
9/18	K	Mike Nugent	Signed to the practice squad
9/17	S	Curtis Riley	Signed from Pittsburgh's practice squad
9/17	S	Jalen Thompson	Placed on injured reserve (ankle)
9/16	CB	Jalen Davis	Re-signed to the practice squad
9/15	P	Richie Leone	Released from the practice squad
9/14	S	Kentrell Brice	Placed on the practice squad injured reserve list
9/14	OL	Alex Light	Signed to the practice squad
9/12	RB	D.J. Foster	Elevated to the active roster from the practice squad
9/11	WR	KeeSean Johnson	Placed on the Reserve/COVID-19 list
9/9	DL	Michael Dogbe	Signed to the practice squad
9/8	DL	Angelo Blackson	Signed to a one-year contract
9/8	TE	Dylan Cantrell	Released from the practice squad
9/8	DL	Michael Dogbe	Released
9/8	P	Richie Leone	Signed to the practice squad
9/8	TE	Jordan Thomas	Signed to the practice squad
9/8	WR	DeAndre Hopkins	Signed an extension to remain under contract with the Cardinals through the 2024 season
9/6	S	Kentrell Brice	Signed to the practice squad
9/6	DL	Jonathan Bullard	Signed to the practice squad
9/6	TE	Dylan Cantrell	Signed to the practice squad
9/6	DL	Trevon Coley	Signed to the practice squad
9/6	RB	D.J. Foster	Signed to the practice squad
9/6	CB	Chris Jones	Signed to the practice squad
9/6	OL	Koda Martin	Signed to the practice squad
9/6	WR	Andre Patton	Signed to the practice squad
9/6	WR	A.J. Richardson	Signed to the practice squad
9/6	LB	Reggie Walker	Signed to the practice squad
9/6	WR	Jojo Ward	Signed to the practice squad
9/6	RB	Jonathan Ward	Signed to the practice squad
9/6	LB	Evan Weaver	Signed to the practice squad
9/6	CB	Jace Whittaker	Signed to the practice squad
9/5	S	Kentrell Brice	Released
9/5	DL	Jonathan Bullard	Released
9/5	TE	Dylan Cantrell	Released
9/5	DL	Trevon Coley	Released
9/5	CB	Ken Crawley	Released
9/5	WR	Johnnie Dixon	Waived/injured
9/5	RB	D.J. Foster	Released
9/5	CB	Chris Jones	Released
9/5	OL	Koda Martin	Released
9/5	WR	Andre Patton	Released
9/5	WR	A.J. Richardson	Released
9/5	LB	Reggie Walker	Released
9/5	WR	Jojo Ward	Released
9/5	RB	Jonathan Ward	Released
9/5	LB	Evan Weaver	Released
9/5	CB	Jace Whittaker	Released
9/4	DL	Miles Brown	Released
9/4	WR	Hakeem Butler	Released
9/4	OL	Sam Jones	Released
9/4	OL	Brett Toth	Waived/injured (hamstring)
9/4	P	Ryan Winslow	Released
8/31	CB	Jalen Davis	Released
8/30	TE	Ryan Becker	Released
8/30	OL	Steven Gonzalez	Released
8/30	CB	Zane Lewis	Released
8/30	DL	Adam Shuler	Released
8/25	S	Budda Baker	Agreed to terms on a four-year contract extension
8/23	CB	Dre Kirkpatrick	Signed to a one-year contract
8/23	CB	Duke Thomas	Released
8/21	CB	Robert Alford	Placed on injured reserve (chest)
8/21	CB	Ken Crawley	Signed to a one-year contract
8/21	CB	B.W. Webb	Signed to a one-year contract
8/5	S	Kentrell Brice	Signed to a one-year contract
8/5	WR	Andre Patton	Signed to a one-year contract
8/5	OL	Marcus Gilbert	Placed on reserve/opt-out
8/4	OL	Koda Martin	Signed to a one-year contract
8/3	OL	Jake Benzinger	Released
8/3	S	Reggie Floyd	Released
8/3	WR	Rashad Medaris	Released
7/27		Jordan Hogan	Named Bill Bidwill Coaching Fellow
7/26	QB	Drew Anderson	Released
7/26	DL	T.J. Carter	Released
7/26	OL	Jackson Dennis	Released
7/26	OL	Drew Dickinson	Released
7/26	LB	Vontarrius Dora	Released
7/26	TE	Parker Houston	Released
7/26	WR	Shane Leatherbury	Released
7/26	WR	Devin Phelps	Released
7/26	CB	Jarren Williams	Released
7/26	CB	Bejour Wilson	Released
7/22	RB	Eno Benjamin	Agreed to terms on a four-year contract
7/22	DL	Leki Fotu	Agreed to terms on a four-year contract
7/22	OL	Josh Jones	Agreed to terms on a four-year contract
7/22	DL	Rashard Lawrence	Agreed to terms on a four-year contract
7/22	LB	Isaiah Simmons	Agreed to terms on a four-year contract with a team option for a fifth year
7/22	LB	Evan Weaver	Agreed to terms on a four-year contract
7/17	OL	Kelvin Beachum	Signed to a one-year contract
6/29	WR	Jermiah Braswell	Released
6/1	TE	Dylan Cantrell	Signed a one-year contract
6/1	CB	Sojourn Shelton	Released
5/12	CB	Andre Chachere	Released
5/12	CB	Kevin Peterson	Re-signed to a one-year contract
4/30	LB	Keishawn Bierria	Released
4/30	DL	Lyndon Johnson	Released
4/27	TE	Ryan Becker	Agreed to terms as a rookie free agent
4/27	OL	Jake Benzinger	Agreed to terms as a rookie free agent
4/27	WR	Jermiah Braswell	Agreed to terms as a rookie free agent
4/27	DL	T.J. Carter	Agreed to terms as a rookie free agent
4/27	OL	Jackson Dennis	Agreed to terms as a rookie free agent
4/27	OL	Drew Dickinson	Agreed to terms as a rookie free agent
4/27	S	Reggie Floyd	Agreed to terms as a rookie free agent
4/27	OL	Steven Gonzalez	Agreed to terms as a rookie free agent
4/27	TE	Parker Houston	Agreed to terms as a rookie free agent
4/27	WR	Shane Leatherbury	Agreed to terms as a rookie free agent
4/27	CB	Zane Lewis	Agreed to terms as a rookie free agent
4/27	WR	Rashad Medaris	Agreed to terms as a rookie free agent
4/27	WR	Devin Phelps	Agreed to terms as a rookie free agent
4/27	DL	Adam Shuler	Agreed to terms as a rookie free agent
4/27	LB	Reggie Walker	Agreed to terms as a rookie free agent
4/27	WR	Jojo Ward	Agreed to terms as a rookie free agent
4/27	RB	Jonathan Ward	Agreed to terms as a rookie free agent
4/27	CB	Jace Whittaker	Agreed to terms as a rookie free agent
4/27	CB	Jarren Williams	Agreed to terms as a rookie free agent
4/27	CB	Bejour Wilson	Agreed to terms as a rookie free agent
4/23	K	Zane Gonzalez	Signed a one-year qualifying offer as a restricted free agent
4/2	OL	Justin Murray	Signed a one-year exclusive rights tender
3/26	RB	Kenyan Drake	Signed one-year transition tag
3/26	OL	Marcus Gilbert	Agreed to terms on a one-year contract
3/25	DL	Trevon Coley	Agreed to terms on a one-year contract
3/25	RB	D.J. Foster	Agreed to terms on a one-year contract
3/24	OL	Max Garcia	Agreed to terms on a one-year contract
3/24	S	Charles Washington	Agreed to terms on a one-year contract
3/23	S	Chris Banjo	Agreed to terms on a one-year contract
3/23	DL	Jonathan Bullard	Agreed to terms on a one-year contract
3/22	QB	Brett Hundley	Agreed to terms on a one-year contract
3/20	WR	DeAndre Hopkins	Acquired from Houston along with a fourth-round pick (#131) in the 2020 NFL Draft in exchange for RB David Johnson, a second-round pick (#40) in the 2020 NFL Draft and a fourth-round pick in the 2021 NFL Draft, pending physicals by both players
3/19	LB	De'Vondre Campbell	Agreed to terms on a one-year contract
3/19	LB	Devon Kennard	Agreed to terms on a three-year contract
3/19	DL	Jordan Phillips	Agreed to terms on a three-year contract
3/17	K	Zane Gonzalez	Tendered one-year qualifying offer to restricted free agent
3/17	OL	Justin Murray	Tendered contract to exclusive rights free agent
3/16	RB	Kenyan Drake	Received the transition tag
2/18	OL	D.J. Humphries	Re-signed to a three-year contract
2/5		Brentson Buckner	Hired (defensive line)
2/5		Charlie Bullen	Promoted (outside linebackers)
2/5		Jim Dray	Hired (offensive quality control)
2/5		Mark Naylor	Hired (assistant strength and conditioning)
2/5		Don Shumpert	Promoted (offensive assistant)
2/5		Derius Swinton II	Hired (assistant special teams)
2/5		Spencer Whipple	Promoted (assistant wide receivers)
2/4	QB	Chris Streveler	Signed to a future contract for 2020
1/15	WR	Larry Fitzgerald	Re-signed a one-year contract

# CARDINALS PARTICIPATION



2020 REGULAR SEASON ARIZONA CARDINALS PLAYER PARTICIPATION																				
	1	2	3	4	5	6	7	8	9	10	11	12	13	14	15	16	2020			
PLAYERS	@ SF	WAS	DET	@ CAR	@ NYJ	@ DAL	SEA	MIA	BUF	@ SEA	@ NE	LAR	@ NYG	PHI	SF	@ LAR	GP	GS	DNP	IN
Alford, Robert	IR	IR	IR	IR	IR	IR	-	-	-	-	-	-	-	-	-	-	0	0	0	0
Allen, Zach	P	P	P	DT	P	P	-	-	-	-	-	-	-	-	-	-	6	1	0	0
Amukamara, Prince	-	-	-	-	-	PS	-	-	-	-	-	-	-	-	-	-	0	0	0	0
Arnold, Dan	TE	TE	TE	P	P	TE	-	-	-	-	-	-	-	-	-	-	6	4	0	0
Baker, Budda	S	S	S	IAJ	S	S	-	-	-	-	-	-	-	-	-	-	5	5	0	1
Banjo, Chris	P	S	S	IAJ	IAJ	P	-	-	-	-	-	-	-	-	-	-	4	2	0	2
Baylis, Evan	-	-	-	PS	P	P	-	-	-	-	-	-	-	-	-	-	2	0	0	0
Beachum, Kelvin	RT	RT	RT	RT	RT	RT	-	-	-	-	-	-	-	-	-	-	6	6	0	0
Benjamin, Eno	IA	IA	IA	IA	IA	IA	-	-	-	-	-	-	-	-	-	-	0	0	0	6
Blackson, Angelo	P	P	P	P	P	DT	-	-	-	-	-	-	-	-	-	-	6	1	0	0
Brewer, Aaron	P	P	P	P	P	P	-	-	-	-	-	-	-	-	-	-	6	0	0	0
Brice, Kentrell	PS/IR	PS/IR	PS/IR	PS/IR	PS/IR	PS	-	-	-	-	-	-	-	-	-	-	0	0	0	0
Brown, Jaron	-	-	PS	PS	PS	-	-	-	-	-	-	-	-	-	-	-	0	0	0	0
Bullard, Jonathan	PS	PS	PS	PS	PS	-	-	-	-	-	-	-	-	-	-	-	0	0	0	0
Campbell, De'Vondre	ILB	ILB	ILB	ILB	ILB	ILB	-	-	-	-	-	-	-	-	-	-	6	6	0	0
Cole, Mason	C	IAJ	IAJ	C	C	C	-	-	-	-	-	-	-	-	-	-	4	4	0	2
Coley, Trevon	PS	PS	PS	PS	PS	PS	-	-	-	-	-	-	-	-	-	-	1	0	0	0
Daniels, Darrell	P	TE	TE	TE	TE	P	-	-	-	-	-	-	-	-	-	-	6	4	0	0
Davis, Jalen	-	PS	PS	PS	PS	PS	-	-	-	-	-	-	-	-	-	-	0	0	0	0
Dogbe, Michael	PS	PS	PS	PS	PS	PS	-	-	-	-	-	-	-	-	-	-	0	0	0	0
Drake, Kenyan	RB	P	P	RB	RB	RB	-	-	-	-	-	-	-	-	-	-	6	4	0	0
Edmonds, Chase	P	P	RB	P	P	P	-	-	-	-	-	-	-	-	-	-	6	1	0	0
Fitts, Kylie	P	P	P	P	OLB	IAJ	-	-	-	-	-	-	-	-	-	-	5	1	0	1
Fitzgerald, Larry	WR	WR	WR	WR	WR	WR	-	-	-	-	-	-	-	-	-	-	6	6	0	0
Foster, D.J.	P	P	PS/IR	PS/IR	PS/IR	PS/IR	-	-	-	-	-	-	-	-	-	-	2	0	0	0
Fotu, Leki	P	IA	IA	P	P	P	-	-	-	-	-	-	-	-	-	-	4	0	0	2
Gaillard, Lamont	P	C	C	P	P	P	-	-	-	-	-	-	-	-	-	-	6	2	0	0
Garcia, Max	P	P	P	P	P	P	-	-	-	-	-	-	-	-	-	-	6	0	0	0
Gardeck, Dennis	P	P	P	P	P	P	-	-	-	-	-	-	-	-	-	-	6	0	0	0
Gonzalez, Zane	P	P	P	P	P	P	-	-	-	-	-	-	-	-	-	-	6	0	0	0
Hicks, Jordan	ILB	ILB	ILB	ILB	ILB	ILB	-	-	-	-	-	-	-	-	-	-	6	6	0	0
Hopkins, DeAndre	WR	WR	WR	WR	WR	WR	-	-	-	-	-	-	-	-	-	-	6	6	0	0
Humphries, D.J.	LT	LT	LT	LT	LT	LT	-	-	-	-	-	-	-	-	-	-	6	6	0	0
Hundley, Brett	IA	IA	IA	IA	IA	IA	-	-	-	-	-	-	-	-	-	-	0	0	0	6
Irving, Isaiah	-	-	-	-	-	IA	-	-	-	-	-	-	-	-	-	-	0	0	0	1
Isabella, Andy	P	P	P	P	P	P	-	-	-	-	-	-	-	-	-	-	6	0	0	0
Johnson, Justin	-	-	PS/IR	PS/IR	PS/IR	PS/IR	-	-	-	-	-	-	-	-	-	-	0	0	0	0
Johnson, KeeSean	R/C19	R/C19	P	DNP	P	IA	-	-	-	-	-	-	-	-	-	-	2	0	1	1
Jones, Chandler	OLB	OLB	OLB	OLB	OLB	IR	-	-	-	-	-	-	-	-	-	-	5	5	0	0
Jones, Chris	PS	-	-	-	-	-	-	-	-	-	-	-	-	-	-	-	0	0	0	0
Jones, Josh	IAJ	P	P	IA	IA	P	-	-	-	-	-	-	-	-	-	-	3	0	0	3
Kennard, Devon	OLB	OLB	OLB	IAJ	IAJ	P	-	-	-	-	-	-	-	-	-	-	4	3	0	2
Kirk, Christian	WR	WR	IAJ	WR	WR	WR	-	-	-	-	-	-	-	-	-	-	5	5	0	1
Kirkpatrick, Dre	P	P	CB	P	CB	CB	-	-	-	-	-	-	-	-	-	-	6	3	0	0
Lawrence, Rashard	P	P	P	P	P	IR	-	-	-	-	-	-	-	-	-	-	5	0	0	0
Lee, Andy	P	P	P	P	P	P	-	-	-	-	-	-	-	-	-	-	6	0	0	0
Leonard, Rick	-	-	PS	-	-	-	-	-	-	-	-	-	-	-	-	-	0	0	0	0
Leone, Richie	PS	-	-	-	-	-	-	-	-	-	-	-	-	-	-	-	0	0	0	0
Light, Alex	PS	-	-	-	-	-	-	-	-	-	-	-	-	-	-	-	0	0	0	0
Martin, Koda	PS	PS	PS	PS	PS	PS	-	-	-	-	-	-	-	-	-	-	0	0	0	0
Miles, Josh	IA	IA	IA	IA	IA	IA	-	-	-	-	-	-	-	-	-	-	0	0	0	6
Murphy Jr., Byron	CB	CB	P	CB	CB	CB	-	-	-	-	-	-	-	-	-	-	6	5	0	0
Murray, Justin	P	P	P	P	P	RG	-	-	-	-	-	-	-	-	-	-	6	1	0	0
Murray, Kyler	QB	QB	QB	QB	QB	QB	-	-	-	-	-	-	-	-	-	-	6	6	0	0
Nugent, Mike	-	PS	PS	PS	PS	PS	-	-	-	-	-	-	-	-	-	-	0	0	0	0
Patton, Andre	PS	PS	PS	PS	PS	PS	-	-	-	-	-	-	-	-	-	-	0	0	0	0
Peters, Corey	NT	NT	NT	NT	NT	NT	-	-	-	-	-	-	-	-	-	-	6	6	0	0
Peterson, Kevin	P	P	P	P	P	P	-	-	-	-	-	-	-	-	-	-	6	0	0	0
Peterson, Patrick	CB	CB	CB	CB	CB	CB	-	-	-	-	-	-	-	-	-	-	6	6	0	0
Phillips, Jordan	DT	DT	DT	DT	DT	DT	-	-	-	-	-	-	-	-	-	-	6	6	0	0
Pugh, Justin	LG	LG	LG	LG	LG	LG	-	-	-	-	-	-	-	-	-	-	6	6	0	0
Reddick, Haason	P	P	P	P	P	OLB	-	-	-	-	-	-	-	-	-	-	6	1	0	0
Richardson, A.J.	PS	PS	PS	PS	PS	PS	-	-	-	-	-	-	-	-	-	-	0	0	0	0
Riley, Curtis	-	P	P	S	P	PS	-	-	-	-	-	-	-	-	-	-	4	1	0	0
Sherfield, Trent	P	P	P	P	P	P	-	-	-	-	-	-	-	-	-	-	6	0	0	0
Simmons, Isaiah	LB	LB	LB	LB	P	P	-	-	-	-	-	-	-	-	-	-	6	4	0	0
Streveler, Chris	P	P	P	DNP	DNP	DNP	-	-	-	-	-	-	-	-	-	-	3	0	3	0
Sweezy, J.R.	RG	RG	RG	RG	RG	IR	-	-	-	-	-	-	-	-	-	-	5	5	0	0
Thomas, Jordan	PS	P	P	P	IA	P	-	-	-	-	-	-	-	-	-	-	4	0	0	1
Thompson, Deionte	IA	P	P	S	S	S	-	-	-	-	-	-	-	-	-	-	5	3	0	1
Thompson, Jalen	S	IR	IR	IR	IR	IR	-	-	-	-	-	-	-	-	-	-	1	1	0	0
Turner, Ezekiel	P	P	P	P	P	P	-	-	-	-	-	-	-	-	-	-	6	0	0	0
Vallejo, Tanner	P	P	P	P	P	P	-	-	-	-	-	-	-	-	-	-	6	0	0	0
Walker, Reggie	PS	PS	PS	PS	PS	PS	-	-	-	-	-	-	-	-	-	-	1	0	0	0
Ward, JoJo	PS	PS	PS	PS	PS	PS	-	-	-	-	-	-	-	-	-	-	0	0	0	0
Ward, Jonathan	PS	PS	P	P	P	P	-	-	-	-	-	-	-	-	-	-	4	0	0	0
Ward, T.J.	-	-	-	PS	PS	PS	-	-	-	-	-	-	-	-	-	-	0	0	0	0
Washington, Charles	P	P	P	P	P	P	-	-	-	-	-	-	-	-	-	-	6	0	0	0
Weaver, Evan	PS	PS	PS	PS	PS	PS	-	-	-	-	-	-	-	-	-	-	0	0	0	0
Whittaker, Jace	PS	PS	PS	P	PS	PS	-	-	-	-	-	-	-	-	-	-	1	0	0	0
Williams, Maxx	P	IAJ	IR	IR	IR	IR	-	-	-	-	-	-	-	-	-	-	1	0	0	1

**LEGEND:**  
 Position=Started, P=Played, IA=On Inactive List, IAJ=Inactive/Injured, DNP=Did Not Play, PS=Practice Squad, IR=Injured Reserve, PS/IR=Practice Squad/Injured Reserve, R/C19=Reserve/COVID-19, - =With Other Team/Not on Roster



# CARDINALS STARTERS AND INACTIVES

## OFFENSE

DATE	OPPONENT	WR	LT	LG	C	RG	RT	TE	QB	RB
9/13	at San Francisco	L. Fitzgerald/ C. Kirk/ D. Hopkins	D. Humphries	J. Pugh	M. Cole	J. Sweezy	K. Beachum	D. Arnold	K. Murray	K. Drake
9/20	Washington	L. Fitzgerald/ C. Kirk/ D. Hopkins	D. Humphries	J. Pugh	L. Gaillard	J. Sweezy	K. Beachum	D. Arnold/ D. Daniels	K. Murray	--
9/27	Detroit	L. Fitzgerald/ D. Hopkins	D. Humphries	J. Pugh	L. Gaillard	J. Sweezy	K. Beachum	D. Arnold/ D. Daniels	K. Murray	C. Edmonds
10/4	at Carolina	L. Fitzgerald/ D. Hopkins/ C. Kirk	D. Humphries	J. Pugh	M. Cole	J. Sweezy	K. Beachum	D. Daniels	K. Murray	K. Drake
10/11	at N.Y. Jets	L. Fitzgerald/ D. Hopkins/ C. Kirk	D. Humphries	J. Pugh	M. Cole	J. Sweezy	K. Beachum	D. Daniels	K. Murray	K. Drake
10/19	at Dallas	L. Fitzgerald/ D. Hopkins/ C. Kirk	D. Humphries	J. Pugh	M. Cole	J. Murray	K. Beachum	D. Arnold	K. Murray	K. Drake
10/25	Seattle	--	--	--	--	--	--	--	--	--
11/8	Miami	--	--	--	--	--	--	--	--	--
11/15	Buffalo	--	--	--	--	--	--	--	--	--
11/19	at Seattle	--	--	--	--	--	--	--	--	--
11/29	at New England	--	--	--	--	--	--	--	--	--
12/6	L.A. Rams	--	--	--	--	--	--	--	--	--
12/13	at N.Y. Giants	--	--	--	--	--	--	--	--	--
12/20	Philadelphia	--	--	--	--	--	--	--	--	--
12/27	San Francisco	--	--	--	--	--	--	--	--	--
1/3	at L.A. Rams	--	--	--	--	--	--	--	--	--

## DEFENSE

DATE	OPPONENT	NT	DT	OLB	ILB	LB	CB	S
9/13	at San Francisco	C. Peters	J. Phillips	C. Jones/ D. Kennard	J. Hicks/ D. Campbell	I. Simmons	P. Peterson/ B. Murphy Jr.	B. Baker/ J. Thompson
9/20	Washington	C. Peters	J. Phillips	C. Jones/ D. Kennard	J. Hicks/ D. Campbell	I. Simmons	P. Peterson/ B. Murphy Jr.	B. Baker/ C. Banjo
9/27	Detroit	C. Peters	J. Phillips	C. Jones/ D. Kennard	J. Hicks/ D. Campbell	I. Simmons	P. Peterson/ D. Kirkpatrick	B. Baker/ C. Banjo
10/4	at Carolina	C. Peters	J. Phillips/ Z. Allen	C. Jones	J. Hicks/ D. Campbell	I. Simmons	P. Peterson/ B. Murphy Jr.	C. Riley/ D. Thompson
10/11	at N.Y. Jets	C. Peters	J. Phillips	C. Jones/ K. Fitts	J. Hicks/ D. Campbell	--	P. Peterson/ B. Murphy Jr./ D. Kirkpatrick	B. Baker/ D. Thompson
10/19	at Dallas	C. Peters	J. Phillips/ A. Blackson	H. Reddick	J. Hicks/ D. Campbell	--	P. Peterson/ B. Murphy Jr./ D. Kirkpatrick	B. Baker/ D. Thompson
10/25	Seattle	--	--	--	--	--	--	--
11/8	Miami	--	--	--	--	--	--	--
11/15	Buffalo	--	--	--	--	--	--	--
11/19	at Seattle	--	--	--	--	--	--	--
11/29	at New England	--	--	--	--	--	--	--
12/6	L.A. Rams	--	--	--	--	--	--	--
12/13	at N.Y. Giants	--	--	--	--	--	--	--
12/20	Philadelphia	--	--	--	--	--	--	--
12/27	San Francisco	--	--	--	--	--	--	--
1/3	at L.A. Rams	--	--	--	--	--	--	--

## 2020 REGULAR SEASON INACTIVES

DATE	OPPONENT	1	2	3	4	5	6	7
09/13	at San Francisco	RB Eno Benjamin	QB Brett Hundley	OL Josh Jones	OL Josh Miles	S Deionte Thompson	--	--
09/20	Washington	RB Eno Benjamin	OL Mason Cole	DL Lek'i Fotu	QB Brett Hundley	OL Josh Miles	TE Maxx Williams	--
09/27	Detroit	RB Eno Benjamin	OL Mason Cole	DL Lek'i Fotu	QB Brett Hundley	WR Christian Kirk	OL Josh Miles	--
10/04	at Carolina	S Budda Baker	S Chris Banjo	RB Eno Benjamin	QB Brett Hundley	OL Josh Jones	LB Devon Kennard	OL Josh Miles
10/11	at N.Y. Jets	S Chris Banjo	RB Eno Benjamin	QB Brett Hundley	OL Josh Jones	LB Devon Kennard	OL Josh Miles	TE Jordan Thomas
10/19	at Dallas	RB Eno Benjamin	LB Kylie Fitts	QB Brett Hundley	LB Isaiah Irving	WR KeeSean Johnson	OL Josh Miles	--
10/25	Seattle	--	--	--	--	--	--	--
11/08	Miami	--	--	--	--	--	--	--
11/15	Buffalo	--	--	--	--	--	--	--
11/19	at Seattle	--	--	--	--	--	--	--
11/29	at New England	--	--	--	--	--	--	--
12/06	L.A. Rams	--	--	--	--	--	--	--
12/13	at N.Y. Giants	--	--	--	--	--	--	--
12/20	Philadelphia	--	--	--	--	--	--	--
12/27	San Francisco	--	--	--	--	--	--	--
01/03	at L.A. Rams	--	--	--	--	--	--	--

# CARDINALS ROSTER BY POSITION



## QUARTERBACKS (3)

NO.	NAME	POS.	HT.	WT.	AGE	EXP.	COLLEGE	HOMETOWN	HOW ACQ.
1	Murray, Kyle	QB	5-10	207	23	2	Oklahoma	Allen, TX	D1-19
7	Hundley, Brett	QB	6-3	226	27	6	UCLA	Chandler, AZ	UFA-19 (Sea)
15	Streveler, Chris	QB	6-1	216	25	R	South Dakota	Crystal Lake, IL	FA-20

## RUNNING BACKS (4)

NO.	NAME	POS.	HT.	WT.	AGE	EXP.	COLLEGE	HOMETOWN	HOW ACQ.
26	Benjamin, Eno	RB	5-9	210	21	R	Arizona State	Wylie, TX	D7-20
29	Edmonds, Chase	RB	5-9	205	24	3	Fordham	Harrisburg, PA	D4-18
38	Ward, Jonathan	RB	6-0	202	23	R	Central Michigan	Kankakee, IL	FA-20
41	Drake, Kenyan	RB	6-1	211	26	5	Alabama	Marietta, GA	TR-19 (Mia)

## WIDE RECEIVERS (6)

NO.	NAME	POS.	HT.	WT.	AGE	EXP.	COLLEGE	HOMETOWN	HOW ACQ.
10	Hopkins, DeAndre	WR	6-1	212	28	8	Clemson	Clemson, SC	TR-20 (Hou)
11	Fitzgerald, Larry	WR	6-3	218	37	17	Pittsburgh	Minneapolis, MN	D1-04
13	Kirk, Christian	WR	5-11	200	23	3	Texas A&M	Scottsdale, AZ	D2-18
16	Sherfield, Trent	WR	6-1	219	24	3	Vanderbilt	Danville, IL	FA-18
17	Isabella, Andy	WR	5-9	188	23	2	Massachusetts	Mayfield, OH	D2b-19
19	Johnson, KeeSean	WR	6-1	201	24	2	Fresno State	East Palo Alto, CA	D6a-19

## TIGHT ENDS (4)

NO.	NAME	POS.	HT.	WT.	AGE	EXP.	COLLEGE	HOMETOWN	HOW ACQ.
80	Thomas, Jordan	TE	6-5	277	24	3	Mississippi State	Sumrall, MS	FA-20
81	Daniels, Darrell	TE	6-3	256	25	4	Washington	Pittsburg, CA	WV-18 (Sea)
85	Arnold, Dan	TE	6-6	220	25	3	Wisconsin-Platteville	Janesville, WI	WV-19 (NO)
89	Baylis, Evan	TE	6-5	250	26	1	Oregon	Aurora, CO	FA-20

## OFFENSIVE LINE (9)

NO.	NAME	POS.	HT.	WT.	AGE	EXP.	COLLEGE	HOMETOWN	HOW ACQ.
52	Cole, Mason	OL	6-5	307	24	3	Michigan	Tarpon Springs, FL	D3-18
53	Gaillard, Lamont	OL	6-3	305	24	2	Georgia	Fayetteville, NC	D6b-19
66	Miles, Josh	OL	6-5	325	24	2	Morgan State	Baltimore, MD	D7a-19
67	Pugh, Justin	OL	6-5	311	30	8	Syracuse	Holland, PA	UFA-18 (NYG)
68	Beachum, Kelvin	OL	6-3	308	31	9	SMU	Mexia, TX	FA-20
71	Murray, Justin	OL	6-5	315	27	2	Cincinnati	Cincinnati, OH	WV-19 (Oak)
73	Garcia, Max	OL	6-4	309	28	6	Florida	Norcross, GA	UFA-19 (Den)
74	Humphries, D.J.	OL	6-5	307	26	6	Florida	Charlotte, NC	D1-15
79	Jones, Josh	OL	6-7	310	23	R	Houston	Richmond, TX	D3-20

## LINEBACKERS (10)

NO.	NAME	POS.	HT.	WT.	AGE	EXP.	COLLEGE	HOMETOWN	HOW ACQ.
42	Kennard, Devon	LB	6-3	256	29	7	Southern California	Phoenix, AZ	UFA-20 (Det)
43	Reddick, Haason	LB	6-1	235	26	4	Temple	Camden, NJ	D1-17
45	Gardeck, Dennis	LB	6-0	232	26	3	Sioux Falls	Lake in the Hills, IL	FA-18
47	Turner, Ezekiel	LB	6-2	214	24	3	Washington	Pasadena, MD	FA-18
48	Simmons, Isaiah	LB	6-4	238	22	R	Clemson	Olathe, KS	D1-20
49	Fitts, Kylie	LB	6-4	260	26	3	Utah	San Bernardino, CA	FA-19
51	Vallejo, Tanner	LB	6-1	230	25	4	Boise State	Penn Valley, CA	FA-19
54	Irving, Isaiah	LB	6-3	254	26	4	San Jose State	Vacaville, CA	FA-20
58	Hicks, Jordan	LB	6-1	236	28	6	Texas	Cincinnati, OH	UFA-19 (Phi)
59	Campbell, De'Vondre	LB	6-3	232	27	5	Minnesota	Fort Myers, FL	UFA-20 (Atl)

## DEFENSIVE BACKS (8)

NO.	NAME	POS.	HT.	WT.	AGE	EXP.	COLLEGE	HOMETOWN	HOW ACQ.
20	Kirkpatrick, Dre	CB	6-2	190	30	9	Alabama	Gadsden, AL	FA-20
21	Peterson, Patrick	CB	6-1	203	30	10	LSU	Pompano Beach, FL	D1-11
22	Thompson, Deionte	S	6-1	195	23	2	Alabama	Orange, TX	D5-19
27	Peterson, Kevin	CB	5-11	185	26	3	Oklahoma State	Wagoner, OK	WV-19 (LAR)
28	Washington, Charles	S	5-10	192	27	4	Fresno State	Inglewood, CA	WV-19 (Det)
31	Banjo, Chris	S	5-10	207	30	8	Southern Methodist	Sugar Land, TX	FA-19
32	Baker, Budda	S	5-10	195	24	4	Washington	Bellevue, WA	D2-17
33	Murphy Jr., Byron	CB	5-11	190	22	2	Washington	Scottsdale, AZ	D2a-19

## DEFENSIVE LINE (5)

NO.	NAME	POS.	HT.	WT.	AGE	EXP.	COLLEGE	HOMETOWN	HOW ACQ.
94	Allen, Zach	DL	6-5	285	23	2	Boston College	New Canaan, CT	D3-19
95	Fotu, Leki	DL	6-5	335	22	R	Utah	West Valley City, UT	D4a-20
96	Blackson, Angelo	DL	6-4	319	27	6	Auburn	Bear, DE	FA-20
97	Phillips, Jordan	DL	6-6	341	28	6	Oklahoma	Towanda, KS	UFA-20 (Buf)
98	Peters, Corey	DL	6-3	335	32	11	Kentucky	Louisville, KY	UFA-15 (Atl)

## SPECIALISTS (3)

NO.	NAME	POS.	HT.	WT.	AGE	EXP.	COLLEGE	HOMETOWN	HOW ACQ.
4	Lee, Andy	P	6-1	185	38	17	Pittsburgh	Westminster, SC	FA-17
5	Gonzalez, Zane	K	6-0	202	25	4	Arizona State	Deer Park, TX	FA-18
46	Brewer, Aaron	LS	6-5	232	30	9	San Diego State	Fullerton, CA	FA-16



# CARDINALS HOW THEY WERE BUILT

YEAR	DRAFTEES (20)	FREE AGENTS (25)	TRADES (2)	WAIVERS (5)
2004	WR Larry Fitzgerald (1)			
2011	CB Patrick Peterson (1)			
2015	OL D.J. Humphries (1)	DL Corey Peters (UFA-15 Atl)		
2016		LS Aaron Brewer (FA-16)		
2017	LB Haason Reddick (1) S Budda Baker (2)	P Andy Lee (FA-17)		
2018	WR Christian Kirk (2) OL Mason Cole (3) RB Chase Edmonds (4)	LB Dennis Gardeck (FA-18) K Zane Gonzalez (FA-18) OL Justin Pugh (UFA-18 NYG) WR Trent Sherfield (FA-18) LB Ezekiel Turner (FA-18)		TE Darrell Daniels (WV-18 Sea)
2019	QB Kyler Murray (1) WR Andy Isabella (2) CB Byron Murphy Jr. (2) DL Zach Allen (3) S Deionte Thompson (5) OL Lamont Gaillard (6) WR KeeSean Johnson (6) OL Josh Miles (7)	S Chris Banjo (FA-19) LB Kylie Fitts (FA-19) OL Max Garcia (UFA-19 Den) LB Jordan Hicks (UFA-19 Phi) QB Brett Hundley (UFA-19 Sea) LB Tanner Vallejo (FA-19)	RB Kenyan Drake (TR-19 Mia)	TE Dan Arnold (WV-19 NO) OL Justin Murray (WV-19 Oak) CB Kevin Peterson (WV-19 LAR) S Charles Washington (WV-19 Det)
2020	LB Isaiah Simmons (1) OL Josh Jones (3) DL Leki Fotu (4) RB Eno Benjamin (7)	TE Evan Baylis (FA-20) OL Kelvin Beachum (FA-20) DL Angelo Blackson (FA-20) LB De'Vondre Campbell (UFA-20 Atl) LB Isaiah Irving (FA-20) LB Devon Kennard (UFA-20 Det) CB Dre Kirkpatrick (FA-20) DL Jordan Phillips (UFA-20 Buf) QB Chris Streveler (FA-20) TE Jordan Thomas (FA-20) RB Jonathan Ward (FA-20)	WR DeAndre Hopkins (TR-20 Hou)	





(As of October 20, 2020)

Prepared by Team's Media Relations Department

## OFFENSE

<b>WR</b>	11 Larry Fitzgerald	17 Andy Isabella		
<b>LT</b>	74 D.J. Humphries	66 Josh Miles		
<b>LG</b>	67 Justin Pugh	73 Max Garcia		
<b>C</b>	52 Mason Cole	53 Lamont Gaillard		
<b>RG</b>	71 Justin Murray	73 Max Garcia		
<b>RT</b>	68 Kelvin Beachum	<u>79 Josh Jones</u>		
<b>TE</b>	85 Dan Arnold	81 Darrell Daniels	80 Jordan Thomas	89 Evan Baylis
<b>WR</b>	13 Christian Kirk	19 KeeSean Johnson		
<b>WR</b>	10 DeAndre Hopkins	16 Trent Sherfield		
<b>QB</b>	1 Kyler Murray	<u>15 Chris Streveler</u>	7 Brett Hundley	
<b>RB</b>	41 Kenyan Drake	29 Chase Edmonds	<u>38 Jonathan Ward</u>	<u>26 Eno Benjamin</u>

## DEFENSE

<b>DT</b>	94 Zach Allen	<u>95 Leki Fotu</u>		
<b>NT</b>	98 Corey Peters			
<b>DT</b>	97 Jordan Phillips	96 Angelo Blackson		
<b>OLB</b>	43 Haason Reddick	49 Kylie Fitts	54 Isaiah Irving	
<b>ILB</b>	59 De'Vondre Campbell	<u>48 Isaiah Simmons</u>	47 Ezekiel Turner	
<b>ILB</b>	58 Jordan Hicks	51 Tanner Vallejo		
<b>OLB</b>	42 Devon Kennard	45 Dennis Gardeck		
<b>CB</b>	21 Patrick Peterson	27 Kevin Peterson		
<b>CB</b>	20 Dre Kirkpatrick	33 Byron Murphy Jr.		
<b>S</b>	31 Chris Banjo	28 Charles Washington		
<b>S</b>	32 Budda Baker	22 Deionte Thompson		

## SPECIALISTS

<b>K</b>	5 Zane Gonzalez	
<b>P</b>	4 Andy Lee	
<b>LS</b>	46 Aaron Brewer	
<b>H</b>	4 Andy Lee	
<b>KR</b>	29 Chase Edmonds	17 Andy Isabella
<b>PR</b>	13 Christian Kirk	17 Andy Isabella

## PRONUNCIATION GUIDE

De'Vondre Campbell .....	duh-VONN-dray	Devon Kennard .....	duh-VONN / ken-ARD
Darrell Daniels .....	duh-RELL	Haason Reddick .....	ha-SAHN
Leki Fotu .....	LECK-ee / FOH-too	Chris Streveler .....	STREV-uh-ler
Lamont Gaillard .....	GILL-yard	Tanner Vallejo .....	vuh-LAY-ho

NOTE: Rookies are underlined

# CARDINALS NUMERICAL ROSTER

NO.	NAME	POS.	HT.	WT.	AGE	EXP.	COLLEGE	HOW ACQ.	GP	GS	DNP	IA
1	Murray, Kyler	QB	5-10	207	23	2	Oklahoma	D1-19	6	6	0	0
4	Lee, Andy	P	6-1	185	38	17	Pittsburgh	FA-17	6	0	0	0
5	Gonzalez, Zane	K	6-0	202	25	4	Arizona State	FA-18	6	0	0	0
7	Hundley, Brett	QB	6-3	226	27	6	UCLA	UFA-19 (Sea)	0	0	0	6
10	Hopkins, DeAndre	WR	6-1	212	28	8	Clemson	TR-20 (Hou)	6	6	0	0
11	Fitzgerald, Larry	WR	6-3	218	37	17	Pittsburgh	D1-04	6	6	0	0
13	Kirk, Christian	WR	5-11	200	23	3	Texas A&M	D2-18	5	5	0	1
15	Streveler, Chris	QB	6-1	216	25	R	South Dakota	FA-20	3	0	3	0
16	Sherfield, Trent	WR	6-1	219	24	3	Vanderbilt	FA-18	6	0	0	0
17	Isabella, Andy	WR	5-9	188	23	2	Massachusetts	D2b-19	6	0	0	0
19	Johnson, KeeSean	WR	6-1	201	24	2	Fresno State	D6a-19	2	0	1	1
20	Kirkpatrick, Dre	CB	6-2	190	30	9	Alabama	FA-20	6	3	0	0
21	Peterson, Patrick	CB	6-1	203	30	10	LSU	D1-11	6	6	0	0
22	Thompson, Deionte	S	6-1	195	23	2	Alabama	D5-19	5	3	0	1
26	Benjamin, Eno	RB	5-9	210	21	R	Arizona State	D7-20	0	0	0	6
27	Peterson, Kevin	CB	5-11	185	26	3	Oklahoma State	WV-19 (LAR)	6	0	0	0
28	Washington, Charles	S	5-10	192	27	4	Fresno State	WV-19 (Det)	6	0	0	0
29	Edmonds, Chase	RB	5-9	205	24	3	Fordham	D4-18	6	1	0	0
31	Banjo, Chris	S	5-10	207	30	8	Southern Methodist	FA-19	4	2	0	2
32	Baker, Budda	S	5-10	195	24	4	Washington	D2-17	5	5	0	1
33	Murphy Jr., Byron	CB	5-11	190	22	2	Washington	D2a-19	6	5	0	0
38	Ward, Jonathan	RB	6-0	202	23	R	Central Michigan	FA-20	4	0	0	0
41	Drake, Kenyan	RB	6-1	211	26	5	Alabama	TR-19 (Mia)	6	4	0	0
42	Kennard, Devon	LB	6-3	256	29	7	Southern California	UFA-20 (Det)	4	3	0	2
43	Reddick, Haason	LB	6-1	235	26	4	Temple	D1-17	6	1	0	0
45	Gardeck, Dennis	LB	6-0	232	26	3	Sioux Falls	FA-18	6	0	0	0
46	Brewer, Aaron	LS	6-5	232	30	9	San Diego State	FA-16	6	0	0	0
47	Turner, Ezekiel	LB	6-2	214	24	3	Washington	FA-18	6	0	0	0
48	Simmons, Isaiah	LB	6-4	238	22	R	Clemson	D1-20	6	4	0	0
49	Fitts, Kylie	LB	6-4	260	26	3	Utah	FA-19	5	1	0	1
51	Vallejo, Tanner	LB	6-1	230	25	4	Boise State	FA-19	6	0	0	0
52	Cole, Mason	OL	6-5	307	24	3	Michigan	D3-18	4	4	0	2
53	Gaillard, Lamont	OL	6-3	305	24	2	Georgia	D6b-19	6	2	0	0
54	Irving, Isaiah	LB	6-3	254	26	4	San Jose State	FA-20	0	0	0	1
58	Hicks, Jordan	LB	6-1	236	28	6	Texas	UFA-19 (Phi)	6	6	0	0
59	Campbell, De'Vondre	LB	6-3	232	27	5	Minnesota	UFA-20 (Atl)	6	6	0	0
66	Miles, Josh	OL	6-5	325	24	2	Morgan State	D7a-19	0	0	0	6
67	Pugh, Justin	OL	6-5	311	30	8	Syracuse	UFA-18 (NYG)	6	6	0	0
68	Beachum, Kelvin	OL	6-3	308	31	9	SMU	FA-20	6	6	0	0
71	Murray, Justin	OL	6-5	315	27	2	Cincinnati	WV-19 (Oak)	6	1	0	0
73	Garcia, Max	OL	6-4	309	28	6	Florida	UFA-19 (Den)	6	0	0	0
74	Humphries, D.J.	OL	6-5	307	26	6	Florida	D1-15	6	6	0	0
79	Jones, Josh	OL	6-7	310	23	R	Houston	D3-20	3	0	0	3
80	Thomas, Jordan	TE	6-5	277	24	3	Mississippi State	FA-20	4	0	0	1
81	Daniels, Darrell	TE	6-3	256	25	4	Washington	WV-18 (Sea)	6	4	0	0
85	Arnold, Dan	TE	6-6	220	25	3	Wisconsin-Platteville	WV-19 (NO)	6	4	0	0
89	Baylis, Evan	TE	6-5	250	26	1	Oregon	FA-20	2	0	0	0
94	Allen, Zach	DL	6-5	285	23	2	Boston College	D3-19	6	1	0	0
95	Fotu, Leki	DL	6-5	335	22	R	Utah	D4a-20	4	0	0	2
96	Blackson, Angelo	DL	6-4	319	27	6	Auburn	FA-20	6	1	0	0
97	Phillips, Jordan	DL	6-6	341	28	6	Oklahoma	UFA-20 (Buf)	6	6	0	0
98	Peters, Corey	DL	6-3	335	32	11	Kentucky	UFA-15 (Atl)	6	6	0	0

## COACHING STAFF

**HEAD COACH:** Kliff Kingsbury

**ASSISTANTS:** Jeff Rodgers (Asst. Head Coach/Special Teams Coordinator), Vance Joseph (Defensive Coordinator), Tom Clements (Pass Game Coordinator/QBs), Brentson Buckner (Defensive Line), Charlie Bullen (Outside Linebackers), Bill Davis (Linebackers), Jim Dray (Offensive Quality Control), Rob Grosso (Defensive Quality Control), Steve Heiden (Tight Ends), Jordan Hogan (Bill Bidwill Fellowship/QBs), Sean Kugler (Offensive Line), Rusty McKinney (Defensive Asst.), Buddy Morris (Strength & Conditioning), Brian Natkin (Asst. Offensive Line), Mark Naylor (Asst. Strength and Conditioning), David Raih (Wide Receivers), Marcus Robertson (Defensive Backs), James Saxon (Running Backs), Don Shumpert (Offensive Asst.), Jerry Sullivan (Offensive Asst.), Derius Swinton II (Asst. Special Teams), Cam Turner (Offensive Asst./Asst. Quarterbacks), Spencer Whipple (Asst. Wide Receivers), Greg Williams (Cornerbacks)

# CARDINALS ALPHABETICAL ROSTER



NO.	NAME	POS.	HT.	WT.	DOB	EXP.	COLLEGE	HOMETOWN	HOW ACQ.
94	Allen, Zach	DL	6-5	285	8/20/1997	2	Boston College	New Canaan, CT	D3-19
85	Arnold, Dan	TE	6-6	220	3/15/1995	3	Wisconsin-Platteville	Janesville, WI	WV-19 (NO)
32	Baker, Budda	S	5-10	195	1/10/1996	4	Washington	Bellevue, WA	D2-17
31	Banjo, Chris	S	5-10	207	2/26/1990	8	Southern Methodist	Sugar Land, TX	FA-19
89	Baylis, Evan	TE	6-5	250	11/18/1993	1	Oregon	Aurora, CO	FA-20
68	Beachum, Kelvin	OL	6-3	308	6/8/1989	9	SMU	Mexia, TX	FA-20
26	Benjamin, Eno	RB	5-9	210	4/13/1999	R	Arizona State	Wylie, TX	D7-20
96	Blackson, Angelo	DL	6-4	319	11/14/1992	6	Auburn	Bear, DE	FA-20
46	Brewer, Aaron	LS	6-5	232	7/5/1990	9	San Diego State	Fullerton, CA	FA-16
59	Campbell, De'Vondre	LB	6-3	232	7/1/1993	5	Minnesota	Fort Myers, FL	UFA-20 (Atl)
52	Cole, Mason	OL	6-5	307	3/28/1996	3	Michigan	Tarpon Springs, FL	D3-18
81	Daniels, Darrell	TE	6-3	256	11/22/1994	4	Washington	Pittsburg, CA	WV-18 (Sea)
41	Drake, Kenyan	RB	6-1	211	1/26/1994	5	Alabama	Marietta, GA	TR-19 (Mia)
29	Edmonds, Chase	RB	5-9	205	4/13/1996	3	Fordham	Harrisburg, PA	D4-18
49	Fitts, Kylie	LB	6-4	260	10/11/1994	3	Utah	San Bernardino, CA	FA-19
11	Fitzgerald, Larry	WR	6-3	218	8/31/1983	17	Pittsburgh	Minneapolis, MN	D1-04
95	Fotu, Leki	DL	6-5	335	8/23/1998	R	Utah	West Valley City, UT	D4a-20
53	Gaillard, Lamont	OL	6-3	305	2/8/1996	2	Georgia	Fayetteville, NC	D6b-19
73	Garcia, Max	OL	6-4	309	11/9/1991	6	Florida	Norcross, GA	UFA-19 (Den)
45	Gardeck, Dennis	LB	6-0	232	8/9/1994	3	Sioux Falls	Lake in the Hills, IL	FA-18
5	Gonzalez, Zane	K	6-0	202	5/7/1995	4	Arizona State	Deer Park, TX	FA-18
58	Hicks, Jordan	LB	6-1	236	6/27/1992	6	Texas	Cincinnati, OH	UFA-19 (Phi)
10	Hopkins, DeAndre	WR	6-1	212	6/6/1992	8	Clemson	Clemson, SC	TR-20 (Hou)
74	Humphries, D.J.	OL	6-5	307	12/28/1993	6	Florida	Charlotte, NC	D1-15
7	Hundley, Brett	QB	6-3	226	6/15/1993	6	UCLA	Chandler, AZ	UFA-19 (Sea)
54	Irving, Isaiah	LB	6-3	254	6/9/1994	4	San Jose State	Vacaville, CA	FA-20
17	Isabella, Andy	WR	5-9	188	11/18/1996	2	Massachusetts	Mayfield, OH	D2b-19
19	Johnson, KeeSean	WR	6-1	201	10/9/1996	2	Fresno State	East Palo Alto, CA	D6a-19
79	Jones, Josh	OL	6-7	310	6/22/1997	R	Houston	Richmond, TX	D3-20
42	Kennard, Devon	LB	6-3	256	6/24/1991	7	Southern California	Phoenix, AZ	UFA-20 (Det)
13	Kirk, Christian	WR	5-11	200	11/18/1996	3	Texas A&M	Scottsdale, AZ	D2-18
20	Kirkpatrick, Dre	CB	6-2	190	10/26/1989	9	Alabama	Gadsden, AL	FA-20
4	Lee, Andy	P	6-1	185	8/11/1982	17	Pittsburgh	Westminster, SC	FA-17
66	Miles, Josh	OL	6-5	325	1/4/1996	2	Morgan State	Baltimore, MD	D7a-19
33	Murphy Jr., Byron	CB	5-11	190	1/18/1998	2	Washington	Scottsdale, AZ	D2a-19
71	Murray, Justin	OL	6-5	315	4/19/1993	2	Cincinnati	Cincinnati, OH	WV-19 (Oak)
1	Murray, Kyler	QB	5-10	207	8/7/1997	2	Oklahoma	Allen, TX	D1-19
98	Peters, Corey	DL	6-3	335	6/8/1988	11	Kentucky	Louisville, KY	UFA-15 (Atl)
27	Peterson, Kevin	CB	5-11	185	3/22/1994	3	Oklahoma State	Wagoner, OK	WV-19 (LAR)
21	Peterson, Patrick	CB	6-1	203	7/11/1990	10	LSU	Pompano Beach, FL	D1-11
97	Phillips, Jordan	DL	6-6	341	9/21/1992	6	Oklahoma	Towanda, KS	UFA-20 (Buf)
67	Pugh, Justin	OL	6-5	311	8/15/1990	8	Syracuse	Holland, PA	UFA-18 (NYG)
43	Reddick, Haason	LB	6-1	235	9/22/1994	4	Temple	Camden, NJ	D1-17
16	Sherfield, Trent	WR	6-1	219	2/26/1996	3	Vanderbilt	Danville, IL	FA-18
48	Simmons, Isaiah	LB	6-4	238	7/26/1998	R	Clemson	Olathe, KS	D1-20
15	Streveler, Chris	QB	6-1	216	1/6/1995	R	South Dakota	Crystal Lake, IL	FA-20
80	Thomas, Jordan	TE	6-5	277	8/2/1996	3	Mississippi State	Sumrall, MS	FA-20
22	Thompson, Deionte	S	6-1	195	2/11/1997	2	Alabama	Orange, TX	D5-19
47	Turner, Ezekiel	LB	6-2	214	6/9/1996	3	Washington	Pasadena, MD	FA-18
51	Vallejo, Tanner	LB	6-1	230	12/16/1994	4	Boise State	Penn Valley, CA	FA-19
38	Ward, Jonathan	RB	6-0	202	9/30/1997	R	Central Michigan	Kankakee, IL	FA-20
28	Washington, Charles	S	5-10	192	3/10/1993	4	Fresno State	Inglewood, CA	WV-19 (Det)

### Practice Squad (15)

36	Amukamara, Prince	CB	6-0	206	6/6/1989	10	Nebraska	Glendale, AZ	FA-20
93	Coley, Trevon	DL	6-1	310	7/13/1994	4	Florida Atlantic	Miami, FL	FA-20
91	Dogbe, Michael	DL	6-3	280	5/5/1996	2	Temple	Morris Plains, NJ	D7b-19
37	Foster, D.J.	RB	6-0	205	11/22/1993	4	Arizona State	Scottsdale, AZ	FA-17
86	Johnson, Justin	TE	6-3	245	11/8/1996	2	Mississippi State	Birmingham, AL	FA-20
72	Leonard, Rick	OL	6-7	311	11/22/1996	1	Florida State	Middletown, MD	FA-20
60	Martin, Koda	OL	6-6	304	8/21/1995	1	Syracuse	Manvel, TX	FA-20
2	Nugent, Mike	K	5-10	190	3/2/1982	15	Ohio State		FA-20
84	Patton, Andre	WR	6-2	200	5/28/1994	2	Rutgers	Wilmington, DE	FA-20
83	Richardson, A.J.	WR	6-0	212	6/2/1995	1	Boise State	Lomita, CA	FA-19
35	Riley, Curtis	S	6-0	203	7/18/1992	6	Fresno State	Orlando, FL	FA-20
56	Walker, Reggie	LB	6-2	250	4/22/1996	R	Kansas State	Ponchatoula, LA	FA-20
14	Ward, JoJo	WR	5-9	175	12/9/1997	R	Hawaii	Waco, TX	FA-20
50	Weaver, Evan	LB	6-3	235	8/11/1998	R	California	Spokane, WA	D6-20
39	Whittaker, Jace	CB	5-11	185	7/16/1995	R	Arizona	Oceanside, CA	FA-20

### Injured Reserve (6)

23	Alford, Robert	CB	5-10	186	11/1/1988	7	Southeastern Louisiana	Hammond, LA	FA-19
55	Jones, Chandler	LB	6-5	255	2/27/1990	9	Syracuse	Endicott, NY	TR-16 (NE)
92	Lawrence, Rashard	DL	6-2	308	8/27/1998	R	LSU	Monroe, LA	D4b-20
64	Sweezy, J.R.	OL	6-5	310	4/8/1989	8	N.C. State	Mooreville, NC	UFA-19 (Sea)
34	Thompson, Jalen	S	5-11	190	7/18/1998	2	Washington State	Downey, CA	SD5-19
87	Williams, Maxx	TE	6-4	252	4/12/1994	6	Minnesota	Waconia, MN	UFA-19 (Bal)

# 2020 NFL STANDINGS AND SCHEDULE

	W	L	T	Div	Conf	Wk1	Wk2	Wk3	Wk4	Wk5	Wk6	Wk7	Wk8	Wk9	Wk10	Wk11	Wk12	Wk13	Wk14	Wk15	Wk16	Wk17	
<b>NFC EAST</b>																							
Dallas	2	4	0	1-0	2-3	at LAR	<b>ATL</b>	at SEA	CLE	NYG	ARI	at WSH	at PHI	PIT	BYE	at MIN	WSH	at BAL	at CIN	SF	PHI	at NYG	
Philadelphia	1	4	1	0-1	1-2	at WSH	LAR	<i>CIN</i>	<b>at SF</b>	at PIT	BAL	NYG	DAL	BYE	at NYG	at CLE	SEA	at GB	NO	at ARI	at DAL	WSH	
NY Giants	1	5	0	1-1	1-4	at CHI	at CHI	SF	at LAR	at DAL	<b>WSH</b>	at PHI	TB	at WSH	PHI	BYE	at CIN	at SEA	ARI	CLE	at BAL	DAL	
Washington	1	5	0	1-1	1-3	at ARI	at ARI	at CLE	BAL	LAR	at NYG	DAL	BYE	NYG	at DET	CIN	at DAL	at PIT	at SF	SEA	CAR	at PHI	
<b>NFC NORTH</b>																							
Chicago	5	1	0	1-0	5-0	at DET	<b>NYG</b>	at ATL	IND	TB	at CAR	at LAR	NO	at TEN	MIN	BYE	at GB	DET	HOU	at MIN	at JAX	GB	
Green Bay	4	1	0	2-0	4-1	at MIN	<b>DET</b>	at NO	<b>ATL</b>	BYE	at TB	at HOU	MIN	at SF	JAX	at IND	CHI	PHI	at DET	CAR	TEN	at CHI	
Detroit	2	3	0	0-2	1-3	CHI	at GB	at ARI	NO	BYE	at JAX	at ATL	IND	at MIN	WSH	at CAR	HOU	at CHI	GB	at TEN	TB	MIN	
Minnesota	1	5	0	0-1	0-3	at IND	at IND	TEN	at HOU	at SEA	ATL	BYE	at GB	DET	CHI	DAL	CAR	JAX	at TB	CHI	at NO	at DET	
<b>NFC SOUTH</b>																							
Tampa Bay	4	2	0	1-1	2-2	at NO	<b>CAR</b>	at DEN	<b>LAC</b>	at CHI	<b>GB</b>	at LV	at NYG	NO	at CAR	LAR	KC	BYE	MIN	at ATL	at DET	ATL	
New Orleans	3	2	0	1-0	2-1	TB	at LV	GB	at DET	<b>LAC</b>	<b>BYE</b>	CAR	at CHI	at TB	SF	ATL	at DEN	at ATL	PHI	KC	MIN	at CAR	
Carolina	3	3	0	1-1	2-2	LV	at TB	at LAC	<b>ARI</b>	at ATL	CHI	at NO	ATL	at KC	TB	DET	at MIN	BYE	DEN	at GB	at WSH	NO	
Atlanta	1	5	0	0-1	1-5	SEA	at DAL	CHI	at GB	CAR	at MIN	DET	at CAR	DEN	BYE	at NO	LV	NO	at LAC	TB	at KC	at TB	
<b>NFC WEST</b>																							
Seattle	5	0	0	0-0	3-0	at ATL	<b>NE</b>	<b>DAL</b>	at MIA	MIN	BYE	at ARI	SF	at BUF	at LAR	ARI	at PHI	NYG	NYJ	at WSH	LAR	at SF	
Arizona	4	2	0	1-0	3-2	at SF	<b>WSH</b>	DET	at CAR	at NYJ	at DAL	SEA	BYE	MIA	BUF	at SEA	at NE	LAR	at NYG	PHI	SF	at LAR	
LA Rams	4	2	0	1-0	4-1	DAL	at PHI	at BUF	NYG	at WSH	at SF	CHI	at MIA	BYE	SEA	at TB	SF	at ARI	NE	NYJ	at SEA	ARI	
San Francisco	3	3	0	1-1	2-2	ARI	at NYJ	at NYG	PHI	MIA	LAR	at NE	at SEA	GB	at NO	BYE	at LAR	BUF	WSH	at DAL	at ARI	SEA	
<b>AFC EAST</b>																							
Buffalo	4	2	0	2-0	3-2	NYJ	at MIA	LAR	at LV	at TEN	KC	at NYJ	NE	SEA	at ARI	BYE	LAC	at SF	PIT	at DEN	at NE	MIA	
Miami	3	3	0	1-2	2-2	at NE	BUF	at JAX	SEA	at SF	NYJ	BYE	LAR	at ARI	LAC	at DEN	at NYJ	CIN	KC	NE	at LV	at BUF	
New England	2	3	0	1-0	2-2	MIA	at SEA	LV	at KC	BYE	DEN	SF	at BUF	at NYJ	BAL	at HOU	ARI	at LAC	at LAR	at MIA	BUF	NYJ	
NY Jets	0	5	0	0-2	0-4	at BUF	SF	at IND	DEN	ARI	at MIA	BUF	at KC	NE	BYE	at LAC	MIA	LV	at SEA	at LAR	CLE	at NE	
<b>AFC NORTH</b>																							
Pittsburgh	5	0	0	1-0	3-0	at NYG	<b>DEN</b>	<b>HOU</b>	BYE	PHI	CLE	at TEN	at BAL	at DAL	CIN	at JAX	BAL	WSH	at BUF	at CIN	IND	at CLE	
Baltimore	5	1	0	2-0	3-1	CLE	at HOU	KC	at WSH	CIN	at PHI	BYE	PIT	at IND	at NE	TEN	at PIT	DAL	at CLE	JAX	NYG	at CIN	
Cleveland	4	2	0	1-2	2-2	at BAL	<b>CIN</b>	<b>WSH</b>	at DAL	IND	at PIT	at CIN	LV	BYE	HOU	PHI	at JAX	at TEN	BAL	at NYG	PIT	at BAL	
Cincinnati	1	4	1	0-2	1-4	LAC	at CLE	at PHI	JAX	at BAL	at IND	CLE	TEN	BYE	BYE	at WSH	NYG	at MIA	DAL	PIT	at HOU	BAL	
<b>AFC SOUTH</b>																							
Tennessee	5	0	0	2-0	4-0	at DEN	<b>JAX</b>	at MIN	BYE	BUF	<b>HOU</b>	PIT	at CIN	CHI	IND	at BAL	at IND	CLE	at JAX	DET	at GB	at HOU	
Indianapolis	4	2	0	0-1	2-2	at JAX	<b>MIN</b>	NYJ	at CHI	at CLE	CIN	BYE	at DET	BAL	at TEN	GB	TEN	at HOU	at LV	HOU	at PIT	JAX	
Houston	1	5	0	1-1	1-4	at KC	BAL	at PIT	MIN	JAX	at TEN	GB	BYE	at JAX	at CLE	NE	at DET	IND	at CHI	at IND	CIN	TEN	
Jacksonville	1	5	0	1-2	1-4	IND	at TEN	MIA	at CIN	at HOU	DET	at LAC	BYE	HOU	at GB	PIT	CLE	at MIN	TEN	at BAL	CHI	at IND	
<b>AFC WEST</b>																							
Kansas City	5	1	0	1-1	5-1	HOU	at LAC	at BAL	NE	LV	at BUF	at DEN	NYJ	CAR	BYE	at LV	at TB	DEN	at MIA	at NO	ATL	LAC	
Las Vegas	3	2	0	1-0	1-2	at CAR	<b>NO</b>	at NE	BUF	at KC	BYE	TB	at CLE	at LAC	DEN	KC	at ATL	IND	IND	LAC	MIA	at DEN	
Denver	2	3	0	0-0	2-2	at PIT	TEN	at PIT	at NYJ	BYE	at NE	KC	LAC	at ATL	at LV	MIA	NO	at KC	at CAR	BUF	at LAC	LV	
LA Chargers	1	4	0	0-1	1-1	at CIN	KC	CAR	at TB	at NO	BYE	JAX	at DEN	LV	at MIA	NYJ	at BUF	NE	ATL	at LV	DEN	at KC	

Bolded and Underlined Opponent - win  
*Italics* - Tie  
 \* Clinched Playoff Berth  
 \*\* Clinched Division Title  
 \*\*\* Clinched First-Round Bye  
 \*\*\*\* Clinched Home-Field Advantage