HISTORY

FRANCHISE HISTORY

The Cardinals were founded in 1898 and in 1920 became a charter member of the National Football League, then known as the American Professional Football Association. The club holds the distinction of being the United States' oldest professional football franchise still in existence.

THE EARLY DAYS

The team boasts a colorful history. Fans have known the club as the Arizona Cardinals, Phoenix Cardinals, St. Louis Cardinals, Chicago Cardinals, Racine Cardinals, the Normals, and the Morgan Athletic Club.

The franchise began as a neighborhood group that gathered to play football in a predominantly Irish area of Chicago's South Side, playing under the name Morgan Athletic Club. The team later was acquired by Chris O'Brien, a painting and decorating contractor, and soon its playing site changed to nearby Normal Field, prompting the new name Normals.

Early owner Chris O'Brien organized the Cardinals for a third time following World War I.

In 1901, the team gained longstanding identification when O'Brien bought used jerseys from the nearby University of Chicago. The jerseys were faded maroon in color, prompting O'Brien to declare, "That's not maroon, it's Cardinal red!" The club's permanent nickname had been born.

The jersey color and the location of the field (61st and Racine) led to a new and obvious name, the Racine Cardinals.

In Chicago at the time, football competition was exclusively amateur, but opposition became increasingly hard to find, so in 1906, the team disbanded.

In 1913, O'Brien reorganized the Cardinals. By 1917 they were able to buy new uniforms and hire a coach, Marshall Smith. That year they lost only two games and were champions of the Chicago Football League.

The war in Europe and a flu epidemic in the United States forced the team to suspend operations again in 1918. Following Armistice Day that officially ended World War I in November of 1918, O'Brien organized the Cardinals for a third time. From that day forward, the Cardinals have been a permanent part of the professional football landscape in America.

The Cardinals and Chicago Bears are the only two of the 11 charter members of the NFL still in existence. The Bears were originally based in Decatur, IL and known as the Decatur Staleys (after their sponsor, the Staley Starch Company). The team moved to Chicago in 1921 and was known as the Chicago Staleys for a year before becoming the Chicago Bears in 1922.

The colorful history of the Cardinals, a charter member of the National Football League and the oldest continuously run professional football franchise in the nation, began humbly in 1898 as a neighborhood group that gathered to play football as the Morgan Athletic Club in Chicago's South Side.

POST WORLD WAR I

Shortly after the Cardinals joined the American Professional Football League in 1920 for the $100 franchise fee, O'Brien lured great halfback John "Paddy" Driscoll to the Cardinals for $3,000 a year, a sum considered outlandish at the time. But Driscoll was an authentic superstar, a superior runner, blocker, punter, and possibly the finest drop kicker in the history of football. He would coach the team from 1921–22.

One of Driscoll's young running backs was Ralph Horween, a former star at Harvard, who played under the assumed name of B. McMahon. A Cardinal from 1921–22, Horween scored two rushing touchdowns during his three-year career in the days of leather helmets without face masks, numberless sweater jerseys, and $40 paychecks.

In 1922, a team from Racine, WI joined the NFL, prompting the Cardinals to change their name to the Chicago Cardinals. The same year, the Cardinals also moved into their new home in Comiskey Park, which they would share with baseball's White Sox for 37 years.

Under new Head Coach Norman Barry, the Cardinals outdistanced a field of 20 teams to win their first NFL Championship in 1925 by virtue of the league's best record (the NFL did not begin postseason play until 1933).

A Chicago physician, Dr. David Jones, purchased the team in 1929. In his first year of ownership, he coaxed legendary running back Ernie Nevers out of retirement to become player-coach. Still in his prime, the 26-year-old Nevers scored an NFL-record 40 points on six touchdowns and four extra points in an historic 40–6 victory over the cross-town Chicago Bears on Thanksgiving Day, 1929.

After guiding the Cardinals to a 16–14–3 combined record in three seasons, the legendary Nevers retired as both coach and player in 1932.

Nevers' departure also marked the arrival of a new club owner. Charles W. Bidwill, Sr., a vice president of the Bears, purchased the Cardinals in 1932 for Jones' asking price of $50,000. After Bidwill divested himself of his Bears' holdings, the franchise began a period of family ownership that continues to this day.

The team sorely missed Nevers' magic on the field and the Cardinals endured difficult years in the 1930s and early '40s. World War II hit the team heavily. The Cardinals lost their top passer, receiver, and lineman—Johnny Clement, Billy Dewell, and Joe Kuharich, respectively—to military service. In 1944 as a war-time emergency measure, the Cardinals combined with the Pittsburgh Steelers to play as one team. It was called Card-Pitt. Co-coached by the Cardinals' Phil Handler and the Steelers' Walt Kiesling, a former Cardinal guard, the team split its home games between Comiskey Park and Forbes Field in Pittsburgh, failing to win an outing in 10 tries.

Success finally returned following the war. In 1945, the arrival of University of Missouri quarterback Paul Christman trumpeted the team's conversion to the "T" formation. Fullback Pat Harder and

Cardinals owner Charles W. Bidwill, Sr. is a member of the Pro Football Hall of Fame.

THE 1947 CHAMPIONSHIP TEAM

halfback Elmer Angsman were added in 1946.

The 1947 Cardinals captured the Western Division title and took the NFL championship in a season that was bittersweet for the organization. Owner Charles Bidwill had been the club's leader since taking over as owner in 1933 and helped shepherd the NFL through "The Great Depression." However, his death in April of '47 deprived him of witnessing the club's first NFL crown in 22 years.

Still, Bidwill earned credit for fitting the final crucial piece into place to complete the Cardinals' famed "Million-Dollar Backfield." It was his unprecedented signing of University of Georgia All-America running back Charley Trippi for a then-unheard of $100,000 that finally put the Cardinals over the top.

Several key Cardinals were already in place for the championship run. In 1945, the organization drafted Paul Christman, a talented passer from Missouri, before adding Wisconsin fullback Pat Harder, Elmer Angsman of Notre Dame, and

end/defensive back Mal Kutner from Texas in '46. Another great end, Bill Dewell, had returned from military service for the '45 season. The staple of Jimmy Conzelman's ensemble was a relic from the late '30s, versatile Marshall "Biggie" Goldberg, an intuitive defensive back who was the first real free safety in pro football. Also a running back, Goldberg had enjoyed many productive days offensively, too, but they were mostly behind him when Conzelman began his second reign as the Cards' head man in '46.

Chicago started quickly in 1947 by winning its first three outings, including a 31–7 trouncing of the hated crosstown rival Bears. In week four, the Cardinals headed to Los Angeles and incurred their first loss of the season. Afterward, they tragically lost rookie punter Jeff Burkett who missed the game and the flight back to Chicago because of an emergency appendectomy. After several days recuperating, the United Airlines DC-6 taking him home crashed in Bryce Canyon, UT, killing the young star, who was the NFL's leading punter at the time.

Under that pall, the Cardinals climbed to 7–3 but were in the throes of a two-game losing streak heading to Philadelphia on December 7 for a critical game against the Eagles. Trailing 7–3 at the half, Chicago exploded for six second-half touchdowns, including two by Trippi, and held the powerful Steve Van Buren to just 44 yards rushing to grab a crucial 45–21 road win.

The victory deadlocked the Cards with the Bears and set-up a showdown in the regular season finale the following Sunday at hostile Wrigley Field.

The biggest play of the game came on the first snap. Conzelman designed a pass play that would isolate Bears' linebacker Mike Holovak one-on-one with speedster Boris "Babe" Dimancheff. Because his wife was expecting, Dimancheff missed the entire week of practice. Despite never running it in advance, the play worked to perfection as Dimancheff raced down the center of the field and caught Christman's perfect pass in stride for a touchdown. The Cardinals also intercepted four passes off legendary Bears quarterback Sid Luckman, converting two into touchdowns en route to a 30–21 win. The Western Division crown now in hand, the Cardinals prepared to play host to the league championship game a fortnight later (12/28/47) against Eastern Division powerhouse Philadelphia.

At a bitterly cold Comiskey Park, pre-kickoff controversy raged when it was discovered the Eagles attempted to get better footing on the concrete-like playing surface by sharpening and filing their cleats. A succession of penalties opened the game, infuriating Philadelphia Head Coach Earle "Greasy" Neale. Meanwhile, the Cardinals quietly had slipped into tennis shoes for the frigid affair.

The game was defined by Chicago's quick-openers, producing three long scoring runs from scrimmage—two 70-yarders by Angsman and a 44-yarder by Trippi. In the third quarter, Trippi returned a punt 75 yards for a touchdown. Angsman's thrilling fourth-quarter duplication of his second-period 70-yard touchdown strike enabled him to break the NFL championship Game record for rushing yards with 159. But Philadelphia fought evenly throughout with quarterback Tommy Thompson setting two playoff records on 27-of-44 passing for 297 yards. The Cardinals' 28–21 victory, however, wasn't secured until Goldberg's late-game

The 1947 Cardinals won the NFL Championship with a 10-3 overall record. They defeated the Philadelphia Eagles 28-21 at Chicago's Comiskey Park in the NFL's 15th title contest.



Marshall Goldberg sealed the 1947 championship game victory with a fourth quarter interception.

interception.

ON TO ST. LOUIS

Following her husband's passing in April of 1947, Violet Bidwill assumed control of the franchise for the next 15 years, a span that included a second consecutive Western Division championship, an appearance in the 1948 NFL championship game, a 7–0 loss at Philadelphia, and the transfer of the team from Chicago to St. Louis in 1960.

Upon Mrs. Bidwill's death in January of 1962, team control moved to sons Charles W. Bidwill, Jr. and William V. Bidwill. In 1972, the latter and his family gained sole ownership with William becoming managing general partner. On July 1, 1976, incorporation of the company was accomplished with Bidwill continuing as chief executive officer.

After 14 years in the city, the Cardinals brought their first division title to St. Louis in 1974. The Big Red captured the NFC Eastern Division flag under Head Coach Don Coryell and advanced to the playoffs with a 10–4 regular season record. The Cardinals lost to the Minnesota Vikings, 30–14, in their first playoff appearance since 1948. Again in 1975, Coryell provided St. Louis a division crown, but another playoff loss, this time to the Rams in Los Angeles, 35-23, ended the Cards' postseason dream in their first outing.

The Cardinals next appeared in the playoffs in 1982 when Head Coach Jim Hanifan's club lost a first-round game at Green Bay, 41–16. In 1984, an offensively explosive St. Louis team narrowly missed the playoffs—and the NFC Eastern Division title—with a 9–7 record. However, the Cardinals stumbled to a 5–11 mark in 1985, prompting Hanifan's dismissal and the hiring of long-time Dallas Cowboy assistant Gene Stallings as the team's new head coach.

ARIZONA

After 28 years in St. Louis, the Cardinals relocated to Arizona in the spring of 1988 and made Sun Devil Stadium on the campus of Arizona State University their new home.

Their first season in the Valley of the Sun began optimistically when the team raced to a 7–4 record and a share of the NFC Eastern Division lead. But untimely injuries struck, and a five-game losing streak ensued to finish the year, dashing hopes of the club's first postseason berth since 1982.

The Cardinals' new home provided club single-game (67,139 vs. Dallas in the Arizona inaugural game) and single-season (472,937) attendance records (since broken) in the team's first autumn in Arizona. All the Cardinals' franchise attendance records have been established since moving to the desert. The record-setting inaugural season attendance total was eclipsed in 1994 when 497,330 fans, or 62,166 per game, spun the Sun Devil Stadium turnstiles. All of those attendance marks, however, have been eclipsed since the team moved into State Farm Stadium.

On March 17, 1994, Bidwill announced his intention to change the name of the team to the Arizona Cardinals, and it was adopted unanimously by vote of NFL owners the following week.

The 1995 season marked another milestone when the Cardinals served as host team for Super Bowl XXX at Sun Devil Stadium on January 28, 1996.

The 1998 Arizona squad ended the franchise's 15-year playoff drought. Under Head Coach Vince Tobin and led by former ASU quarterback Jake Plummer, the '98 Cardinals earned a Wild Card berth by winning their last three games in dramatic fashion and each by a field goal or less – a 20-17 overtime win at Philadelphia, a 19-17 home win vs. New Orleans, and a playoff-clinching 16-13 home win over San Diego. The final game ended when Chris Jacke nailed a 52-yard field goal as time expired to win the game before a sold-out crowd at Sun Devil Stadium. The next week saw the team notch its first postseason victory since 1947 with a 20–7 win over the Cowboys at Texas Stadium. The thrilling ride ended with a 41-21 loss at Minnesota in the divisional playoffs the next week.

The 2000 season proved pivotal to the Cardinals' franchise. On Election Day, November 7, 2000, voters in Maricopa County passed Proposition 302, the Tourism and Sports Initiative, to help

fund a new stadium for the Cardinals, Fiesta Bowl, and future Super Bowls, in addition to providing revenue for Cactus League spring training baseball, tourism, and youth recreation. The 454,785 "yes" votes spelled a plurality of 33,123 votes (51.89 percent).

The attention of the sports world and beyond turned to Arizona safety Pat Tillman in 2002 when he quietly and nobly walked away from a lucrative career in pro football to enlist in the Army. Moved to action by the events of 9/11, Tillman joined the elite Army Rangers and, in April of 2004, was killed while serving in Afghanistan. His jersey number 40 became the fifth in team history to be retired.

In 2005, the Cardinals made NFL history by participating in the NFL's first-ever regular season game played outside the United States. On October 2, the Cards defeated the 49ers 31-14 before a crowd of 103,467 in Mexico City's Estadio Azteca, at the time the largest crowd ever to see an NFL regular season game.

The 2006 season marked the team's first at State Farm Stadium, recognized by BusinessWeek as one of the 10 most impressive sports facilities in the world. Since then, the world-class venue has attracted record crowds for the franchise and has allowed the team to sell out 144 games at the venue. On February 3, 2008, the stadium hosted Super Bowl XLII between the New York Giants and the New England Patriots.

The 2008 Cardinals turned in perhaps the most memorable season in franchise history, one that ended with the team's first-ever Super Bowl appearance. Arizona qualified for the postseason by clinching its first division title since 1975 and first-ever NFC West crown with a perfect 6-0 divisional record. As the division champs, the Cardinals hosted their first playoff game since 1947 and defeated Atlanta 30-24 in the Wild Card round. Arizona then traveled to Carolina where they faced the heavily favored Panthers but came away with a stunning 33-13 victory. The Cards returned home the following week to host the Philadelphia Eagles in the NFC Championship game and won their first-ever NFC title by defeating the Eagles 32-25. The victory also secured a date with Pittsburgh in Super Bowl XLIII from Tampa. Before what was then the largest audience in US television history, the Cardinals fell to the Steelers, 27-23. Down 20-7 entering the fourth quarter, Arizona made the biggest comeback in Super Bowl history, with a 64-yard touchdown pass from Kurt Warner to Larry Fitzgerald, giving the Cards a 23-20 lead with under 3:00 remaining. Pittsburgh responded with a 78-yard drive that ended with Santonio Holmes' tip-toe touchdown reception and the game's deciding score in one of the most exciting Super Bowls ever played.

An exciting chapter in franchise history began in January of 2013 when team President Michael Bidwill hired GM Steve Keim and Head Coach Bruce Arians nine days apart. Under the leadership of Bidwill, Keim and Arians, Arizona posted a 50-32-1 record, including postseason, which represents the most wins during any five-year span in franchise history. On January 1, 2018, Arians retired as the winningest head coach in club history. The 2015 season was a banner year for the organization as the team won the NFC West, set a franchise record for wins in the regular season (13) and earned the first postseason bye in team history.

A significant era in franchise history came to a close in 2019 when owner William V. Bidwill passed away in October, at the age of 88. His passing brought to an end a life-long association with the franchise, one that began as a ball boy in his hometown of Chicago and which spanned eight different decades.

The Cardinals made their first-ever Super Bowl appearance when they met the Pittsburgh Steelers in Super Bowl XLIII.

ALL-TIME ALPHABETICAL ROSTER

A

Abdullah, Hamza (S), Washington State.....2009-11
Aboushi, Oday (OL), Virginia.....2018
Abraham, John (LB), South Carolina.....2013-14
Acho, Sam (LB), Texas.....2011-14
Acker, Bill (DT), Texas.....1980-81
Adams, Henry (C), Pittsburgh.....1939
Adams, Michael (CB), Louisiana-Lafayette.....2007-12
Adams, Michael (CB), Arkansas State.....1989
Agudosi, Carlton (WR), Rutgers.....2017
Agee, Sam (B), Vanderbilt.....1938-39
Ahrens, Dave (LB), Wisconsin.....1981-84
Albert, Sergio (K), U.S. International.....1974
Albrecht, Art (T), Wisconsin.....1943
Albright, Bryson (LB), Miami (Ohio).....2017
Aldrich, Ki (C), Texas Christian..... 1939-40, '43
Aldridge, Melvin (S), Murray State.....1995
Alexander, Brent (DB), Tennessee State.....1994-97
Alexander, Lorenzo (LB), California.....2013-14
Alford, Mike (C), Auburn.....1965
Alford, Robert (CB), Southeastern Louisiana..... 2019-
Allen, Carl (DB), Southern Mississippi.....1977-82
Allen, Ed (E), Creighton.....1928
Allen, Ian (T), Purdue.....2005
Allen, Jeff (DB), Iowa State.....1971
Allen, Zach (DL), Boston College..... 2019-
Allerman, Kurt (LB), Penn State..... 1977-80, '82-84
Allison, Henry (T), San Diego State.....1975-77
Allton, Joe (T), Oklahoma.....1942, '44
Alvord, Steve (DT), Washington.....1987-88
Amerson, David (CB), North Carolina State.....2018
Anderson, Charley (E), Louisiana Tech.....1956
Anderson, Cliff (E), Indiana.....1952-53
Anderson, Damien (RB), Northwestern.....2002-05
Anderson, Derek (QB), Oregon State.....2010
Anderson, Donny (RB), Texas Tech.....1972-74
Anderson, Drew (QB), Murray State.....2019
Anderson, Ed (E), Notre Dame.....1922-25
Anderson, Ottis (RB), Miami (Fla.).....1979-86
Anderson, Ronnie (WR), Allegheny College (Pa.)..1998
Anderson, Stevie (WR), Grambling State.....1995-96
Anderson, Tazwell (E), Georgia Tech.....1961-64
Anderson, Warren (WR), West Virginia State.....1978
Andros, Plato (G), Oklahoma.....1947-50
Angle, Bob (B), Iowa State.....1950
Angsman, Elmer (B), Notre Dame.....1946-52
Apolskis, Ray (T), Marquette..... 1941-42, '45-50
Arapostathis, Evan (P/K), Eastern Illinois.....1986
Arenas, Javier (CB), Alabama.....2013
Armbrister, Thurston (LB), Miami.....2018
Arms, Lloyd (G), Oklahoma A&M.....1946-48
Arneson, Mark (LB), Arizona.....1972-80
Arnold, Dan (TE), Wisconsin-Platteville.....2019-20
Arrington, J.J. (RB), California.....2005-08
Arterburn, Elmer (B), Texas Tech.....1954
Ashton, Josh (RB), Tulsa.....1975
Atkins, Robert (DB), Grambling.....1968-69
Atkinson, Jess (K), Maryland.....1985
Auer, Howard (T), Michigan.....1933
Audick, Dan (G), Hawaii.....1977, '83
Austin, Kent (QB), Mississippi.....1986
Awalt, Robert (TE), San Diego State.....1987-89
Ayanbadejo, Obafemi (FB), San Diego State....2004-06

B

Babartsky, Al (T), Fordham..... 1938-39, '41-42
Babin, Jason (LB), Western Michigan.....2015
Badaczewski, John (G), Western Reserve.....1948
Badger, Brad (T), Stanford.....2007
Bagdon, Ed (G), Michigan State.....1950-51
Bailey, Claron "Monk" (DB), Utah.....1964-65
Bailey, Johnny (RB/KR), Texas A&I.....1992-93
Bailey, Rodney (DE), Ohio State.....2007
Baker, Al (DE), Colorado State.....1983-86
Baker, Budda (S), Washington..... 2017-
Baker, Charles (LB), New Mexico.....1980-87
Baker, Conway (T), Centenary..... 1936-43, '45
Baker, Mel (WR), Texas Southern.....1976
Baker, Roy (B), Southern California.....1929-30
Baker, Tony (RB), East Carolina.....1989
Bakken, Jim (K), Wisconsin.....1962-78
Balasz, Frank (B), Iowa.....1941, '45
Ballard, Jake (TE), Ohio State.....2013
Banjo, Chris (S), Southern Methodist..... 2019-
Banks, Jason (DE), Grambling.....2009
Banks, Tom (C), Auburn.....1971-80
Banks, Mike (TE), Iowa State.....2002-03
Bankston, Michael (DL), Sam Houston State....1992-97
Banonis, Vince (C), Detroit..... 1942, '46-50
Barber, Mike (WR), Marshall.....1989
Barefield, John (LB), Texas A&I.....1978-80
Barkley, Matt (QB), Southern California.....2015, '17
Barksdale, Joe (T), Louisiana State.....2018
Barnes, Khalif (T), Washington.....2017
Barnes, Lawrence (RB), Tennessee State.....1978
Barnes, Mike (DB), Texas-Arlington.....1967-68
Barnes, Pete (LB), Southern.....1973-75
Barni, Roy (B), San Francisco.....1952-53
Barr, Mike (P), Rutgers.....2007
Barrett, David (CB), Arkansas.....2000-03
Barrie, Sebastian (DT), Liberty.....1994
Barry, Norm (B), Notre Dame.....1921
Barry, Paul (B), Tulsa.....1954
Bartel, Richard (QB), Tarleton State.....2010-11
Bartu, Joplo (LB), Texas State.....2016
Bates, Mario (RB), Arizona State.....1998-99
Bates, Theodore (LB), Oregon State.....1960-62
Batiste, D'Anthony (T), Louisiana-Lafayette....2010-12
Baty, Greg (TE), Stanford.....1988
De'Vante Bausby (CB), Pittsburg St.....2020
Bausch, Jim (B), Kansas.....1933
Bavaro, David (LB), Syracuse.....1990
Baxley, Rob (T), Iowa.....1992-93
Baxter, Jarrod (FB), New Mexico.....2005
Bayless, Martin (DB), Bowling Green.....1984
Baylis, Evan (TE), Oregon.....2020
Baynham, Craig (RB), Georgia Tech.....1972
Beach, Pat (TE), Washington.....1993
Beachum, Kelvin (OL), SMU..... 2020-
Beal, Norm (DB), Missouri.....1962
Beathard, Pete (QB), Southern California.....1970-71
Beatty, Chuck (DB), North Texas State.....1972
Beauchamp, Al (LB), Southern.....1976
Becht, Anthony (TE), West Virginia.....2009
Beckman, Tom (DE), Michigan.....1972
Bedford, Vance (CB), Texas.....1982
Beinor, Ed (E), Notre Dame.....1940-41
Beisel, Monty (LB), Kansas State..... 2006-08, '09
Belden, Charles (B), None.....1929-31
Bell, Anthony (LB), Michigan State.....1986-90
Bell, Bob (DE), Cincinnati.....1974-78
Bell, Gordon (RB), Michigan.....1978-79
Bell, Marcus (DT), Memphis.....2001-03
Bell, Mark (WR), Colorado State.....1981
Bell, Yeremiah (S), Eastern Kentucky.....2013
Belton, Willie (RB), Maryland State.....1973-74
Benard, Marcus (LB), Jackson State.....2013-14
Bennett, Charles (B), None.....1933
Bennett, Tommy (S), UCLA.....1996-2000
Benwikere, Bené (CB), San Jose State.....2018
Bergen, Adam (TE), Lehigh.....2005-06
Berger, Mitch (P), Colorado.....2007
Bergerson, Gil (T), Oregon State.....1933
Bergold, Scott (DT), Wisconsin.....1985-86
Bernardi, Frank (B), Colorado.....1955-57
Berquist, Jay (G), Nebraska.....1927
Berry, Bertrand (DE), Notre Dame.....2004-09
Berry, Gil (B), Illinois.....1935
Bertagnolli, Libero (G), Washington (Mo.)....1942, '45
Bessillieu, Don (S), Georgia Tech.....1982
Bethea, Antoine (S), Howard.....2017-18
Bethel, Justin (CB), Presbyterian.....2012-17
Beuerlein, Steve (QB), Notre Dame.....1993-94
Bienemann, Troy (TE), Washington State.....2007
Bienemann, Tom (E), Drake.....1951-56
Bierria, Keishawn (LB), Washington.....2019
Bilbo, Jon (T), Mississippi.....1938-39
Bird, Steve (WR), Eastern Kentucky.....1983-84
Birdsong, Carl (P), Southwestern Oklahoma State..1981-85
Birlem, Keith (B), San Jose State.....1939
Bishop, Desmond (LB), California.....2014
Black, Tim (LB), Baylor.....1977
Blackburn, Bill (C), Rice.....1946-50
Blackson, Angelo (DT), Auburn.....2020
Blackstock, Darryl (LB), Virginia.....2005-07
Blackwell, Hal (B), South Carolina.....1945
Blair, Stanley (CB), Southeastern Oklahoma State..1990
Blake, Jeff (QB), East Carolina.....2003
Blanchard, Cary (K), Oklahoma State.....2000-01
Blazine, Tony (T), Illinois Wesleyan.....1935-40
Bliss, Homer (G), Washington & Jefferson.....1928
Blount, Eric (RB/KR), North Carolina.....1992-93
Blumenthal, Morris (B), Northwestern.....1925
Blumer, Herb (E), Missouri..... 1925-30, '33
Bock, Wayne (T), Illinois.....1957
Boehm, Evan (C/G), Missouri.....2016-17
Boggs, Taylor (G), Humboldt State.....2016
Bogue, George (B), Stanford.....1930
Bohlmann, Frank (G), Marquette.....1942
Bohm, Ron (DT), Illinois.....1987
Bojovic, Novo (K), Central Michigan.....1985
Boldin, Anquan (WR), Florida State.....2003-09
Bollinger, Brian (G), North Carolina.....1994
Bonelli, Ernie (B), Pittsburgh.....1945
Bonner, Sherdrick (QB), California State-Northridge 1999
Boone, Alex (G), Ohio State.....2017
Booth, Clarence (T), Southern Methodist.....1943
Booty, John (DB), Texas Christian.....1993
Borum, Jarvis (T), North Carolina State.....2001-02
Boso, Cap (TE), Illinois.....1986
Bostic, Joe (T), Clemson.....1979-89
Boston, David (WR), Ohio State.....1999-02
Boston, Tre (S), North Carolina.....2018
Bouie, Kevin (RB), Mississippi State.....1997
Bouka, Elie (CB), Calgary.....2016
Bova, Tony (E), St. Francis.....1944
Bowers, Andy (DE), Utah.....2001-02
Boyette, Garland (LB), Grambling State.....1962-63
Boyd, Bill (B), Westminster (Mo.).....1930-31
Boyd, Shane (QB), Kentucky.....2006
Boydston, Max (E), Oklahoma.....1955-58
Braden, Dave (G), Marquette.....1945
Bradford, Ronnie (CB), Colorado.....1996
Bradford, Sam (QB), Oklahoma.....2018
Bradley, Bill (DB), Texas.....1977
Bradley, Dave (G), Penn State.....1972
Bradley, Hal (E), Elon.....1938-39
Bradley, Hal (G), Iowa.....1928
Bradley, Melvin (LB), Arkansas.....1999
Bradley, Stewart (LB), Nebraska.....2011-12
Braham, Rich (G/T), West Virginia.....1994
Brahaney, Tom (C), Oklahoma.....1973-81
Braidwood, Charles (E), Tennessee-Chattanooga...1932
Branch, Alan (DT), Michigan.....2007-10
Branch, Tyvon (S), Connecticut.....2016-17
Braxton, David (LB), Wake Forest.....1990-93
Breaston, Steve (WR/PR), Michigan.....2007-10
Bredde, Bill (B), Oklahoma A&M.....1954
Brennan, MIke (G), Notre Dame.....1991
Brennan, Willis (T), None.....1920-27
Brett, Ed (E), Washington State.....1936
Brettschneider, Carl (LB), Iowa State.....1956-59
Brewer, Aaron (LS), San Diego State..... 2016-
Bridges, Jeremy (T), Southern Mississippi.. 2004-05, 09-12
Brim, Michael (CB), Virginia Union.....1988
Brinkley, Jasper (LB), South Carolina.....2013
Britton, Earl (B), Illinois.....1929
Brock, Fred (WR), Southern Mississippi.....1997-98
Brock Sr., Tramaine (CB), Belhaven College.....2019
Bronson, John (TE/FB), Penn State.....2005-2006
Brooks, Cariel (CB), Adams State.....2015
Brooks, Carlos (DB), Bowling Green.....1995
Brooks, Ethan (T), Williams (Mass.).....2000
Brooks, Jonathan (LB), Clemson.....1980
Brooks, Leo (DE), Texas.....1973-76
Brosky, Al (B), Illinois.....1954
Broughton, Nehemiah (FB), The Citadel.....2010
Brown, Chadrick (DE), Mississippi.....1993-95
Brown, Chuck (C/G), Houston.....1979-80
Brown, Cody (LB), Connecticut.....2009
Brown, Dave (QB), Duke.....1998-2001
Brown, Derek (TE), Notre Dame.....1999-00
Brown, Elton (G), Virginia.....2005-08
Brown, Hardy (LB), Tulsa.....1956
Brown, Ivory Lee (RB), Arkansas-Pine Bluff....1991-92
Brown, J.B. (DB), Maryland.....1998
Brown, Jaron (WR), Clemson.....2013-17
Brown, John (WR), Pittsburg State.....2014-17
Brown, Lance (DB), Indiana.....1995-96
Brown, Levi (T), Penn State.....2007-2013
Brown, Lomas (T), Florida.....1996-98
Brown, Miles (DL), Wofford.....2019-20
Brown, Milford (G), Florida State.....2006
Brown, Ralph (CB), Nebraska.....2007-09
Brown, Ray (T), Arkansas State.....1986-88
Brown, Robert (TE), Alcorn A&M.....1969-70
Brown, Rod (FB), North Carolina State.....1997-98
Brown, Ron (WR), Colorado.....1987
Brown, Rush (DT), Ball State.....1980-83
Brown, Terry (DB), Oklahoma State.....1969-70
Brown, Theotis (RB), UCLA.....1979-81
Brubaker, Dick (E), Ohio State.....1955, '57
Bruckner, Les (B), Michigan State.....1945
Brumm, Don (DE), Purdue..... 1963-69, '72
Brunner, Scott (QB), Delaware.....1985
Bryan, Jon (B), Chicago.....1922
Bryant, Charlie (RB), Allen (S.C.).....1966-67
Bryant, Christian (S), Ohio State.....2016
Bryant, Chuck (E), Ohio State.....1962
Bryant, Red (DT), Texas A&M.....2015
Bryant, Wendell (DT), Wisconsin.....2002-04
Bucannon, Deone ($LB), Washington State....2014-18
Buck, Mike (QB), Maine.....1995
Buckeye, Garland (T), None.....1920-24
Bucklin, Tom (B), Idaho.....1927
Buczkowski, Bob (DT), Pittsburgh.....1989

Bukant, Joe (B), Washington (Mo.) 1942-43
Bulger, Chet (T), Auburn . . . . . 1942-43, '45-49
Bullard, Jonathan (DL), Florida 2019
Bulman, Tim (DT), Boston College 2005
Bundy, Marquis (WR), New Mexico 2016
Burch, John (RB), Tennessee-Martin 1989
Burke, Anthony (DT), Minnesota 1987
Burke, Thomas (DE), Wisconsin 1999-02
Burkett, Jeff (E), Louisiana State 1947
Burl, Alex (B), Colorado A&M 1956
Burnett, Ray (B), None 1938
Burnett, Victor (DE), Fresno State 1987
Burns, Leon (RB), California State-Long Beach 1972
Burnstein, Brent (DT), Arizona State 1997
Burson, Jim (DB), Auburn 1963-67
Burton, Ron (LB), North Carolina 1989
Bush, Michael (RB), Louisville 2014
Bush, Steve (TE), Arizona State 2001-03
Busler, Ray (T), Marquette . . . . . 1940-41, '45
Busse, Ellis (B), Chicago 1929
Butler, Crezdon (CB), Clemson 2011-12
Butler, Drew (P), Georgia 2014-16
Butler, Hakeem (WR), Iowa State 2019
Butler, Jim (RB), Edward Waters (Fla.) 1972
Butler, John (B), Tennessee 1944
Butler, Kevin (K), Georgia 1996-97
Butler, Victor (LB), Oregon State 2014
Butts, Ed (B), Chico State 1929
Butz, Dave (DE), Purdue 1973-74
Byrd, Damiere (WR), South Carolina 2019
Byrd, Dominique (TE), Southern California 2009
Byrd, LaRon (WR), Miami (Fla.) 2012-13
Bynes, Josh (LB), Auburn 2017-18

C

Cahill, Ron (B), Holy Cross 1943
Cain, Jim (E), Alabama 1949
Cain, J.V. (WR/TE), Colorado 1974-77
Caldwell, Mike (LB), Middle Tennessee State 1997
Camarillo, Rich (P), Washington 1989-93
Campana, Al (B), Youngstown State 1953
Campbell, Bill (G), Oklahoma 1945-49
Campbell, Calais (DE/DT), Miami (Fla.) 2008-16
Campbell, De'Vondre (LB), Minnesota 2020
Campbell, Mark (DT), Florida 1997
Canaday, Kameron (LS), Portland State 2016
Cantor, Leo (B), UCLA 1945
Cantu, Rolando (G), ITESM Monterrey 2005-06
Carey, Joe (G), None 1920
Carlson, John (TE), Notre Dame 2014
Carlson, Hal (G), DePaul 1937
Carpenter, Chad (WR), Washington State 1997-99
Carpenter, Steve (DB), Western Illinois 1981
Carr, Jim (B), Morris Harvey . . . . . 1955, '57
Carr, Lydell (FB), Oklahoma 1989
Carrell, Duane (P), Florida State 1977
Carter, Carl (CB), Texas Tech 1986-89
Carson, Glenn (LB), Penn State 2014
Carter, David (DT), UCLA 2011-2012
Carter, Dyshod (CB), Kansas State 2004-05
Carter, Joe (E), Southern Methodist 1945
Carter, Pat (TE), Florida State 1996-97
Carter, Ross (G), Oregon 1936-39
Carter, Willie (B), Tennessee State 1953
Case, Stoney (QB), New Mexico 1995-98
Cason, Antoine (CB), Arizona 2013
Castille, Tim (FB), Alabama 2008
Catanzaro, Chandler (K), Clemson 2014-16
Cater, Greg (P), Tennessee-Chattanooga 1986-87
Caywood, Les (G), St. John's (N.Y.) 1931
Cecil, Chuck (FS), Arizona 1993
Celestin, Oliver (SS), Texas Southern 2007-08
Centers, Larry (RB), Stephen F. Austin 1990-98
Chachere, Andre (CB), San Jose State 2019
Chamberlin, Guy (C), Nebraska 1927
Chandler, Al (TE), Oklahoma 1978-79
Chandler, Chris (QB), Washington 1991-93
Chapura, Dick (DT), Missouri 1990
Charpier, Len (B), Illinois 1921
Chappell, Leon (G), None 1920-21
Chavous, Corey (DB), Vanderbilt 1998-2001
Cheatham, Lloyd (QB), Auburn 1942
Cherry, Ed (B), Hardin-Simmons 1938-39
Chickillo, Nick (G), Miami (Fla.) 1953
Childress, Joe (RB), Auburn . . . . . 1960, '62-65
Childs, Jim (WR), California Poly-San Luis Obispo . . 1978-80
Chilton, Gene (C), Texas 1986-87
Chisick, Andy (C), Villanova 1940-41
Christenson, Marty (B), Minnesota 1940
Christian, Gerald (TE), Louisville 2015
Christian, Marqui (S), Midwestern State 2016
Christman, Paul (QB), Missouri 1945-49
Christopherson, Ryan (FB), Wyoming 1996
Ciccone, Ben (C), Duquesne 1942
Clancy, Kendrick (DT), Mississippi 2006
Clancy, Sean (LB), Amherst 1979-80
Clark, Beryl (B), Oklahoma 1940
Clark, Bill (G), None 1920
Clark, Charles (G), Harvard 1924
Clark, Ernie (LB), Michigan State 1968
Clark, Gary (WR), James Madison 1993-94
Clark, Jessie (RB), Arkansas 1988-89
Clark, Jon (T), Temple 1998-00
Clark, Randy (C), Northern Illinois 1980-86
Clasby, Bob (DE), Notre Dame 1986-90
Clatt, Corwin (B), Notre Dame 1948-49
Clausell, Blaine (OL), Mississippi State 2018
Claxton, Ben (C), Mississippi 2009-10
Clay, Charles (TE), Tulsa 2019
Claypool, Ralph (C), Purdue . . . . . 1925-26, '28
Clayton, Ralph (WR), Michigan 1981
Clement, Anthony (T), Southwestern Louisiana . . 1998-04
Clement, John (B), Southern Methodist 1941
Clemons, Chris (S), Clemson 2014-15
Cobb, Tom (T), Arkansas 1931
Cobbins, Lyron (LB), Notre Dame 1997
Cochran, Antonio (DE), Georgia 2005
Cochran, John (B), Wake Forest 1947-50
Coder, Ron (G), Penn State 1980
Cody, Mac (WR), Memphis 1999-00
Coffee, Jim (B), Louisiana State 1937-38
Colbert, Rondy (DB), Lamar 1977
Cole, Mason (OL), Michigan 2018-20
Coleman, Ben (T/G), Wake Forest 1993-95
Coleman, Derrick (FB), UCLA 2018
Coleman, Sidney (LB), Southern Mississippi 1991
Coley, Trevon (DL), Florida Atlantic 2020
Colhouer, Jake (G), Oklahoma A&M 1946-48
Colledge, Daryn (G), Boise State 2011-13
Collier, Tim (CB), East Texas State 1980-81
Collins, George (C), Georgia 1978-82
Collins, Paul (B), Missouri 1945
Combs, Chris (TE), New Mexico 1980-81
Compton, Ogden (QB), Hardin-Simmons 1955
Conley, Steve (LB), Kansas 1972
Conoly, Bill (G), Texas 1946
Conrad, Bobby Joe (FL), Texas A&M 1960-68
Considine, Sean (S), Iowa 2011
Cook, Dave (B), Illinois 1934-36
Cook, Edward (G/T), Notre Dame 1960-65
Cook, Michael (T), Boston College 2001
Coomer, Joe (T), Stephen F. Austin 1947-49
Cooper, Chris (DE), Nebraska-Omaha 2006-07
Cooper, Jonathan (G), North Carolina 2013-15
Cooper, Marcus (CB), Rutgers 2016
Cooper, Pharoh (WR), South Carolina 2018-19
Coppage, Al (E), Oklahoma 1940-42
Cosner, Don (B), Montana State 1939
Cotton, Barney (G), Nebraska 1980-82
Cousins, Jomo (DE), Florida A&M 1998
Cowan, Larry (RB), Jackson State 1987
Cowhig, Jerry (B), Notre Dame 1950
Crabtree, Michael (WR), Texas Tech 2019
Crangle, John (B), Illinois 1923
Crass, Bill (B), Louisiana State 1937
Creighton, Milan (E), Arkansas 1931-37
Crenshaw, Willis (FB), Kansas State 1964-69
Criswell, Kirby (DE), Kansas 1980-81
Crittendon, John (E), Wayne State 1954
Cromartie, Antonio (CB), Florida State 2014
Croom, Larry (RB), Nevada-Las Vegas 2004
Cross, Bill (B), West Texas State 1951-53
Cross, Bob (T), Stephen F. Austin 1958-59
Crow, John David (RB), Texas A&M 1958-64
Crow, Lindon (DB), Southern California 1955-57
Crowder, Earl (B), Oklahoma 1939
Crum, Bob (DE), Arizona 1974
Crump, Dwayne (DB), Fresno State 1973-76
Cuff, Ward (B), Marquette 1946
Culpepper, Edward (G), Alabama 1958-60
Cunningham, Ed (C), Washington 1992-95
Cunningham, Eric (G), Penn State 1980
Cunningham, Korey (OL), Cincinnati 2018
Cunningham, Rick (T), Texas A&M 1992-94
Cuozzo, Gary (QB), Virginia 1972
Cuppoletti, Bree (G), Oregon 1934-38
Curcillo, Tony (B), Ohio State 1953
Curran, Harry (B), Boston College 1920-21
Currie, Herschel (DB), Oregon State 1994
Currivan, Don (E), Boston College 1943
Curry, Clarence (CB), Villanova 2004
Curtis, Travis (FS), West Virginia 1987-88
Curzon, Harry (B), None 1928

D

Daanen, Jerry (WR), Miami (Fla.) 1968-70
Daddio, Bill (E), Pittsburgh 1941-42
Dafney, Bernard (G), Tennessee 1995
Dahms, Tom (T), San Diego State 1956
Daniels, Darrell (TE), Washington 2018-
Daniels, Jerome (G), Northeastern 1997-99
Dansby, Karlos (LB), Auburn . . . . . 2004-09, '13, '17
Darby, Matt (S), UCLA 1996-97
Dardar, Ramsey (DT), Louisiana State 1983-84
Darling, James (LB), Washington State 2003
Davey, Rohan (RB), Louisiana State 2005
Davidds-Garrido, Norberto (T), Southern California . 2000
Davidson, Joe (G), Colgate 1928
Davis, Bill (T), Texas Tech 1940-41
Davis, Billy (DB), Clemson 1984
Davis, Cedric (CB), Tennessee State 1995
Davis, Charlie (DT), Texas Christian 1975-79
Davis, Dexter (DB), Clemson 1991-93
Davis, Greg (K), Citadel 1991-96
Davis, Jalen (CB), Utah State 2019
Davis, Jerry (B), Southeast Louisiana 1948-51
Davis, Leonard (T), Texas 2001-06
Davis, Paul (LB), North Carolina 1983
Davis, Ray "Hermit" (E), Birmingham-Southern 1935
Davis, Reuben (DE), North Carolina 1992-93
Davis, Ron (DE), Virginia State 1973
Davis, Russell (DT), North Carolina 2000-05
Davis, Wayne (LB), Alabama 1987-88
Davis, Will (LB), Illinois 2009-10
Dawson, Doug (G), Texas 1984-86
Dawson, Mike (DT), Arizona 1976-82
Dawson, Phil (K), Texas 2017-18
Day, Thomas (G), North Carolina A&T 1960
DeCorrevant, Bill (B), Northwestern 1947-48
DeGraffenreid, Allen (OL), Vanderbilt 1997-98
Delevan, Burt (T), Pacific 1955-56
Del Greco, Al (K), Auburn 1987-90
DeMarco, Bob (G/C), Dayton 1961-69
Demens, Kenny (LB), Michigan 2013-15
DesJardien, Paul (G), Chicago 1920
Deskin, Versil (E), Drake 1935-39
DeStefano, Fred (B), Northwestern 1924-25
Detwiler, Chuck (S), Utah State 1973
DeValve, Seth (TE), Princeton 2020
Devlin, Mike (C), Iowa 1996-99
Dewell, Bill (E), Southern Methodist . . . 1940-41, '45-49
Dexter, James (T), South Carolina 1996-99
Diamond, Lorenzo (TE), Auburn 2004
DiBernardo, Rick (LB), Notre Dame 1986
Dickson, Paul (DT), Baylor 1971
Diehl, Charles (G), Idaho 1930-31
Dierdorf, Dan (G/T), Michigan 1971-83
Dill, Scott (T), Memphis State 1988-89
Dimancheff, Babe (B), Purdue 1947-50
Dishman, Chris (G), Nebraska 1997-2003
Dittrich, John (G), Wisconsin 1956
Dixon, Brian (CB), NW Missouri State 2016
Dobler, Conrad (G), Wyoming 1972-77
Dockett, Darnell (DT), Florida State 2004-14
Dogbe, Michael (DL), Temple 2019-
Donckers, Bill (QB), San Diego State 1976-77
Doolan, John (B), Georgetown 1947-48
Dora, Vontarrius (LB), Louisiana Tech 2018-19
Dorris, Andy (DE), New Mexico State 1973
Doucet, Early (WR), Louisiana State 2008-12
Douds, Forrest (T), Washington & Jefferson 1932
Dougherty, Phil (C), Santa Clara 1938
Dove, Bob (E), Notre Dame 1948-53
Dowdell, Marcus (WR), Tennessee State 1995-96
Dowell, Gwyn (B), Texas Tech 1935-36
Dowling, Pat (E), DePaul 1929
Downs, Michael (FS), Rice 1989
Doyle, Ted (E), Nebraska 1944
Drake, Kenyan (RB), Alabama 2019-20
Drake, Kevin (WR), Alabama-Birmingham 1998
Drake, Jerry (DT), Hastings (Neb.) 1995-00
Dray, Jim (TE), Stanford . . . . . 2010-13, '17
Drescher, Justin (LS), Colorado 2017
Driscoll, John "Paddy" (B), Northwestern 1920-25
Driskill, Joseph (DB), Northeast Louisiana 1960-61
Druis, Al (B), Temple 1945-46
Duda, Mark (DT), Maryland 1983-87
Duerson, Dave (DB), Notre Dame 1991-93
Dugan, Len (C), Wichita 1937-39
Duggan, Gil (T), Oklahoma . . . . . 1942-43, '45
Duggins, George (E), Purdue 1934
Dukes, Jamie (C), Florida State 1995
Dulin, Gary (DE), Ohio State 1986-87
Dunbar, Karl (DE), Louisiana State 1994-95
Duncan, Clyde (WR), Tennessee 1984-85
Duncan, Tim (K), Oklahoma 2002-03
Duncum, Bobby (T), West Texas State 1968
Dunn, Joe (B), Marquette 1925-26
Dunstan, Elwyn (T), Portland 1938-39
Dupre, Malachai (WR), Louisiana State 2018
Duren, Clarence (S), California 1973-76
Durko, John (E), Albright 1945
Dwyer, Jonathan (RB), Georgia Tech 2014
Dwyer, Nate (DT), Kansas 2002

Dye, Ernest (G), South Carolina 1993-96
Dykes, Keilen (DT), West Virginia 2009-10
Dysert, Zac (QB), Miami (Ohio).....2016

E

Eason, Nick (DT), Clemson 2011-12
Eason, Nijrell (DB), Arizona State.....2002
Eaton, Tracey (S), Portland State 1990
Ebli, Ray (E), Notre Dame 1942
Echols, Fate (T), Northwestern 1962-63
Eckl, Bob (T), Wisconsin 1945
Edmonds, Chase (RB), Fordham 2018-
Edwards, Anthony (WR), New Mexico Highlands .1991-98
Edwards, Cid (RB), Tennessee State.....1968-71
Edwards, Eric (TE), Louisiana State 2004-05
Egan, Dick (E), Wilmington 1920-23
Eggers, Doug (LB), South Dakota State 1958
Eikenberg, Charles (QB), Rice.....1948
Eliopulos, Jim (LB), Wyoming.....1983
Elkins, Fait (B), Marshall 1939
Ellington, Andre (RB), Clemson.....2013-17
Ellington, Dante (T), Alabama 2005
Ellis, Walt (T), Detroit.....1926-27
Ellstrom, Marv (B), Oklahoma.....1936
Ellzey, Charles (C), Southern Mississippi.....1960-61
Elwell, Jack (E), Purdue.....1962
Emerson, Vernon (T), Minnesota-Duluth.....1969-71
Engebretsen, Paul (G), Northwestern 1933
England, Eric (DE), Texas A&M 1994-96
Enich, Steve (G), Marquette.....1945
Erickson, Hal (B), Washington & Jefferson.....1925-28
Erickson, Mickey (C), Northwestern 1930-31
Esiason, Boomer (QB), Maryland.....1996
Esser, Clarence (E), Wisconsin.....1947
Etcheverry, Sam (QB), Denver.....1961-62
Euhus, Tim (TE), Oregon State 2007
Evans, Dick (E), Iowa 1940-43
Evans, Earl (T), Harvard.....1925
Evans, Scott (DL), Oklahoma 1991

F

Failing, Fred (G), Central Junior College (Kan.).....1930
Fain, Richard (DB), Florida.....1991
Fanaika, Paul (G), Arizona State 2013-14
Faneca, Alan (G), Louisiana State.....2010
Fanucci, Ledio (T), Fresno State 1954
Fann, Chad (TE), Florida A&M.....1993-95
Farmer, Ted (RB), Oregon.....1978
Farr, Miller (DB), Wichita State.....1970-72
Fatafehi, Mario (DT), Kansas State 2001-02
Faulk, Trev (LB), Louisiana State 2002-03
Faulkner, Jeff (DE), Southern 1991-92
Fauria, Joseph (TE), UCLA 2015
Faust, George (B), Minnesota.....1939
Favron, Calvin (LB), Southeast Louisiana.....1979-82
Feagles, Jeff (P), Miami (Fla.) 1994-97
Feely, Jay (K), Michigan 2010-13
Fells, Darren (TE), California-Irvine.....2014-16
Ferrell, Earl (RB), East Tennessee State 1982-89
Ferri, Diamond (RB), Syracuse 2006
Ferry, Lou (T), Villanova 1951
Field, Amod (WR), Montclair State 1990-91
Field, Doak (LB), Baylor 1982
Field, Harry (T), Oregon State.....1934-36
Fife, Ralph (G), Pittsburgh.....1942, '45
Fina, John (T), Arizona 2002
Finn, Bernie (B), Holy Cross.....1932
Finnie, Roger (T), Florida A&M 1973-78
Finnin, Tom (T), Detroit 1957
Fischer, Bill (T), Notre Dame 1949-53
Fischer, Pat (DB), Nebraska 1961-67
Fisher, Ev (B), Santa Clara 1938-39
Fisher, Levar (LB), North Carolina State.....2002-03
Fisher, Mike (WR), Baylor.....1981
Fiske, Max (B), DePaul.....1937
Fitts, Kylie (LB), Utah 2019-
Fitzgerald, Larry (WR), Pittsburgh 2004-
Fitzgibbon, Paul (B), Creighton 1928
Flagler, Terrence (RB), Clemson.....1990-91
Flanagan, Latham (E), Carnegie Tech.....1931
Fleming, Antonio (G), Georgia 1998
Fleming, Jamell (CB), Oklahoma 2012-13
Flenniken, Max (B), Geneva 1930
Florence, Paul (E), Loyola (Ill.).....1920
Floyd, Eric (G), Auburn 1995
Floyd, John (WR), Northeast Louisiana 1981
Floyd, Michael (WR), Notre Dame 2012-16
Folston, James (LB), Northeast Louisiana.....1999-2000
Folz, Art (B), Chicago 1923-25
Foote, Larry (LB), Michigan 2014
Ford, Rudy (S/CB), Auburn.....2017-19
Forney, Phil (LB), East Tennessee State 1987
Foster, D.J. (RB), Arizona State 2017-20
Foster, Larry (WR), Louisiana State 2003
Foster, Ralph (T), Oklahoma A&M 1945-46
Fotu, Leki (DL), Utah 2020-
Fox, Chas (WR), Furman.....1986
Francis, Gene (B), Chicago.....1926
Francisco, Aaron (S), Brigham Young.....2005-08
Franklin, George (RB), Texas A&I 1977-78
Fredrickson, Rob (LB), Michigan State.....1999-02
Freeney, Dwight (LB), Syracuse.....2015
Fritsch, Ernest (C), Detroit.....1960
Fua, Alani (LB), Brigham Young 2015-16
Fugler, Dick (T), Tulane 1954
Fuller, Frank (DT), Kentucky 1959-62
Fuller, Larry (B), None.....1945
Fullington, John (G), Washington State.....2015
Furrer, Will (QB), Virginia Tech 1993

G

Gabbert, Blaine (QB), Missouri 2017
Gaillard, Lamont (OL), Georgia 2019-
Gaines, Wendall (TE/DT), Oklahoma State.....1994-95
Gainor, Charles (E), North Dakota 1939
Gallery, Jim (K), Minnesota 1987
Galloway, David (DT), Florida 1982-89
Gambrell, Billy (E), South Carolina 1963-67
Gandy, Mike (T), Notre Dame 2007-09
Garalczyk, Mark (DT), Western Michigan.....1987-88
Garcia, Frank (G/C), Washington.....2003
Garcia, Max (OL), Florida 2019-
Gardeck, Dennis (LB), Sioux Falls 2018-
Garlich, Chris (LB), Missouri.....1979
Garza, Sammy (QB), Texas-El Paso.....1987
Gasparella, Joe (B), Notre Dame.....1951
Gaston, Bruce (NT), Purdue 2014
Gatewood, Curtis (LB), Vanderbilt.....2010
Gautt, Prentice (RB), Oklahoma 1961-67
Gay, Bill (B), Notre Dame.....1951-52
Gay, William (CB), Louisville.....2012
Gedney, Chris (TE), Syracuse ..... 1997-98, '00
Gehrke, Fred (B), Utah 1950
Gelbaugh, Stan (QB), Maryland.....1991
George, Steve (DT), Houston 1974
Geri, Joe (B), Georgia 1952
German, Jim (B), Centre 1940
Gersbach, Carl (LB), West Chester State.....1976
Ghersanich, Vernon (G), Auburn 1943
Gibbons, Austin (C), DePaul.....1929
Giblin, Robert (DB), Houston.....1977
Gibson, Mike (G/C), California 2012-13
Gilbert, Freddie (DE), Georgia.....1989
Gilbert, Marcus (OL), Florida.....2019-20
Gilchrist, George (T), Tennessee State.....1953
Gill, Randy (LB), San Jose State 1978
Gillen, John (LB), Illinois 1981-82
Gillette, Walker (WR), Richmond.....1972-73
Gilliam, John (WR), South Carolina State.....1969-71
Gillies, Fred (T), Cornell.....1920-28
Gillis, Don (C), Rice 1958-61
Gilmore, Bryan (WR), Midwestern State (Tex.).....2000-03
Ginn Jr., Ted (WR), Ohio State 2014
Giordano, Dan (LB), Cincinnati.....2013
Glassgow, Willis (B), Iowa 1931
Glennon, Mike (QB), North Carolina State 2018
Glick, Frederick (DB), Colorado A&M 1960-61
Goble, Les (B), Alfred 1954-55
Goldberg, Marshall "Biggie" (B/DB), Pittsburgh .. 1939-40, '46-48
Golden, Brittan (WR), West Texas A&M 2013-17
Golden, Markus (LB), Missouri .....2015-18, '20-
Golditch, Zack (OL), Colorado State.....2018
Goldman, Sam (E), Ohio State 1948
Goldsberry, John (T), Indiana.....1949-50
Gonzalez, Zane (K), Arizona State.....2018-20
Goode, Irv (G/C), Kentucky 1962-71
Goode, John (TE), Youngstown State.....1984
Gooden, Zaviar (LB), Missouri.....2016
Goodman, Aubrey (T), Chicago 1927
Goodman, Don (RB), Cincinnati 1987
Goodspeed, Mark (T), Nebraska.....1980
Goodwin, C.J. (CB), California (PA) 2017
Gordon, Bob (B), Tennessee.....1958
Gordon, Lou (T), Illinois 1930-35
Gorin, Brandon (T), Purdue 2006
Goss, Jason (CB), Texas Christian 2003
Gossett, Colby (OL), Appalachian State 2018
Grace, Steve (C), Arizona.....2002-03
Graham, Aaron (C), Nebraska 1996-99
Graham, Al (G), None 1932-33
Graham, Ben (P), Deakin (Australia) 2008-11
Graham, Kent (QB), Ohio State.....1996-97
Gramatica, Bill (K), South Florida 2001-03
Granger, Charles (G/T), Southern.....1961
Grant, Hugh (B), St. Mary's (Calif.) 1928
Gray, Cecil (G/T), North Carolina.....1995
Gray, Earnest (WR), Memphis State 1985
Gray, Ken (G), Howard Payne 1958-69
Gray, Mel (WR), Missouri 1971-82
Gray, Oscar (FB), Arkansas 1995
Gray, Tim (DB), Texas A&M.....1975
Graybill, Mike (T), Boston University.....1990
Green, Eric (CB), Virginia Tech 2005-08
Green, Justin (FB), Montana 2009
Green, Marshay (CB), Mississippi.....2011
Green, Roy (DB/WR), Henderson State.....1979-90
Greene, Doug (DB), Texas A&I 1978
Greene, Ed (E), Loyola (Ill.).....1926-27
Greene, Frank (B), Tulsa 1934
Greene, Ken (DB), Washington State 1978-82
Greer, Curtis (DE), Michigan.....1980-87
Greisen, Chris (QB), Northwest Missouri State. .1999-01
Gresham, Jermaine (TE), Oklahoma 2015-18
Grice, Marion (RB), Arizona State 2014
Griffin, Bob (C/G), Arkansas.....1961
Griffin, Jeff (CB), Utah 1981-85
Griffith, Homer (B), Southern California.....1934
Griffith, Robert (FS), San Diego State 2005-06
Grigas, John (B), Holy Cross.....1943-44
Groom, Jerry (C), Notre Dame.....1951-55
Grooms, Elois (DE), Tennessee Tech.....1982-85
Grosvernor, George (B), Colorado 1936-37
Groves, Quentin (LB), Auburn.....2012
Gruttadauria, Mike (C), Central Florida.....2000-02
Guglielmi, Ralph (QB), Notre Dame 1961
Guidry, Kevin (CB), Louisiana State.....1989
Gunter, Rodney (DT), Delaware State.....2015-19
Guynes, Thomas (T), Michigan 1997-98

H

Haayer, Adam (G/T), Minnesota 2005
Hackbart, Dale (DB), Wisconsin 1971-72
Hadd, Gary (DT), Minnesota 1989
Hadnot, Rex (G), Houston 2010-11
Haggans, Clark (LB), Colorado State 2008-11
Hairston, Carl (DT), Maryland-Eastern Shore 1990
Hall, John (B), Texas Christian ..... 1940-41, '43
Hall, Ken (RB), Texas A&M.....1959, '61
Hall, Max (QB), Brigham Young 2010-11
Halloran, Shawn (QB), Boston College.....1987
Halstrom, Bernie (B), Illinois.....1920-21
Hambrick, Troy (RB), Savannah State 2004
Hamilton, Lawrence (WR), Stephen F. Austin 2004
Hammack, Malcolm (RB), Florida.....1955, 57-66
Hammond, Gary (WR), Southern Methodist.....1973-76
Handler, Phil (G), Texas Christian 1930-36
Hanke, Carl (E), Minnesota.....1924
Hanlon, Bob (B), Loras 1948
Hansen, Cliff (B), Luther 1933
Hanson, Homer (G), Kansas State 1935-36
Harder, Pat (B), Wisconsin.....1946-50
Hardy, Darryl (LB), Tennessee.....1994-95
Hardy, Jim (B), Southern California.....1949-51
Hardy, Terry (TE), Southern Mississippi 1998-2001
Hargrove, Jim (LB), Howard Payne 1971-72
Harmon, Ham (C), Tulsa.....1937
Harrell, Willard (RB), Pacific.....1978-84
Harrington, Perry (RB), Jackson State 1984-85
Harris, Bob (LB), Auburn.....1983-85
Harris, Ike (WR), Iowa State 1975-77
Harris, Kenny (DB), North Carolina State 1997
Harris, Odie (DB), Sam Houston State 1992-94
Harris, Quentin (DB), Syracuse 2002-05
Harris, William (TE), Bishop 1987
Harrison, Reggie (RB), Cincinnati 1974
Hart, Jim (QB), Southern Illinois 1966-83
Hart, Lawrence (TE), Southern 2001
Hartfield, Trevon (CB/S), SW Oklahoma State 2016
Hartle, Greg (LB), Newberry (S.C.).....1974-76
Hartong, George (G), Chicago.....1924
Hartshorn, Larry (G), Kansas State 1955
Harvey, Frank (FB), Georgia 1994
Harvey, Ken (LB), California.....1988-93
Hasselbeck, Tim (QB), Boston College 2007
Hatley, John (G), Sul Ross State.....1954-55
Hauser, Art (G), Xavier 1959
Hayden, Leo (RB), Ohio State.....1972-73
Hayes, Gerald (LB), Pittsburgh 2003-10
Hayes, Jarius (TE), North Alabama .....1996, '98
Healy, Chip (LB), Vanderbilt.....1969-70
Heap, Todd (TE), Arizona State.....2011-12
Hearst, Garrison (RB), Georgia 1993-95
Heater, Don (RB), Montana Tech.....1972
Heflin, Victor (DB), Delaware State.....1983
Heidel, Jimmy (DB), Mississippi 1966
Henesey, Brian (RB), Bucknell 1994
Henke, Ed (DE), South Carolina.....1961-63
Hennessey, Jerry (E), Santa Clara 1950-51
Henry, Steve (DB), Emporia State 1979-80
Heron, Fred (DT), San Jose State 1966-72
Hickman, Larry (B), Baylor.....1959
Hicks, Jordan (LB), Texas..... 2019-
Higgins, Jim (G), Trinity Texas 1941
Higgins, Tom (T), North Carolina.....1953

Higgs, Mark (RB), Kentucky 1994-95
Highsmith, Ali (LB), Louisiana State 2008-09
Hightower, Tim (RB), Richmond 2008-10
Hill, Bronson (RB), Eastern Michigan. 2017
Hill, Don (B), Stanford 1929
Hill, Eric (LB), Louisiana State 1989-97
Hill, Irv (B), Trinity (Tex.) 1931-32
Hill, James (DB), Sam Houston State 1960-64
Hill, King (QB), Rice 1960-69
Hill, Randal (WR), Miami (Fla.). 1991-94
Hill, Renaldo (CB), Michigan State 2001-04
Hillebrand, Jerry (LB), Colorado 1967
Hinchman, Hub (B), Butler 1933-34
Hoage, Terry (S), Georgia. 1994-96
Hobley, Liffort (DB), Louisiana State. 1985
Hobson, Victor (LB), Michigan 2008
Hock, John (T), Santa Clara 1950
Hodel, Nathan (LS), Illinois 2001-08
Hodges, Gerald (LB), Penn State. 2018
Hodgins, James (FB), San Jose State. 2003-05
Hoel, Bob (G), Pittsburgh 1937-38
Hoey, George (DB), Michigan 1971
Hoffman, John (DE), Hawaii. 1972
Hogan, Tom (T), Detroit 1926
Hogeboom, Gary (QB), Central Michigan 1989
Hogland, Doug (G), Oregon State 1956-58
Hogue, Murrell (T), Centenary. 1929
Holden, Will (G/T), Vanderbilt 2017-18
Holiday, Carlyle (WR), Notre Dame 2005-06
Holliday, Vonnie (DE), North Carolina 2011-12
Holloway, David (LB), Maryland 2007
Holloway, Johnny (CB), Kansas. 1987
Holloway, Randy (DE), Pittsburgh 1984
Holm, Bernie (B), Alabama 1932
Holman, Scott (WR), Oregon 1986
Holmer, Walt (B), Northwestern 1931-32
Holmes, Don (WR), Mesa College (Colo.) 1986-90
Holmes, Gabe (TE), Purdue. 2017-18
Holmes, Lester (G), Jackson State. 1998-00
Holt, Terrence (FS), North Carolina State 2007
Hood, Roderick (CB), Auburn 2007-08
Hooks, Bryan (DT), Arizona State 1994
Hopkins, DeAndre (WR), Clemson 2020-
Horne, Greg (P), Arkansas 1987-88
Horstmann, Roy (B), Purdue. 1934
Horween, Arnold (B), Harvard 1921-24
Horween, Ralph (B), Harvard 1921-23
Houghton, Jerry (T), Washington State 1951
Houser, John (G/T), Redlands. 1963
Housler, Rob (TE), Florida Atlantic 2011-14
Howard, Thomas (LB), Texas Tech 1984-85
Howard, Ty (CB), Ohio State. 1997-98
Hoyer, Brian (QB), Michigan State 2012
Hubert, Chris (WR), Fayetteville State 2016
Huff, Orlando (LB), Fresno State. 2005-06
Huffman, Frank (G), Marshall 1939-41
Hughes, Bernie (C), Oregon 1934-36
Hughes, Robert (RB), Notre Dame. 2014
Hughes, Van (DT), Southwest Texas State. 1986
Hultz, George (DT), Southern Mississippi 1962
Hummel, Arnie (B), Lombard 1927
Humphrey, Buddy (QB), Baylor 1963-65
Humphries, D.J. (OL), Florida 2015-
Hundley, Brett (QB), UCLA 2019-20
Hunley, Ricky (LB), Arizona 1988
Hunter, Darrell (CB), Miami (Ohio) 2006
Hunter, Monty (DB), Salem College 1983
Hunter, Patrick (CB), Nevada 1995
Hurlburt, John (G), Chicago 1924-25
Husmann, Ed (G), Nebraska . . . . . 1953, '56-59
Hust, Al (E), Tennessee 1946
Hutchison, Chuck (G), Ohio State 1970-72
Hyatt, Freddie (WR), Auburn 1968-72
Hyche, Steve (LB), Livingston 1991-93

I

Illman, Ed (B), Montana 1928
Imhof, Martin (DE), San Diego State 1972
Irving, Isaiah (LB), San Jose State 2020
Irving, Terry (LB), McNeese State 1994-98
Isaacson, Ted (T), Washington 1934-35
Isabella, Andy (WR), Massachusetts 2019-
Issa, Jabari (DE), Washington 2000-01
Iupati, Mike (G), Idaho 2015-18
Ivy, Frank (Pop), (E), Oklahoma . . . . . 1940-42, '45-47
Iwebema, Kenny (DE), Iowa. 2008-10
Izo, George (QB), Notre Dame 1960

J

Jacke, Chris (K), Texas-El Paso 1998-99
Jackson, Arnold (WR), Louisville. 2001-02
Jackson, Charley (B), Southern Methodist 1958
Jackson, Dexter (FS), Florida State 2003-04
Jackson, James (RB), Miami. 2005
Jackson, John (WR), Southern California 1990-92
Jackson, Mark (CB), Abilene Christian 1987
Jackson, Roland (FB/LB), Rice 1962
Jacobs, Marv (T), None 1948
Jagielski, Harry (T), Indiana. 1956
James, Edgerrin (RB), Miami (Fla.) 2006-08
James, Javarris (RB), Miami (Fla.) 2012
Jankovich, Keever (E), Pacific. 1953
Jarostchuk, Ilia (LB), New Hampshire . . . . 1987-88, '89
Jax, Garth (LB), Florida State. 1989-95
Jefferson, A.J. (CB), Fresno State 2010-11
Jefferson, D.C. (TE), Rutgers 2013
Jefferson, Tony (S), Oklahoma 2013-16
Jeffery, Tony (RB), Texas Christian 1988
Jenkins, MarTay (WR), Nebraska-Omaha 1999-02
Jenkins, Mike (CB), South Florida 2016
Jennings, John (T), Ohio State. 1950-57
Joe, Leon (LB), Maryland. 2004
John, Ulrick (T), Georgia State 2016-17
Johnson, Al (C), Wisconsin 2007-08
Johnson, Al (B), Kentucky. 1939-41
Johnson, Bobby (DB), Texas. 1985-86
Johnson, Brandon (LB), Louisville 2006-07
Johnson, Bryant (WR), Penn State 2003-07
Johnson, Charles (DB), Grambling. 1981
Johnson, Charley (QB), New Mexico State 1961-69
Johnson, Chris (RB), East Carolina 2015-17
Johnson, Chuckie (DT), Auburn. 1993
Johnson, David (RB), Northern Iowa 2015-19
Johnson, Dirk (P), Northern Colorado 2008
Johnson, D.J. (DB), Kentucky. 1996
Johnson, Dennis (DE), Kentucky. 2002-03
Johnson, Eric (LB), Nebraska 2005
Johnson, Greggory (SS), Oklahoma State 1987
Johnson, Herman (G/T), Lousiana State. 2009
Johnson, Jaymar (WR), Jackson State 2011
Johnson, Jerome (FB), Nevada 2010
Johnson, Johnny (RB), San Jose State 1990-92
Johnson, KeeSean (WR), Fresno State 2019-
Johnson, Leonard (CB), Iowa State. 2018
Johnson, LeShon (RB), Northern Illinois 1995-97
Johnson, Paris (DB), Miami (Ohio) 1999
Johnson, Rashad (S), Alabama 2009-15
Johnson, Ray (B), Denver 1940
Johnson, Teyo (TE), Stanford 2005
Johnson, Troy (WR), Southern 1986-87
Johnston, Jim (B), Washington 1946
Jonassen, Eric (G), Bloomsburg (Pa.). 1996-97
Jones, Ben (B), Grove City. 1927-28
Jones, Chandler (LB/DE), Syracuse 2016-
Jones, Chris (CB), Nebraska 2018-
Jones, Ernie (WR), Indiana 1988-92
Jones, Freddie (TE), North Carolina 2002-04
Jones, Greg (LB), Colorado. 2002
Jones, Jock (LB), Virginia Tech. 1991-93
Jones, Josh (OL), Houston. 2020-
Jones, Mike (DE), North Carolina State 1991-93
Jones, Onrea (WR), Hampton 2010
Jones, Steve (RB), Duke 1974-78
Jones, Thomas (RB), Virginia 2000-02
Jones, Tony (DB), Syracuse 1995
Jones, Tyrone (LB), Southern 1988
Jordan, Kevin (WR), UCLA 1996
Jordan, Tony (RB), Kansas State. 1988-89
Jorden, Tim (TE), Indiana 1989-91
Joseph, Johnathan (CB), South Carolina 2020
Joyce, Don (T), Tulane 1951-53
Joyce, Matt (OL), Richmond. 1996-00
Joyce, Terry (P), Missouri Southern. 1976-77
Joyner, Seth (LB), Texas-El Paso 1994-96
Jue, Bhawoh (S), Penn State 2007
Junior, E.J. (LB), Alabama. 1981-88
Junkin, Trey (TE/LS), Louisiana Tech 1996-2001

K

Kanoff, Charles (QB), Princeton 2018
Karras, John (B), Illinois 1952
Karwales, John (E), Michigan 1947
Kasper, Kevin (WR), Iowa. 2002-03
Kasperek, Dick (C), Iowa State 1966-68
Kassel, Charles (E), Illinois 1929-33
Kauahi, Kani (C), Hawaii . . . . . 1989-91, '93
Kay, Bill (DB), Purdue 1984
Keane, Tom (B), West Virginia 1955
Kearney, Tim (LB), Northern Michigan 1976-81
Kearns, Tom (T), Miami (Fla.). 1946
Keenan, Sean (QB), Williams (Mass.). 2000
Kehr, Rick (G), Carthage 1982
Keiser, Thomas (LB), Stanford 2014
Keith, Brandon (T), Northern Iowa 2008-11
Keithley, Gary (QB), Texas-El Paso. 1973-75
Kelemete, Senio (G), Washington 2012
Kellogg, Bill (B), Syracuse 1926
Kellogg, Bob (B), Northeast Louisiana/Tulane. 1940
Kellogg, Clarence (B), St. Mary's (Calif.) 1936
Kellum, Marv (LB), Wichita State 1977
Kelly, Tommy (DT), Mississippi State 2014
Kendall, Pete (G), Boston College 2001-03
Kennard, Derek (G), Nevada 1986-90
Kennard, Devon (LB), USC 2020-
Kenneally, George (G), St. Bonaventure 1930
Kerr, Zach (DL), Delaware. 2019
Keseday, Bob (TE), Texas-El Paso 1987
Keys, Brady (DB), Colorado State 1966
Keys, Isaac (LB), Morehouse. 2004-05
Kichefski, Walt (E), Miami (Fla.). 1944
Kiesling, Walt (G), St. Thomas (Minn.). 1929-33
Kiley, Roger (E), Notre Dame 1923
Killiher, Lyons (G), None 1928
Kindle, Greg (T), Tennessee State 1974-75
Kinek, George (B), Tulane 1954
King, Andy (B), West Virginia. 1923-24
King, Emmett (B), None 1954
King, Jeff (TE), Virginia Tech 2011-13
King, Kenny (DT), Alabama 2003-06
King, Shaun (QB), Tulane 2004
Kingery, Ellsworth (B), Tulane 1954
Kirk, Christian (WR), Texas A&M 2018-
Kirk, Randy (LB), San Diego State. . . . . 1989, '94-95
Kirkpatrick, Dre (CB), Alabama 2020
Klimek, Tony (E), Illinois 1951-52
Klumb, John (E), Washington State. 1939-40
Knafelc, Gary (E), Colorado 1954
Knight, Charles (C), Loyola (Ill.). 1920-21
Knight, Shawn (DT), Brigham Young 1989
Knight, Tom (CB), Iowa. 1997-2001
Knolla, John (B), Creighton . . . . . 1942, '45
Knox, Kevin (WR), Florida State 1994
Kochel, Mike (G), Fordham. 1939
Koegel, Warren (G), Penn State 1973
Koehler, Bob (G), Northwestern 1921-26
Koken, Mike (B), Notre Dame 1933
Kolb, Kevin (QB), Houston. 2011-12
Kolodziej, Ross (DT), Wisconsin . . . . . 2004-06, '07
Koman, William (LB), North Carolina 1959-67
Komar, Max (WR), Idaho 2010
Konovsky, Bob (G), Wisconsin 1956-58
Kortas, Ken (DT), Louisville 1964
Kreider, Dan (FB), New Hampshire. 2009
Krejci, Joe (E), Peru State (Ind.) 1934
Krieg, Dave (QB), Milton 1995
Krueger, Rolf (DE), Texas A&M 1969-71
Kuharich, Joe (G), Notre Dame . . . . . 1940-41, '45
Kupp, Craig (QB), Pacific Lutheran 1991
Kutner, Mal (E), Texas 1946-50
Kuzman, John (T), Fordham 1941

L

LaBoy, Travis (DE/LB), Hawaii 2008
Lach, Steve (B), Duke 1942
Ladd, Jim (E), Bowling Green. 1954
LaFleur, Greg (TE), Louisiana State 1981-85
LaHood, Mike (G), Wyoming. 1970
Lainhart, Porter (B), Washington State 1933
Lamb, Rod (B), Lombard . . . . . 1926-27, '33
Lane, Dick "Night Train" (CB), Scottsbluff J.C. . . 1954-59
Lane, MacArthur (R), Utah State. 1968-71
Lange, Bill (G), Dayton 1954-55
Lange, Jim (E), Montana State 1929
LaRosa, Paul (E), None 1920-21
Larsen, Ted (G/C), North Carolina State 2014-15
Larson, Fred (C), Notre Dame 1929
Larson, Lou (B), None. 1929
Larson, Paul (QB), California 1957
Lasker, Greg (FS), Arkansas 1988
Lassiter, Kwamie (DB), Kansas 1995-02
Latin, Jerry (RB), Northern Illinois 1975-78
Latourette, Chuck (DB/P), Rice. . . . . 1967-68, '70-71
Lauro, Lin (B), Pittsburgh 1951
Lawrence, Jim (B), Texas Christian 1936-39
Lawrence, Rashard (DL), LSU 2020-
Lawson, Javone (WR), Louisiana-Lafayette. 2013
Leach, Mike (LS), William & Mary 2009-15
Leahy, Ryan (OL), Notre Dame 1997
Leasy, Wesley (LB), Mississippi State. 1995-96
Leckey, Nick (C), Kansas State 2004-06
Ledbetter, Homer (B), Arkansas 1932-33
Lee, Andy (P), Pittsburgh 2017-
Lee, Bobby (E), Minnesota. 1968
Lee, Charles (WR), Central Florida 2005
Lee, Jeff (WR), Nebraska 1980
Lee, John (K), UCLA 1986
Lee, Monte (LB), Texas 1961
Lee, Oudious (DT), Nebraska. 1980
Leinart, Matt (QB), Southern California 2006-09
Leggett, Dave (B), Ohio State 1955
Lenon, Paris (LB), Richmond 2010-12
Leonard, John (T), Indiana 1922-23
LeVeck, Jack (LB), Ohio. 1973-74
Levy, Chuck (WR/RB/KR), Arizona 1994-95
Lewis, Bill (C), Nebraska 1990-92

Lewis, Charles (T), Iowa 1959
Lewis, Jonathan (DT), Virginia Tech 2006
Lewis, Woodley (B), Oregon 1956-59
Liebel, Frank (E), Norwich 1948
Lillard, Joe (B), Oregon State. 1932-33
Lind, Al (C), Northwestern 1936
Lindley, Ryan (QB), San Diego State 2012-14
Lindow, Al (B), Washington (Mo.). 1945
Lindsey, Korey (CB), Southern Illinois 2011
Lipinski, Jim (T), Fairmont State 1950
Lipostad, Ed (G), Wake Forest. 1952
Lisch, Rusty (QB), Notre Dame 1980-84
Little, David (TE), Middle Tennessee State 1990
Little, Steve (P/K), Arkansas 1978-80
Liwienski, Chris (G/T), Indiana 2006
Loepfe, Dick (T), Wisconsin 1948-49
Lofton, Steve (DB), Texas A&M. 1991-93
Logan, Chuck (E), Northwestern . . . . . 1965, '67-68
Logan, T.J. (RB), North Carolina 2017-18
Lokanc, Joe (G), Northwestern 1941
Lomack, Tony (WR), Florida 1991
Lomax, Neil (QB), Portland State 1981-89
Long, Dave (DE), Iowa 1966-68
Long, Lance (WR), Mississippi State 2009
Longo, Tom (DB), Notre Dame 1971
Lott, Thomas (RB), Oklahoma. 1979
Louis, Lamar (LB), Louisiana State 2016
Love, Duval (G), UCLA. 1995-96
Love, Randy (RB), Houston 1979-85
Loyd, Mike (QB), Missouri Southern State 1979-80
Lucas, Justin (DB), Abilene Christian 1999-2003
Lumpkin, Ricky (DT), Kentucky 2012-13
Lunceford, Dave (T), Baylor 1957
Lunz, Gerry (G), Marquette. 1925-26
Lutui, Deuce (G), Southern California 2006-11
Lyles, Lester (FS), Virginia 1988
Lyman, Jeff (LB), Brigham Young 1972
Lynch, Lorenzo (DB), California State-Sacramento. . . 1990-95
Lynch, Lynn (G), Illinois 1951
Lynch, Shawn (C), Duke. 2005-06

M

MacDonald, Mark (G/C), Boston College 1988
Mack, Cedric (DB), Baylor 1983-90
Mack, Terrence (LB), Clemson. 1987
Mackey, Kyle (QB), East Texas State 1984
Macklin, David (CB), Penn State 2004-06
Madden, Lloyd (B), Colorado Mines 1940
Maddock, Bob (G), Notre Dame. . . . . 1942, '46
Maddox, Mark (LB), Northern Michigan 1998-00
Maeda, Chet (B), Colorado A&M 1946
Magulick, George (B), St. Francis 1944
Mahoney, Ike (B), Creighton. . . . . 1925-28, '31
Makovicka, Joel (FB), Nebraska. 1999-02
Mallouf, Ray (B), Southern Methodist . . . . 1941, '46-48
Malloy, Les (B), Loyola (Ill.) 1931-33
Malveaux, Cameron (LB), Houston. 2018
Manges, Mark (QB), Maryland 1978
Manley, Dexter (DE), Oklahoma State. 1990
Mann, Dave (B), Oregon State 1955-57
Maple, Howard (B), Oregon State 1930
Marchibroda, Ted (QB), Detroit. 1957
Marcontell, Ed (G), Lamar 1967
Marelli, Ray (G), Notre Dame 1928
Markham, Dale (T), North Dakota 1981
Marotti, Lou (G), Toledo 1943-45
Marquardt, John (E), Illinois 1921
Marsh, Sr., Cassius (LB), UCLA 2019
Marsh, Doug (TE), Michigan 1980-86
Marshall, Richard (CB), Fresno State 2011
Marshall, Wilber (LB), Florida 1994
Martin, Caleb (T), Louisiana Tech 1947
Martin, Gabe (LB), Bowling Green. 2015-17
Martin, Glen (B), Southern Illinois 1932
Martin, John (B), Oklahoma. 1941-44
Martin, Kareem (DE/LB), North Carolina. 2014-17
Mason, Joel (E), Western Michigan 1939
Massey, Robert (DB), North Carolina Central 1991-93
Massie, Bobby (T), Mississippi 2012-15
Masters, Walt (QB), Pennsylvania 1943-44
Mathieu, Tyrann (S), Louisiana State. 2013-17
Mathis, Evan (G), Alabama. 2016
Matson, Ollie (RB), San Francisco 1952-58
Maui'a, Reagan (FB), Hawaii 2010-12
Mauldin, Stan (T), Texas 1946-48
Maumalanga, Chris (DT), Kansas 1995-96
Mauro, Josh (DE/DT), Stanford . . . . . 2014-17, '20
May, Bill (B), Louisiana State. 1937-38
May, Chad (QB), Kansas State. 1996
May, Mark (G/T), Pittsburgh 1992-93
Mayes, Adrian (SS), Louisiana State 2004-05
Mayes, Tony (FS), Kentucky 1987
Maynard, Don (WR), Texas-El Paso. 1973
Mayowa, Benson (DL), Idaho 2018
Mays, Stafford (DE), Washington. 1980-86
McAddley, Jason (WR), Alabama 2002-03
McAdoo, Derrick (RB), Baylor 1987-88
McAfee, Fred (RB), Mississippi College. 1994
McBride, Adrian (WR), Missouri. 1987
McBride, Charles (B), Washington State. 1936
McBride, Oscar (TE), Notre Dame. 1995-96
McBride, Trumaine (CB), Mississippi 2010
McCann, Bryan (CB), Southern Methodist. 2013
McCants, Keith (DE), Alabama 1994-95
McCarthy, John (B), St. Francis. 1944
McCleskey, J.J. (DB), Tennessee 1996-00
McCombs, Tony (LB), Eastern Kentucky 1997-98
McConkey, Phil (WR), Navy. 1989
McCown, Josh (QB), Sam Houston State 2002-05
McCoy, LeRon (WR), Indiana (Pa.). 2005-06
McCoy, Tony (DT), Florida. 2000
McCrane, Matt (K), Kansas State 2018
McCullough, Andy (WR), Tennessee 1998-99
McCullough, Hugh (B), Oklahoma 1940-41
McCusker, Jim (T), Pittsburgh. 1958
McDaniel, Emmanuel (CB), East Carolina 2003
McDermott, Lloyd (T), Kentucky 1950-51
McDole, Roland (DE), Nebraska. 1961
McDonald, Brandon (CB), Memphis 2010
McDonald, Clinton (DL), Memphis 2019
McDonald, Devon (LB), Notre Dame. 1996
McDonald, Mike (LB), Catawba 1976
McDonald, Tim (SS), Southern California 1987-92
McDonnell, Mickey (B), None 1925-30
McDonough, Coley (B), Dayton. . . . . 1939, '44
McDowell, John (T), St. John's (Minn.) 1966
McElroy, Leeland (RB), Texas A&M. 1996-97
McElwain, Bill (B), Northwestern . . . . . 1924, '26
McFadden, Bryant (CB), Florida State 2009
McFarland, Jim (E), Nebraska 1970-74
McGee, Bob (T), Santa Clara. 1938
McGee, Dell (CB), Auburn. 1996-98
McGee, Michael (G), Duke 1960-62
McGee, Stacy (DL), Oklahoma 2020
McGill, Eddie (TE), Western Carolina 1982-84
McGill, Mike (LB), Notre Dame 1971-72
McGraw, Mike (LB), Wyoming 1976
McHan, Lamar (QB), Arkansas. 1954-58
McInerney, Arnie (C), Notre Dame. 1920-27
McInnis, Hugh (E), Southern Mississippi 1960-62
McIntyre, Jeff (LB), Arizona State. 1980
McIvor, Rick (QB), Texas 1984-85
McKenzie, Reggie (LB), Tennessee. 1989
McKinley, Dennis (FB), Mississippi State 1999-02
McKinnon, Ronald (LB), North Alabama 1996-04
McMahon, Byron (G), Cornell 1923
McMahon, Jim (QB), Brigham Young 1994
McMillan, Ernie (T), Illinois 1961-74
McNally, Frank (C), St. Mary's (Calif.). 1931-34
McNanie, Sean (DE), San Diego State 1988
McNulty, Paul (E), Notre Dame 1924-25
McPhee, Frank (E), Princeton 1955
McQuarters, Ed (DT), Oklahoma State. 1965
McQuistan, Pat (G/T), Weber State 2012
McWilliams, Johnny (TE), Southern California . . . 1996-99
Meggysey, Dave (LB), Syracuse. 1963-69
Mehringer, Pete (T), Kansas 1934-36
Melinger, Steve (E), Kentucky. 1961
Meinert, Dale (LB), Oklahoma State 1958-67
Melinkovich, M. (DE), Grays Harbor J.C. (Wash.) . . . 1965-66
Memmelaar, Dale (G), Wyoming 1960-61
Mendenhall, Rashard (RB), Illinois 2013
Mergen, Mike (T), San Francisco 1952
Merkovsky, Elmer (T), Pittsburgh. 1944
Merritt, David (LB), North Carolina State 1993-95
Mertes, Bernard (B), Iowa 1945
Mestnik, Frank (RB), Marquette 1960-61
Metcalf, Eric (WR/KR), Texas 1998
Metcalf, Terry (RB), California State-Long Beach. . . 1973-77
Method, Russ (B), None. 1929
Mikulak, Mike (B), Oregon 1934-36
Miles, Josh (OL), Morgan State. 2019-
Miller, Harlan (CB/S), SE Louisiana 2016-17
Miller, Jamir (LB), UCLA 1994-98
Miller, Milford (G), Chadron State 1936-37
Miller, Terry (LB), Illinois. 1971-74
Milligan, Hanik (SS), Houston 2006
Mills, Jordan (OL), Louisiana Tech. 2019
Mimbs, Robert (RB), Kansas. 1988
Miniefield, Kevin (DB), Arizona State 1997
Minter, Kevin (LB), Louisiana State. 2013-16
Mitchell, Lance (LB), Oklahoma 2005
Mitchell, Roland (CB), Texas Tech 1988-89
Mitchell, Stump (RB), Citadel. 1981-89
Mitchell, Tywan (WR/TE), Minnesota State-Mankato . . 1999-01
Moch, Dontay (LB), Nevada 2013
Moe, Hal (B), Oregon State 1933
Mohardt, John (B), Notre Dame 1922-23
Momah, Ifeanyi (TE), Boston College. 2015-17
Monaco, Rob (C), Vanderbilt. 1985
Monaco, Ron (LB), South Carolina. 1986
Monahan, Regis (G), Ohio State 1939
Monfort, Avery (B), New Mexico 1941
Montgomery, Bill (B), Louisiana State 1946
Montgomery, Ralph (T), Centre 1923
Moody, Thomas (G), Florida 2002
Mooney, Jim (T), Georgetown. 1935
Moore, Alton (DE), Auburn. 2002
Moore, Bill (B), Loyola (La.) 1932
Moore, Brandon (T), Duke 1995
Moore, Derrick (RB), Northeastern State (Okla.) . . 1996-97
Moore, Langston (DT), South Carolina 2005-06
Moore, Ricky (FB), Alabama 1988
Moore, Rob (WR), Syracuse 1995-2001
Moore, Ronald (RB), Pittsburg State (Kan.) . . 1993-94, '97
Moore, Sio (LB), Connecticut 2016
Moore, Zach (DE), Concordia-St. Paul. 2018
Moran, Francis (B), Grinnell 1927
Morey, Sean (WR), Brown. 2007-09
Morgan, Bob (T), Maryland. 1954
Morgan, Don (DB), Nevada. 2002
Morris, Alfred (RB), Florida Atlantic. 2019
Morris, Mike (G), Northeast Missouri State 1987-88
Morris, Wayne (RB), Southern Methodist 1976-83
Morrow, Bob (G), Illinois Wesleyan 1941-43
Morrow, Harold (FB), Auburn 2005
Morrow, John (G), Kearney State. 1937-38
Moses, J.J. (WR/KR), Iowa State 2005
Moses, Quentin (DE), Georgia. 2007
Moss, Eddie (RB), Southeast Missouri State 1973-76
Moten, Mike (DT), Florida 1998-99
Moynihan, Tim (C), Notre Dame 1932-33
Muellner, Bill (E), DePaul. 1937
Mullen, Tom (G), Southwest Missouri State 1978
Mullen, Verne (E), Illinois 1927
Mulleneaux, Lee (C), Arizona 1938
Mulligan, Matthew (TE), Maine 2014
Mulligan, Wayne (C), Clemson. 1969-73
Mumford, Tony (RB), Penn State. 1985
Munyer, Daniel (C/G), Colorado. 2017-18
Murphy, Bill (G), Washington (Mo.). 1940-41
Murphy, Jr., Byron (CB), Washington. 2019-
Murphy, Jim (B), St. Thomas (Minn.). 1928
Murphy, Tom (B), Arkansas. 1934
Murray, Justin (OL), Cincinnati 2019-
Murray, Kyler (QB), Oklahoma. 2019-
Murrell, Adrian (RB), West Virginia 1998-99
Murrell, Bill (TE), Winston-Salem 1979

N

Nagel, Ray (B), UCLA 1953
Nagel, Ross (T), St. Louis 1942
Nagler, Gern (E), Santa Clara . . . . . 1953, '55-58
Nash, Zack (LB), Sacramento State 2012
Navarre, John (QB), Michigan. 2004-06
Neacy, Clem (E), Colgate 1928
Nedney, Joe (K), San Jose State. 1997-99
Neill, Jim (B), Texas Tech 1939
Neils, Steve (LB), Minnesota 1974-80
Nelson, Lee (S), Florida State. 1976-86
Nelson Jr., Robert (CB), Arizona State. 2015
Nelson, J.J. (WR), Alabama-Birmingham 2015-18
Nesbitt, Dick (B), Drake. 1933
Nevers, Ernie (B), Stanford 1929-31
Neuman, Bob (E), Illinois Wesleyan. 1934-36
Newhouse, Reggie (WR), Baylor 2003-05
Nichelini, Al (B), St. Mary's (Calif.). 1935-36
Nichols, Deatrick (CB), South Florida. 2018
Nichols, Ham (G), Rice 1947-49
Niklas, Troy (TE), Notre Dame. 2014-17
Nisbet, Dave (E), Washington. 1933
Nix, John (DT), Southern Mississippi 2004
Nkemdiche, Robert (DT), Mississippi 2016-18
Nofsinger, Terry (QB), Utah 1965-66
Noga, Niko (LB), Hawaii 1984-88
Noga, Peter (LB), Hawaii 1987
Nolan, Dick (B), Maryland 1958
Nolan, Earl (T), Arizona. 1937-38
Norman, Bob (C), None 1945
Norton, Jerry (DB), Southern Methodist. 1959-61
Novacek, Jay (TE), Wyoming 1985-89
Novak, Nick (K), Maryland 2005
Nugent, Mike (K), Ohio State . . . . . 2009, '20
Nunn, Freddie Joe (DE), Mississippi. 1985-93
Nussbaumer, Bob (B), Michigan 1949-50

O

Oates, Brad (T), Brigham Young . . . . . 1976-77, '79-80
Obeck, Vic (G), Springfield. 1945
Obiozor, Cyril (LB), Texas A&M 2010
O'Brian, Dave (G), Boston College. 1966-67
O'Connor, Dan (G), Georgetown. 1920-24
Odenigbo, Ifeadi (DL), Northwestern. 2018
Odhiambo, Rees (OL), Boise State. 2018

O'Donoghue, Neil (K), Auburn 1980-85
Ofahengaue, Tevita (TE), Brigham Young 2001
Ogden, Ray (FL), Alabama 1965-66
Ogle, Rick (LB), Colorado 1971
Oglesby, Cedric (K), South Carolina State 2001
Ohalete, Ifeanyi (FS), Southern California 2004
Ohrnberger, Rich (G/C), Penn State 2012
Okafor, Alex (LB), Texas 2013-16
Okeafor, Chike (DE/LB), Purdue 2005-09
Okobi, Chukky (C), Purdue 2007
Okoniewski, Steve (DT), Washington 1976
Oldham, Chris (DB), Oregon 1991-94
Olerich, Dave (LB), San Francisco 1969-70
Oliver, Clancy (CB), San Diego State 1973
Oliver, Vince (QB), Indiana 1945
Olson, Carl (T), UCLA 1942
Olszewski, Johnny (B), California 1953-57
Osborne, Eldonta (LB), Louisiana Tech 1990
Osborne, Richard (TE), Texas A&M 1979
Otis, Jim (RB), Ohio State 1973-78
Ottis, Brad (DT), Wayne State (Neb.) 1996-2000
Owens, Don (DT), Southern Mississippi 1960-63
Owens, Luke (DT), Kent State 1958-65
Owens, Marv (WR), San Diego State 1973

P

Pace, Calvin (LB), Wake Forest 2003-07
Painter, Vinston (T/G), Virginia Tech 2017
Palepoi, Anton (DE), Nevada-Las Vegas 2005
Palmer, Carson (QB), Southern California 2013-17
Palmer, Scott (DT), Texas 1972
Pancieri, Don (QB), San Francisco 1952
Panelli, John (FB/LB), Notre Dame 1951-53
Panfil, Kenneth (T), Purdue 1960-62
Pangle, Hal (B), Oregon State 1935-38
Pappio, Joe (B), Haskell 1930
Pardonner, Earl (B), Purdue 1934-35
Paremore, Bob (RB), Florida A&M 1963-64
Parish, Don (LB), Stanford 1970-72
Parker, Buddy (B), Centenary 1937-43
Parker, Ezekiel (WR), Louisville 2002
Parker, Joe (E), Texas 1946-47
Parlavecchio, Chet (LB), Penn State 1983
Parmele, Jalen (RB), Toledo 2014
Parris, Gary (TE), Florida State 1979-80
Parsons, Preston (QB), Northern Arizona 2002-03
Pasquale, Ron (G), Akron 1987
Pasquariello, Ralph (B), Villanova 1951-52
Pasquesi, Tony (T), Notre Dame 1955-57
Pate, Rupert (G), Wake Forest 1940
Patrick, Ben (TE), Delaware 2007-10
Patterson, Craig (DL), Brigham Young 1991
Patulski, Walt (DE), Notre Dame 1977
Paul, Don (DB/HB), Washington State 1950-53
Paul, Tito (DB), Ohio State 1995-97
Pearson, Bert (C), Kansas State 1935-36
Peat, Todd (G), Northern Illinois 1987-89
Peko, Domata (DL), Michigan State 2020
Pelfrey, Ray (E), Eastern Kentucky 1952
Penny, Elijhaa (RB), Idaho 2017
Perko, John (G), Minnesota 1944
Perrin, Benny (FS), Alabama 1982-85
Perry, Gerald (K), California 1960-62
Person, Ara (TE), Morgan State 1972
Person, Brandon (S), Tiffin 2015
Peters, Corey (DL), Kentucky 2015-20
Peters, Forest (B), Illinois 1932
Peters, Scott (C), Arizona State 2008
Peters, Volney (T), Southern California 1952-53
Peterson, Adrian (RB), Oklahoma 2017
Peterson, Ken (B), Gonzaga 1935
Peterson, Kevin (CB), Oklahoma State 2019-20
Peterson, Patrick (CB), Louisiana State 2011-20
Peterson, Todd (K), Georgia 1994
Petrovich, George (T), Texas 1949-50
Phillips, John (TE), Virginia 2018
Phillips, Jordan (DL), Oklahoma 2020-
Phillips, Reggie (CB), Southern Methodist 1988
Phillips, Rod (RB), Jackson State 1979-80
Philpott, Dean (B), Fresno State 1958
Pierce, Don (C), Kansas 1943
Pierre, Olsen (DT), Miami (Fla.) 2016-18
Pisarkiewicz, Steve (QB), Missouri 1978-79
Pittman, Charlie (RB), Penn State 1970
Pittman, Danny (WR), Wyoming 1983-84
Pittman, Michael (RB), Fresno State 1998-2001
Plasman, Dick (E), Vanderbilt 1946-47
Player, Scott (P), Florida State 1998-06
Pleasant, Eddie (S), Oregon 2018
Plummer, Jake (QB), Arizona State 1997-02
Plummer, Tony (DB), Pacific 1970
Plunkett, Art (T), Nevada-Las Vegas 1981-84
Pollard, Bob (DE), Weber State 1978-81
Polofsky, Gordon (G), Tennessee 1952-54
Polsfoot, Fran (E), Washington State 1950-52
Poole, Jim (E), Mississippi 1945
Poole, Nathan (WR), Marshall . . . . . 2001, '02-04
Popa, Eli (B), Illinois 1952
Pope, Leonard (TE), Georgia 2006-08
Popovich, John (B), St. Vincent 1944
Popovich, Milt (B), Montana 1938-42
Porter, Joey (LB), Colorado State 2010-11
Potteiger, Earl (B), Ursinus 1921
Potter, Nate (T), Boise State 2012-13
Powell, William (RB), Kansas State 2012
Powers, Jerraud (CB), Auburn 2013-15
Prentice, Travis (RB), Miami (Ohio) 2002
Preston, John (SS), Central State (Okla.) 1987
Price, Givens (T), Nebraska 2016
Price, Mitchell (DB), Tulane 1992
Procell, Jarrett (DE), Louisiana Tech 2001
Proehl, Ricky (WR), Wake Forest 1990-94
Provost, Ted (DB), Ohio State 1971
Psaltis, Jim (B), Southern California . . . . . 1953, '55
Pugh, Justin (OL), Syracuse 2018-
Puki, Craig (LB), Tennessee 1982
Puplis, Andy (B), Notre Dame 1943
Purdin, Cal (B), Tulsa 1943
Putman, Earl (C), Arizona State 1957

Q

Quigley, Ryan (P), Boston College 2016

R

Rabold, Michael (G), Indiana 1960
Rackers, Neil (K), Illinois 2003-09
Radecic, Keith (C), Penn State 1987
Radford, Bruce (DE), Grambling 1981
Ralph, Dan (DT), Oregon 1984-85
Ramey, Jim (DE), Kentucky 1979
Ramsey, Garrard (G), William & Mary 1946-51
Ramsey, Knox (G), William & Mary 1950-51
Ramsey, Ray (B), Bradley 1950-53
Ramson, Eason (TE), Washington State 1978
Randle, Sonny (WR), Virginia 1959-66
Randolph, Clare (C), Indiana 1930
Rankin, Walt (B), Texas Tech . . . . . 1941, '43, '45-47
Ransom, Derrick (DE), Cincinnati 2003
Ranspot, Keith (E), Southern Methodist 1940
Rashad, Ahmad (WR), Oregon 1972-73
Rattay, Tim (QB), Louisiana Tech 2007
Ravensburg, Bob (E), Indiana 1948-49
Reaves, Ken (S), Norfolk State 1974-77
Rector, Jamaica (WR), Northwest Missouri State . . . 2007
Reddick, Haason (LB), Temple 2017-20
Redding, Cory (DT), Texas 2015
Redmon, Anthony (G), Auburn 1994-97
Redmond, Thomas (DE), Vanderbilt 1960-65
Reed, Brooks (LB), Arizona 2019
Reed, Joe (B), Louisiana State . . . . . 1937, '39
Reeves, Bryan (WR), Nevada 1994-95
Reeves, Walter (TE), Auburn 1989-93
Reid, Caraun (DL), Princeton 2019
Reuber, Alan (G), Texas A&M 2004-05
Reid, Lamont (CB), North Carolina State 2005
Rexer, Freeman (E), Tulane . . . . . 1943, '45
Reynolds, Bill (B), Mississippi 1945
Reynolds, Bob (T), Bowling Green . . . . . 1963-71, '73
Reynolds, John (C), Baylor 1937
Reynolds, Mack (QB), Louisiana State 1958-59
Rhea, Floyd (G), Oregon 1943
Rhinehart, Coby (DB), Southern Methodist 1999-03
Rhodes, Kerry (FS), Louisville 2010-12
Ribble, Loran (G), Hardin-Simmons 1933
Rice, Simeon (DE), Illinois 1996-00
Richards, Perry (E), Detroit 1959-60
Richardson, C.J. (DB), Miami (Fla.) 1995
Richardson, John (DT), UCLA 1972-73
Riddick, Shaq (LB), West Virginia 2015
Ridgle, Elston (DE), Nevada 1990
Riley, Curtis (CB), Fresno State 2020
Risk, Ed (B), Purdue 1932
Risvold, Ray (B), St. Edwards (Tex.) 1927-28
Rivers, Jamie (LB), Bowling Green 1968-73
Roach, John (QB), Southern Methodist . . . 1956, '59-60
Roach, Rollin (B), Texas Christian 1927
Robb, Joe (DE), Texas Christian 1961-67
Robbins, John (B), Arkansas 1938-39
Robbins, James "Tootie" (T), East Carolina 1982-91
Roberts, Andre (WR), The Citadel 2010-13
Roberts, Hal (P), Houston 1974
Robertson, Pete (LB), Texas Tech 2019
Robinson, Bryan (DT), Fresno State 2008-10
Robinson, Edmond (LB), Newberry 2017
Robinson, Jack (T), Northeast Missouri State . . . 1936-37
Robinson, Jeroy (LB), Texas A&M 1990
Robinson, Patrick (WR/KR), Tennessee State 1994
Robl, Hal (B), Wisconsin State-Oshkosh 1945
Robnett, Marshall (G), Texas A&M . . . . . 1943, '45
Rodgers-Cromartie, Dominique (CB), Tennessee State . . 2008-10
Rogers, Glynn (G), Texas Christian 1939
Rogers, Kendrick (T), Alabama A&M 2002-03
Rogge, George (E), Iowa 1931-33
Roland, Johnny (RB), Missouri 1966-72
Rolle, Antrel (CB/S), Miami 2005-09
Rolle, Butch (H-B/TE), Michigan State 1992-93
Romanik, Steve (G), Villanova 1953-54
Rooney, Bill (C), None 1929
Rooney, Cobb (E), None 1929-30
Root, Jim (QB), Miami (Ohio) . . . . . 1953, '56
Rose, Gene (DB), Wisconsin 1929-32
Rosema, Rocky (LB), Michigan 1968-71
Rosen, Josh (QB, UCLA 2018
Rosenbach, Timm (QB), Washington State 1989-92
Ross, Jeremy (WR), California 2016
Ross, Oliver (T), Iowa State 2005-07
Ross, Pat (C), Boston College 2008
Roundtree, Raleigh (G/T), South Carolina State 2003
Rowe, Bob (DT), Western Michigan 1967-75
Roy, Frank (G), Utah 1966
Rozier, Bob (DE), California 1979
Rubio, Angel (DT), Southeast Missouri State 1999
Rucinski, Ed (E), Indiana 1943-46
Rucker, Frostee (DE/DT), Southern California . . . 2013-17
Rucker, Keith (DT), Ohio Wesleyan 1992-93
Rudolph, Council (DE), Kentucky State 1973-75
Rue, Joshua (FB), Duquesne 2003-04
Ruether, Mike (C), Texas 1986-87
Rundquist, Elmer (T), Illinois 1922
Rushing, Marion (LB), Southern Illinois . . . 1959, '62-65
Russell, Doug (B), Kansas State 1934-39
Rutledge, Johnny (LB), Florida 1999-02
Ryan, Bill (T), Fordham 1924
Rydzewski, Frank (T), Notre Dame 1921

S

Sabados, Andy (G), The Citadel 1939-40
Sacca, Tony (QB), Penn State 1992-93
Sachs, Len (E), Loyola (Ill.) . . . . . 1920-23, '25
Saddler, Rod (DT), Texas A&M 1987-91
Sagely, Floyd (E), Arkansas 1957
Sampson, DeMarco (WR), San Diego State 2011
Samuels, Terry (TE), Kentucky 1994-95
Sanders, Frank (WR), Auburn 1995-02
Sanders, James (S), Fresno State 2012
Sanders, Lonnie (DB), Michigan State 1968-69
Sandifer, Dan (B), Louisiana State 1953
Sanford, Leo (C), Louisiana Tech 1951-57
Sanyika, Sékou (LB), California 2000-01
Sapp, Patrick (LB), Clemson 1998-99
Sarboe, Phil (B), Washington State 1934-36
Sargent, Broderick (RB), Baylor 1986-87
Sarringhaus, Paul (B), Ohio State 1946
Sauls, Mac (DB), Southwest Texas State 1968-69
Sauter, Cory (QB), Minnesota 1998
Scales, Hurles (DB), North Texas State 1974
Scanlon, John (B), DePaul 1921
Scardine, Carmen (B), None 1932
Schable, A.J. (FB), South Dakota 2006
Schillinger, Andy (WR), Miami (Ohio) 1988-89
Schleicher, Maury (LB), Penn State 1959
Schmiesing, Joe (DE), New Mexico State 1968-71
Schmidt, George (E), Lewis 1953
Schmitt, George (S), Delaware 1983
Schneidman, Herman (B), Iowa 1940
Schobel, Bo (DE), Texas Christian 2007
Schofield, O'Brien (LB), Wisconsin 2010-12
Schroeder, Jay (QB), UCLA 1994
Schubert, Eric (K), Pittsburgh 1986
Schultz, Eberle (G), Oregon State 1944
Schwall, Vic (B), Northwestern 1947-50
Schwartz, Don (DB), Washington State 1981
Schwartz, Elmer (B), Washington State 1932
Schwenk, Wilson (B), Washington (Mo.) 1942
Scobey, Josh (RB), Kansas State 2002-2004
Scott, Carlos (C), Texas-El Paso 1983-85
Scott, Ed (FS), Grambling 1987
Scott, Lance (C), Utah 1995-96
Scott, Yusuf (G), Arizona 1999-2001
Scotts, Colin (DT), Hawaii 1987-88
Seabron, Thomas (LB), Michigan 1980
Seals-Jones, Ricky (TE), Texas A&M 2017-18
Sears, Corey (DT), Mississippi State 1999-00
Sears, Jim (DB), Southern California . . . . . 1954, '57-58
Sebro, Bob (G), Colorado 1982
Seibold, Champ (T), Wisconsin 1942
Selby, Rob (G), Auburn 1995-97
Self, Clarence (B), Wisconsin 1949
Semes, Bernie (B), Duquesne 1944
Sendlein, Lyle (C), Texas 2007-15
Seno, Frank (B), George Washington 1945-46
Sensibaugh, Mike (S), Ohio State 1972-77
Severson, Jeff (CB), Long Beach State 1976-77
Shaffer, Craig (LB), Indiana State 1982-84
Shanks, Simon (LB), Coahoma J.C. (Miss.) 1995

Sharpe, Luis (T), UCLA . . . . . 1982-84, '85-94
Shaughnessy, Matt (LB), Wisconsin 2013-14
Shaw, Bob (E), Ohio State 1950
Shaw, Dennis (QB), San Diego State 1974-75
Shaw, Jesse (G), Southern California 1931
Shazor, Ernest (S), Michigan 2005
Shelby, Willie (RB), Alabama 1978
Shelley, Dex (B), Texas 1932
Shelton, L.J. (T), Eastern Michigan 1999-04
Shenefelt, Paul (T), Manchester 1934-35
Sherfield, Trent (WR), Vanderbilt. 2018-20
Sherman, Anthony (FB), Connecticut. 2011-12
Shipley, A.Q. (OL), Penn State 2015-19
Shipp, Marcel (RB), Massachusetts 2001-07
Shirk, John (E), Oklahoma 1940
Shivers, Roy (RB), Utah State. 1966-72
Shook, Fred (C), Texas Christian 1941
Shumann, Mike (WR), Florida State 1982-83
Shy, Don (RB), San Diego State 1973
Sikahema, Vai (RB/KR), Brigham Young 1986-90
Sikora, Mike (G), Oregon 1952
Silas, Sam (DT), Southern Illinois 1963-67
Silvestri, Carl (DB), Wisconsin 1965
Simas, Bill (B), St. Mary's (Calif.) 1932-33
Simmons, Clyde (DE), Western Carolina 1994-95
Simmons, Dave (LB), Georgia Tech 1965-66
Simmons, Isaiah (LB), Clemson. 2020-
Simmons, John (C), Detroit 1951-56
Simon, Tharold (CB), Louisiana State 2016
Simons, Keith (DT), Minnesota 1978-79
Simpson, Carl (DE), Florida State 1998
Sims, Ken (CB), Iowa 1987
Sitko, Emil (B), Notre Dame. 1951-52
Siwek, Mike (DT), Western Michigan 1970
Skelton, John (QB), Fordham 2010-12
Slater, Fred (T), Iowa 1926-31
Sloan, Bonnie (DT), Austin Peay 1973
Sloan, Dwight (QB), Arkansas. 1938
Small, Jessie (LB), Eastern Kentucky 1992
Smith, Alfonso (RB), Kentucky 2010-13
Smith, Andre (T), Alabama. 2018
Smith, Antonio (DE), Oklahoma State 2004-08
Smith, Ben (DB), Georgia 1995-96
Smith, Bill (E), Washington 1934-39
Smith, Cedric (FB), Florida. 1996-98
Smith, Charles (B), Georgia 1947
Smith, Dennis (TE), Utah. 1990
Smith, Emmitt (RB), Florida. 2003-04
Smith, Garrison (DT), Georgia. 2018
Smith, George (B), Villanova 1943
Smith, J.T. (WR), North Texas State. 1985-90
Smith, Jackie (E), Northwest Louisiana 1963-77
Smith, Jacquies (DE), Missouri 2018
Smith, Lance (G), Louisiana State. 1985-93
Smith, Leonard (DB), McNeese State 1983-88
Smith, Mark (DT), Auburn 1997-00
Smith, Russ (G), Illinois 1923
Smith, Perry (DB), Colorado State. 1977-79
Smith, Terrance (LB), Florida State 2020
Smith, Terrelle (FB), Arizona State 2007-08
Smith, Vernice (G/T), Florida A&M 1989-92
Smith, Wayne (CB), Purdue 1982-86
Smith, Wilfred (E), DePaul 1923-25
Snowden, Cal (DE), Indiana 1969-70
Snyder, Adam (G/C), Oregon. 2012
Soliday, Jake (WR), Northern Iowa 2002
So'oto, Vic (LB), Brigham Young 2013
Sortun, Rick (G), Washington 1964-69
Southard, Tommy (WR), Furman 1978
Sowell, Bradley (T), Mississippi 2013-15
Spach, Stephen (TE), Fresno State 2008-10
Spachman, Chris (DE), Nebraska 1988
Speegle, Cliff (C), Oklahoma. 1945
Spence, Julian (B), Sam Houston State 1956
Spencer, Maurice (DB), North Carolina Central. 1974
Sperry, Kory (TE), Colorado State 2012-13
Spikes, Cameron (G), Texas A&M 2003-04
Spiller, Phil (DB), California State-Los Angeles 1967
Spinks, Jack (G), Alcorn A&M. 1953
Spradlin, Danny (LB), Tennessee. 1985
Springsteen, Bill (E), Lehigh 1927-28
Spurlock, Micheal (WR), Mississippi. 2006
St. Pierre, Brian (QB), Boston College 2008-09
Stacy, William (DB), Mississippi State 1959-63
Staggs, Jeff (LB), San Diego State 1972-73
Stallings, Larry (LB), Georgia Tech 1963-76
Stallings, Robert (TE), Southern Mississippi 1986
Stanley, Chad (P), Stephen F. Austin 2001
Stanton, Drew (QB), Michigan State 2013-17
Starkey, Jason (C), Marshall 2000-03
Starks, Duane (CB), Miami (Fla.). 2002-04
Staysniak, Joe (G), Ohio State 1996
Steen, Athony (G), Alabama. 2014
Stegent, Larry (RB), Texas A&M 1971
Steger, Pete (B), None. 1921
Stein, Bill (C), Fordham. 1927-28
Steinbach, Larry (T), St. Thomas (Minn.) 1931-33
Stennett, Fred (B), St. Mary's (Calif.) 1932
Stepanovich, Alex (C), Ohio State 2004-06
Stephens-Howling, LaRod (RB), Pittsburgh. 2009-12
Stewart, Vaughan (C), Alabama 1943
Stief, Dave (WR), Portland State. 1978-82
Stieve, Terry (G), Wisconsin 1978-84
Stinson, Ed (DT), Alabama 2014-16
Stokes, Lee (C), Centenary 1943
Stone, Ken (DB), Vanderbilt 1977-80
Stone, Michael (CB), Memphis 2001-04
Stonesifer, Don (E), Northwestern. 1951-56
Stoudt, Cliff (QB), Youngstown State. 1986-88
Stovall, Jerry (DB), Louisiana State. 1963-71
Stowe, Tyronne (LB), Rutgers 1991-93
Strader, Norman "Red" (B), St. Mary's (Calif.) 1927
Strausbaugh, Jim (B), Ohio State 1946
Streveler, Chris (QB), South Dakota. 2020-
Stringer, Scott (DB), California 1974
Strofolino, Mike (LB), Villanova 1966-68
Stuckey, Chansi (WR), Clemson 2011
Stuessy, Mel (T), St. Edward's (Tex.) 1926
Sugar, Leo (DE), Purdue. 1960
Suggs, Terrell (LB), Arizona State 2019
Suminski, Dave (G), Wisconsin 1953
Summerall, Pat (K/E), Arkansas 1953-57
Sutch, George, (B), Temple 1946
Svoboda, Bill (LB), Tulane 1950-53
Swann, Eric (DL), None 1991-99
Swanson, Eric (WR), Tennessee. 1986
Swanson, Evar (E), Lombard. 1925-27
Swartz, Chris (QB), Morehead State. 1994
Swearinger, D.J. (S), South Carolina . . . 2015-16, '18-19
Sweezy, J.R. (OL), North Carolina State 2019-20
Swider, Larry (P), Pittsburgh 1980
Swinger, Rashod (DT), Rutgers 1997-2000
Swinton, Reggie (WR/KR), Murray State. 2005
Swistowicz, Mike (B), Notre Dame. 1950
Symank, John (DB), Florida 1963
Szot, Walt (T), Bucknell. 1946-48

T

Ta'amu, Alameda (NT), Washington 2013-14
Tafoya, Joe (DE), Arizona 2007
Talley, Ronald (DE), Delaware 2011-13
Tanner, Barron (DT), Oklahoma 2000-03
Tant, Jay (TE), Northwestern 2000
Tardits, Richard (LB), Georgia. 1989
Tasini, Pasoni (DL), Utah. 2018
Tate, Robert (CB), Cincinnati 2004-06
Taylor, Chester (RB), Toledo 2011
Taylor, Curtis (S), Louisiana State 2013
Taylor, Jamar (CB), Boise State. 2018
Taylor, Jay (CB), San Jose State 1989-92
Taylor, Kerry (WR), Arizona State 2012-13
Taylor, Mike (T), Southern California 1973
Taylor, Stepfan (RB), Stanford 2013-16
Teeuws, Len (T), Tulane. 1954-57
Terry, Ryan (RB), Iowa 1995-96
Tharpe, Larry (T), Tennessee State 1995
Thaxton, Jim (TE), Tennessee State. 1978
Thomas, Jim (G), Oklahoma 1939-40
Thomas, Jordan (TE), Mississippi State 2020
Thomas, Logan (QB), Virginia Tech 2014
Thomas, Ralph (E), San Francisco 1952
Thomas, Earl (WR), Houston. 1974-75
Thompson, Anthony (RB), Indiana 1990-92
Thompson, Deionte (S), Alabama 2019-
Thompson, Everrette (DE), Washington 2013
Thompson, Harry (G), UCLA 1955
Thompson, Jalen (S), Washington State. 2019-
Thompson, Ken (WR), Utah State 1982-83
Thompson, Norm (DB), Utah 1971-76
Thompson, Ray (LB), Tennessee 2000-04
Thompson, Ricky (WR), Baylor 1982
Thornton, Bill (RB), Nebraska. . . . . 1963-65, '67
Thornton, Bruce (DE), Illinois. 1982
Thurbon, Bob (B), Pittsburgh. 1944
Thurman, Dennis (FS), Southern California 1986
Tilley, Pat (WR), Louisiana Tech 1976-86
Tillman, Pat (S), Arizona State 1998-2001
Times, Ken (DT), Southern 1981
Tinsley, Gaynell (E), Louisiana State . . . . . 1937-38, '40
Tinsley, Jess (T), Louisiana State 1929-33
Tipton, Gregg (QB), Hawaii 1987
Tipton, Howard (B), Southern California 1933-37
Togafau, Pago (LB), Idaho State 2008-09
Tolbert, Jim (S), Lincoln (Mo.). 1973-75
Toler, Greg (CB), Saint Paul's (Va.) 2009-12
Tolliver, Jalen (WR), Arkansas-Monticello 2018
Tonelli, Mario (B), Notre Dame . . . . . .1940, '45
Toner, Cole (G), Harvard 2016
Toogood, Charley (G), Nebraska 1957
Toscani, Frank (B), Saint Mary's (Calif.) 1932
Tosi, Mao (DT), Idaho 2000-01
Toth, Brett (OL), Army 2019-20
Towns, Lester (LB), Washington 2005
Towns, Robert (DB), Georgia 1960
Townsend, Curtis (LB), Arkansas 1978
Tracey, John (LB), Texas A&M. 1959-60
Traynowicz, Mark (G), Nebraska. . . . . .1988, '89
Tays, Jim (B), Penn State 1925
Triplett, Bill (RB), Miami (Ohio) . . . . . 1962-63, '65-66
Triplett, Wally (B), Penn State 1952-53
Trippi, Charley (B), Georgia 1947-55
Tripucka, Frank (QB), Notre Dame 1950-52
Truluck, R-Kal (DE), SUNY-Cortland 2005
Tubbs, Jerry (LB), Oklahoma. 1957-58
Tucker, Mark (C), Southern California. 1993-94
Tuerk, Max (C), Southern California 2017
Tuman, Jerame (TE), Michigan 2008
Tupa, Tom (QB/P), Ohio State 1988-91
Turner, Herschel (G/T), Kentucky. 1964-65
Turner, Marcus (DB), UCLA 1989-91
Turner, Ezekiel (LB), Washington. 2018-
Tyler, Pete (B), Hardin-Simmons 1937-38

U

Ucovich, Mitch (T), San Jose State 1945
Ulrich, Charles (T), Illinois. 1954-58
Underwood, John (G), None 1929
Upshaw, Marvin (DT), Trinity (Tex.) 1976
Urban, Jerheme (WR), Trinity. 2007-09
Usher, Darryl (WR), Illinois 1989

V

Valentine, Vincent (DL), Nebraska 2018
Vallejo, Elliot (T), Cal-Davis 2008
Vallejo, Tanner (LB), Boise State 2019-
Valles, Hakeem (TE), Monmouth 2016
Vanden Bosch, Kyle (DE), Nebraska 2001-04
Vander Poel, Mark (T), Colorado 1994
Van Galder, Tim (QB), Iowa State 1972-74
Vanzo, Fred (B), Northwestern 1941
Vatterott, Charles (T), Southwest Texas State 1987
Vaughan, Charles (B), Tennessee 1936
Veldheer, Jared (T), Hillsdale 2014-17
Vesser, John (E), Idaho . . . . . 1927, '30-31
Villa, Danny (C/G/T), Arizona State. 1992
Vincent, Keydrick (G), Mississippi 2007
Vodicka, Joe (B), None 1945
Vokaty, Otto (B), Heidelberg 1933
Volok, Bill (G), Tulsa. 1934-39
Vujnovich, Jeremy (OL), Louisiana College 2018-19

W

Wadsworth, Andre (DE), Florida State 1998-00
Wagenmann, Zack (LB), Montana 2015
Wager, Clint (E), St. Mary's (Minn.) . . . . . 1943, '45
Wagstaff, Jim (B), Idaho State. 1959
Wahler, Jim (DT), UCLA 1989-92
Wakefield, Fred (DE/OT/TE), Illinois 2001-06
Walczak, Mark (TE), Arizona 1988
Waldron, Austin (G), Gonzaga. 1927
Walker, Charles (DT/DE), Duke 1964-72
Walker, Darwin (DT), Tennessee. 2000
Walker, Joe (LB), Oregon 2018-19
Walker, Quentin (RB), Virginia 1984-85
Walker, Reggie (LB), Kansas State. 2009-12
Walker, Reggie (LB), Kansas State. 2020-
Wallerstedt, Brett (LB), Arizona State 1993
Wallner, Fred (G), Notre Dame . . . . . 1951-52, '54-55
Walls, Raymond (CB), Southern Mississippi. 2005
Walters, Troy (WR), Stanford 2006
Walz, Zack (LB), Dartmouth 1998-2001
Ward, Jonathan (RB), Central Michigan 2020-
Ware, Matt (CB/S), UCLA 2006-10
Ware, Derek (TE), Central State (Okla.) 1992-94
Warner, Kurt (QB), Northern Iowa 2005-09
Washington, Charles (S), Fresno State 2019-
Washington, Chris (LB), Iowa State. 1990
Washington, Daryl (LB), Texas Christian. 2010-13
Washington, Eric (DB), Texas-El Paso. 1972-73
Washington, Lionel (DB), Tulane. 1983-86
Waters, Andre (S), Cheyney State 1994
Watford, Earl (T/G), James Madison. 2013-17
Watford, Gerry (E), Alabama. 1953-54
Watkins, Bob (B), Ohio State 1958
Watkins, Todd (WR), Brigham Young 2006
Watson, Gabe (DT), Michigan 2006-10
Watt, Walt (B), Miami (Fla.). 1945
Weatherspoon, Sean (LB), Missouri 2015
Weaver, Charles (G), Chicago 1930
Weber, Chuck (LB), West Chester State. 1956-58
Wedel, Dick (G), Wake Forest 1948
Wedige, Scott (C), Northern Illinois. 2012
Wehrli, Roger (CB), Missouri. 1969-82
Weller, Ray (T), Nebraska 1926-27

Wells, Beanie (RB), Ohio State 2009-12
Wells, Reggie (G/T), Clarion 2003-09
Welter, Tom (G/T), Nebraska. 1987
Wendt, Ken (G), Marquette. 1932
West, Jeff (P), Cincinnati. 1975
West, Stan (G), Oklahoma 1956-57
West, William (DB), Oregon 1960-61
Westerman, Jamaal (LB), Rutgers 2012
Wetzel, John (G/T), Boston College. 2016-18
Whalen, Bill (T), None. 1920-24
Wham, Tom (E), Furman 1949-51
Wheeler, Ernie (B), North Dakota State . . . . . .1939, '42
Wheeler, Ted (G), West Texas State 1967-68
Whitaker, Bill (DB), Missouri 1983-84
White, Anthony (RB), Kentucky 2002
White, Arthur (G), Alabama 1940-41
White, Corey (CB), Samford 2015
White, Paul (RB), Texas-El Paso 1970-71
White, Ray (LB), Syracuse 1975-76
Whiting, Teag (G), Brigham Young 2002-03
Whitley, Eddie (CB), Virginia Tech. 2014
Whitman, Laverne (B), Tulsa 1951-53
Whittaker, Jace (CB), Arizona. 2020-
Wicks, Bob (WR), Utah State 1972
Widerquist, Chet (T), Washington & Jefferson. . .1926-28
Wile, Matt (P), Michigan 2016
Willard, Ken (RB), North Carolina 1974
Williams, Aeneas (CB), Southern. 1991-2000
Williams, Bobby (DB), Central State (Okla.) 1966-67
Williams, Brandon (CB), Texas A&M. 2016-19
Williams, Brandon (LB), Texas Tech 2011
Williams, Chad (WR), Grambling State 2017-18
Williams, Chris (DL), American International. 1991
Williams, Clarence (RB), Michigan. 1999-2000
Williams, Clyde (T), Southern 1967-71
Williams, Dan (DT), Tennessee 2010-14
Williams, Dave (WR), Washington 1967-71
Williams, Eric (LB), Southern California 1977-82
Williams, Gerald (CB), Langston 1980
Williams, Herb (DB), Southern 1981-82
Williams, Jake (T), Texas Christian 1929-33
Williams, James (CB), Fresno State 1994
Williams, Jamie (TE), Nebraska 1983
Williams, Karl (WR/PR), Texas A&M Kingsville. 2004
Williams, Kerwynn (RB), Utah State 2014-17
Williams, Kevin (WR), Miami (Fla.) 1997
Williams, Maxx (TE), Minnesota 2019-
Williams, Rex (C), Texas Tech 1940
Williams, Ryan (RB), Virginia Tech 2011-13
Williams, Stephen (WR), Toledo 2010-11
Williams, Teddy (WR), Texas-San Antonio 2013
Williams, Tramon (CB), Louisiana Tech. 2017
Williams, Trevor (DB), Penn State 2019
Williams, Willie (T), Louisiana State 1990-92
Williams, Xavier (DT), Northern Iowa 2015-17
Willingham, Larry (DB), Auburn . . . . . 1971-72, '76
Wilson, Adrian (SS), North Carolina State. 2001-12
Wilson, Bernard (DT), Tennessee State. 1994-98
Wilson, Bill (E), Gonzaga. 1935-37
Wilson, Gordon (C), Texas Mines. . . . . 1942-43, '45
Wilson, Karl (DE), Louisiana State. 1989
Wilson, Larry (S), Utah 1960-72
Wilson, Mike (DB), Western Illinois. 1969
Wilson, Ramik (LB), Georgia. 2019
Winslow, Ryan (P), Pittsburgh 2019
Winston, Eric (T), Miami (Fla.) 2013
Withrow, Cal (C), Kentucky. 1974
Wolf, Joe (T/G), Boston College 1989-97
Wolfley, Ron (RB), West Virginia. 1985-91
Womack, Floyd (G), Mississippi State. 2011
Wood, Bob (T), Alabama 1940
Wood, Mike (P/K), Southeast Missouri State. . . .1978-79
Woodeshick, Tom (RB), West Virginia. 1972
Woodley, LaMarr (LB), Michigan 2015
Woodruff, Jim (E), Pittsburgh. 1926
Woods, LeVar (LB), Iowa 2001-04
Woodson, Abe (DB), Illinois. 1965-66
Woolsey, Rolly (DB), Boise State. 1978
Word, Barry (RB), Virginia 1994
Wortman, Keith (G), Nebraska 1976-81
Wragge, Tony (G), New Mexico State 2002-03
Wright, Charles (CB), Tulsa. 1987
Wright, Jason (RB), Northwestern. 2009-10
Wright, Nate (DB), San Diego State. 1969-70
Wright III, Scooby (LB), Arizona 2016-17
Wright, Steve (T), Alabama 1972
Wright, Willie (TE/H-B), Wyoming. 1992
Wukits, Al (C), Duquesne. 1944
Wyche, Sam (QB), Furman 1976

Y

Yablonski, Ventan (B), Columbia. 1948-51
Yankowski, Ron (DE), Kansas State 1971-76
Yarr, Tom (C), Notre Dame 1933
Yeisley, Don (E), None. 1927-28
Young, Bob (G), Howard Payne. 1972-79
Young, D.J. (T), Michigan State 2011
Young, Lonnie (FS), Michigan State. 1985-90
Young, Michael (LB), Illinois 2002-03
Younger, Jordan (DB), Connecticut 2000

Z

Zamort, Ronald (CB), Western Michigan. 2017
Zandofsky, Mike (G), Washington 1989
Zastudil, Dave (P), Ohio 2011-14
Zelencik, Frank (T), Oglethorpe. 1939
Zellner, Peppi (DE), Fort Valley State. 2004
Zenner, Zach (RB), South Dakota State 2019
Zimny, Bob (T), Indiana. 1945-49
Zoia, Clyde (G), Notre Dame. 1920-23
Zook, John (DE), Kansas 1976-79
Zontini, Lou (B), Notre Dame. 1940-41
Zordich, Michael (S), Penn State. 1989-93

ALL-TIME NUMERICAL ROSTER

1

Driscoll, John "Paddy" (B), Northwestern. 1920-25
McCrane, Matt (K), Kansas State. 2018
Murray, Kyler (QB), Oklahoma. 2019-
Oglesby, Cedric (K), South Carolina State. 2001
Rackers, Neil (K), Illinois. 2003-09
Stein, Bill (C), Fordham. 1927-28

2

Bartel, Richard (QB), Tarleton State 2010-11
Butler, Drew (P), Georgia. 2014-16
Dunn, Joe (B), Marquette 1925-26
Furrer, Will (QB), Virginia Tech 1993
Jones, Ben (B), Grove City. 1927-28
Lee, Andy (P), Pittsburgh (also wore #4). 2017-
Mohardt, John (B), Notre Dame (also wore #15). 1922-23
Nugent, Mike (K), Ohio State . . . . . 2009, '20
Peterson, Todd (K), Georgia 1994
St. Pierre, Brian (QB), Boston College 2008-09
Trippi, Charley (B), Georgia (also wore #62). 1947-55
Zoia, Clyde (G), Notre Dame (also wore #8) 1920-23

3

Anderson, Derek (QB), Oregon State 2010
Anderson, Drew (QB), Murray State. 2019
Butler, Kevin (K), Georgia 1996-97
Butts, Ed (B), Chico State (also wore #17). 1929
Erickson, Hal (B), Washington & Jefferson. 1925-28
Feely, Jay (K), Michigan (also wore #4). 2010-13
Gambrell, Billy (E), South Carolina 1963-67
Guglielmi, Ralph (QB), Notre Dame. 1961
Izo, George (QB), Notre Dame 1960
King, Andy (B), West Virginia. 1923-24
Klumb, John (E), Washington State (also wore #56) . . 1939-40
Lange, Jim (E), Montana State. 1929
Novak, Nick (K), Maryland 2005
Palmer, Carson (QB), Southern California 2013-17
Rosen, Josh (QB), UCLA 2018
Rosenbach, Timm (QB), Washington State 1989-92
Scanlon, John (B), DePaul. 1921

4

Anderson, Ed (E), Notre Dame (also wore #16, 22) . . . 1922-25
Barry, Norm (B), Notre Dame 1921
Dawson, Phil (K), Texas. 2017-18
Dysert, Zac (QB), Miami (Ohio). 2016
Feely, Jay (K), Michigan (also wore #3). 2010-13
Hasselbeck, Tim (QB), Boston College 2007
King, Shaun (QB), Tulane 2004
Kolb, Kevin (QB), Houston. 2011-12
Lee, Andy (P), Pittsburgh (also wore #2). 2017-
Levy, Chuck (WR/RB/KR), Arizona. 1994-95
Mahoney, Ike (B), Creighton. . . . . 1925-28, '31
McGee, Bob (T), Santa Clara. 1938
Reed, Joe (B), Louisiana State (also wore #16, 19) . . 1937, '39
Tays, Jim (B), Penn State 1925

5

Barr, Mike (P), Rutgers 2007
Davis, Greg (K), Citadel. 1991-96
Gillies, Fred (T), Cornell (also wore #10, 11) 1920-28
Gonzalez, Zane (K), Arizona State. 2018-20
Graham, Ben (P), Deakin (Australia) 2008-11
Hogeboom, Gary (QB), Central Michigan 1989
Hurlburt, John (G), Chicago 1924-25
Koehler, Bob (G), Northwestern (also wore #14, 18, 19) . 1921-26
LaRosa, Paul (E), None 1920-21
May, Chad (QB), Kansas State. 1996
Mitchell, Tywan (WR/TE), Minn. St.-Mankato (also wore #83). . 1999-01
Risvold, Ray (B), St. Edwards (Tex.) 1927-28
Stanton, Drew (QB), Michigan State 2013-17

6

Bryan, Jon (B), Chicago 1922
Crangle, John (B), Illinois. 1923
Davey, Rohan (QB), Louisiana State 2005
Duncan, Tim (K), Oklahoma 2002-03
Hall, Max (QB), Brigham Young 2010-11
Halstrom, Bernie (B), Illinois. 1920-21
Hill, Don (B), Stanford 1929
Hoyer, Brian (QB), Michigan State 2012
Illman, Ed (B), Montana 1928
Lamb, Rod (B), Lombard . . . . . 1926-27, '33
Nedney, Joe (K), San Jose State. 1997-99
Ranspot, Keith (E), Southern Methodist. 1940
Thomas, Logan (QB), Virginia Tech 2014
Wedel, Dick (G), Wake Forest 1948
Wile, Matt (P), Michigan 2016

7

Angsman, Elmer (B), Notre Dame 1946-52
Arterburn, Elmer (B), Texas Tech. 1954
Beuerlein, Steve (QB), Notre Dame 1993-94
Catanzaro, Chandler (K), Clemson 2014-16
Dewell, Bill (E), Southern Methodist (also wore #41). . 1940-41, '45-49
Egan, Dick (E), Wilmington (also wore #9). 1920-23
Esiason, Boomer (QB), Maryland. 1996
Gabbert, Blaine (QB), Missouri 2017
Glennon, Mike (QB), North Carolina State 2018
Gramatica, Bill (K), South Florida 2001-03
Grant, Hugh (B), St. Mary's (Calif.) 1928
Hall, John (B), Texas Christian (also wore #77) . . 1940-41, '43
Hogan, Tom (T), Detroit 1926
Hundley, Brett (QB), UCLA. 2019-20
Ivy, Frank (Pop), (E), Oklahoma (also wore #42, 51) . . 1940-42, '45-47
Johnson, Ray (B), Denver 1940
Kupp, Craig (QB), Pacific Lutheran 1991
Leggett, Dave (B), Ohio State 1955
Leinart, Matt (QB), Southern California 2006-09
Marchibroda, Ted (QB), Detroit. 1957
Nagel, Ray (B), UCLA 1953
Nagel, Ross (T), St. Louis 1942
Sachs, Len (E), Loyola (Ill.) (also wore #22) . . . . 1920-23, '25
Strader, Norman "Red" (B), St. Mary's (Calif.). 1927
Towns, Robert (DB), Georgia 1960

8 (Retired)

Lawrence, Jim (B), Texas Christian (also wore #11, 30) . 1936-39
McHan, Lamar (QB), Arkansas. 1954-58
McMahon, Byron (G), Cornell 1923
Tripucka, Frank (QB), Notre Dame 1950-52
Wilson, Larry (S), Utah (honored with number retirement) . . 1960-72
Zoia, Clyde (G), Notre Dame (also wore #2) 1920-23

9

Barkley, Matt (QB) Southern California . . . . . 2015, '17
Boyd, Shane (RB) Kentucky 2006
Bradford, Sam (QB), Oklahoma 2018
Bucklin, Tom (B), Idaho 1927
Cowhig, Jerry (B), Notre Dame 1950
Egan, Dick (E), Wilmington (also wore #7). 1920-23
Foster, Ralph (T), Oklahoma A&M (also wore #60, 64, 77) 1945-46
Johnson, Dirk (P), Northern Colorado 2008
Keenan, Sean (QB), Williams (Mass.). 2000
McMahon, Jim (QB), Brigham Young 1994
Method, Russ (B), None. 1929
Pancieri, Don (QB), San Francisco. 1952
Quigley, Ryan (P), Boston College. 2016
Sauter, Cory (QB), Minnesota 1998
Winslow, Ryan (P), Pittsburgh 2019
Zastudil, Dave (P), Ohio 2011-14

10

Atkinson, Jess (K), Maryland 1985
Beathard, Pete (QB), Southern California 1970-71
Buckeye, Garland (T), None (also wore #14). 1920-24
Claypool, Ralph (C), Purdue (also wore #30). . . . . 1925-26, '28
Donckers, Bill (QB), San Diego State. 1976-77
Feagles, Jeff (P), Miami (Fla.) 1994-97
Fisher, Ev (B), Santa Clara (also wore #40). 1938-39
Garza, Sammy (QB), Texas-El Paso. 1987
Gelbaugh, Stan (QB), Maryland. 1991
Gillies, Fred (T), Cornell (also wore #5, 11) 1920-28
Golden, Brittan (WR), West Texas A&M 2013-17
Hopkins, DeAndre (WR), Clemson 2020-
Lee, John (K), UCLA 1986
McInerney, Arnie (C), Notre Dame (also wore #11, 12). . 1920-27
Player, Scott (P), Florida State 1998-06
Rector, Jamaica (WR), NW Missouri State. 2007
Swider, Larry (P), Pittsburgh 1980
Vesser, John (E), Idaho (also wore #28, 36). . . . . 1927, '30-31
Williams, Chad (WR), Grambling State (also wore #16). 2017-18
Zontini, Lou (B), Notre Dame. 1940-41

11

Agee, Sam (B), Vanderbilt 1938-39
Banonis, Vince (C), Detroit (also wore #32) . . . . . 1942, '46-50
Blake, Jeff (QB), East Carolina 2003
Bojovic, Novo (K), Central Michigan 1985
Bonner, Sherdrick (QB), California State-Northridge 1999
Bulger, Chet (T), Auburn (also wore #70, 73) . . 1942-43, '45-49
Elkins, Fait (B), Marshall 1939
Fitzgerald, Larry (WR), Pittsburgh 2004-
Francis, Gene (B), Chicago 1926
Gillies, Fred (T), Cornell (also wore #5, 10) 1920-28
Gilmore, Bryan (WR), Midwestern St. (Tex.) (also wore #86) . . 2000-03
Graham, Kent (QB), Ohio State 1996-97
Hock, John (T), Santa Clara 1950
Horne, Greg (P), Arkansas 1987-88
Humphrey, Buddy (QB), Baylor 1963-65
Joyce, Don (T), Tulane (also wore #71) 1951-53
Kasper, Kevin (WR), Iowa (also wore #82) 2002-03
Lawrence, Jim (B), Texas Christian (also wore #8, 30) . . 1936-39
McInerney, Arnie (C), Notre Dame (also wore #10, 12) . . 1920-27
Moynihan, Tim (C), Notre Dame (also wore #40) 1932-33
Nevers, Ernie (B), Stanford (also wore #44) 1929-31
O'Donoghue, Neil (K), Auburn 1980-85
Purdin, Cal (B), Tulsa 1943
Rooney, Bill (C), None 1929
Rundquist, Elmer (T), Illinois 1922
Schroeder, Jay (QB), UCLA 1994
Schubert, Eric (K), Pittsburgh 1986
Shaw, Dennis (QB), San Diego State 1974-75
Tinsley, Gaynell (E), Louisiana State (also wore #31, 49) . . . . . 1937-38, '40
Weller, Ray (T), Nebraska 1926-27
Widerquist, Chet (T), Washington & Jefferson 1926-28

12

Braidwood, Charles (E), Tennessee-Chattanooga 1932
Brown, John (WR), Pittsburg State 2014-17
Brunner, Scott (QB), Delaware 1985
Carpenter, Chad (WR), Washington State 1997-99
Carrell, Duane (P), Florida State 1977
Cooper, Pharoh (WR), South Carolina 2018-19
Davidson, Joe (G), Colgate 1928
Johnson, Charley (QB), New Mexico State 1961-69
Kassel, Charles (E), Illinois (also wore #43) 1929-33
Keithley, Gary (QB), Texas-El Paso 1973-75
Larson, Paul (QB), California 1957
Leonard, John (T), Indiana (also wore #19) 1922-23
Little, Steve (P/K), Arkansas 1978-80
Mackey, Kyle (QB), East Texas State 1984
McCown, Josh (QB), Sam Houston State 2002-05
McInerney, Arnie (C), Notre Dame (also wore #10, 11) . . 1920-27
Murphy, Bill (G), Washington (Mo.) (also wore #25) . . 1940-41
Nisbet, Dave (E), Washington 1933
Pardonner, Earl (B), Purdue 1934-35
Rattay, Tim (QB), Louisiana Tech 2007
Roach, John (QB), Southern Methodist . . . . . 1956, '59-60
Roberts, Andre (WR), The Citadel 2010-13
Romanik, Steve (G), Villanova 1953-54
Russell, Doug (B), Kansas State (also wore #32, 33) . . 1934-39
Swanson, Evar (E), Lombard 1925-27
Stanley, Chad (P), Stephen F. Austin 2001
Tipton, Gregg (QB), Hawaii 1987
Tyler, Pete (B), Hardin-Simmons 1937-38
Vaughan, Charles (B), Tennessee 1936
Vokaty, Otto (B), Heidelberg 1933
Zelencik, Frank (T), Oglethorpe 1939

13

Brown, Jaron (WR), Clemson 2013-17
Chamberlin, Guy (C), Nebraska 1927
Crowder, Earl (B), Oklahoma 1939
Gallery, Jim (K), Minnesota 1987
Jacke, Chris (K), Texas-El Paso 1998-99
Kirk, Christian (WR), Texas A&M 2018-
Maynard, Don (WR), Texas-El Paso 1973
Warner, Kurt (QB), Northern Iowa 2005-09

14

Buckeye, Garland (T), None (also wore #10) 1920-24
Byrd, Damiere (WR), South Carolina 2019
Cater, Greg (P), Tennessee-Chattanooga 1986-87
Cherry, Ed (B), Hardin-Simmons 1938-39
Cuff, Ward (B), Marquette 1946
Drake, Kevin (WR), Alabama-Birmingham 1998
Etcheverry, Sam (QB), Denver 1961-62
Folz, Art (B), Chicago (also wore #17) 1923-25
Greisen, Chris (QB), Northwest Missouri State 1999-01
Koehler, Bob (G), Northwestern (also wore #5, 18, 19) 1921-26
Lindley, Ryan (QB), San Diego State 2012-14
Loyd, Mike (QB), Missouri Southern State 1979-80
Madden, Lloyd (B), Colorado Mines 1940
Marelli, Ray (G), Notre Dame 1928
Marquardt, John (E), Illinois 1921
McIvor, Rick (QB), Texas 1984-85
Nelson, J.J. (WR), Alabama-Birmingham 2015-18
Newhouse, Reggie (WR), Baylor (also wore #87) 2003-05
Nofsinger, Terry (QB), Utah 1965-66
Roberts, Hal (P), Houston 1974
Slater, Fred (T), Iowa (also wore #47, 91) 1926-31
Watkins, Todd (WR), Brigham Young 2006
Williams, Kevin (WR), Miami (Fla.) (also wore #84) 1997
Williams, Stephen (WR), Toledo (also wore #18) 2010-11

15

Blanchard, Cary (K), Oklahoma State 2000-01
Blumer, Herb (E), Missouri (also wore #17, 20) . . . 1925-30, '33
Breaston, Steve (WR), Michigan 2007-10
Bruckner, Les (B), Michigan State 1945
Case, Stoney (QB), New Mexico 1995-98
Christman, Paul (QB), Missouri (also wore #44) 1945-49
Crabtree, Michael (WR), Texas Tech 2019
Cuozzo, Gary (QB), Virginia 1972
Curran, Harry (B), Boston College 1920-21
Curzon, Harry (B), None 1928
Dupre, Malachai (WR), Lousiana State 2018
Floyd, Michael (WR), Notre Dame 2012-16
Holiday, Carlyle (WR), Notre Dame 2005-06
Houghton, Jerry (T), Washington State 1951
Lomax, Neil (QB), Portland State 1981-89
Mohardt, John (B), Notre Dame (also wore #2) 1922-23
Parker, Buddy (B), Centenary 1937-43
Parsons, Preston (QB), Northern Arizona 2002-03
Pisarkiewicz, Steve (QB), Missouri 1977-79
Springsteen, Bill (E), Lehigh (also wore #18) 1927-28
Spurlock, Micheal (WR), Mississippi 2006
Streveler, Chris (QB), South Dakota 2020-
Wyche, Sam (QB), Furman 1976
Zimny, Bob (T), Indiana (also wore #63) 1945-49

16

Adams, Henry (C), Pittsburgh 1939
Anderson, Ed (E), Notre Dame (also wore #4, 22) 1922-25
Austin, Kent (QB), Mississippi 1986
Brennan, Willis (T), None (also wore #18, 19) 1920-27
Buck, Mike (QB), Maine 1995
Camarillo, Rich (P), Washington 1989-93
Erickson, Mickey (C), Northwestern 1930-31
Hill, King (QB), Rice 1960-69
Knight, Charles (C), None 1920-21
Lisch, Rusty (QB), Notre Dame 1980-84
Navarre, John (QB), Michigan 2004-06
Plasman, Dick (E), Vanderbilt 1946-47
Plummer, Jake (QB), Arizona State 1997-02
Ross, Jeremy (WR), California 2016
Sherfield, Trent (WR), Vanderbilt 2018-20
Van Galder, Tim (QB), Iowa State 1972-74
Williams, Chad (WR), Grambling State (also wore #10) . 2017-18
Williams, Teddy (WR), Texas-San Antonio 2013

17

Arapostathis, Evan (P/K), Eastern Illinois 1986
Berger, Mitch (P), Colorado 2007
Blumer, Herb (E), Missouri (also wore #15, 20) . . . 1925-30, '33
Brown, Dave (QB), Duke 1998-2001
Butler, Hakeem (WR), Iowa State 2019
Butts, Ed (B), Chico State (also wore #3) 1929
Byrd, LaRon (WR), Miami (Fla.) 2012-13
Chandler, Chris (QB), Washington 1991-93
Compton, Ogden (QB), Hardin-Simmons 1955
Del Greco, Al (K), Auburn 1987-90
Folz, Art (B), Chicago (also wore #14) 1923-25
Hanlon, Bob (B), Loras 1948
Hart, Jim (QB), Southern Illinois 1966-83
Isabella, Andy (WR), Massachusetts (also wore #89) 2019-
Jones, Onrea (WR), Hampton 2010
Krieg, Dave (QB), Milton 1995
Kuharich, Joe (G), Notre Dame (also wore #88) . . 1940-41, '45
Larson, Fred (C), Notre Dame 1929
Lauro, Lin (B), Pittsburgh 1951
Mason, Joel (E), Western Michigan 1939
Merkovsky, Elmer (T), Pittsburgh 1944
Montgomery, Ralph (T), Centre 1923
Nolan, Earl (T), Arizona 1937-38
Parker, Ezekiel (WR), Louisville 2002
Randolph, Clare (C), Indiana 1930
Rexer, Freeman (E), Tulane (also wore #62, 63) . . . . 1943, '45
Reynolds, Mack (QB), Louisiana State 1958-59
Root, Jim (QB), Miami (Ohio) . . . . . 1953, '56
Rydzewski, Frank (T), Notre Dame 1921
Schneidman, Herman (B), Iowa 1940
Stuckey, Chansi (WR), Clemson 2011
Swartz, Chris (QB), Morehead State 1994
Tolliver, Jalen (WR), Arkansas-Monticello 2018
Waldron, Austin (G), Gonzaga 1927

18

Albert, Sergio (K), U.S. International 1974
Babartsky, Al (T), Fordham (also wore #24, 46) . . .1938-39, '41-42
Birdsong, Carl (P), Southwestern Oklahoma State 1981-85
Brennan, Willis (T), None (also wore #16, 19) 1920-27
Bundy, Marquis (WR), New Mexico 2016
Currivan, Don (E), Boston College (also wore #54) 1943
Ellis, Walt (T), Detroit 1926-27
Gainor, Charles (E), North Dakota 1939
Harmon, Ham (C), Tulsa 1937
Holm, Bernie (B), Alabama 1932
Hughes, Bernie (C), Oregon 1934-36
Jackson, John (WR), Southern California (also wore #80) . . . 1990-92
Kiesling, Walt (G), St. Thomas (Minn.) (also wore #19, 49) . 1929-33
Kiley, Roger (E), Notre Dame 1923
Koehler, Bob (G), Northwestern (also wore #5, 14, 18, 19) . . 1921-26
Komar, Max (WR), Idaho 2010
Knox, Kevin (WR), Florida State (also wore #82) 1994
Larson, Lou (B), None 1929
Manges, Mark (QB), Maryland 1978
McCullough, Andy (WR), Tennessee 1998-99
Moe, Hal (B), Oregon State 1933
Mulleneaux, Lee (C), Arizona 1938
Petrovich, George (T), Texas 1949-50
Schwartz, Elmer (B), Washington State 1932
Soliday, Jake (WR), Northern Iowa 2002
Springsteen, Bill (E), Lehigh (also wore #15) 1927-28
Stoudt, Cliff (QB), Youngstown State 1986-88
Taylor, Kerry (WR), Arizona State 2012-13
Wallner, Fred (G), Notre Dame (also wore #61, 68) . . . 1951-52, '54-55
Williams, Stephen (WR), Toledo (also wore #14) 2010-11

19

Agudosi, Carlton (WR), Rutgers 2017
Brennan, Willis (T), None (also wore #16, 18) 1920-27
Ginn Jr., Ted (WR), Ohio State 2014
Halloran, Shawn (QB), Boston College 1987
Hubert, Chris (WR), Fayetteville State 2016
Jenkins, MarTay (WR), Nebraska-Omaha (also wore #82) . . . 1999-02
Johnson, KeeSean (WR), Fresno State 2019-
Kiesling, Walt (G), St. Thomas (Minn.) (also wore #18, 49) . 1929-33
Killiher, Lyons (G), None 1928
Koehler, Bob (G), Northwestern (also wore #5, 14, 18, 18) . . 1921-26
Leonard, John (T), Indiana (also wore #12) 1922-23
Lillard, Joe (B), Oregon State 1932-33
Long, Lance (WR), Mississippi State 2009
May, Bill (B), Louisiana State 1937-38
McCoy, LeRon (WR), Indiana (PA) 2005-06
Mehringer, Pete (T), Kansas (also wore #23) 1934-36
Murphy, Jim (B), St. Thomas (Minn.) 1928
Poole, Nathan (WR), Marshall (also wore #89) 2001-03
Reed, Joe (B), Louisiana State (also wore #4, 16) . . . 1937, '39
Rucinski, Ed (E), Indiana (also wore #51) 1943-46
Sacca, Tony (QB), Penn State 1992-93
Skelton, John (QB), Fordham 2010-12
Smith, Charles (B), Georgia 1947
Spiller, Phil (DB), California State-Los Angeles 1967
Tupa, Tom (QB/P), Ohio State 1988-91
Underwood, John (G), None 1929
Williams, Jake (T), Texas Christian (also wore #42) . . . 1929-33
Wood, Mike (P/K), Southeast Missouri State 1978-79

20

Anderson, Damien (RB), Northwestern (also wore #22) . . 2002-05
Auer, Howard (T), Michigan 1933
Bailey, Claron "Monk" (DB), Utah 1964-65
Bailey, Johnny (RB/KR), Texas A&I 1992-93
Barber, Mike (WR), Marshall 1989
Barnes, Mike (DB), Texas-Arlington 1967-68
Bell, Gordon (RB), Michigan 1978-79
Blumer, Herb (E), Missouri (also wore #15, 17) . . . 1925-30, '33
Brock, Sr., Tramaine (CB), Minnesota (Belhaven) 2019
Brown, Ralph (CB), Nebraska 2007-09
Bucannon, Deone ($LB), Washington State (also wore #36) 2014-18
Cason, Antoine (CB), Arizona 2013
Chappell, Leon (G), None 1920-21
Coffee, Jim (B), Louisiana State 1937-38
Cross, Bill (B), West Texas State (also wore #90) 1951-53
Curtis, Travis (FS), West Virginia 1987-88
Dwyer, Jonathan (RB), Georgia Tech 2014
Farr, Miller (DB), Wichita State 1970-72
Goble, Les (B), Alfred 1954-55
Hall, Ken (RB), Texas A&M . . . . . 1959, '61
Jefferson, A.J. (CB), Fresno State 2010-11
Kenneally, George (G), St. Bonaventure 1930
Kirkpatrick, Dre (CB), Alabama 2020
Lewis, Woodley (B), Oregon 1956-59
Moore, Ronald (RB), Pittsburg State (Kan.) (also wore #30) . . 1993-94, '97
Neuman, Bob (E), Illinois Wesleyan 1934-36
Oliver, Clancy (CB), San Diego State 1973
Ramsey, Garrard (G), William & Mary 1946-51
Reid, Lamont (CB), North Carolina State (also wore #23) . . 2005
Robl, Hal (B), Wisconsin State-Oshkosh 1945
Sensibaugh, Mike (S), Ohio State 1972-77
Vodicka, Joe (B), None 1945
Waters, Andre (S), Cheyney State 1994
Willard, Ken (RB), North Carolina 1974

21

Abdullah, Hamza (S), Washington State (also wore #23, 41) . . 2009-11
Beal, Norm (DB), Missouri 1962
Blackwell, Hal (B), South Carolina 1945
Bohlmann, Frank (G), Marquette 1942
Campbell, Bill (G), Oklahoma (also wore #53) 1945-49
Davis, Cedric (CB), Tennessee State 1995
Davis, Dexter (DB), Clemson (also wore #48) 1991-93
Dowling, Pat (E), DePaul 1929
Eaton, Tracey (S), Portland State 1990
Greene, Ed (E), Loyola (Ill.) 1926-27
Hardy, Jim (B), Southern California (also wore #22, 24) . . 1949-51
Hill, Renaldo (CB), Michigan State (also wore #45) . . . 2001-04
Horstmann, Roy (B), Purdue (also wore #42) 1934
Jackson, Mark (CB), Abilene Christian 1987

Johnson, Al (B), Kentucky 1939-41
Keane, Tom (B), West Virginia 1955
Kingery, Ellsworth (B), Tulane 1954
Malloy, Les (B), Loyola (Ill.) 1931-33
Metcalf, Eric (WR/KR), Texas 1998
Metcalf, Terry (RB), California State-Long Beach 1973-77
Miniefield, Kevin (DB), Arizona State 1997
Pangle, Hal (B), Oregon State. 1935-38
Peterson, Patrick (CB), Louisiana State 2011-20
Robnett, Marshall (G), Texas A&M (also wore #43) . . 1943, '45
Rolle, Antrel (CB/S), Miami 2005-09
Sandifer, Dan (B), Louisiana State 1953
Sears, Jim (DB), Southern California . . . . . 1954, '57-58
Smith, Wilfred (E), DePaul 1923-25
Stief, Dave (WR), Portland State (also wore #84) 1978-82
Stovall, Jerry (DB), Louisiana State. 1963-71
Tinsley, Jess (T), Louisiana State (also wore #31) 1929-33
Whitman, Laverne (B), Tulsa 1951-53
Williams, Clarence (RB), Michigan 1999-2000
Williams, James (CB), Fresno State 1994
Yeisley, Don (E), None. 1927-28

22

Anderson, Damien (RB), Northwestern (also wore #20) 2002-05
Anderson, Ed (E), Notre Dame (also wore #4, 16) 1922-25
Baker, Conway (T), Centenary . . . . . 1936-43, '45
Burl, Alex (B), Colorado A&M 1956
Butler, Crezdon (CB), Clemson (also wore #32) 2011-12
Carter, Dyshod (CB), Kansas State (also wore #38) . . . 2004-05
Chachere, Andre (CB), San Jose State 2019
Duerson, Dave (DB), Notre Dame 1991-93
Gautt, Prentice (RB), Oklahoma 1961-67
Gay, William (CB), Louisville. 2012
Gehrke, Fred (B), Utah 1950
Gordon, Lou (T), Illinois 1930-35
Hardy, Jim (B), Southern California (also wore #21, 24) . . 1949-51
Higgs, Mark (RB), Kentucky 1994-95
Jackson, Charley (B), Southern Methodist 1958
Jefferson, Tony (S), Oklahoma 2013-16
Kay, Bill (DB), Purdue 1984
Knight, Tom (CB), Iowa (also wore #24) 1997-2001
Logan, T.J., (RB), North Carolina 2017-18
Mallouf, Ray (B), Southern Methodist (also wore #78, 98) . . . 1941, '46-48
Paul, Don (DB/HB), Washington State (also wore #37) 1950-53
Sachs, Len (E), Loyola (Ill.) (also wore #7) . . . . . 1920-23, '25
Smith, Emmitt (RB), Florida. 2003-04
Starks, Duane (CB), Miami (Fla.) (also wore #28) 2002-04
Thompson, Deionte (S), Alabama (also wore #35). 2019-
Ware, Matt (CB/S), UCLA 2006-10
Wehrli, Roger (CB), Missouri. 1969-82
Wilson, Adrian (SS), North Carolina State (also wore #24) . . 2001-12
Zenner, Zach (RB), South Dakota State 2019

23

Abdullah, Hamza (S), Washington State (also wore #21, 41) . . 2009-11
Alford, Robert (CB), Southeastern Louisiana. 2019-
Benwikere, Bene (CB), San Jose State 2018
Blazine, Tony (T), Illinois Wesleyan. 1935-40
Bradford, Ronnie (CB), Colorado 1996
Butler, John (B), Tennessee 1944
Clement, John (B), Southern Methodist. 1941
Fleming, Jamell (CB), Oklahoma 2012-13
Granger, Charles (G/T), Southern. 1961
Grice, Marion (RB), Arizona State 2014
Hearst, Garrison (RB), Georgia 1993-95
Hunter, Darrell (CB), Miami (Ohio) 2006
Johnson, Chris (RB), East Carolina 2015-17
McBride, Trumaine (CB), Mississippi 2010
McCann, Bryan (S), Southern Methodist. 2013
McGee, Dell (CB), Auburn (also wore #24) 1996-98
Mehringer, Pete (T), Kansas (also wore #19). 1934-36
Paremore, Bob (RB), Florida A&M 1963-64
Perrin, Benny (FS), Alabama. 1982-85
Peterson, Adrian (RB), Oklahoma 2017
Reid, Lamont (CB), North Carolina State (also wore #20) . .2005
Rhinehart, Coby (DB), Southern Methodist. 1999-03
Roland, Johnny (RB), Missouri 1966-72
Scott, Ed (FS), Grambling 1987
Speegle, Cliff (C), Oklahoma (also wore #64) 1945
Stone, Ken (DB), Vanderbilt 1977-80
Thurman, Dennis (FS), Southern California. 1986
Turner, Marcus (DB), UCLA 1989-91
Walls, Raymond (CB), Southern Mississippi. 2005
Whalen, Bill (T), None. 1920-24

24

Babartsky, Al (T), Fordham (also wore #18, 46) 1938-39, '41-42
Baker, Roy (B), Southern California. 1929-30
Bates, Mario (RB), Arizona State 1998-99
Brosky, Al (B), Illinois. 1954
Brown, Terry (DB), Oklahoma State 1969-70
Carr, Jim (B), Morris Harvey . . . . . 1955, '57
Cochran, John (B), Wake Forest 1947-50
Collins, Paul (B), Missouri 1945
Creighton, Milan (E), Arkansas (also wore #25). 1931-37
Currie, Herschel (DB), Oregon State. 1994
Hardy, Jim (B), Southern California (also wore #21, 22) . . 1949-51
Hunter, Patrick (CB), Nevada 1995
Hust, Al (E), Tennessee 1946
Kellogg, Clarence (B), St. Mary's (Calif.) 1936
Knight, Tom (CB), Iowa (also wore #22) 1997-2001
Kuzman, John (T), Fordham 1941
McCarthy, John (B), St. Francis. 1944
McGee, Dell (CB), Auburn (also wore #23) 1996-98
Morris, Wayne (RB), Southern Methodist 1976-83
O'Connor, Dan (G), Georgetown. 1920-24
Olson, Carl (T), UCLA 1942
Patrick, Frank (B), Pittsburgh. 1938-39
Psaltis, Jim (B), Southern California . . . . . 1953, '55
Reynolds, John (C), Baylor. 1937
Sitko, Emil (B), Notre Dame. 1951-52
Stacy, William (DB), Mississippi State 1959-63
Watkins, Bob (B), Ohio State 1958
Wilson, Adrian (S), North Carolina State (also wore #22) . . 2001-12
Wolfley, Ron (RB), West Virginia. 1985-91

25

Bakken, Jim (K), Wisconsin 1962-78
Bausby, De'Vante (CB), Pittsburg St. 2020
Belden, Charles (B), St. Mary's (Calif.) (also wore #39) 1929-31
Blair, Stanley (CB), Southeastern Oklahoma State 1990
Blount, Eric (RB/KR), North Carolina. 1992-93
Brooks, Carlos (DB), Bowling Green. 1995
Bryant, Christian (S), Ohio State. 2016
Chavous, Corey (DB), Vanderbilt 1998-2001
Christian, Marqui (S), Midwestern State. 2016
Clark, Beryl (B), Oklahoma. 1940
Creighton, Milan (E), Arkansas (also wore #24). 1931-37
Dowell, Gwyn (B), Texas Tech. 1935-36
Eckl, Bob (T), Wisconsin (also wore #46). 1945
Goss, Jason (CB), Texas Christian 2003
Green, Roy (DB/WR), Henderson State (also wore #81) . . 1979-90
Green, Eric (CB), Virginia Tech 2005-08
Greene, Frank (B), Tulsa 1934
Higgins, Jim (G), Trinity Texas 1941
Jones, Chris (CB), Nebraska 2018-19
Joseph, Johnathan (CB), South Carolina 2020
Koken, Mike (B), Notre Dame 1933
Krejci, Joe (E), Peru State (Ind.) 1934
McAfee, Fred (RB), Mississippi College. 1994
McFadden, Bryant (CB), Florida State 2009
Mitchell, Roland (CB), Texas Tech 1988-89
Moore, Bill (B), Loyola (La.) 1932
Murphy, Bill (G), Washington (Mo.) (also wore #12) . . 1940-41
Neill, Jim (B), Texas Tech 1939
Nolan, Dick (B), Maryland 1958
Norton, Jerry (DB), Southern Methodist. 1959-61
Ohalete, Ifeanyi (FS), Southern California 2004
Powers, Jerraud (CB), Auburn. 2013-15
Prentice, Travis (RB), Miami (Ohio) 2002
Rhodes, Kerry (FS), Louisville. 2010-12
Schillinger, Andy (WR), Miami (Ohio) 1988-89
Sims, Ken (CB), Iowa 1987
Williams, Tramon (CB), Louisiana Tech. 2017

26

Apolskis, Ray (T), Marquette (also wore #69, 75) . . . .1941-42, '45-50
Bogue, George (B), Stanford 1930
Brown, J.B. (DB), Maryland 1998
Cecil, Chuck (FS), Arizona 1993
Colbert, Rondy (DB), Lamar 1977
Cook, Dave (B), Illinois. 1934-36
Crump, Dwayne (DB), Fresno State 1973-76
Dougherty, Phil (C), Santa Clara 1938
Downs, Michael (FS), Rice 1989
Field, Amod (WR), Montclair State 1990-91
Fisher, Mike (WR), Baylor. 1981
Handler, Phil (G), Texas Christian (also wore #32, 46) . . 1930-36
Heidel, Jimmy (DB), Mississippi 1966
Hood, Roderick (CB), Auburn 2007-08
Hultz, George (DT), Southern Mississippi 1962
Johnson, Rashad (S), Alabama (also wore #49) 2009-15
Jones, Thomas (RB), Virginia 2000-02
Jones, Tony (DB), Syracuse (also wore #37). 1995
Latourette, Chuck (DB/P), Rice. . . . . .1967-68, '70-71
Ledbetter, Homer (B), Arkansas 1932-33
Lott, Thomas (RB), Oklahoma. 1979
Lyles, Lester (FS), Virginia 1988
McDaniel, Emmanuel (CB), East Carolina 2003
Miller, Milford (G), Chadron State 1936-37
Price, Mitchell (DB), Tulane 1992
Schmitt, George (S), Delaware 1983
Smith, Ben (DB), Georgia 1995-96
Smith, George (B), Villanova 1943
Steinbach, Larry (T), St. Thomas (Minn.). 1931-33
Tate, Robert (CB), Cincinnati 2004-06
Wells, Beanie (RB), Ohio State 2009-12
Williams, Brandon (CB), Texas A&M. 2016-19

27

Adams, Michael (CB) Louisiana-Lafayette. 2007-12
Allen, Carl (DB), Southern Mississippi 1977-82
Branch, Tyvon (S), Connecticut. 2016-17
Diehl, Charles (G), Idaho 1930-31
Dugan, Len (C), Wichita (also wore #46, 48) 1937-39
Eason, Nijrell (DB), Arizona State 2002
Howard, Ty (CB), Ohio State (also wore #29) 1997-98
Johnson, Greggory (SS), Oklahoma State 1987
Johnson, Leonard (CB), Iowa State. 2018
Lokanc, Joe (G), Northwestern 1941
Macklin, David (CB), Penn State 2004-06
Martin, Glen (B), Southern Illinois 1932
Mayes, Tony (FS), Kentucky 1987
Moss, Eddie (RB), Southeast Missouri State 1973-76
Nelson Jr., Robert (CB), Arizona State. 2015
Oldham, Chris (DB), Oregon . . . . . 1991, '92, '93-94
Paul, Tito (DB), Ohio State 1995-97
Peterson, Kevin (CB), Oklahoma State 2019-20
Shivers, Roy (RB), Utah State. 1966-72
Taylor, Curtis (S), Louisiana State 2013
Taylor, Jay (CB), San Jose State 1989-92
Tipton, Howard (B), Southern California (also wore #34) . . 1933-37
White, Corey (CB), Samford 2015

28

Arrington, J.J. (RB), California. 2005-08
Bennett, Tommy (S), UCLA. 1996-2000
Berry, Gil (B), Illinois 1935
Bethel, Justin (CB), Presbyterian (also wore #31) 2012-17
Bonelli, Ernie (B), Pittsburgh 1945
Carter, Ross (G), Oregon 1936-39
Ciccone, Ben (C), Duquesne 1942
Evans, Dick (E), Iowa (also wore #35). 1940-43
Farmer, Ted (RB), Oregon. 1978
Flenniken, Max (B), Geneva 1930
Giblin, Robert (DB), Houston 1977
Griffith, Homer (B), Southern California (also wore #33) . .1934
Jeffery, Tony (RB), Texas Christian 1988
Lainhart, Porter (B), Washington State 1933
Lofton, Steve (DB), Texas A&M (also wore #42) 1991-93
Mendenhall, Rashard (RB), Illinois 2013
Nesbitt, Dick (B), Drake (also wore #47) 1933
Nichols, Deatrick (CB), South Florida (also wore #39) 2018
Ogden, Ray (FL), Alabama 1965-66
Pittman, Charlie (RB), Penn State. 1970
Rankin, Walt (B), Texas Tech (also wore #40, 42, 63) . . 1941, '43, '45-47
Rashad, Ahmad (WR), Oregon. 1972-73
Shaw, Jesse (G), Southern California 1931
Starks, Duane (CB), Miami (Fla.) (also wore #22) 2002-04
Stringer, Scott (DB), California. 1974
Taylor, Jamar (CB), Boise State. 2018
Toler, Greg (CB), Saint Paul's (Va.) 2009-12
Toscani, Frank (B), St. Mary's (Calif.) 1932
Vesser, John (E), Idaho (also wore #10, 36). . . . . 1927, '30-31
Washington, Charles (S), Fresno State 2019-

29

Britton, Earl (B), Illinois 1929
Bush, Michael (RB), Louisville 2014
Carter, Joe (E), Southern Methodist. 1945
Clemons, Chris (S), Clemson. 2014-15
Cosner, Don (B), Montana State 1939
Doyle, Ted (E), Nebraska 1944
Edmonds, Chase (RB), Fordham 2018-
Harris, Quentin (S), Syracuse 2002-05
Hobley, Liffort (DB), Louisiana State. 1985
Holloway, Johnny (CB), Kansas. 1987
Holman, Scott (WR), Oregon 1986
Howard, Ty (CB), Ohio State (also wore #27) 1997-98
Keys, Brady (DB), Colorado State 1966
Lynch, Lorenzo (DB), California State-Sacramento. . . . 1990-95
Martin, John (B), Oklahoma. 1941-44
McDonnell, Mickey (B), None (also wore #44). 1925-30
Murrell, Adrian (RB), West Virginia 1998-99
Rodgers-Cromartie, Dominique (CB), Tennessee State. . 2008-10
Shelley, Dex (B), Texas 1932
Simon, Tharold (CB), Louisiana State 2016
Smith, Alfonso (RB), Kentucky (also wore #46). 2010-13
Taylor, Chester (RB), Toledo 2011
Williams, Gerald (CB), Langston 1980
Wood, Bob (T), Alabama 1940
Zamort, Ronald (CB), Western Michigan 2017

30

Allen, Ed (E), Creighton. 1928
Ayanbadejo, Obafemi (FB), San Diego State 2004-06
Boyd, Bill (B), Westminster (Mo.). 1930-31
Bradley, Bill (DB), Texas 1977
Bradley, Hal (G), Iowa. 1928
Brown, Lance (DB), Indiana. 1995-96
Bryant, Charlie (RB), Allen (S.C.) 1966-67
Chisick, Andy (C), Villanova 1940-41
Claypool, Ralph (C), Purdue (also wore #10). . . . . 1925-26, '28
Davis, Jalen (CB), Utah State. 2019-20
Green, Marshay (CB), Mississippi. 2011
Finn, Bernie (B), Holy Cross. 1932
Ford, Rudy (S/CB), Auburn. 2017-18
Hammond, Gary (WR), Southern Methodist. 1973-76
Hansen, Cliff (B), Luther 1933
Hinchman, Hub (B), Butler (also wore #32) 1933-34
Lawrence, Jim (B), Texas Christian (also wore #8, 11) . 1936-39
Little, David (TE), Middle Tennessee State 1990
McElroy, Leeland (RB), Texas A&M. 1996-97
Mitchell, Stump (RB), Citadel. 1981-89

Monahan, Regis (G), Ohio State 1939
Moore, Ronald (RB), Pittsburg State (Kan.) (also wore #20) . . 1993-94, '97
Morrow, John (G), Kearney State. 1937-38
Person, Ara (TE), Morgan State. 1972
Peterson, Ken (B), Gonzaga 1935
Shelby, Willie (RB), Alabama 1978
Simas, Bill (B), St. Mary's (Calif.) 1932-33
Taylor, Stepfan (RB), Stanford 2013-16
White, Anthony (RB), Kentucky. 2002
White, Paul (RB), Texas-El Paso 1970-71

31

Ashton, Josh (RB), Tulsa 1975
Banjo, Chris (S), Southern Methodist (also wore #38) . . . 2019-
Beatty, Chuck (DB), North Texas State. 1972
Bethel, Justin (CB), Presbyterian (also wore #28). . . . 2012-17
Brown, Rod (FB), North Carolina State. 1997-98
Cromartie, Antonio (CB), Florida State. 2014
Daanen, Jerry (WR), Miami (Fla.) (also wore #41). . . . 1968-70
Davis, Jerry (B), Southeast Louisiana 1948-51
Failing, Fred (G), Central J.C. (Kan.) 1930
Fain, Richard (DB), Florida. 1991
Ferrell, Earl (RB), East Tennessee State 1982-89
Field, Harry (T), Oregon State. 1934-36
Fife, Ralph (G), Pittsburgh. . . . . 1942, '45
Fitzgibbon, Paul (B), Creighton 1928
Hammack, Malcolm (RB), Florida. 1955, 57-66
Harris, Odie (DB), Sam Houston State 1992-94
Hummel, Arnie (B), Lombard 1927
Johnson, David (RB), Northern Iowa 2015-19
Johnston, Jimmy (B), Washington 1946
Marshall, Richard (CB), Fresno State 2011
Shipp, Marcel (RB), Massachusetts 2001-07
Symank, John (DB), Florida 1963
Terry, Ryan (RB), Iowa 1995-96
Tinsley, Gaynell (E), Louisiana State (also wore #11, 49) . . . . . 1937-38, '40
Tinsley, Jess (T), Louisiana State (also wore #21) 1929-33
Weaver, Charles (G), Chicago (also wore #32) 1930
Wilson, Gordon (C), Texas Mines . . . . . 1942-43, '45
Wright, Jason (RB), Northwestern. 2009-10

32

Anderson, Ottis (RB), Miami (Fla.) 1979-86
Baker, Budda (S), Washington (also wore #36) 2017-
Banonis, Vince (C), Detroit (also wore #11) . . . . . 1942, '46-50
Broughton, Nehemiah (FB), The Citadel. 2010
Butler, Crezdon (CB), Clemson (also wore #22) 2011-12
Coleman, Derrick (FB), UCLA 2018
Croom, Larry (RB), Nevada-Las Vegas 2004
Daddio, Bill (E), Pittsburgh 1941-42
Deskin, Versil (E), Drake (also wore #45) 1935-39
Flagler, Terrence (RB), Clemson. 1990-91
Gray, Oscar (FB), Arkansas 1995
Grosvernor, George (B), Colorado 1936-37
Handler, Phil (G), Texas Christian (also wore #26, 32) . . 1930-36
Harrison, Reggie (RB), Cincinnati 1974
Harvey, Frank (FB), Georgia 1994
Hayden, Leo (RB), Ohio State. 1972-73
Hinchman, Hub (B), Butler (also wore #30) 1933-34
Holmer, Walt (B), Northwestern 1931-32
Jackson, James (RB), Miami (Fla.) 2005
James, Edgerrin (RB), Miami (Fla.) 2006-08
Johnson, LeShon (RB), Northern Illinois 1995-97
Jordan, Tony (RB), Kansas State. 1988-89
Latin, Jerry (RB), Northern Illinois 1975-78
Lindsey, Korey (CB), Southern Illinois 2011
Mathieu, Tyrann (S), Louisiana State. 2013-17
Mooney, Jim (T), Georgetown. 1935
Pittman, Michael (RB), Fresno State 1998-2001
Russell, Doug (B), Kansas State (also wore #12, 33) . . 1934-39
Weaver, Charles (G), Chicago (also wore #31) 1930
Word, Barry (RB), Virginia 1994

33

Barnes, Lawrence (RB), Tennessee State 1978
Belton, Willie (RB), Maryland State. 1973-74
Boston, Tre (S), North Carolina. 2018
Bouie, Kevin (RB), Mississippi State 1997
Brown, Ivory Lee (RB), Arkansas-Pine Bluff 1991-92
Brown, Theotis (RB), UCLA 1979-81
Burch, John (RB), Tennessee-Martin 1989
Cahill, Ron (B), Holy Cross. 1943
Cheatham, Lloyd (QB), Auburn (also wore #66) 1942
Crenshaw, Willis (FB), Kansas State. 1964-69
Evans, Earl (T), Harvard. 1925
Glick, Frederick (DB), Colorado A&M 1960-61
Gray, Tim (DB), Texas A&M. 1975
Green, Justin (FB), Montana 2009
Griffith, Homer (B), Southern California (also wore #28) . .1934
Jackson, Roland (FB/LB), Rice 1962
Knolla, John (B), Creighton . . . . . 1942, '45
Lee, Monte (LB), Texas 1961
Lind, Al (C), Northwestern 1936
Matson, Ollie (RB), San Francisco 1952-58
McAdoo, Derrick (RB), Baylor 1987-88
McCullough, Hugh (B), Oklahoma 1940-41
McDonald, Brandon (CB), Memphis 2010
Morrow, Harold (FB), Auburn 2005
Murphy, Jr., Byron (CB), Washington. 2019-
Olszewski, Johnny (B), California (also wore #36). . . . 1953-57
Okoniewski, Steve (DT), Washington (also wore #36). 1976
Pappio, Joe (B), Haskell 1930
Powell, William (RB), Kansas State 2012
Russell, Doug (B), Kansas State (also wore #12, 32) . . 1934-39
Scobey, Josh (RB), Kansas State. 2002-04
Semes, Bernie (B), Duquesne 1944
Walker, Quentin (RB), Virginia 1984-85
Williams, Kerwynn (RB), Utah State 2014-17
Willingham, Larry (DB), Auburn . . . . . 1971-72, '76
Yablonski, Ventan (B), Columbia. 1948-51

34

Clark, Jessie (RB), Arkansas 1988-89
Glassgow, Willis (B), Iowa 1931
Griffith, Robert (FS), San Diego State 2005-06
Harder, Pat (B), Wisconsin. 1946-50
Heater, Don (RB), Montana Tech. 1972
Hickman, Larry (B), Baylor. 1959
Hightower, Tim (RB), Richmond 2008-10
Hoage, Terry (S), Georgia. 1994-96
Hunter, Monty (DB), Salem College 1983
Jackson, Dexter (FS), Florida State 2003-04
Jones, Steve (RB), Duke 1974-78
Jue, Bhawoh (S), Penn State 2007
Koman, William (LB), North Carolina 1959-67
Makovicka, Joel (FB), Nebraska. 1999-02
Miller, Harlan (CB/S), SE Louisiana 2016-17
Mumford, Tony (RB), Penn State. 1985
Panelli, John (FB/LB), Notre Dame 1951-53
Parmele, Jalen (RB), Toledo 2014
Rooney, Cobb (E), None. 1929-30
Rosema, Rocky (LB), Michigan 1968-71
Thompson, Anthony (RB), Indiana 1990-92
Thompson, Jalen (S), Washington State. 2019-
Tipton, Howard (B), Southern California (also wore #27) . . 1933-37
Williams, Ryan (RB), Virginia Tech 2011-13

35

Arenas, Javier (CB), Alabama 2013
Brooks, Cariel (CB), Adams State 2015
Burkett, Jeff (E), Louisiana State (also wore #88, 89) 1947
Carter, Dyshod (CB), Kansas State (also wore #22 and #38) . . 2004
Celestin, Oliver (SS), Texas Southern. 2007
Childress, Joe (RB), Auburn . . . . . 1960, '62-65
Duggins, George (E), Purdue (also wore #43) 1934
Evans, Dick (E), Iowa (also wore #28) 1940-43
Griffin, Jeff (CB), Utah 1981-85
Kochel, Mike (G), Fordham. 1939
Kreider, Dan (FB), New Hampshire. 2009
Maple, Howard (B), Oregon State 1930
Masters, Walt (QB), Pennsylvania (also wore #40). . . . 1943-44
Mimbs, Robert (RB), Kansas. 1988
Otis, Jim (RB), Ohio State 1973-78
Penny, Elijhaa (RB), Idaho. 2017
Pleasant, Eddie (S), Oregon 2018
Riley, Curtis (CB), Fresno State. 2020
Rogers, Glynn (G), Texas Christian. 1939
Shazor, Ernest (S), Michigan 2005
Sherman, Anthony (FB), Connecticut. 2011-12
Smith, Dennis (TE), Utah. 1990
Stegent, Larry (RB), Texas A&M 1971
Thompson, Deionte (S), Alabama (also wore #22). 2019-
White, Arthur (G), Alabama 1940-41
Williams, Aeneas (CB), Southern. 1991-00

36

Baker, Budda (S), Washington (also wore #32) 2017-
Balasz, Frank (B), Iowa (also wore #44) . . . . . 1941, '45
Barrett, David (CB), Arkansas. 2000-03
Bucannon, Deone (S), Washington State (also wore #20). 2014-18
Bukant, Joe (B), Washington (Mo.). 1942-43
Butler, Jim (RB), Edward Waters (Fla.). 1972
Christopherson, Ryan (FB), Wyoming. 1996
Ferri, Diamond (RB), Syracuse 2006
Harrington, Perry (RB), Jackson State 1984-85
Lane, MacArthur (R), Utah State. 1968-71
Mestnik, Frank (RB), Marquette 1960-61
Morris, Alfred (RB), Florida Atlantic. 2019
Okoniewski, Steve (DT), Washington (also wore #33). 1976
Olszewski, Johnny (B), California 1953-57
Pasquariello, Ralph (B), Villanova 1951-52
Phillips, Rod (RB), Jackson State 1979-80
Reaves, Ken (S), Norfolk State 1974-77
Ribble, Loran (G), Hardin-Simmons 1933
Sikahema, Vai (RB/KR), Brigham Young 1986-90
Sloan, Dwight (QB), Arkansas. 1938
Stephens-Howling, LaRod (RB), Pittsburgh. 2009-12
Swearinger, D.J. (S), South Carolina . . . . . 2015-16, '18-19
Szot, Walt (T), Bucknell. 1946-48
Thornton, Bill (RB), Nebraska. . . . . 1963-65, '67
Vesser, John (E), Idaho (also wore #10, 28). . . . . 1927, '30-31
Withrow, Cal (C), Kentucky. 1974

37

Allen, Jeff (DB), Iowa State. 1971
Bell, Yeremiah (S), Eastern Kentucky. 2013
Brown, Hardy (LB), Tulsa. 1956
Centers, Larry (RB), Stephen F. Austin. 1990-98
Considine, Sean (S), Iowa 2011
Cowan, Larry (RB), Jackson State 1987
Dixon, Brian (CB), NW Missouri State 2016
Fischer, Pat (DB), Nebraska 1961-67
Foster, D.J. (RB), Arizona State 2017-20
Geri, Joe (B), Georgia. 1952
Goodman, Don (RB), Cincinnati (also wore #40). 1987
Greene, Ken (DB), Washington State 1978-82
Guidry, Kevin (CB), Louisiana State. 1989
Jones, Tony (DB), Syracuse (also wore #26). 1995
King, Emmett (B), None 1954
Lach, Steve (B), Duke 1942
Mayes, Adrian (SS), Louisiana State 2004-05
Milligan, Hanik (SS), Houston 2006
Moore, Ricky (FB), Alabama 1988
Owens, Marv (WR), San Diego State 1973
Paul, Don (DB/HB), Washington State (also wore #22) . . 1950-53
Philpott, Dean (B), Fresno State. 1958
Rose, Gene (DB), Wisconsin (also wore #38) 1929-32
Schwall, Vic (B), Northwestern (also wore #89) 1947-50
Self, Clarence (B), Wisconsin 1949
Spinks, Jack (G), Alcorn A&M. 1953
Stewart, Vaughan (C), Alabama 1943
Wilson, Mike (DB), Western Illinois. 1969
Woodeshick, Tom (RB), West Virginia. 1972

38

Amerson, David (CB), North Carolina State. 2018
Banjo, Chris (S), Southern Methodist (also wore #31) . . . 2019-
Burns, Leon (RB), California State-Long Beach 1972
Carter, Dyshod (CB), Kansas State (also wore #22 and #35) . . 2004
Crass, Bill (B), Louisiana State 1937
Dunstan, Elwyn (T), Portland 1938-39
Ellington, Andre (RB), Clemson. 2013-17
Harris, Kenny (DB), North Carolina State 1997
Nelson, Lee (S), Florida State. 1976-86
Rose, Gene (DB), Wisconsin (also wore #37) 1929-32
Sabados, Andy (G), Citadel. 1939-40
Scales, Hurles (DB), North Texas State. 1974
Shook, Fred (C), Texas Christian 1941
Triplett, Bill (RB), Miami (Ohio) . . . . . .1962-63, '65-66
Ward, Jonathan (RB), Central Michigan 2020-
Zordich, Michael (S), Penn State. 1989-93

39

Belden, Charles (B), St. Mary's (Calif.) (also wore #25) . . 1929-31
Bronson, John (TE/FB), Penn State (also wore #85) . . 2005-06
Bouka, Elie (CB), Calgary. 2016
Curcillo, Tony (B), Ohio State. 1953
DeCorrevant, Bill (B), Northwestern 1947-48
Drulis, Al (B), Temple 1945-46
Edwards, Cid (RB), Tennessee State. 1968-71
Harrell, Willard (RB), Pacific. 1978-84
Henesey, Brian (RB), Bucknell 1994
Hughes, Robert (RB), Notre Dame. 2014
Johnson, Johnny (RB), San Jose State 1990-92
McKinley, Dennis (FB), Mississippi State 1999-2002
Nichols, Deatrick (CB), South Florida (also wore #28) 2018
Perko, John (G), Minnesota 1944
Richardson, C.J. (DB), Miami (Fla.). 1995
Sanders, James (S), Fresno State 2012
Sargent, Broderick (RB), Baylor 1986-87
Whittaker, Jace (CB), Arizona. 2020-

40 (Retired)

Adams, Michael (CB), Arkansas State. 1989
Bredde, Bill (B), Oklahoma A&M. 1954
Conrad, Bobby Joe (FL), Texas A&M 1960-68
Crow, Lindon (DB), Southern California 1955-57
Fisher, Ev (B), Santa Clara (also wore #10). 1938-39
Gay, Bill (B), Notre Dame. 1951-52
Goodman, Don (RB), Cincinnati (also wore #37). 1987
Greene, Doug (DB), Texas A&I 1978
Love, Randy (RB), Houston 1979-85
Massey, Robert (DB), North Carolina Central. 1991-93
Masters, Walt (QB), Pennsylvania (also wore #35). . . . 1943-44
Moore, Derrick (RB), Northeastern State (Okla.) 1996-97
Moynihan, Tim (C), Notre Dame (also wore #11). 1932-33
Norman, Bob (C), None 1945
Popovich, John (B), St. Vincent 1944
Rankin, Walt (B), Texas Tech (also wore #28, 42, 63) . .1941, '43, '45-47
Sarringhaus, Paul (B), Ohio State 1946
Smith, Bill (E), Washington 1934-39
Tillman, Pat (S), Arizona State (honored with number retirement) 1998-2001
Triplett, Wally (B), Penn State 1952-53
Washington, Eric (DB), Texas-El Paso. 1972-73
Yarr, Tom (C), Notre Dame 1933

41

Abdullah, Hamza (S), Washington State (also wore #21, 23) . . 2009-11
Bedford, Vance (CB), Texas. 1982

Bethea, Antoine (S), Howard 2017-18
Bova, Tony (E), St. Francis. 1944
Carter, Carl (CB), Texas Tech. 1986-89
Carter, Willie (B), Tennessee State 1953
Cooper, Marcus (CB), Rutgers 2016
Curry, Clarence (CB), Villanova 2004
Daanen, Jerry (WR), Miami (Fla.) (also wore #31). . . . 1968-70
Dewell, Bill (E), Southern Methodist (also wore #7) . . 1940-41, '45-49
Drake, Kenyan (RB), Alabama 2019-20
Duren, Clarence (S), California 1973-76
Ghersanich, Vernon (G), Auburn 1943
Hill, James (DB), Sam Houston State 1960-64
Lucas, Justin (DB), Abilene Christian 1999-2003
Murphy, Tom (B), Arkansas. 1934
Polsfoot, Fran (E), Washington State. 1950-52
Provost, Ted (DB), Ohio State. 1971
Rogge, George (E), Iowa 1931-33
Sarboe, Phil (B), Washington State. 1934-36
Shenefelt, Paul (T), Manchester 1934-35
Thomas, Jim (G), Oklahoma 1939-40
Wheeler, Ernie (B), North Dakota State . . . . . 1939, '42
Whitley, Eddie (CB), Virginia Tech. 2014
Wright, Nate (DB), San Diego State. 1969-70

42

Booty, John (DB), Texas Christian. 1993
Detwiler, Chuck (S), Utah State 1973
Dove, Bob (E), Notre Dame 1948-53
Duggan, Gil (T), Oklahoma (also wore #60, 64) . . 1942-43, '45
Gardeck, Dennis (LB), Sioux Falls (also wore #45, 92) . 2018-
Goldberg, Marshall "Biggie" (B/DB), Pittsburgh. . . . 1939-40, '46-48 (also wore #73, 99)
Goodwin, C.J. (CB), California (PA) 2017
Hodgins, James (FB), San Jose State. 2003-05
Holt, Terrence (FS), North Carolina State 2007
Horstmann, Roy (B), Purdue (also wore #21) 1934
Ivy, Frank (Pop) (E), Oklahoma (also wore #7, 51) . . 1940-42, '45-47
James, Javarris (RB), Miami (Fla.). 2012
Johnson, Bobby (DB), Texas. 1985-86
Kennard, Devon (LB), USC 2020-
Lassiter, Kwamie (DB), Kansas 1995-02
Lofton, Steve (DB), Texas A&M (also wore #28) 1991-93
Preston, John (SS), Central State (Okla.) 1987
Rankin, Walt (B), Texas Tech (also wore #28, 40, 63) . . 1941, '43, '45-47
Sanders, Lonnie (DB), Michigan State 1968-69
Thompson, Norm (DB), Utah (also wore #43) 1971-76
Wicks, Bob (WR), Utah State 1972
Williams, Herb (DB), Southern 1981-82
Williams, Jake (T), Texas Christian (also wore #42) . . . 1929-33
Wilson, Bill (E), Gonzaga. 1935-37
Woodson, Abe (DB), Illinois. 1965-66

43

Anderson, Stevie (WR), Grambling State (also wore #82) . . 1995-96
Bayless, Martin (DB), Bowling Green. 1984
Busler, Ray (T), Marquette (also wore #97) . . . . . 1940-41, '45
Carpenter, Steve (DB), Western Illinois 1981
Darby, Matt (S), UCLA 1996-97
Duggins, George (E), Purdue (also wore #35) 1934
Jenkins, Mike (CB), South Florida 2016
Kassel, Charles (E), Illinois (also wore #12) 1929-33
Montgomery, Bill (B), Louisiana State 1946
Nichelini, Al (B), St. Mary's (Calif.). 1935-36
Plummer, Tony (DB), Pacific. 1970
Reddick, Haason (LB), Temple 2017-20
Robnett, Marshall (G), Texas A&M (also wore #21) . . 1943, '45
Sauls, Mac (DB), Southwest Texas State. 1968-69
Thompson, Norm (DB), Utah (also wore #42) 1971-76
Young, Lonnie (FS), Michigan State. 1985-90

44

Anderson, Donny (RB), Texas Tech 1972-74
Baker, Tony (RB), East Carolina. 1989
Balasz, Frank (B), Iowa (also wore #36) . . . . . 1941, '45
Barry, Paul (B), Tulsa 1954
Baxter, Jarrod (FB), New Mexico. 2005
Bierria, Keishawn (LB), Washington 2019
Bradley, Hal (E), Elon 1938-39
Brim, Michael (CB), Virginia Union 1988
Christman, Paul (QB), Missouri (also wore #15) 1945-49
Collier, Tim (CB), East Texas State. 1980-81
Crow, John David (RB), Texas A&M 1958-64
Franklin, George (RB), Texas A&I 1977-78
Gasparella, Joe (B), Notre Dame. 1951
Gilliam, John (WR), South Carolina State. 1969-71
Golden, Markus (LB), Missouri . . . . . .2015-18, '20-
Graham, Al (G), None 1932-33
Johnson, D.J. (DB), Kentucky. 1996
Karras, John (B), Illinois 1952
Longo, Tom (DB), Notre Dame 1971
Mann, Dave (B), Oregon State 1955-57
McCleskey, J.J. (DB), Tennessee 1996-00
McDonnell, Mickey (B), None (also wore #29). 1925-30
Nevers, Ernie (B), Stanford (also wore #11) 1929-31
Samuels, Terry (TE), Kentucky (also wore #89) 1994-95
Schable, A.J. (FB), South Dakota (also wore #96). 2006
Smith, Wayne (CB), Purdue 1982-86
Stone, Michael (CB), Memphis 2001-04
Swistowicz, Mike (B), Notre Dame. 1950
Volok, Bill (G), Tulsa. 1934-39
Woolsey, Rolly (DB), Boise State. 1978

45

Aldridge, Melvin (S), Murray State. 1995
Booth, Clarence (T), Southern Methodist 1943
Bynes, Josh (LB), Auburn (also wore #57) 2017-18
Carr, Lydell (FB), Oklahoma 1989
Deskin, Versil (E), Drake (also wore #32) 1935-39
Driskill, Joseph (DB), Northeast Louisiana 1960-61
Durko, John (E), Albright. 1945
Fuller, Larry (B), None. 1945
Gardeck, Dennis (LB), Sioux Falls (also wore #42, 92) . . . 2018-
Hanson, Homer (G), Kansas State 1935-36
Hartfield, Trevon (CB/S), SW Oklahoma State 2016
Hill, Renaldo (CB), Michigan State (also wore #21) . . . 2001-04
Hoey, George (DB), Michigan 1971
Kichefski, Walt (E), Miami (Fla.) 1944
Maui'a, Reagan (FB), Hawaii 2010-12
McNally, Frank (C), St. Mary's (Calif.). 1931-34
Person, Brandon (S), Tiffin 2015
Robertson, Pete (LB), Texas Tech 2019
Schwenk, Wilson (B), Washington (Mo.) 1942
Silvestri, Carl (DB), Wisconsin 1965
Smith, Cedric (FB), Florida. 1996-98
Smith, Leonard (DB), McNeese State. 1983-88
Smith, Perry (DB), Colorado State. 1977-79
Smith, Terrelle (FB), Arizona State 2007-08
Tolbert, Jim (S), Lincoln (Mo.). 1973-75
Ucovich, Mitch (T), San Jose State 1945
Williams, Bobby (DB), Central State (Okla.) 1966-67

46

Alexander, Brent (DB), Tennessee State 1994-97
Babartsky, Al (T), Fordham (also wore #18, 24) 1938-39, '41-42
Bessillieu, Don (S), Georgia Tech 1982
Brewer, Aaron (LS), San Diego State 2016-
Castille, Tim (FB), Alabama 2007-08
Dugan, Len (C), Wichita (also wore #27, 48) 1937-39
Eckl, Bob (T), Wisconsin (also wore #25). 1945
Handler, Phil (G), Texas Christian (also wore #26, 46) . 1930-36
Heflin, Victor (DB), Delaware State. 1983
Johnson, Charles (DB), Grambling. 1981
Johnson, Paris (DB), Miami (Ohio). 1999
Lee, Jeff (WR), Nebraska 1980
Marotti, Lou (G), Toledo (also wore #64, 77) 1943-45
McDonald, Tim (SS), Southern California 1987-92
Mikulak, Mike (B), Oregon (also wore #48). 1934-36
Pearson, Bert (C), Kansas State 1935-36
Rue, Joshua (FB), Duquesne. 2003-04
Seno, Frank (B), George Washington (also wore #54) . 1945-46
Severson, Jeff (CB), Long Beach State. 1976-77
Smith, Alfonso (RB), Kentucky (also wore #29). 2010-13
Spencer, Maurice (DB), North Carolina Central. 1974
Wright, Charles (CB), Tulsa. 1987

47

Bausch, Jim (B), Kansas 1933
Campana, Al (B), Youngstown State 1953
Conley, Steve (LB), Kansas. 1972
Cuppoletti, Bree (G), Oregon 1934-38
Douds, Forrest (T), Washington & Jefferson 1932
Francisco, Aaron (S), Brigham Young. 2005-08
Gordon, Bob (B), Tennessee. 1958
Hambrick, Troy (RB), Savannah State 2004
Hogue, Murrell (T), Centenary. 1929
Kinek, George (B), Tulane 1954
Lee, Bobby (E), Minnesota. 1968
Mack, Cedric (DB), Baylor 1983-90
Morgan, Don (DB), Nevada. 2002
Nesbitt, Dick (B), Drake (also wore #28) 1933
Parker, Joe (E), Texas (also wore #81). 1946-47
Popa, Eli (B), Illinois 1952
Riddick, Shaq (LB), West Virginia 2015
Slater, Fred (T), Iowa (also wore #14, 91) 1926-31
Turner, Ezekiel (LB), Washington. 2018-
Younger, Jordan (DB), Connecticut 2000

48

Aldrich, Ki (C), Texas Christian . . . . . 1939-40, '43
Atkins, Robert (DB), Grambling. 1968-69
Baynham, Craig (RB), Georgia Tech. 1972
Bergerson, Gil (T), Oregon State. 1933
Davis, Dexter (DB), Clemson (also wore #21) 1991-93
Dugan, Len (C), Wichita (also wore #27, 46) 1937-39
Fiske, Max (B), DePaul. 1937
Giordano, Dan (LB), Cincinnati. 2013
Hayes, Jarius (TE), North Alabama (also wore #89) . . 1996, '98
Henry, Steve (DB), Emporia State 1979-80
Hill, Bronson (RB), Eastern Michigan. 2017
Hill, Irv (B), Trinity (Tex.). 1931-32
Hodel, Nathan (LS), Illinois 2001-08
Hoel, Bob (G), Pittsburgh 1937-38
Johnson, Jerome (FB), Nevada 2010
McBride, Oscar (TE), Notre Dame (also wore #87) 1995-96
Mikulak, Mike (B), Oregon (also wore #46). 1934-36
Morrow, Bob (G), Illinois Wesleyan 1941-43
Phillips, Reggie (CB), Southern Methodist 1988
Poole, Jim (E), Mississippi. 1945
Schultz, Eberle (G), Oregon State 1944
Schwartz, Don (DB), Washington State 1981
Simmons, Isaiah (LB), Clemson. 2020-
Strausbaugh, Jim (B), Ohio State 1946
Washington, Lionel (DB), Tulane. 1983-86

49

Barni, Roy (B), San Francisco. 1952-53
Bernardi, Frank (B), Colorado. 1955-57
Burson, Jim (DB), Auburn 1963-67
Diamond, Lorenzo (TE), Auburn 2003-04
Drescher, Justin (LS), Colorado. 2017
Eikenberg, Charles (QB), Rice. 1948
Fann, Chad (TE), Florida A&M (also wore #86) 1993-95
Fitts, Kylie (LB), Utah 2019-
Hackbart, Dale (DB), Wisconsin 1971-72
Hart, Lawrence (TE), Southern 2001
Huffman, Frank (G), Marshall 1939-41
Isaacson, Ted (T), Washington 1934-35
Johnson, Rashad (S), Alabama (also wore #26) 2009-15
Kiesling, Walt (G), St. Thomas (Minn.) (also wore #18, 19) . . 1929-33
Lasker, Greg (FS), Arkansas 1988
Maddock, Bob (G), Notre Dame (also wore #68) . . . . 1942, '46
Noga, Niko (LB), Hawaii (also wore #57). 1984-88
Reynolds, Bill (B), Mississippi 1945
Robinson, Edmond (LB), Newberry 2017
Robinson, Jack (T), Northeast Missouri State 1936-37
Spence, Julian (B), Sam Houston State 1956
Thurbon, Bob (B), Pittsburgh. 1944
Tinsley, Gaynell (E), Louisiana State (also wore #11, 31) . . 1937-38, '40
Wagemann, Zack (LB), Montana 2015
Wagstaff, Jim (B), Idaho State. 1959
West, William (DB), Oregon 1960-61

50

Alford, Mike (C), Auburn 1965
Beauchamp, Al (LB), Southern. 1976
Brown, Cody (LB), Connecticut (also wore #52) 2009
Boyette, Garland (LB), Grambling State. 1962-63
Cantor, Leo (B), UCLA (also wore #82) 1945
Coomer, Joe (T), Stephen F. Austin 1947-49
Field, Doak (LB), Baylor. 1982
Foote, Larry (LB), Michigan 2014
Gillis, Don (C), Rice 1958-61
Harris, Bob (LB), Auburn. 1983-85
Hartle, Greg (LB), Newberry (S.C.). 1974-76
Jarostchuk, Ilia (LB), New Hampshire . . . . . 1987-88, '89
Jennings, John (T), Ohio State (also wore #70) 1950-57
Johnson, Al (C), Wisconsin 2007-08
Maeda, Chet (B), Colorado A&M 1946
Martin, Gabe (LB), Bowling Green. 2015-17
McCombs, Tony (LB), Eastern Kentucky 1997-98
McIntyre, Jeff (LB), Arizona State. 1980
Merritt, David (LB), North Carolina State 1993-95
Moch, Dontay (LB), Nevada 2013
Mulligan, Wayne (C), Clemson. 1969-73
Nunn, Freddie Joe (DE), Mississippi (also wore #58, 78) . . 1985-93
Puki, Craig (LB), Tennessee 1982
Putman, Earl (C), Arizona State 1957
Reed, Brooks (LB), Arizona 2019
Robinson, Jeroy (LB), Texas A&M 1990
Schofield, O'Brien (LB), Wisconsin. 2010-12
Simmons, John (C), Detroit 1951-56
Starkey, Jason (C), Marshall. 2000-03
Towns, Lester (LB), Washington 2005
Watt, Walt (B), Miami (Fla.). 1945
Wukits, Al (C), Duquesne. 1944

51

Allerman, Kurt (LB), Penn State . . . . . .1977-80, '82-84
Bates, Theodore (LB), Oregon State (also wore #81) . . 1960-62
Blackstock, Darryl (LB), Virginia (also wore #55) 2005-07
Brahaney, Tom (C), Oklahoma. 1973-81
Burton, Ron (LB), North Carolina 1989
Chilton, Gene (C), Texas (also wore #58) 1986-87
Christenson, Marty (B), Minnesota 1940
Cobbins, Lyron (LB), Notre Dame 1997
Darling, James (LB), Washington State 2003-06
Eggers, Doug (LB), South Dakota State 1958
Faulk, Trev (LB), Louisiana State (also wore #54) 2002-03
Gill, Randy (LB), San Jose State 1978
Hodges, Gerald (LB), Penn State. 2018
Hunley, Ricky (LB), Arizona 1988
Ivy, Frank (Pop), (E), Oklahoma (also wore #7, 42). . 1940-42, '45-47
Jones, Greg (LB), Colorado (also wore #59) 2002
Kasperek, Dick (C), Iowa State 1966-68
Lenon, Paris (LB), Richmond 2010-12
Lewis, Bill (C), Nebraska 1990-92
Liebel, Frank (E), Norwich 1948
Mertes, Bernard (B), Iowa 1945
Minter, Kevin (LB), Louisiana State. 2013-16
Monaco, Rob (C), Vanderbilt. 1985
Olerich, Dave (LB), San Francisco 1969-70
Radecic, Keith (C), Penn State 1987
Rucinski, Ed (E), Indiana (also wore #19) 1943-46

Ruether, Mike (C), Texas 1986-87
Rutledge, Johnny (LB), Florida (also wore #58) 1999-02
Sanford, Leo (C), Louisiana Tech (also wore #73) 1951-57
Shanks, Simon (LB), Coahoma J.C. (Miss.) 1995
Togafau, Pago (LB), Idaho State 2008-09
Vallejo, Tanner (LB), Boise State 2019-
Wham, Tom (E), Furman 1949-51
White, Ray (LB), Syracuse (also wore #55) 1975-76

52

Baker, Charles (LB), New Mexico 1980-87
Beisel, Monty (LB), Kansas State (also wore #50) . . 2006-08, '09
Bishop, Desmond (LB), California 2014
Bradley, Stewart (LB), Nebraska (also wore #55) 2011-12
Brinkley, Jasper (LB), South Carolina. 2013
Butler, Victor (LB), Oregon State 2014
Caldwell, Mike (LB), Middle Tennessee State. 1997
Clancy, Sean (LB), Amherst 1979-80
Cole, Mason (C), Michigan (also wore #64). 2018-20
Demens, Kenny (LB), Michigan (also wore #54) 2013-15
Fisher, Levar (LB), North Carolina State 2002-04
Gooden, Zaviar (LB), Missouri. 2016
Kirk, Randy (LB), San Diego State (also wore #57) . . 1989, '94-95
Leasy, Wesley (LB), Mississippi State. 1995-96
LeVeck, Jack (LB), Ohio. 1973-74
Louis, Lamar (LB), Louisiana State 2016
McDonald, Mike (LB), Catawba 1976
McGraw, Mike (LB), Wyoming 1976
Mitchell, Lance (LB), Oklahoma 2005
Obiozor, Cyril (LB), Texas A&M 2010
O'Brian, Dave (G), Boston College. 1966-67
Ogle, Rick (LB), Colorado. 1971
Rushing, Marion (LB), Southern Illinois. . . . . 1959, '62-65
Small, Jessie (LB), Eastern Kentucky 1992
Walz, Zack (LB), Dartmouth 1998-2001
Washington, Chris (LB), Iowa State. 1990
Wright, Willie (TE/H-B), Wyoming (also wore #80) 1992

53

Cain, Jim (E), Alabama 1949
Campbell, Bill (G), Oklahoma (also wore #21). 1945-49
Davis, Wayne (LB), Alabama. 1987-88
Faust, George (B), Minnesota 1939
Fritsch, Ernest (C), Detroit. 1960
Gaillard, Lamont (OL), Georgia (also wore #65). 2019-
Haggans, Clark (LB), Colorado State 2008-11
Jankovich, Keever (E), Pacific (also wore #81) 1953
Jax, Garth (LB), Florida State. 1989-95
Keiser, Thomas (LB), Stanford 2014
Keys, Isaac (LB), Morehouse. 2004-06
Klimek, Tony (E), Illinois (also wore #61) 1951-52
Maddox, Mark (LB), Northern Michigan 1998-00
Magulick, George (B), St. Francis 1944
Neils, Steve (LB), Minnesota 1974-80
Rivers, Jamie (LB), Bowling Green 1968-73
Shaffer, Craig (LB), Indiana State 1982-84
Shaffer, Craig (LB), Indiana State 1982-84
Shipley, A.Q. (OL), Penn State 2015-19
Tubbs, Jerry (LB), Oklahoma. 1957-58
Young, Michael (LB), Illinois 2001-03

54

Albright, Bryson (LB), Miami (OH) 2017
Banks, Tom (C), Auburn. 1971-80
Bartu, Joplo (LB), Texas State 2016
Braxton, David (LB), Wake Forest 1990-93
Coppage, Al (E), Oklahoma. 1940-42
Currivan, Don (E), Boston College (also wore #18) 1943
Demens, Kenny (LB), Michigan (also wore #52) 2013-15
Dora, Vontarrius (LB), Louisiana Tech (also wore #57). 2018-19
Faulk, Trev (LB), Louisiana State (also wore #51) 2002
Freeney, Dwight (LB), Syracuse. 2015
Graham, Aaron (C), Nebraska 1996-99
Groves, Quentin (LB), Auburn. 2012
Hardy, Darryl (LB), Tennessee. 1994-95
Hayes, Gerald (LB), Pittsburgh 2003-10
Irving, Isaiah (LB), San Jose St. 2020
Junior, E.J. (LB), Alabama. 1981-88
Marsh, Sr., Cassius (LB), UCLA 2019
McKenzie, Reggie (LB), Tennessee. 1989
Moore, Sio (LB), Connecticut 2016
Pierce, Don (C), Kansas 1943
Sanyika, Sékou (LB), California. 2000-01
Seno, Frank (B), George Washington (also wore #46) . . 1945-46
Smith, Terrance (LB), Florida State 2020
Wheeler, Ted (G), West Texas State 1967-68

55

Abraham, John (LB), South Carolina 2013-14
Bagdon, Ed (G), Michigan State 1950-51
Bell, Anthony (LB), Michigan State. 1986-90
Blackstock, Darryl (LB), Virginia (also wore #51) 2005-07
Bradley, Dave (G), Penn State 1972
Bradley, Stewart (LB), Nebraska (also wore #52). 2011-12
Colhouer, Jake (G), Oklahoma A&M 1946-48
Davis, Billy (DB), Clemson 1984
Ellzey, Charles (C), Southern Mississippi. 1960-61
Goode, Irv (G/C), Kentucky 1962-71
Griffin, Bob (C/G), Arkansas. 1961
Jones, Chandler (LB/DE), Syracuse 2016-
Jones, Jock (LB), Virginia Tech. 1991-93
Koegel, Warren (G), Penn State 1973
LaBoy, Travis (LB), Hawaii 2008
Marshall, Wilber (LB), Florida. 1994
McDonald, Devon (LB), Notre Dame. 1996
Okobi, Chukky (C) Purdue 2007
Oliver, Vince (QB), Indiana 1945
Porter, Joey (LB), Colorado State 2010-11
Robbins, John (B), Arkansas 1938-39
Sapp, Patrick (LB), Clemson. 1998-99
Spradlin, Danny (LB), Tennessee. 1985
Thompson, Ray (LB), Tennessee 2000-04
Walker, Reggie (LB), Kansas State (also wore #56) . . . 2009-12
West, Stan (G), Oklahoma 1956-57
Weatherspoon, Sean (LB), Missouri 2015
Whitaker, Bill (DB), Missouri 1983-84
White, Ray (LB), Syracuse (also wore #51). 1975-76
Williams, Eric (LB), Southern California 1977-82

56

Bradley, Melvin (LB), Arkansas 1999
Carson, Glenn (LB), Penn State 2014
Dansby, Karlos (LB), Auburn (also wore #58) . . 2004-09, '13, '17
DiBernardo, Rick (LB), Notre Dame 1986
Harvey, Ken (LB), California. 1988-93
Healy, Chip (LB), Vanderbilt. 1969-70
Irving, Terry (LB), McNeese State 1994-98
Kearney, Tim (LB), Northern Michigan 1976-81
Klumb, John (E), Washington State (also wore #3) . . . 1939-40
McDonough, Coley (B), Dayton. . . . . 1939, '44
McGill, Mike (LB), Notre Dame 1971-72
Moore, Zach (DE), Concordia-St. Paul. 2018
Okeafor, Chike (DE/LB), Purdue. 2005-09
Scott, Carlos (C), Texas-El Paso. 1983-85
Suggs, Terrell (LB), Arizona State 2019
Walker, Reggie (LB), Kansas State (also wore #55) . . . 2009-12
Walker, Reggie (LB), Kansas State. 2020-
Williams, Rex (C), Texas Tech 1940
Woodley, LaMarr (LB), Western Michigan 2015
Woods, LeVar (LB), Iowa 2001-04

57

Arneson, Mark (LB), Arizona. 1972-80
Blackburn, Bill (C), Rice 1946-50
Brettschneider, Carl (LB), Iowa State. 1956-59
Bynes, Josh (LB), Auburn (also wore #45) 2017-18
Davis, Bill (T), Texas Tech 1940-41
Dora, Vontarrius (LB), Louisiana Tech (also wore #54). 2018-19
Eliopulos, Jim (LB), Wyoming. 1983
Gatewood, Curtis (LB), Vanderbilt. 2010
Gillen, John (LB), Illinois 1981-82
Groom, Jerry (C), Notre Dame. 1951-55
Hobson, Victor (LB), Michigan 2008
Holloway, David (LB), Maryland 2007
Huff, Orlando (LB), Fresno State. 2005-06
Kauahi, Kani (C), Hawaii . . . . . 1989-91, '93
Kirk, Randy (LB), San Diego State (also wore #52) . . 1989, '94-95
McKinnon, Ronald (LB), North Alabama 1996-04
Noga, Niko (LB), Hawaii (also wore 49). 1984-88
Noga, Peter (LB), Hawaii 1987
Okafor, Alex (LB), Texas. 2013-16
Parish, Don (LB), Stanford. 1970-72
Parlavecchio, Chet (LB), Penn State 1983
Strofolino, Mike (LB), Villanova 1966-68
Westerman, Jamaal (LB), Rutgers 2012

58

Ahrens, Dave (LB), Wisconsin. 1981-84
Armbrister, Thurston (LB), Miami 2018
Babin, Jason (LB), Western Michigan 2015
Barefield, John (LB), Texas A&I 1978-80
Black, Tim (LB), Baylor 1977
Chilton, Gene (C), Texas (also wore #51) 1986-87
Dansby, Karlos (LB), Auburn (also wore #56) . 2004-09, '13, '17
Folston, James (LB), Northeast Louisiana. 1999-2001
Hicks, Jordan (LB), Texas. 2019-
Hill, Eric (LB), Louisiana State 1989-97
Mack, Terrence (LB), Clemson. 1987
Miller, Terry (LB), Illinois. 1971-74
Nunn, Freddie Joe (DE), Mississippi (also wore #50, 78) . . 1985-93
Rutledge, Johnny (LB), Florida (also wore #51) 1999-02
Seabron, Thomas (LB), Michigan. 1980
Tonelli, Mario "Motts" (B), Notre Dame (also wore #99). . 1940, '45
Washington, Daryl (LB), Texas Christian. 2010-13
Wright III, Scooby (LB), Arizona 2016-17

59

Barnes, Pete (LB), Southern. 1973-75
Bavaro, David (LB), Syracuse 1990
Benard, Marcus (LB), Jackson State 2013-14
Campbell, De'Vondre (LB), Minnesota 2020
Clark, Ernie (LB), Michigan State 1968
Cunningham, Ed (C), Washington (also wore #79). . . . 1992-95
Davis, Paul (LB), North Carolina 1983
Davis, Will (LB), Illinois 2009-10
Favron, Calvin (LB), Southeast Louisiana 1979-82
Forney, Phil (LB), East Tennessee State 1987
Fredrickson, Rob (LB), Michigan State. 1999-02
Fua, Alani (LB), Brigham Young 2015-16
Gersbach, Carl (LB), West Chester State. 1976
Howard, Thomas (LB), Texas Tech 1984-85
Joe, Leon (LB), Maryland. 2004
Johnson, Brandon (LB) Louisville 2006-07
Johnson, Eric (LB), Nebraska 2005
Jones, Greg (LB), Colorado (also wore #51) 2002
Jones, Tyrone (LB), Southern 1988
Joyner, Seth (LB), Texas-El Paso 1994-96
Kellum, Marv (LB), Wichita State 1977
Lyman, Jeff (LB), Brigham Young 1972
Nash, Zack (LB), Sacramento State 2012
So'oto, Vic (LB), Brigham Young. 2013
Townsend, Curtis (LB), Arkansas 1978
Walker, Joe (LB), Oregon 2018-19
Williams, Brandon (LB), Texas Tech 2011

60

Alvord, Steve (DT), Washington 1987-88
Baker, Al (DE), Colorado State 1983-86
Barksdale, Joe (T), Louisiana State 2018
Burke, Thomas (DE), Wisconsin (also wore #95) 1999-02
Cotton, Barney (G), Nebraska 1980-82
Dobler, Conrad (G), Wyoming (also wore #66) 1972-77
Duggan, Gil (T), Oklahoma (also wore #42, 64) . . 1942-43, '45
Finnie, Roger (T), Florida A&M 1973-78
Foster, Ralph (T), Oklahoma A&M (also wore #9, 64, 77) . . 1945-46
German, Jim (B), Centre 1940
Gruttadauria, Mike (C), Central Florida. 2000-02
Hargrove, Jim (LB), Howard Payne 1971-72
Kellogg, Bob (B), Northeast Louisiana/Tulane. 1940
Leckey, Nick (C), Kansas State 2004-06
Meggysey, Dave (LB), Syracuse. 1963-69
Polofsky, Gordon, (G), Tennessee 1952-54
Redmon, Anthony (G), Auburn 1994-97
Shaw, Bob (E), Ohio State 1950
Thompson, Harry (G), UCLA 1955
Williams, Willie (T), Louisiana State (also wore #96) . . 1990-92

61

Allison, Henry (T), San Diego State. 1975-77
Audick, Dan (G), Hawaii . . . . . 1977, '83
Borum, Jarvis (T), North Carolina State 2001-02
Brown, Chuck (C/G), Houston. 1979-80
Brown, Elton (G/T), Virginia. 2005-08
Coder, Ron (G), Penn State 1980-81
Cooper, Jonathan (G), North Carolina 2013-15
Day, Thomas (G), North Carolina A&T 1960
DeMarco, Bob (G/C), Dayton 1961-69
Floyd, Eric (G), Auburn (also wore #69). 1995
Garlich, Chris (LB), Missouri. 1979
Klimek, Tony (E), Illinois (also wore #53) 1951-52
Leahy, Ryan (OL), Notre Dame 1997
McCoy, Tony (DT), Florida. 2000
Ravensburg, Bob (E), Indiana. 1948-49
Smith, Lance (G), Louisiana State. 1985-93
Suminski, Dave (G), Wisconsin 1953
Toner, Cole (G), Harvard 2016
Trippi, Charley (B), Georgia (also wore #2). 1947-55
Wallner, Fred (G), Notre Dame (also wore #18, 68) . . 1951-52, '54-55

62

Bertagnolli, Libero (G), Washington (Mo.) (also wore #66). . 1942, '45
Brennan, MIke (G), Notre Dame 1991
Brown, Ray (T), Arkansas State. 1986-88
Butz, Dave (DE), Purdue 1973-74
Claxton, Ben (C), Mississippi 2009-10
Coleman, Ben (T/G), Wake Forest 1993-95
Cook, Michael (T), Boston College. 2001
Devlin, Mike (C), Iowa. 1996-99
Dittrich, John (G), Wisconsin. 1956
Imhof, Martin (DE), San Diego State (also wore #82) 1972
Kehr, Rick (G), Carthage 1982
Larsen, Ted (G/C), North Carolina State 2014-15
Lynch, Shawn (C), Duke (also wore #65) 2005
Markham, Dale (T), North Dakota 1981
Meinert, Dale (LB), Oklahoma State 1958-67
Munyer, Daniel (C/G), Colorado. 2017-18
Rexer, Freeman (E), Tulane (also wore #17, 63) . . . . 1943, '45
Stokes, Lee (C), Centenary. 1943
Trippi, Charley (B), Georgia (also wore #2). 1947-55
Wortman, Keith (G), Nebraska 1976-81
Wright, Steve (T), Alabama 1972
Zandofsky, Mike (G), Washington 1989

63

Bankston, Michael (DL), Sam Houston State. 1992-97
Conoly, Bill (G), Texas. 1946
Criswell, Kirby (DE), Kansas 1980-81
Cunningham, Eric (G), Penn State. 1980
Echols, Fate (T), Northwestern 1962-63
Fleming, Antonio (G), Georgia 1998
Garcia, Frank (G/C), Washington. 2003
George, Steve (DT), Houston 1974
Liwienski, Chris (G/T), Indiana. 2006
McGee, Michael (G), Duke 1960-62

Memmelaar, Dale (G), Wyoming (also wore #71) 1960-61
Odhiambo, Rees (OL), Boise State 2018
Price, Givens (T), Nebraska 2016
Rankin, Walt (B), Texas Tech (also wore #28, 40, 42) . . 1941, '43, '45-47
Rexer, Freeman (E), Tulane (also wore #17, 62) . . . . 1943, '45
Robbins, Tootie (T), East Carolina 1982-91
Sendlein, Lyle (C), Texas 2007-15
Shirk, John (E), Oklahoma 1940
Turner, Herschel (G/T), Kentucky 1964-65
Williams, Clyde (T), Southern 1967-71
Zimny, Bob (T), Indiana (also wore #63) 1945-49
Zook, John (DE), Kansas 1976-79

64

Barnes, Khalif (T), Washington 2017
Clark, Randy (C), Northern Illinois 1980-86
Cole, Mason (C), Michigan (also wore #52) 2018
Cunningham, Rick (T), Texas A&M 1992-94
Davidds-Garrido, Norberto (T), Southern California 2000
Dexter, James (T), South Carolina 1996-99
Duggan, Gil (T), Oklahoma (also wore #42, 60) . . 1942-43, '45
Dukes, Jamie (C), Florida State 1995
Ebli, Ray (E), Notre Dame 1942
Foster, Ralph (T), Oklahoma A&M (also wore #9, 60, 77) . . . 1945-46
Grace, Steve (C), Arizona 2002-03
Gray, Ken (G), Howard Payne 1958-69
Haayer, Adam (G/T), Minnesota 2005
Hartshorn, Larry (G), Kansas State 1955
Hogland, Doug (G), Oregon State 1956-58
Kelemete, Senio (G), Washington 2012
Lipinski, Jim (T), Fairmont State 1950
Loepfe, Dick (T), Wisconsin 1948-49
Marotti, Lou (G), Toledo (also wore #46, 77) 1943-45
McDermott, Lloyd (T), Kentucky 1950-51
Nix, John (DT), Southern Mississippi 2004
Peat, Todd (G), Northern Illinois 1987-89
Peters, Scott (C), Arizona State 2008
Rhea, Floyd (G), Oregon 1943
Sikora, Mike (G), Oregon 1952
Speegle, Cliff (C), Oklahoma (also wore #23) 1945
Sweezy, J.R. (OL), North Carolina State 2019-20
Watford, Gerry (E), Alabama 1953-54
Young, Bob (G), Howard Payne 1972-79

65

Bilbo, Jon (T), Mississippi (also wore #85) 1938-39
Boggs, Taylor (G), Humboldt State 2016
Brooks, Jonathan (LB), Clemson 1980
Clement, Anthony (T), Southwestern Louisiana 1998-04
Crum, Bob (DE), Arizona 1974
Dye, Ernest (G), South Carolina (also wore #75) 1993-96
Gaillard, Lamont (OL), Georgia (also wore #53) 2019-
Galloway, David (DT), Florida 1982-89
Hatley, John (G), Sul Ross State 1954-55
Hauser, Art (G), Xavier 1959
Husmann, Ed (G), Nebraska (also wore #66) . . . . . 1953, '56-59
Hutchison, Chuck (G), Ohio State 1970-72
Lynch, Shawn (C), Duke (also wore #62) 2005
Marcontell, Ed (G), Lamar 1967
McGee, Stacy (DL), Oklahoma 2020
Mullen, Tom (G), Southwest Missouri State 1978
Oates, Brad (T), Brigham Young . . . . . 1976-77, '79-80
Rabold, Michael (G), Indiana 1960
Redmond, Thomas (DE), Vanderbilt (also wore #66) . . . 1960-65
Tasini, Pasoni (DL), Utah 2018

66

Bertagnolli, Libero (G), Washington (Mo.) (also wore #62) . . 1942, '45
Brooks, Ethan (T), Williams (Mass.) 2000
Cheatham, Lloyd (QB), Auburn (also wore #33) 1942
Collins, George (C), Georgia 1978-82
Dardar, Ramsey (DT), Louisiana State 1983-84
Dawson, Doug (G), Texas 1984-86
Dobler, Conrad (G), Wyoming (also wore #60) 1972-77
Doolan, John (B), Georgetown 1947-48
Enich, Steve (G), Marquette 1945
Faneca, Alan (G), Louisiana State 2010
Gray, Cecil (G/T), North Carolina 1995
Grigas, John (B), Holy Cross 1943-44
Hennessey, Jerry (E), Santa Clara 1950-51
Houser, John (G/T), Redlands 1963
Husmann, Ed (G), Nebraska (also wore #65) . . . . . 1953, '56-59
Jonassen, Eric (G), Bloomsburg (Pa.) 1996-97
Kendall, Pete (G), Boston College 2001-03
LaHood, Mike (G), Wyoming 1970
Lipostad, Ed (G), Wake Forest 1952
McDole, Roland (DE), Nebraska 1961
Miles, Josh (OL), Morgan State 2019-
Neacy, Clem (E), Colgate 1928
Popovich, Milt (B), Montana (also wore #77) 1938-42
Redmond, Thomas (DE), Vanderbilt (also wore #65) . . . 1960-65
Reuber, Alan (G), Texas A&M 2004-05
Sortun, Rick (G), Washington 1964-69
Ta'amu, Alameda (NT), Washington 2013-14
Wahler, Jim (DT), UCLA 1989-92
Wedige, Scott (C), Northern Illinois 2012
Welter, Tom (G/T), Nebraska 1987

67

Acker, Bill (DT), Texas 1980-81
Allton, Joe (T), Oklahoma . . . . . 1942, '44
Badger, Brad (G), Stanford 2007
Brown, Milford (G), Florida State 2006
Clatt, Corwin (B), Notre Dame 1948-49
Dishman, Chris (G), Nebraska 1997-2003
Esser, Clarence (E), Wisconsin 1947
Johnson, Herman (G/T), Louisiana State 2009
Konovsky, Bob (G), Wisconsin 1956-58
Love, Duval (G), UCLA 1995-96
McQuistan, Pat (G/T), Weber State 2012
Pasquale, Ron (G), Akron 1987
Pugh, Justin (OL), Syracuse 2018-
Sharpe, Luis (T), UCLA . . . . . 1982-84, '85-94
Smith, Antonio (DE), Oklahoma State (also wore #94) . . 2004-08
Stallings, Larry (LB), Georgia Tech 1963-76
Svoboda, Bill (LB), Tulane (also wore #68) 1950-53
Young, D.J. (T), Michigan State 2011

68

Andros, Plato (G), Oklahoma 1947-50
Beachum, Kelvin (OL), Southern Methodist 2020-
Chickillo, Nick (G), Miami (Fla.) 1953
Dickson, Paul (DT), Baylor 1971
Ellington, Dante (T), Alabama 2005
Lange, Bill (G), Dayton 1954-55
Maddock, Bob (G), Notre Dame (also wore #49) . . . . 1942, '46
McQuarters, Ed (DT), Oklahoma State 1965
Monfort, Avery (B), New Mexico 1941
Morris, Mike (G), Northeast Missouri State 1987-88
Roy, Frank (G), Utah 1966
Scott, Yusuf (G), Arizona 1999-2001
Siwek, Mike (DT), Western Michigan 1970
Snyder, Adam (G/C), Oregon 2012
Stieve, Terry (G), Wisconsin 1978-84
Svoboda, Bill (LB), Tulane (also wore #67) 1950-53
Vallejo, Elliot (T), Cal-Davis 2008
Vatterott, Charles (T), Southwest Texas State 1987
Veldheer, Jared (T), Hillsdale 2014-17
Vujnovich, Jeremy (OL), Louisiana College 2018-19
Wallner, Fred (G), Notre Dame (also wore #18, 61) . . 1951-52, '54-55
Wolf, Joe (T/G), Boston College 1989-97
Wragge, Tony (G), New Mexico State 2002-03

69

Apolskis, Ray (T), Marquette (also wore #26, 75) . . 1941-42, '45-50
Bienermann, Tom (E), Drake (also wore #82) 1951-56
Brown, Rush (DT), Ball State 1980-83
Burnett, Victor (DE), Fresno State (also wore #95) 1987
Cantu, Rolando (G), ITESM Monterrey 2005-06
DeGraffenreid, Allen (OL), Vanderbilt 1997-98
Dorris, Andy (DE), New Mexico State 1973
Duncum, Bobby (T), West Texas State 1968
Floyd, Eric (G), Auburn (also wore #61) 1995
Gandy, Mike (T), Notre Dame 2007-09
Gibson, Mike (G/C), California 2012-13
Holden, Will (G/T), Vanderbilt 2017-18
Kindle, Greg (T), Tennessee State 1974-75
Mathis, Evan (G), Alabama 2016
Moore, Alton (DE), Auburn (also wore #90) 2002
Scotts, Colin (DT), Hawaii 1987-88
Smith, Vernice (G/T), Florida A&M 1989-92
Vander Poel, Mark (T), Colorado 1994
Wager, Clint (E), St. Mary's (Minn.) . . . . . 1943, '45

70

Aboushi, Oday (OL), Virginia 2018
Baxley, Rob (T), Iowa 1992-93
Boehm, Evan (C/G), Missouri 2016-17
Bollinger, Brian (G), North Carolina 1994
Brooks, Leo (DE), Texas 1973-76
Bulger, Chet (T), Auburn (also wore #11, 73) . . 1942-43, '45-49
Clancy, Kendrick (DT), Mississippi 2006
Goldman, Sam (E), Ohio State 1948
Goodspeed, Mark (T), Nebraska 1980
Gossett, Colby (OL), Appalachian State (also wore #78) . . .2018
Guynes, Thomas (T), Michigan (also wore #71) 1997-98
Hadnot, Rex (G), Houston 2010-11
Hoffman, John (DE), Hawaii 1972
Jennings, John (T), Ohio State (also wore #50) 1950-57
Kearns, Tom (T), Miami (Fla.) 1946
Kennard, Derek (G), Nevada (also wore #73) 1986-90
Krueger, Rolf (DE), Texas A&M 1969-71
Massie, Bobby (T), Mississippi 2012-15
McCusker, Jim (T), Pittsburgh 1958
Owens, Don (DT), Southern Mississippi 1960-63
Palepoi, Anton (DE), Nevada-Las Vegas 2005
Plunkett, Art (T), Nevada-Las Vegas 1981-84
Ramsey, Knox (G), William & Mary 1950-51
Ross, Pat (C), Boston College 2008
Scott, Lance (C), Utah 1995-96
Shelton, L.J. (T), Eastern Michigan 1999-04
Simons, Keith (DT), Minnesota 1978-79
Taylor, Mike (T), Southern California 1973
Toogood, Charley (G), Nebraska 1957

71

Boone, Alex (G), Ohio State (also wore #75) 2017
Bostic, Joe (T), Clemson 1979-89
Bowers, Andy (DE), Utah 2001-02
Bryant, Red (DT), Texas A&M 2015
Colledge, Daryn (G), Boise State 2011-13
Cross, Bob (T), Stephen F. Austin 1958-59
Dahms, Tom (T), San Diego State 1956
Guynes, Thomas (T), Michigan (also wore #70) 1997-98
Holmes, Lester (G), Jackson State 1998-00
Joyce, Don (T), Tulane (also wore #11) 1951-53
Memmelaar, Dale (G), Wyoming (also wore #63) 1960-61
Murray, Justin (OL), Cincinnati 2019-
Reynolds, Bob (T), Bowling Green . . . . . 1963-71, '73
Richardson, John (DT), UCLA 1972-73
Smith, Andre (T), Alabama 2018
Steen, Anthony (G/C), Alabama 2014
Stepanovich, Alex (C), Ohio State 2004-06
Tafoya, Joe (DE), Arizona 2007
Tharpe, Larry (T), Tennessee State 1995
Tucker, Mark (C), Southern California 1993-94
Upshaw, Marvin (DT), Trinity (Tex.) 1976
Watford, Earl (T/G), James Madison (also wore #78) . . 2013-17
Whiting, Teag (G), Brigham Young 2002

72

Brown, Miles (DL), Wofford 2019
Burke, Anthony (DT), Minnesota 1987
Daniels, Jerome (G), Northeastern 1997-99
Dierdorf, Dan (G/T), Michigan 1971-83
Dwyer, Nate (DT), Kansas (also wore #95) 2002
Fischer, Bill (T), Notre Dame 1949-53
Fuller, Frank (DT), Kentucky 1959-62
Gorin, Brandon (T), Purdue 2006
Issa, Jabari (DE), Washington 2000-01
Johnson, Chuckie (DT), Auburn 1993
Keith, Brandon (T), Northern Iowa 2008-11
King, Kenny (DE), Alabama (also wore #95) 2003-05
Kolodziej, Ross (DT) Wisconsin (also wore #96) . 2004-05, 2007
Moore, Brandon (T), Duke 1995
Ohrnberger, Rich (G/C), Penn State 2012
Pierre, Olsen (DT), Miami (Fla.) 2016-18
Ralph, Dan (DT), Oregon 1984-85
Saddler, Rod (DT), Texas A&M 1987-91
Silas, Sam (DT), Southern Illinois 1963-67
Stinson, Ed (DE), Alabama (also wore #91) 2014-16
Thompson, Everrette (DE), Washington 2013
Ulrich, Charles (T), Illinois 1954-58

73

Barrie, Sebastian (DT), Liberty 1994
Beinor, Ed (E), Notre Dame 1940-41
Bridges, Jeremy (G/T), Southern Mississippi . . . 2004-05, 09-12
Bulger, Chet (T), Auburn (also wore #11, 70) . . 1942-43, '45-49
Culpepper, Edward (G), Alabama 1958-60
Dawson, Mike (DT), Arizona 1976-82
Dill, Scott (T), Memphis State 1988-89
Duda, Mark (DT), Maryland 1983-87
Fanucci, Ledio (T), Fresno State 1954
Garcia, Max (OL), Florida 2019-
Goldberg, Marshall "Biggie" (B/DB), Pittsburgh . . 1939-40, '46-48 (also wore #42, 99)
Hadd, Gary (DT), Minnesota 1989
Higgins, Tom (T), North Carolina 1953
Joyce, Matt (OL), Richmond 1996-00
Kennard, Derek (G), Nevada (also wore #70) 1986-90
Lunceford, Dave (T), Baylor 1957
Mauro, Josh (DE/DT), Stanford (also wore #97) 2014-17
May, Mark (G/T), Pittsburgh 1992-93
McMillan, Ernie (T), Illinois 1961-74
Mergen, Mike (T), San Francisco 1952
Nichols, Ham (G), Rice 1947-49
Roundtree, Raleigh (G/T), South Carolina State 2002-03
Sanford, Leo (C), Louisiana Tech (also wore #51) 1951-57
Seibold, Champ (T), Wisconsin 1942
Vanzo, Fred (B), Northwestern 1941
Vincent, Keydrick (G), Mississippi 2007
Wetzel, John (G/T), Boston College 2016-18
Winston, Eric (T), Miami (Fla.) 2013

74

Batiste, D'Anthony (T), Louisiana-Lafayette 2010-12
Bergold, Scott (DT), Wisconsin 1985-86
Evans, Scott (DL), Oklahoma 1991
Fanaika, Paul (G), Arizona State 2013-14
Fina, John (T), Arizona 2002
Heron, Fred (DT), San Jose State 1966-72
Holloway, Randy (DE), Pittsburgh 1984
Humphries, D.J. (OL), Florida 2015-
Kortas, Ken (DT), Louisville 1964
Lee, Oudious (DT), Nebraska 1980
Moten, Mike (DT), Florida 1998-99
Panfil, Kenneth (T), Purdue 1960-62
Pate, Rupert (G), Wake Forest 1940
Patulski, Walt (DE), Notre Dame 1977
Ridgle, Elston (DE), Nevada 1990
Rudolph, Council (DE), Kentucky State 1973-75
Sebro, Bob (G), Southern California 1982

Selby, Rob (G), Auburn 1995-97
Teeuws, Len (T), Tulane 1954-57
Times, Ken (DT), Southern 1981
Villa, Danny (C/G/T), Arizona State. 1992
Wells, Reggie (G/T), Clarion 2003-09

75

Albrecht, Art (T), Wisconsin 1943
Apolskis, Ray (T), Marquette (also wore #26, 69) . . 1941-42, '45-50
Boone, Alex (G), Ohio State (also wore #71) 2017
Brown, Levi (T), Penn State 2007-13
Brown, Lomas (T), Florida 1996-98
Clausell, Blaine (OL), Mississippi State 2018
Cook, Edward (G/T), Notre Dame. 1960-65
Dafney, Bernard (G), Tennessee 1995
Davis, Leonard (T), Texas. 2001-06
Dye, Ernest (G), South Carolina (also wore #65) 1993-96
Fugler, Dick (T), Tulane 1954
Fullington, John (G), Washington State. 2015
Gaston, Bruce (NT), Purdue 2014
Golditch, Zach (OL), Colorado State 2018
Graybill, Mike (T), Boston University. 1990
Greer, Curtis (DE), Michigan 1980-88
John, Ulrick (T), Georgia State 2016-17
Jones, Mike (DE), North Carolina State 1991-93
Knight, Shawn (DT), Brigham Young 1989
Lynch, Lynn (G), Illinois 1951
Obeck, Vic (G), Springfield. 1945
Pasquesi, Tony (T), Notre Dame 1955-57
Rowe, Bob (DT), Western Michigan 1967-75
Rozier, Bob (DE), California 1979
Walker, Darwin (DT), Tennessee. 2000

76

Allen, Ian (T), Purdue 2005
Arms, Lloyd (G), Oklahoma A&M 1946-48
Braham, Rich (G/T), West Virginia. 1994
Davis, Charlie (DT), Texas Christian 1975-79
Davis, Ron (DE), Virginia State 1973
Delevan, Burt (T), Pacific. 1955-56
Drake, Jerry (DT), Hastings (Neb.). 1995-00
Emerson, Vernon (T), Minnesota-Duluth. 1969-71
Finnin, Tom (T), Detroit. 1957
Garalczyk, Mark (DT), Western Michigan. 1987-88
Gilbert, Marcus (OL), Florida. 2019-20
Iupati, Mike (G), Idaho 2015-18
Jagielski, Harry (T), Indiana. 1956
Lewis, Charles (T), Iowa 1959
Lutui, Deuce (G), Southern California 2006-11
MacDonald, Mark (G/C), Boston College. 1988
Mays, Stafford (DE), Washington. 1980-86
McDowell, John (T), St. John's (Minn.) 1966
Moody, Thomas (G), Florida 2002
Morgan, Bob (T), Maryland. 1954
Palmer, Scott (DT), Texas 1972
Patterson, Craig (DL), Brigham Young 1991
Peters, Volney (T), Southern California. 1952-53
Potter, Nate (T), Boise State 2012-13
Spikes, Cameron (G), Texas A&M 2003-04
Traynowicz, Mark (G), Nebraska. . . . . 1988, '89

77 (Retired)

Foster, Ralph (T), Oklahoma A&M (also wore #9, 60, 64) . . 1945-46
Hall, John (B), Texas Christian (also wore #7) . . . 1940-41, '43
Marotti, Lou (G), Toledo (also wore #46, 64) 1943-45
Mauldin, Stan (T), Texas (honored with number retirement) . . . 1946-48
Popovich, Milt (B), Montana (also wore #66) 1938-42

78

Bell, Bob (DE), Cincinnati 1974-78
Bock, Wayne (T), Illinois 1957
Bohm, Ron (DT), Illinois 1987
Branch, Alan (DT), Michigan. 2007-10
Brown, Chadrick (DE), Mississippi 1993-95
Burnstein, Brent (DT), Arizona State 1997
Gilchrist, George (T), Tennessee State 1953
Gossett, Colby (OL), Appalachian State (also wore #70). . .2018
Grooms, Elois (DE), Tennessee Tech. 1982-85
Hughes, Van (DT), Southwest Texas State. 1986
Mallouf, Ray (B), Southern Methodist (also wore #22, 98) . .1941, '46-48
Nunn, Freddie Joe (DE), Mississippi (also wore #50, 58) . . 1985-93
Owens, Luke (DT), Kent State 1958-65
Painter, Vinston (T/G), Virginia Tech 2017
Rogers, Kendrick (T), Alabama A&M. 2002-03
Simpson, Carl (DE), Florida State 1998
Staysniak, Joe (G), Ohio State 1996
Tosi, Mao (DT), Idaho 2000-01
Toth, Brett (OL), Army. 2019
Wakefield, Fred (OT/DE), Illinois (also wore #79, 97, 87). . 2001-06
Watford, Earl (T/G), James Madison (also wore #71) . . 2013-17
Womack, Floyd (G), Mississippi State. 2011
Yankowski, Ron (DE), Kansas State 1971-76

79

Banks, Jason (DE), Grambling 2009
Carter, David (DT), UCLA 2011-12
Clark, Jon (T), Temple 1998-00
Clasby, Bob (DE), Notre Dame. 1986-90
Cunningham, Ed (C), Washington (also wore #59). . . . 1992-95
Cunningham, Korey (OL), Cincinnati 2018
Dulin, Gary (DE), Ohio State. 1986-87
Fatafehi, Mario (DT), Kansas State 2001-02
Jones, Josh (OL), Houston. 2020-
Mills, Jordan (OL), Louisiana Tech. 2019
Pace, Calvin (DE), Wake Forest (also wore #97). 2003-07
Perry, Gerald (K), California 1960-62
Radford, Bruce (DE), Grambling 1981
Ramey, Jim (DE), Kentucky 1979
Rice, Simeon (DE), Illinois (also wore #97) 1996-00
Ross, Oliver (T), Iowa State 2005-07
Rucker, Keith (DT), Ohio Wesleyan. 1992-93
Sloan, Bonnie (DT), Austin Peay. 1973
Sowell, Bradley (T), Mississippi 2013-15
Thornton, Bruce (DE), Illinois. 1982
Tuerk, Max (C), Southern California. 2017
Wakefield, Fred (OT/DE/TE), Illinois (also wore #78, 97, 87). . . 2001-06
Walker, Charles (DT/DE), Duke 1964-72

80

Awalt, Robert (TE), San Diego State 1987-89
Banks, Mike (TE), Iowa State (also wore #84) 2002-03
Carter, Pat (TE), Florida State. 1996-97
Combs, Chris (TE), New Mexico. 1980-81
Doucet, Early (WR), Louisiana State (also wore #85) . . 2008-12
Hardy, Terry (TE), Southern Mississippi 1998-2001
Henke, Ed (DE), South Carolina. 1961-63
Jackson, John (WR), Southern California (also wore #18). . 1990-92
Johnson, Bryant (WR), Penn State (also wore #83) . . . 2003-07
Keseday, Bob (TE), Texas-El Paso 1987
Kutner, Mal (E), Texas 1946-50
Marsh, Doug (TE), Michigan (also wore #82, 87). 1980-86
McAddley, Jason (WR), Alabama (also wore #83) 2002-03
McFarland, Jim (E), Nebraska (also wore #83). 1970-74
Momah, Ifeanyi (TE), Boston College. 2015-17
Murrell, Bill (TE), Winston-Salem 1979
Ramson, Eason (TE), Washington State 1978
Reeves, Bryan (WR), Nevada. 1994-95
Southard, Tommy (WR), Furman 1978
Stonesifer, Don (E), Northwestern. 1951-56
Thomas, Jordan (TE), Mississippi St. 2020
Tracey, John (LB), Texas A&M. 1959-60
West, Jeff (P), Cincinnati. 1975
Williams, Dave (WR), Washington 1967-71
Wright, Willie (TE/H-B), Wyoming (also wore #52) 1992

81

Anderson, Charley (E), Louisiana Tech 1956
Bates, Theodore (LB), Oregon State (also wore #51) . . 1960-62
Bell, Mark (WR), Colorado State 1981
Birlem, Keith (B), San Jose State 1939
Boldin, Anquan (WR), Florida State. 2003-09
Daniels, Darrell (TE), Washington 2018-
Dray, Jim (TE), Stanford . . . . . 2010-13, '17
Edwards, Anthony (WR), N. Mex. Highlands (also wore #83). . 1991-98
Elwell, Jack (E), Purdue. 1962
Fauria, Joseph (TE), UCLA 2015
Green, Roy (DB/WR), Henderson State (also wore #25) . . 1979-90
Hill, Randal (WR), Miami (Fla.). 1991-94
Jankovich, Keever (E), Pacific (also wore #53) 1953
Lane, Dick "Night Train" (CB), Scottsbluff J.C. 1954-59
Melinger, Steve (E), Kentucky. 1961
Mulligan, Matthew (TE), Maine 2014
Parker, Joe (E), Texas (also wore #47). 1946-47
Sanders, Frank (WR), Auburn 1995-02
Schmidt, George (E), Lewis (also wore #91). 1953
Shy, Don (RB), San Diego State 1973
Smith, Jackie (E), Northwest Louisiana 1963-77
Summerall, Pat (K/E), Arkansas (also wore #85) 1953-57

82

Anderson, Ronnie (WR), Allegheny College (Pa.) 1998
Anderson, Stevie (WR), Grambling State (also wore #43) . . 1995-96
Arnold, Dan (TE), Wisconsin-Platteville (also wore #85) 2019-20
Badaczewski, John (G), Western Reserve 1948
Baty, Greg (TE), Stanford. 1988
Bird, Steve (WR), Eastern Kentucky. 1983-84
Bienermann, Tom (E), Drake (also wore #69) 1951-56
Brown, Ron (WR) Colorado (also wore #83) 1987
Cantor, Leo (B), UCLA (also wore #50) 1945
Cody, Mac (WR), Memphis 1999-00
Diamond, Lorenzo (TE), Auburn 2003-04
Ferry, Lou (T), Villanova 1951
Goldsberry, John (T), Indiana. 1949-50
Imhof, Martin (DE), San Diego State (also wore #62) 1972
Jacobs, Marv (T), None 1948
Jenkins, MarTay (WR), Nebraska-Omaha 1999-02
Kasper, Kevin (WR), Iowa (also wore #11) 2002-03
Knox, Kevin (WR), Florida State (also wore #18). 1994
Leach, Mike (LS), William & Mary 2009-15
Lee, Charles (WR), Central Florida 2005
Martin, Caleb (T), Louisiana Tech 1947
McConkey, Phil (WR), Navy. 1989
Melinkovich, M. (DE), Grays Harbor J.C. (Wash.) 1965-66
Moses, J.J. (WR/KR), Iowa State 2005
Phillips, John (TE), Virginia 2018
Pollard, Bob (DE), Weber State 1978-81
Pope, Leonard (TE), Georgia 2006-08
Robinson, Patrick (WR/KR), Tennessee State 1994
Rolle, Butch (H-B/TE), Michigan State. 1992-93
Schmiesing, Joe (DE), New Mexico State 1968-71
Swanson, Eric (WR), Tennessee (also wore #86) 1986
Thomas, Earl (WR), Houston. 1974-75
Thompson, Ricky (WR), Baylor 1982
Usher, Darryl (WR), Illinois 1989

83

Bienemann, Troy (TE), Washington State 2007
Boydston, Max (E), Oklahoma. 1955-58
Brown, Derek (TE), Notre Dame 1999-00
Brown, Ron (WR), Colorado (also wore #82). 1987
Christian, Gerald (TE), Louisville. 2015
Edwards, Anthony (WR), N. Mex. Highlands (also wore #81). . 1991-98
Edwards, Eric (TE), Louisiana State 2004-05
Holmes, Don (WR), Mesa College (Colo.) 1986-90
Johnson, Bryant (WR), Penn State (also wore #80) . . . 2003-07
Johnson, Jaymar (WR), Jackson State 2011
Knafelc, Gary (E), Colorado 1954
Logan, Chuck (E), Northwestern . . . . . 1965, '67-68
McAddley, Jason (WR), Alabama (also wore #80) 2002-03
McFarland, Jim (E), Nebraska (also wore #80). 1970-74
Mitchell, Tywan (WR/TE), Minn. St.-Mankato (also wore #5). . 1999-01
Pelfrey, Ray (E), Eastern Kentucky. 1952
Spach, Stephen (TE), Fresno State 2008-10
Sperry, Kory (TE), Colorado State 2012-13
Tilley, Pat (WR), Louisiana Tech 1976-86

84

Anderson, Cliff (E), Indiana 1952-53
Banks, Mike (TE), Iowa State (also wore #80) 2002-03
Becht, Anthony (TE), West Virginia. 2009
Clark, Gary (WR), James Madison 1993-94
Dowdell, Marcus (WR), Tennessee State 1995-96
Euhus, Tim (TE), Oregon State 2007
Gedney, Chris (TE), Syracuse . . . . . 1997-98, '00
Gillette, Walker (WR), Richmond 1972-73
Goode, John (TE), Youngstown State. 1984
Gresham, Jermaine (TE), Oklahoma 2015-18
Hamilton, Lawrence (WR), Stephen F. Austin 2004
Harris, Ike (WR), Iowa State 1975-77
Housler, Rob (TE), Florida Atlantic 2011-14
Jackson, Arnold (WR), Louisville. 2001-02
Johnson, Teyo (TE), Stanford 2005
Lomack, Tony (WR), Florida 1991
Nagler, Gern (E), Santa Clara (also wore #86). . . . 1953, '55-58
Novacek, Jay (TE), Wyoming (also wore #85) 1985-89
Robb, Joe (DE), Texas Christian 1961-67
Shumann, Mike (WR), Florida State 1982-83
Smith, J.T. (WR), North Texas State. 1985-90
Stief, Dave (WR), Portland State (also wore #21) 1978-82
Sugar, Leo (DE), Purdue. 1960
Tant, Jay (TE), Northwestern (also wore #87). 2000
Tuman, Jerame (TE), Michigan 2008
Williams, Kevin (WR), Miami (Fla.) (also wore #14). 1997

85

Anderson, Tazwell (E), Georgia Tech 1961-64
Arnold, Dan (TE), Wisconsin-Platteville (also wore #82) 2019-20
Bilbo, Jon (T), Mississippi (also wore #65) 1938-39
Bronson, John (FB/TE), Penn State (also wore #39) . . 2005-06
Clay, Charles (TE), Tulsa. 2019
Doucet, Early (WR), Louisiana State (also wore #80) . . 2008-12
Fells, Darren (TE), California-Irvine 2014-16
Gray, Mel (WR), Missouri 1971-82
Holmes, Gabe (TE), Purdue. 2017-18
Jones, Freddie (TE), North Carolina 2002-04
Jorden, Tim (TE), Indiana 1989-91
Moore, Rob (WR), Syracuse 1995-2001
Novacek, Jay (TE), Wyoming (also wore #84) 1985-89
Pittman, Danny (WR), Wyoming 1983-84
Richards, Perry (E), Detroit 1959-60
Summerall, Pat (K/E), Arkansas (also wore #81) 1953-57
Thomas, Ralph (E), San Francisco 1952
Urban, Jerheme (WR), Trinity 2007-09
Ware, Derek (TE), Central State (Okla.) 1992-94
Williams, Jamie (TE), Nebraska 1983

86

Baker, Mel (WR), Texas Southern. 1976
Ballard, Jake (TE), Ohio State. 2013
Brumm, Don (DE), Purdue . . . . . 1963-69, '72
Byrd, Dominique (TE), Southern California 2009
Canaday, Kameron (LS), Portland State 2016
Childs, Jim (WR), California Poly-San Luis Obispo 1978-80
Clayton, Ralph (WR), Michigan 1981
Crittendon, John (E), Wayne State 1954
DeValve, Seth (TE), Princeton. 2020
Duncan, Clyde (WR), Tennessee 1984-85
Fann, Chad (TE), Florida A&M (also wore #49) 1993-95
Floyd, John (WR), Northeast Louisiana 1981
Fox, Chas (WR), Furman. 1986
Gilmore, Bryan (WR), Midwestern St. (Tex.) (also wore #11). . 2000-03
Heap, Todd (TE), Arizona State. 2011-12
Jefferson, D.C. (TE), Rutgers 2013
Jones, Ernie (WR), Indiana 1988-92
Jordan, Kevin (WR), UCLA 1996

Junkin, Trey (TE/LS), Louisiana Tech 1996-2001
McBride, Adrian (WR), Missouri.....1987
McInnis, Hugh (E), Southern Mississippi 1960-62
Nagler, Gern (E), Santa Clara (also wore #84).... 1953, '55-58
Seals-Jones, Ricky (TE), Texas A&M.....2017-18
Swanson, Eric (WR), Tennessee (also wore #82) 1986
Thompson, Ken (WR), Utah State 1982-83
Walters, Troy (WR), Stanford 2006
Williams, Karl (WR/PR), Texas A&M Kingsville.....2004

87

Brubaker, Dick (E), Ohio State ..... 1955, '57
Bryant, Chuck (E), Ohio State.....1962
Bush, Steve (TE), Arizona State 2001-03
Chandler, Al (TE), Oklahoma..... 1978-79
Dimancheff, Babe (B), Purdue 1947-50
Gray, Earnest (WR), Memphis State 1985
Hillebrand, Jerry (LB), Colorado 1967
Johnson, Troy (WR), Southern 1986-87
Joyce, Terry (P), Missouri Southern..... 1976-77
King, Jeff (TE), Virginia Tech 2011-13
Ladd, Jim (E), Bowling Green.....1954
McBride, Oscar (TE), Notre Dame (also wore #48) 1995-96
McGill, Eddie (TE), Western Carolina 1982-84
McWilliams, Johnny (TE), Southern California 1996-99
Morey, Sean (WR), Brown..... 2007-09
Newhouse, Reggie (WR), Baylor 2004-05
Niklas, Troy (TE), Notre Dame..... 2014-17
Ofahengaue, Tevita (TE), Brigham Young 2001
Osborne, Richard (TE), Texas A&M.....1979
Proehl, Ricky (WR), Wake Forest 1990-94
Ramsey, Ray (B), Bradley..... 1950-53
Schleicher, Maury (LB), Penn State 1959
Snowden, Cal (DE), Indiana 1969-70
Staggs, Jeff (LB), San Diego State 1972-73
Swinton, Reggie (WR/KR), Murray State.....2005
Tant, Jay (TE), Northwestern (also wore #84).....2000
Thaxton, Jim (TE), Tennessee State.....1978
Wakefield, Fred (OT/DE/TE), Illinois (also wore #79, 97) .. 2001-06
Williams, Maxx (TE), Minnesota 2019-

88 (Retired)

Burkett, Jeff (E), Louisiana State (also wore #35, 89) 1947
Cain, J.V. (WR/TE), Colorado (honored with number retirement) 1974-77
Hyatt, Freddie (WR), Auburn 1968-72
Kuharich, Joe (G), Notre Dame (also wore #17) .. 1940-41, '45
Puplis, Andy (B), Notre Dame.....1943
Randle, Sonny (WR), Virginia 1959-66
Sagely, Floyd (E), Arkansas 1957
Sutch, George, (B), Temple 1946

89

Anderson, Warren (WR), West Virginia State 1978
Baylis, Evan (TE), Oregon 2020
Beach, Pat (TE), Washington 1993
Beckman, Tom (DE), Michigan 1972
Bergen, Adam (TE), Lehigh 2005-06
Boso, Cap (TE), Illinois 1986
Boston, David (WR), Ohio State 1999-02
Brock, Fred (WR), Southern Mississippi 1996-98
Brown, Robert (TE), Alcorn A&M..... 1969-70
Burkett, Jeff (E), Louisiana State (also wore #35, 88) 1947
Carlson, John (TE), Notre Dame 2014
Foster, Larry (WR), Louisiana State 2003
Gaines, Wendall (TE/DT), Oklahoma State (also wore #91) .. 1994-95
Harris, William (TE), Bishop 1987
Hayes, Jarius (TE), North Alabama (also wore #48).. 1996, '98
Isabella, Andy (WR), Massachusetts (also wore #17) 2019-
LaFleur, Greg (TE), Louisiana State 1981-85
Lawson, Javone (WR), Louisiana-Lafayette.....2013
Long, Dave (DE), Iowa 1966-68
McPhee, Frank (E), Princeton 1955
Parris, Gary (TE), Florida State 1979-80
Patrick, Ben (TE), Delaware 2007-10

Poole, Nate (WR), Marshall..... 2002-04
Reeves, Walter (TE), Auburn..... 1989-93
Walczak, Mark (TE), Arizona 1988
Sampson, DeMarco (WR), San Diego State 2011
Samuels, Terry (TE), Kentucky (also wore #44) 1994-95
Schwall, Vic (B), Northwestern (also wore #37) 1947-50
Valles, Hakeem (TE), Monmouth 2016
Weber, Chuck (LB), West Chester State..... 1956-58

90

Bullard, Jonathan (DL), Florida..... 2019-20
Campbell, Mark (DT), Florida 1997
Cross, Bill (HB), West Texas State (also wore #20) ... 1951-53
Dockett, Darnell (DT), Florida State..... 2004-14
McCants, Keith (DE), Alabama 1994-95
Moore, Alton (DE), Auburn (also wore #69) 2002
Nkemdiche, Robert (DT), Mississippi 2016-18
Osborne, Eldonta (LB), Louisiana Tech.....1990
Peko, Sr., Domata (DL), Michigan State 2020
Procell, Jarrett (DE), Louisiana Tech 2001
Redding, Corey (DT), Texas.....2015
Stallings, Robert (TE), Southern Mississippi 1986
Stowe, Tyronne (LB), Rutgers (also wore #91) 1991-93
Wadsworth, Andre (DE), Florida State 1998-00
Wilson, Karl (DE), Louisiana State.....1989

91

Bailey, Rodney (DE), Ohio State 2007
Bryant, Wendell (DT), Wisconsin 2002-2004
Dogbe, Michael (DL), Temple 2019-
Gaines, Wendall (TE/DT), Oklahoma State (also wore #89) .. 1994-95
Holliday, Vonnie (DE), North Carolina 2011-12
Iwebema, Kenny (DE), Iowa..... 2008-10
Lunz, Gerry (G), Marquette..... 1925-26
Mayowa, Benson (DL), Idaho 2018
Monaco, Ron (LB), South Carolina.....1986
Moore, Langston (DT), South Carolina 2005-06
Schmidt, George (E), Lewis (also wore #81).....1953
Shaughnessy, Matt (LB), Wisconsin..... 2013-14
Slater, Fred (T), Iowa (also wore #14, 47) 1926-31
Stinson, Ed (DT), Alabama (also wore #72) 2014-16
Stowe, Tyronne (LB), Rutgers (also wore #90) 1991-93
Swinger, Rashod (DT), Rutgers 1997-2000

92

Berry, Bertrand (DE), Notre Dame 2004-09
Cousins, Jomo (DE), Florida A&M 1998
England, Eric (DE), Texas A&M 1994-96
Gardeck, Dennis (LB), Sioux Falls (also wore #42)..... 2018-
Kerr, Zach (DL), Delaware.....2019
Lawrence, Rashard (DL), LSU 2020-
Manley, Dexter (DE), Oklahoma State.....1990
Rubio, Angel (DT), Southeast Missouri State.....1999
Rucker, Frostee (DE/DT), Southern California (also wore #98). . 2013-17
Tanner, Barron (DT), Oklahoma 2000-03
Tardits, Richard (LB), Georgia.....1989
Wallerstedt, Brett (LB), Arizona State 1993
Williams, Dan (DT), Tennessee 2010-14

93

Bulman, Tim (DT), Boston College.....2005
Campbell, Calais (DE/DT), Miami (Fla.) 2008-16
Coleman, Sidney (LB), Southern Mississippi 1991
Coley, Trevon (DL), Florida Atlantic 2020
Cooper, Chris (DE), Nebraska-Omaha 2006-07
Davis, Reuben (DE), North Carolina 1992-93
Dunbar, Karl (DE), Louisiana State 1994-95
Gilbert, Freddie (DE), Georgia.....1989
McDonald, Clinton (DL), Memphis 2019
Smith, Mark (DT), Auburn 1997-00
Vanden Bosch, Kyle (DE), Nebraska 2001-04

94

Acho, Sam (LB), Texas..... 2011-14
Allen, Zach (DL), Boston College (also wore #97) 2019-

Bell, Marcus (DT), Memphis 2001-03
Cochran, Antonio (DE), Georgia 2005
Dykes, Keilen (DT), West Virginia 2009-10
Faulkner, Jeff (DE), Southern 1991-92
Malveaux, Cameron (LB), Houston.....2018
Reid, Caraun (DL), Princeton 2019
Sears, Corey (DT), Mississippi State..... 1999-00
Smith, Antonio (DE), Oklahoma State (also wore #67).. 2004-08
Williams, Xavier (DT), Northern Iowa..... 2015-17
Wilson, Bernard (DT), Tennessee State..... 1994-98
Zellner, Peppi (DE), Fort Valley State.....2004

95

Buczkowski, Bob (DT), Pittsburgh 1989
Burke, Thomas (DE), Wisconsin (also wore #60) 1999-02
Burnett, Victor (DE), Fresno State (also wore #69) 1987
Chapura, Dick (DT), Missouri 1990
Dwyer, Nate (DT), Kansas (also wore #72) 2000
Fotu, Leki (DL), Utah 2020-
Gunter, Rodney (DT), Delaware State..... 2015-19
Highsmith, Ali (LB), Louisiana State 2008-09
Kelly, Tommy (DT), Mississippi State 2014
King, Kenny (DT), Alabama (also wore #72)..... 2003-05
Lumpkin, Ricky (DT), Kentucky..... 2012-13
Miller, Jamir (LB), UCLA 1994-98
Moses, Quentin (DE), Georgia.....2007
Ransom, Derrick (DE), Cincinnati 2003
Schobel, Bo (DE), Texas Christian 2007

96

Blackson, Angelo (DT), Auburn.....2020
Johnson, Dennis (DE), Kentucky..... 2002-03
Kolodziej, Ross (DT), Wisconsin 2007
Martin, Kareem (DE/LB), North Carolina..... 2014-17
McNanie, Sean (DE), San Diego State 1988
Ottis, Brad (DT), Wayne State (Neb.).....1996-2000
Schable, A.J. (FB), South Dakota (also wore #44).....2006
Simmons, Clyde (DE), Western Carolina 1994-95
Smith, Jacquies (DE), Missouri 2018
Talley, Ronald (DE), Deleware..... 2011-13
Truluck, R-Kal (DE), SUNY-Cortland 2005
Williams, Chris (DL), American International.....1991
Williams, Willie (T), Louisiana State (also wore #60) .. 1990-92

97

Alexander, Lorenzo (LB), California 2013-14
Allen, Zach (DL), Boston College (also wore #94) 2019-
Busler, Ray (T), Marquette (also wore #43) ..... 1940-41, '45
Hooks, Bryan (DT), Arizona State 1994
Hyche, Steve (LB), Livingston 1991-93
Maumalanga, Chris (DT), Kansas 1995-96
Mauro, Josh (DE/DT), Stanford (also wore #73) 2014-17
Pace, Calvin (DE/LB), Wake Forest (also wore #79) ... 2003-07
Philips, Jordan (DL), Oklahoma..... 2020-
Rice, Simeon (DE), Illinois (also wore #79) 1996-00
Robinson, Bryan (DT), Fresno State..... 2008-10
Smith, Garrison (DT), Georgia.....2018
Spachman, Chris (DE), Nebraska 1988
Wakefield, Fred (OT/DE/TE), Illinois (also wore #78, 79, 87) .. 2001-06

98

Davis, Russell (DT), North Carolina 2000-05
Eason, Nick (DT), Clemson 2011-12
Hairston, Carl (DT), Maryland-Eastern Shore 1990
Mallouf, Ray (B), Southern Methodist (also wore #22, 78) ..1941, '46-48
Peters, Corey (DL), Kentucky 2015-20
Rucker, Frostee (DE/DT), Southern California (also wore #92) .. 2013-17
Swann, Eric (DL), None 1991-99
Watson, Gabe (DT), Michigan 2006-10

99 (Retired)

Goldberg, Marshall "Biggie" (B/DB), Pittsburgh.... 1939-40, '46-48 (also wore #42, 73) (honored with number retirement)
Nussbaumer, Bob (B), Michigan 1949-50
Tonelli, Mario "Motts" (B), Notre Dame (also wore #58)..1940, '45

CARDINALS IN CANTON

There are currently 14 members of the Cardinals organization enshrined in the Pro Football Hall of Fame. In February of last year, former Cardinals offensive lineman **Fred "Duke" Slater** - the first African American offensive lineman ever to play in the NFL - was announced as a member of the Hall of Fame's Centennial Class in 2020. Slater played six of his 10 NFL seasons with the Cardinals (1926-31).

CARDINALS IN THE PRO FOOTBALL HALL OF FAME

HOF Member	Year Inducted
Charles W. Bidwill, Sr. (Owner)	1967
Jimmy Conzelman (Coach)	1964
T Dan Dierdorf	1996
HB John "Paddy" Driscoll	1965
DB Dick "Night Train" Lane	1974
HB Ollie Matson	1972
HB Ernie Nevers	1963

HOF Member	Year Inducted
OL Fred "Duke" Slater	2020
TE Jackie Smith	1994
HB Charley Trippi	1968
QB Kurt Warner	2017
CB Roger Wehrli	2007
CB Aeneas Williams	2014
S Larry Wilson	1978

RETIRED JERSEYS

LARRY WILSON SAFETY 8

Professional—One of the greatest defensive backs in NFL history … enshrined in the Pro Football Hall of Fame in 1978 … named to the all-time NFL team in 1994 to commemorate the league's 75th anniversary … played entire career as a Cardinal in St. Louis (1960–72) … played in eight Pro Bowls … all-NFL six times … 52 career interceptions … cat-like defender and exceptional team leader … interceptions in seven consecutive games in 1966 … NFL's top free safety during 13-year career … made the safety blitz famous.

College—Utah … 6–0, 190 … two-way star for Utes from 1957–60 … seventh-round draft pick by St. Louis Cardinals in 1960.

Etc.—Born March 24, 1938 in Rigby, Idaho … regarded as one of the toughest players in NFL history … once intercepted a pass for a go-ahead touchdown with two broken wrists … retired from the team's front office in 2003, ending 43-year NFL career, all as a Cardinal.

PAT TILLMAN SAFETY 40



Professional—Fierce competitor defied odds as seventh-round draft choice in 1998 to become three-year starting safety and establish franchise single-season record with 224 tackles in 2000 … successfully converted from college linebacker to pro defensive back … named All-Pro by Sports Illustrated in 2000 … in 1998 became first rookie starting safety for Cardinals since team relocated to Arizona in 1988 … left the Cardinals prior to 2002 season to enlist in U.S. Army and become member of elite Army Ranger unit, as did his brother, Kevin, who tabled a professional baseball career in the Cleveland Indians organization … admirably declined all media attention throughout tour of duty … killed April 22, 2004 in Afghanistan.

College—Local favorite during college career at Arizona State University … Pac-10 Conference defensive player-of-the-year in 1997 … key member of Sun Devils' 1996 Rose Bowl squad … three-year starting linebacker … selected by Cardinals in seventh round (226th overall) of 1998 NFL Draft.

Etc.—Born November 6, 1976 in Fremont, Calif. … graduated summa cum laude in three and one-half years with marketing degree from ASU with 3.84 grade-point-average with academic all-America honors … outdoors enthusiast also competed in triathlons as part of training regimen.

STAN MAULDIN TACKLE 77



Professional—Tackle for the Chicago Cardinals (1946–48) … opened holes in the line with hard-hitting bulk for the Cardinals' "Million-Dollar Backfield" … member of the Cards' 1947 NFL championship team … died of a heart attack after opening-day victory over the Eagles in 1948.

College—Texas … 6–2, 215 … all-America tackle for the Longhorns … winner of the Outstanding Athlete Trophy in 1942 … one of Texas' "13 Immortals" in 1940.

Etc.—Born December 27, 1920 in Amarillo, Texas … flew bombing missions with the 15th Air Force Division over Italy during World War II.

J.V. CAIN TIGHT END 88



Professional—Doubled at tight end and wide receiver for the St. Louis Cardinals (1974–77) … part of Head Coach Don Coryell's messenger service as a rookie wide receiver in 1974 … replaced Hall of Famer Jackie Smith at tight end in mid-1975 … caught passes in 12 of 13 games in 1976 … one-handed touchdown catch in 1977 provided margin of victory in 16–13 win over Chicago … died after collapsing from a heart condition at training camp in 1979.

College—Colorado … 6–4, 220 … all-America … two-time all-Big 8 Conference selection … caught 53 passes for 700 yards during junior and senior seasons … first-round draft choice of the Cardinals in 1974.

Etc.—Born July 22, 1951 in Houston, Texas … played in the East-West and Hula Bowl games.

MARSHALL GOLDBERG RUNNING BACK/DEF. BACK 99

Professional—All-round player who starred as a ball carrier, defensive back, and return specialist for the Chicago Cardinals (1939–43, '46–48) … second team All-Pro selection in 1941 … NFL mid-season rushing, punt and kickoff return, and interception leader in 1941 … career statistics included 1,644 yards rushing in 476 attempts for 11 touchdowns, and 60 pass receptions for 776 yards and five touchdowns … member of Cards' 1947 NFL championship team.

College—Pittsburgh … 5–11, 195 … two-time consensus all-America halfback at Pitt.

Etc.—Born October 24, 1917 in Elkins, W.Va. … 1980 inductee into the Jewish Hall of Fame in Tel Aviv, Israel … playing career interrupted for two years (1944–45) during World War II when he served in the Navy … nicknamed "Biggie" … passed away on April 3, 2006.

ANNUAL RESULTS

Year	Won	Lost	Tied	Pct.	Head Coach
1920	6	2	2	.700	Marshall Smith
1921	3	3	2	.400	John "Paddy" Driscoll
1922	8	3	0	.727	John "Paddy" Driscoll
1923	8	4	0	.667	Arnie Horween
1924	5	4	1	.556	Arnie Horween
1925*	**11**	**2**	**1**	**.846**	**Norm Barry**
1926	5	6	1	.455	Norm Barry
1927	3	7	1	.300	Guy Chamberlin
1928	1	5	0	.167	Fred Gillies
1929	6	6	1	.500	Dewey Scanlon
1930	5	6	2	.455	Ernie Nevers
1931	5	4	0	.556	LeRoy Andrews (a)
1932	2	6	2	.250	Jack Chevigny
1933	1	9	1	.100	Paul Schissler
1934	5	6	0	.455	Paul Schissler
1935	6	4	2	.600	Milan Creighton
1936	3	8	1	.250	Milan Creighton
1937	5	5	1	.500	Milan Creighton
1938	2	9	0	.182	Milan Creighton
1939	1	10	0	.091	Ernie Nevers
1940	2	7	2	.222	Jimmy Conzelman
1941	3	7	1	.300	Jimmy Conzelman
1942	3	8	0	.273	Jimmy Conzelman
1943	0	10	0	.000	Philip G. Handler
1945	1	9	0	.100	Philip G. Handler
1946	6	5	0	.545	Jimmy Conzelman
1947*	**9**	**3**	**0**	**.750**	**Jimmy Conzelman**
1948+	11	1	0	.917	Jimmy Conzelman
1949	6	5	1	.545	Phil Handler-Buddy Parker
1950	5	7	0	.417	Earl "Curly" Lambeau
1951	3	9	0	.250	Earl "Curly" Lambeau
1952	4	8	0	.333	Joseph L. Kuharich
1953	1	10	1	.091	Joseph Stydahar
1954	2	10	0	.167	Joseph Stydahar
1955	4	7	1	.364	Ray Richards
1956	7	5	0	.583	Ray Richards
1957	3	9	0	.250	Ray Richards
1958	2	9	1	.182	Frank "Pop" Ivy
1959	2	10	0	.167	Frank "Pop" Ivy
1960#	6	5	1	.545	Frank "Pop" Ivy
1961	7	7	0	.500	Frank "Pop" Ivy (b)
1962	4	9	1	.308	Wally Lemm
1963	9	5	0	.643	Wally Lemm
1964	9	3	2	.750	Wally Lemm
1965	5	9	0	.357	Wally Lemm
1966	8	5	1	.615	Charley Winner
1967	6	7	1	.462	Charley Winner
1968	9	4	1	.692	Charley Winner
1969	4	9	1	.308	Charley Winner
1970	8	5	1	.615	Charley Winner
1971	4	9	1	.308	Bob Hollway
1972	4	9	1	.321	Bob Hollway (c)
1973	4	9	1	.321	Don Coryell
1974**	10	4	0	.714	Don Coryell
1975**	11	3	0	.786	Don Coryell
1976	10	4	0	.714	Don Coryell
1977	7	7	0	.500	Don Coryell
1978	6	10	0	.375	Bud Wilkinson
1979	5	11	0	.312	Bud Wilkinson (d)
1980	5	11	0	.312	Jim Hanifan
1981	7	9	0	.438	Jim Hanifan
1982	5	4	0	.556	Jim Hanifan
1983	8	7	1	.531	Jim Hanifan
1984	9	7	0	.563	Jim Hanifan
1985	5	11	0	.312	Jim Hanifan
1986	4	11	1	.281	Gene Stallings
1987	7	8	0	.467	Gene Stallings
1988##	7	9	0	.438	Gene Stallings
1989	5	11	0	.313	Gene Stallings (e)
1990	5	11	0	.313	Joe Bugel
1991	4	12	0	.250	Joe Bugel
1992	4	12	0	.250	Joe Bugel
1993	7	9	0	.436	Joe Bugel
1994	8	8	0	.500	Buddy Ryan
1995	4	12	0	.250	Buddy Ryan
1996	7	9	0	.436	Vince Tobin
1997	4	12	0	.250	Vince Tobin
1998	9	7	0	.563	Vince Tobin
1999	6	10	0	.375	Vince Tobin
2000	3	13	0	.188	Vince Tobin (f)
2001	7	9	0	.436	Dave McGinnis
2002	5	11	0	.313	Dave McGinnis
2003	4	12	0	.250	Dave McGinnis
2004	6	10	0	.375	Dennis Green
2005	5	11	0	.313	Dennis Green
2006	5	11	0	.313	Dennis Green
2007	8	8	0	.500	Ken Whisenhunt
2008^ ***	9	7	0	.563	Ken Whisenhunt
2009^	10	6	0	.625	Ken Whisenhunt
2010	5	11	0	.313	Ken Whisenhunt
2011	8	8	0	.500	Ken Whisenhunt
2012	5	11	0	.313	Ken Whisenhunt
2013	10	6	0	.625	Bruce Arians
2014	11	5	0	.688	Bruce Arians
2015^	13	3	0	.813	Bruce Arians
2016	7	8	1	.469	Bruce Arians
2017	8	8	0	.500	Bruce Arians
2018	3	13	0	.188	Steve Wilks
2019	5	10	1	.344	Kliff Kingsbury
2020	8	8	0	.500	Kliff Kingsbury
2021	11	6	0	.647	Kliff Kingsbury

** Won NFC Eastern Division Championship
+ Won NFL Western Conference Championship
^ Won NFC West
*** Won NFC Championship
* NFL Champion
# First season in St. Louis
First season in Arizona
(a) Resigned after one game. Replaced by Ernie Nevers.
(b) Resigned after 12 games. Replaced by coaches Drulis, Prochaska, and Willsey.
(c) Beginning with 1972, won-lost percentage includes ties.
(d) Resigned after 13 games. Replaced by Larry Wilson on interim basis.
(e) Resigned after 11 games. Replaced by Hank Kuhlmann on interim basis.
(f) Released after seven games. Replaced by Dave McGinnis on interim basis. McGinnis named permanent head coach prior to the season finale.

ALL-TIME RESULTS

1920 (6–2–2)
HEAD COACH MARSHALL SMITH

Oct. 10	At Chicago Tigers	T	0–0	8,000
Oct. 17	**Moline Athletics***	**W**	**33–3**	**Unknown**
Oct. 24	At Rock Island Ind.	L	0–7	4,000
Oct. 31	**Detroit Heralds**	**W**	**21–0**	**3,000**
Nov. 7	At Chicago Tigers	W	6–3	7,000
Nov. 14	**Cincinnati Celts***	**W**	**20–0**	**5,000**
Nov. 21	**Lansing Oldsmobile***	**W**	**14–0**	**3,500**
Nov. 28	**Decatur Staleys**	**W**	**7–6**	**8,500**
Dec. 5	At Decatur Staleys	L	0–10	8,500
Dec. 19	At Chicago Stayms*	T	14–14	Unknown

Home: 5–0. Away: 1–2–2. 115–43
*Non-league game

1921 (3–3–2)
HEAD COACH JOHN "PADDY" DRISCOLL

Sept. 25	**Racine American Legion***	**W**	**27–0**	**Unknown**
Oct. 2	**Minneapolis Marines**	**W**	**20–0**	**4,000**
Oct. 9	**Akron Pros**	**L**	**0–23**	**6,000**
Oct. 16	**Rock Island Ind.**	**L**	**7–14**	**4,000**
Oct. 23	**Columbus Panhandles**	**W**	**17–6**	**6,000**
Nov. 6	**Hammond Pros**	**W**	**7–0**	**Unknown**
Nov. 20	**Green Bay**	**T**	**3–3**	**2,000**
Nov. 24	At Chicago Stayms*	W	27–0	Unknown
Nov. 27	**Gary Elks***	**W**	**21–0**	**2,000**
Dec. 4	**Akron Pros**	**L**	**0–7**	**3,500**
Dec. 18	At Chicago Staleys	T	0–0	2,000

Home: 3–3–1. Away: 0–0–1. 129–53
*Non-league game

1922 (8–3)
HEAD COACH JOHN "PADDY" DRISCOLL

Sept. 24	**Maplewood Rovers***	**W**	**28–0**	**Unknown**
Oct. 1	**Milwaukee Badgers**	**W**	**3–0**	**3,500**
Oct. 15	**Green Bay**	**W**	**16–3**	**3,500**
Oct. 22	**Minneapolis Marines**	**W**	**3–0**	**4,000**
Oct. 29	**Columbus Panhandles**	**W**	**37–6**	**5,000**
Nov. 5	**Buffalo All-Americans**	**W**	**9–7**	**4,000**
Nov. 12	**Akron Pros**	**W**	**7–0**	**2,000**
Nov. 19	**Canton Bulldogs**	**L**	**0–7**	**7,500**
Nov. 26	At Canton Bulldogs	L	3–20	2,500
Nov. 30	**Chicago Bears**	**W**	**6–0**	**14,000**
Dec. 3	**Dayton Triangles**	**L**	**3–7**	**3,000**
Dec. 10	**Chicago Bears**	**W**	**9–0**	**15,000**

Home: 8–2. Away: 0–1. 124–50
*Non-league game

1923 (8–4)
HEAD COACH ARNIE HORWEEN

Sept. 30	**Buffalo All-Americans**	**W**	**3–0**	**Unknown**
Oct. 7	**Rochester Jeffersons**	**W**	**60–0**	**5,000**
Oct. 14	**Akron Indians**	**W**	**19–0**	**Unknown**
Oct. 21	**Minneapolis Marines**	**W**	**9–0**	**4,000**
Oct. 28	**Dayton Triangles**	**W**	**13–3**	**5,000**
Nov. 4	**Canton Bulldogs**	**L**	**3–7**	**6,000**
Nov. 11	**Hammond Pros**	**W**	**6–0**	**3,500**
Nov. 18	**Duluth Kelleys**	**W**	**10–0**	**5,500**
Nov. 25	**Racine Legion**	**L**	**4–10**	**7,000**
Nov. 29	At Chicago Bears	L	0–3	13,500
Dec. 2	**Oorang Indians**	**W**	**22–19**	**1,200**
Dec. 9	**Milwaukee Badgers**	**L**	**12–14**	**6,000**

Home: 8–3. Away: 0–1. 161–56

1924 (5–4–1)
HEAD COACH ARNIE HORWEEN

Sept. 28	**Milwaukee Badgers**	**W**	**17–7**	**4,000**
Oct. 5	**Green Bay**	**W**	**3–0**	**2,800**
Oct. 12	**Minneapolis Marines**	**W**	**13–0**	**8,000**
Oct. 19	At Chicago Bears	L	0–6	12,000
Oct. 26	**Hammond Pros**	**L**	**3–6**	**3,500**
Nov. 2	**Milwaukee Badgers**	**L**	**8–17**	**3,000**
Nov. 9	**Dayton Triangles**	**W**	**23–0**	**2,500**
Nov. 16	**Akron Indians**	**W**	**13–0**	**2,500**
Nov. 23	**Racine Legion**	**T**	**10–10**	**4,000**
Nov. 27	**Chicago Bears**	**L**	**0–21**	**13,000**

Home: 5–3–1 (40,800). Away: 0–1 (12,000). 90–67

1925 (11–2–1, NFL CHAMPION)
HEAD COACH NORM BARRY

Sept. 27	**Hammond Pros**	**L**	**6–10**	**Unknown**
Oct. 4	**Milwaukee Badgers**	**W**	**34–0**	**2,500**
Oct. 11	**Columbus Tigers**	**W**	**19–9**	**Unknown**
Oct. 18	**Kansas City Cowboys**	**W**	**20–7**	**Unknown**
Oct. 25	**Chicago Bears**	**W**	**9–0**	**13,000**
Nov. 1	**Duluth Kelleys**	**W**	**10–6**	**20,000**
Nov. 8	**Green Bay**	**W**	**9–6**	**4,000**
Nov. 15	**Buffalo Bisons**	**W**	**23–6**	**4,000**
Nov. 22	**Dayton Triangles**	**W**	**14–0**	**3,000**
Nov. 26	At Chicago Bears	T	0–0	39,000
Nov. 29	**Rock Island Ind.**	**W**	**7–0**	**3,000**
Dec. 6	**Pottsville Maroons**	**L**	**7–21**	**15,000**
Dec. 10	**Milwaukee Badgers**	**W**	**59–0**	**250**
Dec. 12	**Hammond Pros**	**W**	**13–0**	**1,000**

Home: 11–2. Away: 0–0–1. 230–46

1926 (5–6–1)
HEAD COACH NORM BARRY

Sept. 19	**Columbus Tigers**	**W**	**14–0**	**2,500**
Sept. 26	**L.A. Buccaneers**	**W**	**15–0**	**8,000**
Oct. 3	**Racine Tornadoes**	**W**	**20–0**	**3,000**
Oct. 10	At Green Bay	W	13–7	5,000
Oct. 17	At Chicago Bears	L	0–16	12,000
Oct. 24	At Milwaukee Badgers	W	3–2	Unknown
Oct. 31	**Green Bay**	**L**	**0–3**	**2,500**
Nov. 6	At Frankford Yellow Jackets	L	7–33	8,000
Nov. 7	At N.Y. Giants	L	0–20	5,000
Nov. 11	**Chicago Bears***	**L**	**0–10**	**10,000**
Nov. 25	At Chicago Bears	T	0–0	8,000
Nov. 28	**Kansas City Cowboys**	**L**	**2–7**	**14,000**

Home: 3–3. Away: 2–3–1. 74–98
*Soldier Field

1927 (3–7–1)
HEAD COACH GUY CHAMBERLIN

Sept. 25	**Chicago Bears**	**L**	**0–9**	**4,000**
Oct. 2	**Pottsville Maroons**	**W**	**19–7**	**2,000**
Oct. 9	**Dayton Triangles**	**W**	**7–0**	**2,500**
Oct. 16	At Green Bay	L	0–13	4,500
Oct. 30	**N.Y. Yankees**	**L**	**6–7**	**15,000**
Nov. 6	**Green Bay**	**T**	**6–6**	**3,500**
Nov. 13	At N.Y. Yankees	L	6–20	10,000
Nov. 19	At Frankford Yellow Jackets	L	8–12	7,000
Nov. 20	At N.Y. Giants	L	7–28	10,000
Nov. 24	At Chicago Bears	W	3–0	6,000
Nov. 27	**Cleveland Bulldogs**	**L**	**7–32**	**5,000**

Home: 2–3–1 (32,000). Away: 1–4 (37,500). 69–134

1928 (1–5)
HEAD COACH FRED GILLIES

Sept. 23	**Chicago Bears**	**L**	**0–15**	**4,000**
Oct. 7	**Dayton Triangles**	**W**	**7–0**	**Unknown**
Oct. 14	At Green Bay	L	0–20	4,200
Nov. 24	At Frankford Yellow Jackets	L	0–19	8,000
Nov. 25	At N.Y. Yankees	L	0–19	7,000
Nov. 29	At Chicago Bears	L	0–34	10,000

Home: 1–1. Away: 0–4. 7–107

1929 (6–6–1)
HEAD COACH DEWEY SCANLON

Sept. 22	At Canton Bulldogs*	L	0–6	1,800
Sept. 29	At Buffalo Bisons	W	9–3	4,000
Oct. 6	At Green Bay	L	2–9	7,000
Oct. 13	At Minneapolis Red Jackets	L	7–14	Unknown
Oct. 20	At Chicago Bears	T	0–0	20,000
Oct. 27	**Green Bay**	**L**	**6–7**	**10,000**
Nov. 2	At Frankford Yellow Jackets	L	0–8	5,000
Nov. 6	At Providence Steam Roller	W	16–0	6,000
Nov. 10	**Minneapolis Red Jackets**	**W**	**8–0**	**1,000**
Nov. 17	**Green Bay**	**L**	**0–12**	**10,000**
Nov. 24	**Dayton Triangles**	**W**	**19–0**	**300**
Nov. 28	**Chicago Bears**	**W**	**40–6**	**7,000**
Dec. 1	At N.Y. Giants	L	21–24	5,000
Dec. 8	At Orange Tornadoes	W	26–0	Unknown

Home: 3–2. Away: 3–4–1. 154–89
*Non-league game

1930 (5-6-2)
HEAD COACH ERNIE NEVERS

Sept. 21	At Green Bay	L	0–14	8,000
Sept. 28	At Minneapolis Red Jackets	T	7–7	Unknown
Oct. 5	At Portsmouth Spartans	T	0–0	6,500
Oct. 8	At Newark Tornadoes	W	13–0	5,000
Oct. 12	At Providence Steam Roller	L	7–9	6,500
Oct. 16	At N.Y. Giants	L	12–25	15,000
Oct. 19	**Chicago Bears**	**L**	**6–32**	**10,000**
Oct. 25	At Frankford Yellow Jackets	W	34–7	Unknown
Oct. 26	**Portsmouth Spartans**	**W**	**23–13**	**8,000**
Oct. 29	At Milwaukee Nighthawks*	W	33–6	2,500
Nov. 2	**Frankford Yellow Jackets**	**W**	**6–0**	**3,000**
Nov. 9	**N.Y. Giants**	**L**	**7–13**	**4,000**
Nov. 16	**Green Bay**	**W**	**13–6**	**12,000**
Nov. 23	**Memphis Tigers***	**W**	**20–7**	**Unknown**
Nov. 27	At Chicago Bears	L	0–6	8,175
Dec. 7	At Memphis Tigers*	W	6–0	Unknown
Dec. 14	At Chicago Bears*	L	7–9	Unknown

Home: 3–2. Away: 2–4–2. 194–154
*Non-league game

1931 (5-4)
HEAD COACH LEROY ANDREWS (1 GAME)
HEAD COACH ERNIE NEVERS (8 GAMES)

Sept. 23	At Portsmouth Spartans	L	3–13	8,000
Oct. 11	At Green Bay	L	7–26	8,000
Oct. 18	At Chicago Bears	L	13–26	8,000
Nov. 1	At Brooklyn Dodgers	W	14–7	15,000
Nov. 8	At Cleveland Indians	W	14–6	10,000
Nov. 15	**Green Bay**	**W**	**21–13**	**9,000**
Nov. 22	**Portsmouth Spartans**	**W**	**20–19**	**5,000**
Nov. 26	At Chicago Bears	L	7–18	14,000
Nov. 28	**Cleveland Indians**	**W**	**21–0**	**1,500**
Dec. 13	At St. Louis Gunners*	W	26–6	10,000
Dec. 20	**Memphis Tigers***	**W**	**24–7**	**3,000**

Home: 3–0 (18,500). Away: 2–4 (73,000). 170–141
*Non-league game

1932 (2-6-2)
HEAD COACH JACK CHEVIGNY

Sept. 18	At Green Bay	L	7–15	3,500
Sept. 25	**Battle Creek Maroons***	**W**	**19–0**	**2,000**
Oct. 2	At Portsmouth Spartans	T	7–7	3,725
Oct. 9	**Chicago Bears**	**T**	**0–0**	**7,234**
Oct. 16	At Boston Braves	W	9–0	15,000
Oct. 30	**Brooklyn Dodgers**	**W**	**27–7**	**7,159**
Nov. 6	**Green Bay**	**L**	**9–19**	**11,000**
Nov. 13	At Brooklyn Dodgers	L	0–3	15,000
Nov. 20	At Staten Island Stapletons	L	7–21	5,000
Nov. 24	At Chicago Bears	L	0–34	6,800
Nov. 27	**Boston Braves**	**L**	**6–8**	**6,200**
Dec. 4	At St. Louis Gunners*	W	20–7	4,000

Home: 1–2–1 (37,593). Away: 1–4–1 (49,025). 111–121
*Non-league game

1933 (1-9-1)
HEAD COACH PAUL SCHISSLER

Sept. 17	**Freeport Lions***	**W**	**29–6**	**Unknown**
Sept. 20	**Indianapolis Indians***	**W**	**2–0**	**2,500**
Sept. 27	**Pittsburgh Pirates**	**L**	**13–14**	**6,000**
Oct. 1	At Portsmouth Spartans	L	6–7	Unknown
Oct. 8	At Cincinnati Reds	W	3–0	1,500
Oct. 15	**Chicago Bears**	**L**	**9–12**	**12,000**
Oct. 22	At Boston	L	0–10	18,000
Oct. 29	At Brooklyn Dodgers	L	0–7	18,000
Nov. 5	At Green Bay	L	6–14	5,000
Nov. 12	**Cincinnati Reds**	**L**	**9–12**	**6,000**
Nov. 19	**Brooklyn Dodgers**	**L**	**0–3**	**4,000**
Nov. 30	At Chicago Bears	L	6–22	8,000
Dec. 3	**Boston**	**T**	**0–0**	**7,000**
Dec. 10	At St. Louis Gunners*	L	7–20	10,991

Home: 0–3–1. Away: 1–6. 90–127
*Non-league game

1934 (5-6)
HEAD COACH PAUL SCHISSLER

Sept. 23	At Cincinnati Reds	W	9–0	6,000
Sept. 30	At Detroit	L	0–6	18,000
Oct. 7	At Cincinnati Reds	W	16–0	2,500
Oct. 14	At Chicago Bears	L	0–20	15,000
Oct. 21	At Green Bay	L	0–15	4,000
Oct. 28	At Boston	L	0–9	10,000
Nov. 6	At Brooklyn Dodgers	W	21–0	7,000
Nov. 11	**Detroit**	**L**	**13–17**	**7,000**
Nov. 18	At Green Bay	W	9–0	3,000
Nov. 25	At Chicago Bears	L	6–17	13,800
Nov. 29	**Green Bay**	**W**	**6–0**	**3,500**
Dec. 2	At Kansas City Blues*	W	13–7	3,500
Dec. 5	At Tulsa Oilers*	W	20–7	1,200
Dec. 9	**Stanford Braves***	**W**	**37–2**	**12,000**
Dec. 13	**L.A. Bulldogs***	**L**	**10–13**	**Unknown**
Dec. 16	At S. California Maroons*	W	41–7	16,000
Dec. 20	**PCFL All-Stars***	**W**	**17–7**	**4,000**
Dec. 23	At Berkeley Giants*	W	21–0	7,000

Home: 1-1. Away: 4–5. 239–127
*Non-league game

1935 (6-4-2)
HEAD COACH MILAN CREIGHTON

Sept. 15	At Green Bay	W	7–6	10,000
Sept. 29	At Detroit	T	10–10	8,200
Oct. 13	At Green Bay	W	3–0	17,000
Oct. 20	At Pittsburgh Pirates	L	13–17	6,000
Oct. 27	At N.Y. Giants	W	14–13	32,000
Nov. 3	**Detroit**	**L**	**6–7**	**5,000**
Nov. 10	**Philadelphia**	**W**	**12–3**	**6,000**
Nov. 19	At Brooklyn Dodgers	L	12–14	18,000
Nov. 24	At Boston	W	6–0	6,000
Nov. 28	**Green Bay**	**W**	**9–7**	**7,500**
Dec. 1	At Chicago Bears	T	7–7	12,167
Dec. 8	**Chicago Bears**	**L**	**0–13**	**17,373**

Home: 2–2 (35,873). Away: 4–2–2 (109,367). 99–97

1936 (3-8-1)
HEAD COACH MILAN CREIGHTON

Sept. 13	At Green Bay	L	7–10	8,900
Sept. 20	At LaCrosse Lagers*	W	20–8	Unknown
Sept. 28	At Detroit	L	0–39	25,800
Oct. 4	At Green Bay	L	0–24	12,000
Oct. 11	At Chicago Bears	L	3–7	16,288
Oct. 18	At N.Y. Giants	L	6–14	17,000
Oct. 25	At Brooklyn Dodgers	L	0–9	20,000
Nov. 1	At Boston	L	10–13	7,000
Nov. 8	**Philadelphia**	**W**	**13–0**	**1,500**
Nov. 15	**Pittsburgh Pirates**	**W**	**14–6**	**3,856**
Nov. 22	**Detroit**	**L**	**7–14**	**7,579**
Nov. 29	**Chicago Bears**	**W**	**14–7**	**13,704**
Dec. 6	**Green Bay**	**T**	**0–0**	**5,000**
Dec. 13	**L.A. Bulldogs***	**T**	**10–10**	**15,000**

Home: 3–1–1. Away: 0–7. 104–153
*Non-league game

1937 (5-5-1)
HEAD COACH MILAN CREIGHTON

Sept. 12	At Green Bay	W	14–7	10,000
Sept. 19	At Detroit	L	7–16	17,000
Sept. 24	At Washington	W	21–14	22,367
Sept. 26	At Philadelphia	T	6–6	3,912
Oct. 3	At Cleveland Rams	W	6–0	10,000
Oct. 10	At Green Bay	L	13–34	18,000
Oct. 17	At Chicago Bears	L	7–16	23,000
Oct. 24	At Pittsburgh Pirates	W	13–7	8,963
Oct. 31	**Cleveland Rams**	**W**	**13–7**	**9,923**
Nov. 21	**Detroit**	**L**	**7–16**	**8,576**
Dec. 5	**Chicago Bears**	**L**	**28–42**	**7,313**

Home: 1–2 (25,812). Away: 4–3–1 (113,242). 135–165

1938 (2-9-0)
HEAD COACH MILAN CREIGHTON

Sept. 1	**College All-Stars***	**W**	**32–0**	**8,724**
Sept. 11	**Chicago Bears**	**L**	**13–16**	**20,000**
Sept. 17	At Cleveland Rams	W	7–6	7,500
Sept. 25	At Green Bay	L	7–28	22,000
Sept. 28	At Green Bay (Buffalo)	L	22–24	12,500
Oct. 2	At Brooklyn Dodgers	L	0–13	17,129
Oct. 11	L.A. Bulldogs* (At Charleston, W. Va.)	T	14–14	6,500
Oct. 16	At Chicago Bears	L	28–34	21,614
Oct. 23	At Detroit	L	0–10	17,917
Oct. 26	At Philadelphia (At Erie, Pa.)	L	0–7	15,000
Nov. 6	At N.Y. Giants	L	0–6	19,648
Nov. 13	**Cincinnati Bengals***	**T**	**14–14**	**5,000**
Nov. 20	**Detroit**	**L**	**3–7**	**8,279**
Nov. 27	**Cleveland Rams**	**W**	**31–17**	**2,200**

Home: 1–2–0 (50,703). Away: 1–7–0 (133,308). 171–196
*Non-league game

1939 (1–10)
HEAD COACH ERNIE NEVERS

Sept. 10	At Detroit	L	13–21	15,075
Sept. 17	At Green Bay	L	10–24	12,000
Sept. 24	At Pittsburgh Pirates	W	10–0	19,008
Oct. 1	**Detroit**	**L**	**3–17**	**9,000**
Oct. 8	At Green Bay	L	20–27	20,000
Oct. 15	At Chicago Bears	L	7–44	29,592
Oct. 22	**Cleveland Rams**	**L**	**0–24**	**10,000**
Nov. 5	At Cleveland Rams	L	0–14	8,378
Nov. 12	At N.Y. Giants	L	7–17	28,217
Nov. 19	At Washington	L	7–28	26,667
Nov. 26	**Chicago Bears**	**L**	**7–48**	**16,055**
Home: 0–3 (35,055). Away: 1–7 (158,937).			84–264	

1940 (2–7–2)
HEAD COACH JIMMY CONZELMAN

Sept. 8	At Pittsburgh	T	7–7	22,000
Sept. 15	At Detroit (At Buffalo)	T	0–0	18,048
Sept. 25	**Chicago Bears**	**W**	**21–7**	**23,181**
Sept. 29	At Green Bay	L	6–31	21,000
Oct. 5	At Detroit	L	14–43	20,619
Oct. 13	At Washington	L	21–28	33,691
Oct. 20	At Cleveland Rams	L	14–26	13,683
Oct. 27	**Cleveland Rams**	**W**	**17–7**	**10,313**
Nov. 1	**Green Bay**	**L**	**7–28**	**11,364**
Nov. 24	At Brooklyn Dodgers	L	9–14	16,619
Dec. 1	At Chicago Bears	L	23–31	13,902
Home: 2–1 (44,858). Away: 0–6–2 (159,562).			139–222	

1941 (3–7–1)
HEAD COACH JIMMY CONZELMAN

Sept. 9	At Kenosha Cardinals*	T	21–21	3,000
Sept. 16	**Cleveland Rams**	**L**	**6–10**	**15,000**
Sept. 27	**Detroit**	**T**	**14–14**	**15,458**
Oct. 5	At Green Bay (Milw.)	L	13–14	10,000
Oct. 12	At Chicago Bears	L	7–53	34,668
Oct. 19	At Brooklyn Dodgers	W	20–6	12,054
Oct. 26	At Philadelphia	L	14–21	12,683
Nov. 2	At N.Y. Giants	W	10–7	29,289
Nov. 16	At Green Bay	L	9–17	15,495
Nov. 23	At Cleveland Rams	W	7–0	5,000
Nov. 30	At Detroit	L	3–21	17,051
Dec. 7	**Chicago Bears**	**L**	**24–34**	**18,879**
Home: 0–2–1 (49,337). Away: 3–5–0 (139,240).			148–218	

*Non-league game

1942 (3–8)
HEAD COACH JIMMY CONZELMAN

Sept. 6	Western Army All-Stars* (At Denver, Colo.)	L	10–16	20,000
Sept. 13	At Cleveland Rams (At Buffalo)	W	7–0	18,698
Sept. 20	**Detroit**	**W**	**13–0**	**14,742**
Oct. 4	**Green Bay**	**L**	**13–17**	**25,000**
Oct. 11	At Chicago Bears	L	14–41	38,500
Oct. 18	At Detroit	W	7–0	14,100
Oct. 25	At Cleveland Rams	L	3–7	7,896
Nov. 1	At Green Bay	L	24–55	15,000
Nov. 8	At Washington	L	0–28	35,425
Nov. 15	**Wichita Aero Commanders***	**W**	**35–7**	**5,000**
Nov. 22	At Pittsburgh	L	3–19	20,711
Nov. 29	At N.Y. Giants	L	7–21	20,354
Dec. 6	**Chicago Bears**	**L**	**7–21**	**8,251**
Home: 1–2 (52,993). Away: 2–6 (170,684).			143–232	

*Non-league game.

1943 (0–10)
HEAD COACH PHIL HANDLER

Sept. 19	At Detroit	L	14–35	23,408
Sept. 26	**Washington (Buffalo)***	**L**	**21–43**	**20,707**
Oct. 3	**Green Bay**	**L**	**7–28**	**15,563**
Oct. 10	**Chicago Bears**	**L**	**0–20**	**24,658**
Oct. 17	**Detroit (Buffalo)**	**L**	**0–7**	**15,072**
Oct. 24	At Washington	L	7–13	35,540
Oct. 31	At Phila.-Pitt. Steagles	L	13–34	16,351
Nov. 7	At Brooklyn Dodgers	L	0–7	13,340
Nov. 14	At Green Bay	L	14–35	11,000
Nov. 21	At N.Y. Giants	L	13–24	19,804
Nov. 28	**Chicago Bears**	**L**	**24–35**	**17,219**
Home: 0–5 (93,219). Away: 0–5 (119,443).			116–281	

*Non-league game

1945 (1–9)
HEAD COACH PHIL HANDLER

Sept. 17	Washington* (At Buffalo, N.Y.)	T	7–7	Unknown
Sept. 23	Detroit (At Milwaukee, Wisc.)	L	0–10	5,461
Sept. 30	At Cleveland Rams	L	0–21	10,872
Oct. 7	At Philadelphia	L	6–26	25,581
Oct. 14	At Chicago Bears	W	16–7	20,784
Oct. 21	At Detroit	L	0–26	32,644
Oct. 28	At Green Bay	L	14–33	19,221
Nov. 4	At Washington	L	21–24	35,000
Nov. 11	At Pittsburgh	L	0–23	13,153
Nov. 18	**Cleveland Rams**	**L**	**21–35**	**18,000**
Dec. 2	**Chicago Bears**	**L**	**20–28**	**13,925**
Home: 0–2. Away: 1–7.			105–240	

*Non-league game

1946 (6–5)
HEAD COACH JIMMY CONZELMAN

Sept. 20	At Pittsburgh	L	7–14	32,851
Sept. 30	**Detroit**	**W**	**34–14**	**26,842**
Oct. 6	**Chicago Bears**	**L**	**17–34**	**39,263**
Oct. 13	At Detroit	W	36–14	23,987
Oct. 20	At N.Y. Giants	L	24–28	50,681
Oct. 27	**L.A. Rams**	**W**	**34–10**	**38,180**
Nov. 3	At Boston Yanks	W	28–14	10,556
Nov. 10	**Green Bay**	**L**	**7–19**	**30,691**
Nov. 17	At L.A. Rams	L	14–17	38,271
Nov. 24	At Green Bay	W	24–6	16,150
Dec. 1	At Chicago Bears	W	35–28	47,511
Home: 2–2 (134,976). Away: 4–3 (220,007).			260–198	

1947 (9–3, NFL Champion)
HEAD COACH JIMMY CONZELMAN

Sept. 28	**Detroit**	**W**	**45–21**	**22,739**
Oct. 5	**Chicago Bears**	**W**	**31–7**	**51,123**
Oct. 12	At Green Bay	W	14–10	25,502
Oct. 19	At L.A. Rams	L	7–27	69,631
Oct. 26	**Boston Yankees**	**W**	**27–7**	**22,286**
Nov. 2	**L.A. Rams**	**W**	**17–10**	**40,575**
Nov. 9	At Detroit	W	17–7	27,513
Nov. 16	**Green Bay**	**W**	**21–20**	**40,086**
Nov. 23	At Washington	L	21–45	35,362
Nov. 30	At N.Y. Giants	L	31–35	28,744
Dec. 7	At Philadelphia	W	45–21	34,432
Dec. 14	At Chicago Bears	W	30–21	48,632
Home: 5–0 (176,809). Away: 4–3 (221,184).			306–231	
NFL Championship Game, Comiskey Park, Chicago				
Dec. 28	Philadelphia	W	28–21	30,759

1948 (11–1)
HEAD COACH JIMMY CONZELMAN

Sept. 24	**Philadelphia**	**W**	**21–14**	**25,875**
Oct. 4	**Chicago Bears**	**L**	**17–28**	**52,765**
Oct. 10	At Green Bay (Milw.)	W	17–7	34,369
Oct. 17	At N.Y. Giants	W	63–35	35,342
Oct. 24	**Boston Yanks**	**W**	**49–27**	**23,433**
Oct. 31	At L.A. Rams	W	27–22	32,149
Nov. 7	**Detroit**	**W**	**56–20**	**24,051**
Nov. 14	At Pittsburgh	W	24–7	33,364
Nov. 21	**L.A. Rams**	**W**	**27–24**	**29,031**
Nov. 25	At Detroit	W	28–14	22,957
Dec. 5	**Green Bay**	**W**	**42–7**	**26,072**
Dec. 12	At Chicago Bears	W	24–21	51,283
Home: 5–1 (181,227). Away: 6–0 (209,464).			395–226	
NFL Championship Game, Shibe Park, Philadelphia				
Dec. 19	At Philadelphia	L	0–7	36,309

1949 (6–5–1)
HEAD COACH BUDDY PARKER
HEAD COACH PHIL HANDLER (CO-HEAD COACH FOR FIRST 6 GAMES)

Sept. 26	**Washington**	**W**	**38–7**	**24,136**
Oct. 2	**Chicago Bears**	**L**	**7–17**	**52,867**
Oct. 8	At Philadelphia	L	3–28	34,576
Oct. 16	At Green Bay (Milw.)	W	39–17	18,164
Oct. 23	**Detroit**	**L**	**7–24**	**23,215**
Oct. 30	**N.Y. Giants**	**L**	**38–41**	**21,339**
Nov. 6	At Detroit	W	42–19	22,479
Nov. 13	At N.Y. Bulldogs	W	65–20	9,072
Nov. 20	**L.A. Rams**	**T**	**28–28**	**34,100**
Nov. 27	**Green Bay**	**W**	**41–21**	**16,787**
Dec. 4	At L.A. Rams	W	31–27	74,673
Dec. 11	At Chicago Bears	L	21–52	50,101
Home: 2–3–1 (171,444). Away: 4–2 (209,065).			360–301	

1950 (5–7)
HEAD COACH EARL "CURLY" LAMBEAU

Sept. 24	**Philadelphia**	**L**	**7–45**	**24,914**
Oct. 2	**Baltimore**	**W**	**55–13**	**14,439**
Oct. 8	At Chicago Bears	L	6–27	48,025
Oct. 15	At Cleveland	L	24–34	33,774
Oct. 22	At Washington	W	38–28	27,856
Oct. 29	**N.Y. Giants**	**W**	**17–3**	**23,964**
Nov. 5	**Cleveland**	**L**	**7–10**	**38,456**
Nov. 12	At N.Y. Giants	L	21–51	22,380
Nov. 19	At Philadelphia	W	14–10	28,368
Nov. 23	**Pittsburgh**	**L**	**17–28**	**11,622**
Dec. 3	**Chicago Bears**	**W**	**20–10**	**31,919**
Dec. 10	At Pittsburgh	L	7–28	18,301

Home: 3–3 (145,314). Away: 2–4 (178,704). 233–287

1951 (3–9)
HEAD COACH EARL "CURLY" LAMBEAU

Sept. 30	**Philadelphia**	**L**	**14–17**	**16,129**
Oct. 7	**Chicago Bears**	**W**	**28–14**	**33,781**
Oct. 14	At N.Y. Giants	L	17–28	28,095
Oct. 21	At Washington	L	3–7	22,960
Oct. 28	**Pittsburgh**	**L**	**14–28**	**14,773**
Nov. 4	**Cleveland**	**L**	**17–34**	**19,742**
Nov. 11	At L.A. Rams	L	21–45	29,996
Nov. 18	At San Francisco	W	27–21	19,658
Nov. 25	**N.Y. Giants**	**L**	**0–10**	**11,892**
Dec. 2	At Cleveland	L	28–49	30,550
Dec. 9	**Washington**	**L**	**17–20**	**9,459**
Dec. 16	At Chicago Bears	W	24–14	15,085

Home: 1–5 (105,776). Away: 2–4 (146,344). 210–287

1952 (4–8)
HEAD COACH JOE KUHARICH

Sept. 29	**Washington**	**L**	**7–23**	**17,837**
Oct. 5	**Chicago Bears**	**W**	**21–10**	**34,697**
Oct. 12	At Washington	W	17–6	24,600
Oct. 19	At N.Y. Giants	W	24–23	41,182
Oct. 26	**Pittsburgh**	**L**	**28–34**	**20,395**
Nov. 2	**N.Y. Giants**	**L**	**6–28**	**27,195**
Nov. 9	At Cleveland	L	13–28	34,097
Nov. 16	At Philadelphia	L	7–10	18,908
Nov. 23	At Pittsburgh	L	14–17	18,330
Nov. 30	**Philadelphia**	**W**	**28–22**	**13,577**
Dec. 7	**Cleveland**	**L**	**0–10**	**24,541**
Dec. 14	At Chicago Bears	L	7–10	32,578

Home: 2–4 (138,242). Away: 2–4 (169,695). 172–221

1953 (1–10–1)
HEAD COACH JOE STYDAHAR

Sept. 27	**Washington**	**L**	**13–24**	**16,055**
Oct. 4	**Cleveland**	**L**	**7–27**	**24,374**
Oct. 11	At Pittsburgh	L	28–31	25,935
Oct. 18	At N.Y. Giants	L	7–21	30,301
Oct. 25	**Philadelphia**	**L**	**17–56**	**22,064**
Nov. 1	**N.Y. Giants**	**L**	**20–23**	**17,499**
Nov. 8	At Washington	L	17–28	19,654
Nov. 15	**L.A. Rams**	**T**	**24–24**	**26,674**
Nov. 21	At Philadelphia	L	0–38	19,402
Nov. 29	At Cleveland	L	16–27	24,499
Dec. 6	**Pittsburgh**	**L**	**17–21**	**14,138**
Dec. 13	At Chicago Bears	W	24–17	38,059

Home: 0–5–1 (120,804). Away: 1–5 (157,850). 190–337

1954 (2–10)
HEAD COACH JOE STYDAHAR

Sept. 26	**N.Y. Giants**	**L**	**10–41**	**16,780**
Oct. 3	**Philadelphia**	**L**	**16–35**	**17,084**
Oct. 10	At Cleveland	L	7–31	24,101
Oct. 17	At N.Y. Giants	L	17–31	31,256
Oct. 24	**Cleveland**	**L**	**3–35**	**23,823**
Oct. 31	**Pittsburgh**	**W**	**17–14**	**18,765**
Nov. 7	At Philadelphia	L	14–30	21,963
Nov. 14	At L.A. Rams	L	17–28	40,739
Nov. 21	**Washington**	**W**	**38–16**	**15,619**
Nov. 28	At Pittsburgh	L	17–20	14,460
Dec. 5	**Chicago Bears**	**L**	**7–29**	**33,594**
Dec. 12	At Washington	L	20–37	18,107

Home: 2–4 (125,665). Away: 0–6 (150,626). 183–347

1955 (4–7–1)
HEAD COACH RAY RICHARDS

Sept. 26	At Pittsburgh	L	7–14	26,359
Oct. 2	**N.Y. Giants**	**W**	**28–17**	**9,555**
Oct. 9	At Washington	W	24–10	26,337
Oct. 16	At N.Y. Giants	L	0–10	7,000
Oct. 23	**Philadelphia**	**T**	**24–24**	**24,620**
Oct. 30	**Cleveland**	**L**	**20–26**	**29,471**
Nov. 5	**Pittsburgh**	**W**	**27–13**	**23,310**
Nov. 13	At Green Bay	L	14–31	20,104
Nov. 20	**Washington**	**L**	**0–31**	**16,901**
Nov. 27	**Chicago Bears**	**W**	**53–14**	**47,314**
Dec. 4	At Philadelphia	L	3–27	19,378
Dec. 11	At Cleveland	L	24–35	25,914

Home: 3–2–1 (151,171). Away: 1–5 (125,092). 224–252

1956 (7–5)
HEAD COACH RAY RICHARDS

Sept. 30	**Cleveland**	**W**	**9–7**	**20,966**
Oct. 7	**N.Y. Giants**	**W**	**35–27**	**21,799**
Oct. 14	At Washington	W	31–3	25,794
Oct. 21	At Philadelphia	W	20–6	36,545
Oct. 28	**Washington**	**L**	**14–17**	**30,553**
Nov. 4	**Philadelphia**	**W**	**28–17**	**27,609**
Nov. 11	At N.Y. Giants	L	10–23	62,410
Nov. 18	At Pittsburgh	L	7–14	24,086
Nov. 25	**Pittsburgh**	**W**	**38–27**	**17,724**
Dec. 2	**Green Bay**	**L**	**21–24**	**22,620**
Dec. 9	At Chicago Bears	L	3–10	48,606
Dec. 16	At Cleveland	W	24–7	25,312

Home: 4–2 (141,271). Away: 3–3 (222,753). 240–182

1957 (3–9)
HEAD COACH RAY RICHARDS

Sept. 29	At San Francisco	W	20–10	35,743
Oct. 6	**Washington**	**L**	**14–37**	**18,278**
Oct. 13	At Pittsburgh	L	20–29	29,446
Oct. 20	At Washington	W	44–14	23,159
Oct. 27	**Cleveland**	**L**	**7–17**	**26,341**
Nov. 3	**Philadelphia**	**L**	**21–38**	**18,718**
Nov. 10	At N.Y. Giants	L	14–27	46,402
Nov. 24	**N.Y. Giants**	**L**	**21–28**	**19,200**
Dec. 1	At Cleveland	L	0–31	40,525
Dec. 8	**Chicago Bears**	**L**	**6–14**	**43,735**
Dec. 15	At Philadelphia	W	31–27	12,555
Dec. 22	**Pittsburgh**	**L**	**2–27**	**10,084**

Home: 0–6 (136,356). Away: 3–3 (187,830). 200–299

1958 (2–9–1)
HEAD COACH FRANK "POP" IVY

Sept. 28	At N.Y. Giants (Buffalo)	L	7–37	21,923
Oct. 4	**Washington**	**W**	**37–10**	**21,824**
Oct. 12	At Cleveland	L	28–35	65,403
Oct. 19	At N.Y. Giants	W	23–6	52,684
Oct. 26	**Cleveland**	**L**	**24–38**	**30,933**
Nov. 2	**Philadelphia**	**T**	**21–21**	**17,486**
Nov. 9	At Washington	L	31–45	26,196
Nov. 16	At Philadelphia	L	21–49	18,315
Nov. 23	**Pittsburgh**	**L**	**20–27**	**15,946**
Nov. 30	**L.A. Rams**	**L**	**14–20**	**13,014**
Dec. 7	At Chicago Bears	L	14–30	41,617
Dec. 13	At Pittsburgh	L	21–38	16,660

Home: 1–3–1 (99,203). Away: 1–6. (242,798). 261–356

1959 (2–10)
HEAD COACH FRANK "POP" IVY (FINAL SEASON IN CHICAGO)

Sept. 27	**Washington**	**W**	**49–21**	**21,892**
Oct. 4	**Cleveland**	**L**	**7–34**	**19,935**
Oct. 11	At Washington	L	14–23	25,937
Oct. 18	At Cleveland	L	7–17	46,422
Oct. 25	**Philadelphia (Mpls.)**	**L**	**24–28**	**20,112**
Nov. 1	**Pittsburgh**	**W**	**45–24**	**23,187**
Nov. 8	At N.Y. Giants	L	3–9	56,779
Nov. 15	At Philadelphia	L	17–27	28,887
Nov. 22	**N.Y. Giants (Mpls.)**	**L**	**20–30**	**26,625**
Nov. 29	**Chicago Bears**	**L**	**7–31**	**48,687**
Dec. 6	At Detroit	L	21–45	45,811
Dec. 13	At Pittsburgh	L	20–35	19,011
			234–324	

Home: 2–2 (113,701). Home (Neutral): 0–2 (46,737). Away: 0–6 (222,847).
Note: Four Cardinals home games were played at Chicago's Soldier Field and two at Metropolitan Stadium in Minneapolis.

1960 (6–5–1)
HEAD COACH FRANK "POP" IVY
(FIRST SEASON IN ST. LOUIS)

Sept. 23	At L.A. Rams	W	43–21	47,448
Oct. 2	**N.Y. Giants**	**L**	**14–35**	**26,089**
Oct. 9	At Philadelphia	L	27–31	33,701
Oct. 16	At Pittsburgh	L	14–27	22,971
Oct. 23	**Dallas**	**W**	**12–10**	**23,128**
Oct. 30	At N.Y. Giants	W	20–13	58,516
Nov. 6	**Washington**	**W**	**44–7**	**22,458**
Nov. 13	At Cleveland	L	27–28	49,192
Nov. 20	At Washington	W	26–14	23,848
Nov. 27	**Cleveland**	**T**	**17–17**	**26,146**
Dec. 4	**Philadelphia**	**L**	**6–20**	**21,358**
Dec. 18	**Pittsburgh**	**W**	**38–7**	**20,840**
Home: 3–2–1 (140,019). Away: 3–3 (235,676).			288–230	

USUAL STARTING LINEUP

Offense
LE ..... Sonny Randle
LT ..... Ed Cook
LG ..... Mike McGee
C ..... Don Gillis
RG ..... Ken Gray
Tom Day
RT ..... Ken Panfil
TE ..... Hugh McInnis
FL ..... Joe Childress
QB ..... John Roach
RB ..... John David Crow
FB ..... Mal Hammack
K ..... Gerry Perry

Defense
LE ..... Leo Sugar
LT ..... Don Owens
RT ..... Frank Fuller
RE ..... Luke Owens
LLB ..... John Tracey
MLB ..... Dale Meinert
RLB ..... Bill Koman
LCB ..... Joe Driskill
Billy Stacy
RCB ..... Jimmy Hill
LS ..... Jerry Norton
RS ..... Larry Wilson
Jimmy Hill
P ..... Jerry Norton

TEAM STATISTICS

	Cards	Opp.
Total First Downs	**229**	**158**
Rushing	128	56
Passing	88	93
Penalty	13	9
Total Net Yards	**4,167**	**3,029**
Avg. Per Game	347.3	252.4
Total Plays	838	723
Avg. Per Play	5.0	4.2
Net Yards Rushing	**2,356**	**1,212**
Avg. Per Game	196.3	101.0
Total Rushes	484	344
Net Yards Passing	**1,811**	**1,817**
Avg. Per Game	150.9	151.4
Yards Lost Att. to Pass	179	330
Gross Yards	1,990	2,004
Att./Comp./Pct.	285/126/44.2	301/156/51.8
Had Intercepted	25	21
Punts/Average	**44/44.7**	**64/44.2**
Net Punting Average	**38.9**	**39.9**
Penalties/Yards	**46/456**	**59/500**
Fumbles/Lost	**43/21**	**35/23**
Touchdowns	**34**	**30**
Rushing	13	8
Passing	20	20
Returns	1	2

NOTES

NFL approves Cards' move from Chicago to St. Louis on March 13 … team plays in 34,000-seat Sportsman's Park … with no regular practice site, the team practices at an open field at a city park … running back **John David Crow** breaks **Ollie Matson's** single-season rushing mark with 1,071 yards … Crow sets franchise single-game mark that stood for 35 years with 203 yards vs. Pittsburgh on Dec. 18 … Cards lead NFL in rushing with 2,356 yards (196.3 yards per game) and in rushing defense, allowing 1,212 yards (101 yards per game) … defense also leads league, allowing 252.4 yards per game, 158 first downs, and just 56 first downs rushing … wide receiver **Sonny Randle** leads NFL with club-record 15 touchdowns receiving on 62 receptions … little-known Utah halfback **Larry Wilson**, selected in seventh round of draft, converts to safety due to injuries.

1961 (7–7)
HEAD COACH FRANK "POP" IVY

Sept. 17	At N.Y. Giants	W	21–10	58,059
Sept. 24	At Cleveland	L	17–20	50,443
Oct. 1	At Philadelphia	W	30–27	59,399
Oct. 8	**N.Y. Giants**	**L**	**9–24**	**23,713**
Oct. 15	**Philadelphia**	**L**	**7–20**	**20,262**
Oct. 22	At Washington	W	24–0	28,037
Oct. 29	**Cleveland**	**L**	**10–21**	**26,696**
Nov. 5	At Dallas	W	31–17	20,500
Nov. 12	**Detroit**	**L**	**14–45**	**20,320**
Nov. 19	At Baltimore	L	0–16	56,112
Nov. 26	At Pittsburgh	L	27–30	17,090
Dec. 3	**Washington**	**W**	**38–24**	**16,204**
Dec. 10	**Dallas**	**W**	**31–13**	**15,384**
Dec. 17	**Pittsburgh**	**W**	**20–0**	**16,298**
Home: 3–4 (138,877). Away: 4–3 (289,640).			279–267	

USUAL STARTING LINEUP

Offense
LE ..... Sonny Randle
LT ..... Ed Cook
LG ..... Mike McGee
C ..... Don Gillis
RG ..... Ken Gray
RT ..... Ernie McMillan
Gerry Perry
TE ..... Taz Anderson
Hugh McInnis
FL ..... Bobby Joe Conrad
Billy Stacy
QB ..... Sam Etcheverry
Ralph Guglielmi
Charley Johnson
RB ..... Prentice Gautt
John David Crow
FB ..... Frank Mestnik
K ..... Gerry Perry

Defense
LE ..... Joe Robb
Ed Henke
LT ..... Don Owens
RT ..... Frank Fuller
RE ..... Ed Henke
Luke Owens
LLB ..... Ted Bates
MLB ..... Dale Meinert
RLB ..... Bill Koman
LCB ..... Billy Stacy
Bill West
RCB ..... Jimmy Hill
LS ..... Jerry Norton
RS ..... Larry Wilson
Joe Driskill
P ..... Jerry Norton

TEAM STATISTICS

	Cards	Opp.
Total First Downs	**202**	**215**
Rushing	83	91
Passing	110	112
Penalty	9	12
Total Net Yards	**3,378**	**3,986**
Avg. Per Game	241.3	284.7
Total Plays	839	971
Avg. Per Play	4.0	4.1
Net Yards Rushing	**1,405**	**1,676**
Avg. Per Game	100.4	119.7
Total Rushes	386	477
Net Yards Passing	**1,973**	**2,310**
Avg. Per Game	140.9	165.0
Yards Lost Att. to Pass	461	334
Gross Yards	2,434	2,644
Att./Comp./Pct.	351/168/47.9	389/187/48.1
Had Intercepted	23	24
Punts/Average	**85/44.7**	**67/43.5**
Net Punting Average	**39.6**	**38.5**
Penalties/Yards	**57/535**	**59/546**
Fumbles/Lost	**39/18**	**36/20**
Touchdowns	**37**	**30**
Rushing	8	11
Passing	21	18
Returns	8	1

NOTES

Cards sign decade-long CFL passing leader **Sam Etcheverry** and trade quarterback **John Roach** for running back **Prentice Gautt** and wide receiver **Taz Anderson** … Gautt and Anderson enjoy productive Cardinal careers … Etcheverry, who passed for 30,381 yards and 183 touchdowns in nine seasons for the Montreal Alouettes, hurts his arm in training camp … coupled with running back **John David Crow's** broken ankle, Cards finish 7–7 … Head Coach **Frank "Pop" Ivy** resigns with two games remaining … Cards win both remaining contests as assistants **Chuck Drulis**, **Ray Prochaska**, and **Ray Willsey** assume coaching reins … during the season, Drulis and his prize pupil, second-year safety **Larry Wilson**, perfected the safety blitz.

1962 (4–9–1)

HEAD COACH WALLY LEMM

Sept. 16	At Philadelphia	W	27–21	58,910
Sept. 23	At Green Bay	L	0–17	44,885
Sept. 30	At Washington	L	14–24	37,419
Oct. 7	**N.Y. Giants**	**L**	**14–31**	**20,327**
Oct. 14	**Washington**	**T**	**17–17**	**18,104**
Oct. 21	**Cleveland**	**L**	**7–34**	**23,256**
Oct. 28	At Dallas	W	28–24	16,027
Nov. 4	At N.Y. Giants	L	28–31	62,775
Nov. 11	**Pittsburgh**	**L**	**17–26**	**20,264**
Nov. 18	At Cleveland	L	14–38	41,815
Nov. 25	**San Francisco**	**L**	**17–24**	**17,532**
Dec. 2	At Pittsburgh	L	7–19	17,265
Dec. 9	**Dallas**	**W**	**52–20**	**14,102**
Dec. 16	**Philadelphia**	**W**	**45–35**	**14,989**
Home: 2–4–1 (128,574). Away: 2–5 (279,096).			287–361	

USUAL STARTING LINEUP

Offense
LE ..... Sonny Randle
LT ..... Ed Cook
LG ..... Mike McGee
C ..... Bob DeMarco
RG ..... Ken Gray
RT ..... Ernie McMillan
TE ..... Taz Anderson
FL ..... Bobby Joe Conrad
QB ..... Charley Johnson
Sam Etcheverry
RB ..... John David Crow
Mal Hammack
Joe Childress
K ..... Gerry Perry

Defense
LE ..... Joe Robb
DT ..... Don Owens
DT ..... Frank Fuller
RE ..... Luke Owens
LLB ..... Marion Rushing
MLB ..... Garland Boyette
Dale Meinert
RLB ..... Bill Koman
LCB ..... Billy Stacy
RCB ..... Jimmy Hill
LS ..... Norm Beal
RS ..... Larry Wilson
P ..... Sam Etcheverry

TEAM STATISTICS

	Cards	Opp.
Total First Downs	**268**	**251**
Rushing	109	93
Passing	138	141
Penalty	21	17
Total Net Yards	**4,798**	**4,719**
Avg. Per Game	342.7	337.1
Total Plays	923	923
Avg. Per Play	5.2	5.1
Net Yards Rushing	**1,698**	**1,732**
Avg. Per Game	121.3	123.7
Total Rushes	416	452
Net Yards Passing	**3,100**	**2,987**
Avg. Per Game	221.4	213.4
Yards Lost Att. to Pass	288	315
Gross Yards	3,388	3,302
Att./Comp./Pct.	434/220/51.7	377/196/51.9
Had Intercepted	30	16
Punts/Average	**59/38.3**	**61/40.5**
Penalties/Yards	**56/655**	**63/584**
Fumbles/Lost	**37/21**	**23/15**
Touchdowns	**39**	**44**
Rushing	20	18
Passing	18	21
Returns	1	5

NOTES

Violet Wolfner Bidwill, widow of Card owner **Charles W. Bidwill, Sr.,** passes away … sons **Bill** and **Charles (Stormy) Bidwill** become legal owners and retain their titles of president (Stormy) and vice-president (Bill) … **Wally Lemm**, a former Cardinal assistant coach, selected head coach … **Charley Johnson**, a "future" draft pick in 1960, becomes starting quarterback in the fifth game of the season and sets team records for pass attempts (308), completions (150), and yardage (2,440) … he also sets single-game mark with 386 yards against Philadelphia on Dec. 16 as Cards (589 yards total offense) and Eagles (498 yards) combine for 1,087 total yards, the second-highest total in NFL history … **Bobby Joe Conrad** switches from running back to flanker and catches 62 passes to tie a club record set two years earlier by **Sonny Randle** … Randle sets pair of team marks with 16 receptions for 256 yards at N.Y. Giants on Nov. 4.

1963 (9–5)

HEAD COACH WALLY LEMM

Sept. 14	At Dallas	W	34–7	36,432
Sept. 22	At Philadelphia	W	28–24	60,671
Sept. 29	At Pittsburgh	L	10–23	28,225
Oct. 6	At Minnesota	W	56–14	30,220
Oct. 13	**Pittsburgh**	**W**	**24–23**	**23,715**
Oct. 20	**Green Bay**	**L**	**7–30**	**32,224**
Oct. 27	At Washington	W	21–7	46,921
Nov. 3	**N.Y. Giants**	**L**	**21–38**	**29,482**
Nov. 10	**Washington**	**W**	**24–20**	**18,197**
Nov. 17	At Cleveland	W	20–14	75,232
Nov. 24	At N.Y. Giants	W	24–17	62,992
Dec. 1	**Cleveland**	**L**	**10–24**	**32,531**
Dec. 8	**Philadelphia**	**W**	**38–14**	**15,979**
Dec. 15	**Dallas**	**L**	**24–28**	**12,695**
Home: 3–4 (164,823). Away: 6–1 (340,693).			341–283	

USUAL STARTING LINEUP

Offense
LE ..... Sonny Randle
LT ..... Irv Goode
LG ..... Ed Cook
C ..... Bob DeMarco
RG ..... Ken Gray
RT ..... Ernie McMillan
TE ..... Jackie Smith
Taz Anderson
FL ..... Bobby Joe Conrad
QB ..... Charley Johnson
FB ..... Joe Childress
RB ..... Bill Triplett
K ..... Jim Bakken

Defense
LE ..... Joe Robb
LT ..... Don Owens
RT ..... Luke Owens
RE ..... Don Brumm
LLB ..... Larry Stallings
Marion Rushing
MLB ..... Dale Meinert
RLB ..... Bill Koman
LCB ..... Pat Fischer
RCB ..... Jimmy Hill
LS ..... Jerry Stovall
Billy Stacy
RS ..... Larry Wilson
P ..... Jim Bakken

TEAM STATISTICS

	Cards	Opp.
Total First Downs	**254**	**235**
Rushing	105	105
Passing	134	107
Penalty	15	23
Total Net Yards	**4,870**	**3,954**
Avg. Per Game	347.9	282.4
Total Plays	901	872
Avg. Per Play	5.4	4.5
Net Yards Rushing	**1,839**	**1,802**
Avg. Per Game	131.4	128.7
Total Rushes	423	461
Net Yards Passing	**3,031**	**2,152**
Avg. Per Game	216.5	153.7
Sacked/Yards Lost	40/372	41/364
Gross Yards	3,403	2,516
Att./Comp./Pct.	438/228/52.1	370/180/48.6
Had Intercepted	21	18
Punts/Average	**65/40.7**	**74/40.1**
Penalties/Yards	**69/692**	**53/581**
Fumbles/Lost	**29/18**	**32/18**
Touchdowns	**44**	**34**
Rushing	10	19
Passing	30	13
Returns	4	2

NOTES

Bolstered by an exceptional draft, the Cardinals finish 9–5, their best record since 1948 … eight draftees—end **Don Brumm**, linebacker **Dave Meggysey**, tackle **Bob Reynolds**, defensive tackle **Sam Silas**, tight end **Jackie Smith**, linebacker **Larry Stallings**, defensive back **Jerry Stovall**, and running back **Bill Thornton**—become multi-year starters … flanker **Bobby Joe Conrad** catches club-record 73 passes for 967 yards with 10 touchdowns … quarterback **Charley Johnson** sets four team single-season passing marks—attempts (423), completions (222), yardage (3,280) and touchdowns (28, still a club record tied by **Neil Lomax** in 1984) … ground broken for a multi-purpose stadium in St. Louis.

1964 (9–3–2)

HEAD COACH WALLY LEMM

Sept. 12	At Dallas	W	16–6	36,605
Sept. 20	At Cleveland	T	33–33	76,954
Sept. 27	At San Francisco	W	23–13	30,969
Oct. 4	At Washington	W	23–17	49,219
Oct. 12*	At Baltimore	L	27–47	60,213
Oct. 18	**Washington**	**W**	**38–24**	**23,748**
Oct. 25	**Dallas**	**L**	**13–31**	**28,253**
Nov. 1	At N.Y. Giants	L	17–34	63,072
Nov. 8	**Pittsburgh**	**W**	**34–30**	**28,245**
Nov. 15	**N.Y. Giants**	**T**	**10–10**	**29,608**
Nov. 22	At Philadelphia	W	38–13	60,671
Nov. 29	At Pittsburgh	W	21–20	27,807
Dec. 6	**Cleveland**	**W**	**28–19**	**31,585**
Dec. 13	**Philadelphia**	**W**	**36–34**	**24,636**

Home: 4–4–1 (166,075). Away: 5–2–1 (405,510). 357–331

Non–Advancing Playoff Bowl between second-place teams

Jan. 3	Vs. Green Bay (At Miami)	W	24–17	56,218

*Scheduling conflict with St. Louis baseball Cardinals' participation in the 1964 World Series moves home game to Baltimore.

USUAL STARTING LINEUP

Offense

LE ..... Sonny Randle
Billy Gambrell
LT..... Bob Reynolds
LG..... Irv Goode
C..... Bob DeMarco
RG.....Ken Gray
RT ..... Ernie McMillan
TE .....Taz Anderson
Jackie Smith
FL ..... Bobby Joe Conrad
QB..... Charley Johnson
RB.....John David Crow
Prentice Gautt
Joe Childress
K.....Jim Bakken

Defense

LE .....Joe Robb
LT.....Sam Silas
RT .....Luke Owens
RE .....Don Brumm
LLB ..... Larry Stallings
Mal Hammack
MLB.....Dale Meinert
RLB ..... Bill Koman
LCB .....Pat Fischer
RCB ..... Jim Burson
Jimmy Hill
LS .....Jerry Stovall
RS ..... Larry Wilson
P..... Jackie Smith

TEAM STATISTICS

	Cards	Opp.
Total First Downs	**275**	**235**
Rushing	95	96
Passing	152	128
Penalty	28	11
Total Net Yards	**4,517**	**4,292**
Avg. Per Game	322.6	306.6
Total Plays	915	845
Avg. Per Play	4.9	5.1
Net Yards Rushing	**1,770**	**1,809**
Avg. Per Game	126.4	129.2
Total Rushes	456	414
Net Yards Passing	**2,747**	**2,483**
Avg. Per Game	196.2	177.4
Sacked/Yards Lost	37/298	42/356
Gross Yards	3,045	2,839
Att./Comp./Pct.	422/223/52.8	390/194/49.7
Had Intercepted	24	25
Punts/Average	**56/40.9**	**67/43.5**
Penalties/Yards	**64/579**	**71/695**
Fumbles/Lost	**29/16**	**24/14**
Touchdowns	**40**	**36**
Rushing	12	13
Passing	21	21
Returns	7	2

NOTES

Cards spurn overture from Atlanta to relocate to the South with promise of a new stadium … Cards improve to 9–3–2 record, second in NFL's Eastern Conference to eventual NFL champion Cleveland's 10–3–1 mark … Cards gain tie and victory, however, against Browns during regular-season play … cornerback **Pat Fischer** earns all-pro honors with 10 interceptions, second in the league … quarterback **Charley Johnson** finishes season throwing a touchdown pass in 11 consecutive games and pushes the streak to 16 straight in 1965 … Cards defeat Green Bay 24–17 at Miami in non-advancing Playoff Bowl between second-place finishers in each conference … World Series conflict with baseball Cardinals moves Oct. 12 home game vs. Colts to Baltimore.

1965 (5–9)

HEAD COACH WALLY LEMM

Sept. 19	At Philadelphia	L	27–34	54,260
Sept. 26	At Cleveland	W	49–13	80,161
Oct. 4	**Dallas**	**W**	**20–13**	**32,034**
Oct. 10	At Washington	W	37–16	50,205
Oct. 17	At Pittsburgh	W	20–7	31,085
Oct. 24	**Washington**	**L**	**20–24**	**32,228**
Oct. 31	At N.Y. Giants	L	10–14	62,807
Nov. 7	**Pittsburgh**	**W**	**21–17**	**31,899**
Nov. 14	At Chicago	L	13–34	45,663
Nov. 21	**N.Y. Giants**	**L**	**15–28**	**31,704**
Nov. 28	**Philadelphia**	**L**	**24–28**	**28,706**
Dec. 5	**L.A. Rams**	**L**	**3–27**	**27,943**
Dec. 11	At Dallas	L	13–27	38,499
Dec. 19	**Cleveland**	**L**	**24–27**	**29,348**

Home: 2–5 (213,862). Away: 3–4 (393,680). 296–309

USUAL STARTING LINEUP

Offense

LE .....Sonny Randle
LT.....Bob Reynolds
LG.....Irv Goode
C.....Bob DeMarco
RG..... Ken Gray
RT .....Ernie McMillan
TE .....Jackie Smith
FL .....Bobby Joe Conrad
QB..... Charley Johnson
RB.....Bill Triplett
Willis Crenshaw
Joe Childress
K.....Jim Bakken

Defense

LE .....Joe Robb
LT..... Sam Silas
RT .....Luke Owens
RE ..... Don Brumm
LLB .....Larry Stallings
Dave Meggysey
Marion Rushing
MLB..... Dale Meinert
RLB .....Bill Koman
LCB .....Pat Fischer
RCB .....Jim Burson
LS ..... Jerry Stovall
Monk Bailey
RS .....Larry Wilson
Carl Silvestri
P.....Jim Bakken
Jackie Smith

TEAM STATISTICS

	Cards	Opp.
Total First Downs	**251**	**238**
Rushing	90	89
Passing	143	133
Penalty	18	16
Total Net Yards	**4,562**	**4,297**
Avg. Per Game	325.9	306.9
Total Plays	909	852
Avg. Per Play	5.0	5.0
Net Yards Rushing	**1,619**	**1,813**
Avg. Per Game	115.6	129.5
Total Rushes	431	433
Net Yards Passing	**2,943**	**2,484**
Avg. Per Game	210.2	177.4
Sacked/Yards Lost	30/279	39/342
Gross Yards	3,222	2,826
Att./Comp./Pct.	448/221/49.3	380/184/48.4
Had Intercepted	25	17
Punts/Average	**67/40.4**	**65/43.3**
Penalties/Yards	**45/458**	**70/760**
Fumbles/Lost	**15/7**	**29/15**
Touchdowns	**33**	**37**
Rushing	10	12
Passing	20	24
Returns	3	1

NOTES

Alabama All-America quarterback **Joe Namath** is Cards' first-round draft pick, but the flashy passer opts to sign with rival AFL's New York Jets … Cards win four of first five games, but injuries to quarterback **Charley Johnson**, starting running backs **Prentice Gautt** and **Joe Childress**, and defensive backs **Larry Wilson** and **Larry Stovall** take a toll and the team slides to 5–9 … Wilson sets team mark with 96-yard interception return for a touchdown vs. Cleveland on Dec. 19 … a few weeks earlier, with casts on both hands, Wilson intercepts a **Bill Nelsen** pass against Pittsburgh on Nov. 7 … **Wally Lemm** announces after the final game he will not return as head coach.

1966 (8-5-1)

HEAD COACH CHARLEY WINNER

Sept. 11	**Philadelphia**	**W**	**16–13**	**39,065**
Sept. 18	**Washington**	**W**	**23–7**	**40,198**
Sept. 25	At Cleveland	W	34–28	74,814
Oct. 2	At Philadelphia	W	41–10	59,305
Oct. 9	**N.Y. Giants**	**W**	**24–19**	**43,893**
Oct. 16	**Dallas**	**T**	**10–10**	**50,673**
Oct. 23	At Washington	L	20–26	50,154
Oct. 31	**Chicago**	**W**	**24–17**	**49,516**
Nov. 6	At N.Y. Giants	W	20–17	62,967
Nov. 13	At Pittsburgh	L	9–30	28,552
Nov. 27	**Pittsburgh**	**W**	**6–3**	**46,099**
Dec. 4	At Dallas	L	17–31	76,965
Dec. 11	At Atlanta	L	10–16	57,169
Dec. 17	**Cleveland**	**L**	**10–38**	**47,721**
Home: 5–1–1 (317,166). Away: 3–4 (409,926).			264–265	

USUAL STARTING LINEUP

Offense

WR ..... Sonny Randle
LT ..... Bob Reynolds
LG ..... Irv Goode
Rick Sortun
C ..... Bob DeMarco
Irv Goode
RG ..... Ken Gray
Rick Sortun
RT ..... Ernie McMillan
TE ..... Jackie Smith
FL ..... Bobby Joe Conrad
QB ..... Charley Johnson
Terry Nofsinger
RB ..... Johnny Roland
FB ..... Willis Crenshaw
Prentice Gautt
K ..... Jim Bakken

Defense

LE ..... Joe Robb
LT ..... Sam Silas
RT ..... Chuck Walker
RE ..... Don Brumm
LLB ..... Larry Stallings
MLB ..... Dale Meinert
RLB ..... Bill Koman
LCB ..... Jim Burson
Pat Fischer
RCB ..... Abe Woodson
Jim Burson
LS ..... Jerry Stovall
RS ..... Larry Wilson
P ..... Jackie Smith

TEAM STATISTICS

	Cards	Opp.
Total First Downs	**212**	**209**
Rushing	88	68
Passing	108	109
Penalty	16	32
Total Net Yards	**3,541**	**3,492**
Avg. Per Game	252.9	249.4
Total Plays	882	872
Avg. Per Play	4.0	4.0
Net Yards Rushing	**1,601**	**1,192**
Avg. Per Game	114.4	85.1
Total Rushes	458	377
Net Yards Passing	**1,940**	**2,300**
Avg. Per Game	138.6	164.3
Sacked/Yards Lost	38/352	52/433
Gross Yards	2,292	2,733
Att./Comp./Pct.	386/180/46.6	443/18742.2
Had Intercepted	19	21
Punts/Average	**81/35.1**	**85/41.3**
Penalties/Yards	**67/586**	**83/761**
Fumbles/Lost	**26/18**	**20/10**
Touchdowns	**28**	**28**
Rushing	10	10
Passing	13	16
Returns	5	2

NOTES

Charley Winner named head coach … team begins play in newly-opened Busch Memorial Stadium, featuring artificial turf and a seating capacity of 51,392 … record crowd of 50,673 views 10–10 tie with Dallas on Oct. 16, an attendance mark that would stand for four seasons … Cards begin season 7–1–1, but another injury to quarterback **Charley Johnson**, and subsequent injuries to wide receiver **Sonny Randle**, cornerback **Pat Fischer**, and offensive linemen **Bob DeMarco**, **Ken Gray**, and **Irv Goode** result in 8–5–1 mark … safety **Larry Wilson** leads NFL with 10 interceptions and ties another mark with thefts in seven consecutive games … Cardinals score just 52 points in final five games … Cards are victims of Atlanta's first home victory as a new franchise, a 16–10 Falcon win Dec. 11.

1967 (6-7-1)

HEAD COACH CHARLEY WINNER

Sept. 17	**N.Y. Giants**	**L**	**20–37**	**40,801**
Sept. 24	At Pittsburgh	W	28–14	45,579
Oct. 1	**Detroit**	**W**	**38–28**	**43,821**
Oct. 8	At Minnesota	W	34–24	40,017
Oct. 15	At Cleveland	L	16–20	77,813
Oct. 22	**Philadelphia**	**W**	**48–14**	**46,562**
Oct. 30	**Green Bay**	**L**	**23–31**	**49,792**
Nov. 5	At Washington	W	27–21	50,480
Nov. 12	**Pittsburgh**	**T**	**14–14**	**46,994**
Nov. 19	At Chicago	L	3–30	47,417
Nov. 23	At Dallas	L	21–46	68,787
Dec. 3	**New Orleans**	**W**	**31–20**	**41,171**
Dec. 10	**Cleveland**	**L**	**16–20**	**47,782**
Dec. 17	At N.Y. Giants	L	14–37	62,955
Home: 3–3–1 (316,923). Away: 3–4 (393,048).			333–356	

USUAL STARTING LINEUP

Offense

WR ..... Billy Gambrell
LT ..... Bob Reynolds
LG ..... Irv Goode
C ..... Bob DeMarco
RG ..... Ken Gray
RT ..... Ernie McMillan
TE ..... Jackie Smith
FL ..... Bobby Joe Conrad
QB ..... Jim Hart
RB ..... Johnny Roland
Prentice Gautt
K ..... Jim Bakken

Defense

LE ..... Joe Robb
LT ..... Sam Silas
RT ..... Chuck Walker
RE ..... Don Brumm
Dave Long
LLB ..... Larry Stallings
MLB ..... Dale Meinert
RLB ..... Bill Koman
LCB ..... Pat Fischer
RCB ..... Jim Burson
LS ..... Jerry Stovall
RS ..... Larry Wilson
P ..... Chuck Latourette

TEAM STATISTICS

	Cards	Opp.
Total First Downs	**248**	**216**
Rushing	97	79
Passing	131	117
Penalty	20	20
Total Net Yards	**4,780**	**4,185**
Avg. Per Game	341.4	298.9
Total Plays	927	807
Avg. Per Play	5.2	5.2
Net Yards Rushing	**1,839**	**1,502**
Avg. Per Game	131.4	107.3
Total Rushes	472	410
Net Yards Passing	**2,941**	**2,683**
Avg. Per Game	210.1	191.6
Sacked/Yards Lost	24/229	37/340
Gross Yards	3,170	3,023
Att./Comp./Pct.	431/204/47.3	360/169/46.9
Had Intercepted	35	19
Punts/Average	**62/40.8**	**81/39.0**
Penalties/Yards	**65/730**	**89/782**
Fumbles/Lost	**23/11**	**19/13**
Touchdowns	**36**	**46**
Rushing	15	13
Passing	20	26
Returns	1	7

NOTES

NFL expands to 16 teams … Cards join Century Division of the Eastern Conference with Cleveland, New York, and Pittsburgh … wide receiver **Sonny Randle** is traded to San Francisco … quarterback **Charley Johnson** and linebacker **Larry Stallings** are inducted into the Army two days before the first preseason game … kicker **Jim Bakken** leads NFL with 117 points (most for a kicker) on 27-of-39 field goals and 36-of-36 extra points … he also sets NFL single-game record with nine field-goal attempts (made seven) vs. Pittsburgh Sept. 24 … tight end **Jackie Smith** posts 1,205 receiving yards on 56 receptions for club record and impressive 21.5-yard average per catch … Cards finish 6–7–1 but witness starting debut of former taxi squad free agent from Southern Illinois, quarterback **Jim Hart** … **John Omohundro**, then an assistant to trainer **Jack Rockwell,** begins a tenure with the Cards that lasted 41 years.

1968 (9-4-1)

HEAD COACH CHARLEY WINNER

Sept. 16	**L.A. Rams**	**L**	**13–24**	**49,757**
Sept.. 22	At San Francisco	L	17–35	27,557
Sept. 29	At New Orleans	W	21–20	79,021
Oct. 6	**Dallas**	**L**	**10–27**	**48,296**
Oct. 13	At Cleveland	W	27–21	79,349
Oct. 20	**Washington**	**W**	**41–14**	**46,456**
Oct. 27	**New Orleans**	**W**	**31–17**	**45,476**
Nov. 3	At Philadelphia	W	45–17	59,208
Nov. 10	**Pittsburgh**	**T**	**28–28**	**45,432**
Nov. 17	At Baltimore	L	0–27	60,238
Nov. 24	**Atlanta**	**W**	**17–12**	**43,246**
Dec. 1	At Pittsburgh	W	20–10	22,682
Dec. 8	At N.Y. Giants	W	28–21	62,709
Dec. 14	**Cleveland**	**W**	**27–16**	**39,746**
			325–289	

Home: 4–2–1 (318,409). Away: 5–2 (390,764).

TEAM STATISTICS

	Cards	Opp.
Total First Downs	**245**	**238**
Rushing	117	90
Passing	107	131
Penalty	21	17
Total Net Yards	**4183**	**4419**
Avg. Per Game	298.7	315.6
Total Plays	871	866
Avg. Per Play	4.8	5.1
Net Yards Rushing	**1996**	**1558**
Avg. Per Game	142.6	111.3
Total Rushes	463	423
Net Yards Passing	**2187**	**2861**
Avg. Per Game	156.2	204.4
Sacked/Yards Lost	23/202	44/400
Gross Yards	2,389	3,261
Att./Comp./Pct.	385/169/43.9	399/210/52.6
Had Intercepted	20	13
Punts/Average	**65/41.6**	**70/38.1**
Penalties/Yards	**66/708**	**71/728**
Fumbles/Lost	**24/11**	**19/8**
Touchdowns	**40**	**35**
Rushing	22	10
Passing	16	23
Returns	2	2

SCORE BY PERIOD

	Q1	Q2	Q3	Q4	OT	Pts.
Team	47	74	83	121	0	325
Opponents	82	60	93	54	0	289

SCORING

	TD	R	P	R	PAT	FG	S	Pts.
Bakken	0	0	0	0	40/40	15/24	0	85
Crenshaw	7	6	1	0	0/0	0/0	0	42
Shivers	7	4	3	0	0/0	0/0	0	42
Hart	6	6	0	0	0/0	0/0	0	36
Williams	6	0	6	0	0/0	0/0	0	36
Smith	5	3	2	0	0/0	0/0	0	30
Conrad	4	0	4	0	0/0	0/0	0	24
Roland	2	2	0	0	0/0	0/0	0	12
Brumm	*1	0	0	0	0/0	0/0	0	6
Edwards	1	1	0	0	0/0	0/0	0	6
Latourette	1	0	0	1	0/0	0/0	0	6
Team	**40**	**22**	**16**	**1**	**40/40**	**15/24**	**0**	**325**
Opponents	**35**	**10**	**23**	**2**	**34/35**	**15/33**	**0**	**289**

*Includes one fumble recovery for touchdown.

RUSHING

	No.	Yds.	Avg.	Long	TD
Crenshaw	203	813	4.0	66t	6
Roland	121	455	3.8	45	2
Edwards	31	214	6.9	42	1
Shivers	44	184	4.2	42t	4
Smith	12	163	13.6	37	3
Lane	23	74	3.2	11	0
Williams	3	47	15.7	43	0
Hart	19	20	1.1	3	6
Latourette	1	15	15.0	15	0
Wilson	1	12	12.0	12	0
Johnson	5	–1	0	2	0
Team	**463**	**1,996**	**4.3**	**66t**	**22**
Opponents	**423**	**1,558**	**3.7**	**—**	**10**

RECEIVING

	No.	Yds.	Avg.	Long	TD
Smith	49	789	16.1	65t	2
Williams	43	682	15.9	71t	6
B. Joe Conrad	32	449	14.0	80t	4
Crenshaw	23	232	10.1	42	1
Shivers	9	103	11.4	40t	3
Roland	8	97	12.1	40	0
Daanen	4	35	8.8	15	0
Edwards	1	2	2.0	2	0
Team	**169**	**2,389**	**14.1**	**80t**	**16**
Opponents	**210**	**3,261**	**15.6**	**—**	**23**

INTERCEPTIONS

	No.	Yds.	Avg.	Long	TD
Wilson	4	14	3.5	8	0
Sanders	3	6	2.0	6	0
Rivers	2	22	11.0	14	0
Atkins	2	0	0.0	0	0
Clark	1	15	15.0	15	0
Keys	1	8	8.0	8	0
Team	**13**	**65**	**5.0**	**15**	**0**
Opponents	**20**	**173**	**8.7**	**32**	**0**

PUNT RETURNS

	Ret.	FC	Yds.	Avg.	Long	TD
Latourette	28	11	*345	12.3	86t	1
Roland	2	9	11	5.5	8	0
Wilson	0	1	0	0.0	0	0
Team	**30**	**21**	**356**	**11.9**	**86t**	**1**
Opponents	**36**	**—**	**266**	**7.4**	**—**	**1**

*Team record

KICKOFF RETURNS

	No.	Yds.	Avg.	Long	TD
Latourette	**46	**1,237	26.9	75	0
Crenshaw	6	104	17.3	25	0
Shivers	3	63	21.0	23	0
Long	1	0	0.0	0	0
Team	**56**	**1,404**	**25.1**	**75**	**0**
Opponents	**56**	**1,303**	**23.3**	**94**	**—**

**NFL and team record

PUNTING

	No.	Yds.	Avg.	Lg	Blk.
Latourette	65	2,701	41.6	55	0
Team	**65**	**2,701**	**41.6**	**55**	**0**
Opponents	**70**	**2,668**	**38.1**	**—**	**—**

FIELD GOALS

	1–19	20–29	30–39	40–49	50+
Bakken	2–2	7–7	3–6	3–8	0–1
Team	**2–2**	**7–7**	**3–6**	**3–8**	**0–1**
Opponents	**5–5**	**4–7**	**3–10**	**1–8**	**2–3**

USUAL STARTING LINEUP

Offense

WR .... Dave Williams
LT..... Bob Reynolds
LG..... Irv Goode
C..... Bob DeMarco
RG.....Ken Gray
RT .... Ernie McMillan
TE ..... Jackie Smith
FL . Bobby Joe Conrad
QB.....Jim Hart
RB....Johnny Roland
Willis Crenshaw
K.....Jim Bakken

Defense

LE .....Don Brumm
LT.....Fred Heron
RT ..... Bob Rowe
RE ..... Chuck Walker
LLB .. Larry Stallings
Ernie Clark
MLB.....Jamie Rivers
Mike Strofolino
RLB .. Dave Meggysey
LCB ... Robert Atkins
RCB . Lonnie Sanders
LS ..... Mike Barnes
Jerry Stovall
RS ..... Larry Wilson
P...Chuck Latourette

NOTES

After a 1–3 start, Cards roll to 8–1–1 mark in the final 10 contests to finish 9–4–1 ... punter/defensive back **Chuck Latourette** sets NFL mark with 46 kickoff returns for 1,237 yards ... Cards' 22 rushing touchdowns most since 1949 ... Cards send nine players to the Pro Bowl, including four of the five starting offensive linemen—center **Bob DeMarco**, guards **Irv Goode** and **Ken Gray**, and tackle **Ernie McMillan** ... the fifth lineman—tackle **Bob Reynolds**—is named in '67 and again in '69 ... tight end **Jackie Smith**, in addition to catching 49 passes for a 16.1-yard average, perfects the end-around play, averaging 13.6 yards on 12 carries (163 yards) with three touchdowns (36, 34, 11 yards).

FINAL NFC CENTURY STANDINGS

Team	W	L	T	Pct.	Pts.	OP
Cleveland	10	4	0	.714	394	273
St. Louis	9	4	1	.692	325	289
New Orleans	4	9	1	.308	246	327
Pittsburgh	2	11	1	.154	244	397

PASSING

	Att.	Comp.	Yds.	Comp. %	Yds./Att.	TD	TD%	Int.	Int. %	Long	Sack/Lost	Rating
Hart	316	140	2,059	44.3	6.52	15	4.7	18	5.7	80t	–/129	58.4
Johnson	67	29	330	43.3	4.93	1	1.5	1	1.5	30	–/64	57.4
Roland	1	0	0	0.0	0.0	0	0.0	0	0.0	0	–/0	39.5
Latourette	1	0	0	0.0	0.0	0	0.0	0	0.0	0	–/0	39.5
Team	**385**	**169**	**2,389**	**43.9**	**6.21**	**16**	**4.1**	**19**	**4.9**	**80t**	**23/202**	**57.8**
Opponents	**399**	**210**	**3,261**	**52.6**	**8.17**	**23**	**5.7**	**13**	**3.2**	**85t**	**44/400**	**85.6**

1969 (4-9-1)
HEAD COACH CHARLEY WINNER

Sept. 21	At Dallas	L	3–24	62,134
Sept. 28	**Chicago**	**W**	**20–17**	**50,039**
Oct. 5	At Pittsburgh	W	27–14	45,011
Oct. 12	At Washington	L	17–33	50,481
Oct. 19	**Minnesota**	**L**	**10–27**	**49,430**
Oct. 26	At Cleveland	T	21–21	81,186
Nov. 2	**New Orleans**	**L**	**42–51**	**46,718**
Nov. 9	**N.Y. Giants**	**W**	**42–17**	**49,194**
Nov. 16	At Detroit	L	0–20	51,749
Nov. 23	**Philadelphia**	**L**	**30–34**	**45,512**
Nov. 30	**Pittsburgh**	**W**	**47–10**	**43,721**
Dec. 7	At N.Y. Giants	L	6–49	62,973
Dec. 14	**Cleveland**	**L**	**21–27**	**44,924**
Dec. 21	At Green Bay	L	28–45	50,861
			314–389	

Home: 3–4 (329,538). Away: 1–5–1 (404,395).

TEAM STATISTICS

	Cards	Opp.
Total First Downs	**224**	**289**
Rushing	83	83
Passing	125	185
Penalty	16	21
Total Net Yards	**4185**	**5176**
Avg. Per Game	298.9	369.7
Total Plays	833	936
Avg. Per Play	5.0	5.5
Net Yards Rushing	**1446**	**1644**
Avg. Per Game	103.2	117.4
Total Rushes	382	438
Net Yards Passing	**2739**	**3532**
Avg. Per Game	195.6	252.2
Sacked/Yards Lost	21/201	33/220
Gross Yards	2,940	3,752
Att./Comp./Pct.	430/216/50.2	465/260/55.9
Had Intercepted	25	15
Punts/Average	**73/37.6**	**67/40.4**
Penalties/Yards	**72/765**	**71/773**
Fumbles/Lost	**24/10**	**19/12**
Touchdowns	**40**	**48**
Rushing	17	10
Passing	19	38
Returns	4	0

SCORE BY PERIOD

	Q1	Q2	Q3	Q4	OT	Pts.
Team	83	53	49	129	0	314
Opponents	73	106	118	92	0	389

SCORING

	TD	R	P	R	PAT	FG	S	Pts.
Bakken	0	0	0	0	38/40	12/24	0	74
Gilliam	10	0	9	1	0/0	0/0	0	60
Williams	7	0	7	0	0/0	0/0	0	42
Roland	6	5	1	0	0/0	0/0	0	36
Crenshaw	3	3	0	0	0/0	0/0	0	18
Edwards	3	3	0	0	0/0	0/0	0	18
Shivers	3	2	1	0	0/0	0/0	0	18
Hart	2	2	0	0	0/0	0/0	0	12
Johnson	1	1	0	0	0/0	0/0	0	6
Lane	1	1	0	0	0/0	0/0	0	6
Rowe	1	0	0	1	0/0	0/0	0	6
Smith	1	0	1	0	0/0	0/0	0	6
Stallings	1	0	0	1	0/0	0/0	0	6
Wilson	1	0	0	1	0/0	0/0	0	6
Team	**40**	**17**	**19**	**4**	**38/40**	**12/24**	**0**	**314**
Opponents	**48**	**10**	**38**	**0**	**47/48**	**18/31**	**0**	**389**

RUSHING

	No.	Yds.	Avg.	Long	TD
Edwards	107	504	4.7	48	3
Roland	138	498	3.6	21	5
Crenshaw	55	172	3.1	26t	3
Shivers	27	115	4.3	15	2
Lane	25	93	3.7	13	1
Johnson	17	51	3.0	15	1
Hart	7	16	2.3	10	2
Williams	1	1	1.0	1	0
Smith	4	0	0	9	0
Gilliam	1	-4	0	0	0
Team	**382**	**1,446**	**3.8**	**48**	**17**
Opponents	**438**	**1,644**	**3.8**	**54**	**10**

RECEIVING

	No.	Yds.	Avg.	Long	TD
Williams	56	702	12.5	61	7
Gilliam	52	997	19.2	84t	9
Smith	43	561	13.1	34	1
Edwards	23	309	13.4	37	0
Roland	12	136	11.3	23	1
Crenshaw	11	94	8.5	31	0
Lane	9	61	6.8	14	0
Shivers	7	61	8.7	26	1
Daanen	2	12	6.0	7	0
Brown	1	7	7.0	7	0
Team	**216**	**2,940**	**13.6**	**84t**	**19**
Opponents	**260**	**3,752**	**13.1**	**82t**	**38**

INTERCEPTIONS

	No.	Yds.	Avg.	Long	TD
Atkins	3	74	24.7	42	0
Wehrli	3	44	14.7	44	0
Wright	2	41	20.5	21	0
Rowe	2	19	9.5	18t	1
Wilson	2	15	7.5	15	0
Stovall	1	28	28.0	28	0
Brown	1	21	21.0	21	0
Rosema	1	3	3.0	3	0
Team	**15**	**245**	**16.3**	**44**	**1**
Opponents	**25**	**202**	**8.0**	**48**	**0**

PUNT RETURNS

	Ret.	FC	Yds.	Avg.	Long	TD
R. Wehrli	13	4	65	5.0	25	0
J. Roland	10	4	53	5.3	8	0
R. Shivers	9	2	44	4.9	9	0
T. Brown	6	1	39	6.5	35	0
Team	**38**	**11**	**201**	**5.3**	**35**	**0**
Opponents	**35**	**18**	**158**	**4.5**	**30**	**0**

KICKOFF RETURNS

	No.	Yds.	Avg.	Long	TD
Lane	20	523	26.2	69	0
Brown	15	320	21.3	28	0
Gilliam	11	339	30.8	100t	1
Shivers	10	205	20.5	35	0
Wehrli	1	18	18.0	18	0
Wilson	4	66	16.5	24	0
Crenshaw	4	34	8.5	18	0
Olerich	2	2	2.0	2	0
Team	**67**	**1,507**	**22.5**	**100t**	**1**
Opponents	**49**	**1,007**	**20.5**	**86**	**0**

PUNTING

	No.	Yds.	Avg.	Lg	Blk.
Hill	73	2,746	37.6	57	1
Team	**73**	**2,746**	**37.6**	**57**	**1**
Opponents	**67**	**2,710**	**40.4**	**66**	**1**

FIELD GOALS

	1–19	20–29	30–39	40–49	50+
Bakken	2-2	4–8	3–4	3–7	0–3
Team	**2–2**	**4–8**	**3–4**	**3–7**	**0–3**
Opponents	**5–**	**7–**	**3–**	**3–**	**0–**

USUAL STARTING LINEUP

Offense

WR ....Dave Williams
LT..... Bob Reynolds
LG..... Irv Goode
C.....Bob DeMarco
RG.....Ken Gray
RT ....Ernie McMillan
TE .....Jackie Smith
WR..... John Gilliam
QB.. Charley Johnson
Jim Hart
RB... Johnny Roland
Cid Edwards
Willis Crenshaw
K.....Jim Bakken

Defense

LE .....Rolf Krueger
LT.....Fred Heron
RT ..... Bob Rowe
RE .....Chuck Walker
LLB .. Larry Stallings
MLB.... Jamie Rivers
Chip Healy
RLB .. Rocky Rosema
Dave Meggysey
LCB .... Roger Wehrli
RCB ..... Nate Wright
Robert Atkins
LS .....Jerry Stovall
RS .....Larry Wilson
P.....King Hill

NOTES

Injuries decimate the team as 11 players undergo surgery ... Cards limp to 4–9–1 mark as offense manages just 193 points, fewest since 1954 (183) ... defense is particularly hobbled by injuries, allowing team-record 389 points that will stand for 15 seasons ... safety **Larry Wilson** sets team mark with 88-yard fumble return for a touchdown at Green Bay Dec. 21 that stands until 2000 ... Cards and Saints combine for NFL-record 12 touchdown passes in 51–42 New Orleans victory in Busch Stadium Nov. 2 ... the combined 93 points is just 10 shy of the all-time NFL combined single-game scoring mark as quarterbacks **Charley Johnson** (Cardinals) and **Billy Kilmer** (Saints) each toss six touchdown passes to set Cards individual and opponent marks.

FINAL NFC CENTURY STANDINGS

Team	W	L	T	Pct.	Pts.	OP
Cleveland	10	3	1	.769	351	300
N.Y. Giants	6	8	0	.429	264	298
St. Louis	4	9	1	.308	314	389
Pittsburgh	1	13	0	.071	218	404

PASSING

	Att.	Comp.	Yds.	Comp. %	Yds./Att.	TD	TD%	Int.	Int. %	Long	Sack/Lost	Rating
Johnson	260	131	1,847	50.4	7.10	13	5.0	13	5.0	84t	11/101	69.5
Hart	169	84	1,086	49.7	6.43	6	3.5	12	7.1	60t	10/100	52.4
Hill	1	1	7	100.0	7.00	0	0.0	0	0.0	7	0/0	95.8
Team	**430**	**216**	**2,940**	**50.2**	**6.84**	**19**	**4.2**	**25**	**5.8**	**84t**	**21/201**	**62.2**
Opponents	**465**	**260**	**3,752**	**55.9**	**8.07**	**38**	**8.2**	**15**	**3.2**	**82t**	**33/220**	**96.3**

1970 (8-5-1)
HEAD COACH CHARLEY WINNER

Sept. 18	At L.A. Rams	L	13–34	63,130
Sept. 27	**Washington**	**W**	**27–17**	**44,246**
Oct. 4	**Dallas**	**W**	**20–7**	**50,780**
Oct. 11	**New Orleans**	**W**	**24–17**	**45,294**
Oct. 18	At Philadelphia	W	35–20	59,002
Oct. 25	At N.Y. Giants	L	17–35	62,984
Nov. 1	**Houston**	**W**	**44–0**	**47,911**
Nov. 8	**Boston**	**W**	**31–0**	**46,466**
Nov. 16	At Dallas	W	38–0	69,323
Nov. 22	At Kansas City	T	6–6	50,711
Nov. 29	**Philadelphia**	**W**	**23–14**	**46,581**
Dec. 6	At Detroit	L	3–16	56,362
Dec. 13	**N.Y. Giants**	**L**	**17–34**	**50,845**
Dec. 20	At Washington	L	27–28	50,415
			325–228	

Home: 6–1 (332,123). Away: 2–4–1 (411,927).

TEAM STATISTICS

	Cards	Opp.
Total First Downs	**226**	**242**
Rushing	110	96
Passing	104	116
Penalty	12	30
Total Net Yards	**4472**	**3869**
Avg. Per Game	319.4	276.3
Total Plays	845	894
Avg. Per Play	5.3	4.3
Net Yards Rushing	**1998**	**1762**
Avg. Per Game	142.7	125.9
Total Rushes	429	472
Net Yards Passing	**2474**	**2107**
Avg. Per Game	176.7	150.5
Sacked/Yards Lost	26/216	40/309
Gross Yards	2,690	2,416
Att./Comp./Pct.	390/178/45.6	382/183/47.9
Had Intercepted	19	21
Punts/Average	**65/40.9**	**80/40.0**
Penalties/Yards	**84/896**	**68/659**
Fumbles/Lost	**24/15**	**20/14**
Touchdowns	**38**	**27**
Rushing	18	10
Passing	16	16
Returns	4	1

SCORE BY PERIOD

	Q1	Q2	Q3	Q4	OT	Pts.
Team	56	91	77	101	0	325
Opponents	58	71	23	76	0	228

SCORING

	TD	R	P	R	PAT	FG	S	Pts.
Bakken	0	0	0	0	37/38	20/32	0	97
Lane	13	11	2	0	0/0	0/0	0	78
Gilliam	6	1	5	0	0/0	0/0	0	36
Roland	5	3	1	1	0/0	0/0	0	30
Smith	4	0	4	0	0/0	0/0	0	24
Williams	3	0	3	0	0/0	0/0	0	18
Edwards	2	1	1	0	0/0	0/0	0	12
Shivers	2	2	0	0	0/0	0/0	0	12
Farr	1	0	0	1	0/0	0/0	0	6
Latourette	1	0	0	1	0/0	0/0	0	6
Parish	1	0	0	1	0/0	0/0	0	6
Team	**38**	**18**	**16**	**4**	**37/38**	**20/32**	**0**	**325**
Opponents	**27**	**10**	**16**	**1**	**27/27**	**13/26**	**0**	**228**

RUSHING

	No.	Yds.	Avg.	Long	TD
Lane	206	977	4.7	75	11
Roland	94	392	4.2	20	3
Edwards	70	350	5.0	22	1
Shivers	24	98	4.1	29t	2
Gilliam	5	68	13.6	48t	1
Smith	5	43	8.6	26	0
Latourette	2	38	19.0	33	0
Hart	18	18	1.0	4	0
Brown	1	8	8.0	8	0
Pittman	2	4	2.0	2	0
Beathard	2	2	1.0	2	0
Team	**429**	**1,998**	**4.7**	**75**	**18**
Opponents	**472**	**1,762**	**3.8**	**57t**	**10**

RECEIVING

	No.	Yds.	Avg.	Long	TD
Gilliam	45	953	21.1	79	5
Smith	37	687	18.6	59t	4
Lane	32	365	11.4	78t	2
Williams	23	364	15.8	58t	3
Edwards	19	150	7.8	39	1
Roland	17	96	5.6	20	1
Shivers	3	44	14.7	22	0
Daanen	2	31	15.5	22	0
Team	**178**	**2,690**	**15.1**	**79**	**16**
Opponents	**183**	**2,416**	**13.2**	**59**	**16**

INTERCEPTIONS

	No.	Yds.	Avg.	Long	TD
Wehrli	6	50	8.3	41	0
Wilson	5	72	14.4	22	0
Farr	5	38	7.6	19t	1
Stovall	2	45	22.5	27	0
Parish	1	41	41.0	41t	1
Stallings	1	9	9.0	9	0
Wright	1	0	0.0	0	0
Team	**21**	**255**	**12.1**	**41t**	**2**
Opponents	**19**	**276**	**14.5**	**59**	**0**

PUNT RETURNS

	Ret.	FC	Yds.	Avg.	Long	TD
Latourette	30	12	171	5.7	16	0
Roland	10	10	140	14.0	74t	1
Wehrli	1	1	4	4.0	4	0
Brown	0	1	0	0	0	0
Team	**41**	**24**	**315**	**7.7**	**74t**	**1**
Opponents	**26**	**20**	**90**	**3.5**	**13**	**0**

KICKOFF RETURNS

	No.	Yds.	Avg.	Long	TD
Latourette	13	254	19.5	24	0
Pittman	10	237	23.7	32	0
Wright	8	156	19.5	24	0
Gilliam	5	107	21.4	26	0
White	3	65	21.7	28	0
Roland	3	40	13.3	20	0
Shivers	2	35	17.5	19	0
Brown	2	32	16.0	18	0
Wilson	1	0	0	0	0
Team	**47**	**926**	**19.7**	**32**	**0**
Opponents	**54**	**1,262**	**23.4**	**98t**	**1**

PUNTING

	No.	Yds.	Avg.	Long	Blk.
Latourette	65	2,659	40.9	59	0
Team	**65**	**2,659**	**40.9**	**59**	**0**
Opponents	**80**	**3,199**	**40.0**	**55**	**0**

FIELD GOALS

	1–19	20–29	30–39	40–49	50+
Bakken	4–4	3–6	7–7	6–11	0–4
Team	**4–4**	**3–6**	**7–7**	**6–11**	**0–4**
Opponents	**5–5**	**3–5**	**4–8**	**1–2**	**0–6**

USUAL STARTING LINEUP

Offense	Defense
WR . . Dave Williams	**LE** . . . Rolf Krueger
LT. . . Bob Reynolds	**LT**. . . . . Fred Heron
LG . . . . . Irv Goode	**RT** . . . . . Bob Rowe
C . . Wayne Mulligan	**RE** . . . Chuck Walker
RG . . Clyde Williams	Joe Schmiesing
RT . . Ernie McMillan	**LLB** . Larry Stallings
TE . . . Jackie Smith	**MLB** . . Jamie Rivers
WR . . . John Gilliam	**RLB** . . . Don Parish
QB . . . . . Jim Hart	**LCB** . . . . Miller Farr
RB . . . Cid Edwards	**RCB** . . Roger Wehrli
Johnny Roland	**LS** . . . Jerry Stovall
RB . MacArthur Lane	**RS** . . . Larry Wilson
K . . . . . Jim Bakken	**P** . Chuck Latourette

NOTES

The merger of the NFL and AFL places the Cards in the Eastern Division of the NFC with Dallas, New York Giants, Philadelphia, and Washington ... after a loss in the season-opener, Cards roll to 8–1–1 mark in the next 10 games but falter with three losses to end the season 8–5–1 ... running back **MacArthur Lane** earns Pro Bowl honors and leads NFL rushers with 4.7-yard average per carry and 11 touchdowns ... Cards hand Cowboys surprising 38–0 pasting in Dallas before national television audience on "Monday Night Football" Nov. 16 ... cornerback **Roger Wehrli** begins string of six consecutive Pro Bowl appearances.

FINAL NFC EAST STANDINGS

Team	W	L	T	Pct.	Pts.	OP
Dallas	10	4	0	.714	299	221
N.Y. Giants	9	5	0	.643	301	270
St. Louis	8	5	1	.615	325	228
Washington	6	8	0	.429	297	314
Philadelphia	3	10	1	.231	241	332

PASSING

	Att.	Comp.	Yds.	Comp. %	Yds./Att.	TD	TD%	Int.	Int. %	Long	Sack/Lost	Rating
Hart	373	171	2,576	45.8	6.90	14	3.7	18	4.8	79	26/216	61.1
Beathard	17	7	114	41.2	6.71	2	1.2	1	5.9	58t	0/0	43.8
Team	**390**	**178**	**2,690**	**45.6**	**6.89**	**16**	**4.1**	**19**	**4.9**	**79**	**26/216**	**62.0**
Opponents	**382**	**183**	**2,416**	**47.9**	**6.33**	**16**	**4.2**	**21**	**5.5**	**59**	**40/309**	**59.4**

1971 (4-9-1)
HEAD COACH BOB HOLLWAY

Sept. 19	**Washington**	**L**	**17–24**	**46,805**
Sept. 27	**N.Y. Jets**	**W**	**17–10**	**50,358**
Oct. 3	**N.Y. Giants**	**L**	**20–21**	**49,571**
Oct. 10	At Atlanta	W	26–9	58,850
Oct. 17	At Washington	L	0–20	53,041
Oct. 24	**San Francisco**	**L**	**14–26**	**50,419**
Oct. 31	At Buffalo	W	28–23	40,040
Nov. 7	**Dallas**	**L**	**13–16**	**50,486**
Nov. 15	At San Diego	L	17–20	46,486
Nov. 21	**Philadelphia**	**L**	**20–37**	**48,658**
Nov. 28	At N.Y. Giants	W	24–7	62,878
Dec. 5	**Green Bay**	**T**	**16–16**	**50,443**
Dec. 12	At Philadelphia	L	7–19	65,358
Dec. 18	At Dallas	L	12–31	66,672
			231–279	

Home: 1–5–1 (346,740). Away: 3–4 (393,325).

TEAM STATISTICS

	Cards	Opp.
Total First Downs	**212**	**244**
Rushing	86	109
Passing	109	120
Penalty	17	15
Total Net Yards	**4001**	**4365**
Avg. Per Game	285.5	311.8
Total Plays	821	881
Avg. Per Play	4.9	5.0
Net Yards Rushing	**1530**	**1985**
Avg. Per Game	109.3	141.8
Total Rushes	417	486
Net Yards Passing	**2471**	**2380**
Avg. Per Game	176.5	170.0
Sacked/Yards Lost	19/185	20/166
Gross Yards	2,656	2,546
Att./Comp./Pct.	385/170/44.2	375/212/56.5
Had Intercepted	26	17
Punts/Average	**61/38.8**	**58/40.4**
Penalties/Yards	**66/643**	**79/831**
Fumbles/Lost	**35/20**	**28/16**
Touchdowns	**24**	**29**
Rushing	8	10
Passing	14	12
Returns	2	7

SCORE BY PERIOD

	Q1	Q2	Q3	Q4	OT	Pts.
Team	54	89	37	51	0	231
Opponents	61	73	49	96	0	279

SCORING

	TD	R	P	R	PAT	FG	S	Pts.
Bakken	0	0	0	0	24/24	21/32	0	87
Edwards	4	4	0	0	0/0	0/0	0	24
Gray	4	0	4	0	0/0	0/0	0	24
Smith	4	0	4	0	0/0	0/0	0	24
Gilliam	3	0	3	0	0/0	0/0	0	18
Lane	3	3	0	0	0/0	0/0	0	18
McFarland	2	0	2	0	0/0	0/0	0	12
Hoey	1	0	0	1	0/0	0/0	0	6
Shivers	1	1	0	0	0/0	0/0	0	6
Stallings	1	0	0	1	0/0	0/0	0	6
Williams	1	0	1	0	0/0	0/0	0	6
Team	**24**	**8**	**14**	**2**	**24/24**	**21/32**	**0**	**231**
Opponents	**29**	**10**	**12**	**7**	**28/29**	**25/39**	**1**	***279**

*Includes safety.

RUSHING

	No.	Yds.	Avg.	Long	TD
Lane	150	592	3.9	40t	3
Edwards	108	316	2.9	14	4
Roland	78	278	3.6	16	0
Shivers	55	202	3.7	10	1
Gray	2	56	28.0	38	0
Beathard	4	29	7.3	15	0
Latourette	3	19	6.3	20	0
Gilliam	2	16	8.0	12	0
Smith	1	10	10.0	10	0
Hart	13	9	0.7	3	0
White	1	3	3.0	3	0
Team	**417**	**1,530**	**3.7**	**40t**	**8**
Opponents	**486**	**1,985**	**4.1**	**53t**	**10**

RECEIVING

	No.	Yds.	Avg.	Long	TD
Gilliam	42	837	19.9	54	3
Lane	29	298	10.3	34	0
Smith	21	379	18.0	61t	4
Gray	18	534	29.7	80t	4
Roland	15	108	7.2	15	0
Williams	12	182	15.2	37	1
Edwards	12	122	10.2	38	0
Shivers	10	76	7.6	19	0
McFarland	5	54	10.8	21	2
Hyatt	4	58	14.5	30	0
Stegent	1	12	12.0	12	0
Reynolds	1	-4	0	0	0
Team	**170**	**2,656**	**15.6**	**80t**	**14**
Opponents	**212**	**2,546**	**12.0**	**69t**	**12**

INTERCEPTIONS

	No.	Yds.	Avg.	Long	TD
Wilson	4	46	11.5	23	0
Thompson	4	45	11.3	25	0
Stovall	2	20	10.0	20	0
Farr	2	13	6.5	13	0
Wehrli	2	11	5.5	6	0
Stallings	1	26	26.0	26t	1
McGill	1	19	19.0	19	0
Hackbart	1	11	11.0	11	0
Team	**17**	**191**	**11.2**	**26t**	**1**
Opponents	**26**	**358**	**13.6**	**44**	**0**

PUNT RETURNS

	Ret.	FC	Yds.	Avg.	Long	TD
Wehrli	9	3	84	9.3	34	0
Willingham	10	9	84	8.4	19	0
Thompson	5	1	27	5.4	11	0
Roland	3	3	10	3.3	8	0
Gilliam	1	0	21	21.0	21	0
Stallings	1	0	8	8.0	8	0
Dickson	1	0	0	0.0	0	0
Team	**30**	**16**	**234**	**7.8**	**34**	**0**
Opponents	**24**	**21**	**160**	**6.7**	**61t**	**1**

KICKOFF RETURNS

	No.	Yds.	Avg.	Long	TD
Gray	30	740	24.7	65	0
Hoey	9	251	27.9	103t	1
Thompson	7	182	26.0	45	0
Willingham	6	125	20.8	56	0
Edwards	2	41	20.5	21	0
Roland	2	24	12.0	17	0
Dierdorf	1	0	0	0	0
Stegent	1	0	0	0	0
Team	**58**	**1,363**	**23.5**	**103t**	**1**
Opponents	**54**	**1,318**	**24.4**	**93t**	**1**

PUNTING

	No.	Yds.	Avg.	Long	Blk.
Latourette	56	2,157	38.5	55	1
Bakken	5	207	41.4	44	0
Team	**61**	**2,364**	**38.8**	**55**	**1**
Opponents	**58**	**2,343**	**40.4**	**58**	**0**

FIELD GOALS

	1–19	20–29	30–39	40–49	50+
Bakken	5–5	8–13	5–6	3–7	0–1
Team	**5–5**	**8–13**	**5–6**	**3–7**	**0–1**
Opponents	**7–7**	**12–15**	**1–4**	**4–9**	**1–4**

USUAL STARTING LINEUP

Offense
WR ... Dave Williams
Mel Gray
LT ..... Bob Reynolds
LG ..... Irv Goode
C ..... Tom Banks
Wayne Mulligan
RG .... Clyde Williams
Dan Dierdorf
RT ... Ernie McMillan
TE ..... Jackie Smith
Jim McFarland
WR ..... John Gilliam
QB ..... Jim Hart
Pete Beathard
RB .... McArthur Lane
RB ... Johnny Roland
Cid Edwards
K ..... Jim Bakken

Defense
LE ... Ron Yankowski
LT ..... Rolf Krueger
Fred Heron
RT ..... Bob Rowe
RE .. Joe Schmiesing
Charles Walker
LLB .. Larry Stallings
MLB .... Jamie Rivers
RLB ..... Mike McGill
Rick Ogle
LCB ..... Miller Farr
RCB .... Roger Wehrli
Norm Thompson
LS ..... Jerry Stovall
Larry Wilson
RS ..... Larry Wilson
Roger Wehrli
P .. Chuck Latourette

NOTES

Bob Hollway named head coach ... Cards draft cornerback **Norm Thompson**, offensive lineman **Dan Dierdorf**, and wide receiver **Mel Gray** ... Thompson will start for seven seasons, Dierdorf becomes six-time Pro Bowler and member of Pro Football Hall of Fame, and Gray logs 12 seasons, highlighted by a stretch of receptions in 121 consecutive games from 1973–82 ... Eagles' kicker **Tom Dempsey** sets then Card opponent record with 54-yard field goal Dec. 12 ... Gray completes rookie season with eye-popping averages of 28 yards on two rushing attempts, 29.7 yards on 18 pass receptions with four touchdowns, and 24.7 yards on 30 kickoff returns.

FINAL NFC EAST STANDINGS

Team	W	L	T	Pct.	Pts.	OP
Dallas	11	3	0	.786	406	222
Washington	9	4	1	.692	276	190
Philadelphia	6	7	1	.462	221	302
St. Louis	4	9	1	.308	231	279
N.Y. Giants	4	10	0	.286	228	362

PASSING

	Att.	Comp.	Yds.	Comp. %	Yds./Att.	TD	TD%	Int.	Int. %	Long	Sack/Lost	Rating
Hart	243	110	1,626	45.2	6.69	8	3.2	14	5.7	57t	13/139	54.5
Beathard	141	60	1,030	42.5	7.30	6	4.2	12	8.5	80t	6/46	46.5
Shivers	1	0	0	0.0	0.00	0	0.0	0	0.0	0	0/0	39.5
Team	**385**	**170**	**2,656**	**44.1**	**6.90**	**14**	**3.6**	**26**	**6.7**	**80t**	**19/185**	**51.6**
Opponents	**375**	**212**	**2,546**	**56.5**	**6.79**	**12**	**3.2**	**17**	**4.5**	**69t**	**20/166**	**69.4**

1972 (4-9-1)
HEAD COACH BOB HOLLWAY

Sept. 17	At Baltimore	W	10–3	53,652
Sept. 24	At Washington	L	10–24	53,039
Oct. 1	**Pittsburgh**	**L**	**19–25**	**49,140**
Oct. 8	At Minnesota	W	19–17	49,687
Oct. 15	**Washington**	**L**	**3–33**	**50,454**
Oct. 22	At N.Y. Giants	L	21–27	62,756
Oct. 29	**Chicago**	**L**	**10–27**	**50,464**
Nov. 5	At Philadelphia	T	6–6	65,720
Nov. 12	At Dallas	L	24–33	65,218
Nov. 19	**N.Y. Giants**	**L**	**7–13**	**48,014**
Nov. 27	At Miami	L	10–31	80,010
Dec. 3	**Dallas**	**L**	**6–27**	**49,878**
Dec. 10	**L.A. Rams**	**W**	**24–14**	**36,873**
Dec. 17	**Philadelphia**	**W**	**24–23**	**34,872**
			193–303	

Home: 2–5 (319,695). Away: 2–4–1 (430,082).

TEAM STATISTICS

	Cards	Opp.
Total First Downs	**181**	**276**
Rushing	68	119
Passing	102	138
Penalty	11	19
Total Net Yards	**3267**	**4739**
Avg. Per Game	233.4	338.5
Total Plays	754	935
Avg. Per Play	4.5	5.1
Net Yards Rushing	**1229**	**2189**
Avg. Per Game	87.8	156.4
Total Rushes	361	548
Net Yards Passing	**2038**	**2550**
Avg. Per Game	145.6	182.1
Sacked/Yards Lost	30/221	22/183
Gross Yards	2,259	2,733
Att./Comp./Pct.	363/171/47.1	365/221/60.6
Had Intercepted	23	11
Punts/Average	**73/39.3**	**48/39.4**
Penalties/Yards	**64/582**	**68/645**
Fumbles/Lost	**43/16**	**31/16**
Touchdowns	**22**	**31**
Rushing	9	11
Passing	11	15
Returns	2	5

SCORE BY PERIOD

	Q1	Q2	Q3	Q4	OT	Pts.
Team	20	79	56	38	0	193
Opponents	36	92	75	100	0	303

SCORING

	TD	R	P	R	PAT	FG	S	Pts.
Bakken	0	0	0	0	19/22	14/22	0	61
Anderson	6	4	2	0	0/0	0/0	0	36
Roland	4	2	2	0	0/0	0/0	0	24
Moore	3	0	3	0	0/0	0/0	0	18
Burns	2	2	0	0	0/0	0/0	0	12
Gillette	2	0	2	0	0/0	0/0	0	12
Smith	2	0	2	0	0/0	0/0	0	12
Thompson	2	0	0	2	0/0	0/0	0	12
Hayden	1	1	0	0	0/0	0/0	0	6
Team	**22**	**9**	**11**	**2**	**19/22**	**14/22**	**0**	**193**
Opponents	**55**	**31**	**11**	**15**	**31/31**	**28/47**	**1**	**303**

RUSHING

	No.	Yds.	Avg.	Long	TD
Anderson	153	536	3.5	19	4
Roland	105	414	3.9	18	2
Burns	26	69	2.7	16	2
Moore	9	44	4.9	15	0
Baynham	17	43	2.5	11	0
Smith	5	31	6.2	17	0
Galder	9	28	3.1	16	0
Hart	9	17	2.9	8	0
Woodeshick	5	14	2.8	6	0
Shivers	5	12	2.4	9	0
Hayden	8	11	1.4	5	1
Cuozzo	4	7	1.8	9	0
Butler	6	3	0.5	5	0
Team	**361**	**1,229**	**3.4**	**19**	**9**
Opponents	**548**	**2,189**	**3.8**	**28**	**11**

RECEIVING

	No.	Yds.	Avg.	Long	TD
Roland	38	321	8.4	27	2
Gillette	33	550	16.7	65t	2
Moore	29	500	17.2	98	3
Anderson	28	298	10.4	56	2
Smith	26	407	15.7	71	2
Burns	6	24	4.0	12	0
Gray	3	62	20.7	33	0
Hyatt	2	32	16.0	25	0
Shivers	1	20	20.0	20	0
Hayden	1	17	17.0	17	0
Baynham	1	10	10.0	10	0
Butler	1	8	8.0	8	0
Wicks	1	8	8.0	8	0
Woodeshick	1	2	2.0	2	0
Team	**171**	**2,259**	**13.2**	**98**	**11**
Opponents	**221**	**2,733**	**12.4**	**73t**	**15**

INTERCEPTIONS

	No.	Yds.	Avg.	Long	TD
Wilson	3	35	13.7	24	0
Farr	3	21	7.0	21	0
McGill	2	28	14.0	26	0
Hackbart	1	22	22.0	22	0
Staggs	1	7	7.0	7	0
Thompson	1	5	5.0	5	0
Team	**11**	**118**	**10.7**	**26**	**0**
Opponents	**23**	**289**	**12.6**	**41**	**3**

PUNT RETURNS

	Ret.	FC	Yds.	Avg.	Long	TD
Willingham	9	6	41	4.6	13	0
Wehrli	5	6	24	4.8	22	0
Gray	2	3	-4	-2.0	0	0
Team	**16**	**15**	**61**	**3.8**	**22**	**0**
Opponents	**37**	**22**	**144**	**3.9**	**18**	**0**

KICKOFF RETURNS

	No.	Yds.	Avg.	Long	TD
Moore	20	437	21.9	37	0
Gray	17	378	22.2	29	0
Willingham	9	194	21.6	28	0
Butler	4	85	21.2	27	0
Hyatt	1	41	41.0	41	0
Wehrli	1	10	10.0	10	0
Burns	1	7	7.0	7	0
Team	**53**	**1,152**	**21.7**	**41**	**0**
Opponents	**40**	**1,037**	**25.9**	**91t**	**1**

PUNTING

	No.	Yds.	Avg.	Long	Blk.
Anderson	72	2,847	39.5	61	0
Bakken	1	26	26.0	26	0
Team	**73**	**2,873**	**39.3**	**61**	**0**
Opponents	**48**	**1,892**	**39.4**	**62**	**2**

FIELD GOALS

	1–19	20–29	30–39	40–49	50+
Bakken	4–5	2–4	2–4	6–9	0–0
Team	**4–5**	**2–4**	**2–4**	**6–9**	**0–0**
Opponents	**7–8**	**5–7**	**9–13**	**6–12**	**1–6**

USUAL STARTING LINEUP

Offense
WR ..... Bobby Moore
LT ..... Dan Dierdorf
LG ..... Conrad Dobler
C ..... Tom Banks
Wayne Mulligan
RG ..... Bob Young
RT ... Wayne Mulligan
TE ..... Jackie Smith
WR ... Walker Gillette
QB ..... Gary Cuozzo
Tim Van Galder
Jim Hart
RB .. Donny Anderson
Johnny Roland
FB ..... Leon Burns
K ..... Jim Bakken

Defense
LE ..... Don Brumm
LT .. John Richardson
Fred Heron
RT ..... Bob Rowe
RE .... Ron Yankowski
Martin Imhof
LLB .. Larry Stallings
MLB ... Mark Arneson
RLB ..... Terry Miller
Jeff Staggs
LCB Norm Thompson
RCB ..... Miller Farr
Eric Washington
LS ..... Roger Wehrli
RS ..... Larry Wilson
P .... Donny Anderson

NOTES

William V. Bidwill gains full ownership of the franchise ... assistant coach **Chuck Drulis** collapses of a heart attack on the team charter airplane returning from a preseason game at Houston ... he is pronounced dead following an emergency landing in Little Rock, Ark. ... safety **Larry Wilson** doubles as player and assistant coach, then two weeks before the end of the season he announces his retirement after 13 seasons ... quarterback **Jim Hart** connects with **Ahmad Rashad** (nee Bobby Moore) for a 98-yard pass play vs. L.A. Rams Dec. 10, the longest non-scoring pass play in NFL history.

FINAL NFC EAST STANDINGS

Team	W	L	T	Pct.	Pts.	OP
Washington	11	3	0	.786	336	218
Dallas*	10	4	0	.714	319	240
N.Y. Giants	8	6	0	.571	331	247
St. Louis	4	9	1	.321	193	303
Philadelphia	2	11	1	.179	145	352

*Wild card playoff qualifier

PASSING

	Att.	Comp.	Yds.	Comp. %	Yds./Att.	TD	TD%	Int.	Int. %	Long	Sack/Lost	Rating
Cuozzo	158	69	897	43.7	5.67	5	3.1	11	6.9	68t	13/89	43.6
Hart	119	60	857	50.4	7.20	5	4.2	5	4.2	98	7/56	70.5
Galder	79	40	434	50.6	5.49	1	1.2	7	8.8	71	10/76	34.4
Anderson	3	2	71	66.7	23.66	0	0.0	0	0.0	38	0/0	109.7
Wilson	2	0	0	0.0	0.0	0	0.0	0	0.0	0	0/0	39.6
Smith	2	0	0	0.0	0.0	0	0.0	0	0.0	0	0/0	39.6
Team	**363**	**171**	**2,259**	**47.1**	**6.22**	**11**	**3.0**	**23**	**6.3**	**98**	**30/221**	**51.0**
Opponents	**365**	**221**	**2,733**	**60.6**	**7.48**	**15**	**4.1**	**11**	**3.0**	**73t**	**22/18**	**84.9**

1973 (4-9-1)
HEAD COACH DON CORYELL

Sept. 16	At Philadelphia	W	34–23	61,103
Sept. 23	**Washington**	**W**	**34–27**	**50,316**
Sept. 30	At Dallas	L	10–45	64,729
Oct. 7	**Oakland**	**L**	**10–17**	**49,051**
Oct. 14	**Philadelphia**	**L**	**24–27**	**44,400**
Oct. 21	At Washington	L	13–31	54,381
Oct. 28	**N.Y. Giants**	**W**	**35–27**	**47,589**
Nov. 4	**Denver**	**T**	**17–17**	**46,565**
Nov. 11	At Green Bay	L	21–25	52,922
Nov. 18	At N.Y. Giants	L	13–24	65,795
Nov. 25	At Cincinnati	L	24–42	50,918
Dec. 2	**Detroit**	**L**	**16–20**	**44,982**
Dec. 9	At Atlanta	W	32–10	48,030
Dec. 16	**Dallas**	**L**	**3–30**	**43,946**
			286–365	

Home: 2–4–1 (326,849). Away: 2–5 (397,878).

TEAM STATISTICS

	Cards	Opp.
Total First Downs	**238**	**307**
Rushing	96	135
Passing	111	157
Penalty	31	15
Total Net Yards	**4054**	**5149**
Avg. Per Game	289.6	367.8
Total Plays	837	950
Avg. Per Play	4.8	5.4
Net Yards Rushing	**1671**	**2120**
Avg. Per Game	170.2	216.4
Total Rushes	416	504
Net Yards Passing	**2383**	**3029**
Avg. Per Game	170.2	216.4
Sacked/Yards Lost	27/209	29/197
Gross Yards	2,592	3,226
Att./Comp./Pct.	394/210/53.3	417/252/60.4
Had Intercepted	15	10
Punts/Average	**66/37.5**	**54/41.4**
Penalties/Yards	**61/594**	**97/920**
Fumbles/Lost	**37/14**	**31/17**
Touchdowns	**31**	**42**
Rushing	13	16
Passing	16	23
Returns	2	3

SCORE BY PERIOD

	Q1	Q2	Q3	Q4	OT	Pts.
Team	65	53	66	102	0	286
Opponents	60	100	58	147	0	365

SCORING

	TD	R	P	R	PAT	FG	S	Pts.
Bakken	0	0	0	0	31/31	23/32	0	100
Anderson	13	10	3	0	0/0	0/0	0	78
Gray	7	0	7	0	0/0	0/0	0	42
Rashad	3	0	3	0	0/0	0/0	0	18
Shy	2	0	1	1	0/0	0/0	0	12
Metcalf	2	2	0	0	0/0	0/0	0	12
Smith	1	0	1	0	0/0	0/0	0	6
Gillette	1	0	1	0	0/0	0/0	0	6
McFarland	1	0	0	1	0/0	0/0	0	6
Otis	1	1	0	0	0/0	0/0	0	6
Team	**31**	**13**	**16**	**2**	**31/31**	**23/32**	**0**	**286**
Opponents	**39**	**16**	**23**	**3**	**41/42**	**23/34**	**0**	**365**

RUSHING

	No.	Yds.	Avg.	Long	TD
Anderson	167	679	4.1	54	10
Metcalf	148	628	4.2	50	2
Otis	55	235	4.3	19	1
Shy	16	66	4.1	7	0
Moss	14	41	2.9	13	0
Hammond	4	11	2.7	7	0
Keithley	8	29	3.6	18	0
Hart	3	-3	-1.0	0	0
Smith	1	-14	-14.0	0	0
Team	**416**	**1,671**	**4.0**	**54**	**13**
Opponents	**504**	**2,120**	**4.2**	**24**	**16**

RECEIVING

	No.	Yds.	Avg.	Long	TD
Smith	41	600	14.6	42	1
Anderson	41	409	10.0	44	3
Metcalf	37	316	8.5	35	0
Rashad	30	409	13.6	65t	3
Gray	29	513	17.7	80t	7
Gillette	20	244	12.2	48t	1
Hammond	4	39	9.8	23	0
Shy	3	15	5.0	6	1
Otis	2	19	9.5	14	0
McFarland	2	10	5.0	7	0
Maynard	1	18	18.0	18	0
Team	**210**	**2,592**	**12.3**	**80t**	**16**
Opponents	**252**	**3,226**	**12.8**	**54**	**23**

INTERCEPTIONS

	No.	Yds.	Avg.	Long	TD
Tolbert	2	34	17.0	26	0
Duren	2	13	6.5	13	0
Arneson	1	13	13.0	13	0
Rivers	1	11	11.0	11	0
Barnes	1	0	0.0	0	0
Detwiler	1	0	0.0	0	0
Stallings	1	0	0.0	0	0
Wehrli	1	0	0.0	0	0
Team	**10**	**71**	**7.1**	**26**	**0**
Opponents	**15**	**267**	**17.8**	**68t**	**2**

PUNT RETURNS

	Ret.	FC	Yds.	Avg.	Long	TD
Wehrli	9	7	92	10.2	33	0
Hammond	11	2	80	7.3	51	0
Thompson	6	2	18	3.0	6	0
Belton	1	2	2	2.0	2	0
Team	**27**	**13**	**192**	**7.1**	**51**	**0**
Opponents	**23**	**21**	**186**	**8.1**	**46**	**0**

KICKOFF RETURNS

	No.	Yds.	Avg.	Long	TD
Shy	16	445	27.8	97t	1
Hammond	12	314	26.2	46	0
Metcalf	4	124	36.3	48	0
Hayden	5	98	19.6	28	0
Belton	3	83	27.7	31	0
Moss	4	78	19.5	21	0
Gray	4	73	18.3	21	0
McFarland	3	57	19.0	19	0
Detwiler	3	55	18.3	20	0
Butz	1	23	23.0	23	0
Owens	1	19	19.0	19	0
Wehrli	2	0	0.0	0	0
Team	**58**	**1,369**	**23.6**	**97t**	**1**
Opponents	**57**	**1,350**	**23.7**	**97t**	**1**

PUNTING

	No.	Yds.	Avg.	Long	Blk.
Keithley	66	2,478	37.5	55	1
Team	**66**	**2,478**	**37.5**	**55**	**1**
Opponents	**54**	**2,236**	**41.4**	**62**	**1**

FIELD GOALS

	1–19	20–29	30–39	40–49	50+
Bakken	4–4	6–7	10–12	3–8	0–1
Team	**4–4**	**6–7**	**10–12**	**3–8**	**0–1**
Opponents	**10–10**	**6–8**	**6–7**	**1–6**	**1–3**

USUAL STARTING LINEUP

Offense
WR...Ahmad Rashad
LT..... Dan Dierdorf
LG.....Tom Banks
C.... Wayne Mulligan
RG.... Conrad Dobler
RT..... Dan Dierdorf
Ernie McMillan
Roger Finnie
TE.....Jackie Smith
WR.....Mel Gray
Walker Gillette
QB.....Jim Hart
FB.....Jim Otis
RB. Donny Anderson
K.....Jim Bakken

Defense
LE.....Dave Butz
LT..John Richardson
Leo Brooks
RT.....Bob Rowe
RE... Ron Yankowski
LLB.. Larry Stallings
MLB... Mark Arneson
RLB..... Pete Barnes
LCB..Dwayne Crump
Norm Thompson
RCB.... Roger Wehrli
SS.....Jim Tolbert
FS... Clarence Duren
Chuck Detwiler
P..... Gary Keithley

NOTES

Former San Diego State University Head Coach **Don Coryell**, with his fiery disposition and innovative offensive schemes, is named head coach ... he hires **Joe Gibbs** as running backs coach and **Jim Hanifan** as offensive line coach ... running back **Terry Metcalf** is drafted in third round ... **Jim Hart** is named starting quarterback ... despite 4–9–1 record, Card offense improves dramatically, boosting point output from 193 in 1972 to 286, and gains nearly 800 more total yards ... Cards complete only two of 10 passes at Atlanta Dec. 9 for single-game franchise low of nine yards as **Jim Bakken** kicks six field goals in 32–10 win.

FINAL NFC EAST STANDINGS

Team	W	L	T	Pct.	Pts.	OP
Dallas	10	4	0	.714	382	203
Washington*	10	4	0	.714	325	198
Philadelphia	5	8	1	.393	310	393
St. Louis	4	9	1	.321	286	365
N.Y. Giants	2	11	1	.179	226	362

*Wild card playoff qualifier

PASSING

	Att.	Comp.	Yds.	Comp. %	Yds./Att.	TD	TD%	Int.	Int. %	Long	Sack/Lost	Rating
Hart	320	178	2,223	55.6	6.95	15	4.7	10	3.1	69t	22/168	80.1
Keithley	73	32	369	43.8	5.05	1	1.4	5	6.8	80t	5/41	36.0
Hammond	1	0	0	0.0	0	0	0.0	0	0.0	0	0/0	39.6
Team	**394**	**210**	**2,592**	**53.3**	**6.58**	**16**	**4.1**	**15**	**3.8**	**80t**	**27/209**	**71.8**
Opponents	**417**	**252**	**3,226**	**60.4**	**7.74**	**23**	**5.5**	**10**	**2.4**	**54**	**29/197**	**93.0**

1974 (10-4)
HEAD COACH DON CORYELL

Sept. 15	**Philadelphia**	**W**	**7–3**	**40,322**
Sept. 22	At Washington	W	17–10	53,381
Sept. 29	**Cleveland**	**W**	**29–7**	**43,472**
Oct. 6	At San Francisco	W	34–9	48,675
Oct. 13	**Dallas**	**W**	**31–28**	**49,885**
Oct. 20	At Houston	W	31–27	26,371
Oct. 27	**Washington**	**W**	**23–20**	**49,410**
Nov. 3	At Dallas	L	14–17	64,146
Nov. 11	**Minnesota**	**L**	**24–28**	**50,184**
Nov. 17	At Philadelphia	W	13–3	61,982
Nov. 24	At N.Y. Giants	W	23–21	49,915
Dec. 1	**Kansas City**	**L**	**13–17**	**41,863**
Dec. 8	At New Orleans	L	0–14	57,152
Dec. 15	**N.Y. Giants**	**W**	**26–14**	**47,414**
			285–218	

Home: 5–2 (322,549). Away: 5–2 (361,622).

NFC Divisional Playoff

Dec. 21	At Minnesota	L	14–30	44,626

TEAM STATISTICS

	Cards	Opp.
Total First Downs	**247**	**249**
Rushing	120	108
Passing	117	122
Penalty	10	19
Total Net Yards	**4314**	**4251**
Avg. Per Game	308.1	303.6
Total Plays	873	909
Avg. Per Play	4.9	4.7
Net Yards Rushing	**1956**	**1888**
Avg. Per Game	139.7	134.9
Total Rushes	466	461
Net Yards Passing	**2358**	**2363**
Avg. Per Game	168.4	168.8
Sacked/Yards Lost	16/134	35/218
Gross Yards	2,492	2,581
Att./Comp./Pct.	391/201/51.4	413/230/55.7
Had Intercepted	8	16
Punts/Average	**81/38.7**	**85/39.2**
Penalties/Yards	**77/645**	**80/654**
Fumbles/Lost	**27/9**	**24/9**
Touchdowns	**36**	**27**
Rushing	12	15
Passing	20	11
Returns	4	1

SCORE BY PERIOD

	Q1	Q2	Q3	Q4	OT	Pts.
Team	56	80	100	49	0	285
Opponents	50	58	34	76	0	218

SCORING

	TD	R	P	R	PAT	FG	S	Pts.
Bakken	0	0	0	0	30/36	13/22	0	69
Metcalf	8	6	1	1	0/0	0/0	0	48
Anderson	6	3	3	0	0/0	0/0	0	36
Gray	6	0	6	0	0/0	0/0	0	36
Thomas	5	0	5	0	0/0	0/0	0	30
Smith	3	0	3	0	0/0	0/0	0	18
Hart	2	2	0	0	0/0	0/0	0	12
Cain	1	0	1	0	0/0	0/0	0	6
Otis	1	1	0	0	0/0	0/0	0	6
Thompson	1	0	0	1	0/0	0/0	0	6
Wehrli	1	0	0	1	0/0	0/0	0	6
Willard	1	0	1	0	0/0	0/0	0	6
Yankowski	1	0	0	1	0/0	0/0	0	6
Team	**36**	**12**	**20**	**4**	**30/36**	**13/22**	**0**	**285**
Opponents	**26**	**15**	**11**	**1**	**26/27**	**10/14**	**0**	**218**

RUSHING

	No.	Yds.	Avg.	Long	TD
Metcalf	152	718	4.7	75t	6
Otis	158	664	4.2	23	1
Anderson	90	316	3.5	16	3
Willard	40	175	4.4	12	0
Belton	12	49	4.1	10	0
Hart	10	21	2.1	16	2
Moss	4	13	3.3	5	0
Team	**466**	**1,956**	**4.2**	**75t**	**12**
Opponents	**461**	**1,888**	**4.1**	**66t**	**15**

RECEIVING

	No.	Yds.	Avg.	Long	TD
Metcalf	50	377	7.5	22t	1
Gray	39	770	19.7	80t	6
Thomas	34	513	15.1	52t	5
Smith	25	413	16.5	81	3
Otis	19	109	5.7	13	0
Anderson	15	116	7.7	25	3
Cain	13	152	11.7	40t	1
Willard	4	28	7.0	17	1
Hammond	2	14	7.0	9	0
Team	**201**	**2,492**	**12.4**	**81**	**20**
Opponents	**230**	**2,581**	**11.2**	**65**	**11**

INTERCEPTIONS

	No.	Yds.	Avg.	Long	TD
Thompson	6	190	31.7	56t	1
Wehrli	2	54	27.0	53t	1
Duren	2	29	14.5	20	0
Tolbert	2	22	11.0	22	0
Stallings	2	13	6.5	13	0
Reaves	1	54	54.0	54	0
Crump	1	10	10.0	10	0
Team	**16**	**372**	**23.3**	**56t**	**2**
Opponents	**8**	**75**	**9.4**	**18**	**0**

PUNT RETURNS

	Ret.	FC	Yds.	Avg.	Long	TD
Metcalf	26	3	340	13.1	43	0
Hammond	17	1	125	7.4	21	0
Wehrli	4	1	39	9.8	32	0
Belton	4	0	8	2.0	6	0
Tolbert	1	0	0	0.0	0	0
Duren	0	3	0	0.0	0	0
Stringer	0	1	0	0.0	0	0
Team	**52**	**9**	**512**	**9.8**	**43**	**0**
Opponents	**56**	**3**	**518**	**9.3**	**98t**	**1**

KICKOFF RETURNS

	No.	Yds.	Avg.	Long	TD
Metcalf	20	623	31.2	94t	1
Hammond	11	268	24.4	34	0
Moss	8	133	16.6	21	0
Belton	5	111	22.2	30	0
LeVeck	2	32	16.0	20	0
Reaves	1	22	22.0	22	0
Finnie	1	8	8.0	8	0
Cain	1	5	5.0	5	0
Crum	1	1	1.0	1	0
Team	**50**	**1,203**	**24.1**	**94t**	**1**
Opponents	**54**	**1,203**	**22.3**	**67**	**0**

PUNTING

	No.	Yds.	Avg.	Long	Blk.
Roberts	81	3,131	38.7	57	0
Team	**81**	**3,131**	**38.7**	**57**	**0**
Opponents	**85**	**3,329**	**39.2**	**69**	**0**

FIELD GOALS

	1–19	20–29	30–39	40–49	50+
Bakken	0–0	2–3	5–9	6–10	0–0
Team	**0–0**	**2–3**	**5–9**	**6–10**	**0–0**
Opponents	**0–0**	**6–6**	**1–2**	**3–5**	**0–1**

USUAL STARTING LINEUP

Offense

LE . . Sonny Randle
WR . . . Earl Thomas
LT. . .Ernie McMillan
LG . . . . Bob Young
Roger Finnie
C . . . Tom Brahaney
RG . . Conrad Dobler
RT . . . Dan Dierdorf
TE . . .Jackie Smith
WR . . . . . .Mel Gray
QB . . . . . .Jim Hart
FB . . . . . .Jim Otis
RB . . .Terry Metcalf
K . . . . .Jim Bakken

Defense

LE Council Rudolph
LT. . . . . Leo Brooks
RT . . . . . .Bob Rowe
RE . Ron Yankowski
LLB .Larry Stallings
MLB . Mark Arneson
RLB . . Pete Barnes
LCB Norm Thompson
Jim Tolbert
RCB . . Roger Wehrli
SS . . . . Ken Reaves
FS . Clarence Duren
P . . . . .Hal Roberts

NOTES

Cards win first seven games en route to 10–4 record … six wins achieved by seven points or less … capture NFC Eastern Division title on final day of the season with 26–14 win over N.Y. Giants at Busch Stadium Dec. 15 … Cards lose 30–14 playoff contest at Minnesota Dec. 21, the team's first postseason appearance since 1948 … quarterback **Jim Hart** is named NFC player-of-the-year, running back **Terry Metcalf** is runner-up to Hart in the poll, and **Don Coryell** is named consensus NFL coach-of-the-year … offensive line allows NFL-low 16 quarterback sacks … Hart tosses 20 touchdowns with just eight interceptions in 388 attempts … Metcalf sets Card record with 2,058 combined yards, including a 4.7-yard rushing average with six touchdowns, 50 pass receptions, and kick-return figures of 31.2 yards on 20 kickoffs and 13.1 yards on 26 punts.

FINAL NFC EAST STANDINGS

Team	W	L	T	Pct.	Pts.	OP
St. Louis	10	4	0	.714	285	218
Washington*	10	4	0	.714	320	196
Dallas	8	6	0	.571	297	235
Philadelphia	7	7	0	.500	242	217
N.Y. Giants	2	12	0	.143	195	299

*Wild card playoff qualifier

PASSING

	Att.	Comp.	Yds.	Comp. %	Yds./Att.	TD	TD%	Int.	Int. %	Long	Sack/Lost	Rating
Hart	388	200	2,411	51.5	6.21	20	5.2	8	2.1	80t	16/134	79.5
Hammond	1	1	81	100.0	81.00	0	0.0	0	0.0	81	0/0	118.8
Metcalf	2	0	0	0.0	0.0	0	0.0	0	0.0	0	0/0	39.6
Team	**391**	**201**	**2,492**	**51.4**	**6.37**	**20**	**5.2**	**8**	**2.1**	**81**	**16/134**	**80.1**
Opponents	**413**	**230**	**2,581**	**55.7**	**6.25**	**11**	**2.7**	**16**	**3.9**	**65**	**35/218**	**67.3**

1975 (11-3)
HEAD COACH DON CORYELL

Sept. 21	**Atlanta**	**W**	**23–20**	**42,172**
Sept. 28	At Dallas	L	31–37 (OT)	52,417
Oct. 5	**N.Y. Giants**	**W**	**26–14**	**44,919**
Oct. 13	At Washington	L	17–27	54,693
Oct. 19	**Philadelphia**	**W**	**31–20**	**45,242**
Oct. 25	At N.Y. Giants	W	20–13	49,598
Nov. 2	**New England**	**W**	**24–17**	**45,907**
Nov. 9	At Philadelphia	W	24–23	60,277
Nov. 16	**Washington**	**W**	**20–17 (OT)**	**49,919**
Nov. 23	At N.Y. Jets	W	37–6	53,169
Nov. 27	**Buffalo**	**L**	**14–32**	**41,899**
Dec. 7	**Dallas**	**W**	**31–17**	**49,701**
Dec. 14	At Chicago	W	34–20	35,052
Dec. 21	At Detroit	W	24–13	64,656
			356–276	

Home: 6–1 (319,759). Away: 5–2 (369,862).

NFC Divisional Playoff

Dec. 27	At L.A Rams	L	23–35	72,650

TEAM STATISTICS

	Cards	Opp.
Total First Downs	**276**	**284**
Rushing	131	118
Passing	128	142
Penalty	17	24
Total Net Yards	**4955**	**4595**
Avg. Per Game	353.9	328.2
Total Plays	918	957
Avg. Per Play	5.4	4.8
Net Yards Rushing	**2402**	**1925**
Avg. Per Game	171.6	137.5
Total Rushes	555	487
Net Yards Passing	**2553**	**2670**
Avg. Per Game	182.4	190.7
Sacked/Yards Lost	8/66	24/192
Gross Yards	2,619	2,862
Att./Comp./Pct.	355/187/52.7	446/233/52.2
Had Intercepted	20	22
Punts/Average	**64/37.7**	**67/40.1**
Penalties/Yards	**83/730**	**82/679**
Fumbles/Lost	**33/19**	**26/15**
Touchdowns	**43**	**34**
Rushing	19	16
Passing	20	16
Returns	4	2

SCORE BY PERIOD

	Q1	Q2	Q3	Q4	OT	Pts.
Team	96	83	82	92	3	356
Opponents	38	61	79	92	6	276

SCORING

	TD	R	P	R	PAT	FG	S	Pts.
Bakken	0	0	0	0	40/42	19/24	0	97
Metcalf	13	9	2	2	0/0	0/0	0	78
M Gray	11	0	11	0	0/0	0/0	0	66
Otis	6	5	1	0	0/0	0/0	0	36
Jones	3	2	1	0	0/0	0/0	0	18
Smith	2	0	2	0	0/0	0/0	0	12
Thomas	2	0	2	0	0/0	0/0	0	12
Cain	1	0	1	0	0/0	0/0	0	6
Crump	1	0	0	1	0/0	0/0	0	6
Hart	1	1	0	0	0/0	0/0	0	6
Latin	1	1	0	0	0/0	0/0	0	6
Moss	1	1	0	0	0/0	0/0	0	6
Thompson	1	0	0	1	0/0	0/0	0	6
Wehrli	0	0	0	0	1/1	0/0	0	1
Team	**43**	**19**	**20**	**4**	**41/43**	**19/24**	**0**	**356**
Opponents	**34**	**16**	**16**	**2**	**27/33**	**15/26**	**0**	**276**

SACKS

Rudolph 2.0, Rowe 2.0, Brooks 1.0, Duren 1.0, Reaves 1.0, Crump 1.0

Team 22.0 , Opponents 17.0

RUSHING

	No.	Yds.	Avg.	Long	TD
Otis	269	1,076	4.0	30	5
Metcalf	165	816	4.9	52t	9
Jones	54	275	5.1	23	2
Latin	35	165	4.7	57t	1
Ashton	10	44	4.4	9	0
Hammond	3	13	4.3	6	0
Moss	4	12	3.0	5t	1
Hart	11	7	0.6	6	1
M. Gray	1	6	6.0	6	0
Shaw	3	-12	-4.0	-2	0
Team	**555**	**2,402**	**4.3**	**57t**	**19**
Opponents	**487**	**1,925**	**4.0**	**32t**	**16**

RECEIVING

	No.	Yds.	Avg.	Long	TD
M. Gray	48	926	19.3	74t	11
Metcalf	43	378	8.8	30t	2
Thomas	21	375	17.9	80t	2
Jones	19	194	10.2	21	1
Harris	15	266	17.7	36	0
Smith	13	246	18.9	45	2
Cain	12	134	11.2	18	1
Otis	12	69	5.8	12	1
Latin	2	25	12.5	16	0
Hammond	2	6	3.0	10	0
Team	**187**	**2,619**	**14.0**	**80t**	**20**
Opponents	**233**	**2,862**	**12.3**	**48**	**16**

INTERCEPTIONS

	No.	Yds.	Avg.	Long	TD
Thompson	7	141	20.1	61t	1
Wehrli	6	31	5.2	31	0
Reaves	3	7	2.3	9	0
Barnes	2	26	13.0	23	0
Duren	1	23	23.0	23	0
Rudolph	1	18	18.0	18	0
Arneson	1	6	6.0	6	0
Stallings	1	-3	-3.0	-3	0
Team	**22**	**249**	**11.3**	**61t**	**1**
Opponents	**20**	**216**	**10.8**	**38**	**0**

PUNT RETURNS

	Ret.	FC	Yds.	Avg.	Long	TD
Metcalf	23	3	285	12.4	69t	1
Hammond	9	2	70	7.8	30	0
M. Gray	7	1	53	7.6	27	0
Wehrli	1	0	2	2.0	2	0
Team	**40**	**6**	**410**	**10.3**	**69t**	**1**
Opponents	**34**	**7**	**329**	**9.7**	**43**	**0**

KICKOFF RETURNS

	No.	Yds.	Avg.	Long	TD
Metcalf	35	960	27.4	93t	1
Hammond	13	254	19.5	29	0
Smith	1	25	25.0	25	0
Moss	1	21	21.0	21	0
T. Gray	1	20	20.0	20	0
Hartle	1	20	20.0	20	0
Jones	1	18	18.0	18	0
Wehrli	1	10	10.0	10	0
Reaves	1	9	9.0	9	0
Team	**55**	**1,337**	**24.3**	**93t**	**1**
Opponents	**71**	**1,609**	**22.7**	**97t**	**1**

PUNTING

	No.	Yds.	Avg.	Long	Blk.
West	64	2,412	37.7	58	1
Team	**64**	**2,412**	**37.7**	**58**	**1**
Opponents	**67**	**2,688**	**40.1**	**59**	**0**

FIELD GOALS

	1–19	20–29	30–39	40–49	50+
Bakken	0–0	10–11	5–7	4–6	0–0
Team	**0–0**	**10–11**	**5–7**	**4–6**	**0–0**
Opponents	**0–0**	**4–4**	**5–9**	**6–9**	**0–4**

USUAL STARTING LINEUP

Offense

WR ..... Ike Harris
LT ..... Roger Finnie
LG ..... Bob Young
C ..... Tom Banks
RG ..... Conrad Dobler
RT ..... Dan Dierdorf
TE ..... Jackie Smith
J.V. Cain
WR ..... Mel Gray
QB ..... Jim Hart
FB ..... Jim Otis
RB ..... Terry Metcalf
K ..... Jim Bakken

Defense

LE ..... Bob Bell
LT ..... Charlie Davis
RT ..... Bob Rowe
RE ..... Ron Yankowski
LLB ... Larry Stallings
MLB .... Mark Arneson
RLB ..... Pete Barnes
LCB .. Norm Thompson
RCB ..... Roger Wehrli
SS ..... Ken Reaves
FS .... Clarence Duren
P ..... Jeff West

NOTES

Led by Pro Bowl offensive linemen **Dan Dierdorf**, **Conrad Dobler**, and **Tom Banks**, Cards win a second consecutive NFC Eastern Division title with an 11–3 mark, a franchise best since an 11–1 record by the 1948 team ... fullback **Jim Otis** leads the NFC in rushing with 1,076 yards, running back/kick returner **Terry Metcalf**—a consensus NFL most valuable player—sets league record with 2,462 combined yards, and quarterback **Jim Hart** performs behind an offensive line that ties an NFL record by allowing just eight quarterback sacks ... wide receiver **Mel Gray** catches controversial touchdown pass from Hart with 25 seconds left in regulation, known as the "Phantom Catch," to send game into overtime as Cards win 20–17 over Washington ... Cards travel to Los Angeles to face Rams in playoff contest and lose 35–23 after trailing 28–9 at halftime ... seven offensive players go to the Pro Bowl (Dierdorf, Dobler, Banks, Hart, Metcalf, Gray, and Otis).

FINAL NFC EAST STANDINGS

Team	W	L	T	Pct.	Pts.	OP
St. Louis	11	3	0	.786	356	276
Dallas*	10	4	0	.714	350	268
Washington	8	6	0	.571	325	276
N.Y. Giants	5	9	0	.357	216	306
Philadelphia	4	10	0	.286	225	302

*Wild card playoff qualifier

PASSING

	Att.	Comp.	Yds.	Comp. %	Yds./Att.	TD	TD%	Int.	Int. %	Long	Sack/Lost	Rating
Hart	345	182	2,507	52.8	7.27	19	5.5	19	5.5	80t	6/43	71.8
Shaw	8	4	61	50.0	7.63	0	0.0	1	12.5	21	1/14	36.0
Metcalf	2	1	51	50.0	25.50	1	5.0	0	0.0	51t	0/0	135.4
Bakken	0	0	0	0.0	0.00	0	0.0	0	0.0	0	1/9	0.0
Team	**355**	**187**	**2,619**	**52.7**	**7.38**	**20**	**5.6**	**20**	**5.6**	**80t**	**8/66**	**72.1**
Opponents	**446**	**233**	**2,862**	**52.2**	**6.42**	**16**	**3.6**	**22**	**4.9**	**48**	**24/192**	**63.9**

1976 (10-4)
HEAD COACH DON CORYELL

Sept. 12	At Seattle	W	30–24	58,441
Sept. 19	**Green Bay**	**W**	**29–0**	**48,842**
Sept. 26	At San Diego	L	24–43	40,212
Oct. 3	**N.Y. Giants**	**W**	**27–21**	**48,039**
Oct. 10	**Philadelphia**	**W**	**33–14**	**44,933**
Oct. 17	**Dallas**	**W**	**21–17**	**50,317**
Oct. 25	At Washington	L	10–20	48,325
Oct. 31	**San Francisco**	**W**	**23–20 (OT)**	**50,365**
Nov. 7	At Philadelphia	W	17–14	60,760
Nov. 14	At L.A.	W	30–28	64,698
Nov. 21	**Washington**	**L**	**10–16**	**49,833**
Nov. 25	At Dallas	L	14–19	62,498
Dec. 4	**Baltimore**	**W**	**24–17**	**48,282**
Dec. 12	At N.Y. Giants	W	17–14	60,553
			309–267	

Home: 6-1 (340,611). Away: 4-3 (395,487).

TEAM STATISTICS

	Cards	Opp.
Total First Downs	**307**	**239**
Rushing	140	111
Passing	142	105
Penalty	25	23
Total Net Yards	**5136**	**4089**
Avg. Per Game	366.9	292.1
Total Plays	989	864
Avg. Per Play	5.2	4.7
Net Yards Rushing	**2301**	**1979**
Avg. Per Game	164.4	141.4
Total Rushes	580	491
Net Yards Passing	**2835**	**2110**
Avg. Per Game	202.5	150.7
Sacked/Yards Lost	17/132	31/248
Gross Yards	2,967	2,358
Att./Comp./Pct.	392/220/56.1	342/176/51.5
Had Intercepted	13	19
Punts/Average	**66/35.3**	**71/38.8**
Net Punting Average	**27.1**	**31.3**
Penalties/Yards	**84/683**	**83/698**
Fumbles/Lost	**44/24**	**32/20**
Touchdowns	**36**	**34**
Rushing	17	19
Passing	18	13
Returns	1	2

SCORE BY PERIOD

	Q1	Q2	Q3	Q4	OT	Pts.
Team	60	80	75	91	3	309
Opponents	67	70	38	92	0	267

SCORING

	TD	R	P	R	PAT	FG	S	Pts.
Bakken	0	0	0	0	33/35	20/27	0	93
Jones	9	8	1	0	0/0	0/0	0	54
Metcalf	7	3	4	0	0/0	0/0	0	42
Gray	5	0	5	0	0/0	0/0	0	30
Cain	5	0	5	0	0/0	0/0	0	30
Morris	4	3	1	0	0/0	0/0	0	24
Otis	2	2	0	0	0/0	0/0	0	12
Latin	1	1	0	0	0/0	0/0	0	6
Harris	1	0	1	0	0/0	0/0	0	6
Tilley	1	0	1	0	0/0	0/0	0	6
Sensibaugh	1	0	0	1	0/0	0/0	0	6
Team	**36**	**17**	**18**	**1**	**33/35**	**20/27**	**0**	**309**
Opponents	**34**	**19**	**13**	**2**	**31/34**	**10/20**	**0**	**267**

SACKS

Zook 7.0, Bell 7.0, Dawson 2.0, Arneson 2.0, Kearney 1.0, Yankowski 1.0, White 1.0, Upshaw 1.0.

Team 22.0 , Opponents 17.0

RUSHING

	No.	Yds.	Avg.	Long	TD
Otis	233	891	3.8	23	2
Metcalf	134	537	4.0	36	3
Jones	113	451	4.0	19	8
Morris	64	292	4.6	27	3
Latin	25	115	4.6	26	0
Wehrli	2	8	4.0	8	0
Hart	8	7	0.9	10	0
Joyce	1	0	0.0	0	0
Team	**580**	**2,301**	**4.0**	**36**	**17**
Opponents	**491**	**1,979**	**4.0**	**26**	**19**

RECEIVING

	No.	Yds.	Avg.	Long	TD
Harris	52	782	15.0	40	1
Gray	36	686	19.1	77t	5
Metcalf	33	388	11.8	48t	4
Jones	29	152	5.2	15	1
Tilley	26	407	13.7	45	1
Cain	26	400	15.4	34	5
Morris	8	75	9.4	19	1
Latin	4	35	8.8	15	0
Smith	3	22	7.3	16	0
Otis	2	15	7.5	8	0
Hammond	1	5	5.0	5	0
Team	**220**	**2,967**	**13.5**	**77t**	**18**
Opponents	**176**	**2,358**	**13.4**	**72t**	**13**

INTERCEPTIONS

	No.	Yds.	Avg.	Long	TD
Thompson	4	83	20.8	38	0
Sensibaugh	4	60	15.0	35t	1
Wehrli	4	31	7.8	26	0
Reaves	2	41	20.5	25	0
White	2	20	10.0	16	0
Duren	1	8	8.0	8	0
Arneson	1	0	0.0	0	0
Kearney	1	0	0.0	0	0
Team	**19**	**243**	**12.8**	**38**	**1**
Opponents	**13**	**134**	**10.3**	**25**	**0**

PUNT RETURNS

	Ret.	FC	Yds.	Avg.	Long	TD
Metcalf	17	1	188	11.1	39	0
Tilley	15	0	146	9.7	17	0
Hammond	3	0	16	5.3	8	0
Neils	1	0	0	0.0	0	0
Team	**36**	**1**	**350**	**9.7**	**39**	**0**
Opponents	**33**	**3**	**304**	**9.2**	**71t**	**1**

KICKOFF RETURNS

	No.	Yds.	Avg.	Long	TD
Latin	16	357	22.3	39	0
Metcalf	16	325	20.3	33	0
Morris	9	181	20.1	34	0
Smith	3	63	21.0	35	0
Crump	3	57	19.0	30	0
Hammond	2	36	18.0	21	0
Nelson	1	43	43.0	43	0
McGraw	1	13	13.0	13	0
Okoniewski	1	12	12.0	12	0
Oates	1	12	12.0	12	0
Severson	1	3	3.0	3	0
Team	**54**	**1,102**	**20.4**	**43**	**0**
Opponents	**66**	**1,623**	**24.6**	**90t**	**1**

PUNTING

	No.	Yds.	Avg.	TB	In20	Lg	Blk.
Joyce	64	2,331	36.4	12	12	54	0
Team	**66**	**2,331**	**35.3**	**12**	**12**	**54**	**0**
Opponents	**71**	**2,754**	**38.8**	**9**	**25**	**60**	**0**

FIELD GOALS

	1–19	20–29	30–39	40–49	50+
Bakken	0–0	10–11	6–8	4–8	0–0
Team	**0–0**	**10–11**	**6–8**	**4–8**	**0–0**
Opponents	**0–0**	**3–6**	**4–7**	**3–7**	**0–0**

USUAL STARTING LINEUP

Offense
WR ..... Ike Harris
LT ..... Roger Finnie
LG ..... Bob Young
C ..... Tom Banks
RG ..... Conrad Dobler
RT ..... Dan Dierdorf
TE ..... J.V. Cain
WR ..... Mel Gray
QB ..... Jim Hart
RB ..... Terry Metcalf
FB ..... Jim Otis
K ..... Jim Bakken

Defense
LE ..... John Zook
LT ..... Charlie Davis
RT ..... Mike Dawson
RE ..... Bob Bell
Ron Yankowski
LLB .... Larry Stallings
MLB ..... Tim Kearney
RLB ..... Mark Arneson
LCB . Norm Thompson
RCB ..... Roger Wehrli
SS ..... Ken Reaves
FS .. Mike Sensibaugh
P ..... Terry Joyce

NOTES

Despite 10–4 record (6–1 at home), Cards lose tie-breaker with Washington and fail to qualify for playoffs ... Cards defeat N.Y. Giants to stay alive in playoff race, needing the division-leading Cowboys to defeat Washington at Dallas later that day ... but the win 27–14 and Cards became first team in seven-year history of the NFC to go 10–4 and not gain a post-season berth ... eight Card victories by seven points or less earn "Cardiac Cards" moniker ... Cardinals and Chargers play preseason game in Tokyo, Japan, the first NFL game played outside North America ... Cards set NFL record with eight lost fumbles at Washington Oct. 25.

FINAL NFC EAST STANDINGS

Team	W	L	T	Pct.	Pts.	OP
Dallas	11	3	0	.786	296	194
Washington*	10	4	0	.714	291	217
St. Louis	10	4	0	.714	309	267
Philadelphia	4	10	0	.286	165	286
N.Y. Giants	3	11	0	.214	170	250

*Wild card playoff qualifier

PASSING

	Att.	Comp.	Yds.	Comp. %	Yds./Att.	TD	TD%	Int.	Int. %	Long	Sack/Lost	Rating
Hart	388	218	2,946	56.2	7.59	18	4.6	13	3.4	77t	17/132	81.7
Donckers	1	1	16	100.0	16.00	0	0.0	0	0.0	16	0/0	119.0
Wyche	1	1	5	100.0	5.00	0	0.0	0	0.0	5	0/0	87.5
Metcalf	1	0	0	00.0	0.00	0	0.0	0	0.0	0	0/0	39.6
Wehrli	1	0	0	00.0	0.00	0	0.0	0	0.0	0	0/0	39.6
Team	**392**	**220**	**2,967**	**56.1**	**7.57**	**18**	**4.6**	**13**	**3.3**	**77t**	**17/132**	**82.0**
Opponents	**342**	**176**	**2,358**	**51.5**	**6.89**	**13**	**3.8**	**19**	**5.6**	**72t**	**31/248**	**63.1**

1977 (7-7)
HEAD COACH DON CORYELL

Sept. 18	At Denver	L	0–7	75,002
Sept. 25	**Chicago**	**W**	**16–13**	**49,878**
Oct. 2	At Wash.	L	14–24	55,031
Oct. 9	**Dallas**	**L**	**24–30**	**50,129**
Oct. 16	At Phila.	W	21–17	64,535
Oct. 23	**New Orleans**	**W**	**49–31**	**48,417**
Oct. 31	**N.Y. Giants**	**W**	**28–0**	**50,323**
Nov. 6	At Minnesota	W	27–7	47,066
Nov. 14	At Dallas	W	24–17	63,038
Nov. 20	**Philadelphia**	**W**	**21–16**	**48,768**
Nov. 24	**Miami**	**L**	**14–55**	**50,269**
Dec. 4	At N.Y. Giants	L	7–27	71,826
Dec. 10	**Washington**	**L**	**20–26**	**36,067**
Dec. 18	At Tampa Bay	L	7–17	56,922
			272–287	

Home: 4–3 (333,851). Away: 3–4 (433,420).

TEAM STATISTICS

	Cards	Opp.
Total First Downs	**247**	**258**
Rushing	114	122
Passing	117	120
Penalty	16	16
Total Net Yards	**4532**	**4504**
Avg. Per Game	323.7	321.7
Total Plays	887	915
Avg. Per Play	5.1	4.9
Net Yards Rushing	**2042**	**2237**
Avg. Per Game	145.9	159.7
Total Rushes	507	514
Net Yards Passing	**2490**	**2267**
Avg. Per Game	177.9	161.9
Sacked/Yards Lost	15/109	25/209
Gross Yards	2,608	2,476
Att./Comp./Pct.	366/195/53.3	375/198/52.8
Had Intercepted	21	19
Punts/Average	**71/36.7**	**72.39.5**
Penalties/Yards	**98/835**	**83/812**
Fumbles/Lost	**30/16**	**19/12**
Touchdowns	**36**	**34**
Rushing	19	11
Passing	14	22
Returns	3	1

SCORE BY PERIOD

	Q1	Q2	Q3	Q4	OT	Pts.
Team	44	89	55	84	0	272
Opponents	54	81	73	79	0	287

SCORING

	TD	R	P	R	PAT	FG	S	Pts.
Morris	9	8	1	0	0/0	0/0	0	54
Metcalf	6	4	2	0	0/0	0/0	0	36
Gray	5	0	5	0	0/0	0/0	0	30
Harris	3	0	3	0	0/0	0/0	0	18
Jones	3	3	0	0	0/0	0/0	0	18
Cain	2	0	2	0	0/0	0/0	0	12
Latin	2	2	0	0	0/0	0/0	0	12
Otis	2	2	0	0	0/0	0/0	0	12
Davis	1	0	0	1	0/0	0/0	0	6
Dobler	1	0	0	1	0/0	0/0	0	6
Sensibaugh	1	0	0	1	0/0	0/0	0	6
Smith	1	0	1	0	0/0	0/0	0	6
Bakken	0	0	0	0	35/36	7/16	0	56
Team	**36**	**19**	**14**	**3**	**35/36**	**7/16**	**0**	**272**
Opponents	**33**	**11**	**22**	**1**	**32/34**	**17/23**	**0**	**287**

SACKS

Dawson, 8.5, Davis, 6.0, Zook 4.5, Yankowski 4.0, Severson 2.0, Arneson 2.0, Bell 1.0, Bradley 1.0, Matheson 1.0.

Team 30.0 , Opponents 15.0

RUSHING

	No.	Yds.	Avg.	Long	TD
Metcalf	149	739	5.0	62	4
Morris	165	661	4.0	35	8
Otis	99	334	3.4	25	2
Latin	56	208	3.7	17	2
Jones	24	77	3.2	18	3
Hart	11	18	1.6	13	0
Wehrli	1	19	19.0	19	0
Gray	1	–1	–1.0	–1	0
Joyce	1	–13	–13.0	–13	0
Team	**507**	**2,042**	**4.0**	**62**	**19**
Opponents	**514**	**2,237**	**4.4**	**62**	**11**

RECEIVING

	No.	Yds.	Avg.	Long	TD
Harris	40	547	13.7	38	3
Gray	38	782	20.6	69	5
Metcalf	34	403	11.9	68	2
Cain	25	328	13.1	38	2
Morris	23	222	9.7	34	1
Jones	12	66	5.5	16	0
Latin	9	89	9.9	20	0
Tilley	6	64	10.7	31	0
Smith	5	49	9.8	13	1
Otis	2	18	9.0	9	0
Stone	1	40	40.0	40	0
Team	**195**	**2,608**	**13.4**	**69**	**14**
Opponents	**198**	**2,476**	**12.5**	**64**	**22**

INTERCEPTIONS

	No.	Yds.	Avg.	Long	TD
Wehrli	5	44	8.8	41	0
Nelson	4	37	9.3	26	0
Sensibaugh	3	110	36.7	79	1
Reaves	2	17	8.5	10	0
Arneson	2	23	11.5	15	0
Allen	1	22	22.0	22	0
Severson	1	0	0.0	0	0
Kellum	1	14	14.0	14	0
Team	**19**	**267**	**14.1**	**79**	**1**
Opponents	**21**	**183**	**8.7**	**54**	**1**

PUNT RETURNS

	Ret.	FC	Yds.	Avg.	Long	TD
Metcalf	14	0	108	7.7	23	0
Tilley	13	4	111	8.5	21	0
Bradley	11	0	77	7.0	14	0
Nelson	1	0	4	4.0	4	0
Severson	1	0	0	0.0	0	0
Team	**40**	**4**	**300**	**7.5**	**23**	**0**
Opponents	**33**	**11**	**157**	**4.8**	**24**	**0**

KICKOFF RETURNS

	No.	Yds.	Avg.	Long	TD
Metcalf	32	772	24.1	51	0
Jones	8	132	16.5	25	0
Nelson	3	68	22.7	36	0
Latin	3	79	26.3	33	0
Morris	2	39	19.5	22	0
Smith	2	25	12.5	15	0
Others	9	156	17.3	28	0
Team	**59**	**1,271**	**21.5**	**51**	**0**
Opponents	**55**	**1,104**	**20.1**	**35**	**0**

PUNTING

	No.	Yds.	Avg.	TB	In20	Lg	Blk.
Joyce	22	851	38.7	2	5	58	0
Carrell	49	1,757	35.9	4	11	53	0
Team	**71**	**2,608**	**36.7**	**6**	**16**	**58**	**0**
Opponents	**72**	**2,843**	**39.5**	**4**	**14**	**63**	**0**

FIELD GOALS

	1–19	20–29	30–39	40–49	50+
Bakken	0–0	2–2	3–5	2–8	0–1
Team	**0–0**	**2–2**	**3–5**	**2–8**	**0–1**
Opponents	**0–0**	**9–11**	**3–5**	**5–9**	**0–1**

USUAL STARTING LINEUP

Offense

WR ..... Ike Harris
LT ..... Roger Finnie
LG ..... Bob Young
C ..... Tom Banks
RG ..... Conrad Dobler
RT ..... Dan Dierdorf
TE ..... J.V. Cain
WR ..... Mel Gray
QB ..... Jim Hart
RB ..... Terry Metcalf
FB ..... Jim Otis
K ..... Jim Bakken

Defense

LE ..... John Zook
LT ..... Charlie Davis
RT ..... Mike Dawson
RE ..... Bob Bell
Ron Yankowski
LLB .... Larry Stallings
MLB ..... Tim Kearney
RLB ..... Mark Arneson
LCB . Norm Thompson
RCB ..... Roger Wehrli
SS ..... Ken Reaves
FS .. Mike Sensibaugh
P ..... Terry Joyce

NOTES

Though saddled with a 1–3 start, Head Coach **Don Coryell** rallies his troops to six consecutive victories and a 7–3 record entering the final stretch of the season ... four losses, however, drop the Cards to 7–7 and Coryell abandons the Midwest to join the San Diego Chargers ... QB **Jim Hart** sets club mark with 12 consecutive pass completions vs. Chicago Sept. 25 ... FB **Wayne Morris** rushes for 182 yards on 27 carries on Nov. 6 at Minnesota, the fourth-highest single-game effort in team history ... Cards deal 8–0 Dallas its first defeat of the season, a 24–17 decision in Texas Stadium before a "Monday Night Football" audience Nov. 14 ... Miami quarterback Bob Griese ties Card opponent mark with six touchdown passes in 55–14 Dolphin win Nov. 24.

FINAL NFC EAST STANDINGS

Team	W	L	T	Pct.	Pts.	OP
Dallas#	12	2	0	.857	345	212
Washington	9	5	0	.643	196	189
St. Louis	7	7	0	.500	272	287
Philadelphia	5	9	0	.357	220	207
N.Y. Giants	5	9	0	.357	181	265

#Top NFC playoff seed

PASSING

	Att.	Comp.	Yds.	Comp. %	Yds./Att.	TD	TD%	Int.	Int. %	Long	Sack/Lost	Rating
Hart	355	186	2,542	.524	7.16	13	3.7	20	5.6	69	13/89	64.5
Donckers	5	5	38	1.000	7.60	0	0.0	0	0.0	16	1/11	98.3
Metcalf	5	3	27	.600	5.40	1	2.0	1	2.0	11	1/9	74.6
Joyce	1	1	1	1.000	1.00	0	0.0	0	0.0	1	0/0	79.2
Team	**366**	**195**	**2,608**	**.533**	**7.13**	**14**	**3.8**	**21**	**5.8**	**69**	**15/109**	**64.6**
Opponents	**375**	**198**	**2,476**	**.528**	**6.60**	**22**	**5.9**	**19**	**5.1**	**64**	**25/209**	**72.6**

1978 (6-10)
HEAD COACH BUD WILKINSON

Sept. 3	At Chicago	L	10–17	52,791
Sept. 10	**New England**	**L**	**6–16**	**48,233**
Sept. 17	**Washington**	**L**	**10–28**	**49,282**
Sept. 24	At Dallas	L	12–21	62,760
Oct. 1	At Miami	L	10–24	43,882
Oct. 8	**Baltimore**	**L**	**17–30**	**47,479**
Oct. 15	**Dallas**	**L**	**21–24 (OT)**	**48,991**
Oct. 22	At N.Y. Jets	L	10–23	49,244
Oct. 29	At Phila.	W	16–10	62,989
Nov. 5	**N.Y. Giants**	**W**	**20–10**	**48,820**
Nov. 12	At S. F.	W	16–10	33,155
Nov. 19	At Wash.	W	27–17	52,460
Nov. 26	**Philadelphia**	**L**	**10–14**	**39,693**
Dec. 3	**Detroit**	**W**	**21–14**	**39,200**
Dec. 10	At N.Y. Giants	L	0–17	52,226
Dec. 17	**Atlanta**	**W**	**42–21**	**40,022**
			248–296	

Home: 3–5 (361,720). Away: 3–5 (409,507).

TEAM STATISTICS

	Cards	Opp.
Total First Downs	**281**	**285**
Rushing	103	131
Passing	158	131
Penalty	20	23
Total Net Yards	**5125**	**4742**
Avg. Per Game	320.3	296.4
Total Plays	1,103	1,054
Avg. Per Play	4.6	4.5
Net Yards Rushing	**1954**	**2395**
Avg. Per Game	122.1	149.7
Total Rushes	554	588
Net Yards Passing	**3171**	**2347**
Avg. Per Game	198.2	146.7
Sacked/Yards Lost	22/186	37/290
Gross Yards	3,357	2,641
Att./Comp./Pct.	508/252/49.7	428/212/49.5
Had Intercepted	21	26
Punts/Average	**101/37.8**	**93/39.3**
Penalties/Yards	**105/890**	**96/809**
Fumbles/Lost	**28/14**	**33/16**
Touchdowns	**31**	**37**
Rushing	14	15
Passing	16	19
Returns	1	3

SCORE BY PERIOD

	Q1	Q2	Q3	Q4	OT	Pts.
Team	54	110	39	45	0	248
Opponents	53	96	68	76	3	296

SCORING

	TD	R	P	R	PAT	FG	S	Pts.
Bakken	0	0	0	0	27/31	11/22	0	60
Otis	8	8	0	0	0/0	0/0	0	48
Chandler	4	0	4	0	0/0	0/0	0	24
Stief	4	0	4	0	0/0	0/0	0	24
Tilley	3	0	3	0	0/0	0/0	0	18
Gray	2	1	1	0	0/0	0/0	0	12
Morris	2	1	1	0	0/0	0/0	0	12
Jones	2	2	0	0	0/0	0/0	0	12
Hart	2	2	0	0	0/0	0/0	0	12
Thaxton	1	0	1	0	0/0	0/0	1	8
Ramson	1	0	1	0	0/0	0/0	0	6
Childs	1	0	1	0	0/0	0/0	0	6
Harrell	1	0	0	1	0/0	0/0	0	6
Team	**31**	**14**	**16**	**1**	**27/31**	**11/22**	**1**	**248**
Opponents	**34**	**15**	**19**	**3**	**35/37**	**13/18**	**0**	**296**

SACKS

Dawson 9.0, Pollard 6.0, Zook 5.0, Arneson 4.5, Neils 4.0, Yankowski 1.5, Kearney 1.0, Williams 1.0, Gill 1.0, Townsend 1.0, Simons 1.0, Bell, B 1.0, Allerman 0.5.

Team 36.0 , Opponents 22.0

RUSHING

	No.	Yds.	Avg.	Long	TD
Otis	197	664	3.4	17	8
Morris	174	631	3.6	27	1
Jones	105	392	3.7	17	2
Harrell	35	134	3.8	15	0
Gray	5	51	10.2	27	1
Tilley	1	32	32.0	32	0
Bell	7	23	3.3	9	0
Hart	11	11	1.0	9t	2
Latin	6	8	1.3	6	0
Ransom	2	8	4.0	5	0
Shelby	2	5	2.5	4	0
Farmer	1	4	4.0	4	0
Little	1	0	0.0	0	0
Wehrli	1	0	0.0	0	0
Pisarkiewicz	5	–1	–2.0	2	0
Stief	1	–8	–8.0	–8	0
Team	**554**	**1,954**	**3.5**	**32**	**14**
Opponents	**588**	**2,395**	**4.1**	**73**	**14**

RECEIVING

	No.	Yds.	Avg.	Long	TD
Tilley	62	900	14.5	43	3
Gray	44	871	19.9	74	1
Morris	33	298	9.0	33	1
Jones	27	217	8.0	18	0
Stief	24	477	19.6	55t	4
Ramson	23	238	10.4	25	1
Chandler	16	190	11.9	47	4
Otis	8	38	4.8	12	0
Childs	4	50	12.5	23	1
Thaxton	3	31	10.3	16	1
Bell	3	28	9.3	17	0
Harrell	3	5	1.7	2	0
Shelby	1	11	11.0	11	0
Latin	1	3	3.0	3	0
Team	**252**	**3,357**	**13.3**	**74**	**16**
Opponents	**212**	**2,641**	**12.5**	**56**	**17**

INTERCEPTIONS

	No.	Yds.	Avg.	Long	TD
Stone	9	139	15.4	33	0
Allen	6	54	9.0	21	0
Wehrli	4	3	.8	3	0
Smith	3	6	2.0	6	0
Williams	1	24	24.0	24	0
Neils	1	18	18.0	18	0
Kearney	1	8	8.0	8	0
Nelson	1	-3	-3.0	-3	0
Team	**26**	**249**	**9.6**	**33**	**0**
Opponents	**21**	**303**	**14.4**	**79t**	**1**

PUNT RETURNS

	Ret.	FC	Yds.	Avg.	Long	TD
Harrell	21	6	196	9.3	70t	1
Bell	14	3	101	7.2	23	0
Shelby	10	0	88	8.8	16	0
Tilley	2	0	8	4.0	4	0
Southhard	2	0	-2	-2.0	-2	0
Woolsey	1	0	4	4.0	4	0
Smith	1	0	0	0	0	0
Team	**51**	**9**	**395**	**7.7**	**70t**	**1**
Opponents	**59**	**11**	**575**	**9.7**	**37**	**0**

KICKOFF RETURNS

	No.	Yds.	Avg.	Long	TD
Harrell	19	389	20.5	32	0
Shelby	9	211	23.4	31	0
Bell	8	177	22.1	27	0

KICKOFF RETURNS (CONT.)

	No.	Yds.	Avg.	Long	TD
Childs	4	77	19.3	25	0
Morris	3	66	22.0	27	0
Nelson	8	58	19.3	22	0
Latin	2	48	24.0	26	0
Southhard	2	47	23.5	26	0
Woolsey	1	25	25.0	25	0
Kearney	1	22	22.0	22	0
Townsend	1	13	13.0	13	0
Westbrooks	1	12	12.0	12	0
Stone	1	3	3.0	3	0
Team	**55**	**1,148**	**20.9**	**32**	**0**
Opponents	**50**	**1,101**	**22.0**	**100t**	**2**

PUNTING

	No.	Yds.	Avg.	TB	In20	Lg	Blk.
Wood	51	1,919	37.6	3	12	81	0
Little	46	1,749	38.0	5	6	54	2
Bakken	4	147	36.8	0	1	42	0
Team	**101**	**3,815**	**37.8**	**8**	**19**	**81**	**2**
Opponents	**93**	**3,656**	**39.3**	**9**	**18**	**59**	**1**

FIELD GOALS

	1–19	20–29	30–39	40–49	50+
Bakken	0–0	4–5	4–8	3–9	0–0
Team	**0–0**	**4–5**	**4–8**	**3–9**	**0–0**
Opponents	**0–0**	**4–4**	**5–7**	**3–5**	**1–2**

USUAL STARTING LINEUP

Offense

WR ..... Pat Tilley
LT..... Keith Wortman
LG .....Bob Young
C.....Tom Banks
RG..... Terry Stieve
Keith Wortman
RT ..... Dan Dierdorf
TE .....Al Chandler
Eason Ramson
WR .....Mel Gray
QB..... Jim Hart
RB..... Wayne Morris
FB .....Jim Otis
K..... Jim Bakken

Defense

LE .....Bob Pollard
NT..... MIke Dawson
RE ..... John Zook
LOLB ..... Steve Neils
LILB .....Tim Kearney
RILB ... Kurt Allerman
Eric Williams
ROLB.....Mark Arneson
LCB ..... Carl Allen
RCB .....Roger Wehrli
SS .....Ken Greene
FS ..... Ken Stone
P.....Mike Wood
Steve Little

NOTES

After an absence from football spent in political and business ventures, former Oklahoma Sooner mentor **Bud Wilkinson** is named Cards' head coach ... combination P/K **Steve Little** of Arkansas is selected by St. Louis in first round (15th overall) of NFL Draft ... Cards lose first eight contests, then finish 6–2 in second half of season ... **Larry Wilson** inducted into the Pro Football Hall of Fame in Canton, Ohio ... K **Jim Bakken** retires after 17 seasons and franchise-record 234 consecutive games played from 1962–78.

FINAL NFC EAST STANDINGS

Team	W	L	T	Pct.	Pts.	OP
Dallas	12	4	0	.750	384	208
Philadelphia*	9	7	0	.563	270	250
Washington	8	8	0	.500	273	283
St. Louis	6	10	0	.375	248	296
N.Y. Giants	6	10	0	.375	264	298

*Wild-card postseason qualifier

PASSING

	Att.	Comp.	Yds.	Comp. %	Yds./Att.	TD	TD%	Int.	Int. %	Long	Sack/Lost	Rating
Hart	477	240	3,121	50.3	6.56	16	3.4	18	3.8	74	20/166	66.9
Pisarkiewicz	29	10	164	34.5	5.66	0	0.0	3	10.4	40	2/20	14.8
Stief	1	1	43	100.0	43.00	0	0.0	0	0.0	0	0/0	118.8
Wood	1	1	29	100.0	29.00	0	0.0	0	0.0	0	0/0	118.8
Team	**508**	**252**	**3,357**	**49.6**	**6.62**	**16**	**3.2**	**21**	**4.1**	**74**	**22/186**	**64.7**
Opponents	**428**	**212**	**2,641**	**49.5**	**6.17**	**19**	**4.4**	**26**	**6.1**	**56**	**36/290**	**58.3**

1979 (5-11)

HEAD COACH BUD WILKINSON (13 GAMES)
HEAD COACH LARRY WILSON (3 GAMES)

Sept. 2	**Dallas**	**L**	**21–22**	**50,855**
Sept. 9	At N.Y. Giants	W	27–14	71,370
Sept. 16	**Pittsburgh**	**L**	**21–24**	**50,416**
Sept. 23	**Washington**	**L**	**7–17**	**50,680**
Sept. 30	At L.A. Rams	L	0–21	48,160
Oct. 7	At Houston	W	24–17	53,043
Oct. 14	**Philadelphia**	**L**	**20–24**	**48,367**
Oct. 21	At Dallas	L	13–22	64,300
Oct. 28	**Cleveland**	**L**	**20–38**	**47,845**
Nov. 4	**Minnesota**	**W**	**37–7**	**47,213**
Nov. 11	At Washington	L	28–30	50,868
Nov. 18	At Philadelphia	L	13–16	70,235
Nov. 25	At Cincinnati	L	28–34	25,103
Dec. 2	**San Francisco**	**W**	**13–10**	**41,593**
Dec. 9	**N.Y. Giants**	**W**	**29–20**	**39,802**
Dec. 16	At Chicago	L	6–42	42,810
			307–358	

Home: 3–5 (376,771). Away: 2–6 (425,889).

TEAM STATISTICS

	Cards	Opp.
Total First Downs	**305**	**302**
Rushing	145	125
Passing	136	149
Penalty	24	28
Total Net Yards	**5184**	**5074**
Avg. Per Game	324.0	317.1
Total Plays	1,095	1,073
Avg. Per Play	4.7	4.7
Net Yards Rushing	**2582**	**2870**
Avg. Per Game	161.4	137.8
Total Rushes	566	567
Net Yards Passing	**2602**	**2204**
Avg. Per Game	162.6	179.4
Sacked/Yards Lost	32/268	28/194
Gross Yards	2,870	3,064
Att./Comp./Pct.	492/249/50.6	478/258/53.9
Had Intercepted	24	18
Punts/Average	**80/38.2**	**90/39.2**
Net Punting Average	**32.0**	**33.3**
Penalties/Yards	**104/941**	**94/758**
Fumbles/Lost	**42/21**	**40/19**
Touchdowns	**40**	**43**
Rushing	24	18
Passing	12	22
Returns	4	3

SCORE BY PERIOD

	Q1	Q2	Q3	Q4	OT	Pts.
Team	43	74	98	92	0	307
Opponents	83	106	44	125	0	358

SCORING

	TD	R	P	R	PAT	FG	S	Pts.
Anderson	10	8	2	0	0/0	0/0	0	60
Morris	9	8	1	0	0/0	0/0	0	54
Little	0	0	0	0	24/32	10/19	0	53
Brown	7	7	0	0	0/0	0/0	0	42
Tilley	6	0	6	0	0/0	0/0	0	36
Wood	0	0	0	0	6/7	2/7	0	13
Chandler	2	0	2	0	0/0	0/0	0	12
Gray	1	0	1	0	0/0	0/0	0	6
Green	1	0	0	1	0/0	0/0	0	6
Arneson	1	0	0	1	0/0	0/0	0	6
Neils	1	0	0	1	0/0	0/0	0	6
Phillips	1	1	0	0	0/0	0/0	0	6
Wehrli	1	0	0	1	0/0	0/0	0	6
Parris	0	0	0	0	1/1	0/0	0	1
Team	**40**	**24**	**12**	**4**	**31/40**	**12/26**	**0**	**307**
Opponents	**43**	**18**	**22**	**3**	**41/43**	**19/30**	**1**	**358**

SACKS

Pollard 9.0, Arneson 4.0, Yankowski 4.0, Neils 3.0, Greene 2.0, Williams 2.0, Dawson 2.0, Kearney 1.0, Favron 1.0, Zook 1.0, Nelson 1.0.
Team 30.0, Opponents 39.0

RUSHING

	No.	Yds.	Avg.	Long	TD
Anderson	331	1,605	4.8	76t	8
Morris	106	387	3.6	16	8
Brown	73	318	4.4	30t	7
Harrell	19	100	5.3	19	0
Phillips	3	50	16.6	17	1
Lott	11	50	4.5	13	0
Gray	4	41	10.2	38	0
Pisarkiewicz	11	20	1.8	12	0
Hart	6	11	1.8	10	0
Little	2	0	0.0	0	0
Team	**566**	**2,582**	**4.6**	**76t**	**24**
Opponents	**567**	**2,204**	**3.8**	**52t**	**18**

RECEIVING

	No.	Yds.	Avg.	Long	TD
Tilley	57	938	16.4	51t	6
Anderson	41	308	7.5	28	2
Morris	35	237	6.7	20	1
Gray	25	447	17.8	78t	1
Brown	25	191	7.6	22	0
Stief	22	324	14.7	32	0
Parris	14	174	12.4	39	0
Childs	8	93	11.6	22	0
Chandler	5	49	9.8	28	2
Murrell	2	20	10.0	14	0
Osborne	7	37	5.3	10	0
Harrell	3	33	11.0	15	0
Green	1	15	15.0	15	0
Lott	2	8	4.0	5	0
Hart	1	-4	-4.0	-4	0
Team	**249**	**2,870**	**11.6**	**78t**	**12**
Opponents	**258**	**3,067**	**11.8**	**46**	**22**

INTERCEPTIONS

	No.	Yds.	Avg.	Long	TD
Stone	6	70	11.6	30	0
Allen	5	126	25.2	78	0
Greene	3	37	12.3	21	0
Wehrli	2	8	4.0	9	1
Smith	1	22	22.0	22	0
Williams	1	25	25.0	25	0
Team	**18**	**288**	**16.0**	**78**	**1**
Opponents	**24**	**301**	**12.5**	**38**	**1**

PUNT RETURNS

	Ret.	FC	Yds.	Avg.	Long	TD
Harrell	32	12	205	6.4	68	0
Green	8	3	42	5.3	14	0
Nelson	4	0	88	22.0	77	0
Lott	4	3	33	8.2	13	0
Team	**48**	**18**	**368**	**7.7**	**77**	**0**
Opponents	**49**	**7**	**378**	**7.7**	**42**	**0**

KICKOFF RETURNS

	No.	Yds.	Avg.	Long	TD
Green	41	1,007	24.6	106t	1
Harrell	22	497	22.6	53	0
Barefield	3	62	20.6	23	0
Allerman	2	16	8.0	10	0
Lott	1	19	19.0	19	0
Favron	1	10	10.0	10	0
Garlich	1	0	0	0	0
Team	**71**	**1,611**	**22.7**	**106t**	**1**
Opponents	**57**	**1,332**	**23.4**	**83t**	**1**

PUNTING

	No.	Yds.	Avg.	TB	In20	Lg	Blk.
Little	80	3,060	38.2	6	17	56	2
Team	**80**	**3,060**	**38.2**	**6**	**17**	**56**	**2**
Opponents	**90**	**3,529**	**39.2**	**8**	**21**	**59**	**0**

FIELD GOALS

	1–19	20–29	30–39	40–49	50+
Little	0–0	5–5	1–3	3–10	1–1
Wood	0–0	2–2	0–2	0–2	0–1
Team	**0–0**	**7–7**	**1–5**	**3–12**	**1–2**
Opponents	**0–0**	**7–9**	**5–8**	**3–5**	**4–8**

USUAL STARTING LINEUP

Offense
WR ..... Pat Tilley
LT ..... Keith Wortman
LG ..... Bob Young
C ..... Tom Banks
RG ..... Terry Stieve
RT ..... Joe Bostic
TE ..... Gary Parris
WR ..... Mel Gray
QB ..... Jim Hart
FB ..... Wayne Morris
RB ..... Ottis Anderson
K ..... Steve Little
Mike Wood

Defense
LE ..... Bob Pollard
NT ..... Charlie Davis
RE ..... Mike Dawson
LOLB .... Eric Williams
LILB ..... Steve Neils
Tim Kearney
RILB .... Kurt Allerman
ROLB ... Mark Arneson
Calvin Favron
LCB ..... Carl Allen
RCB ..... Roger Wehrli
SS ..... Ken Greene
FS ..... Ken Stone
P ..... Steve Little

NOTES

Head Coach **Bud Wilkinson** resigns after 13 games and a 3–10 record, losing six games by four points or less ... **Larry Wilson** named interim head coach ... Cards win two of last three contests to finish 5–11 ... promising young TE **J.V. Cain** dies after collapsing from a heart condition at training camp ... **Ottis Anderson**, the club's first-round draft choice from Miami (FL), turns in the finest season by a rookie running back in NFL history with 1,605 yards rushing, a 4.8-yard average per carry, 10 touchdowns, and a season-high 193 yards in his NFL debut at Dallas Sept. 2 ... DB **Roy Green** returns a kickoff an NFL-record 106 yards in the same game ... Anderson later rushes for 105 yards against Dallas, becoming the first player to rush for over 100 yards twice in the same season against the Cowboys.

FINAL NFC EAST STANDINGS

Team	W	L	T	Pct.	Pts.	OP
Dallas#	11	5	0	.688	371	313
Philadelphia*	11	5	0	.688	339	282
Washington	10	6	0	.625	348	295
N.Y. Giants	6	10	0	.375	237	323
St. Louis	5	11	0	.313	307	358

#Top NFL playoff seed
*Wild-card postseason qualifier

PASSING

	Att.	Comp.	Yds.	Comp. %	Yds./Att.	TD	TD%	Int.	Int. %	Long	Sack/Lost	Rating
Hart	379	195	2,218	51.4	5.89	9	2.4	20	5.2	48	25/183	55.8
Pisarkiewicz	109	52	621	47.7	5.69	3	2.7	4	3.6	78t	14/85	59.5
Little	3	2	31	66.7	10.30	0	0.0	0	0.0	16	0/0	100.7
Anderson	1	0	0	0.0	0.00	0	0.0	0	0.0	0	0/0	39.6
Harrell	1	0	0	0.0	0.00	0	0.0	0	0.0	0	0/0	39.6
Team	**493**	**249**	**2,870**	**50.6**	**5.86**	**12**	**2.4**	**24**	**4.8**	**78t**	**39/268**	**56.7**
Opponents	**478**	**258**	**3,067**	**53.9**	**6.42**	**22**	**4.6**	**18**	**3.7**	**46**	**28/194**	**73.7**

1980 (5–11)
HEAD COACH JIM HANIFAN

Sept. 7	**N.Y. Giants**	**L**	**35–41**	**48,122**
Sept. 14	At San Francisco	L	21–24 (OT)	49,999
Sept. 21	At Detroit	L	7–20	80,027
Sept. 28	**Philadelphia**	**W**	**24–14**	**49,079**
Oct. 5	At New Orleans	W	40–7	56,388
Oct. 12	**L.A. Rams**	**L**	**13–21**	**50,230**
Oct. 19	At Washington	L	0–23	51,060
Oct. 26	At Baltimore	W	17–10	33,506
Nov. 2	**Dallas**	**L**	**24–27**	**50,701**
Nov. 9	**Atlanta**	**L**	**27–33 (OT)**	**48,662**
Nov. 16	At Dallas	L	21–31	52,567
Nov. 23	**Kansas City**	**L**	**13–21**	**42,871**
Nov. 30	At N.Y. Giants	W	23–7	65,852
Dec. 7	**Detroit**	**W**	**24–23**	**46,966**
Dec. 14	At Philadelphia	L	3–17	68,969
Dec. 21	**Washington**	**L**	**7–31**	**35,942**
			299–350	

Home: 2–6 (372,573). Away: 3–5 (458,368).

TEAM STATISTICS

	Cards	Opp.
Total First Downs	**281**	**311**
Rushing	123	115
Passing	137	176
Penalty	21	20
Total Net Yards	**4858**	**5384**
Avg. Per Game	303.6	336.5
Total Plays	1,039	1,113
Avg. Per Play	4.7	4.8
Net Yards Rushing	**2182**	**2059**
Avg. Per Game	136.4	128.7
Total Rushes	519	547
Net Yards Passing	**2676**	**3325**
Avg. Per Game	167.3	207.8
Sacked/Yards Lost	50/387	38/291
Gross Yards	3,063	3,616
Att./Comp./Pct.	470/239/50.8	531/287/54.0
Had Intercepted	24	20
Punts/Average	**100/41.1**	**89/40.1**
Net Punting Average	**31.6**	**33.4**
Penalties/Yards	**103/922**	**101/919**
Fumbles/Lost	**24/13**	**27/14**
Touchdowns	**37**	**43**
Rushing	19	17
Passing	16	23
Returns	2	3

SCORE BY PERIOD

	Q1	Q2	Q3	Q4	OT	Pts.
Team	90	61	74	74	0	299
Opponents	27	115	75	124	9	350

SCORING

	TD	R	P	R	PAT	FG	S	Pts.
Anderson	9	9	0	0	0/0	0/0	0	54
O' Donoghue	0	0	0	0	18/18	11/15	0	51
Morris	7	6	1	0	0/0	0/0	0	42
Tilley	6	0	6	0	0/0	0/0	0	36
Little	0	0	0	0	17/19	3/8	0	26
Marsh	4	0	4	0	0/0	0/0	0	24
Harrell	3	3	0	0	0/0	0/0	0	18
Gray	3	0	3	0	0/0	0/0	0	18
Brown	2	1	1	0	0/0	0/0	0	12
Combs	1	0	1	0	0/0	0/0	0	6
Allen	1	0	0	1	0/0	0/0	0	6
R. Green	1	0	0	1	0/0	0/0	0	6
Team	**37**	**19**	**16**	**2**	**35/37**	**14/23**	**0**	**299**
Opponents	**43**	**17**	**23**	**3**	**41/43**	**17/32**	**0**	**350**

SACKS

Greer 6.5, Neils 6.5, Yankowski 5.0, Arneson 5.0, Pollard 4.0, Kearney 1.5, Williams 1.5, R. Brown 1.5, Nelson 1.0, Wehrli 1.0, Baker 1.0, R. Green 1.0, Acker .05.

Team 48.0, Opponents 32.0

RUSHING

	No.	Yds.	Avg.	Long	TD
Anderson	301	1,352	4.5	52	9
Morris	117	456	3.9	24	6
Harrell	42	170	4.0	26	3
T. Brown	41	185	4.5	19	1
Hart	9	11	1.2	12	0
Phillips	2	6	3.0	4	0
Love	1	3	3.0	3	0
Loyd	5	2	0.4	2	0
Gray	1	-3	-3	-3	0
Team	**519**	**2,182**	**4.2**	**52**	**19**
Opponents	**457**	**2,059**	**3.8**	**36**	**17**

RECEIVING

	No.	Yds.	Avg.	Long	TD
Tilley	68	966	14.2	60t	6
Gray	40	709	17.7	69t	3
Anderson	36	308	8.5	35	0
Marsh	22	269	12.2	29	4
T. Brown	21	290	13.8	63	1
Morris	15	110	7.3	24	1
Stief	16	165	10.3	23	0
Harrrell	9	52	5.7	14	0
Bell	8	123	15.4	34	0
Combs	2	52	26.0	38t	1
Lee	2	19	9.5	12	0
Team	**239**	**3,063**	**12.8**	**69t**	**16**
Opponents	**287**	**3,616**	**12.6**	**58t**	**23**

INTERCEPTIONS

	No.	Yds.	Avg.	Long	TD
Stone	5	63	12.6	20	0
K. Greene	4	41	10.1	26	0
Allen	3	104	34.6	70t	1
Collier	2	22	11.0	22	0
Williams	2	31	15.5	20	0
Wehrli	1	25	25.0	25	0
Kearney	1	22	22.0	22	0
R. Brown	1	9	9.0	9	0
Green	1	10	10.0	10	0
Team	**20**	**327**	**16.3**	**70t**	**1**
Opponents	**24**	**246**	**10.3**	**78t**	**1**

PUNT RETURNS

	Ret.	FC	Yds.	Avg.	Long	TD
Bell	22	3	195	8.8	54	0
R. Green	16	6	168	10.5	57t	1
Harrell	11	4	31	2.8	15	0
Nelson	1	0	5	5.0	5	0
Allen	1	0	0	0.0	0	0
Stone	0	1	0	0.0	0	0
Team	**51**	**14**	**399**	**7.8**	**57t**	**1**
Opponents	**64**	**12**	**645**	**10.1**	**75t**	**1**

KICKOFF RETURNS

	No.	Yds.	Avg.	Long	TD
R. Green	32	745	23.3	37	0
Harrell	19	348	18.3	33	0
Love	3	46	15.3	27	0
Stone	3	34	11.3	13	0
Phillips	2	28	14.0	14	0
Nelson	1	29	29.0	29	0
Clark	2	14	7.0	11	0
T. Brown	2	26	13.0	16	0
Baker	0	27	27.0	27	0
Collins	1	0	0.0	0	0
Team	**65**	**1,297**	**19.9**	**37**	**0**
Opponents	**57**	**1,142**	**20.0**	**35**	**0**

PUNTING

	No.	Yds.	Avg.	TB	In20	Lg	Blk.
Swider	99	4,111	41.5	15	14	66	1
Team	**100**	**4,111**	**41.1**	**15**	**14**	**66**	**1**
Opponents	**89**	**3,570**	**40.1**	**9**	**13**	**59**	**0**

FIELD GOALS

	1–19	20–29	30–39	40–49	50+
O'Donoghue	0–0	3–3	3–4	5–8	0–0
Little	0–0	1–2	2–4	0–2	0–0
Team	**0–0**	**4–5**	**5–8**	**5–10**	**0–0**
Opponents	**1–1**	**6–7**	**7–10**	**3–10**	**0–4**

USUAL STARTING LINEUP

Offense

WR ..... Pat Tilley
LT ..... George Collins
LG ..... Joe Bostic
Barney Cotton
C ..... Tom Brahaney
Tom Banks
RG ..... Brad Oates
Joe Bostic
RT ..... Dan Dierdorf
TE ..... Doug Marsh
WR ..... Mel Gray
QB ..... Jim Hart
FB ..... Wayne Morris
RB ..... Ottis Anderson
K ..... Neil O'Donoghue
Steve Little

Defense

LE ..... Bob Pollard
NT ..... Rush Brown
RE ..... Ron Yankowski
LOLB ..... Steve Neils
LILB ..... Eric Williams
Calvin Favron
RILB ..... Tim Kearney
ROLB ... Mark Arneson
LCB ..... Carl Allen
Tim Collier
RCB ..... Roger Wehrli
SS ..... Lee Nelson
Ken Greene
FS ..... Ken Stone
Roy Green
P ..... Larry Swider

NOTES

Former **Don Coryell** assistant **Jim Hanifan** returns to St. Louis as head coach … Cards finish 5–11 … future Hall of Famer **Dan Dierdorf** returns from reconstructive knee surgery to start all 16 games at right tackle and earn a sixth trip to the Pro Bowl … P **Larry Swider** sets Cardinal single-season mark with 99 punts … Card defense ties NFL single-game mark with 12 quarterback sacks at Baltimore Oct. 26 … 330 rushing yards at New Orleans Oct. 5 establish club single-game record … after six games, 1978 first-round draft choice K **Steve Little** is released and involved in auto accident that results in disabling injuries and permanent wheelchair confinement.

FINAL NFC EAST STANDINGS

Team	W	L	T	Pct.	Pts.	OP
Philadelphia	12	4	0	.750	384	222
Dallas*	12	4	0	.750	454	311
Washington	6	10	0	.375	261	293
St. Louis	5	11	0	.313	299	350
N.Y. Giants	4	12	0	.250	249	425

*Wild-card postseason qualifier

PASSING

	Att.	Comp.	Yds.	Comp. %	Yds./Att.	TD	TD%	Int.	Int. %	Long	Sack/Lost	Rating
Hart	425	228	2,946	53.6	6.93	16	3.7	20	4.7	69t	40/303	68.4
Loyd	28	5	49	17.8	1.75	0	0.0	1	3.6	20	7/48	24.7
Lisch	17	6	68	35.3	4.00	0	0.0	3	17.6	23	3/36	8.6
Team	**470**	**239**	**3,063**	**50.8**	**6.52**	**16**	**3.4**	**24**	**5.1**	**69t**	**50/387**	**61.7**
Opponents	**531**	**287**	**3,616**	**54.0**	**6.81**	**23**	**4.3**	**20**	**3.8**	**58t**	**38/291**	**74.0**

1981 (7-9)
HEAD COACH JIM HANIFAN

Sept. 6	**Miami**	**L**	**7–20**	**50,351**
Sept. 13	At Dallas	L	17–30	63,602
Sept. 20	**Washington**	**W**	**40–30**	**50,182**
Sept. 27	At Tampa Bay	L	10–30	65,850
Oct. 4	**Dallas**	**W**	**20–17**	**49,777**
Oct. 11	At N.Y. Giants	L	14–34	67,128
Oct. 18	At Atlanta	L	20–41	51,428
Oct. 25	**Minnesota**	**W**	**30–17**	**48,039**
Nov. 1	At Washington	L	21–42	50,643
Nov. 8	**Philadelphia**	**L**	**10–52**	**48,421**
Nov. 15	**Buffalo**	**W**	**24–0**	**46,214**
Nov. 22	At Baltimore	W	35–24	24,784
Nov. 29	At New England	W	27–20	39,946
Dec. 6	**New Orleans**	**W**	**30–3**	**46,923**
Dec. 13	**N.Y. Giants**	**L**	**10–20**	**47,358**
Dec. 20	At Philadelphia	L	0–38	56,656
			315–408	

Home: 5–3 (384,675). Away: 2–6 (420,037).

TEAM STATISTICS

	Cards	Opp.
Total First Downs	**300**	**328**
Rushing	135	134
Passing	141	162
Penalty	24	23
Total Net Yards	**5077**	**5723**
Avg. Per Game	317.3	357.7
Total Plays	994	1,015
Avg. Per Play	5.1	5.6
Net Yards Rushing	**2213**	**2428**
Avg. Per Game	138.3	151.8
Total Rushes	519	509
Net Yards Passing	**2864**	**3295**
Avg. Per Game	179.0	205.9
Sacked/Yards Lost	48/405	32/252
Gross Yards	3,269	3,547
Att./Comp./Pct.	477/253/53.0	494/282/57.1
Had Intercepted	24	21
Punts/Average	**69/41.8**	**69/41.3**
Penalties/Yards	**106/777**	**98/845**
Fumbles/Lost	**34/21**	**33/16**
Touchdowns	**37**	**50**
Rushing	20	20
Passing	15	29
Returns	2	1

SCORE BY PERIOD

	Q1	Q2	Q3	Q4	OT	Pts.
Team	83	71	41	120	0	315
Opponents	92	117	92	107	0	408

SCORING

	TD	R	P	R	PAT	FG	S	Pts.
O'Donoghue	0	0	0	0	36/37	19/32	0	93
Anderson	9	9	0	0	0/0	0/0	0	54
R. Green	5	1	4	0	0/0	0/0	0	30
Morris	5	5	0	0	0/0	0/0	0	30
Tilley	3	0	3	0	0/0	0/0	0	18
Harrell	2	1	1	0	0/0	0/0	0	12
T. Brown	2	2	0	0	0/0	0/0	0	12
Gray	2	0	2	0	0/0	0/0	0	12
Mitchell	2	1	1	0	0/0	0/0	0	12
Lomax	2	2	0	0	0/0	0/0	0	12
La Fleur	2	0	2	0	0/0	0/0	0	12
Stief	1	0	1	0	0/0	0/0	0	6
Marsh	1	0	1	0	0/0	0/0	0	6
Ahrens	1	1	0	0	0/0	0/0	0	6
Team	**37**	**20**	**15**	**2**	**36/37**	**19/32**	**0**	**315**
Opponents	**50**	**20**	**29**	**1**	**48/50**	**20/26**	**0**	**408**

SACKS

Greer 12.2, Baker 5.0, R. Brown 3.5, Mays 2.5, Nelson 2.0, Dawson 2.0, Favron 1.0, Pollard 1.0, Radford 1.0, Junior 1.0.

Team 48.0, Opponents 32.0

RUSHING

	No.	Yds.	Avg.	Long	TD
Anderson	328	1,376	4.2	28	9
Morris	111	415	3.7	14	5
Mitchell	31	175	5.6	43	0
Lomax	19	104	5.5	22t	2
R. Green	3	60	20.0	44t	1
T. Brown	15	52	3.5	11t	2
Love	3	11	3.7	4	0
Stief	1	8	8.0	8	0
Harrell	5	6	1.2	4	1
Gray	1	4	4.0	4	0
Hart	2	2	1.0	4	0
Birdsong	1	–2	–2	–2	0
Team	**519**	**2,213**	**4.3**	**44t**	**20**
Opponents	**509**	**2,428**	**4.8**	**46**	**20**

RECEIVING

	No.	Yds.	Avg.	Long	TD
Tilley	66	1,040	15.7	75	3
Anderson	51	387	7.6	27	0
R. Green	33	708	21.4	60	4
Gray	27	310	11.5	41t	2
Morris	19	165	8.7	21	0
Harrell	14	131	9.4	62t	1
LaFleur	14	190	13.6	27t	2
Mitchell	6	35	5.8	16	1
Marsh	6	80	13.3	20	1
Stief	5	77	15.4	29	1
Combs	5	54	10.8	13	0
T. Brown	4	60	20.0	28	0
Floyd	3	32	14.0	16	0
Team	**253**	**3,269**	**12.9**	**75**	**15**
Opponents	**282**	**3,547**	**12.6**	**79t**	**29**

INTERCEPTIONS

	No.	Yds.	Avg.	Long	TD
K. Greene	7	111	15.8	47	0
Wehrli	4	8	2.0	6	0
R. Green	3	44	14.7	29	0
Favron	1	42	42.0	42	0
Collier	1	17	17.0	17	0
Ahrens	1	14	14.0	14t	1
Junior	1	5	5.0	5	0
Williams	1	17	17.0	17	0
Griffin	1	4	5.0	4	0
Johnson	1	19	19.0	19	0
Team	**21**	**281**	**13.4**	**47**	**1**
Opponents	**24**	**312**	**13.0**	**54**	**0**

PUNT RETURNS

	Ret.	FC	Yds.	Avg.	Long	TD
Mitchell	42	0	445	10.6	50t	1
Harrell	1	1	8	8.0	8	0
K. Greene	0	1	0	0.0	0	0
Team	**43**	**2**	**453**	**10.5**	**50t**	**1**
Opponents	**37**	**10**	**276**	**7.4**	**40**	**0**

KICKOFF RETURNS

	No.	Yds.	Avg.	Long	TD
Mitchell	55	1,292	23.5	67	0
R. Greene	8	135	16.9	28	0
Harrell	7	118	16.8	29	0
Love	3	46	15.3	25	0
Griffin	2	34	17.0	26	0
Team	**75**	**1,625**	**21.7**	**67**	**0**
Opponents	**55**	**1,163**	**21.1**	**84**	**0**

PUNTING

	No.	Yds.	Avg.	TB	In20	Lg	Blk.
Birdsong	69	2,883	41.8	8	19	75	0
Team	**69**	**2,883**	**41.8**	**8**	**19**	**75**	**0**
Opponents	**69**	**2,852**	**41.3**	**6**	**12**	**52**	**0**

FIELD GOALS

	1–19	20–29	30–39	40–49	50+
O' Donoghue	2–2	8–8	4–6	5–11	0–5
Team	**2–2**	**8–8**	**4–6**	**5–11**	**0–5**
Opponents	**0–0**	**0–0**	**8–8**	**6–8**	**6–10**

USUAL STARTING LINEUP

Offense

WR ..... Pat Tilley
LT ..... George Collins
LG ..... Terry Stieve
C ..... Tom Brahaney
RG ..... Joe Bostic
RT ..... Dan Dierdorf
TE ..... Greg LaFleur
WR ..... Mel Gray
QB ..... Jim Hart
Neil Lomax
RB ..... Ottis Anderson
FB ..... Wayne Morris
K ..... Neil O'Donoghue

Defense

LE ..... Bob Pollard
LT ..... Mike Dawson
RT ..... Rush Brown
RE ..... Cuertis Greer
LLB ..... Calvin Favron
Eric Williams
LILB ..... E.J. Junior
MLB ..... Tim Kearney
Dave Ahrens
LCB ..... Carl Allen
Jeff Griffin
RCB ..... Roger Wehrli
Tim Collier
SS ..... Lee Nelson
FS ..... Ken Stone
P ..... Carl Birdsong

NOTES

The 1981 draft class includes Alabama LB **E.J. Junior** (first round), Portland State QB **Neil Lomax** (second round), and Citadel RB **Stump Mitchell** (ninth round), a trio that would combine for 26 seasons with the Cards ... all three earn consensus NFL all-rookie team notice ... Lomax named starter for final six games as Cards win four consecutive times to finish 7–9 ... return specialist Mitchell breaks or ties eight club marks and equals two NFL records ... **Roy Green** doubles as defensive back and wide receiver as the league's first authentic two-way player in more than two decades.

FINAL NFC EAST STANDINGS

Team	W	L	T	Pct.	Pts.	OP
Dallas	12	4	0	.750	367	277
Philadelphia*	10	6	0	.625	368	221
N.Y. Giants	9	7	0	.563	295	257
Washington	8	8	0	.500	347	349
St. Louis	7	9	0	.438	315	408

*Wild-card postseason qualifier

PASSING

	Att.	Comp.	Yds.	Comp. %	Yds./Att.	TD	TD%	Int.	Int. %	Long	Sack/Lost	Rating
Hart	241	134	1,694	55.6	7.03	11	4.5	14	5.8	58t	16/119	68.8
Lomax	236	119	1,575	50.4	6.67	4	1.7	10	4.2	75	32/281	60.1
Team	**477**	**253**	**3,269**	**53.0**	**6.85**	**15**	**3.1**	**24**	**5.0**	**75**	**48/405**	**64.3**
Opponents	**495**	**282**	**3,547**	**56.9**	**7.16**	**29**	**5.8**	**19**	**3.8**	**79t**	**32/252**	**82.9**

1982 (5-4)
HEAD COACH JIM HANIFAN

Sept. 12	At New Orleans	W	21–7	58,673
Sept. 19	**Dallas**	**L**	**7–24**	**50,705**
Nov. 21	**San Francisco**	**L**	**20–31**	**38,064**
Nov. 28	At Atlanta	W	23–20	33,411
Dec. 5	At Philadelphia	W	23–20	63,622
Dec. 12	**Washington**	**L**	**7–12**	**35,308**
Dec. 19	At Chicago	W	10–7	43,270
Dec. 26	**N.Y. Giants**	**W**	**24–21**	**39,824**
Jan. 2	At Washington	L	0–28	52,554
			135–170	

Home: 1–3 (163,901). Away: 4–1 (251,530).

First Round Super Bowl Tournament

Jan. 8	At Green Bay	L	16–41	54,282

TEAM STATISTICS

	Cards	Opp.
Total First Downs	**162**	**163**
Rushing	71	58
Passing	81	98
Penalty	10	7
Total Net Yards	**2,542**	**2,848**
Avg. Per Game	282.4	316.4
Total Plays	579	570
Avg. Per Play	4.4	5.0
Net Yards Rushing	**1,209**	**995**
Avg. Per Game	134.3	110.6
Total Rushes	307	256
Net Yards Passing	**1,124**	**1,853**
Avg. Per Game	124.9	205.9
Sacked/Yards Lost	32/243	23/183
Gross Yards	1,367	2,035
Att./Comp./Pct.	240/129/53.8	291/174/59.8
Had Intercepted	6	6
Punts/Average	**54/43.8**	**51/41.1**
Penalties/Yards	**55/523**	**54/424**
Fumbles/Lost	**17/10**	**14/9**
Touchdowns	**16**	**21**
Rushing	10	5
Passing	6	16
Returns	0	0

SCORE BY PERIOD

	Q1	Q2	Q3	Q4	OT	Pts.
Team	31	48	19	37	0	135
Opponents	23	34	44	69	0	170

SCORING

	TD	R	P	R	PAT	FG	S	Pts.
O' Donoghue	0	0	0	0	15/16	8/13	0	39
Morris	4	4	0	0	0/0	0/0	0	24
Anderson	3	3	0	0	0/0	0/0	0	18
Green	3	0	3	0	0/0	0/0	0	18
Tilley	2	0	2	0	0/0	0/0	0	12
Lomax	1	1	0	0	0/0	0/0	0	6
Mitchell	1	1	0	0	0/0	0/0	0	6
LaFleur	1	0	1	0	0/0	0/0	0	6
Wehrli	1	1	0	0	0/0	0/0	0	6
Team	**16**	**10**	**6**	**0**	**15/16**	**8/13**	**0**	**135**
Opponents	**21**	**5**	**16**	**0**	**20/21**	**8/18**	**0**	**170**

SACKS

Sacks: Greer 7.5, Grooms 4.5, Brown 3.5, Dawson 3.5, Galloway 2.0, Junior 1.5

Team 32.0 Opponents 23.0.

RUSHING

	No.	Yds.	Avg.	Long	TD
Anderson	145	587	4.0	64	3
Morris	84	274	3.3	9	4
Mitchell	39	189	4.8	32t	1
Lomax	28	119	4.2	19	1
Harrell	4	14	3.5	8	0
Green	6	8	1.2	13	0
Wehrli	1	18	18.0	18t	1
Team	**307**	**1,209**	**3.9**	**64**	**10**
Opponents	**256**	**995**	**3.9**	**37**	**5**

RECEIVING

	No.	Yds.	Avg.	Long	TD
Tilley	36	465	14.5	34	2
Green	32	454	14.2	42	3
Anderson	14	106	7.6	19	0
Mitchell	11	149	13.5	30	0
Harrell	11	127	11.5	36	0
Marsh	6	94	15.7	21	0
LaFleur	5	67	13.4	30	1
Shumann	5	58	11.6	23	0
Gray	4	34	8.5	13	0
Morris	3	8	2.6	11	0
Lomax	1	10	10.0	10	0
Thompson	1	5	5.0	5	0
Team	**129**	**1,576**	**12.2**	**42**	**6**
Opponents	**174**	**2,035**	**11.7**	**55**	**16**

INTERCEPTIONS

	No.	Yds.	Avg.	Long	TD
Perrin	1	35	35.0	35	0
Griffin	1	8	8.0	8	0
Nelson	1	7	7.0	7	0
K. Greene	1	2	2.0	2	0
Allen	1	0	0.0	0	0
Dawson	1	0	0.0	0	0
Team	**6**	**52**	**8.7**	**35**	**0**
Opponents	**6**	**37**	**6.1**	**19**	**0**

PUNT RETURNS

	Ret.	FC	Yds.	Avg.	Long	TD
Mitchell	27	0	165	6.1	15	0
Green	3	0	20	6.7	11	0
Ferrell	1	0	6	6.0	6	0
Harrell	1	1	1	1.0	1	0
Team	**32**	**1**	**192**	**6.0**	**15**	**0**
Opponents	**0**	**0**	**0**	**0.0**	**0**	**0**

KICKOFF RETURNS

	No.	Yds.	Avg.	Long	TD
Mitchell	16	364	22.7	33	0
Harrell	8	150	18.7	31	0
Ferrell	4	88	22.0	27	0
Love	4	69	17.2	24	0
Morris	1	14	14.0	14	0
Griffin	1	12	12.0	12	0
Ahrens	1	5	5.0	5	0
Team	**35**	**702**	**20.0**	**33**	**0**
Opponents	**26**	**542**	**20.8**	**44**	**0**

PUNTING

	No.	Yds.	Avg.	TB	In20	Lg	Blk.
Birdsong	54	2,365	43.8	6	8	65	0
Team	**54**	**2,365**	**43.8**	**6**	**8**	**65**	**0**
Opponents	**51**	**2,099**	**41.1**	**3**	**11**	**53**	**0**

FIELD GOALS

	1–19	20–29	30–39	40–49	50+
O'Donoghue	1–1	2–3	3–3	2–6	0–0
Team	**1–1**	**2–3**	**3–3**	**2–6**	**0–0**
Opponents	**0–0**	**5–6**	**3–5**	**0–6**	**0–1**

USUAL STARTING LINEUP

Offense		Defense	
WR	Pat Tilley	**LE**	Elois Grooms
LT	Luis Sharpe	**LT**	Mike Dawson
LG	Terry Stieve	**RT**	Rush Brown
C	Dan Dierdorf	**RE**	Curtis Greer
RG	Joe Bostic	**LLB**	E.J. Junior
RT	Tootie Robbins	**MLB**	Dave Ahrens
TE	Doug Marsh	**RLB**	Charlie Baker
	Greg LaFleur	**LCB**	Jeff Griffin
WR	Roy Green	**RCB**	Carl Allen
QB	Neil Lomax	**SS**	Lee Nelson
RB	Ottis Anderson	**FS**	Benny Perrin
FB	Wayne Morris	**P**	Carl Birdsong
K	Neil O'Donoghue		

NOTES

A second consecutive jackpot draft class of UCLA T **Luis Sharpe** (first round), Florida DT **David Galloway** (second round), Alabama S **Benny Perrin** (third round), and East Tennessee State FB **Earl Ferrell** (fifth round) will average over eight years per player, all four earning near-immediate starting roles ... Cards become youngest team in NFL to qualify for the Super Bowl tournament in strike-shortened season with 5–4 record ... NFL players walk out Sept. 19 after second game of the season due to labor strike ... play does not resume until Nov. 21 ... Cards lose 41–16 at Green Bay in first-round action as Card QB **Neil Lomax** sets league postseason record with 385 yards passing.

FINAL NFC STANDINGS

Team	W	L	T	Pct.	Pts.	OP
Washington*	8	1	0	.889	190	128
Dallas	6	3	0	.667	226	145
Green Bay	5	3	1	.611	226	169
Minnesota	5	4	0	.556	187	198
Atlanta	5	4	0	.556	183	199
St. Louis	5	4	0	.556	135	170
Tampa Bay	5	4	0	.556	158	178
Detroit	4	5	0	.444	181	176
New Orleans	4	5	0	.444	129	160
N.Y. Giants	4	5	0	.444	164	160
San Francisco	3	6	0	.333	209	206
Chicago	3	6	0	.333	141	174
Philadelphia	3	6	0	.333	191	195
L.A. Rams	2	7	0	.222	200	250

*Top NFC playoff seed

As the result of a 57-day players' strike, the 1982 NFL regular-season schedule was reduced from 16 weeks to nine. At the conclusion of the regular season, the NFL conducted a 16-team postseason Super Bowl Tournament. Eight teams from each conference were seeded 1–8 based upon their records during the season.

PASSING

	Att.	Comp.	Yds.	Comp. %	Yds./Att.	TD	TD%	Int.	Int. %	Long	Sack/Lost	Rating
Lomax	205	109	1,367	53.2	6.7	5	2.4	6	2.9	42	31/234	70.3
Hart	33	19	199	57.5	6.0	1	3.0	0	0.0	22	0/0	85.9
Green	1	0	0	0.0	0.0	0	0.0	0	0.0	0	1/9	39.6
Harrell	1	1	10	100.0	10.0	0	0.0	0	0.0	10	0/0	108.3
Team	**240**	**129**	**1,576**	**53.2**	**6.6**	**6**	**2.5**	**6**	**2.9**	**42**	**32/243**	**72.4**
Opponents	**291**	**174**	**2,035**	**59.8**	**7.0**	**16**	**5.5**	**6**	**2.1**	**55**	**23/182**	**90.7**

1983 (8-7-1)
HEAD COACH JIM HANIFAN

Sept. 4	At New Orleans	L	17–28	65,225
Sept. 11	**Dallas**	**L**	**17–34**	**48,532**
Sept. 18	**San Francisco**	**L**	**27–42**	**38,130**
Sept. 25	At Philadelphia	W	14–11	64,465
Oct. 2	At Kansas City	L	14–38	58,975
Oct. 9	**Washington**	**L**	**14–38**	**42,698**
Oct. 16	At Tampa Bay	W	34–27	48,224
Oct. 24	**N.Y. Giants**	**T**	**20–20 (OT)**	**45,630**
Oct. 30	**Minnesota**	**W**	**41–31**	**38,796**
Nov. 6	At Washington	L	7–45	51,380
Nov. 13	**Seattle**	**W**	**33–28**	**33,280**
Nov. 20	**San Diego**	**W**	**44–14**	**40,644**
Nov. 24	At Dallas	L	17–35	60,764
Dec. 4	At N.Y. Giants	W	10–6	25,156
Dec. 11	At L.A. Raiders	W	34–24	32,111
Dec. 18	**Philadelphia**	**W**	**31–7**	**21,902**
			374–428	

Home: 4–3–1 (309,612). Away: 4–4 (406,300).

TEAM STATISTICS

	Cards	Opp.
Total First Downs	**295**	**286**
Rushing	123	107
Passing	148	161
Penalty	24	18
Total Net Yards	**5143**	**5005**
Avg. Per Game	321.4	312.8
Total Plays	1,044	1,020
Avg. Per Play	4.9	4.9
Net Yards Rushing	**2275**	**1838**
Avg. Per Game	142.2	114.9
Total Rushes	525	444
Net Yards Passing	**2868**	**3167**
Avg. Per Game	179.3	197.9
Sacked/Yards Lost	59/441	59/468
Gross Yards	3,309	3,635
Att./Comp./Pct.	460/267/58.0	519/290/55.9
Had Intercepted	21	28
Punts/Average	**85/41.5**	**88/40.3**
Penalties/Yards	**89/770**	**102/819**
Fumbles/Lost	**50/27**	**32/20**
Touchdowns	**47**	**56**
Rushing	15	23
Passing	29	24
Returns	3	9

SCORE BY PERIOD

	Q1	Q2	Q3	Q4	OT	Pts.
Team	79	128	86	81	0	374
Opponents	88	124	105	111	0	428

SCORING

	TD	R	P	R	PAT	FG	S	Pts.
O'Donoghue	0	0	0	0	45/47	15/29	0	90
Green	14	0	14	0	0/0	0/0	0	84
Marsh	8	0	8	0	0/0	0/0	0	48
Anderson	6	5	1	0	0/0	0/0	0	36
Tilley	5	0	5	0	0/0	0/0	0	30
Mitchell	3	3	0	0	0/0	0/0	0	18
Love	3	2	1	0	0/0	0/0	0	18
Lomax	2	2	0	0	0/0	0/0	0	12
Morris	2	2	0	0	0/0	0/0	0	12
Nelson	1	0	0	1	0/0	0/0	0	6
Perrin	1	0	0	1	0/0	0/0	0	6
Grooms	1	0	0	1	0/0	0/0	0	6
Ferrell	1	1	0	0	0/0	0/0	0	6
Galloway	0	0	0	0	0/0	0/0	1	2
Team	**47**	**15**	**29**	**3**	**45/47**	**15/29**	**1**	**374**
Opponents	**56**	**23**	**24**	**9**	**51/56**	**12/15**	**1**	**428**

SACKS

Greer 16.0, A. Baker 13.5, Galloway 12.0, Junior 7.5, Mays 3.0, Nelson 2.0, Grooms 1.0, Harris 1.0, Perrin 1.0, Duda 1.0, Brown 1.0.
Team 59.0 , Opponents 59.0

RUSHING

	No.	Yds.	Avg.	Long	TD
Anderson	296	1,270	4.3	43	5
Mitchell	68	373	5.5	46	3
Morris	75	257	3.4	17	2
Lomax	27	125	4.6	35	2
Love	35	103	2.9	16	2
Ferrell	7	53	7.6	21	1
Green	4	49	12.3	25	0
Harrell	4	13	3.3	8	0
Hart	5	12	2.4	13	0
Sharpe	1	11	11.0	11	0
Lisch	2	9	4.5	5	0
Perrin	1	0	0.0	0	0
Team	**525**	**2,275**	**4.3**	**46**	**15**
Opponents	**444**	**1,838**	**4.1**	**76t**	**23**

RECEIVING

	No.	Yds.	Avg.	Long	TD
Green	78	1,227	15.7	71t	14
Anderson	54	459	8.5	40	1
Tilley	44	690	15.7	71t	5
Marsh	32	421	13.2	38	8
Morris	14	55	3.9	11	0
Shumann	11	154	14.0	33	0
LeFleur	12	99	8.3	21	0
Mitchell	7	54	7.7	17	0
Love	6	58	9.7	16	1
Harrell	3	25	8.3	13	0
Thompson	2	31	15.5	22	0
Pittman	2	21	10.0	11	0
McGill	1	11	11.0	11	0
Ahrens	1	4	4.0	4	0
Team	**267**	**3,309**	**12.4**	**71t**	**29**
Opponents	**290**	**3,635**	**12.5**	**69t**	**24**

INTERCEPTIONS

	No.	Yds.	Avg.	Long	TD
Washington	8	92	11.5	26	0
Perrin	4	50	12.5	30	0
Harris	3	10	3.3	10	0
Junior	3	27	9.0	19	0
Mack	3	25	8.3	13	0
Grooms	1	10	10.0	10	0
A. Baker	2	24	12.0	19	0
Nelson	1	8	8.0	8	0
Galloway	1	17	17.0	17	0
W. Smith	2	3	1.5	3	0
Team	**28**	**266**	**9.5**	**30**	**0**
Opponents	**21**	**385**	**18.3**	**7ot**	**5**

PUNT RETURNS

	Ret.	FC	Yds.	Avg.	Long	TD
Mitchell	38	1	337	8.9	34	0
Bird	14	2	76	5.4	16	0
Harrell	5	1	31	6.2	11	0
Ferrell	1	0	17	17.0	17	0
Team	**58**	**4**	**461**	**7.9**	**34**	**0**
Opponents	**47**	**13**	**307**	**6.5**	**19**	**0**

KICKOFF RETURNS

	No.	Yds.	Avg.	Long	TD
Mitchell	36	778	21.6	66	0
Ferrell	13	257	19.8	28	0
Bird	9	194	21.6	33	0
Schmitt	4	41	10.3	19	0
Love	3	71	23.7	23	0
Harrell	3	62	20.7	26	0
L. Smith	1	19	19.0	19	0

KICKOFF RETURNS (CONT.)

	No.	Yds.	Avg.	Long	TD
Green	1	14	14.0	14	0
Duda	1	12	12.0	12	0
Allerman	1	11	11.0	11	0
Team	**72**	**1,459**	**20.3**	**66**	**0**
Opponents	**66**	**1,300**	**19.9**	**94t**	**1**

PUNTING

	No.	Yds.	Avg.	TB	In20	Lg	Blk.
Birdsong	85	3,529	41.5	7	14	59	0
Team	**85**	**3,529**	**41.5**	**7**	**14**	**59**	**0**
Opponents	**88**	**3,542**	**40.3**	**6**	**18**	**56**	**0**

FIELD GOALS

	1–19	20–29	30–39	40–49	50+
O'Donoghue	0–1	4–6	3–8	6–11	2–3
Team	**0–1**	**4–6**	**3–8**	**6–11**	**2–3**
Opponents	**0–0**	**4–4**	**2–3**	**6–6**	**0–2**

USUAL STARTING LINEUP

Offense
WR ..... Pat Tilley
LT ..... Luis Sharpe
LG ..... Terry Stieve
C ..... Randy Clark
RG ..... Joe Bostic
RT ..... Tootie Robbins
TE ..... Doug Marsh
Greg LaFleur
WR ..... Roy Green
QB ..... Neil Lomax
RB ..... Ottis Anderson
FB ..... Wayne Morris
K ..... Neil O'Donoghue

Defense
LE .. Al "Bubba" Baker
LT ..... Elois Grooms
Mark Duda
RT ..... David Galloway
RE ..... Curtis Greer
LLB ..... E.J. Junior
Bob Harris
MLB ..... Kurt Allerman
E.J. Junior
RLB ..... Charlie Baker
LCB Lionel Washington
Cedric Mack
RCB ..... Wayne Smith
SS ..... Lee Nelson
FS ..... Benny Perrin
P ..... Carl Birdsong

NOTES

After losing five of first six games, Cards rebound with 7–2–1 mark in final 10 contests to narrowly miss playoffs with 8–7–1 record … in first full season at wide receiver, **Roy Green** establishes team records with 78 pass receptions for 1,227 yards to earn all-pro acclaim … DE **Curtis Greer** sets team record with 16 quarterback sacks as Cards lead NFL with 59 traps … Cards and N.Y. Giants play to 20–20 tie on nationally-televised "Monday Night Football" game remembered for three missed overtime field-goal attempts by Card K **Neil O'Donoghue** … future Hall of Fame T **Dan Dierdorf** announces his retirement after 12 seasons, 160 games, and six Pro Bowls … St. Louis (nine) and Kansas City (six) combine for 15 turnovers, two shy of the NFL record, in 38–14 Chiefs' win Oct. 2 … Cards lose 28–10 to Minnesota during Aug. 6 preseason game at London's Wembley Stadium, the first NFL game in England.

FINAL NFC EAST STANDINGS

Team	W	L	T	Pct.	Pts.	OP
Washington#	14	2	0	.875	541	332
Dallas*	12	4	0	.750	479	360
St. Louis	8	7	1	.531	374	428
Philadelphia	5	11	0	.313	233	322
N.Y. Giants	3	12	1	.219	267	347

#Top NFC playoff seed
*Wild-card postseason qualifier

PASSING

	Att.	Comp.	Yds.	Comp. %	Yds./Att.	TD	TD%	Int.	Int. %	Long	Sack/Lost	Rating
Lomax	354	209	2,636	59.0	7.45	24	6.8	11	3.1	71t	40/291	92.0
Hart	91	50	592	54.9	6.51	4	4.4	8	8.8	39t	16/123	53.0
Lisch	13	6	66	46.1	5.08	1	4.8	2	15.4	26	3/27	47.8
Birdsong	1	1	11	00.0	0.00	0	0.0	0	0.0	0	0/0	112.5
Perrin	1	1	4	00.0	0.00	0	0.0	0	0.0	0	0/0	83.3
Team	**460**	**267**	**3,309**	**58.0**	**7.19**	**29**	**6.3**	**21**	**4.6**	**71t**	**59/441**	**82.2**
Opponents	**519**	**290**	**3,635**	**55.9**	**7.00**	**24**	**4.6**	**28**	**5.4**	**69t**	**59/468**	**70.6**

1984 (9-7)
HEAD COACH JIM HANIFAN

Sept. 2	At Green Bay	L	23–24	53,738
Sept. 9	**Buffalo**	**W**	**37–7**	**35,785**
Sept. 16	At Indianapolis	W	34–33	60,274
Sept. 23	At New Orleans	L	24–34	58,723
Sept. 30	**Miami**	**L**	**28–36**	**46,991**
Oct. 7	At Dallas	W	31–20	61,438
Oct. 14	**Chicago**	**W**	**38–21**	**49,554**
Oct. 21	**Washington**	**W**	**26–24**	**50,262**
Oct. 28	At Philadelphia	W	34–14	54,310
Nov. 4	**L.A. Rams**	**L**	**13–16**	**51,010**
Nov. 11	**Dallas**	**L**	**17–24**	**48,721**
Nov. 18	At N.Y. Giants	L	10–16	73,428
Nov. 25	**Philadelphia**	**W**	**17–16**	**39,858**
Dec. 2	At New England	W	33–10	53,558
Dec. 9	**N.Y. Giants**	**W**	**31–21**	**49,973**
Dec. 16	At Washington	L	27–29	54,299
			423–345	

Home: 5–3 (372,154). Away: (469,768).

TEAM STATISTICS

	Cards	Opp.
Total First Downs	**345**	**292**
Rushing	129	108
Passing	200	157
Penalty	16	27
Total Net Yards	**6,345**	**5,094**
Avg. Per Game	396.6	318.4
Total Plays	1,103	991
Avg. Per Play	5.8	5.1
Net Yards Rushing	**2,088**	**1,923**
Avg. Per Game	130.5	120.2
Total Rushes	488	442
Net Yards Passing	**4,257**	**3,171**
Avg. Per Game	266.1	198.2
Sacked/Yards Lost	49/377	55/403
Gross Yards	4,634	3,574
Att./Comp./Pct.	566/347/61.3	494/251/50.8
Had Intercepted	16	21
Punts/Average	**68/38.1**	**81/38.9**
Penalties/Yards	**109/904**	**75/578**
Fumbles/Lost	**32/20**	**20/12**
Touchdowns	**51**	**39**
Rushing	21	11
Passing	28	26
Returns	2	2

SCORE BY PERIOD

	Q1	Q2	Q3	Q4	OT	Pts.
Team	72	134	102	115	0	423
Opponents	77	100	97	71	0	345

SCORING

	TD	R	P	R	PAT	FG	S	Pts.
O'Donoghue	0	0	0	0	48/51	24/35	0	117
Green	12	0	12	0	0/0	0/0	0	72
Mitchell	11	9	2	0	0/0	0/0	0	66
Anderson	8	6	2	0	0/0	0/0	0	48
Marsh	5	0	5	0	0/0	0/0	0	30
Tilley	5	0	5	0	0/0	0/0	0	30
Lomax	3	3	0	0	0/0	0/0	0	18
Ferrell	2	1	1	0	0/0	0/0	0	12
Love	2	1	1	0	0/0	0/0	0	12
Howard	1	0	0	1	0/0	0/0	0	6
L. Smith	1	0	0	1	0/0	0/0	0	6
Harrell	1	1	0	0	0/0	0/0	0	6
Team	**51**	**21**	**28**	**2**	**48/51**	**24/35**	**0**	**423**
Opponents	**39**	**11**	**26**	**2**	**36/39**	**24/37**	**0**	**345**

SACKS

Greer 14.0, A. Baker 10.0, Junior 9.5, Galloway 5.0, Duda 4.0, Mays 3.5, Nelson 3.0, Grooms 2.0, Holloway 1.5, Harris 1.5, L. Smith 1.0.
Team 55.0, Opponents 65.0

RUSHING

	No.	Yds.	Avg.	Long	TD
Anderson	289	1,174	4.1	24	6
Mitchell	81	434	5.4	39	9
Ferrell	44	203	4.5	25	1
Lomax	35	184	5.3	20	3
Love	25	90	3.6	13	1
Harrell	5	7	1.2	4	1
Harrington	3	6	2.0	5	0
McIvor	3	5	1.7	6	0
Marsh	1	–5	–5.0	–5	0
Green	1	–10	–10.0	–10	0
Team	**488**	**2,088**	**4.3**	**39**	**21**
Opponents	**442**	**1,923**	**4.4**	**73**	**11**

RECEIVING

	No.	Yds.	Avg.	Long	TD
Green	78	1,555	19.9	83t	12
Anderson	70	611	8.7	57	2
Tilley	52	758	14.6	42	5
Marsh	39	608	15.6	47	5
Mitchell	26	318	12.2	44t	2
Ferrell	26	218	8.4	21	1
LaFleur	17	198	11.6	21	0
Harrell	14	106	7.6	15	0
Pittman	10	145	14.5	50	0
Love	7	33	4.7	16	1
Mack	5	61	12.2	22	0
Goode	3	23	7.7	10	0
Team	**347**	**4,634**	**13.4**	**83t**	**28**
Opponents	**251**	**3,574**	**14.2**	**90t**	**26**

INTERCEPTIONS

	No.	Yds.	Avg.	Long	TD
Washington	5	42	8.4	18	0
W. Smith	4	35	8.8	23	0
Perrin	4	22	5.5	22	0
L. Smith	2	31	15.5	25t	1
Griffin	2	0	0.0	0	0
Howard	2	-4	-2.0	1	0
Heflin	1	19	19.0	19	0
Junior	1	18	18.0	18	0
Team	**21**	**163**	**7.8**	**25t**	**1**
Opponents	**16**	**219**	**13.7**	**54**	**0**

PUNT RETURNS

	Ret.	FC	Yds.	Avg.	Long	TD
Mitchell	38	3	333	8.8	39	0
Bird	5	0	56	11.2	17	0
Pittman	4	1	10	2.5	5	0
Green	0	1	0	0.0	0	0
Team	**47**	**5**	**399**	**8.5**	**39**	**0**
Opponents	**27**	**12**	**239**	**8.9**	**61**	**0**

KICKOFF RETURNS

	No.	Yds.	Avg.	Long	TD
Mitchell	35	804	23.0	56	0
Pittman	14	319	22.8	43	0
Harrell	13	231	17.8	28	0
Bird	9	190	21.1	28	0
Green	1	18	18.0	18	0
Love	1	1	1.0	1	0
Ferrell	1	0	0.0	0	0
Team	**74**	**1,563**	**21.1**	**56**	**0**
Opponents	**85**	**1,549**	**18.2**	**96t**	**1**

PUNTING

	No.	Yds.	Avg.	TB	In20	Lg	Blk.
Birdsong	67	2,594	38.7	8	20	59	1
Team	1	0	0.0	0	0	0	0
Team	**68**	**2,594**	**38.1**	**8**	**20**	**59**	**1**
Opponents	**81**	**3,157**	**38.9**	**5**	**9**	**59**	**1**

FIELD GOALS

	1–19	20–29	30–39	40–49	50+
O'Donoghue	0–0	7–7	7–9	8–16	1–3
Team	**0–0**	**7–7**	**7–9**	**8–16**	**1–3**
Opponents	**1–1**	**8–10**	**13–16**	**2–6**	**7–5**

USUAL STARTING LINEUP

Offense
WR ..... Pat Tilley
LT..... Luis Sharpe
LG..... Terry Stieve
C..... Randy Clark
RG.....Joe Bostic
RT .....Tootie Robbins
TE ..... Doug Marsh
Greg LaFleur
WR..... Roy Green
QB.....Neil Lomax
RB.....Ottis Anderson
FB..... Earl Ferrell
K.....Neil O'Donoghue

Defense
LE . Al "Bubba" Baker
LT..... David Galloway
RT .....Elois Grooms
Mark Duda
RE ..... Curtis Greer
LLB ..Thomas Howard
MLB..... E.J. Junior
Kurt Allerman
RLB ..... Charlie Baker
E.J. Junior
LCB .....Lionel Wash.
RCB ..... Wayne Smith
SS ..... Leonard Smith
Lee Nelson
FS .....Benny Perrin
P.....Carl Birdsong

NOTES

The Cards, with the NFC Eastern Division title on line to the winner, travel to R.F.K. Stadium and battle back from a 23–7 halftime deficit to take a 27–26 lead midway through fourth quarter, but a 50-yard field-goal try sails wide as time expires and Washington escaped with a 29–27 win and the division crown ... in the torrid comeback at Washington, QB **Neil Lomax** connects on 25 of 28 passes for 314 yards in the second half ... Cards finish 9–7 with seven losses by an average of just over six points ... Lomax sets club single-season marks with 345 pass completions in 560 attempts for 4,614 yards (fifth highest in NFL history), 28 touchdowns, and 92.5 quarterback rating ... WR **Roy Green's** 1,555 receiving yards is most by NFL player in 19 seasons as he averages 45.3 yards per touchdown reception.

FINAL NFC EAST STANDINGS

Team	W	L	T	Pct.	Pts.	OP
Washington	11	5	0	.688	426	310
N.Y. Giants*	9	7	0	.563	299	301
St. Louis	9	7	0	.563	423	345
Dallas	9	7	0	.563	308	308
Philadelphia	6	9	1	.406	278	320

*Wild-card postseason qualifier

PASSING

	Att.	Comp.	Yds.	Comp. %	Yds./Att.	TD	TD%	Int.	Int. %	Long	Sack/Lost	Rating
Lomax	560	345	4,614	61.6	8.24	28	5.0	16	2.99	83t	49/377	92.5
McIvor	4	0	0	0.0	0.00	0	0.0	0	0.0	0	0/0	39.6
Mitchell	1	1	20	100.0	0.00	0	0.0	0	0.0	0	0/0	118.8
Perrin	1	1	0	0.0	0.00	0	0.0	0	0.0	0	0/0	79.2
Team	**566**	**347**	**4,634**	**61.3**	**8.19**	**28**	**4.9**	**16**	**2.8**	**83t**	**49/377**	**92.0**
Opponents	**494**	**251**	**3,574**	**50.8**	**7.23**	**26**	**5.3**	**21**	**4.1**	**90t**	**55/403**	**74.4**

1985 (5-11)
HEAD COACH JIM HANIFAN

Sept. 8	At Cleveland	W	27–24 (OT)	62,107
Sept. 15	**Cincinnati**	**W**	**41–27**	**46,321**
Sept. 22	At N.Y. Giants	L	17–27	74,987
Sept. 29	**Green Bay**	**W**	**43–28**	**48,598**
Oct. 7	At Washington	L	10–27	53,134
Oct. 13	At Philadelphia	L	7–30	48,186
Oct. 20	At Pittsburgh	L	10–23	56,478
Oct. 27	**Houston**	**L**	**10–20**	**43,190**
Nov. 4	**Dallas**	**W**	**21–10**	**49,337**
Nov. 10	At Tampa Bay	L	0–16	34,736
Nov. 17	**Philadelphia**	**L**	**14–24**	**39,032**
Nov. 24	**N.Y. Giants**	**L**	**3–34**	**41,248**
Nov. 28	At Dallas	L	17–35	54,125
Dec. 8	**New Orleans**	**W**	**28–16**	**29,527**
Dec. 15	At L.A.Rams	L	14–46	52,052
Dec. 21	**Washington**	**L**	**16–27**	**28,090**
			278–414	

Home: 4–4 (325,343). Away: 1–7 (435,805).

TEAM STATISTICS

	Cards	Opp.
Total First Downs	**301**	**314**
Rushing	108	115
Passing	171	169
Penalty	22	30
Total Net Yards	**5086**	**5381**
Avg. Per Game	317.9	336.3
Total Plays	1,016	1,045
Avg. Per Play	5.0	5.2
Net Yards Rushing	**1974**	**2378**
Avg. Per Game	123.4	148.6
Total Rushes	417	552
Net Yards Passing	**3112**	**3003**
Avg. Per Game	194.5	187.7
Sacked/Yards Lost	65/469	32/254
Gross Yards	3,581	3,257
Att./Comp./Pct.	534/296/55.4	461/253/54.9
Had Intercepted	18	13
Punts/Average	**85/41.7**	**75/41.0**
Penalties/Yards	**101/816**	**88/744**
Fumbles/Lost	**36/16**	**28/14**
Touchdowns	**34**	**47**
Rushing	14	11
Passing	19	34
Returns	1	2

SCORE BY PERIOD

	Q1	Q2	Q3	Q4	OT	Pts.
Team	67	73	48	87	3	278
Opponents	78	122	77	137	0	414

SCORING

	TD	R	P	R	PAT	FG	S	Pts.
Mitchell	10	7	3	0	0/0	0/0	0	60
O'Donoghue	0	0	0	0	19/19	10/18	0	49
Tilley	6	0	6	0	0/0	0/0	0	36
Green	5	0	5	0	0/0	0/0	0	30
Ferrell	4	2	2	0	0/0	0/0	0	24
Anderson	4	4	0	0	0/0	0/0	0	24
Bojovic	0	0	0	0	11/12	3/7	0	20
Washington	1	0	0	1	0/0	0/0	0	6
Duncan	1	0	1	0	0/0	0/0	0	6
J.T. Smith	1	0	1	0	0/0	0/0	0	6
Marsh	1	0	1	0	0/0	0/0	0	6
Harrington	1	1	0	0	0/0	0/0	0	6
Atkinson	0	0	0	0	3/3	0/3	0	3
Wright	0	0	0	0	0/0	0/0	1	2
Team	**34**	**14**	**19**	**1**	**33/34**	**12/28**	**1**	**278**
Opponents	**47**	**11**	**34**	**2**	**46/47**	**28/38**	**1**	**414**

SACKS

Greer 7.0, Duda 5.5, Galloway 4.5, A. Baker 4.0, Nunn 3.0, L. Smith 3.0, Junior 2.0, Mays 2.0, Grooms 1.0.

Team 32.0, Opponents 65.0

RUSHING

	No.	Yds.	Avg.	Long	TD
Mitchell	183	1,006	5.5	64	7
Anderson	118	481	4.1	38	4
Ferrell	45	204	4.5	30	2
Lomax	32	125	3.9	23	0
Wolfley	24	64	2.7	11	0
Harrington	7	42	6.0	22	1
J.T. Smith	3	36	12.0	30	0
Brunner	3	8	2.7	8	0
Love	1	4	4.0	4	0
Green	1	2	2.0	2	0
Team	**417**	**1,974**	**4.7**	**64**	**14**
Opponents	**552**	**2,378**	**4.3**	**80**	**11**

RECEIVING

	No.	Yds.	Avg.	Long	TD
Green	50	683	13.9	47	5
Tilley	49	726	14.8	47	6
Mitchell	47	502	10.7	46	3
J.T. Smith	43	581	13.5	34	1
Marsh	37	355	9.6	23	1
Ferrell	25	277	11.1	30	2
Anderson	23	225	9.8	43	0
LaFleur	9	119	13.2	24	0
Duncan	4	39	9.8	14	1
Gray	3	22	7.3	12	0
Wolfley	2	18	9.0	17	0
Love	2	4	2.0	3	0
Mack	1	16	16.0	16	0
Novacek	1	4	4.0	4	0
Team	**296**	**3,581**	**12.1**	**47**	**19**
Opponents	**253**	**3,257**	**12.9**	**53**	**34**

INTERCEPTIONS

	No.	Yds.	Avg.	Long	TD
Junior	5	109	21.8	53	0
Young	3	0	0.0	0	0
L. Smith	2	73	36.5	67	0
Mack	2	10	5.0	10	0
Washington	1	48	48.0	48t	1
Team	**13**	**240**	**18.5**	**67**	**1**
Opponents	**18**	**247**	**13.7**	**68**	**1**

PUNT RETURNS

	Ret.	FC	Yds.	Avg.	Long	TD
J.T. Smith	26	9	283	10.9	31	0
Mitchell	11	2	97	8.8	21	0
Nelson	2	0	14	7.0	8	0
Tilley	1	0	–1	–1.0	–1	0
Team	**40**	**11**	**393**	**9.8**	**31**	**0**
Opponents	**50**	**12**	**457**	**9.1**	**26**	**0**

KICKOFF RETURNS

	No.	Yds.	Avg.	Long	TD
Duncan	28	550	19.6	34	0
Mitchell	19	345	18.2	35	0
Wolfley	13	234	18.0	28	0
L. Smith	5	68	13.6	26	0
Harrington	4	77	19.3	35	0
J.T. Smith	4	59	14.8	33	0
Nelson	3	49	16.3	26	0
Novacek	1	20	20.0	20	0
Mumford	1	19	19.0	19	0
Team	**78**	**1,421**	**18.2**	**35**	**0**
Opponents	**56**	**1,150**	**20.5**	**40**	**0**

PUNTING

	No.	Yds.	Avg.	TB	In20	Lg	Blk.
Birdsong	85	3,545	41.7	8	20	67	2
Team	**85**	**3,545**	**41.7**	**8**	**20**	**67**	**2**
Opponents	**75**	**3,077**	**41.0**	**5**	**12**	**64**	**0**

FIELD GOALS

	1–19	20–29	30–39	40–49	50+
O'Donoghue	1–1	3–5	4–6	2–4	0–2
Atkinson	0–0	0–0	0–0	0–3	0–0
Bojovic	0–0	0–0	0–2	2–3	0–2
Team	**1–1**	**3–5**	**4–8**	**4–10**	**0–4**
Opponents	**3–3**	**6–7**	**11–14**	**6–9**	**2–5**

USUAL STARTING LINEUP

Offense

WR..... Pat Tilley
LT..... Luis Sharpe
LG.... Doug Dawson
C..... Randy Clark
RG..... Joe Bostic
RT .. Tootie Robbins
Lance Smith
TE ..... Doug Marsh
WR..... Roy Green
QB..... Neil Lomax
RB.. Ottis Anderson
Stump Mitchell
RB..... Earl Ferrell
K... Neil O'Donoghue
Novo Bojovic

Defense

LE Al "Bubba" Baker
LT.. David Galloway
RT..... Mark Duda
RE..... Curtis Greer
LLB..... Niko Noga
MLB..... E.J. Junior
RLB..... Freddie Joe
Nunn
LCB.... Cedric Mack
RCB... Wayne Smith
SS .. Leonard Smith
FS .... Lonnie Young
Benny Perrin
P..... Carl Birdsong

NOTES

Though a 3–1 start looks promising, the Cards win only two of their final 12 contests to finish 5–11, spelling the end of **Jim Hanifan's** six-year (1980–85) tenure as head coach ... with former all-pro RB **Ottis Anderson** injured, RB **Stump Mitchell** averages 96.9 yards rushing in final nine games en route to 1,006 yards and a 5.5-yard average per carry despite starting just eight contests ... QB **Neil Lomax** is sacked NFC-high 61 times ... Yugoslavian K **Novo Bojovic**, signed by the Cards during mid-season, kicks a 40-yard field goal to give the Cards a 3–0 first-quarter lead Nov. 24 vs. N.Y. Giants, chases down the football, spikes it in the end zone, then watches with teammates as Giants score 34 unanswered points in 34–3 defeat at the Meadowlands.

FINAL NFC EAST STANDINGS

Team	W	L	T	Pct.	Pts.	OP
Dallas	10	6	0	.625	357	333
N.Y. Giants*	10	6	0	.625	399	283
Washington	10	6	0	.625	297	312
Philadelphia	7	9	0	.438	286	310
St. Louis	5	11	0	.313	278	414

*Wild-card postseason qualifier

PASSING

	Att.	Comp.	Yds.	Comp. %	Yds./Att.	TD	TD%	Int.	Int. %	Long	Sack/Lost	Rating
Lomax	471	266	3,214	56.5	6.82	18	3.8	12	2.5	47	61/442	79.9
Brunner	60	29	336	48.3	5.60	1	1.7	6	10.0	40	4/27	31.8
Mitchell	2	1	31	50.0	15.50	0	0.0	0	0.0	31	0/0	95.9
Birdsong	1	0	0	0.0	0.00	0	0.0	0	0.0	0	0/0	39.6
Team	**534**	**296**	**3,581**	**55.4**	**6.71**	**19**	**3.6**	**18**	**3.4**	**47**	**65/469**	**74.1**
Opponents	**461**	**253**	**3,257**	**54.9**	**7.07**	**34**	**7.4**	**13**	**2.8**	**53**	**32/254**	**90.3**

1986 (4-11-1)

HEAD COACH GENE STALLINGS

Sept. 7	**L.A. Rams**	**L**	**10–16**	**40,347**
Sept. 14	At Atlanta	L	13–33	46,463
Sept. 21	At Buffalo	L	10–17	65,762
Sept. 29	**Dallas**	**L**	**7–31**	**49,077**
Oct. 5	**N.Y. Giants**	**L**	**6–13**	**40,562**
Oct. 12	At Tampa Bay	W	30–19	33,307
Oct. 19	At Washington	L	21–28	53,494
Oct. 26	At Dallas	L	6–37	60,756
Nov. 2	**Philadelphia**	**W**	**13–10**	**33,051**
Nov. 9	At San Francisco	L	17–43	50,172
Nov. 16	**New Orleans**	**L**	**7–16**	**32,069**
Nov. 23	**Kansas City**	**W**	**23–14**	**29,680**
Nov. 30	**Washington**	**L**	**17–20**	**35,637**
Dec. 7	At Philadelphia	T	10–10 (OT)	50,148
Dec. 14	At N.Y. Giants	L	7–27	75,261
Dec. 21	**Tampa Bay**	**W**	**21–17**	**23,957**
			218–351	

Home: 3–5 (284,380). Away: 1–6–1 (435,363).

TEAM STATISTICS

	Cards	Opp.
Total First Downs	**273**	**304**
Rushing	102	125
Passing	149	149
Penalty	22	30
Total Net Yards	**4503**	**4864**
Avg. Per Game	281.4	304.0
Total Plays	994	1,037
Avg. Per Play	4.5	4.7
Net Yards Rushing	**1787**	**2227**
Avg. Per Game	111.7	139.2
Total Rushes	419	560
Net Yards Passing	**2716**	**2637**
Avg. Per Game	169.8	164.8
Sacked/Yards Lost	59/424	41/355
Gross Yards	3,140	2,992
Att./Comp./Pct.	516/293/56.8	436/215/49.3
Had Intercepted	19	10
Punts/Average	**92/37.1**	**83/42.5**
Penalties/Yards	**116/932**	**86/682**
Fumbles/Lost	**25/10**	**40/12**
Touchdowns	**27**	**40**
Rushing	8	17
Passing	17	21
Returns	2	2

SCORE BY PERIOD

	Q1	Q2	Q3	Q4	OT	Pts.
Team	15	79	41	83	0	218
Opponents	82	106	64	99	0	351

SCORING

	TD	R	P	R	PAT	FG	S	Pts.
Lee	0	0	0	0	14/17	8/13	0	38
Green	6	0	6	0	0/0	0/0	0	36
J.T. Smith	6	0	6	0	0/0	0/0	0	36
Mitchell	5	5	0	0	0/0	0/0	0	30
Ferrell	3	0	3	0	0/0	0/0	0	18
Schubert	0	0	0	0	9/10	3/11	0	18
Sikahema	3	0	1	2	0/0	0/0	0	18
Anderson	2	2	0	0	0/0	0/0	0	12
Fox	1	0	1	0	0/0	0/0	0	6
Lomax	1	1	0	0	0/0	0/0	0	6
Team	**27**	**8**	**17**	**2**	**23/27**	**11/24**	**0**	**218**
Opponents	**40**	**17**	**21**	**2**	**37/40**	**24/32**	**1**	**351**

SACKS

A. Baker 10.0, Nunn 7.0, L. Smith 5.0, Galloway 5.0, Bell 4.0, C. Baker 3.5, Clasby 3.0, Noga 2.0.
Team 41.0, Opponents 59.0

RUSHING

	No.	Yds.	Avg.	Long	TD
Mitchell	174	800	4.6	44	5
Ferrell	124	548	4.4	25	0
Anderson	51	156	3.1	14	2
Lomax	35	148	4.2	18	1
Sikahema	16	62	3.9	23	0
Stoudt	7	53	7.6	17	0
Wolfley	8	19	2.4	8	0
Marsh	1	5	5.0	5	0
Green	2	–4	–2.0	1	0
Austin	1	0	0.0	0	0
Team	**419**	**1,787**	**4.3**	**44**	**8**
Opponents	**560**	**2,227**	**4.0**	**54**	**17**

RECEIVING

	No.	Yds.	Avg.	Long	TD
J.T. Smith	80	1,014	12.7	45	6
Ferrell	56	434	7.8	30t	3
Green	42	517	12.3	48t	6
Mitchell	41	276	6.7	24	0
Marsh	25	313	12.5	27	0
T. Johnson	14	203	14.5	39	0
Anderson	10	91	9.1	19	0
Fox	5	59	11.8	38t	1
Sikahema	10	99	9.9	27	1
Tilley	3	51	17.0	18	0
Holman	3	41	13.7	18	0
Wolfley	2	32	16.0	28	0
Sargent	1	8	8.0	8	0
Novacek	1	2	2.0	2	0
Team	**293**	**3,140**	**10.7**	**48t**	**17**
Opponents	**215**	**2,992**	**13.9**	**51**	**21**

INTERCEPTIONS

	No.	Yds.	Avg.	Long	TD
Mack	4	42	10.5	24	0
Washington	2	19	9.5	19	0
Carter	2	12	6.0	11	0
W. Smith	1	35	35.0	35	0
Le. Smith	1	13	13.0	13	0
Team	**10**	**121**	**12.1**	**35**	**0**
Opponents	**19**	**271**	**14.3**	**78t**	**2**

PUNT RETURNS

	Ret.	FC	Yds.	Avg.	Long	TD
Sikahema	43	16	522	12.1	71t	2
J.T. Smith	1	0	6	6.0	6	0
Carter	1	0	0	0.0	0	0
Team	**45**	**16**	**528**	**11.7**	**71t**	**2**
Opponents	**44**	**20**	**296**	**6.7**	**22**	**0**

KICKOFF RETURNS

	No.	Yds.	Avg.	Long	TD
Sikahema	37	847	22.9	44	0
Swanson	10	206	20.6	40	0
Mitchell	6	203	33.8	53	0
Fox	6	161	26.8	38	0
Johnson	3	46	15.3	25	0
Carter	2	21	10.5	14	0
Ferrell	3	41	13.7	27	0
Sargent	2	27	13.5	14	0
Holmes	1	2	2.0	2	0
Wolfley	0	–6	–6.0	–6	0
Team	**70**	**1,548**	**22.1**	**53**	**0**
Opponents	**50**	**886**	**17.7**	**56**	**0**

PUNTING

	No.	Yds.	Avg.	TB	In20	Lg	Blk.
Cater	61	2,271	37.2	4	16	52	1
Arapostathis	30	1,140	38.0	0	5	50	0
Team	**92**	**3,411**	**37.1**	**4**	**21**	**52**	**1**
Opponents	**83**	**3,514**	**42.3**	**10**	**24**	**60**	**0**

FIELD GOALS

	1–19	20–29	30–39	40–49	50+
Lee	0–0	2–3	5–6	1–4	0–0
Schubert	0–0	2–2	0–4	1–5	0–0
Team	**0–0**	**4–5**	**5–10**	**2–9**	**0–0**
Opponents	**0–0**	**5–6**	**9–11**	**9–15**	**0–0**

USUAL STARTING LINEUP

Offense
WR ..... J.T. Smith
LT ..... Luis Sharpe
LG ..... Derek Kennard
Ray Brown
C ..... Mike Ruether
Gene Chilton
RG ..... Joe Bostic
RT ..... Lance Smith
Tootie Robbins
TE ..... Doug Marsh
WR ..... Roy Green
QB ..... Neil Lomax
RB ..... Stump Mitchell
FB ..... Earl Ferrell
K ..... John Lee
Eric Schubert

Defense
LE ..... Bob Clasby
NT ..... Mark Duda
David Galloway
RE .. Al "Bubba" Baker
LOLB ..... Freddie Joe
Nunn
LILB ..... E.J. Junior
RILB ..... Niko Noga
ROLB .... Charlie Baker
LCB . Lionel Washington
RCB ..... Cedric Mack
Wayne Smith
SS ..... Leonard Smith
FS ..... Lonnie Young
P ..... Greg Cater

NOTES

Long-time Dallas assistant **Gene Stallings** named Cards' head coach ... injury-riddled squad manages 4–11–1 mark ... rookie 10th-round pick and RB **Vai Sikahema** (return specialist) and FB **Ron Wolfley** (special teams) voted to Pro Bowl ... Sikahema ties NFL record with two punt returns for touchdowns (71 and 60 yards) vs. Tampa Bay Dec. 21 ... WR **J.T. Smith** sets club single-season mark with 80 pass receptions ... just eight weeks removed from back surgery, 49ers quarterback Joe Montana makes spectacular return at Cards' expense, completing 13 of 19 passes for 270 yards and three touchdowns to Jerry Rice in 43–17 win at San Francisco Nov. 9.

FINAL NFC EAST STANDINGS

Team	W	L	T	Pct.	Pts.	OP
N.Y. Giants#	14	2	0	.875	371	236
Washington*	12	4	0	.750	368	296
Dallas	7	9	0	.438	346	337
Philadelphia	5	10	1	.344	256	312
St. Louis	4	11	1	.281	218	315

#Top NFC playoff seed
*Wild-card postseason qualifier

PASSING

	Att.	Comp.	Yds.	Comp. %	Yds./Att.	TD	TD%	Int.	Int. %	Long	Sack/Lost	Rating
Lomax	421	240	2,583	57.0	6.14	13	3.1	12	2.9	48t	52/381	73.4
Stoudt	91	52	542	57.1	5.96	3	3.3	7	7.7	24t	7/43	53.4
Mitchell	3	1	15	33.3	5.00	1	0.0	0	0.0	0	0/0	90.3
Arapostathis	1	0	0	00.0	0.00	0	0.0	0	0.0	0	0/0	39.6
Team	**516**	**293**	**3,140**	**56.8**	**6.09**	**17**	**3.3**	**19**	**3.7**	**48t**	**59/424**	**70.3**
Opponents	**436**	**215**	**2,992**	**49.3**	**6.86**	**21**	**4.8**	**10**	**2.3**	**51**	**41/355**	**78.1**

1987 (7-8)
HEAD COACH GENE STALLINGS
(Final season in St. Louis)

Sept. 13	**Dallas**	**W**	**24–13**	**47,241**
Sept. 20	At San Diego	L	24–28	47,998
Sept. 27	Indianapolis (not played)			
Oct. 4	At Washington	L	21–28	27,728
Oct. 11	**New Orleans**	**W**	**24–19**	**11,795**
Oct. 18	At S.F.	L	28–34	38,094
Oct. 25	At N.Y. Giants	L	7–30	74,391
Nov. 1	**Philadelphia**	**L**	**23–28**	**24,586**
Nov. 8	**Tampa Bay**	**W**	**31–28**	**22,449**
Nov. 15	**L.A. Rams**	**L**	**24–27**	**27,730**
Nov. 22	At Philadelphia	W	31–19	55,592
Nov. 29	At Atlanta	W	34–21	15,909
Dec. 6	**Washington**	**L**	**17–34**	**31,324**
Dec. 13	**N.Y. Giants**	**W**	**27–24**	**29,623**
Dec. 20	At Tampa Bay	W	31–14	32,046
Dec. 27	At Dallas	L	16–21	36,788
			362–368	

Home: 4–3 (194,748). Away: 3–5 (328,536).

TEAM STATISTICS

	Cards	Opp.
Total First Downs	**325**	**306**
Rushing	115	116
Passing	189	168
Penalty	21	22
Total Net Yards	**5326**	**5384**
Avg. Per Game	355.1	358.9
Total Plays	1,045	1,023
Avg. Per Play	5.1	5.3
Net Yards Rushing	**1873**	**2001**
Avg. Per Game	124.9	133.4
Total Rushes	462	492
Net Yards Passing	**3453**	**3383**
Avg. Per Game	230.2	225.5
Sacked/Yards Lost	54/397	41/285
Gross Yards	3,850	3,668
Att./Comp./Pct.	529/305/57.7	490/276/56.3
Had Intercepted	15	14
Punts/Average	**70/38.0**	**74/41.2**
Penalties/Yards	**101/797**	**88/718**
Fumbles/Lost	**23/12**	**34/19**
Touchdowns	**46**	**48**
Rushing	15	16
Passing	25	30
Returns	6	2

SCORE BY PERIOD

	Q1	Q2	Q3	Q4	OT	Pts.
Team	67	127	61	107	0	362
Opponents	90	88	103	87	0	368

SCORING

	TD	R	P	R	PAT	FG	S	Pts.
Gallery	0	0	0	0	30/31	9/19	0	57
J. Smith	8	0	8	0	0/0	0/0	0	48
Del Greco St.L.	0	0	0	0	8/9	4/5	0	20
Ferrell	7	7	0	0	0/0	0/0	0	42
Awalt	6	0	6	0	0/0	0/0	0	36
Mitchell	5	3	2	0	0/0	0/0	0	30
Green	4	0	4	0	0/0	0/0	0	24
McAdoo	4	3	0	1	0/0	0/0	0	24
Novacek	3	0	3	0	0/0	0/0	0	18
T. Johnson	2	0	2	0	0/0	0/0	0	12
Staurovsky	0	0	0	0	6/6	1/3	0	9
Garza	1	1	0	0	0/0	0/0	0	6
Jackson	1	0	0	1	0/0	0/0	0	6
N. Noga	1	0	0	1	0/0	0/0	0	6
P. Noga	1	0	0	1	0/0	0/0	0	6
Le. Smith	1	0	0	1	0/0	0/0	0	6
Sikahema	1	0	0	1	0/0	0/0	0	6
Wolfley	1	1	0	0	0/0	0/0	0	6
Team	**46**	**15**	**25**	**6**	**44/46**	**14/27**	**0**	**362**
Opponents	**48**	**16**	**30**	**2**	**45/48**	**11/18**	**1**	**368**

SACKS

Nunn 11.0, Greer 6.0, Clasby 4.5, N. Noga 3.0, Saddler 3.0, Garalczyk 2.5, Junior 2.0, Le. Smith 2.0, Scotts 2.0, Alvord 1.5, Bell 1.0, Galloway 1.0, Mack 1.0, Dulin 0.5.

Team 41.0, Opponents 54.0

RUSHING

	No.	Yds.	Avg.	Long	TD
Mitchell	203	781	3.8	42	3
Ferrell	113	512	4.5	35t	7
McAdoo	53	230	4.3	17	3
Lomax	29	107	3.7	19	0
Sargent	18	90	5.0	16	0
Wolfley	26	87	3.3	8	1
Green	2	34	17.0	26	0
Garza	8	31	3.9	10	1
Ro. Brown	1	9	9.0	9	0
T. Johnson	1	9	9.0	9	0
Cater	2	3	1.5	11	0
Stoudt	1	-2	-2.0	-2	0
Awalt	2	-9	-4.5	-1	0
Halloran	3	-9	-3.0	2	0
Team	**462**	**1,873**	**4.1**	**42**	**15**
Opponents	**492**	**2,001**	**4.1**	**47t**	**16**

RECEIVING

	No.	Yds.	Avg.	Long	TD
J.T. Smith	91	1,117	12.3	38	8
Mitchell	45	397	8.8	39	2
Green	43	731	17.0	57	4
Awalt	42	526	12.5	35	6
Ferrell	23	262	11.4	36	0
Novacek	20	254	12.7	25	3
T. Johnson	15	308	20.5	49t	2
Holmes	11	132	12.0	23	0
Wolfey	8	68	8.5	16	0
Sargent	2	19	9.5	10	0
Ro. Brown	2	16	8.0	9	0
McAdoo	2	12	6.0	6	0
Harris	1	8	8.0	8	0
Team	**305**	**3,850**	**12.6**	**57**	**25**
Opponents	**276**	**3,668**	**13.3**	**88t**	**30**

INTERCEPTIONS

	No.	Yds.	Avg.	Long	TD
Curtis	5	65	13.0	31	0
Mack	2	0	0.0	0	0
P. Noga	1	60	60.0	60t	1
Junior	1	25	25.5	25	0
Bell	1	13	13.0	13	0
Mathis	1	4	4.0	4	0
Carter	1	0	0.0	0	0
Saddler	1	0	0.0	0	0
Young	1	0	0.0	0	0
Team	**14**	**167**	**11.9**	**60t**	**1**
Opponents	**15**	**227**	**15.1**	**63**	**0**

PUNT RETURNS

	Ret.	FC	Yds.	Avg.	Long	TD
Sikahema	44	7	550	12.5	76t	1
Team	**44**	**7**	**550**	**12.5**	**76t**	**1**
Opponents	**36**	**8**	**489**	**13.6**	**81t**	**1**

KICKOFF RETURNS

	No.	Yds.	Avg.	Long	TD
Sikahema	34	761	22.4	50	0
McAdoo	23	444	19.3	30	0
Sargent	3	37	12.3	27	0
Ro. Brown	1	40	40.0	40	0
Ferrell	1	10	10.0	10	0
Holmes	1	25	25.5	25	0
Team	**63**	**1,317**	**20.9**	**50**	**0**
Opponents	**59**	**1,063**	**18.0**	**66**	**0**

PUNTING

	No.	Yds.	Avg.	TB	In20	Lg	Blk.
Horne (St.L.)	24	971	40.5	3	4	51	0
Cater	39	1,470	37.7	2	10	68	1
Royals	6	222	37.0	0	2	46	0
Team	**69**	**2,663**	**38.6**	**5**	**16**	**68**	**1**
Opponents	**74**	**3,049**	**41.2**	**6**	**18**	**63**	**0**

FIELD GOALS

	1–19	20–29	30–39	40–49	50+
Del Greco (G.B)	0–0	1–2	2–4	2–4	0–0
Del Greco (St. L.)	0–0	2–3	2–2	0–0	0–0
Gallery	0–0	4–5	2–7	3–7	0–0
Staurovsky	0–0	1–2	0–0	0–1	0–0
Team	**0–0**	**7–10**	**4–9**	**3–8**	**0–0**
Opponents	**0–0**	**7–7**	**2–3**	**2–6**	**0–2**

USUAL STARTING LINEUP

Offense		Defense	
WR	J.T. Smith	**LE**	Freddie Joe Nunn
LT	Luis Sharpe	**LT**	Bob Clasby
LG	Todd Peat Joe Bostic	**RT**	Steve Alvord Mark Duda
C	Derek Kennard	**RE**	Curtis Greer David Galloway
RG	Lance Smith		
RT	Tootie Robbins	**LLB**	Anthony Bell
TE	Rob Awalt Jay Novacek	**MLB**	Niko Noga
		RLB	E.J. Junior
WR	Roy Green	**LCB**	Carl Carter
QB	Neil Lomax	**RCB**	Cedric Mack
RB	Stump Mitchell	**SS**	Leonard Smith
FB	Earl Ferrell	**FS**	Lonnie Young
K	Jim Gallery	**P**	Greg Horne

NOTES

Final season in St. Louis ... 21–16 loss in season finale at Dallas completes 7–8 record to deprive club of first playoff berth in five seasons ... Cards defeat defending Super Bowl champ N.Y. Giants 27–24 in final appearance in Busch Stadium Dec. 13 ... players' strike mandates playing three games with replacement rosters ... Cards launch greatest fourth-quarter comeback in NFL history in 31–28 win over Tampa Bay Nov. 8, rallying from a 28–3 deficit after three periods ... QB **Neil Lomax** completes 10 of 16 passes for 164 and three touchdowns in the fourth quarter as Cards score 28 unanswered points ... WR **J.T. Smith** breaks own club mark of 80 pass receptions with league-high 91 catches (1,117 yards) ... Ram RB Charles White sets Card opponent record with 213 rushing yards Nov. 15.

FINAL NFC EAST STANDINGS

Team	W	L	T	Pct.	Pts.	OP
Washington	11	4	0	.733	379	285
Dallas	7	8	0	.467	340	348
St. Louis	7	8	0	.467	362	368
Philadelphia	7	8	0	.467	337	380
N.Y. Giants	6	9	0	.400	280	312

PASSING

	Att.	Comp.	Yds.	Comp. %	Yds./Att.	TD	TD%	Int.	Int. %	Long	Sack/Lost	Rating
Lomax	463	275	3,387	59.4	7.32	24	5.2	12	2.6	57	48/350	88.5
Halloran	42	18	263	42.9	6.26	0	0.0	1	2.4	49	5/34	54.0
Garza	20	11	183	55.0	9.15	1	5.0	2	10.0	38t	1/13	63.1
Mitchell	3	1	17	33.3	5.67	0	0.0	0	0.0	17	0/0	53.5
Stoudt	1	0	0	0.0	0.00	0	0.0	0	0.0	0	0/0	39.6
Team	**529**	**305**	**3,850**	**57.6**	**7.27**	**25**	**4.7**	**15**	**2.8**	**57**	**54/397**	**84.4**
Opponents	**490**	**276**	**3,668**	**56.3**	**7.49**	**30**	**6.1**	**14**	**2.9**	**88t**	**41/285**	**88.7**

1988 (7-9)
HEAD COACH GENE STALLINGS
(First season in Arizona)

Sept. 4	At Cincinnati	L	14–21	50,404
Sept. 12	**Dallas**	**L**	**14–17**	**67,139**
Sept. 18	At Tampa Bay	W	30–24	35,034
Sept. 25	**Washington**	**W**	**30–21**	**61,973**
Oct. 2	At L.A. Rams	W	41–27	49,830
Oct. 9	**Pittsburgh**	**W**	**31–14**	**53,278**
Oct. 16	At Washington	L	17–33	54,402
Oct. 23	**Cleveland**	**L**	**21–29**	**61,261**
Oct. 30	At Dallas	W	16–10	42,196
Nov. 6	**San Francisco**	**W**	**24–23**	**64,544**
Nov. 13	**N.Y. Giants**	**W**	**24–17**	**65,324**
Nov. 20	At Houston	L	20–38	43,843
Nov. 27	At Philadelphia	L	21–31	57,918
Dec. 4	At N.Y. Giants	L	7–44	73,438
Dec. 10	**Philadelphia**	**L**	**17–23**	**54,832**
Dec. 18	**Green Bay**	**L**	**17–26**	**44,586**
			344–398	

Home: 4–4 (472,937). Away: 3–5 (407,065).

TEAM STATISTICS

	Cards	Opp.
Total First Downs	**336**	**301**
Rushing	122	110
Passing	195	171
Penalty	19	20
Total Net Yards	**5807**	**5169**
Avg. Per Game	362.9	323.1
Total Plays	1,102	1,014
Avg. Per Play	5.3	5.1
Net Yards Rushing	**2027**	**1925**
Avg. Per Game	126.7	120.3
Total Rushes	480	467
Net Yards Passing	**3780**	**3244**
Avg. Per Game	236.3	202.8
Sacked/Yards Lost	40/411	39/295
Gross Yards	4,191	3,539
Att./Comp./Pct.	562/322/57.3	508/264/52.0
Had Intercepted	19	16
Punts/Average	**80/40.3**	**83/41.1**
Penalties/Yards	**99/790**	**103/770**
Fumbles/Lost	**34/16**	**27/13**
Touchdowns	**44**	**51**
Rushing	15	19
Passing	26	30
Returns	3	2

SCORE BY PERIOD

	Q1	Q2	Q3	Q4	OT	Pts.
Team	67	114	51	112	0	344
Opponents	101	106	84	107	0	398

SCORING

	TD	R	P	R	PAT	FG	S	Pts.
Del Greco	0	0	0	0	42/44	12/21	0	78
Ferrell	9	7	2	0	0/0	0/0	0	54
Green	7	0	7	0	0/0	0/0	0	42
S. Mitchell	5	4	1	0	0/0	0/0	0	30
J.T. Smith	5	0	5	0	0/0	0/0	0	30
Awalt	4	0	4	0	0/0	0/0	0	24
Novacek	4	0	4	0	0/0	0/0	0	24
Jordan	3	3	0	0	0/0	0/0	0	18
Jones	3	0	3	0	0/0	0/0	0	18
Junior	1	0	0	1	0/0	0/0	0	6
Lomax	1	1	0	0	0/0	0/0	0	6
Mack	1	0	0	1	0/0	0/0	0	6
Saddler	1	0	0	1	0/0	0/0	0	6
Harvey	0	0	0	0	0/0	0/0	1	2
Team	**44**	**15**	**26**	**3**	**42/44**	**12/21**	**1**	**344**
Opponents	**51**	**19**	**30**	**2**	**47/51**	**13/22**	**3**	**398**

SACKS

Nunn 14, Harvey 6, Clasby 5, Alvord 2, Galloway 2, Junior 2, Mc Donald 2, Saddler 2, Bell 1, Curtis 1, Hunley 1, Noga 1.
Team 39, Opponents 60

RUSHING

	No.	Yds.	Avg.	Long	TD
Ferrell	202	924	4.6	47	7
S. Mitchell	164	726	4.4	47	4
Jordan	61	160	2.6	12	3
Stoudt	14	57	4.1	14	0
Lomax	17	55	3.2	13	1
Wolfley	9	43	4.8	20	0
Horne	3	20	6.7	20	0
J.T. Smith	1	15	15.0	15	0
Novacek	1	10	10.0	10	0
Del Greco	1	8	8.0	8	0
Jeffery	3	8	2.7	9	0
Green	4	1	0.3	18	0
Team	**480**	**2,027**	**4.2**	**47**	**15**
Opponents	**467**	**1,925**	**4.1**	**52**	**19**

RECEIVING

	No.	Yds.	Avg.	Long	TD
J. Smith	83	986	11.9	29	5
Green	68	1,097	16.1	52	7
Awalt	39	454	11.6	52t	4
Novacek	38	569	15.0	42t	4
Ferrell	38	315	8.3	30	2
S. Mitchell	25	214	8.6	28	1
Jones	23	496	21.6	93t	3
Jordan	4	24	6.0	12	0
Wolfley	2	11	5.5	8	0
Moore	1	15	15.0	15	0
Holmes	1	10	10.0	10	0
Team	**322**	**4,191**	**13.0**	**93t**	**26**
Opponents	**264**	**3,539**	**13.4**	**61t**	**30**

INTERCEPTIONS

	No.	Yds.	Avg.	Long	TD
Mack	3	33	11.0	12	0
Carter	3	0	0.0	0	0
McDonald	2	11	5.5	11	0
Lyles	2	0	0.0	0	0
Curtis	1	18	18.0	18	0
Le. Smith	1	15	15.0	15	0
Clasby	1	7	7.0	7	0
Junior	1	2	2.0	2	0
Young	1	2	2.0	2	0
R. Mitchell	1	0	0.0	0	0
Team	**16**	**88**	**5.5**	**18**	**0**
Opponents	**19**	**264**	**13.9**	**39**	**0**

PUNT RETURNS

	Ret.	FC	Yds.	Avg.	Long	TD
Sikahema	33	8	341	10.3	28	0
J. Smith	17	2	119	7.0	15	0
Hunley	1	0	3	3.0	3	0
McAdoo	1	0	0	0.0	0	0
McDonald	0	1	0	0.0	0	0
Team	**52**	**11**	**463**	**8.9**	**28**	**0**
Opponents	**41**	**11**	**416**	**10.1**	**63t**	**1**

KICKOFF RETURNS

	No.	Yds.	Avg.	Long	TD
Sikahema	23	475	20.7	39	0
McAdoo (TB)	13	311	23.9	32	0
McAdoo	9	203	22.6	32	0
Jones	11	147	13.4	22	0
S. Mitchell	10	221	22.1	41	0
Clark	2	10	5.0	7	0

KICKOFF RETURNS (CONT.)

	No.	Yds.	Avg.	Long	TD
Ferrell	2	25	12.5	14	0
Jeffery	1	11	11.0	11	0
Phillips	1	4	4.0	4	0
Schillinger	1	10	10.0	10	0
Team	**60**	**1,106**	**18.4**	**41**	**0**
Opponents	**65**	**1,379**	**21.2**	**92t**	**1**

PUNTING

	No.	Yds.	Avg.	TB	In20	Lg	Blk.
Horne	79	3,228	40.9	-9	16	66	1
Team	**80**	**3,228**	**40.3**	**9**	**16**	**66**	**1**
Opponents	**83**	**3,414**	**41.1**	**10**	**18**	**62**	**0**

FIELD GOALS

	1–19	20–29	30–39	40–49	50+
Del Greco	1–1	4–6	3–3	3–9	1–2
Team	**1–1**	**4–6**	**3–3**	**3–9**	**1–2**
Opponents	**0–0**	**5–6**	**4–5**	**4–11**	**0–0**

USUAL STARTING LINEUP

Offense
WR ..... J.T. Smith
LT..... Luis Sharpe
LG.....Todd Peat
C.....Derek Kennard
RG..... Lance Smith
RT .....Tootie Robbins
TE ..... Rob Awalt
WR..... Roy Green
QB..... Neil Lomax
RB.....Stump Mitchell
FB .....Earl Ferrell
K..... Al Del Greco

Defense
LE .....Rod Saddler
David Galloway
LT..... Bob Clasby
RT .....Rod Saddler
Steve Alvord
RE . Freddie Joe Nunn
LLB ..... Anthony Bell
MLB..... Niko Noga
RLB ..... E.J. Junior
LCB .....Carl Carter
RCB ..... Cedric Mack
SS ..... Tim McDonald
FS .....Lonnie Young
P.....Greg Horne

NOTES

After 18 seasons in St. Louis (1960–87), Cards relocate to Arizona to play in Sun Devil Stadium at Arizona State University ... Hall of Famer **Larry Wilson** named vice president and general manager ... victories over three most recent Super Bowl champions—N.Y. Giants, Washington, and San Francisco—and 7-4 start (best since 1976) overshadowed by five consecutive losses to end season ... signature victory by overcoming 23-0 third-quarter deficit to down San Francisco 24–23 on a touchdown pass from QB **Neil Lomax** to WR **Roy Green** with three seconds left ... a national "Monday Night Football" audience and capacity Sun Devil Stadium crowd witness the Cards' inaugural regular-season game in Arizona, a 17–14 Dallas victory ... Cards gain first home victory in new venue with 30–21 upset of defending Super Bowl champion Washington Sept. 25.

FINAL NFC EAST STANDINGS

Team	W	L	T	Pct.	Pts.	OP
Philadelphia	10	6	0	.625	379	319
N.Y. Giants	10	6	0	.625	359	304
Washington	7	9	0	.438	345	387
Phoenix	7	9	0	.438	344	398
Dallas	3	13	0	.188	265	381

PASSING

	Att.	Comp.	Yds.	Comp. %	Yds./Att.	TD	TD%	Int.	Int. %	Long	Sack/Lost	Rating
Lomax	443	255	3,395	57.6	7.66	20	4.5	11	2.5	93t	46/315	86.7
Stoudt	113	63	747	55.8	6.61	6	5.3	8	7.1	52t	13/85	64.3
Tupa	6	4	49	66.7	8.17	0	0.0	0	0.0	22	1/11	91.7
Team	**562**	**322**	**4,191**	**57.3**	**7.46**	**26**	**4.6**	**19**	**3.4**	**93t**	**60/411**	**82.2**
Opponents	**508**	**264**	**3,539**	**52.0**	**6.97**	**30**	**5.9**	**16**	**3.1**	**61t**	**39/295**	**81.0**

1989 (5–11)

HEAD COACH GENE STALLINGS (11 GAMES)
HEAD COACH HANK KUHLMANN (5 GAMES)

Sept. 10	At Detroit	W	16–13	36,735
Sept. 17	At Seattle	W	34–24	60,444
Sept. 24	At N.Y. Giants	L	7–35	75,742
Oct. 1	**San Diego**	**L**	**13–24**	**44,201**
Oct. 8	At Washington	L	28–30	53,335
Oct. 15	**Philadelphia**	**L**	**5–17**	**42,620**
Oct. 22	**Atlanta**	**W**	**34–20**	**33,894**
Oct. 29	At Dallas	W	19–10	44,431
Nov. 5	**N.Y. Giants**	**L**	**13–20**	**46,588**
Nov. 12	**Dallas**	**W**	**24–20**	**49,657**
Nov. 19	At L.A. Rams	L	14–37	53,176
Nov. 26	**Tampa Bay**	**L**	**13–14**	**33,297**
Dec. 3	**Washington**	**L**	**10–29**	**38,870**
Dec. 10	At L.A. Raiders	L	14–16	41,785
Dec. 17	**Denver**	**L**	**0–37**	**56,071**
Dec. 24	At Philadelphia	L	14–31	43,287
			258–377	

Home: 2–6 (345,198). Away: 3–5 (408,935).

TEAM STATISTICS

	Cards	Opp.
Total First Downs	**263**	**329**
Rushing	83	113
Passing	157	185
Penalty	22	31
Total Net Yards	**4641**	**5877**
Avg. Per Game	290.1	367.3
Total Plays	986	1,100
Avg. Per Play	4.7	5.3
Net Yards Rushing	**1361**	**2302**
Avg. Per Game	85.1	143.9
Total Rushes	407	539
Net Yards Passing	**3280**	**3575**
Avg. Per Game	205.0	223.4
Sacked/Yards Lost	56/379	30/219
Gross Yards	3,659	3,794
Att./Comp./Pct.	523/279/53.3	531/286/53.9
Had Intercepted	30	16
Punts/Average	**82/43.6**	**76/41.5**
Penalties/Yards	**113/856**	**106/916**
Fumbles/Lost	**24/14**	**18/11**
Touchdowns	**29**	**41**
Rushing	10	12
Passing	17	24
Returns	2	5

SCORE BY PERIOD

	Q1	Q2	Q3	Q4	OT	Pts.
Team	43	76	51	88	0	258
Opponents	68	99	90	120	0	377

SCORING

	TD	R	P	R	PAT	FG	S	Pts.
Del Greco	0	0	0	0	28/29	18/26	0	82
Green	7	0	7	0	0/0	0/0	0	42
Ferrell	6	6	0	0	0/0	0/0	0	36
J.T. Smith	5	0	5	0	0/0	0/0	0	30
Jones	3	0	3	0	0/0	0/0	0	18
Jordan	2	2	0	0	0/0	0/0	0	12
Hogeboom	1	1	0	0	0/0	0/0	0	6
Holmes	1	0	1	0	0/0	0/0	0	6
McDonald	0	0	0	1	0/0	0/0	0	6
Novacek	1	0	1	0	0/0	0/0	0	6
Wolfey	1	1	0	0	0/0	0/0	0	6
Zordich	0	0	0	1	0/0	0/0	0	6
Wilson	0	0	0	0	0/0	0/0	1	2
Team	**27**	**10**	**17**	**2**	**28/29**	**18/26**	**1**	**258**
Opponents	**36**	**12**	**24**	**5**	**40/41**	**29/40**	**2**	**377**

SACKS

Harvey 7.0, Galloway 5.5, Nunn 5.0, Saddler 3.5, Bell 2.0, Clasby 2.0, Hill 1.0, Mack 1.0, Wahler 1.0, Wilson 1.0, Zordich 1.0.

Team 30.0, Opponents 56.0

RUSHING

	No.	Yds.	Avg.	Long	TD
Ferrell	149	502	3.4	44t	6
Jordan	83	211	2.5	15	2
S. Mitchell	43	165	3.8	14	0
Sikahema	38	145	3.8	27	0
Hogeboom	27	89	3.3	15	1
Tupa	15	75	5.0	13	0
Clark	10	42	4.2	9	0
Wolfey	13	36	2.8	5t	1
Baker	20	31	1.6	6	0
Rosenbach	6	26	4.3	8	0
J.T. Smith	2	21	10.5	11	0
Jones	1	18	18.0	18	0
Team	**407**	**1,361**	**3.3**	**44t**	**10**
Opponents	**539**	**2,302**	**4.3**	**51**	**12**

RECEIVING

	No.	Yds.	Avg.	Long	TD
J.T. Smith	62	778	12.5	31	5
Jones	45	838	18.6	72t	3
Green	44	703	16.0	59t	7
Awalt	33	360	10.9	28	0
Sikahema	23	245	10.7	37	0
Novacek	23	225	9.8	30	1
Ferrell	18	122	6.8	25	0
Holmes	13	271	20.8	77t	1
Jordan	6	20	3.3	8	0
Wolfey	5	38	7.6	22	0
Baker	2	18	9.0	9	0
McConkey	2	18	9.0	10	0
S. Mitchell	1	10	10.0	10	0
Usher	1	8	8.0	8	0
Reeves	1	5	5.0	5	0
Team	**279**	**3,659**	**13.1**	**77t**	**17**
Opponents	**286**	**3,794**	**13.3**	**75t**	**24**

INTERCEPTIONS

	No.	Yds.	Avg.	Long	TD
McDonald	7	170	24.3	53t	1
Mack	4	15	3.8	9	0
Downs	1	37	37.0	37	0
Young	1	32	32.0	32	0
Zordich	1	16	16.0	16t	1
Wahler	1	5	5.0	5	0
Carter	1	0	0.0	0	0
Team	**16**	**275**	**17.2**	**53t**	**2**
Opponents	**30**	**327**	**10.9**	**59t**	**3**

PUNT RETURNS

	Ret.	FC	Yds.	Avg.	Long	TD
Sikahema	37	13	433	11.7	53	0
Usher(Phx.)	1	0	10	10.0	10	0
Jones	1	0	13	13.0	13	0
McConkey	1	0	13	13.0	13	0
Team	**40**	**13**	**469**	**11.7**	**53**	**0**
Opponents	**46**	**18**	**371**	**8.1**	**20**	**0**

KICKOFF RETURNS

	No.	Yds.	Avg.	Long	TD
Sikahema	43	874	20.3	52	0
Usher(S.D./Phx.)	27	506	18.7	33	0
Usher(Phx.)	17	347	20.4	33	0
Baker	11	245	22.3	33	0
Jones	7	124	17.7	27	0
McConkey	2	40	20.0	21	0
Carr	1	15	15.0	15	0
Clark	1	0	0.0	0	0

KICKOFF RETURNS (CONT.)

	No.	Yds.	Avg.	Long	TD
Reeves	1	5	5.0	5	0
Team	**83**	**1,650**	**19.9**	**52**	**0**
Opponents	**57**	**1,193**	**20.9**	**49**	**0**

PUNTING

	No.	Yds.	Avg.	Net	TB	In20	Lg	Blk.
Tupa	6	280	46.7	39.8	0	2	51	0
Camarillo	76	3,298	43.4	37.5	6	21	58	0
Team	**82**	**3,578**	**43.6**	**37.6**	**6**	**23**	**58**	**0**
Opponents	**76**	**3,155**	**41.5**	**33.8**	**6**	**22**	**64**	**1**

FIELD GOALS

	1–19	20–29	30–39	40–49	50+
Del Greco	0–0	7–7	5–6	5–11	1–2
Team	**0–0**	**7–7**	**5–6**	**5–11**	**1–2**
Opponents	**0–0**	**9–9**	**17–19**	**3–11**	**0–1**

USUAL STARTING LINEUP

Offense

WR ..... J.T. Smith
LT..... Luis Sharpe
LG.... Mike Zandofsky
Joe Wolf
C.....Derek Kennard
RG..... Lance Smith
RT .....Tootie Robbins
Joe Wolf
TE ..... Rob Awalt
WR..... Roy Green
QB....Gary Hogeboom
RB.....Tony Jordan
Stump Mitchell
FB .....Earl Ferrell
K..... Al Del Greco

Defense

LE . Freddie Joe Nunn
LT.....Rod Saddler
RT .....Jim Wahler
RE .....David Galloway
Karl Wilson
LLB ..... Anthony Bell
MLB..... Eric Hill
RLB .....Ken Harvey
LCB ..... Cedric Mack
RCB .....Carl Carter
SS ..... Tim McDonald
FS ....Michael Zordich
Lonnie Young
P.....Rich Camarillo

NOTES

After a 2–0 start and 5–5 mark after 10 games, Head Coach **Gene Stallings** resigns after 37–14 loss to L.A. Rams dips Cards' slate to 5–6 ... Cards lose next five games under interim head coach **Hank Kuhlmann** ... QB **Neil Lomax** forced to sidelines for entire season due to career-ending arthritic condition in left hip ... only four Cardinals start all 16 games as 21 players who started at least one game miss playing time ... Cards sweep first season series against Cowboys since 1970 with 19–10 win at Dallas and 24–20 victory in Arizona ... FB **Ron Wolfley** named to unprecedented fourth consecutive Pro Bowl for kamikaze-like play on special teams.

FINAL NFC EAST STANDINGS

Team	W	L	T	Pct.	Pts.	OP
N.Y. Giants	12	4	0	.750	348	252
Philadelphia*	11	5	0	.688	342	274
Washington	10	6	0	.625	386	308
Phoenix	5	11	0	.313	258	377
Dallas	1	15	0	.063	204	393

*Wild-card playoff qualifier

PASSING

	Att.	Comp.	Yds.	Comp. %	Yds./Att.	TD	TD%	Int.	Int. %	Long	Sack/Lost	Rating
Hogeboom	364	204	2,591	56.0	7.12	14	3.8	19	5.2	59t	40/266	69.5
Tupa	134	65	973	48.5	7.26	3	2.2	9	6.7	77t	14/94	52.2
Rosenbach	22	9	95	40.9	4.32	0	0.0	1	4.5	24	2/19	35.2
Awalt	1	0	0	0.0	0.00	0	0.0	1	100.0	0	0/0	0.0
Camarillo	1	1	0	100.0	0.00	0	0.0	0	0.0	0	0/0	79.2
Sikahema	1	0	0	0.0	0.00	0	0.0	0	0.0	0	0/0	39.6
Team	**523**	**279**	**3,659**	**53.3**	**7.00**	**17**	**3.3**	**30**	**5.7**	**77t**	**56/379**	**62.6**
Opponents	**531**	**286**	**3,794**	**53.9**	**7.15**	**24**	**4.5**	**16**	**3.0**	**75t**	**30/219**	**79.2**

1990 (5-11)

HEAD COACH JOE BUGEL

Sept. 9	At Washington	L	0–31	52,649
Sept. 16	At Philadelphia	W	23–21	64,396
Sept. 23	At New Orleans	L	7–28	61,110
Sept. 30	**Washington**	**L**	**10–38**	**49,303**
Oct. 7	Open Date			
Oct. 14	**Dallas**	**W**	**20–3**	**45,235**
Oct. 21	At N.Y. Giants	L	19–20	76,518
Oct. 28	**Chicago**	**L**	**21–31**	**71,233**
Nov. 4	At Miami	L	3–23	54,924
Nov. 11	At Buffalo	L	14–45	74,904
Nov. 18	**Green Bay**	**L**	**21–24**	**46,878**
Nov. 25	**New England**	**W**	**34–14**	**30,110**
Dec. 2	**Indianapolis**	**W**	**20–17**	**31,885**
Dec. 9	At Atlanta	W	24–13	36,222
Dec. 16	At Dallas	L	10–41	60,190
Dec. 23	**N.Y. Giants**	**L**	**21–24**	**41,212**
Dec. 29	**Philadelphia**	**L**	**21–23**	**31,796**
			268–396	

Home: 3–5 (347,652). Away: 2–6 (480,913).

TEAM STATISTICS

	Cards	Opp.
Total First Downs	**270**	**306**
Rushing	115	140
Passing	135	146
Penalty	20	20
Total Net Yards	**4742**	**5216**
Avg. Per Game	296.4	326.0
Total Plays	935	959
Avg. Per Play	5.1	5.4
Net Yards Rushing	**1912**	**2318**
Avg. Per Game	119.5	144.9
Total Rushes	452	521
Net Yards Passing	**2833**	**2898**
Avg. Per Game	177.1	181.1
Sacked/Yards Lost	43/285	36/232
Gross Yards	3,118	3,130
Att./Comp./Pct.	439/238/54.2	402/233/58.0
Had Intercepted	18	16
Punts/Average	**67/42.8**	**63/43.6**
Penalties/Yards	**96/883**	**96/834**
Fumbles/Lost	**25/14**	**28/11**
Touchdowns	**31**	**50**
Rushing	13	20
Passing	16	29
Returns	2	1

SCORE BY PERIOD

	Q1	Q2	Q3	Q4	OT	Pts.
Team	27	81	65	95	0	268
Opponents	88	113	79	116	0	396

SCORING

	TD	R	P	R	PAT	FG	S	Pts.
Del Greco	0	0	0	0	31/31	17/27	0	82
Johnson	5	5	0	0	0/0	0/0	0	30
Green	4	0	4	0	0/0	0/0	0	24
Jones	4	0	4	0	0/0	0/0	0	24
Proehl	4	0	4	0	0/0	0/0	0	24
Thompson	4	4	0	0	0/0	0/0	0	24
Rosenbach	3	3	0	0	0/0	0/0	0	18
Flagler	2	1	1	0	0/0	0/0	0	12
J.T. Smith	2	0	2	0	0/0	0/0	0	12
Turner	2	0	0	2	0/0	0/0	0	12
Sharpe	1	0	1	0	0/0	0/0	0	6
Team	**31**	**13**	**16**	**2**	**31/31**	**17/27**	**0**	**268**
Opponents	**50**	**20**	**29**	**1**	**48/50**	**16/20**	**0**	**396**

SACKS

Harvey 10.0, Nunn 9.0, Saddler 4.0, Bell 3.0, Jax 3.0, Wahler 2.5, Hill 1.5, Hairston 1.0, Mack 1.0, Osborne 1.0.
Team 36.0, Opponents 43.0

RUSHING

	No.	Yds.	Avg.	Long	TD
Johnson	234	926	4.0	41	5
Rosenbach	86	470	5.5	25	3
Thompson	106	390	3.7	40	4
Flagler	13	85	6.5	29t	1
Jones	4	33	8.3	15	0
Sikahema	3	8	2.7	4	0
Proehl	1	4	4.0	4	0
J.T. Smith	1	4	4.0	4	0
Wolfley	2	3	1.5	2	0
Tupa	1	0	0.0	0	0
Camarillo	1	–11	–11.0	–11	0
Team	**452**	**1,912**	**4.2**	**41**	**13**
Opponents	**521**	**2,318**	**4.4**	**43**	**20**

RECEIVING

	No.	Yds.	Avg.	Long	TD
Proehl	56	802	14.3	45t	4
Green	53	797	15.0	54	4
Jones	43	724	16.8	68t	4
Johnson	25	241	9.6	35	0
J.T. Smith	18	225	12.5	45t	2
Reeves	18	126	7.0	16	0
Flagler	13	130	10.0	21	1
Sikahema	7	51	7.3	13	0
Thompson	2	11	5.5	6	0
Jorden	2	10	5.0	6	0
Sharpe	1	1	1.0	1t	1
Team	**238**	**3,118**	**13.1**	**68t**	**16**
Opponents	**233**	**3,130**	**13.4**	**67t**	**29**

INTERCEPTIONS

	No.	Yds.	Avg.	Long	TD
McDonald	4	63	15.8	38	0
Taylor	3	50	16.7	34	0
Mack	2	53	26.5	39	0
Young	2	8	4.0	5	0
Jax	2	5	2.5	4	0
Turner	1	70	70.0	47t	2
Zordich	1	25	25.0	25	0
Bell	1	0	0.0	0	0
Team	**16**	**274**	**17.1**	**47t**	**2**
Opponents	**18**	**201**	**11.2**	**57t**	**1**

PUNT RETURNS

	Ret.	FC	Yds.	Avg.	Long	TD
Sikahema	36	6	306	8.5	20	0
J.T. Smith	3	0	34	11.3	16	0
Proehl	1	1	2	2.0	2	0
Team	**40**	**7**	**342**	**8.6**	**20**	**0**
Opponents	**41**	**11**	**258**	**6.3**	**27**	**0**

KICKOFF RETURNS

	No.	Yds.	Avg.	Long	TD
Sikahema	27	544	20.1	32	0
Centers	16	272	17.0	26	0
Flagler	10	167	16.7	27	0
Proehl	4	53	13.3	15	0
Jax	2	17	8.5	9	0
Green	1	15	15.0	15	0
Team	**60**	**1,068**	**17.8**	**32**	**0**
Opponents	**56**	**1,060**	**18.9**	**39**	**0**

PUNTING

	No.	Yds.	Avg.	Net	TB	In20	Lg	Blk.
Camarillo	67	2,865	42.8	37.4	5	16	63	0
Team	**67**	**2,865**	**42.8**	**37.4**	**5**	**16**	**63**	**0**
Opponents	**63**	**2,747**	**43.6**	**36.3**	**6**	**16**	**60**	**0**

FIELD GOALS

	1–19	20–29	30–39	40–49	50+
Del Greco	1–1	4–4	7–10	3–6	2–6
Team	**1–1**	**4–4**	**7–10**	**3–6**	**2–6**
Opponents	**2–2**	**7–7**	**3–3**	**4–6**	**0–2**

USUAL STARTING LINEUP

Offense
WR ..... J.T. Smith
Ernie Jones
LT ..... Luis Sharpe
LG ..... Derek Kennard
C ..... Bill Lewis
RG ..... Lance Smith
RT ..... Tootie Robbins
TE ..... Walter Reeves
WR ..... Roy Green
QB .. Timm Rosenbach
H-B ..... Tim Jorden
RB ... Johnny Johnson
K ..... Al Del Greco

Defense
LE . Freddie Joe Nunn
NG ..... Jim Wahler
RE ..... Rod Saddler
LOLB .... Anthony Bell
LILB ..... Garth Jax
RILB ..... Eric Hill
ROLB ..... Ken Harvey
LCB ..... Jay Taylor
RCB ..... Cedric Mack
SS ..... Tim McDonald
FS ..... Lonnie Young
P ..... Rich Camarillo

NOTES

Long-time Washington Redskin offensive line coach **Joe Bugel** named head coach … team moves into 94,000-square-foot training facility in south Tempe, Arizona … despite Cards' 5–11 mark, rookie RB **Johnny Johnson** earns Pro Bowl berth and second-year QB **Timm Rosenbach** takes all 1,001 snaps from center … new WR **Ricky Proehl** catches 56 passes to become first rookie to lead Cards in receiving in 40 years … franchise-record crowd of 71,233 sees Cards fall 31–21 to Chicago Bears on Oct. 28 … WR **Roy Green** becomes club's franchise leader with career total of 522 pass receptions for 8,497 yards.

FINAL NFC EAST STANDINGS

Team	W	L	T	Pct.	Pts.	OP
N.Y. Giants	13	3	0	.813	335	211
Philadelphia*	10	6	0	.625	396	299
Washington*	10	6	0	.625	381	301
Dallas	7	9	0	.438	244	308
Phoenix	5	11	0	.313	268	396

*Wild-card playoff qualifiers

PASSING

	Att.	Comp.	Yds.	Comp. %	Yds./Att.	TD	TD%	Int.	Int. %	Long	Sack/Lost	Rating
Rosenbach	437	237	3,098	54.2	7.09	16	3.7	17	3.9	68t	43/285	72.8
Green	1	1	20	100.0	20.00	0	0.0	0	0.0	20	0/0	118.8
Johnson	1	0	0	0.0	0.00	0	0.0	1	100.0	0	0/0	0.0
Team	**439**	**238**	**3,118**	**54.2**	**7.10**	**16**	**3.6**	**18**	**4.1**	**68t**	**43/285**	**71.9**
Opponents	**402**	**233**	**3,130**	**58.0**	**7.79**	**29**	**7.2**	**16**	**4.0**	**67t**	**36/232**	**90.3**

1991 (4-12)
HEAD COACH JOE BUGEL

Sept. 1	At L.A. Rams	W	24–14	47,069
Sept. 8	At Philadelphia	W	26–10	63,818
Sept. 15	At Washington	L	0–34	54,662
Sept. 22	**Dallas**	**L**	**9–17**	**68,814**
Sept. 29	**New England**	**W**	**24–10**	**26,043**
Oct. 6	At N.Y. Giants	L	9–20	75,891
Oct. 13	At Minnesota	L	7–34	51,209
Oct. 20	**Atlanta**	**W**	**16–10**	**29,804**
Oct. 27	**Minnesota**	**L**	**0–28**	**45,447**
Nov. 3	At Dallas	L	7–27	61,190
Nov. 10	**N.Y. Giants**	**L**	**14–21**	**50,048**
Nov. 17	At San Francisco	L	10–14	50,180
Nov. 24	**Philadelphia**	**L**	**14–34**	**32,568**
Dec. 1	Open Date			
Dec. 8	**Washington**	**L**	**14–20**	**48,373**
Dec. 15	At Denver	L	19–24	74,098
Dec. 22	**New Orleans**	**L**	**3–27**	**30,928**
			196–344	

Home: 2–6 (332,025). Away 2–6 (478,117).

TEAM STATISTICS

	Cards	Opp.
Total First Downs	**237**	**301**
Rushing	73	132
Passing	143	156
Penalty	21	13
Total Net Yards	**3962**	**5052**
Avg. Per Game	247.6	315.8
Total Plays	926	965
Avg. Per Play	4.3	5.2
Net Yards Rushing	**1295**	**2136**
Avg. Per Game	80.9	133.5
Total Rushes	391	493
Net Yards Passing	**2667**	**2916**
Avg. Per Game	166.7	182.3
Sacked/Yards Lost	43/372	25/153
Gross Yards	3,039	3,069
Att./Comp./Pct.	492/254/51.6	447/268/60.0
Had Intercepted	25	17
Punts/Average	**77/44.7**	**71/45.2**
Penalties/Yards	**78/661**	**94/734**
Fumbles/Lost	**31/14**	**37/21**
Touchdowns	**19**	**43**
Rushing	6	27
Passing	10	12
Returns	3	4

SCORE BY PERIOD

	Q1	Q2	Q3	Q4	OT	Pts.
Team	43	68	32	53	0	196
Opponents	93	87	84	80	0	344

SCORING

	TD	R	P	R	PAT	FG	S	Pts.
G. Davis	0	0	0	0	19/19	21/30	0	82
Johnson	6	4	2	0	0/0	0/0	0	36
E. Jones	4	0	4	0	0/0	0/0	0	24
Proehl	2	0	2	0	0/0	0/0	0	12
E. Hill	0	0	0	1	0/0	0/0	0	6
R. Hill	1	0	1	0	0/0	0/0	0	6
Lynch	0	0	0	1	0/0	0/0	0	6
Saddler	0	0	0	1	0/0	0/0	0	6
Thompson	1	1	0	0	0/0	0/0	0	6
Tupa	1	1	0	0	0/0	0/0	0	6
W. Williams	1	0	1	0	0/0	0/0	0	6
Team	**16**	**6**	**10**	**3**	**19/19**	**21/30**	**0**	**196**
Opponents	**39**	**27**	**12**	**4**	**41/43**	**15/23**	**0**	**344**

SACKS

Harvey 9, Nunn 7, Swann 4, Faulkner 2, Braxton 1, E.Hill 1, Wahler 1.

Team 25, Opponents 43

RUSHING

	No.	Yds.	Avg.	Long	TD
Johnson	196	666	3.4	21	4
Thompson	126	376	3.0	22	1
Chandler	26	111	4.3	12	0
Chandler(Phx)	8	32	4.0	12	0
Tupa	28	97	3.5	17	1
Centers	14	44	3.1	8	0
E. Jones	5	24	4.8	9	0
Gelbaugh	9	23	2.6	13	0
Proehl	3	21	7.0	17	0
Flagler	1	7	7.0	7	0
Kupp	1	5	5.0	5	0
Team	**391**	**1,295**	**3.3**	**22**	**6**
Opponents	**493**	**2,136**	**4.3**	**60t**	**27**

RECEIVING

	No.	Yds.	Avg.	Long	TD
E. Jones	61	957	15.7	53	4
Proehl	55	766	13.9	62t	2
R. Hill	43	495	11.5	31t	1
Johnson	29	225	7.8	51t	2
Centers	19	176	9.3	23	0
Jorden	15	127	8.5	19	0
Jackson	8	108	13.5	30	0
Flagler	8	85	10.6	17	0
Reeves	8	45	5.6	13	0
Thompson	7	52	7.4	14	0
W.Williams	1	3	3.0	3t	1
Team	**254**	**3,039**	**12.0**	**62t**	**10**
Opponents	**268**	**3,069**	**11.5**	**43**	**12**

INTERCEPTIONS

	No.	Yds.	Avg.	Long	TD
McDonald	4	63	15.8	38	0
A. Williams	6	60	10.0	32	0
McDonald	5	36	7.2	13	0
Lynch	3	59	19.7	35t	1
Zordich	1	27	27.0	27	0
Duerson	1	5	5.0	5	0
Fain (Cin-Phx.)	1	1	1.0	1	0
Fain (Phx.)	0	0	0	0	0
Patterson	1	0	0.0	0	0
Team	**17**	**187**	**11.0**	**35t**	**1**
Opponents	**25**	**399**	**16.0**	**79**	**1**

PUNT RETURNS

	Ret.	FC	Yds.	Avg.	Long	TD
Jackson	31	3	244	7.9	19	0
Centers	5	2	30	6.0	12	0
Proehl	4	0	26	6.5	14	0
Edwards	1	1	7	7.0	7	0
Team	**41**	**6**	**307**	**7.5**	**19**	**0**
Opponents	**48**	**12**	**313**	**6.5**	**24**	**0**

KICKOFF RETURNS

	No.	Yds.	Avg.	Long	TD
Centers	16	330	20.6	39	0
Edwards	13	261	20.1	36	0
Flagler	12	208	17.3	32	0
R. Hill(Miami)	9	146	16.2	33	0
R. Hill (Phx.)	8	113	14.1	25	0
Jackson	2	41	20.5	21	0
Lomack	1	19	19.0	19	0
Team	**52**	**972**	**18.7**	**39**	**0**
Opponents	**42**	**958**	**22.8**	**99t**	**1**

PUNTING

	No.	Yds.	Avg.	Net	TB	In20	Lg	Blk.
Camarillo	76	3,445	45.3	38.9	7	19	60	1
Team	**77**	**3,445**	**44.7**	**38.9**	**7**	**19**	**60**	**1**
Opponents	**71**	**3,207**	**45.2**	**37.7**	**11**	**24**	**65**	**0**

FIELD GOALS

	1–19	20–29	30–39	40–49	50+
G. Davis	0–0	6–6	7–7	5–10	3–7
Team	**0–0**	**6–6**	**7–7**	**5–10**	**3–7**
Opponents	**1–1**	**6–6**	**3–4**	**5–11**	**0–1**

USUAL STARTING LINEUP

Offense

WR ..... Ernie Jones
LT ..... Luis Sharpe
LG ..... Joe Wolf
Vernice Smith
C ..... Bill Lewis
RG ..... Lance Smith
RT ..... Tootie Robbins
TE ..... Walter Reeves
WR ..... Ricky Proehl
QB ..... Tom Tupa
H-B ..... Tim Jorden
RB ... Johnny Johnson
K ..... Greg Davis

Defense

LE ..... Jeff Faulkner
NG ..... Jim Wahler
RE ..... Craig Patterson
LOLB . Freddie Joe Nunn
LILB ..... Garth Jax
RILB ..... Eric Hill
ROLB ..... Ken Harvey
LCB .. Aeneas Williams
Lorenzo Lynch
RCB .... Lorenzo Lynch
Aeneas Williams
SS ..... Tim McDonald
FS .... Michael Zordich
P ..... Rich Camarillo

NOTES

Encouragement from 4–0 preseason record and 2–0 start to regular season quickly dissipates as Cards drop 12 of next 14 games to finish 4–12, the most losses in franchise history ... QB **Timm Rosenbach** suffers ruptured anterior cruciate ligament in right knee in non-contact drill during evening practice Aug. 21 and misses season after reconstructive surgery ... Cards gamble in first round of NFL Draft by selecting DT **Eric Swann** despite no college playing experience ... little-known Southern University walk-on CB **Aeneas Williams**, picked in third round, starts 15 of 16 games and his six interceptions share NFC lead, making him the first rookie cornerback to achieve the feat since the Cowboys' Everson Walls (11) in 1991 ... LB **Eric Hill** returns a fumble 85 yards for a touchdown in season-opener at L.A. Rams Sept. 1, one of a team-record five Card fumble recoveries.

FINAL NFC EAST STANDINGS

Team	W	L	T	Pct.	Pts.	OP
Washington#	14	2	0	.875	485	224
Dallas*	11	5	0	.688	342	310
Philadelphia	10	6	0	.625	285	244
N.Y. Giants	8	8	0	.500	281	297
Phoenix	4	12	0	.250	196	344

#Top NFC playoff seed
*Wild-card playoff qualifiers

PASSING

	Att.	Comp.	Yds.	Comp. %	Yds./Att.	TD	TD%	Int.	Int. %	Long	Sack/Lost	Rating
Tupa	315	165	2,053	52.3	6.5	6	1.9	13	4.1	62	25/200	62.0
Gelbaugh	118	61	674	51.6	5.7	3	2.5	10	8.4	34+	9/90	42.1
Chandler	50	25	289	50.0	5.7	1	2.0	2	4.0	45+	7/58	57.8
Kupp	7	3	23	42.9	3.2	0	0.0	0	0.0	11	2/23	51.5
Thompson	1	0	0	0.0	0.0	0	0.0	0	0.0	0	0/0	39.6
Team	**491**	**254**	**3,039**	**51.6**	**6.1**	**10**	**2.0**	**25**	**5.0**	**62**	**43/372**	**56.4**
Opponent	**447**	**268**	**3,069**	**60.0**	**6.8**	**12**	**2.7**	**17**	**3.8**	**43**	**25/153**	**73.8**

1992 (4-12)
HEAD COACH JOE BUGEL

Sept. 6	At Tampa Bay	L	7–23	41,315
Sept. 13	**Philadelphia**	**L**	**14–31**	**42,533**
Sept. 20	At Dallas	L	20–31	62,575
Sept. 27	Open Date			
Oct. 4	**Washington**	**W**	**27–24**	**34,488**
Oct. 11	At N.Y. Giants	L	21–31	70,042
Oct. 18	**New Orleans**	**L**	**21–30**	**27,735**
Oct. 25	At Phila.	L	3–7	64,676
Nov. 1	**San Francisco**	**W**	**24–14**	**47,642**
Nov. 8	At L.A. Rams	W	20–14	40,788
Nov. 15	At Atlanta	L	17–20	58,477
Nov. 22	**Dallas**	**L**	**10–16**	**72,439**
Nov. 29	At Washington	L	3–41	53,541
Dec. 6	**San Diego**	**L**	**21–27**	**26,880**
Dec. 12	**N.Y. Giants**	**W**	**19–0**	**28,452**
Dec. 20	At Indy	L	13–16	46,763
Dec. 27	**Tampa Bay**	**L**	**3–7**	**29,645**
			243–332	

Home: 3–5 (309,814). Away: 1–7 (438,177).

TEAM STATISTICS

	Cards	Opp.
Total First Downs	**277**	**281**
Rushing	88	101
Passing	161	163
Penalty	28	17
Total Net Yards	**4577**	**5126**
Avg. Per Game	286.1	320.4
Total Plays	948	915
Avg. Per Play	4.8	5.6
Net Yards Rushing	**1491**	**1635**
Avg. Per Game	93.2	102.2
Total Rushes	395	436
Net Yards Passing	**3086**	**3491**
Avg. Per Game	192.9	218.2
Sacked/Yards Lost	36/258	27/196
Gross Yards	3,344	3,687
Att./Comp./Pct.	517/298/57.6	452/276/61.1
Had Intercepted	24	16
Punts/Average	**58/42.8**	**62/42.8**
Penalties/Yards	**85/722**	**101/826**
Fumbles/Lost	**26/18**	**25/12**
Touchdowns	**29**	**40**
Rushing	11	13
Passing	15	24
Returns	3	3

SCORE BY PERIOD

	Q1	Q2	Q3	Q4	OT	Pts.
Team	58	70	43	72	0	243
Opponents	62	108	88	74	0	332

SCORING

	TD	R	P	R	PAT	FG	S	Pts.
G. Davis	0	0	0	0	28/28	13/26	0	67
Johnson	6	6	0	0	0/0	0/0	0	36
E. Jones	4	0	4	0	0/0	0/0	0	24
R. Hill	3	0	3	0	0/0	0/0	0	18
Massey	3	0	0	3	0/0	0/0	0	18
Proehl	3	0	3	0	0/0	0/0	0	18
Bailey	2	1	1	0	0/0	0/0	0	12
Brown	2	2	0	0	0/0	0/0	0	12
Centers	2	0	2	0	0/0	0/0	0	12
Chandler	1	1	0	0	0/0	0/0	0	6
Edwards	1	0	1	0	0/0	0/0	0	6
Jackson	1	0	1	0	0/0	0/0	0	6
Thompson	1	1	0	0	0/0	0/0	0	6
Swann	0	0	0	0	0/0	0/0	1	2

SCORING (CONT.)

	TD	R	P	R	PAT	FG	S	Pts.
Camarillo	0	0	0	0	0/1	0/0	0	0
Team	**29**	**11**	**15**	**3**	**28/29**	**13/26**	**12**	**43**
Opponents	**40**	**13**	**24**	**3**	**38/40**	**18/28**	**03**	**32**

SACKS

Harvey, 6.0; M. Jones, 6.0; Nunn, 4.0; Bankston, 2.0; R. Davis 2.0; Rucket 2.0; Swann 2.0; Hyche 1.0; J.Jones 1.0; Faulkner 0.5; McDonald 0.5.
Team 27.0, Opponents 36.0

RUSHING

	No.	Yds.	Avg.	Long	TD
Johnson	178	734	4.1	42t	6
Bailey	52	233	4.5	15	1
Brown	68	194	2.9	13	2
Chandler	36	149	4.1	18	1
Centers	37	139	3.8	28	0
Proehl	3	23	7.7	10	0
Rosenbach	9	11	1.2	10	0
Thompson	8	8	1.0	6	1
R. Hill	1	4	4.0	4	0
Blount	1	–1	–1.0	–1	0
E. Jones	2	–3	–1.5	1	0
Team	**395**	**1,491**	**3.8**	**42t**	**11**
Opponents	**436**	**1,635**	**3.8**	**63t**	**13**

RECEIVING

	No.	Yds.	Avg.	Long	TD
Proehl	60	774	12.4	63t	3
R. Hill	58	861	14.8	49	3
Centers	50	417	8.3	26	2
E. Jones	38	559	14.7	72t	4
Bailey	33	331	10.0	34	1
Edwards	14	147	10.5	25t	1
Johnson	14	103	7.4	26	0
Rolle	13	64	4.9	12	0
Brown	7	54	7.7	18	0
Reeves	6	28	4.7	12	0
Blount	3	18	6.0	18	0
Ware	1	13	13.0	13	0
Jackson	1	5	5.0	5t	1
Team	**298**	**3,344**	**11.2**	**72t**	**15**
Opponents	**276**	**3,687**	**13.4**	**87t**	**24**

INTERCEPTIONS

	No.	Yds.	Avg.	Long	TD
Massey	5	147	29.4	46t	3
Zordich	3	37	12.3	23	0
A. Williams	3	25	8.3	23	0
McDonald	2	35	17.5	20	0
D. Davis	2	27	13.5	27	0
J. Jones	1	27	27.0	27	0
Team	**16**	**298**	**18.6**	**46t**	**3**
Opponents	**24**	**279**	**11.6**	**65**	**1**

PUNT RETURNS

	Ret.	FC	Yds.	Avg.	Long	TD
Bailey	20	8	263	13.2	65	0
Blount	13	4	101	7.8	16	0
Team	**33**	**12**	**364**	**11.0**	**65**	**0**
Opponents	**22**	**11**	**141**	**6.4**	**26**	**0**

KICKOFF RETURNS

	No.	Yds.	Avg.	Long	TD
Bailey	28	690	24.6	63	0
Blount	11	251	22.8	52	0
Edwards	8	143	17.9	24	0
Jackson	1	17	17.0	17	0
Rolle	1	10	10.0	10	0
L. Smith	2	16	8.0	13	0
Team	**51**	**1,127**	**22.1**	**63**	**0**
Opponents	**42**	**767**	**18.3**	**43**	**0**

PUNTING

	No.	Yds.	Avg.	Net	TB	In20	Lg	Blk.
Camarillo	54	2,317	42.9	39.6	2	23	73	0
G. Davis	4	167	41.8	36.8	1	0	52	0
Team	**58**	**2,484**	**42.8**	**39.4**	**3**	**23**	**73**	**0**
Opponents	**62**	**2,656**	**42.8**	**34.7**	**7**	**13**	**62**	**0**

FIELD GOALS

	1–19	20–29	30–39	40–49	50+
G. Davis	0–0	6–10	3–4	4–9	0–3
Team	**0–0**	**6–10**	**3–4**	**4–9**	**0–3**
Opponents	**1–1**	**6–6**	**5–9**	**4–9**	**2–3**

USUAL STARTING LINEUP

Offense
WR ..... Randal Hill
Ernie Jones
LT..... Luis Sharpe
LG.....Mark May
C.....Danny Villa
Bill Lewis
RG..... Lance Smith
RT ..Rick Cunningham
Danny Villa
TE ..... Walter Reeves
WR..... Ricky Proehl
QB.. Timm Rosenbach
Chris Chandler
H-B ..... Butch Rolle
RB...Johnny Johnson
Ivory Lee Brown
K.....Greg Davis

Defense
LE .....Jeff Faulkner
Eric Swann
DT ..... Jim Wahler
Michael Bankston
DT ..... Mike Jones
Keith Rucker
RE . Freddie Joe Nunn
Reuben Davis
ILB.... Tyronne Stowe
ILB..... Eric Hill
OLB.....Ken Harvey
LB/DB Lorenzo Lynch
LCB ....Robert Massey
RCB . Aeneas Williams
SS ..... Tim McDonald
FS .... Michael Zordich
P.....Rich Camarillo

NOTES

Despite considerable improvement on both offense and defense, Cards lose six games by six points or less to post a second consecutive 4-12 season ... defense allows fewest rushing yards (1,635) in 24 seasons (1,558, 1968) and fewest points (332) since 1978 (296) ... CB **Robert Massey** becomes 17th player in NFL history to return two interceptions for touchdowns in one game (31 and 41 yards in fourth quarter Oct. 4 vs. Washington) ... Pro Bowl P **Rich Camarillo** narrowly misses becoming the first player in NFL history to achieve a 40-yard net punting average with a 39.6-yard net mark.

FINAL NFC EAST STANDINGS

Team	W	L	T	Pct.	Pts.	OP
Dallas*	13	3	0	.813	409	243
Philadelphia*	11	5	0	.688	354	245
Washington*	9	7	0	.563	300	255
N.Y. Giants	6	10	0	.375	306	367
Phoenix	4	12	0	.250	243	332

*Wild-card playoff qualifiers

PASSING

	Att.	Comp.	Yds.	Comp. %	Yds./Att.	TD	TD%	Int.	Int. %	Long	Sack/Lost	Rating
Chandler	413	245	2,832	59.3	6.86	15	3.6	15	3.6	72t	29/226	77.1
Rosenbach	92	49	483	53.3	5.25	0	0.0	6	6.5	45	7/32	41.2
Sacca	11	4	29	36.4	2.64	0	0.0	2	18.2	16	0/0	5.3
Proehl	1	0	0	0.0	0.00	0	0.0	1	100.0	0	0/0	0.0
Team	**517**	**298**	**3,344**	**57.6**	**6.47**	**15**	**2.9**	**24**	**4.6**	**72t**	**36/258**	**67.4**
Opponents	**452**	**276**	**3,687**	**61.1**	**8.16**	**24**	**5.3**	**16**	**3.5**	**87t**	**27/196**	**89.9**

1993 (7-9)
HEAD COACH JOE BUGEL

Sept. 5	At Philadelphia	L	17–23	59,831
Sept. 12	At Washington	W	17–10	53,525
Sept. 19	**Dallas**	**L**	**10–17**	**73,025**
Sept. 26	At Detroit	L	20–26	57,180
Oct. 3	Open Date			
Oct. 10	**New England**	**L**	**21–23**	**36,115**
Oct. 17	**Washington**	**W**	**36–6**	**48,143**
Oct. 24	At San Francisco	L	14–28	62,020
Oct. 31	**New Orleans**	**L**	**17–20**	**36,778**
Nov. 7	**Philadelphia**	**W**	**16–3**	**41,634**
Nov. 14	At Dallas	L	15–20	64,224
Nov. 21	Open Date			
Nov. 28	At N.Y. Giants	L	17–19	59,979
Dec. 5	**L.A. Rams**	**W**	**38–10**	**33,964**
Dec. 12	**Detroit**	**L**	**14–21**	**39,393**
Dec. 19	At Seattle	W	30–27 (OT)	45,737
Dec. 26	**N.Y. Giants**	**W**	**17–6**	**53,414**
Jan. 2	At Atlanta	W	27–10	44,360
			326–269	

Home: 4–4 (362,466). Away: 3–5 (446,856).

TEAM STATISTICS

	Cards	Opp.
Total First Downs	**295**	**278**
Rushing	107	106
Passing	173	158
Penalty	15	14
Total Net Yards	**5213**	**5167**
Avg. Per Game	325.8	322.9
Total Plays	1,007	962
Avg. Per Play	5.2	5.4
Net Yards Rushing	**1809**	**1861**
Avg. Per Game	113.1	116.3
Total Rushes	452	433
Net Yards Passing	**3404**	**3306**
Avg. Per Game	212.8	206.6
Sacked/Yards Lost	33/231	34/205
Gross Yards	3,635	3,511
Att./Comp./Pct.	522/310/59.4	495/281/56.8
Had Intercepted	20	9
Punts/Average	**73/43.7**	**78/42.7**
Penalties/Yards	**77/644**	**95/730**
Fumbles/Lost	**23/11**	**27/17**
Touchdowns	**37**	**27**
Rushing	12	13
Passing	21	14
Returns	4	0

SCORE BY PERIOD

	Q1	Q2	Q3	Q4	OT	Pts.
Team	54	98	79	92	3	326
Opponents	58	84	53	74	0	269

Scoring

	TD	R	P	R	PAT	FG	S	Pts.
G. Davis	0	0	0	0	37/37	21/28	0	100
Moore	9	9	0	0	0/0	0/0	0	54
Proehl	7	0	7	0	0/0	0/0	0	42
Clark	4	0	4	0	0/0	0/0	0	24
R. Hill	4	0	4	0	0/0	0/0	0	24
Centers	3	0	3	0	0/0	0/0	0	18
Bailey	2	1	0	1	0/0	0/0	0	12
Williams	2	0	0	2	0/0	0/0	0	12
Blount	1	1	0	0	0/0	0/0	0	6
Edwards	1	0	1	0	0/0	0/0	0	6
Hearst	1	1	0	0	0/0	0/0	0	6
Lynch	1	0	0	1	0/0	0/0	0	6
Reeves	1	0	1	0	0/0	0/0	0	6
Rolle	1	0	1	0	0/0	0/0	0	6
Swann	0	0	0	0	0/0	0/0	1	2
Team	**37**	**12**	**21**	**4**	**37/37**	**21/28**	**2**	**326**
Opponents	**27**	**13**	**14**	**0**	**27/27**	**26/35**	**1**	**269**

SACKS

Harvey 9.5, Nunn 6.5, Swann 3.5, Bankston 3, Booty 3, M. Jones 3, Stowe 1.5, R. Davis 1, E. Hill 1, Lynch 1, Oldham 1.

Team 34.0, Opponents 33.0

RUSHING

	No.	Yds.	Avg.	Long	TD
Moore	263	1,018	3.9	20	9
Hearst	76	264	3.5	57	1
Bailey	49	253	5.2	31	1
Centers	25	152	6.1	33	0
Proehl	8	47	5.9	17	0
Beuerlein	22	45	2.0	20	0
Blount	5	28	5.6	7	1
Chandler	3	2	0.7	1	0
Camarillo	1	0	0.0	0	0
Team	**452**	**1,809**	**4.0**	**57**	**12**
Opponents	**433**	**1,861**	**4.3**	**48**	**13**

RECEIVING

	No.	Yds.	Avg.	Long	TD
Centers	66	603	9.1	29	3
Proehl	65	877	13.5	51t	7
Clark	63	818	13.0	55	4
R. Hill	35	519	14.8	58t	4
Bailey	32	243	7.6	30	0
Edwards	13	326	25.1	65t	1
Rolle	10	67	6.7	22	1
Reeves	9	67	7.4	18	1
Hearst	6	18	3.0	9	0
Blount	5	36	7.2	9	0
Ware	3	45	15.0	27	0
Moore	3	16	5.3	6	0
Team	**310**	**3,635**	**11.7**	**65t**	**21**
Opponents	**281**	**3,511**	**12.5**	**86**	**14**

INTERCEPTIONS

	No.	Yds.	Avg.	Long	TD
Lynch	3	13	4.3	13	0
Williams	2	87	43.5	46t	1
Booty	2	24	12.0	19	0
Oldham	1	0	0.0	0	0
Zordich	1	0	0.0	0	0
Team	**9**	**124**	**13.8**	**46t**	**1**
Opponents	**20**	**143**	**7.2**	**37**	**0**

PUNT RETURNS

	Ret.	FC	Yds.	Avg.	Long	TD
Bailey	35	5	282	8.1	58t	1
Blount	9	3	90	10.0	25	0
Edwards	3	3	12	4.0	11	0
Team	**47**	**11**	**384**	**8.2**	**58t**	**1**
Opponents	**30**	**19**	**267**	**8.9**	**33**	**0**

KICKOFF RETURNS

	No.	Yds.	Avg.	Long	TD
Bailey	31	699	22.5	48	0
Blount	8	163	20.4	27	0
Edwards	3	51	17.0	20	0
Lofton	1	18	18.0	18	0
Smith	1	11	11.0	11	0
Moore	1	9	9.0	9	0
Team	**45**	**951**	**21.1**	**48**	**0**
Opponents	**51**	**994**	**19.5**	**61**	**0**

PUNTING

	No.	Yds.	Avg.	Net	TB	In20	Lg	Blk.
Camarillo	73	3,189	43.7	37.8	8	23	61	0
Team	**73**	**3,189**	**43.7**	**37.8**	**8**	**23**	**61**	**0**
Opponents	**78**	**3,333**	**42.7**	**36.8**	**4**	**23**	**62**	**1**

FIELD GOALS

	1–19	20–29	30–39	40–49	50+
G. Davis	1–1	11–11	1–1	4–10	4–5
Team	**1–1**	**11–11**	**1–1**	**4–10**	**4–5**
Opponents	**1–1**	**11–12**	**7–10**	**6–9**	**1–3**

USUAL STARTING LINEUP

Offense

WR ..... Gary Clark
Randal Hill
LT..... Luis Sharpe
LG..... Mark May
Joe Wolf
C..... Ed Cunningham
RG..... Lance Smith
RT ..Rick Cunningham
TE ..... Walter Reeves
WR..... Ricky Proehl
QB....Steve Beuerlein
H-B ..... Larry Centers
Butch Rolle
RB.....Ronald Moore
Garrison Hearst
K.....Greg Davis

Defense

LE . Michael Bankston
Freddie Joe Nunn
LT..... Eric Swann
RT ..... Keith Rucker
RE.....Reuben Davis
Freddie Joe Nunn
ILB..... Eric Hill
ILB.... Tyronne Stowe
Ken Harvey
LCB . Aeneas Williams
RCB ....Robert Massey
S.....Dave Duerson
Lorenzo Lynch
SS ..... John Booty
FS .....Chuck Cecil
Lorenzo Lynch
P.....Rich Camarillo

NOTES

A 5–3 record and three consecutive victories to finish season 7–9 are not enough to save Head Coach **Joe Bugel's** job … rushing offense improves from 26th (1992) to sixth overall and scoring jumps from 24th to fourth … defensively, six opponents held to 10 points or less, a Cardinal first since 1936 … first-round draft pick RB **Garrison Hearst** suffers season-ending knee injury in sixth game … Pittsburg (Kan.) State rookie RB **Ronald Moore** rushes for 1,018 yards and leads all NFL rookies with nine touchdowns … Moore becomes only fifth rookie in NFL history to tally four rushing touchdowns in one game (vs. L.A. Rams, Dec. 5) … franchise-record crowd of 73,025 sees Cards lose 17–10 to Dallas on Sept. 19 … Cards snap 14-game losing streak at R.F.K. Stadium with a 17–10 victory Sept. 12, their first success at Washington since 1978.

FINAL NFC EAST STANDINGS

Team	W	L	T	Pct.	Pts.	OP
Dallas#	12	4	0	.750	376	229
N.Y. Giants*	11	5	0	.688	288	205
Philadelphia	8	8	0	.500	293	315
Phoenix	7	9	0	.438	326	269
Washington	4	12	0	.250	230	345

#Top NFC playoff seed
*Wild-card playoff qualifier

PASSING

	Att.	Comp.	Yds.	Comp. %	Yds./Att.	TD	TD%	Int.	Int. %	Long	Sack/Lost	Rating
Beuerlein	418	258	3,164	61.7	7.57	18	4.3	17	4.1	65t	29/206	82.5
Chandler	103	52	471	50.5	4.57	3	2.9	2	1.9	27t	4/25	64.8
Hearst	1	0	0	0.0	0.00	0	0.0	1	100.0	0	0/0	0.0
Team	**522**	**310**	**3,635**	**59.4**	**6.96**	**21**	**4.0**	**20**	**3.8**	**65t**	**33/231**	**78.0**
Opponents	**495**	**281**	**3,511**	**56.8**	**7.09**	**14**	**2.8**	**9**	**1.8**	**86**	**34/205**	**80.8**

1994 (8-8)
HEAD COACH BUDDY RYAN

Sept. 4	At L.A. Rams	L	12–14	32,969
Sept. 11	**N.Y. Giants**	**L**	**17–20**	**60,066**
Sept. 18	At Cleveland	L	0–32	62,818
Sept. 25	Open Date			
Oct. 2	**Minnesota**	**W**	**17–7**	**67,950**
Oct. 9	At Dallas	L	3–38	64,518
Oct. 16	At Washington	W	19–16 (OT)	50,019
Oct. 23	**Dallas**	**L**	**21–28**	**71,023**
Oct. 30	**Pittsburgh**	**W**	**20–17 (OT)**	**65,690**
Nov. 6	At Phila.	L	7–17	64,952
Nov. 13	At N.Y. Giants	W	10–9	71,719
Nov. 20	**Philadelphia**	**W**	**12–6**	**62,779**
Nov. 27	**Chicago**	**L**	**16–19 (OT)**	**65,922**
Dec. 4	At Houston	W	30–12	39,821
Dec. 11	**Washington**	**W**	**17–15**	**53,790**
Dec. 18	**Cincinnati**	**W**	**28–7**	**50,110**
Dec. 24	At Atlanta	L	6–10	35,311
			235–267	

Home: 5–3 (497,330). Away: 3–5 (422,127).

TEAM STATISTICS

	Cards	Opp.
Total First Downs	**287**	**245**
Rushing	90	71
Passing	169	144
Penalty	28	30
Total Net Yards	**4607**	**4408**
Avg. Per Game	287.9	275.5
Total Plays	1,052	909
Avg. Per Play	4.4	4.8
Net Yards Rushing	**1560**	**1370**
Avg. Per Game	97.5	85.6
Total Rushes	480	409
Net Yards Passing	**3047**	**3038**
Avg. Per Game	190.4	189.9
Sacked/Yards Lost	34/237	35/272
Gross Yards	3,284	3,310
Att./Comp./Pct.	538/287/53.3	465/234/50.3
Had Intercepted	19	23
Punts/Average	**98/40.8**	**90/40.9**
Penalties/Yards	**128/1,090**	**108/800**
Fumbles/Lost	**25/10**	**28/13**
Touchdowns	**24**	**31**
Rushing	12	7
Passing	11	19
Returns	1	5

SCORE BY PERIOD

	Q1	Q2	Q3	Q4	OT	Pts.
Team	41	66	18	104	6	235
Opponents	74	83	62	45	3	267

SCORING

	TD	R	P	R	PAT	FG	S	Pts.
Davis	0	0	0	0	17/17	20/26	0	77
Centers	7	5	2	0	0/0	0/0	0	42
Moore	5	4	1	0	0/0	0/0	0	32
Proehl	5	0	5	0	0/0	0/0	0	30
Peterson	0	0	0	0	4/4	2/4	0	10
Beuerlein	1	1	0	0	0/0	0/0	0	6
Clark	1	0	1	0	0/0	0/0	0	6
Hearst	1	1	0	0	0/0	0/0	0	6
McCants*	1	0	0	1	0/0	0/0	0	6
McCants**	1	0	0	1	0/0	0/0	0	6
Reeves	1	0	1	0	0/0	0/0	0	6
Ware**	1	0	1	0	0/0	0/0	0	6
Swann	0	0	0	0	0/0	0/0	1	2
Team	**24**	**12**	**11**	**1**	**21/21**	**22/30**	**1**	**235**
Opponents	**31**	**7**	**19**	**5**	**28/29**	**15/24**	**3**	**267**

*NFL **Cardinals
2-Pt. Conversions: Moore.
Team 1/ 3, Opponents 1/ 2

SACKS

Swann 7, Bankston 7, Joyner 6, Simmons 6, Miller 3, E. Hill 1.5, Hoage 1, Marshall 1, McCants (NFL) 1, McCants (Cardinals) 1, Wilson (NFL) 1, Wilson (Cardinals) 1, Lynch 0.5.

Team 35.0, Opponents 34.0

RUSHING

	No.	Yds.	Avg.	Long	TD
Moore	232	780	3.4	24	4
Centers	115	336	2.9	17	5
Higgs (NFL)	62	195	3.1	21	0
Higgs (AZ)	43	127	3.0	16	0
Hearst	37	169	4.6	36	1
Schroeder	16	59	3.7	16	0
Beuerlein	22	39	1.8	19	1
McMahon	6	32	5.3	17	0
Levy	3	15	5.0	22	0
Feagles	2	8	4.0	12	0
Samuels	1	1	1.0	1	0
Reeves	1	–1	–1.0	–1	0
McAfee (AZ)	2	–5	–2.5	2t	1
Team	**480**	**1,560**	**3.3**	**36**	**12**
Opponents	**409**	**1,370**	**3.3**	**26**	**7**

RECEIVING

	No.	Yds.	Avg.	Long	TD
Centers	77	647	8.4	36	2
Proehl	51	651	12.8	63	5
Clark	50	771	15.4	45	1
R.Hill	38	544	14.3	51	0
Ware	17	171	10.1	33	1
Reeves	14	202	14.4	33	1
Fann	12	96	8.0	16	0
Samuels	8	57	7.1	17	0
Moore	8	52	6.5	18	1
Hearst	6	49	8.2	29	0
Levy	4	35	8.8	15	0
Robinson	1	5	5.0	5	0
McAfee(AZ)	1	4	4.0	4	0
Team	**287**	**3,284**	**11.4**	**63**	**11**
Opponents	**234**	**3,310**	**14.1**	**85t**	**19**

INTERCEPTIONS

	No.	Yds.	Avg.	Long	TD
A. Williams	9	89	9.9	43	0
J. Williams	4	48	12.0	29	0
Hoage	3	64	21.3	41	0
Joyner	3	2	0.7	2	0
Lynch	2	35	17.5	23	0
McCants (NFL)	1	46	46.0	46t	1
McCants (AZ)	1	46	46.0	46t	1
Swann	1	0	0.0	0	0
Marshall	0	13	0.0	13	0
Team	**23**	**297**	**12.9**	**46t**	**1**
Opponents	**19**	**262**	**13.8**	**93t**	**3**

PUNT RETURNS

	Ret.	FC	Yds.	Avg.	Long	TD
Robinson	41	12	285	7.0	23	0
Reeves	1	1	1	1.0	1	0
Team	**42**	**13**	**286**	**6.8**	**23**	**0**
Opponents	**40**	**22**	**270**	**6.8**	**16**	**0**

KICKOFF RETURNS

	No.	Yds.	Avg.	Long	TD
Levy	26	513	19.7	31	0
Robinson	12	231	19.3	33	0
McAfee	7	113	16.1	29	0
Henesey	6	108	18.0	25	0
Reeves	3	83	27.7	53	0
Higgs (NFL)	2	25	12.5	17	0

KICKOFF RETURNS (CONT.)

	No.	Yds.	Avg.	Long	TD
Higgs (AZ)	2	25	12.5	17	0
Samuels	1	6	6.0	6	0
Team	**57**	**1,079**	**18.9**	**53**	**0**
Opponents	**53**	**1,214**	**22.9**	**87t**	**1**

PUNTING

	No.	Yds.	Avg.	Net	TB	In20	Lg	Blk.
Feagles	98	3,997	40.8	36.0	10	33	54	0
Team	**98**	**3,997**	**40.8**	**36.0**	**10**	**33**	**54**	**0**
Opponents	**90**	**3,677**	**40.9**	**35.7**	**9**	**29**	**58**	**1**

FIELD GOALS

	1–19	20–29	30–39	40–49	50+
Davis	0–0	10–11	3–4	6–7	1–4
Peterson	0–0	1–1	1–1	0–2	0–0
Team	**0–0**	**11–12**	**4–5**	**6–9**	**1–4**
Opponents	**1–1**	**5–6**	**8–10**	**0–5**	**1–2**

USUAL STARTING LINEUP

Offense
WR..... Randal Hill
LT..... Luis Sharpe
Ben Coleman
LG.....Ernest Dye
C.....Ed Cunningham
RG..... Ben Coleman
Anthony Redmon
RT . Rick Cunningham
Joe Wolf
TE ..... Derek Ware
WR..... Ricky Proehl
QB....Steve Beuerlein
Jay Schroeder
FB..... Larry Centers
RB..... Ronald Moore
K.....Greg Davis

Defense
LE . Michael Bankston
LT..... Eric Swann
RT .... Bernard Wilson
RE .....Clyde Simmons
LLB .....Seth Joyner
MLB..... Eric Hill
RLB .. Wilber Marshall
LCB . Aeneas Williams
RCB .. James Williams
SS ..... Lorenzo Lynch
FS .....Terry Hoage
P.....Jeff Feagles

NOTES

Colorful **Buddy Ryan** named head coach and general manager ... season-ticket sales nearly double to over 48,000 ... Sun Devil Stadium sells out three times and Cards establish franchise single-season attendance mark of 497,330, an average of 62,166 ... saddled with 0–3 start, Cards win five of last seven games to finish 8–8, their first non-losing record since 1984 ... defense ranks third in league—highest in 25 years—and Cards' 36 takeaways lead NFC ... offense leads league in time of possession but 23 touchdowns are fewest in NFL ... 10-game losing streak in Giants Stadium snapped with 10–9 win Nov. 13 ... team changes name to Arizona Cardinals ... CB **Aeneas Williams** earns first Pro Bowl berth.

FINAL NFC EAST STANDINGS

Team	W	L	T	Pct.	Pts.	OP
Dallas	12	4	0	.750	414	248
N.Y. Giants	9	7	0	.563	279	305
Arizona	8	8	0	.500	235	267
Philadelphia	7	9	0	.438	308	308
Washington	3	13	0	.188	320	412

PASSING

	Att.	Comp.	Yds.	Comp. %	Yds./Att.	TD	TD%	Int.	Int. %	Long	Sack/Lost	Rating
Beuerlein	255	130	1,545	51.0	6.06	5	2.0	9	3.5	63	20/129	61.6
Schroeder	238	133	1,510	55.9	6.34	4	1.7	7	2.9	48t	11/85	68.4
McMahon	43	23	219	53.5	5.09	1	2.3	3	7.0	33	3/23	46.6
Hearst	1	1	10	100.0	10.00	1	100.0	0	0.0	10t	0/0	147.9
Moore	1	0	0	0.0	0.00	0	0.0	0	0.0	0	0/0	39.6
Team	**538**	**287**	**3,284**	**53.3**	**6.10**	**11**	**2.0**	**19**	**3.5**	**63**	**34/237**	**64.1**
Opponents	**465**	**234**	**3,310**	**50.3**	**7.12**	**19**	**4.1**	**23**	**4.9**	**85t**	**35/272**	**66.7**

1995 (4–12)
HEAD COACH BUDDY RYAN

Sept. 3	At Washington	L	7–27	52,731
Sept. 10	**Philadelphia**	**L**	**19–31**	**45,004**
Sept. 17	At Detroit	W	20–17	58,727
Sept. 24	At Dallas	L	20–34	64,560
Oct. 1	**Kansas City**	**L**	**3–24**	**50,211**
Oct. 8	At N.Y. Giants	L	21–27 (OT)	68,463
Oct. 15	**Washington**	**W**	**24–20**	**42,370**
Oct. 22	Open Date			
Oct. 29	**Seattle**	**W**	**20–14 (OT)**	**39,600**
Nov. 5	At Denver	L	6–38	71,488
Nov. 12	**Minnesota**	**L**	**24–30 (OT)**	**51,342**
Nov. 19	At Carolina	L	7–27	49,582
Nov. 26	**Atlanta**	**W**	**40–37 (OT)**	**35,147**
Nov. 30	**N.Y. Giants**	**L**	**6–10**	**44,246**
Dec. 9	At San Diego	L	25–28	55,258
Dec. 17	At Philadelphia	L	20–21	62,076
Dec. 25	**Dallas**	**L**	**13–37**	**72,394**
			275–422	

Home: 3–5 (380,314). Away: 1–7 (482,885).

TEAM STATISTICS

	Cards	Opp.
Total First Downs	**285**	**310**
Rushing	65	105
Passing	184	180
Penalty	36	25
Total Net Yards	**4866**	**5704**
Avg. Per Game	304.1	356.5
Total Plays	1,002	995
Avg. Per Play	4.9	5.7
Net Yards Rushing	**1363**	**2249**
Avg. Per Game	85.2	140.6
Total Rushes	387	503
Net Yards Passing	**3503**	**3455**
Avg. Per Game	218.9	215.9
Sacked/Yards Lost	55/390	31/200
Gross Yards	3,893	3,655
Att./Comp./Pct.	560/327/58.4	461/264/57.3
Had Intercepted	24	19
Punts/Average	**72/43.8**	**62/43.5**
Penalties/Yards	**119/835**	**117/860**
Fumbles/Lost	**41/19**	**39/23**
Touchdowns	**26**	**53**
Rushing	3	14
Passing	17	33
Returns	6	6

SCORE BY PERIOD

	Q1	Q2	Q3	Q4	OT	Pts.
Team	35	108	53	70	9	275
Opponents	75	136	109	90	12	422

SCORING

	TD	R	P	R	PAT	FG	S	Pts.
G. Davis	0	0	0	0	19/19	30/39	0	109
Moore	5	0	5	0	0/0	0/0	0	32
Centers	4	2	2	0	0/0	0/0	0	24
Williams	3	0	0	3	0/0	0/0	0	18
Sanders	2	0	2	0	0/0	0/0	0	16
Edwards	2	0	2	0	0/0	0/0	0	12
Gaines	2	0	2	0	0/0	0/0	0	12
Hearst	2	1	1	0	0/0	0/0	0	12
McBride	2	0	2	0	0/0	0/0	0	12
Anderson	1	0	1	0	0/0	0/0	0	10
Lynch	1	0	0	1	0/0	0/0	0	6

SCORING (CONT.)

	TD	R	P	R	PAT	FG	S	Pts.
McCants	1	0	0	1	0/0	0/0	0	6
Simmons	1	0	0	1	0/0	0/0	0	6
Team	**26**	**3**	**17**	**6**	**19/19**	**30/39**	**0**	**275**
Opponents	**53**	**14**	**33**	**6**	**50/51**	**18/25**	**0**	**422**

2-Pt. Conversions: Anderson 2, Sanders 2, Moore 1.
Team 5/ 6, Opponents 0/ 0

SACKS

Simmons 11, Swann 8.5, Bankston 2.0, Hill 2.0, Hoage 1.0, Irving 1.0, Joyner 1.0, Lynch 1.0, Miller 1.0, Wilson 1.0, Alexander 0.5, C. Brown 0.5, McCants 0.5.
Team 31.0, Opponents 55.0

RUSHING

	No.	Yds.	Avg.	Long	TD
Hearst	284	1,070	3.8	38	1
Centers	78	254	3.3	20	2
Krieg	19	29	1.5	17	0
Case	1	4	4.0	4	0
Feagles	2	4	2.0	4	0
Lassiter	1	1	1.0	1	0
Sanders	1	1	1.0	1	0
Buck	1	0	0.0	0	0
Johnson	2	–2	–1.0	0	0
Team	**387**	**1,363**	**3.5**	**38**	**3**
Opponents	**503**	**2,249**	**4.5**	**76t**	**14**

RECEIVING

	No.	Yds.	Avg.	Long	TD
Centers	101	962	9.5	32	2
Moore	63	907	14.4	45	5
Sanders	52	883	17.0	48	2
Edwards	29	417	14.4	28t	2
Hearst	29	243	8.4	39	1
Gaines	14	117	8.4	22t	2
McBride	13	112	8.6	24	2
Dowdell	10	96	9.6	23	0
Reeves	6	62	10.3	22	0
Fann	5	41	8.2	13	0
Anderson	3	34	11.3	18	1
Samuels	2	19	9.5	12	0
Team	**327**	**3,893**	**11.9**	**48**	**17**
Opponents	**264**	**3,655**	**13.8**	**73t**	**33**

INTERCEPTIONS

	No.	Yds.	Avg.	Long	TD
Williams	6	86	14.3	48t	2
Joyner	3	9	3.0	11	0
Hunter	2	21	10.5	21	0
Alexander	2	14	7.0	14	0
Hoage	2	0	0.0	0	0
Lynch	1	72	72.0	72t	1
Bankston	1	28	28.0	28	0
Simmons	1	25	25.0	25t	1
Paul	1	4	4.0	4	0
Team	**19**	**259**	**13.6**	**72t**	**4**
Opponents	**24**	**307**	**12.8**	**58t**	**4**

PUNT RETURNS

	Ret.	FC	Yds.	Avg.	Long	TD
Edwards	18	11	131	7.3	16	0
Reeves	4	0	41	10.3	14	0
Dowdell	1	0	0	0.0	0	0
Team	**23**	**11**	**172**	**7.5**	**16**	**0**
Opponents	**32**	**14**	**242**	**7.6**	**25**	**0**

KICKOFF RETURNS

	No.	Yds.	Avg.	Long	TD
Terry	37	808	21.8	53	0
Dowdell	18	344	19.1	28	0
Johnson(NFL)	11	259	23.5	70	0
Johnson(AZ)	11	259	23.5	70	0
Edwards	3	50	16.7	24	0

KICKOFF RETURNS (CONT.)

	No.	Yds.	Avg.	Long	TD
Higgs	2	26	13.0	17	0
Anderson	1	17	17.0	17	0
Centers	1	15	15.0	15	0
Team	**73**	**1,519**	**20.8**	**70**	**0**
Opponents	**65**	**1,593**	**24.5**	**92t**	**2**

PUNTING

	No.	Yds.	Avg.	Net	TB	In20	Lg	Blk.
Feagles	72	3,150	43.8	38.2	8	20	60	0
Team	**72**	**3,150**	**43.8**	**38.2**	**8**	**20**	**60**	**0**
Opponents	**62**	**2,694**	**43.5**	**38.1**	**8**	**21**	**65**	**0**

FIELD GOALS

	1–19	20–29	30–39	40–49	50+
Davis	1–1	13–14	9–10	6–8	1–6
Team	**1–1**	**13–14**	**9–10**	**6–8**	**1–6**
Opponents	**0–0**	**8–8**	**5–7**	**3–7**	**2–3**

USUAL STARTING LINEUP

Offense
WR ..... Rob Moore
LT ..... Ernest Dye
Larry Tharpe
LG ..... Duval Love
C ..... Ed Cunningham
Jamie Dukes
RG .. Anthony Redmon
Bernard Dafney
RT ..... Larry Tharpe
Rob Selby
TE ..... Wendall Gaines
Oscar McBride
WR ..... Frank Sanders
QB ..... Dave Krieg
FB ..... Larry Centers
RB .... Garrison Hearst
K ..... Greg Davis

Defense
LE . Michael Bankston
LT ..... Eric Swann
RT ..... Bernard Wilson
RE ..... Clyde Simmons
LLB ..... Seth Joyner
MLB ..... Eric Hill
RLB ..... Terry Irving
Jamir Miller
LCB . Aeneas Williams
RCB .... Patrick Hunter
Tito Paul
Lance Brown
SS ..... Lorenzo Lynch
FS .... Brent Alexander
Terry Hoage
P ..... Jeff Feagles

NOTES

Cards lose seven of final eight games to drop to 4–12, costing Head Coach **Buddy Ryan** his job … defense ranks last against the run and in scoring defense despite league highs of 42 takeaways and 23 fumble recoveries … Arizona's offense leads NFL with 43 turnovers (24 interceptions, 19 lost fumbles) … low light of season at expansion Carolina Nov. 19 as Cards gain just 96 total yards, their lowest output in 40 years … FB **Larry Centers** earns first Pro Bowl honor as first running back in league history to eclipse 100-pass reception plateau with 101 catches, a franchise record … **Garrison Hearst** owns dubious distinction of becoming first running back in NFL history to score only one rushing touchdown during a 1,000-yard (1,070) season.

FINAL NFC EAST STANDINGS

Team	W	L	T	Pct.	Pts.	OP
Dallas#	12	4	0	.750	435	291
Philadelphia*	10	6	0	.625	318	338
Washington	6	10	0	.375	326	359
N.Y. Giants	5	11	0	.313	290	340
Arizona	4	12	0	.250	275	422

#Top NFC playoff seed
*Wild-card playoff qualifier

PASSING

	Att.	Comp.	Yds.	Comp. %	Yds./Att.	TD	TD%	Int.	Int. %	Long	Sack/Lost	Rating
Krieg	521	304	3,554	58.3	6.82	16	3.1	21	4.0	48	53/380	72.6
Buck	32	20	271	62.5	8.47	1	3.1	0	0.0	28	2/10	99.9
Case	2	1	19	50.0	9.50	0	0.0	1	50.0	19	0/0	43.8
Hearst	2	1	16	50.0	8.00	0	0.0	0	0.0	16	0/0	77.1
Moore	2	1	33	50.0	16.50	0	0.0	1	50.0	33	0/0	56.3
Centers	1	0	0	0.0	0.00	0	0.0	1	100.0	0	0/0	0.0
Team	**560**	**327**	**3,893**	**58.4**	**6.95**	**17**	**3.0**	**24**	**4.3**	**48**	**55/390**	**72.0**
Opponents	**461**	**264**	**3,655**	**57.3**	**7.93**	**33**	**7.2**	**19**	**4.1**	**73t**	**31/200**	**89.5**

1996 (7–9)
HEAD COACH VINCE TOBIN

Sept. 1	At Indianapolis	L	13–20	48,133
Sept. 8	**Miami**	**L**	**10–38**	**55,444**
Sept. 15	At New England	L	0–31	59,118
Sept. 22	At New Orleans	W	28–14	34,316
Sept. 29	**St. Louis**	**W**	**31–28 (OT)**	**33,116**
Oct. 6	Open Date			
Oct. 13	At Dallas	L	3–17	64,096
Oct. 20	**Tampa Bay**	**W**	**13–9**	**27,738**
Oct. 27	**New York Jets**	**L**	**21–31**	**28,088**
Nov. 3	At N.Y. Giants	L	8–16	68,262
Nov. 10	At Washington	W	37–34 (OT)	51,929
Nov. 17	**N.Y. Giants**	**W**	**31–23**	**34,924**
Nov. 24	**Philadelphia**	**W**	**36–30**	**36,175**
Dec. 1	At Minnesota	L	17–41	45,767
Dec. 8	**Dallas**	**L**	**6–10**	**70,763**
Dec. 15	**Washington**	**W**	**27–26**	**34,260**
Dec. 22	At Philadelphia	L	19–29	63,658
			300–397	

Home: 5–3 (320,508). Away: 2–6 (435,279).

TEAM STATISTICS

	Cards	Opp.
Total First Downs	**308**	**336**
Rushing	70	120
Passing	214	192
Penalty	24	24
Total Net Yards	**5190**	**5361**
Average Per Game	324.4	335.1
Total Plays	1,050	1,062
Average Per Play	4.9	5.0
Net Yards Rushing	**1502**	**1862**
Average Per Game	93.9	116.4
Total Rushes	401	514
Net Yards Passing	**3688**	**3499**
Average Per Game	230.5	218.7
Sacked/Yards Lost	36/229	28/185
Gross Yards	3,917	3,684
Att./Comp./Pct.	613/336/54.8	520/311/59.8
Had Intercepted	21	11
Punts/Average	**77/43.2**	**69/43.8**
Penalties/Yards	**106/873**	**104/841**
Fumbles/Ball Lost	**29/14**	**24/14**
Touchdowns	**33**	**44**
Rushing	8	18
Passing	23	21
Returns	2	5

SCORE BY PERIOD

	Q1	Q2	Q3	Q4	OT	Pts.
Team	39	70	51	134	6	300
Opponents	56	130	90	121	0	397

SCORING

	TD	R	P	R	PAT	FG	S	Pts.
Butler	0	0	0	0	17/19	14/17	0	59
Centers	9	2	7	0	0/0	0/0	0	54
Davis	0	0	0	0	12/12	9/14	0	39
R. Moore	4	0	4	0	0/0	0/0	0	26
L. Johnson	4	3	1	0	0/0	0/0	0	24
Sanders	4	0	4	0	0/0	0/0	0	24
Dowdell	2	0	2	0	0/0	0/0	0	12
McElroy	2	1	1	0	0/0	0/0	0	12
Smith	2	1	1	0	0/0	0/0	0	12
Esiason	1	1	0	0	0/0	0/0	0	8
Carter	1	0	1	0	0/0	0/0	0	6
Edwards	1	0	1	0	0/0	0/0	0	6
McWilliams	1	0	1	0	0/0	0/0	0	6

SCORING (CONT.)

	TD	R	P	R	PAT	FG	S	Pts.
Miller	1	0	0	1	0/0	0/0	0	6
Williams	1	0	0	1	0/0	0/0	0	6
Team	**33**	**8**	**23**	**2**	**29/31**	**23/31**	**0**	**300**
Opponents	**44**	**18**	**21**	**5**	**41/43**	**30/37**	**0**	**397**

2-Pt. Conversions: Esiason, Moore. Team 2/ 2, Opponents 1/ 1

SACKS

Rice 12.5, Joyner 5.0, Swann 5.0, Miller 1.0, Ottis 1.0, B. Smith 1.0, Williams 1.0, Wilson 1.0, Bankston 0.5.

Team 28.0, Opponents 36.0

RUSHING

	No.	Yds.	Avg.	Long	TD
L. Johnson	141	634	4.5	70t	3
Centers	116	425	3.7	24	2
McElroy	89	305	3.4	32	1
K. Graham	21	87	4.1	19	0
Esiason	15	52	3.5	13	1
C. Smith	14	15	1.1	3	1
Feagles	1	0	0.0	0	0
McKinnon	1	–4	–4.0	–4	0
Sanders	2	–4	–2.0	1	0
Edwards	1	–8	–8.0	–8	0
Team	**401**	**1,502**	**3.7**	**70t**	**8**
Opponents	**514**	**1,862**	**3.6**	**78**	**18**

RECEIVING

	No.	Yds.	Avg.	Long	TD
Centers	99	766	77	39	7
Sanders	69	813	11.8	34	4
R. Moore	58	1,016	17.5	69	4
Edwards	29	311	10.7	31	1
Carter	26	329	12.7	36	1
Dowdell	20	318	15.9	64t	2
L. Johnson	15	176	11.7	35	1
McWilliams	7	80	11.4	21	1
McElroy	5	41	8.2	22t	1
Anderson	4	64	16.0	19	0
C. Smith	3	3	1.0	2	1
Terry	1	0	0.0	0	0
Team	**336**	**3,896**	**11.6**	**69**	**23**
Opponents	**311**	**3,684**	**11.8**	**55**	**21**

INTERCEPTIONS

	No.	Yds.	Avg.	Long	TD
Williams	6	89	14.8	65t	1
Alexander	2	3	1.5	3	0
Lassiter	1	20	20.0	20	0
Joyner	1	10	10.0	10	0
Bradford	1	0	0.0	0	0
Team	**11**	**122**	**11.1**	**65t**	**1**
Opponents	**21**	**186**	**8.9**	**33**	**0**

PUNT RETURNS

	Ret.	FC	Yds.	Avg.	Long	TD
Dowdell	34	8	297	8.7	35	0
Edwards	5	1	46	9.2	20	0
Team	**39**	**9**	**343**	**8.8**	**35**	**0**
Opponents	**37**	**19**	**403**	**10.9**	**66t**	**1**

KICKOFF RETURNS

	No.	Yds.	Avg.	Long	TD
McElroy	54	1,148	21.3	92	0
L. Johnson	10	198	19.8	27	0
Dowdell	5	122	24.4	31	0
Terry	4	84	21.0	30	0
McCleskey (N.O.)	1	18	18.0	18	0
McDonald	1	16	16.0	16	0
C. Smith	1	14	14.0	14	0
Team	**75**	**1,582**	**21.1**	**92**	**0**
Opponents	**61**	**1,290**	**21.1**	**95t**	**1**

PUNTING

	No.	Yds.	Avg.	Net	TB	In20	Lg	Blk.
Feagles	76	3,328	43.8	36.4	6	23	68	1
Team	**77**	**3,328**	**43.2**	**36.4**	**6**	**23**	**68**	**1**
Opponents	**69**	**3,022**	**43.8**	**36.2**	**9**	**26**	**63**	**0**

FIELD GOALS

	1–19	20–29	30–39	40–49	50+
Butler	1–1	6–6	5–8	2–2	0–0
Davis	0–0	7–9	1–2	1–3	0–0
Team	**1–1**	**13–15**	**6–10**	**3–5**	**0–0**
Opponents	**0–0**	**14–14**	**10–11**	**5–10**	**1–2**

USUAL STARTING LINEUP

Offense	Defense
WR Rob Moore	**LE** Michael Bankston
LT Lomas Brown	**LT** Eric Swann
LG Duval Love	**RT** Bernard Wilson
Rob Selby	**RE** Simeon Rice
C Mike Devlin	**LLB** Seth Joyner
Aaron Graham	**MLB** Eric Hill
RG Anthony Redmon	**RLB** Jamir Miller
RT Joe Wolf	**LCB** Aeneas Williams
TE Pat Carter	**RCB** Ronnie Bradford
WR Frank Sanders	**SS** Matt Darby
QB Boomer Esiason	**FS** Brent Alexander
Kent Graham	**P** Jeff Feagles
FB Larry Centers	
RB Leeland McElroy	
LeShon Johnson	
K Kevin Butler	
Greg Davis	

NOTES

Improvement from 4–12 to 7–9 record, underscored by an offense that jumps from 24th to 12th and a defense from 26th to 21st, highlight **Vince Tobin's** first season as head coach … RB **LeShon Johnson** bursts for runs of 56 and 70 yards Sept. 22 at New Orleans—believed to be the longest touchdown runs on consecutive carries in NFL history—en route to franchise single-game rushing mark of 214 yards … QB **Boomer Esiason** passes for 522 yards (third most in league history) in 37–34 overtime win at R.F.K. Stadium against Washington on Nov. 10 … 0–8 N.Y. Jets secure the only victory of their 1–15 season with 31–21 win at Arizona Oct. 27 … first-round draft pick, Illinois DE **Simeon Rice**, sets Cardinal mark and equals then league rookie record with 12.5 quarterback sacks.

FINAL NFC EAST STANDINGS

Team	W	L	T	Pct.	Pts.	OP
Dallas	10	6	0	.625	286	250
Philadelphia*	10	6	0	.625	363	341
Washington	9	7	0	.563	364	312
Arizona	7	9	0	.438	300	397
N.Y. Giants	6	10	0	.375	242	297

*Wild-card playoff qualifier

PASSING

	Att.	Comp.	Yds.	Comp. %	Yds./Att.	TD	TD%	Int.	Int. %	Long	Sack/Lost	Rating
Esiason	339	190	2,293	56.0	6.76	11	3.2	14	4.1	64t	17/109	70.6
K. Graham	274	146	1,624	53.3	5.93	12	4.4	7	2.6	69	19/120	75.1
Team	**613**	**336**	**3,917**	**54.8**	**6.39**	**23**	**3.8**	**21**	**3.4**	**69**	**36/229**	**72.6**
Opponents	**520**	**311**	**3,684**	**59.8**	**7.08**	**21**	**4.0**	**11**	**2.1**	**55**	**28/185**	**86.1**

1997 (4–12)
HEAD COACH VINCE TOBIN

Aug. 31	At Cincinnati	L	21–24	53,644
Sept. 7	**Dallas**	**W**	**25–22 (OT)**	**70,060**
Sept. 14	At Washington	L	13–19 (OT)	78,270
Sept. 21	Open Date			
Sept. 28	At Tampa Bay	L	18–19	53,804
Oct. 5	**Minnesota**	**L**	**19–20**	**43,987**
Oct. 12	**N.Y. Giants**	**L**	**13–27**	**36,943**
Oct. 19	At Philadelphia	L	10–13 (OT)	66,860
Oct. 26	**Tennessee**	**L**	**14–41**	**42,333**
Nov. 2	**Philadelphia**	**W**	**31–21**	**35,850**
Nov. 9	At Dallas	L	6–24	64,302
Nov. 16	At N.Y. Giants	L	10–19	68,316
Nov. 23	At Baltimore	W	16–13	53,976
Nov. 30	**Pittsburgh**	**L**	**20–26 (OT)**	**64,322**
Dec. 7	**Washington**	**L**	**28–38**	**35,848**
Dec. 14	At New Orleans	L	10–27	45,517
Dec. 21	**Atlanta**	**W**	**29–26**	**25,273**
			283–379	

Home: 3–5 (354,616). Away: 1–7 (484,689).

TEAM STATISTICS

	Cards	Opp.
Total First Downs	**295**	**298**
Rushing	79	112
Passing	186	167
Penalty	30	19
Total Net Yards	**4713**	**5426**
Average Per Game	294.6	339.1
Total Plays	1,075	1,049
Average Per Play	4.4	5.2
Net Yards Rushing	**1255**	**2180**
Average Per Game	78.4	136.3
Total Rushes	395	524
Net Yards Passing	**3458**	**3246**
Average Per Game	216.1	202.9
Sacked/Yards Lost	78/495	34/215
Gross Yards	3,953	3,461
Att./Comp./Pct.	602/317/52.7	491/279/56.8
Had Intercepted	22	15
Punts/Average	**92/43.8**	**94/43.9**
Penalties/Yards	**93/775**	**113/981**
Fumbles/Ball Lost	**27/20**	**16/5**
Touchdowns	**32**	**42**
Rushing	9	13
Passing	19	23
Returns	4	6

SCORE BY PERIOD

	Q1	Q2	Q3	Q4	OT	Pts.
Team	44	67	85	84	3	283
Opponents	63	101	83	117	15	379

SCORING

	TD	R	P	R	PAT	FG	S	Pts.
Nedney	0	0	0	0	19/19	11/17	0	52
Rob Moore	8	0	8	0	0/0	0/0	0	50
Butler	0	0	0	0	9/10	8/12	0	33
Sanders	4	0	4	0	0/0	0/0	0	26
Gedney	4	0	4	0	0/0	0/0	0	24
Plummer	2	2	0	0	0/0	0/0	0	14
Centers	2	1	1	0	0/0	0/0	0	12
K. Graham	2	2	0	0	0/0	0/0	0	12
McElroy	2	2	0	0	0/0	0/0	0	12
A. Wiliams	2	0	0	2	0/0	0/0	0	12
Bennett	1	0	0	1	0/0	0/0	0	6
Carter	1	0	1	0	0/0	0/0	0	6
Case	1	1	0	0	0/0	0/0	0	6
Ron Moore	1	1	0	0	0/0	0/0	0	6

SCORING (CONT.)

	TD	R	P	R	PAT	FG	S	Pts.
C. Smith	1	1	0	0	0/0	0/0	0	6
K. Williams	1	0	1	0	0/0	0/0	0	6
Wilson	1	0	0	1	0/0	0/0	0	6
Team	**32**	**9**	**19**	**4**	**28/29**	**19/29**	**0**	**283**
Opponents	**42**	**13**	**23**	**6**	**35/37**	**30/35**	**0**	**379**

2-Pt. Conversions: Rob Moore, Plummer, Sanders. Team 3/ 3, Opponents 1/ 3

SACKS

Swann 7.5, M. Smith 6.0, Miller 5.5, Rice 5.0, Lassiter 3.0, Bankston 2.0, Caldwell 2.0, Howard 1.0, McCleskey 1.0, McKinnon 1.0.
Team 34.0, Opponents 78.0

RUSHING

	No.	Yds.	Avg.	Long	TD
McElroy	135	424	3.1	18	2
Ron Moore (NFL)	81	278	3.4	27t	1
Ron Moore (AZ)	57	175	3.1	16	0
Centers	101	276	2.7	14	1
Plummer	39	216	5.5	31	2
Johnson	23	81	3.5	11	0
Bouie	11	26	2.4	6	0
K. Graham	13	23	1.8	10	2
Gedney	1	15	15.0	15	0
Case	7	8	1.1	3	1
Sanders	1	5	5.0	5	0
C. Smith	4	5	1.3	2	1
McKinnon	1	3	3.0	3	0
Feagles	0	0	0.0	0	0
Swann	1	0	0.0	0	0
K. Williams	1	–2	–2.0	–2	0
Team	**395**	**1,255**	**3.2**	**31**	**9**
Opponents	**524**	**2,180**	**4.2**	**44**	**13**

RECEIVING

	No.	Yds.	Avg.	Long	TD
Rob Moore	97	1,584	16.3	47t	8
Sanders	75	1,017	13.6	70t	4
Centers	54	409	7.6	29	1
Gedney	23	261	11.3	37	4
K. Williams	20	273	13.7	31t	1
Edwards	20	203	10.2	33	0
McWilliams	7	75	10.7	15	0
Carter	7	44	6.3	15	1
McElroy	7	32	4.6	17	0
Ron Moore	4	34	8.5	13	0
Johnson	3	4	1.3	7	0
C Smith	2	20	10.0	18	0
Brock	1	29	29.0	29	0
Plummer	1	2	2.0	2	0
Wilson	0	0	0.0	0	0
Team	**317**	**3,953**	**12.5**	**70t**	**19**
Opponents	**279**	**3,461**	**12.4**	**69**	**23**

INTERCEPTIONS

	No.	Yds.	Avg.	Long	TD
A. Williams	6	95	15.8	42t	2
McKinnon	3	40	13.3	17	0
Wilson	1	66	66.0	66t	1
McCleskey	1	15	15.0	15	0
Lassiter	1	10	10.0	10	0
Caldwell	1	5	5.0	5	0
Bennett	1	0	0.0	0	0
Rice	1	0	0.0	0	0
Team	**15**	**231**	**15.4**	**66t**	**3**
Opponents	**22**	**289**	**13.1**	**41**	**2**

PUNT RETURNS

	Ret.	FC	Yds.	Avg.	Long	TD
K. Williams	40	15	462	11.6	50	0
Edwards	1	1	–1	–1.0	–1	0
Team	**41**	**16**	**461**	**11.2**	**50**	**0**
Opponents	**40**	**27**	**441**	**11.0**	**50**	**0**

KICKOFF RETURNS

	No.	Yds.	Avg.	Long	TD
K. Williams	59	1,458	24.7	63	0
Bouie	6	136	22.7	27	0
C. Smith	3	50	16.7	21	0
Gedney	2	26	13.0	16	0
Ron Moore	1	17	17.0	17	0
Johnson	0	26		26	0
Team	**71**	**1,696**	**24.2**	**63**	**0**
Opponents	**42**	**945**	**22.5**	**42**	**1**

PUNTING

	No.	Yds.	Avg.	Net	TB	In20	Lg	Blk.
Feagles	91	4,028	44.3	36.810	24	62	1	
Team	**92**	**4,028**	**44.3**	**36.810**	**24**	**62**	**1**	
Opponents	**94**	**4,130**	**43.9**	**35.616**	**26**	**66**	**2**	

FIELD GOALS

	1–19	20–29	30–39	40–49	50+
Nedney	1–1	3–3	4–4	3–7	0–2
Butler	0–0	4–4	2–4	2–4	0–0
Team	**1–1**	**7–7**	**6–8**	**5–11**	**0–2**
Opponents	**1–1**	**9–9**	**12–13**	**7–9**	**1–3**

USUAL STARTING LINEUP

Offense
WR ..... Rob Moore
LT ..... Lomas Brown
LG ..... Rob Selby
Matt Joyce
C ..... Mike Devlin
RG .. Anthony Redmon
RT ..... James Dexter
Joe Wolf
TE . Johnny McWilliams
Pat Carter
WR ..... Frank Sanders
QB ..... Jake Plummer
Kent Graham
FB ..... Larry Centers
RB ... Leeland McElroy
K ..... Joe Nedney
Kevin Butler

Defense
LE . Michael Bankston
LT ..... Eric Swann
RT ..... Bernard Wilson
RE ..... Simeon Rice
LLB ..... Jamir MIller
MLB ..... Eric Hill
Ronald McKinnon
RLB .. Ronald McKinnon
Terry Irving
LCB . Aeneas Williams
RCB ..... Tom Knight
SS ..... Matt Darby
Tommy Bennett
FS ... Brent Alexander
P ..... Jeff Feagles

NOTES

Cards go 3–6 in nine games decided in final minute or overtime (four), including the first five ... QB **Jake Plummer** sets team rookie passing records by completing 157 of 296 passes (53 percent) for 2,203 yards and 15 touchdowns ... his 388 yards Nov. 15 at the Giants set NFL rookie single-game passing mark ... WR **Rob Moore** sets club single-season record with NFL-leading 1,555 receiving yards ... Moore (97 rec.) and WR **Frank Sanders** (75 rec., 1,017 yards) become the first pair of Card wide receivers to each better 1,000 yards in same season ... 66-yard interception return for a touchdown by T **Bernard Wilson** Nov. 2 vs. Eagles the longest in team history by a defensive lineman ... Cards snap 13-game Dallas series winning streak.

FINAL NFC EAST STANDINGS

Team	W	L	T	Pct.	Pts.	OP
N.Y. Giants	10	5	1	.656	307	265
Washington	8	7	1	.531	327	289
Philadelphia	6	9	1	.406	317	372
Dallas	6	10	0	.375	304	314
Arizona	4	12	0	.250	283	379

PASSING

	Att.	Comp.	Yds.	Comp. %	Yds./Att.	TD	TD%	Int.	Int. %	Long	Sack/Lost	Rating
Plummer	296	157	2,203	53.0	7.44	15	5.1	15	5.1	70t	52/291	73.1
K. Graham	250	130	1,408	52.0	5.63	4	1.6	5	2.0	47	16/115	65.9
Case	55	29	316	52.7	5.75	0	0.0	2	3.6	30	10/89	54.8
Sanders	1	1	26	100.0	26.00	0	0.0	0	0.0	26	0/0	118.8
Team	**602**	**317**	**3,953**	**52.7**	**6.57**	**19**	**3.2**	**22**	**3.7**	**70t**	**78/495**	**68.6**
Opponents	**491**	**279**	**3,461**	**56.8**	**7.05**	**23**	**4.7**	**15**	**3.1**	**69**	**34/215**	**81.7**

1998 (9–7)
HEAD COACH VINCE TOBIN

Sept. 6	At Dallas	L	10–38	63,602
Sept. 13	At Seattle	L	14–33	57,678
Sept. 20	**Philadelphia**	**W**	**17–3**	**36,717**
Sept. 27	At St. Louis	W	20–17	55,832
Oct. 4	**Oakland**	**L**	**20–23**	**52,178**
Oct. 11	**Chicago**	**W**	**20–7**	**47,860**
Oct. 18	At N.Y. Giants	L	7–34	70,456
Oct. 25	Open Date			
Nov. 1	At Detroit	W	17–15	66,087
Nov. 8	**Washington**	**W**	**29–27**	**43,159**
Nov. 15	**Dallas**	**L**	**28–35**	**69,923**
Nov. 22	At Washington	W	45–42	66,435
Nov. 29	At Kansas City	L	24–34	69,613
Dec. 6	**N.Y. Giants**	**L**	**19–23**	**46,128**
Dec. 13	At Philadelphia	W	20–17 (OT)	62,176
Dec. 20	**New Orleans**	**W**	**19–17**	**51,617**
Dec. 27	**San Diego**	**W**	**16–13**	**71,670**
			325–378	

Home: 5–3 (419,252). Away: 4–4 (511,879).

NFC Wild Card Playoff

Jan. 2	At Dallas	W	20–7	62,969

NFC Divisional Playoff

Jan. 10	At Minnesota	L	21–41	63,760
			41–48	

TEAM STATISTICS

	Cards	Opp.
Total First Downs	**315**	**321**
Rushing	98	117
Passing	179	177
Penalty	38	27
3rd Down: Made/Att.	76/218	78/210
3rd Down Pct.	34.9	37.1
4th Down: Made Att.	10/18	11/18
4th Down Pct.	55.6	61.1
Possession Average	**29:15**	**30:45**
Total Net Yards	**5109**	**5265**
Avg. Per Game	319.3	329.1
Total Plays	1052	1049
Avg. Per Play	4.9	5.0
Net Yards Rushing	**1627**	**1989**
Avg. Per Game	101.7	124.3
Total Rushes	450	492
Net Yards Passing	**3482**	**3276**
Avg. Per Game	217.6	204.8
Sacked/Yards Lost	50/286	39/250
Gross Yards	3768	3526
Att./Completions	552/326	518/299
Completion Pct.	59.1	57.7
Had Intercepted	20	20
Punts/Average	**82/41.2**	**75/43.9**
Net Punting Average	**82/35.9**	**75/38.7**
Penalties/Yards	**88/758**	**114/954**
Fumbles/Balls Lost	**30/16**	**31/19**
Touchdowns	**36**	**44**
Rushing	18	18
Passing	17	21
Returns	1	5

SCORE BY PERIOD

	Q1	Q2	Q3	Q4	OT	Pts.
Team	61	99	69	93	3	325
Opponents	61	127	68	122	0	378

SCORING

	TD	R	P	R	PAT	FG	S	Pts.
Nedney	0	0	0	0	30/30	13/19	0	69
Murrell	10	8	2	0	0/0	0/0	0	60
Bates	6	6	0	0	0/0	0/0	0	36
Jacke	0	0	0	0	6/6	10/14	0	36
Moore	5	0	5	0	0/0	0/0	0	30
McWilliams	4	0	4	0	0/0	0/0	0	24
Plummer	4	4	0	0	0/0	0/0	0	24

SCORING (CONT.)

	TD	R	P	R	PAT	FG	S	Pts.
Sanders	3	0	3	0	0/0	0/0	0	18
Centers	2	0	2	0	0/0	0/0	0	12
Bennett	1	0	0	1	0/0	0/0	0	6
Gedney	1	0	1	0	0/0	0/0	0	6
Team	**36**	**18**	**17**	**1**	**36/36**	**23/33**	**2**	**325**
Opponents	**44**	**18**	**21**	**5**	**40/41**	**24/30**	**0**	**378**

2-Pt. Conversions: Team 0/ 0, Opponents 0/ 0

SACKS

Rice 10.0, M. Smith 9.0, Wadsworth 5.0, Swann 4.0, Miller 3.0, McKinnon 2.0, Knight 1.0, Maddox 1.0, Sapp 1.0, Tillman 1.0, Williams 1.0, Wilson 1.0. **Team 39.0, Opponents 50.0**

RUSHING

	No.	Yds.	Avg.	Long	TD
Murrell	274	1,042	3.8	32	8
Plummer	51	217	4.3	27	4
Bates	60	165	2.8	15	6
Centers	31	110	3.5	14	0
Pittman	29	91	3.1	11	0
D. Brown	1	2	2.0	2	0
Sanders	4	0	0.0	7	0
Team	**450**	**1,627**	**3.6**	**32**	**18**
Opponents	**492**	**1,989**	**4.0**	**30t**	**18**

RECEIVING

	No.	Yds.	Avg.	Long	TD
Sanders	89	1,145	12.9	42	3
Centers	69	559	8.1	54	2
Moore	67	982	14.7	57	5
Metcalf	31	324	10.5	29	0
McWilliams	26	284	10.9	26	4
Gedney	22	271	12.3	32	1
Murrell	18	169	9.4	30	2
Brock	2	12	6.0	7	0
Bates	1	14	14.0	14	0
Anderson	1	8	8.0	8	0
Team	**326**	**3,768**	**11.6**	**57**	**17**
Opponents	**299**	**3,526**	**11.8**	**87t**	**21**

INTERCEPTIONS

	No.	Yds.	Avg.	Long	TD
Lassiter	8	80	10.0	29	0
McKinnon	5	25	5.0	17	0
Bennett	2	100	50.0	70t	1
Chavous	2	0	0.0	0	0
Williams	1	15	15.0	15	0
McCombs	1	14	14.0	14	0
McCleskey	1	1	1.0	1	0
Team	**20**	**235**	**11.8**	**70t**	**1**
Opponents	**20**	**373**	**18.7**	**56t**	**4**

PUNT RETURNS

	Ret.	FC	Yds.	Avg.	Long	TD
Metcalf	43	7	295	6.9	24	0
Team	**43**	**7**	**295**	**6.9**	**24**	**0**
Opponents	**38**	**21**	**313**	**8.2**	**43**	**0**

KICKOFF RETURNS

	No.	Yds.	Avg.	Long	TD
Metcalf	57	1,218	21.4	59	0
Pittman	4	84	21.0	22	0
Gedney	2	12	6.0	7	0
Team	**63**	**1,314**	**20.9**	**59**	**0**
Opponents	**56**	**1,200**	**21.4**	**62**	**0**

PUNTING

	No.	Yds.	Avg.	Net	TB	In20	Lg	Blk.
Player	81	3,378	41.7	35.9	6	12	67	1
Team	**82**	**3,378**	**41.2**	**35.9**	**6**	**12**	**67**	**1**
Opponents	**75**	**3,296**	**43.9**	**38.7**	**5**	**26**	**64**	**0**

FIELD GOALS

	1–19	20–29	30–39	40–49	50+
Nedney	0–0	6–6	1–1	5–8	1–4
Jacke	0–0	3–3	5–6	1–3	1–2
Team	**0–0**	**9–9**	**6–7**	**6–11**	**2–6**
Opponents	**2–2**	**8–8**	**5–8**	**4–5**	**5–7**

USUAL STARTING LINEUP

Offense

WR ..... Rob Moore
LT ..... Lomas Brown
LG ..... Chris Dishman
C ..... Aaron Graham
RG ..... Lester Holmes
RT ..... James Dexter
TE Johnny McWilliams
WR ..... Frank Sanders
QB ..... Jake Plummer
FB ..... Larry Centers
RB ..... Adrian Murrell
K ..... Joe Nedney
Chris Jacke

Defense

LE .. Andre Wadsworth
LT ..... Eric Swann
Rashod Swinger
RT ..... Mark Smith
RE ..... Simeon Rice
LLB ..... Jamir MIller
MLB .. Ronald McKinnon
RLB .... Tony McCombs
LCB .. Aeneas Williams
RCB .... Corey Chavous
Tom Knight
J.B. Brown
SS .... Tommy Bennett
FS .... Kwamie Lassiter
Pat Tillman
P ..... Scott Player

NOTES

First postseason appearance since 1982, ending the NFL's longest playoff drought at 15 years ... first postseason berth in a non-strike season since 1975, first postseason victory since 1947, and first winning season and first 10-win campaign since 1984 ... eight NFC victories most since 1976 ... NFL record seven victories by three points or less, winning four on game-ending field goals ... seven of nine victories by 18 combined points earns "Wild Cards" nickname ... 45-point outburst at Washington Nov. 22 the Cards' best scoring output in 21 years ... seven of nine victories are QB **Jake Plummer**-led comebacks ... Plummer's three rushing touchdowns at Washington Nov. 22 the most by an NFL quarterback since the Saints' Archie Manning in 1977 ... RB **Adrian Murrell** becomes sixth player in NFL history to rush for over 1,000 yards for different teams in consecutive seasons ... WR **Frank Sanders** leads NFC (NFL runner-up) with 89 receptions ... FB **Larry Centers** becomes the Cardinals' career receiving leader ... eight defensive takeaways Oct. 11 vs. Chicago tie Seattle for NFL season best ... final three games provide largest viewing audiences in the history of three Phoenix television stations—the CBS, ABC, and FOX affiliates, respectively.

FINAL NFC EAST STANDINGS

Team	W	L	T	Pct.	Pts.	OP
Dallas	10	6	0	.625	381	275
Arizona*	9	7	0	.563	325	378
N.Y. Giants	8	8	0	.500	287	309
Washington	6	10	0	.375	319	421
Philadelphia	3	10	0	.188	161	344

*Wild-card playoff qualifier

PASSING

	Att.	Comp.	Yds.	Comp. %	Yds./Att.	TD	TD%	Int.	Int. %	Long	Sack/Lost	Rating
Plummer	547	324	3,737	59.2	6.83	17	3.1	20	3.7	57	49/280	75.0
D. Brown	5	2	31	40.0	6.20	0	0.0	0	0.0	19	1/6	61.3
Team	**552**	**326**	**3,768**	**59.1**	**6.83**	**17**	**3.1**	**20**	**3.6**	**57**	**50/286**	**74.9**
Opponents	**518**	**299**	**3,526**	**57.7**	**6.81**	**21**	**4.1**	**20**	**3.9**	**87t**	**39/250**	**76.0**

1999 (6–10)
HEAD COACH VINCE TOBIN

Sept. 12	At Philadelphia	W	25–24	64,113
Sept. 19	At Miami	L	16–19	73,618
Sept. 27	**San Francisco**	**L**	**10–24**	**70,993**
Oct. 3	At Dallas	L	7–35	64,169
Oct. 10	**N.Y. Giants**	**W**	**14–3**	**43,968**
Oct. 17	**Washington**	**L**	**10–24**	**51,789**
Oct. 24	Open Date			
Oct. 31	**New England**	**L**	**3–27**	**47,030**
Nov. 7	At N.Y. Jets	L	7–12	77,857
Nov. 14	**Detroit**	**W**	**23–19**	**41,924**
Nov. 21	**Dallas**	**W**	**13–9**	**64,773**
Nov. 28	At N.Y. Giants	W	34–24	77,809
Dec. 5	**Philadelphia**	**W**	**21–17**	**41,187**
Dec. 12	At Washington	L	3–28	75,851
Dec. 19	**Buffalo**	**L**	**21–31**	**59,509**
Dec. 26	At Atlanta	L	14–37	47,074
Jan. 2	At Green Bay	L	24–49	59,818
			245–382	

Home: 4–4 (421,173). Away: 2–6 (540,309).

TEAM STATISTICS

	Cards	Opp.
Total First Downs	**254**	**301**
Rushing	77	128
Passing	150	157
Penalty	27	16
3rd Down: Made/Att.	72/221	94/232
3rd Down Pct.	32.6	40.5
4th Down: Made Att.	4/17	4/15
4th Down Pct.	23.5	26.7
Possession Average	**27:10**	**32:51**
Total Net Yards	**4010**	**5422**
Avg. Per Game	250.6	338.9
Total Plays	999	1,068
Avg. Per Play	4.0	5.1
Net Yards Rushing	**1,207**	**2265**
Avg. Per Game	5.4	141.6
Total Rushes	396	542
Net Yards Passing	**2803**	**3157**
Avg. Per Game	175.2	197.3
Sacked/Yards Lost	45/282	33/229
Gross Yards	3,085	3,386
Att./Completions	558/287	493/294
Completion Pct.	51.4	59.6
Had Intercepted	30	17
Punts/Average	**94/42.0**	**89/42.4**
Net Punting Average	**94/36.7**	**89/34.2**
Penalties/Yards	**70/481**	**112/938**
Fumbles/Balls Lost	**31/10**	**28/10**
Touchdowns	**27**	**48**
Rushing	13	17
Passing	11	25
Returns	3	6

SCORE BY PERIOD

	Q1	Q2	Q3	Q4	OT	Pts.
Team	19	97	50	79	0	245
Opponents	118	97	56	111	0	382

SCORING

	TD	R	P	R	PAT	FG	S	Pts.
Jacke	0	0	0	0	26/26	19/27	0	83
Bates	9	9	0	0	0/0	0/0	0	54
Moore	5	0	5	0	0/0	0/0	0	30
Boston	2	0	2	0	0/0	0/0	0	12
Pittman	2	2	0	0	0/0	0/0	0	12
Plummer	2	2	0	0	0/0	0/0	0	12
Cody	1	0	1	0	0/0	0/0	0	6
Fredrickson	1	0	0	1	0/0	0/0	0	6
Lassiter	1	0	0	1	0/0	0/0	0	6
Makovicka	1	0	1	0	0/0	0/0	0	6

SCORING (CONT.)

	TD	R	P	R	PAT	FG	S	Pts.
McWilliams	1	0	1	0	0/0	0/0	0	6
Sanders	1	0	1	0	0/0	0/0	0	6
Swann	1	0	0	1	0/0	0/0	0	6
Team	**27**	**13**	**11**	**3**	**26/26**	**19/27**	**0**	**245**
Opponents	**48**	**17**	**25**	**6**	**44/45**	**16/24**	**1**	**382**

2-Pt. Conversions: Team 0/ 1, Opponents 0/ 3

SACKS

Rice 16.5, Swann 4, Burke 2.5, Fredrickson 2, Wadsworth 2, Drake 1, McKinnon 1, Ottis 1, Sapp 1, Swinger 1, Walz 1.

Team 33, Opponents 45

RUSHING

	No.	Yds.	Avg.	Long	TD
Murrell	193	553	2.9	22	0
Pittman	64	289	4.5	58t	2
Bates	72	202	2.8	16	9
Plummer	39	121	3.1	17	2
Brown	13	49	3.8	10	0
Makovicka	8	7	0.9	7	0
Tillman	1	4	4.0	4	0
Boston	5	0	0.0	7	0
Player	1	–18	–18.0	–18	0
Team	**396**	**1,207**	**3.0**	**58t**	**13**
Opponents	**542**	**2,265**	**4.2**	**68t**	**17**

RECEIVING

	No.	Yds.	Avg.	Long	TD
Sanders	79	954	12.1	63	1
Murrell	49	335	6.8	23	0
Boston	40	473	11.8	43	2
Moore	37	621	16.8	71	5
Hardy	30	222	7.4	23	0
Pittman	16	196	12.3	46	0
McWilliams	11	71	6.5	11	1
Makovicka	10	70	7.0	15	1
Cody	6	60	10.0	16	1
Bates	5	34	6.8	18	0
McCullough	3	45	15.0	31	0
McKinley	1	4	4.0	4	0
Team	**287**	**3,085**	**10.7**	**71**	**11**
Opponents	**294**	**3,386**	**11.5**	**77t**	**25**

INTERCEPTIONS

	No.	Yds.	Avg.	Long	TD
Lassiter	2	110	55.0	78t	1
Fredrickson	2	57	28.5	34t	1
Knight	2	16	8.0	16	0
Tillman	2	7	3.5	6	0
Williams	2	5	2.5	8	0
Swann	1	42	42.0	42t	1
Wadsworth	1	23	23.0	23	0
Bennett	1	13	13.0	13	0
McCleskey	1	2	2.0	2	0
Chavous	1	1	1.0	1	0
Drake	1	0	0.0	0	0
McKinnon	1	0	0.0	0	0
Team	**17**	**276**	**16.2**	**78t**	**3**
Opponents	**30**	**336**	**11.2**	**59t**	**2**

PUNT RETURNS

	Ret.	FC	Yds.	Avg.	Long	TD
Cody	32	12	373	11.7	31	0
Boston	7	0	62	8.9	43	0
Pittman	4	0	16	4.0	7	0
Knight	3	1	38	12.7	27	0
McCleskey	1	0	0	0.0	0	0
Team	**47**	**13**	**489**	**10.4**	**43**	**0**
Opponents	**53**	**16**	**340**	**6.4**	**36**	**0**

KICKOFF RETURNS

	No.	Yds.	Avg.	Long	TD
Bates	52	1,231	23.7	68	0
Cody	4	76	19.0	29	0
Tillman	3	33	11.0	18	0
Pittman	2	31	15.5	22	0
Dishman	1	9	9.0	9	0
Lassiter	1	13	13.0	13	0
Makovicka	1	10	10.0	10	0
Team	**64**	**1,403**	**21.9**	**68**	**0**
Opponents	**59**	**1,224**	**20.7**	**88t**	**2**

PUNTING

	No.	Yds.	Avg.	Net	TB	In20	Lg	Blk.
Player	94	3,948	42.0	36.7	8	18	60	0
Team	**94**	**3,948**	**42.0**	**36.7**	**8**	**18**	**60**	**0**
Opponents	**89**	**3,775**	**42.4**	**34.2**	**12**	**23**	**69**	**0**

FIELD GOALS

	1–19	20–29	30–39	40–49	50+
Jacke	0–0	5–5	10–12	4–7	0–3
Team	**0–0**	**5–5**	**10–12**	**4–7**	**0–3**
Opponents	**0–0**	**5–7**	**6–6**	**4–8**	**1–3**

USUAL STARTING LINEUP

Offense

WR .....Rob Moore
LT..... Matt Joyce
L.J. Shelton
LG .....Chris Dishman
Matt Joyce
C.....Aaron Graham
RG.....Lester Holmes
RT ..Anthony Clement
TE .....Terry Hardy
WR ..... Frank Sanders
QB..... Jake Plummer
FB .....Joel Makovicka
RB.....Adrian Murrell
K.....Chris Jacke

Defense

LE . Andre Wadsworth
Brad Ottis
LT.....Rashod Swinger
RT .....Jerry Drake
RE ..... Simeon Rice
LLB . Rob Fredrickson
MLBRonald McKinnon
RLB .....Zack Walz
LCB . Aeneas Williams
RCB ..... Tom Knight
SS ....Tommy Bennett
FS ... Kwamie Lassiter
P.....Scott Player

NOTES

RB **Mario Bates'** nine rushing touchdowns a team best since 1993 ... K **Chris Jacke's** 31-yard game-winning field goal in season-opener at Philadelphia makes him the first NFL kicker to win four consecutive regular-season games with walk-off three-pointers ... **Mac Cody's** 11.7-yard punt-return average leads NFC ... WR **Frank Sanders'** 13 receptions in finale at Green Bay most by a Card since 1962 ... RB **Michael Pittman** logs 133 rushing yards against Detroit in first career start ... MLB **Ronald McKinnon** becomes first Cardinal to crack 200-tackle plateau (223 total stops) ... OLB **Rob Fredrickson** sets franchise modern-day record with 22 total tackles vs. N.Y. Jets and becomes first Card linebacker to return an interception for a touchdown since 1987.

FINAL NFC EAST STANDINGS

Team	W	L	T	Pct.	Pts.	OP
Washington	10	6	0	.625	443	377
Dallas*	8	8	0	.500	352	276
N.Y. Giants	7	9	0	.438	299	358
Arizona	6	10	0	.375	245	382
Philadelphia	5	11	0	.313	272	357

*Wild-card playoff qualifier

PASSING

	Att.	Comp.	Yds.	Comp. %	Yds./Att.	TD	TD%	Int.	Int. %	Long	Sack/Lost	Rating
Plummer	381	201	2,111	52.8	5.54	9	2.4	24	6.3	63	27/152	50.8
Brown	169	84	944	49.7	5.59	2	1.2	6	3.6	71	18/130	55.9
Greisen	6	1	4	16.7	0.67	0	0.0	0	0.0	4	0/0	39.6
Pittman	1	1	26	100.0	26.00	0	0.0	0	0.0	26	0/0	118.8
Sanders	1	0	0	0.0	0.00	0	0.0	0	0.0	0	0/0	39.6
Team	**558**	**287**	**3,085**	**51.4**	**5.53**	**11**	**2.0**	**30**	**5.4**	**71**	**45/282**	**52.2**
Opponents	**493**	**294**	**3,386**	**59.6**	**6.87**	**25**	**5.1**	**17**	**3.4**	**77t**	**33/229**	**82.9**

2000 (3–13)
HEAD COACH VINCE TOBIN (7 GAMES)
HEAD COACH DAVE MCGINNIS (9 GAMES)

Sept. 3	At N.Y. Giants	L	16–21	77,434
Sept. 10	**Dallas**	**W**	**32–31**	**58,303**
Sept. 17	Open Date			
Sept. 24	**Green Bay**	**L**	**3–29**	**69,568**
Oct. 1	At San Francisco	L	20–27	66,985
Oct. 8	**Cleveland**	**W**	**29–21**	**39,148**
Oct. 15	**Philadelphia**	**L**	**14–33**	**36,590**
Oct. 22	At Dallas	L	7–48	62,981
Oct. 29	**New Orleans**	**L**	**10–21**	**35,016**
Nov. 5	**Washington**	**W**	**16–15**	**44,723**
Nov. 12	At Minnesota	L	14–31	64,223
Nov. 19	At Philadelphia	L	9–34	65,356
Nov. 26	**N.Y. Giants**	**L**	**7–31**	**38,909**
Dec. 3	At Cincinnati	L	13–24	50,289
Dec. 10	At Jacksonville	L	10–44	53,472
Dec. 17	**Baltimore**	**L**	**7–13**	**37,452**
Dec. 24	At Washington	L	3–20	65,711
			210–443	

Home: 3–5 (359,709). Away: 0–8 (506,451).

TEAM STATISTICS

	Cards	Opp.
Total First Downs	**253**	**345**
Rushing	71	149
Passing	156	175
Penalty	26	21
3rd Down: Made/Att.	75/199	105/222
3rd Down Pct.	37.7	47.3
4th Down: Made Att.	8/27	10/15
4th Down Pct.	29.6	66.7
Possession Average	**26:32**	**33:28**
Total Net Yards	**4,528**	**5,737**
Average Per Game	283.0	358.6
Total Plays	932	1,062
Average Per Play	4.9	5.4
Net Yards Rushing	**1,278**	**2,609**
Average Per Game	79.9	163.1
Total Rushes	343	579
Net Yards Passing	**3250**	**3128**
Average Per Game	203.1	195.5
Sacked/Yards Lost	35/228	25/135
Gross Yards	3,478	3,263
Att./Comp./Pct.	554/316/57.0	458/295/64.4
Had Intercepted	24	10
Punts/Average	**65/44.2**	**59/41.1**
Penalties/Yards	**96/785**	**96/914**
Fumbles/Ball Lost	**32/20**	**17/10**
Touchdowns	**24**	**52**
Rushing	6	29
Passing	16	19
Returns	2	4

SCORE BY PERIOD

	Q1	Q2	Q3	Q4	OT	Pts.
Team	30	48	57	75	0	210
Opponents	114	130	95	104	0	443

SCORING

	TD	R	P	R	PAT	FG	S	Pts.
Blanchard	0	0	0	0	18/19	16/23	0	66
Boston	7	0	7	0	0/0	0/0	0	42
Pittman	6	4	2	0	0/0	0/0	0	36
Sanders	6	0	6	0	0/0	0/0	0	36
Jones	2	2	0	0	0/0	0/0	0	12
Hardy	1	0	1	0	0/0	0/0	0	6
Jenkins	1	0	0	1	0/0	0/0	0	6
Team	**24**	**6**	**16**	**2**	**18/19**	**16/23**	**0**	**210**
Opponents	**52**	**29**	**19**	**4**	**50/51**	**27/34**	**0**	**443**

2-Pt. Conversions: Team 0/ 5, Opponents 0/ 1

SACKS

Rice 7.5, McKinnon 4, Smith 3, Folston 2, Maddox 1.5, Tillman 1.5, Fredrickson 1, Issa 1, Knight 1, Ottis 1, Wadsworth 1, Davis 0.5.
Team 25.0, Opponents 35.0

RUSHING

	No.	Yds.	Avg.	Long	TD
Pittman	184	719	3.9	29	4
Jones	112	373	3.3	29	2
Plummer	37	183	4.9	24	0
Boston	3	9	3.0	24	0
Makovicka	3	8	2.7	7	0
Greisen	1	1	1.0	1	0
Dave Brown	1	0	0.0	0	0
Jenkins	1	–4	–4.0	–4	0
Player	1	–11	–11.0	–11	0
Team	**343**	**1,278**	**3.7**	**29**	**6**
Opponents	**579**	**2,609**	**4.5**	**78t**	**29**

RECEIVING

	No.	Yds.	Avg.	Long	TD
Pittman	73	579	7.9	36t	2
Boston	71	1,156	16.3	70t	7
Sanders	54	749	13.9	53t	6
Jones	32	208	6.5	20	0
Hardy	27	160	5.9	13	1
Jenkins	17	219	12.9	34	0
Cody	17	212	12.5	24	0
Gedney	10	75	7.5	24	0
Makovicka	6	18	3.0	5	0
Mitchell	5	80	16.0	42	0
McKinley	2	13	6.5	9	0
C. Williams	1	5	5.0	5	0
Team	**316**	**3,478**	**11.0**	**70t**	**16**
Opponents	**295**	**3,263**	**11.1**	**65t**	**19**

INTERCEPTIONS

	No.	Yds.	Avg.	Long	TD
A. Williams	5	102	20.4	48	0
Tillman	1	30	30.0	27	0
Lassiter	1	11	11.0	11	0
Fredrickson	1	8	8.0	8	0
Chavous	1	0	0.0	0	0
Walz	1	0	0.0	0	0
Team	**10**	**151**	**15.1**	**48**	**0**
Opponents	**24**	**383**	**16.0**	**45**	**2**

PUNT RETURNS

	Ret.	FC	Yds.	Avg.	Long	TD
Cody	31	11	222	7.2	25	0
Jenkins	1	0	1	1.0	1	0
Team	**32**	**11**	**223**	**7.0**	**25**	**0**
Opponents	**37**	**18**	**347**	**9.4**	**64t**	**2**

KICKOFF RETURNS

	No.	Yds.	Avg.	Long	TD
Jenkins	82	2,186	26.7	98t	1
Bennett	1	17	17.0	17	0
Cody	1	18	18.0	18	0
McKinley	1	20	20.0	20	0
McKinnon	1	9	9.0	9	0
Barrett	0	46	0.0	41	0
Team	**86**	**2,296**	**26.7**	**98t**	**1**
Opponents	**46**	**827**	**18.0**	**40**	**0**

PUNTING

	No.	Yds.	Avg.	Net	TB	In20	Lg	Blk.
Player	65	2,871	44.2	37.3	5	17	55	0
Team	**65**	**2,871**	**44.2**	**37.3**	**5**	**17**	**55**	**0**
Opponents	**59**	**2,422**	**44.1**	**35.2**	**6**	**15**	**61**	**0**

FIELD GOALS

	1–19	20–29	30–39	40–49	50+
Blanchard	1–1	2–2	9–11	2–5	2–4
Team	**1–1**	**2–2**	**9–11**	**2–5**	**2–4**
Opponents	**0–0**	**7–7**	**10–12**	**8–12**	**2–3**

USUAL STARTING LINEUP

Offense
WR ..... David Boston
LT ..... L.J. Shelton
LG ..... Matt Joyce
C ..... Chris Dishman
Mike Gruttadauria
RG ..... Lester Holmes
RT .. Anthony Clement
TE ..... Terry Hardy
WR ..... Frank Sanders
QB ..... Jake Plummer
FB ..... Joel Makovicka
RB ... Michael Pittman
Thomas Jones
K ..... Cary Blanchard

Defense
LE ..... Brad Ottis
Andre Wadsworth
LT ..... Russell Davis
Tony McCoy
RT ..... Mark Smith
Mao Tosi
RE ..... Simeon Rice
LLB ... Ray Thompson
MLB .. Ronald McKinnon
RLB .. Rob Fredrickson
LCB .. Aeneas Williams
RCB ..... Tom Knight
SS ..... Pat Tillman
FS ... Kwamie Lassiter
K ..... Scott Player

NOTES

Defensive coordinator **Dave McGinnis** replaces Head Coach **Vince Tobin** on an interim basis after seven games … McGinnis is named permanent head coach Dec. 18 … Maricopa Co. voters approve new multi-purpose stadium on Election Day, Nov. 7 … 109 starter games lost by injuries to 17 players … fewest victories and lowest winning percentage since 1959 … CB **Aeneas Williams** appears in 160th consecutive game to end season, the longest streak by a position player in franchise history … he also authors a 104-yard fumble return for a touchdown Nov. 5 vs. Washington to equal the NFL record … SS **Pat Tillman** (224) and middle MLB **Ronald McKinnon** (208) become the first pair of Cards to crack 200 single-season total tackles … McKinnon also becomes the first Card to register 200-plus total tackles in consecutive seasons … WR **MarTay Jenkins** sets NFL single-season records with 82 kickoff returns for 2,186 yards … Jenkins posts Cards' first kickoff return for a touchdown in 21 years Nov. 12 at Minnesota … QB **Jake Plummer** becomes the fastest Cardinal to 10,000 career passing yards in his 47th NFL game Nov. 5 vs. Washington.

FINAL NFC EAST STANDINGS

Team	W	L	T	Pct.	Pts.	OP
N.Y. Giants#	12	4	0	.750	328	246
Philadelphia*	11	5	0	.688	351	245
Washington	8	8	0	.500	281	269
Dallas	5	11	0	.313	294	361
Arizona	3	13	0	.188	210	443

#Top NFL playoff seed
*Wild-card playoff qualifier

PASSING

	Att.	Comp.	Yds.	Comp. %	Yds./Att.	TD	TD%	Int.	Int. %	Long	Sack/Lost	Rating
Plummer	475	270	2,946	56.8	6.20	13	2.7	21	4.4	70t	22/151	66.0
Brown	69	40	467	58.0	6.77	2	2.9	3	4.3	44t	10/53	70.1
Greisen	10	6	65	60.0	6.50	1	100.0	0	0.0	26t	3/24	112.5
Player	0	0	0	0.0	0.0	0	0.0	0	0.0	0	1/11	0.0
Team	**554**	**316**	**3,478**	**57.0**	**6.28**	**16**	**2.9**	**24**	**4.3**	**70t**	**36/239**	**67.4**
Opponents	**458**	**295**	**3,263**	**64.4**	**7.12**	**19**	**4.1**	**10**	**2.2**	**65t**	**36/239**	**90.2**

2001 (7–9)
HEAD COACH DAVE MCGINNIS

Sept. 9	Open Date			
Sept. 16	At Washington (Postponed to 1/6/02, national tragedy)			
Sept. 23	**Denver Broncos**	**L**	**17–38**	**47,239**
Sept. 30	**Atlanta Falcons**	**L**	**14–34**	**23,790**
Oct. 7	At Philadelphia	W	21–20	66,360
Oct. 14	At Chicago	L	13–20	66,944
Oct. 21	**Kansas City**	**W**	**24–16**	**29,983**
Oct. 28	At Dallas	L	3–17	63,114
Nov. 4	**Philadelphia**	**L**	**7–21**	**27,290**
Nov. 11	**New York Giants**	**L**	**10–17**	**33,107**
Nov. 18	**Detroit Lions**	**W**	**45–38**	**24,363**
Nov. 25	At San Diego	W	20–17	49,398
Dec. 2	At Oakland	W	34–31 (OT)	46,601
Dec. 9	**Washington**	**L**	**10–20**	**36,642**
Dec. 15	At N.Y. Giants	L	13–17	77,913
Dec. 23	**Dallas**	**W**	**17–10**	**40,881**
Dec. 30	At Carolina	W	30–7	72,025
Jan. 6	At Washington	L	17–20	61,721
			295–343	

Home: 3–5 (263,295). Away: 4–4 (504,076).

TEAM STATISTICS

	Cards	Opp.
Total First Downs	**277**	**319**
Rushing	77	124
Passing	177	179
Penalty	23	16
3rd Down: Made/Att.	57/196	84/220
3rd Down Pct.	29.1	38.2
4th Down: Made Att.	10/20	12/24
4th Down Pct.	50.0	50.0
Possession Average	**27:45**	**32:15**
Total Net Yards	**4898**	**5685**
Average Per Game	306.1	355.3
Total Plays	955	1,071
Average Per Play	5.1	5.3
Net Yards Rushing	**1449**	**2087**
Average Per Game	90.6	130.4
Total Rushes	400	496
Net Yards Passing	**3449**	**3598**
Average Per Game	215.6	224.9
Sacked/Yards Lost	29/204	19/128
Gross Yards	3,653	3,726
Att./Comp./Pct.	526/304/57.8	556/337/60.6
Had Intercepted	14	17
Punts/Average	**87/41.0**	**75/43.3**
Penalties/Yards	**72/620**	**110/980**
Fumbles/Ball Lost	**26/13**	**27/7**
Touchdowns	**33**	**39**
Rushing	10	10
Passing	18	26
Returns	5	3

SCORE BY PERIOD

	Q1	Q2	Q3	Q4	OT	Pts.
Team	51	110	30	101	3	295
Opponents	57	114	72	100	0	343

SCORING

	TD	R	P	R	PAT	FG	S	Pts.
Gramatica	0	0	0	0	25/25	16/20	0	73
Boston	8	0	8	0	0/0	0/0	0	48
Jones	5	5	0	0	0/0	0/0	0	30
Pittman	5	5	0	0	0/0	0/0	0	30
Oglesby	0	0	0	0	7/7	5/6	0	22
Jenkins	3	0	3	0	0/0	0/0	0	18
Hardy	2	0	2	0	0/0	0/0	0	12
McKinnon	2	0	0	2	0/0	0/0	0	12
Mitchell	2	0	2	0	0/0	0/0	0	12
Sanders	2	0	2	0	0/0	0/0	0	12
Makovicka	1	0	1	0	0/0	0/0	0	6
Vanden Bosch	1	0	0	1	0/0	0/0	0	6
Wakefield	1	0	0	1	0/0	0/0	0	6
Wilson	1	0	0	1	0/0	0/0	0	6

SCORING (CONT.)

	TD	R	P	R	PAT	FG	S	Pts.
Plummer	0	0	0	0	0/0	0/0	0	2
Team	**33**	**10**	**18**	**5**	**32/32**	**21/26**	**0**	**295**
Opponents	**39**	**10**	**26**	**3**	**36/36**	**23/32**	**0**	**343**

2-Pt. Conversions: Plummer. Team 1/ 1, Opponents 2/ 3

SACKS

Fredrickson 4.0, Wakefield 2.5, Burke 2.0, R. Davis 2.0, McKinnon 2.0, Lassister 1.0, Sanyika 1.0, Tosi 1.0, Walz 1.0, Bell 0.5, Hill 0.5, Thompson 0.5, Vanden Bosch 0.5, Wilson 0.5.
Team 19.0, Opponents 29.0

RUSHING

	No.	Yds.	Avg.	Long	TD
Pittman	241	846	3.5	42	5
Jones	112	380	3.4	21	5
Plummer	35	163	4.7	21	0
Boston	5	35	7.0	17	0
Makovicka	1	19	19.0	19	0
Jenkins	3	4	1.3	16	0
Gruttadauria	1	1	1.0	1	0
McKinley	1	1	1.0	1	0
Player	1	0	0.0	0	0
Team	**400**	**1,449**	**3.6**	**42**	**10**
Opponents	**496**	**2,087**	**4.2**	**41**	**10**

RECEIVING

	No.	Yds.	Avg.	Long	TD
Boston	98	1,598	16.3	61t	8
Pittman	42	264	6.3	27	0
Sanders	41	618	15.1	68t	2
Jenkins	32	518	16.2	53	3
Mitchell	25	196	7.8	24t	2
Jones	21	151	7.2	18	0
Makovicka	16	95	5.9	25	1
Hardy	11	79	7.2	13	2
Jackson	9	44	4.9	16	0
Bush	8	80	10.0	16	0
McKinley	1	10	10.0	10	0
Team	**304**	**3,653**	**12.0**	**68t**	**18**
Opponents	**337**	**3,726**	**11.1**	**79t**	**26**

INTERCEPTIONS

	No.	Yds.	Avg.	Long	TD
Lassiter	9	80	8.9	25	0
Wilson	2	97	48.5	61t	1
Barrett	2	30	15.0	23	0
Knight	1	43	43.0	43	0
McKinnon	1	24	24.0	24	1
Wakefield	1	20	20.0	20	1
Chavous	1	0	0.0	0	0
Team	**17**	**294**	**17.3**	**61t**	**3**
Opponents	**14**	**157**	**11.2**	**43**	**1**

PUNT RETURNS

	Ret.	FC	Yds.	Avg.	Long	TD
Jackson	40	0	461	11.5	55	0
Lassiter	3	1	11	3.7	10	0
Team	**43**	**1**	**472**	**11.0**	**55**	**0**
Opponents	**48**	**17**	**481**	**10.0**	**45**	**0**

KICKOFF RETURNS

	No.	Yds.	Avg.	Long	TD
Jenkins	49	1,120	22.9	70	0
Pittman	6	161	26.8	44	0
Shipp	6	118	19.7	26	0
Jackson	2	46	23.0	24	0
Burke	1	15	15.0	15	0
Bush	1	9	9.0	9	0
Makovicka	1	7	7.0	7	0
McKinley	1	11	11.0	11	0
Team	**67**	**1,487**	**22.2**	**70**	**0**
Opponents	**53**	**967**	**18.2**	**94t**	**1**

PUNTING

	No.	Yds.	Avg.	Net	TB	In20	Lg	Blk.
Player	67	2,779	41.5	33.8	7	17	58	0
Stanley	19	751	39.5	34.2	1	4	54	0
Gramatica	1	41	41.0	19.0	0	0	41	0
Team	**87**	**3,571**	**41.0**	**33.7**	**8**	**21**	**58**	**0**
Opponents	**75**	**3,251**	**43.3**	**34.1**	**11**	**22**	**64**	**0**

FIELD GOALS

	1–19	20–29	30–39	40–49	50+
Gramatica	1–1	7–7	3–4	4–7	1–1
Oglesby	1–1	2–2	1–2	1–1	0–0
Team	**2–2**	**9–9**	**4–6**	**5–8**	**1–1**
Opponents	**0–0**	**7–9**	**8–9**	**7–12**	**1–2**

USUAL STARTING LINEUP

Offense
WR..... David Boston
LT..... L.J. Shelton
LG..... Pete Kendall
Chris Dishman
C... Mike Gruttadauria
RG..... Leonard Davis
RT .. Anthony Clement
TE ..... Steve Bush
Terry Hardy
Tywan Mitchell
WR.....Frank Sanders
QB.....Jake Plummer
FB .....Joel Makovicka
RB... Michael Pittman

Defense
LE .....Fred Wakefield
Jabari Issa
LT.....Russell Davis
RT ..... Barron Tanner
RE ..... Thomas Burke
Kyle Vanden Bosch
LLB ....Ray Thompson
MLB Ronald McKinnon
RLB .. Rob Fredrickson
LCB ..... David Barrett
Tom Knight
RCB ....Corey Chavous
SS ..... Pat Tillman
Justin Lucas
FS ....Kwamie Lassiter

NOTES

Dave McGinnis fields NFL's youngest team and its largest offensive line in first season as head coach … national tragedy Sept. 11 delays season opening … 17 points separate Arizona from 8–0 second-half record … 3–1 vs. AFC equals franchise best … 45 points Nov. 18 vs. Detroit a 332-game high (1977) … 29 quarterback sacks allowed the franchise's second fewest in 16-game season (1978) … WR **David Boston** leads NFL and sets Arizona single-season records with 1,598 receiving yards and nine 100-yard games and becomes second youngest NFL player to eclipse 1,500 receiving yards … QB **Jake Plummer** posts 13th, 14th, 15th, and 16th career comebacks … Plummer and Giant Kerry Collins the only NFL signal-callers to take every snap … WR **Frank Sanders** makes 100th NFL start … 14 different starting combinations on defense … 343 opponent points fewest allowed since 1994 (267) … Cards' defense scores five touchdowns for fifth time since 1960 (1995, '87, '64, '61) … MLB **Ronald McKinnon** becomes first Card in 178 games to record defensive touchdowns in consecutive contests … FS **Kwamie Lassiter's** nine interceptions lead NFL safeties … rookie K **Bill Gramatica** sets team rookie records with 14 field goals and 50-yard three-pointer.

FINAL NFC EAST STANDINGS

Team	W	L	T	Pct.	Pts.	OP
Philadelphia	11	5	0	.688	343	208
Washington	8	8	0	.500	256	303
N.Y. Giants	7	9	0	.438	294	321
Dallas	7	9	0	.438	295	343
Arizona	5	11	0	.313	246	338

PASSING

	Att.	Comp.	Yds.	Comp. %	Yds./Att.	TD	TD%	Int.	Int. %	Long	Sack/Lost	Rating
Plummer	525	304	3,653	57.9	6.96	18	3.4	14	2.7	68t	29/204	79.6
Sanders	1	0	0	0.0	0.0	0	0.0	0	0.0	0	0/0	39.6
Team	**526**	**304**	**3,653**	**57.8**	**6.94**	**18**	**3.4**	**14**	**2.7**	**68t**	**29/204**	**79.5**
Opponents	**556**	**337**	**3,726**	**60.6**	**6.70**	**26**	**4.7**	**17**	**3.1**	**79t**	**19/128**	**83.4**

2002 (5–11)
HEAD COACH DAVE MCGINNIS

Sept. 8	At Washington	L	23–31	85,140
Sept. 15	At Seattle	W	24–13	63,104
Sept. 22	**San Diego**	**L**	**15–23**	**26,827**
Sept. 29	**N.Y. Giants**	**W**	**21–7**	**23,312**
Oct. 6	At Carolina	W	16–13	72,286
Oct. 13	Open Date			
Oct. 20	**Dallas**	**W**	**9–6 (OT)**	**56,956**
Oct. 27	At San Francisco	L	28–38	67,173
Nov. 3	**St. Louis**	**L**	**14–27**	**43,654**
Nov. 10	**Seattle**	**L**	**6–27**	**25,435**
Nov. 17	At Phila.	L	14–38	64,990
Nov. 24	**Oakland**	**L**	**20–41**	**52,501**
Dec. 1	At Kansas City	L	0–49	77,809
Dec. 8	**Detroit**	**W**	**23–20 (OT)**	**21,292**
Dec. 15	At St. Louis	L	28–30	65,939
Dec. 21	**San Francisco**	**L**	**14–17**	**39,439**
Dec. 29	At Denver	L	7–37	75,164
			262–417	

Home: 3–5 (289,416). Away: 2–6 (571,605).

TEAM STATISTICS

	Cards	Opp.
Total First Downs	**274**	**335**
Rushing	94	117
Passing	148	196
Penalty	32	22
3rd Down Made/Att.	99/230	90/212
3rd Down Pct.	43.0	46.7
4th Down: Made/Att.	4/13	7/15
4th Down Pct.	30.8	46.7
Possession Avg	**28:41**	**31:19**
Total Net Yards	**4563**	**6020**
Avg. Per Game	285.2	376.3
Total Plays	1,003	1,046
Avg. Per Play	4.5	5.8
Net Yards Rushing	**1823**	**2146**
Avg. Per Game	113.9	134.1
Total Rushes	414	490
Net Yards Passing	**2740**	**3874**
Avg. Per Game	171.3	242.1
Sacked/Yards Lost	41/298	21/131
Gross Yards	3,038	4,005
Att./Completions	548/291	535/335
Completion Pct.	53.1	62.6
Had Intercepted	22	17
Punts/Average	**89/43.4**	**65/42.0**
Net Punting Average	**89/35.0**	**65/36.8**
Penalties/Yards	**76/617**	**111/969**
Fumbles/Ball Lost	**26/13**	**15/8**
Touchdowns	**31**	**50**
Rushing	10	17
Passing	18	29
Returns	3	4

SCORE BY PERIOD

	Q1	Q2	Q3	Q4	OT	Pts.
Team	40	85	41	90	6	262
Opponents	109	158	70	80	0	417

SCORING

	TD	R	P	R	PAT	FG	S	Pts.
Gramatica	0	0	0	0	29/29	15/21	0	74
Shipp	9	6	3	0	0/0	0/0	0	54
Kasper	3	0	3	0	0/0	0/0	0	18
Makovicka	3	0	3	0	0/0	0/0	0	18
Sanders	2	0	2	0	0/0	0/0	0	14
Jenkins	2	0	1	1	0/0	0/0	0	12
T. Jones	2	2	0	0	0/0	0/0	0	12
Lucas	2	0	0	2	0/0	0/0	0	12
Plummer	2	2	0	0	0/0	0/0	0	12
Boston	1	0	1	0	0/0	0/0	0	6
Bush	1	0	1	0	0/0	0/0	0	6
Jackson	1	0	1	0	0/0	0/0	0	6
F. Jones	1	0	1	0	0/0	0/0	0	6
McAddley	1	0	1	0	0/0	0/0	0	6

SCORING (CONT.)

	TD	R	P	R	PAT	FG	S	Pts.
Poole	1	0	1	0	0/0	0/0	0	6
Team	**31**	**10**	**18**	**3**	**29/29**	**15/21**	**0**	**262**
Opponents	**50**	**17**	**29**	**4**	**49/49**	**22/29**	**1**	**417**

2-Pt. Conversions: Sanders.
Team 1/ 2, Opponents 0/ 1

SACKS

Vanden Bosch 3.5, Thompson 2, Bell 2, R. Davis 2, Tanner 2, Wakefield 2, Bryant 1.5, Wilson 1.5, Fredrickson 1, Hill 1, Woods 0.5.
Team 21, Opponents 41

RUSHING

	No.	Yds.	Avg.	Long	TD
Shipp	188	834	4.4	56	6
T. Jones	138	511	3.7	58t	2
Plummer	46	283	6.2	34t	2
Anderson	24	65	2.7	14	0
Makovicka	5	54	10.8	22	0
Boston	2	29	14.5	22	0
McCown	1	20	20.0	20	0
Kasper	3	19	6.3	9	0
Jenkins	3	6	2.0	10	0
Sanders	3	2	0.7	5	0
Player	1	0	0.0	0	0
Team	**414**	**1,823**	**4.4**	**58t**	**10**
Opponents	**490**	**2,146**	**4.4**	**59**	**17**

RECEIVING

	No.	Yds.	Avg.	Long	TD
F. Jones	44	358	8.1	24	1
Shipp	38	413	10.9	80t	3
Sanders	34	400	11.8	37	2
Boston	32	512	16.0	34	1
McAddley	25	362	14.5	42	1
Jenkins	21	250	11.9	65t	1
T. Jones	20	113	5.7	17	0
Bush	19	121	6.4	13	1
Kasper	15	180	12.0	24	3
Makovicka	15	81	5.4	17	3
Poole	13	108	8.3	15	1
Jackson	5	42	8.4	11t	1
Soliday	4	39	9.8	16	0
Andrson	3	36	12.0	12	0
Gilmore	1	14	14.0	14	0
Starkey	1	7	7.0	7	0
Plummer	1	2	2.0	2	0
Team	**291**	**3,038**	**10.4**	**80t**	**18**
Opponents	**335**	**4,005**	**12.0**	**78t**	**29**

INTERCEPTIONS

	No.	Yds.	Avg.	Long	TD
Wilson	4	35	8.8	35	0
Barrett	3	40	13.3	22	0
Lucas	2	80	40.0	38t	2
Lassiter	2	7	3.5	7	0
Hill	2	4	3.5	7	0
Starks	2	4	2.0	3	0
Tanner	1	17	17.0	17	0
Rhinehart	1	0	0.0	0	0
Team	**17**	**186**	**10.9**	**38t**	**2**
Opponents	**22**	**303**	**13.8**	**50**	**1**

PUNT RETURNS

	Ret.	FC	Yds.	Avg.	Long	TD
Jackson	31	4	182	5.9	22	0
Lassiter	4	0	21	5.3	10	0
Rhinehart	1	0	18	18.0	18	0
Team	**36**	**4**	**221**	**6.1**	**22**	**0**
Opponents	**42**	**18**	**547**	**13.0**	**90t**	**3**

KICKOFF RETURNS

	No.	Yds.	Avg.	Long	TD
Kasper (NFL)	55	1,300	23.6	56	0
Kasper (AZ)	32	722	22.6	40	0
Jenkins	20	559	28.0	95t	1
Anderson	12	227	18.9	27	0
Shipp	6	120	20.0	29	0
Bush	2	24	12.0	13	0
Makovicka	2	30	15.0	18	0

KICKOFF RETURNS (CONT.)

	No.	Yds.	Avg.	Long	TD
McAddley	2	45	22.5	25	0
Young	2	22	11.0	12	0
Banks	1	18	18.0	18	0
Burke	1	15	15.0	15	0
Morgan	1	15	15.0	15	0
Team	**81**	**1,797**	**22.2**	**95t**	**1**
Opponents	**58**	**1,407**	**24.3**	**55**	**0**

PUNTING

	No.	Yds.	Avg.	Net	TB	In20	Lg	Blk.
Player	88	3,864	43.9	35.0	10	28	58	1
Team	**88**	**3,864**	**43.9**	**35.0**	**10**	**28**	**58**	**1**
Opponents	**65**	**2,730**	**42.0**	**36.8**	**6**	**25**	**65**	**0**

FIELD GOALS

	1–19	20–29	30–39	40–49	50+
Gramatica	0–0	6–7	2–2	6–8	1–4
Team	**0–0**	**6–7**	**2–2**	**6–8**	**1–4**
Opponents	**1–1**	**8–8**	**6–7**	**5–10**	**2–3**

USUAL STARTING LINEUP

Offense
WR ..... David Boston
Jason McAddley
LT ..... L.J. Shelton
LG ..... Pete Kendall
C ... Mike Gruttadauria
Jason Starkey
RG ..... Chris Dishman
RT ..... Leonard Davis
TE ..... Freddie Jones
WR ..... Frank Sanders
Kevin Kasper
QB ..... Jake Plummer
FB ..... Steve Bush
RB ..... Thomas Jones
Marcel Shipp
K ..... Bill Gramatica

Defense
LE ..... Fred Wakefield
LT ..... Russell Davis
RT ..... Barron Tanner
Marcus Bell
Wendell Bryant
RE . Kyle Vanden Bosch
LLB ... Ray Thompson
MLB .. Ronald McKinnon
RLB .. Rob Fredrickson
LCB ..... Duane Starks
Renaldo Hill
RCB ..... David Barrett
SS ..... Adrian Wilson
FS ... Kwamie Lassiter
P ..... Scott Player

NOTES

Cards join NFC West Division after 32 seasons in the NFC East … first 3–2 start since 1991, first 4–2 getaway since 1988 precede injury siege … 95 starter and replacement starter games lost to injury, most on offense … 41 players start games … **Freddie Jones** first tight end to lead team in receptions since 1973 … RB **Marcel Shipp** rushing leader (834 yards) in only six starts plus 80-yard touchdown reception at St. Louis, Cards' longest play from scrimmage since 1988 … MLB **Ronald McKinnon** leads Arizona in tackles for fourth consecutive season … FS **Adrian Wilson** intercepts three passes against Dallas to share NFL single-game high … Arizona beats Dallas 9–6 without a touchdown, a franchise first in 123 games … the Cards' 49–0 loss at Kansas City the most one-sided setback in franchise history, their first shutout in 105 games, and the largest margin in the NFL since 1989 … final political hurdles cleared to begin construction of new stadium in Glendale in west suburban Maricopa County … S **Pat Tillman** declines new multi-year contract offer to join U.S. Army and enter Army Ranger training.

FINAL NFC WEST STANDINGS

Team	W	L	T	Pct.	Pts.	OP
San Francisco	10	6	0	.625	367	351
St. Louis	7	9	0	.438	316	369
Seattle	7	9	0	.438	355	369
Arizona	5	11	0	.313	262	417

PASSING

	Att.	Comp.	Yds.	Comp. %	Yds./Att.	TD	TD%	Int.	Int. %	Long	Sack/Lost	Rating
Plummer	530	284	2,972	53.6	5.61	18	3.4	20	3.8	80t	36/248	65.7
McCown	18	7	66	38.9	3.67	0	0.0	2	1.1	26	5/50	10.2
Team	**548**	**291**	**3,038**	**53.1**	**5.54**	**18**	**3.3**	**22**	**4.0**	**80t**	**41/298**	**63.7**
Opponents	**535**	**335**	**4,005**	**62.6**	**7.49**	**29**	**5.4**	**17**	**3.2**	**78t**	**21/131**	**90.3**

2003 (4–12)
HEAD COACH DAVE MCGINNIS

Sept. 7	At Detroit	L	24–42	60,691
Sept. 14	**Seattle**	**L**	**0–38**	**23,127**
Sept. 21	**Green Bay**	**W**	**20–13**	**58,784**
Sept. 28	At St. Louis	L	13–37	65,758
Oct. 5	At Dallas	L	7–24	63,601
Oct. 12	**Baltimore**	**L**	**18–26**	**24,193**
Oct. 19	Open Date			
Oct. 26	**San Francisco**	**W**	**16–13 (OT)**	**40,824**
Nov. 2	**Cincinnati**	**W**	**17–14**	**23,531**
Nov. 9	At Pittsburgh	L	15–28	59,520
Nov. 16	At Cleveland	L	6–44	72,908
Nov. 23	**St. Louis**	**L**	**27–30 (OT)**	**42,089**
Nov. 30	At Chicago	L	3–28	61,550
Dec. 7	At San Francisco	L	14–50	66,975
Dec. 14	**Carolina**	**L**	**17–20**	**23,217**
Dec. 21	At Seattle	L	10–28	64,899
Dec. 29	**Minnesota**	**W**	**18–17**	**52,734**
			225–452	

Home: 4–4 (288,499). Away: 0–8 (515,902).

TEAM STATISTICS

	Cards	Opp.
Total First Downs	**256**	**326**
Rushing	80	120
Passing	147	184
Penalty	29	22
3rd Down Made/Att.	83/222	92/199
3rd Down Pct.	37.4	46.2
4th Down: Made/Att.	10/22	3/8
4th Down Pct.	45.5	37.5
Possession Avg	**29:41**	**30:19**
Total Net Yards	**4490**	**5504**
Avg. Per Game	280.6	344.0
Total Plays	981	993
Avg. Per Play	4.6	5.5
Net Yards Rushing	**1531**	**1915**
Avg. Per Game	95.7	119.7
Total Rushes	403	475
Net Yards Passing	**2959**	**3589**
Avg. Per Game	184.9	224.3
Sacked/Yards Lost	44/306	21/97
Gross Yards	3,265	3,686
Att./Completions	534/303	497/311
Completion Pct.	56.7	62.6
Had Intercepted	22	13
Punts/Average	**83/42.3**	**67/40.0**
Net Punting Average	**83/34.4**	**67/36.4**
Penalties/Yards	**98/761**	**86/754**
Fumbles/Ball Lost	**29/14**	**21/10**
Touchdowns	**25**	**55**
Rushing	5	17
Passing	18	29
Returns	2	9

SCORE BY PERIOD

	Q1	Q2	Q3	Q4	OT	Pts.
Team	55	55	52	60	3	225
Opponents	117	117	99	116	3	452

SCORING

	TD	R	P	R	PAT	FG	S	Pts.
Boldin	8	0	8	0	0/0	0/0	0	48
Rackers	0	0	0	0	8/8	9/12	0	35
Duncan	0	0	0	0	5/6	6/10	0	23
Jones	3	0	3	0	0/0	0/0	0	18
Gramatica	0	0	0	0	6/6	3/4	0	15
Blake	2	2	0	0	0/0	0/0	0	14
Gilmore	2	0	2	0	0/0	0/0	0	12
Hodgins	2	0	2	0	0/0	0/0	0	12
Smith	2	2	0	0	0/0	0/0	0	12
Bush	1	0	1	0	0/0	0/0	0	6
Hill	1	0	0	1	0/0	0/0	0	6
B. Johnson	1	0	1	0	0/0	0/0	0	6
McCown	1	1	0	0	0/0	0/0	0	6

SCORING (CONT.)

	TD	R	P	R	PAT	FG	S	Pts
Poole	1	0	1	0	0/0	0/0	0	6
Scobey	1	0	0	1	0/0	0/0	0	6
Team	**25**	**5**	**18**	**2**	**19/20**	**18/26**	**0**	**225**
Opponents	**55**	**17**	**29**	**9**	**53/53**	**21/28**	**3**	**452**

Two-Point Conversions: Blake.
Team 1–5, Opp: 0–2.

SACKS

D. Johnson 3.0, Thompson 3.0, Darling 2.0, Hill 2.0, King 2.0, McKinnon 2.0, Bell 1.0, R. Davis 1.0, Fisher 1.0, Pace 1.0, Tanner 1.0, Wakefield 1.0, Woods 1.0.
Team 21, Opponents 44.

RUSHING

	No.	Yds.	Avg.	Long	TD
Shipp	228	830	3.6	36	0
Smith	90	256	2.8	22	2
Blake	30	177	5.9	19	2
McCown	28	158	5.6	16t	1
Anderson	18	68	3.8	17	0
Boldin	5	40	8.0	23	0
Hodgins	2	6	3.0	3	0
Gilmore	1	0	0.0	0	0
Kasper	1	–4	–4.0	–4	0
Team	**403**	**1,531**	**3.8**	**36**	**5**
Opponents	**475**	**1,935**	**4.0**	**52**	**17**

RECEIVING

	No.	Yds.	Avg.	Long	TD
Boldin	101	1,377	13.6	71t	8
Jones	55	517	9.4	34	3
B. Johnson	35	438	12.5	54t	1
Shipp	30	184	6.1	34	0
Gilmore	17	208	12.2	32	2
Smith	14	107	7.6	36	0
Hodgins	14	58	4.1	9	2
Poole	13	177	13.6	37	1
Bush	11	71	6.5	14	1
Anderson	6	36	6.0	11	0
McAddley	4	53	13.3	25	0
Kasper	1	23	23.0	23	0
Scobey	1	9	9.0	9	0
Foster	1	7	7.0	7	0
Team	**303**	**3,265**	**10.8**	**71t**	**18**
Opponents	**311**	**3,686**	**12.0**	**68t**	**29**

INTERCEPTIONS

	No.	Yds.	Avg.	Long	TD
Jackson	6	122	20.3	30	0
Hill	5	119	23.8	70t	1
Barrett	1	25	25.0	25	0
Rhinehart	1	5	5.0	5	0
Team	**13**	**271**	**20.8**	**70t**	**1**
Opponents	**22**	**418**	**19.0**	**83t**	**4**

PUNT RETURNS

	Ret.	FC	Yds.	Avg.	Long	TD
Boldin	20	12	130	6.5	19	0
Goss	1	0	7	7.0	7	0
B. Johnson	1	3	3	3.0	3	0
Team	**22**	**15**	**140**	**6.4**	**19**	**0**
Opponents	**41**	**12**	**472**	**11.5**	**57t**	**2**

KICKOFF RETURNS

	No.	Yds.	Avg.	Long	TD
Scobey	73	1,684	23.1	100t	1
Kasper	5	136	27.2	37	0
Anderson	2	31	15.5	16	0
Garcia	1	17	17.0	17	0
Hodgins	1	13	13.0	13	0
Team	**82**	**1,881**	**22.9**	**100t**	**1**
Opponents	**48**	**1,042**	**21.7**	**47**	**0**

PUNTING

	No.	Yds.	Avg.	Net	TB	In20	Lg	Blk.
Player	82	3,511	42.8	34.4	9	19	64	1
Team	**83**	**3,511**	**42.3**	**34.4**	**9**	**19**	**64**	**1**
Opponents	**67**	**2,679**	**40.0**	**36.4**	**5**	**21**	**59**	**1**

FIELD GOALS

	1–19	20–29	30–39	40–49	50+
Rackers	0–0	5–5	1–4	3–3	0–0
Duncan	0–0	2–2	2–4	1–2	1–2
Gramatica	0–0	1–1	2–2	0–0	0–1
Team	**0–0**	**8–8**	**5–10**	**4–5**	**1–3**
Opponents	**0–0**	**8–9**	**7–9**	**5–9**	**1–1**

Rackers:() () () () () () () () (42G,26G) (22G,27G)
(32G) () (35N,44G) (49G,38N,33N) (22G,26G)
Duncan: () () () () () (46G)

USUAL STARTING LINEUP

Offense
WR..... Bryan Gilmore
Bryant Johnson
LT.....L.J. Shelton
LG.... Cameron Spikes
C..... Pete Kendall
RG..... Leonard Davis
RT .. Anthony Clement
TE ..... Freddie Jones
WR.... Anquan Boldin
QB..... Jeff Blake
Josh McCown
FB .....James Hodgins
RB.....Marcel Shipp
Emmitt Smith
K..... Neil Rackers
Tim Duncan

Defense
LE ..... Fred Wakefield
Dennis Johnson
LT.....Wendell Bryant
Marcus Bell
RT ..... Russell Davis
RE .....Calvin Pace
LLB ... Ray Thompson
MLB.. Ronald McKinnon
RLB .....Levar Fisher
LCB ..... Renaldo Hill
RCB ..... David Barrett
SS ..... Adrian Wilson
FS .... Dexter Jackson
P.....Scott Player

NOTES

Second-round draft choice **Anquan Boldin** becomes most prolific rookie receiver in NFL history with 101 receptions, while his 1,377 receiving yards most by NFL rookie in 43 years ... 217 receiving yards in season opener at Detroit most by player in first NFL game ... **Emmitt Smith**, the NFL's all-time rushing leader, signs two-year contract with Cardinals but a shoulder injury limits him to just six starting roles ... Super Bowl MVP **Dexter Jackson** lured from Tampa Bay as free agent and leads team with six interceptions ... Cards forge 4–4 mark at home, but 0–8 road record results in 4–12 finish and dismissal of third-year Head Coach **Dave McGinnis** ... **Josh McCown** handed quarterback duties late in season and guides Arizona to 18–17 victory in season finale vs. Minnesota with 28-yard touchdown pass to **Nate Poole**, knocking Vikings out of playoffs ... construction begins on new stadium in Glendale in west suburban Maricopa County.

FINAL NFC WEST STANDINGS

Team	W	L	T	Pct.	Pts.	OP
St. Louis	12	4	0	.750	447	328
Seattle	10	6	0	.625	404	327
San Francisco	7	9	0	.438	384	337
Arizona	4	12	0	.250	225	452

PASSING

	Att.	Comp.	Yds.	Comp. %	Yds./Att.	TD	TD%	Int.	Int. %	Long	Sack/Lost	Rating
Blake	367	208	2,247	56.7	6.12	13	.035	15	.041	71t	19/132	69.6
McCown	166	95	1,018	57.2	6.13	5	.030	6	.036	60t	25/174	70.3
Boldin	1	0	0	0.0	0.00	0	.000	1	1.000	0	0/0	0.0
Team	**534**	**303**	**3,265**	**56.7**	**5.61**	**18**	**.034**	**22**	**.038**	**71t**	**44/306**	**68.9**
Opponents	**497**	**311**	**3,686**	**62.6**	**7.42**	**29**	**.058**	**13**	**.026**	**68t**	**21/97**	**93.7**

2004 (6–10)
HEAD COACH DENNIS GREEN

Sept. 12	At St. Louis	L	10–17	65,538
Sept. 19	**New England**	**L**	**12–23**	**51,557**
Sept. 26	At Atlanta	L	3–6	70,534
Oct. 3	**New Orleans**	**W**	**34–10**	**28,109**
Oct. 10	At San Francisco	L	28–31 (OT)	62,836
Oct. 17	**Open Date**			
Oct. 24	**Seattle**	**W**	**25–17**	**35,695**
Oct. 31	At Buffalo	L	14–38	65,887
Nov. 7	At Miami	W	24–23	72,612
Nov. 14	**N.Y. Giants**	**W**	**17–14**	**42,297**
Nov. 21	At Carolina	L	10–35	72,796
Nov. 28	**N.Y. Jets**	**L**	**3–13**	**35,820**
Dec. 5	At Detroit	L	12–26	62,262
Dec. 12	**San Francisco**	**L**	**28–31(OT)**	**35,069**
Dec. 19	**St. Louis**	**W**	**31–7**	**40,070**
Dec. 26	at Seattle	L	21–24	65,825
Jan. 2	**Tampa Bay**	**W**	**12–7**	**31,650**
			284-322	

Home: 5-3 (300,267). Away: 1-7 (538,290)

TEAM STATISTICS

	Cards	Opp.
Total First Downs	**280**	**282**
Rushing	86	101
Passing	152	153
Penalty	42	28
3rd Down: Made/Att.	84/241	66/209
3rd Down Pct.	34.9	31.6
4th Down: Made/Att.	5/12	8/14
4th Down Pct.	41.7	57.1
Possession Avg.	**30:53**	**29:07**
Total Net Yards	**4550**	**5141**
Avg. Per Game	284.4	321.3
Total Plays	1047	993
Avg. Per Play	4.3	5.2
Net Yards Rushing	**1668**	**2105**
Avg. Per Game	104.3	131.6
Total Rushes	475	450
Net Yards Passing	**2882**	**3036**
Avg. Per Game	180.1	189.8
Sacked/Yards Lost	39/320	38/229
Gross Yards	3202	3265
Att./Completions	533/299	505/271
Completion Pct.	56.1	53.7
Had Intercepted	18	15
Punts/Average	**99/42.7**	**97/41.9**
Net Punting Avg.	**99/36.4**	**97/35.8**
Penalties/Yards	**124/948**	**139/1121**
Fumbles/Ball Lost	**34/11**	**32/15**
Touchdowns	**31**	**35**
Rushing	15	12
Passing	14	18
Returns	2	5

SCORE BY PERIOD

	Q1	Q2	Q3	Q4	Ot	Pts
Team	40	78	57	109	0	284
Opponents	64	100	63	89	6	322

SCORING

	TD	Ru	PaRt	K-PAT	FG	S	Pts.
Rackers	0	0	0 0	28/28	22/29	0	94
E. Smith	9	9	0 0	0/0	0/0	0	54
Fitzgerald	8	0	8 0	0/0	0/0	0	48
Ayanbadejo	4	3	1 0	0/0	0/0	0	24
McCown	2	2	0 0	0/0	0/0	0	14
Hambrick	2	1	1 0	0/0	0/0	0	12
Jones	2	0	2 0	0/0	0/0	0	12
Boldin	1	0	1 0	0/0	0/0	0	6
Johnson	1	0	1 0	0/0	0/0	0	6
Starks	1	0	0 1	0/0	0/0	0	6
Wilson	1	0	0 1	0/0	0/0	0	6
Hayes	0	0	0 0	0/0	0/0	1	2
Team	**31**	**15**	**14 2**	**28/28**	**22/29**	**1**	**284**
Opponents	**35**	**12**	**18 5**	**29/30**	**25/26**	**0**	**322**

2-pt. Conversions: McCown. Team 1/3, Opponents 4/ 5

SACKS

Berry 14.5, Dansby 5.0, Pace 4.5, Dockett 3.5, Zellner 2.0, Darling 1.0, R. Davis 1.0, Harris 1.0, Hill 1.0, Kolodziej 1.0, Starks 1.0, Thompson 1.0, Wilson 1.0, Macklin 0.5. **Team 38.0, Opponents 39**

RUSHING

	No.	Yds	Avg	Long	TD
E. Smith	267	937	3.5	29t	9
Hambrick	63	283	4.5	62	1
Ayanbadejo	30	122	4.1	23	3
McCown	36	112	3.1	12	2
Scobey	27	89	3.3	10	0
Croom	29	76	2.6	20	0
S. King	9	30	3.3	16	0
Fitzgerald	8	14	1.8	10	0
Williams	2	6	3.0	3	0
Boldin	1	3	3.0	3	0
Anderson	1	2	2.0	2	0
Johnson	2	-6	-3.0	1	0
Team	**475**	**1668**	**3.5**	**62**	**15**
Opponents	**450**	**2105**	**4.7**	**74**	**12**

RECEIVING

	No.	Yds	Avg	Long	TD
Fitzgerald	58	780	13.4	48	8
Boldin	56	623	11.1	31t	1
Johnson	49	537	11.0	40	1
Jones	45	426	9.5	40	2
Ayanbadejo	19	171	9.0	21t	1
Williams	18	197	10.9	33	0
Scobey	18	191	10.6	42	0
E. Smith	15	105	7.0	18	0
Poole	5	70	14.0	24	0
Edwards	5	51	10.2	19	0
Hambrick	4	16	4.0	9	1
Diamond	3	19	6.3	8	0
Croom	2	16	8.0	8	0
Newhouse	1	5	5.0	5	0
McCown	1	-5	-5.0	-5	0
Team	**299**	**3202**	**10.7**	**48**	**14**
Opponents	**271**	**3265**	**12.0**	**75t**	**18**

INTERCEPTIONS

	No.	Yds	Avg	Long	TD
Macklin	4	18	4.5	16	0
Wilson	3	62	20.7	27	0
Starks	3	46	15.3	41t	1
Darling	1	65	65.0	65	0
Dockett	1	20	20.0	20	0
Dansby	1	2	2.0	2	0
Hill	1	2	2.0	2	0
Harris	1	-1	-1.0	-1	0
Team	**15**	**214**	**14.3**	**65**	**1**
Opponents	**18**	**263**	**14.6**	**76**	**1**

PUNT RETURNS

	Ret	Fc	Yds	Avg	Long	TD
Williams	42	12	286	6.8	38	0
Starks	7	1	43	6.1	15	0
Boldin	0	1	0	---	---	0
Team	**49**	**14**	**329**	**6.7**	**38**	**0**
Opponents	**56**	**16**	**486**	**8.7**	**71t**	**1**

KICKOFF RETURNS

	No.	Yds	Avg	Long	TD
Scobey	32	723	22.6	71	0
Croom	16	314	19.6	35	0
Johnson	6	135	22.5	47	0
Ayanbadejo	3	50	16.7	21	0
Edwards	3	40	13.3	14	0
Hayes	3	6	2.0	6	0
Vanden Bosch	1	7	7.0	7	0
Williams	1	18	18.0	18	0
Team	**65**	**1293**	**19.9**	**71**	**0**
Opponents	**46**	**1017**	**22.1**	**87t**	**1**

PUNTING

	No.	Yds	Avg	Net	Tb	In	Lg	B
Player	98	4230	43.2	36.4	7	32	57	1
Team	**99**	**4230**	**42.7**	**36.4**	**7**	**32**	**57**	**1**
Opponents	**97**	**4064**	**41.9**	**35.8**	**13**	**25**	**68**	**1**

FIELD GOALS

	1-19	20-29	30-39	40-49	50+
Rackers	0-0	6-6	5-7	6-7	5-9
Team	**0-0**	**6-6**	**5-7**	**6-7**	**5-9**
Opponents	**0-0**	**13-13**	**7-7**	**3-4**	**2-2**

USUAL STARTING LINEUP

Offense
WR ... Larry Fitzgerald
LT ..... Leonard Davis
LG ..... Reggie Wells
C .... Alex Stepanovich
RG .... Cameron Spikes
Jeremy Bridges
RT .. Anthony Clement
L.J. Shelton
TE ..... Freddie Jones
WR .... Anquan Boldin
Bryant Johnson
QB ..... Josh McCown
FB . Obafemi Ayanbadejo
RB ..... Emmitt Smith

Defense
LE ..... Peppi Zellner
NT ..... Russell Davis
UT .... Darnell Dockett
RE ..... Bertrand Berry
SLB .... Karlos Dansby
MLB .. Ronald McKinnon
WLB ... James Darling
LCB ..... Renaldo Hill
RCB .... David Macklin
SS ..... Adrian Wilson
FS .... Ifeanyi Ohalete
P ..... Scott Player
K ..... Neil Rackers

NOTES

Team's first season under head coach **Dennis Green** was one of transition but also promise and opportunity...team entered week 16 of the regular season with a playoff berth and division title in reach before a three-point road loss at Seattle ended postseason hopes...Cardinals won two games by 24 points (something that they'd not done in over a decade) and also finished 5-3 at home for the first time since last playoff season of 1998...strategic but aggressive approach to free agency yielded several new starters, most notably DE **Bertrand Berry** who would prove to become the best free agent pick-up in team history by leading the NFC in sacks (14.5) and earning his first career Pro Bowl berth....an outstanding '04 draft class produced four full-time starters in WR **Larry Fitzgerald**, LB **Karlos Dansby**, DT **Darnell Dockett** and C **Alex Stepanovich** ...defense improved its overall rank from 26th at the end of '03 to 12th and didn't allow a touchdown in three games while allowing just one TD in three others...the offense was bitten early by injuries as RB **Marcel Shipp** suffered a broken leg in training camp that ended his season and all-pro WR **Anquan Boldin** suffered a training camp knee injury that caused him to miss the regular season's first six games....in his second season in Arizona, **Emmitt Smith** led the team with 937 rushing yards and 9 rushing TDs...the offense struggled to find consistency and that led to numerous lineup changes throughout the year including three different starting QBs....S **Pat Tillman,** who left the Cardinals to join U.S. Army and enter Army Ranger training prior to 2002 season, is killed April 22 in Afghanistan.

FINAL NFC WEST STANDINGS

Team	W	L	T	Pct.	Pts.	OP
Seattle	9	7	0	.562	371	373
St. Louis	8	8	0	.500	319	392
Arizona	6	10	0	.375	284	322
San Francisco	2	14	0	.125	259	452

PASSING

	Att.	Comp.	Yds	Cmp%	Yds/Att.	Td	Td%	Int	Int%	Long	Sack/Lost	Rating
McCown	408	233	2511	57.1	6.15	11	2.7	10	2.5	48	31/263	74.1
S. King	84	47	502	56.0	5.98	1	1.2	4	4.8	40	6/42	57.7
Navarre	40	18	168	45.0	4.20	1	2.5	4	10.0	33t	1/8	25.8
E. Smith	1	1	21	100.0	21.00	1	100.0	0	0.0	21t	0/0	158.3
Fitzgerald	0	0	0	---	---	0	---	0	---	---	1/7	---
Team	**533**	**299**	**3202**	**56.1**	**6.01**	**14**	**2.6**	**18**	**3.4**	**48**	**39/320**	**68.5**
Opponents	**505**	**271**	**3265**	**53.7**	**6.47**	**18**	**3.6**	**15**	**3.0**	**75t**	**38/229**	**73.2**

2005 (5-11)

HEAD COACH DENNIS GREEN

Sept. 11	At New York Giants	L	19-42	78,387
Sept. 18	**St. Louis**	**L**	**12-17**	**45,160**
Sept. 25	At Seattle	L	12-37	64,843
Oct. 2	**San Francisco**	**W**	**31-14**	**103,467**
Oct. 9	**Carolina**	**L**	**20-24**	**38,809**
Oct. 16	**Open Date**			
Oct. 23	**Tennessee**	**W**	**20-10**	**39,482**
Oct. 30	At Dallas	L	13-34	62,068
Nov. 6	**Seattle**	**L**	**19-33**	**43,542**
Nov. 13	At Detroit	L	21-29	61,091
Nov. 20	At St. Louis	W	38-28	65,760
Nov. 27	**Jacksonville**	**L**	**17-24**	**39,198**
Dec. 4	At San Francisco	W	17-10	60,439
Dec. 11	**Washington**	**L**	**13-17**	**46,654**
Dec. 18	At Houston	L	19-30	70,024
Dec. 24	**Philadelphia**	**W**	**27-21**	**44,723**
Jan. 1	At Indianapolis	L	13-17	57,211
			311-387	

Home: 3–5 (401,035). Away: 2–6 (519,823).

TEAM STATISTICS

	Cards	Opp.
Total First Downs	**304**	**272**
Rushing	58	83
Passing	224	158
Penalty	22	31
3rd Down: Made/Att	91/239	67/196
3rd Down Pct.	38.1	34.2
4th Down: Made/Att	5/16	4/11
4th Down Pct.	31.3	36.4
Possession Avg.	**31:20**	**28:40**
Total Net Yards	**5575**	**4729**
Avg. Per Game	348.4	295.6
Total Plays	**1075**	**936**
Avg. Per Play	5.2	5.1
Net Yards Rushing	**1138**	**1632**
Avg. Per Game	71.1	102.0
Total Rushes	360	411
Net Yards Passing	**4437**	**3097**
Avg. Per Game	277.3	193.6
Sacked/yards Lost	45/286	37/217
Gross Yards	4723	3314
Att./completions	670/419	488/301
Completion Pct.	62.5	61.7
Had Intercepted	21	15
Punts/Average	**74/43.3**	**85/44.1**
Net Punting Avg.	**74/37.0**	**85/37.8**
Penalties/Yards	**145/1184**	**103/819**
Fumbles/Ball Lost	**26/16**	**24/11**
Touchdowns	**26**	**46**
Rushing	2	22
Passing	21	17
Returns	3	7

SCORE BY PERIOD

	Q1	Q2	Q3	Q4	OT	PTS
Team	27	111	74	99	0	311
Opponents	87	105	103	92	0	387

SCORING

	TD	RU	PA	RT	K-PAT	FG	S	PTS
Rackers	0	0	0	0	20/20	40/42	0	140
Fitzgerald	10	0	10	0	0/0	0/0	0	60
Boldin	7	0	7	0	0/0	0/0	0	44
Novak (Was)	0	0	0	0	15/15	8/10	0	39
Novak (Ari)	0	0	0	0	0/0	3/3	0	9
Arrington	2	2	0	0	0/0	0/0	0	12
Dansby	2	0	0	2	0/0	0/0	0	12
Bergen	1	0	1	0	0/0	0/0	0	6
Edwards	1	0	1	0	0/0	0/0	0	6
B. Johnson	1	0	1	0	0/0	0/0	0	6
Macklin	1	0	0	1	0/0	0/0	0	6
McCoy	1	0	1	0	0/0	0/0	0	6
Ayanbadejo	0	0	0	0	0/0	0/0	0	4
Team	**26**	**2**	**21**	**3**	**20/20**	**43/45**	**0**	**311**
Opponents	**46**	**22**	**17**	**7**	**44/45**	**21/24**	**1**	**387**

2-Pt. Conversions: Ayanbadejo 2, Boldin.
Team 3/ 6, Opponents 1/ 1

SACKS

Wilson 8, Okeafor 7.5, Berry 6, Dansby 4, Kolodziej 3, Smith 3, Blackstock 1, Darling 1, Huff 1, Moore 1, Pace 1, Dockett 0.5. **Team 37.0, Opponents 45.0**

RUSHING

	No.	Yds	Avg	Long	TD
Shipp	157	451	2.9	19	0
Arrington	112	370	3.3	32	2
McCown	29	139	4.8	12	0
Ayanbadejo	22	46	2.1	11	0
Boldin	12	45	3.8	11	0
Fitzgerald	8	41	5.1	15	0
Warner	13	28	2.2	13	0
Jackson	4	11	2.8	3	0
Anderson	2	7	3.5	6	0
B. Johnson	1	0	0.0	0	0
Team	**360**	**1138**	**3.2**	**32**	**2**
Opponents	**411**	**1632**	**4.0**	**88t**	**22**

RECEIVING

	No.	Yds	Avg	Long	TD
Fitzgerald	103	1409	13.7	47	10
Boldin	102	1402	13.7	54t	7
B. Johnson	40	432	10.8	41	1
Shipp	35	255	7.3	28	0
Ayanbadejo	34	231	6.8	18	0
Bergen	28	270	9.6	32	1
Arrington	25	139	5.6	15	0
McCoy	18	191	10.6	24	1
Edwards	12	133	11.1	63	1
Lee	11	152	13.8	49	0
Newhouse	4	45	11.3	17	0
T. Johnson	3	29	9.7	13	0
Jackson	2	31	15.5	19	0
Baxter	1	4	4.0	4	0
Warner	1	0	0.0	0	0
Team	**419**	**4723**	**11.3**	**63**	**21**
Opponents	**301**	**3314**	**11.0**	**65t**	**17**

INTERCEPTIONS

	No.	Yds	Avg	Long	TD
Dansby	3	31	10.3	18t	2
Macklin	2	79	39.5	60t	1
Tate	2	47	23.5	25	0
Darling	2	22	11.0	15	0
Wilson	1	36	36.0	36	0
Rolle	1	29	29.0	29	0
Dockett	1	14	14.0	14	0
Green	1	13	13.0	13	0
Griffith	1	11	11.0	11	0
Huff	1	3	3.0	3	0
Team	**15**	**285**	**19.0**	**60t**	**3**
Opponents	**21**	**334**	**15.9**	**71**	**1**

PUNT RETURNS

	Ret	FC	Yds	Avg	Long	TD
Swinton	42	14	334	8.0	32	0
Moses	7	0	40	5.7	12	0
B. Johnson	1	2	9	9.0	9	0
Team	**50**	**16**	**383**	**7.7**	**32**	**0**
Opponents	**39**	**14**	**328**	**8.4**	**52t**	**1**

KICKOFF RETURNS

	No.	Yds	Avg	Long	TD
Swinton	63	1456	23.1	90	0
Moses	7	177	25.3	35	0
B. Johnson	2	45	22.5	24	0
Anderson	1	7	7.0	7	0
Ayanbadejo	1	16	16.0	16	0
Green	1	4	4.0	4	0
Jackson	1	14	14.0	14	0
Team	**76**	**1719**	**22.6**	**90**	**0**
Opponents	**60**	**1700**	**28.3**	**95t**	**3**

PUNTING

	No.	Yds	Avg	Net	TB	In	Lg	B
Player	73	3206	43.9	37.0	7	18	60	1
Team	**74**	**3206**	**43.3**	**37.0**	**7**	**18**	**60**	**1**
Opponents	**85**	**3752**	**44.1**	**37.8**	**8**	**26**	**58**	**0**

FIELD GOALS

		1-19	20-29	30-39	40-49	50+
Rackers		0/0	11/11	10/10	13/14	6/7
Novak	LG	1/1	1/1	5/7	1/1	0/0
Novak	TM	1/1	0/0	2/2	0/0	0/0
Team		**1/1**	**11/11**	**12/12**	**13/14**	**6/7**
Opponents		**0/0**	**10/10**	**3/4**	**7/ 7**	**1/3**

USUAL STARTING LINEUP

Offense
WR...Larry Fitzgerald
LT.....Leonard Davis
LG.....Reggie Wells
C.....Nick Leckey
RG..... Elton Brown
RT.....Oliver Ross
TE.....Eric Edwards
WR....Anquan Boldin
QB.....Kurt Warner
TE.....Adam Bergen
RB..... Marcel Shipp

Defense
LE..... Chike Okeafor
NT..... Ross Kolodziej
UT....Darnell Dockett
RE... Bertrand Berry/ Antonio Smith
SLB....Karlos Dansby
MLB....James Darling
WLB.... Orlando Huff
LCB..... Robert Tate
RCB....David Macklin
SS..... Adrian Wilson
FS.....Robert Griffith
P.....Scott Player
K..... Neil Rackers

NOTES

The team's second season under head coach **Dennis Green** was marked by close games (six losses by a TD or less) and plagued by injuries (NFL-high 15 players on injured reserve list) ... **Neil Rackers** set the NFL record with 40 field goals in the season en route to a Pro Bowl selection ... WR **Larry Fitzgerald** set the club record for receptions in a season with 103 and also had a team-high 1,409 yards en route to his first Pro Bowl ... **Anquan Boldin** also recorded 102 receptions and 1,402 yards ... Boldin and Fitzgerald became only the second pair of teammates in NFL history to record 100+ receptions and 1,400+ yards in a season ...in his first year as a Cardinal, **Kurt Warner** completed 242 of 375 passes to set the club mark for completion percentage with 64.5% ... FS **Adrian Wilson** led the team with 8.0 sacks, the most ever by an NFL defensive back since sacks became an official statistic in 1982...Arizona finished with the league's #1 passing offense (first time in team history) and ranked 8th in both overall offense and defense (the only NFL team in the top 10 in both)...the team played in the NFL's first-ever regular season game outside of the U.S. and defeated the 49ers in Mexico City in front of an NFL record crowd of 103,467...2005 was the team's 18th and final season at Sun Devil Stadium.

FINAL NFC WEST STANDINGS

Team	W	L	T	Pct.	Pts.	OP
Seattle	13	3	0	.812	452	271
St. Louis	6	10	0	.375	363	429
Arizona	5	11	0	.312	311	387
San Francisco	4	12	0	.250	239	428

PASSING

	Att.	Comp.	Yds.	Comp. %	Yds./Att.	TD	TD%	Int.	Int. %	Long	Sack/Lost	Rating
Warner	375	242	2713	64.5	7.23	11	2.9	9	2.4	63	23/158	85.8
McCown	270	163	1836	60.4	6.80	9	3.3	11	4.1	49	18/101	74.9
Navarre	24	14	174	58.3	7.25	1	4.2	1	4.2	43	4/27	77.4
Boldin	1	0	0	0.0	0.00	0	0.0	0	0.0	0	0/0	39.6
Team	**670**	**419**	**4723**	**62.5**	**7.05**	**21**	**3.1**	**21**	**3.1**	**63**	**45/286**	**81.0**
Opponents	**488**	**301**	**3314**	**61.7**	**6.79**	**17**	**3.5**	**15**	**3.1**	**65t**	**37/217**	**80.6**

2006 (5–11)

HEAD COACH DENNIS GREEN

Sept. 10	**San Francisco**	**W**	**34-27**	**63,407**
Sept. 17	At Seattle	L	10-21	67,470
Sept. 24	**St. Louis**	**L**	**14-16**	**63,278**
Oct. 1	At Atlanta	L	10-32	68,981
Oct. 8	**Kansas City**	**L**	**20-23**	**63,445**
Oct. 16	**Chicago**	**L**	**23-24**	**63,977**
Oct. 22	At Oakland	L	9-22	61,595
Oct. 29	At Green Bay	L	14-31	70,809
Nov. 5	**Open Date**			
Nov. 12	**Dallas**	**L**	**10-27**	**63,926**
Nov. 19	**Detroit**	**W**	**17-10**	**63,348**
Nov. 26	At Minnesota	L	26-31	63,483
Dec. 3	At St. Louis	W	34-20	65,612
Dec. 10	**Seattle**	**W**	**27-21**	**63,603**
Dec. 17	**Denver**	**L**	**20-37**	**63,845**
Dec. 24	At San Francisco	W	26-20	67,751
Dec. 31	At San Diego	L	20-27	66,492
			314-389	

Home: 3-5 (508,829). Away: 2-6 (532,193)

TEAM STATISTICS

	Cards	Opp.
Total First Downs	**298**	**331**
Rushing	84	114
Passing	187	186
Penalty	27	31
3rd Down: Made/Att	83/212	83/201
3rd Down Pct.	39.2	41.3
4th Down: Made/Att	10/15	7/15
4th Down Pct.	66.7	46.7
Possession Avg.	**29:59**	**30:01**
Total Net Yards	**5000**	**5591**
Avg. Per Game	312.5	349.4
Total Plays	**999**	**1018**
Avg. Per Play	5.0	5.5
Net Yards Rushing	**1338**	**1897**
Avg. Per Game	83.6	118.6
Total Rushes	419	458
Net Yards Passing	**3662**	**3694**
Avg. Per Game	228.9	230.9
Sacked/Yards Lost	35/262	38/238
Gross Yards	3924	3932
Att./Completions	545/322	522/321
Completion Pct.	59.1	61.5
Had Intercepted	17	16
Punts/Average	**68/43.6**	**58/44.8**
Net Punting Avg.	**68/34.5**	**58/37.7**
Penalties/Yards	**117/937**	**95/815**
Fumbles/Ball Lost	**31/13**	**29/17**
Touchdowns	**33**	**42**
Rushing	12	16
Passing	17	21
Returns	4	5

SCORE BY PERIOD

	Q1	Q2	Q3	Q4	OT	PTS
Team	104	81	46	83	0	314
Opponents	84	100	100	105	0	389

SCORING

	TD	Ru	PaRt	K-PAT	FG	S	Pts.
Rackers	0	0	0 0	32/32	28/37	0	116
Fitzgerald	6	0	6 0	0/0	0/0	0	36
James	6	6	0 0	0/0	0/0	0	36
Boldin	4	0	4 0	0/0	0/0	0	24
Bry. Johnson	4	0	4 0	0/0	0/0	0	24
Shipp	4	4	0 0	0/0	0/0	0	24
Leinart	2	2	0 0	0/0	0/0	0	12
Walters	2	0	2 0	0/0	0/0	0	12
Wilson	2	0	0 2	0/0	0/0	0	12
Arrington	1	0	0 1	0/0	0/0	0	6
Bergen	1	0	1 0	0/0	0/0	0	6
Smith	1	0	0 1	0/0	0/0	0	6
Team	**33**	**12**	**17 4**	**32/32**	**28/37**	**0**	**314**
Opponents	**42**	**16**	**21 5**	**42/42**	**31/34**	**1**	**389**

2-Pt. Conversions: Team 0/ 1, Opponents 0/ 0

SACKS

Okeafor 8.5, Dansby 8, Berry 6, Wilson 5, Smith 2.5, Cooper LG 2, Cooper TM 2, Dockett 2, Clancy 1, Hayes 1, Pace 1, Watson 1. **Team 38.0, Opponents 35.0**

RUSHING

	No.	Yds	Avg	Long	TD
James	337	1159	3.4	18	6
Leinart	22	49	2.2	14	2
Shipp	17	41	2.4	9t	4
Ayanbadejo	9	37	4.1	11	0
Boldin	5	28	5.6	18	0
Arrington	14	19	1.4	9	0
Schable	1	5	5.0	5	0
Warner	13	3	0.2	9	0
Fitzgerald	0	0	—	—	0
Bry. Johnson	1	-3	-3.0	-3	0
Team	**419**	**1338**	**3.2**	**18**	**12**
Opponents	**458**	**1897**	**4.1**	**78t**	**16**

RECEIVING

	No.	Yds	Avg	Long	TD
Boldin	83	1203	14.5	64	4
Fitzgerald	69	946	13.7	57	6
Bry. Johnson	40	740	18.5	58	4
James	38	217	5.7	14	0
Walters	23	209	9.1	26	2
Ayanbadejo	17	139	8.2	27	0
Pope	16	161	10.1	33	0
Bergen	15	111	7.4	17	1
Arrington	8	58	7.3	19	0
Shipp	6	60	10.0	22	0
Spurlock	4	31	7.8	15	0
Wakefield	2	24	12.0	19	0
Bronson	1	25	25.0	25	0
Team	**322**	**3924**	**12.2**	**64**	**17**
Opponents	**321**	**3932**	**12.2**	**78**	**21**

INTERCEPTIONS

	No.	Yds	Avg	Long	TD
Wilson	4	146	36.5	99t	1
Griffith	3	30	10.0	23	0
Hayes	3	24	8.0	24	0
Francisco	2	61	30.5	44	0
Macklin	1	56	56.0	56	0
Rolle	1	23	23.0	23	0
Beisel	1	11	11.0	11	0
Dockett	1	-1	-1.0	-1	0
Team	**16**	**350**	**21.9**	**99t**	**1**
Opponents	**17**	**110**	**6.5**	**37t**	**1**

PUNT RETURNS

	Ret	FC	Yds	Avg	Long	TD
Walters	24	12	250	10.4	37	0
Bry. Johnson	1	1	0	0.0	0	0
Team	**25**	**13**	**250**	**10.0**	**37**	**0**
Opponents	**44**	**6**	**562**	**12.8**	**83t**	**1**

KICKOFF RETURNS

	No.	Yds	Avg	Long	TD
Arrington	67	1520	22.7	99t	1
Spurlock	3	54	18.0	21	0
Bry. Johnson	2	29	14.5	16	0
Wakefield	1	7	7.0	7	0
Team	**73**	**1610**	**22.1**	**99t**	**1**
Opponents	**58**	**1481**	**25.5**	**64**	**0**

PUNTING

	No.	Yds	Avg	Net	TB	In	Lg	B
Player	66	2965	44.9	34.5	3	18	58	2
Team	**68**	**2965**	**43.6**	**34.5**	**3**	**18**	**58**	**2**
Opponents	**58**	**2596**	**44.8**	**37.7**	**8**	**18**	**66**	**0**

FIELD GOALS

	1-19	20-29	30-39	40-49	50+
Rackers	0/0	11/11	9/9	7/10	1/7
Team	**0/0**	**11/11**	**9/9**	**7/10**	**1/7**
Opponents	**1/1**	**9/9**	**11/13**	**9/9**	**1/2**

USUAL STARTING LINEUP

Offense
WR... Larry Fitzgerald
LT..... Leonard Davis
LG..... Milford Brown
C..... Nick Leckey
RG..... Deuce Lutui
RT..... Reggie Wells
TE..... Leonard Pope
WR.... Anquan Boldin
QB..... Matt Leinart
WR... Bryant Johnson
RB.... Edgerrin James

Defense
LE..... Chike Okeafor
NT.... Kendrick Clancy
UT.... Darnell Dockett
RE.... Bertrand Berry/ Antonio Smith
SLB.... Karlos Dansby
MLB..... Gerald Hayes
WLB.....Orlando Huff
LCB..... Antrel Rolle
RCB.... David Macklin
SS..... Adrian Wilson
FS..... Robert Griffith
P.....Scott Player
K..... Neil Rackers

NOTES

The Cardinals opened up State Farm Stadium with a game against San Francisco on September 10, the team's first season opening contest at home since moving to Arizona in 1988 ... rookie QB **Matt Leinart** takes over the starting role in October and starts 11 games, setting the franchise record for passing yards by a rookie with 2,547 and becoming the first Cardinals quarterback since 2001 to have three games in a season with a 100+ quarterback rating ... **Adrian Wilson** selected to first Pro Bowl after scoring a pair of 99-yard TDs (fumble and interception) to become first player in NFL history with two defensive TDs of 99 yards ... **Anquan Boldin** selected to second Pro Bowl after recording third 1,000-yard season of four-year career, also becoming fastest NFL player to reach 330 career receptions at Oakland ... DE **Chike Okeafor** ties career high with 8.5 sacks, recording 7.5 of them in final seven games of season ... RB **Edgerrin James** becomes first RB to rush for over 1,000 yards since 1998 finishing with 1,159 yards on franchise record 337 carries ... team sets new season attendance record with 508,829 fans and sells out every home game including first MNF game since 1999.

FINAL NFC WEST STANDINGS

Team	W	L	T	Pct.	Pts.	OP
Seattle	9	7	0	.562	335	341
St. Louis	8	8	0	.500	367	381
San Francisco	7	9	0	.438	298	412
Arizona	5	11	0	.312	314	389

PASSING

	Att.	Comp.	Yds	Cmp%	Yds/Att.	Td	Td%	Int	Int%	Long	Sack/Lost	Rating
Leinart	377	214	2547	56.8	6.76	11	2.9	12	3.2	58	21/158	74.0
Warner	168	108	1377	64.3	8.20	6	3.6	5	3.0	64	14/104	89.3
Team	**545**	**322**	**3924**	**59.1**	**7.20**	**17**	**3.1**	**17**	**3.1**	**64**	**35/262**	**78.7**
Opponents	**522**	**321**	**3932**	**61.5**	**7.53**	**21**	**4.0**	**16**	**3.1**	**78**	**38/238**	**85.4**

2007 (8-8)

HEAD COACH KEN WHISENHUNT

Sept. 10	At San Francisco	L	17–20	68,111
Sept. 16	**Seattle**	**W**	**23–20**	**64,542**
Sept. 23	At Baltimore	L	23–26	71,372
Sept. 30	**Pittsburgh**	**W**	**21–14**	**64,844**
Oct. 7	At St. Louis	W	34–31	61,788
Oct. 14	**Carolina**	**L**	**10–25**	**64,403**
Oct. 21	At Washington	L	19–21	85,640
Oct. 28	Open Date			
Nov. 4	At Tampa Bay	L	10–17	65,267
Nov. 11	**Detroit**	**W**	**31–21**	**64,753**
Nov. 18	At Cincinnati	W	35–27	65,403
Nov. 25	**San Francisco**	**L**	**31–37 (OT)**	**64,483**
Dec. 2	**Cleveland**	**W**	**27–21**	**64,791**
Dec. 9	At Seattle	L	21–42	68,193
Dec. 16	At New Orleans	L	24–31	70,007
Dec. 23	**Atlanta**	**W**	**30–27 (OT)**	**64,159**
Dec. 30	**St. Louis**	**W**	**48–19**	**64,671**
			404–399	

Home: 6–2 (516,646). Away: 2–6 (555,781).

TEAM STATISTICS

	Cards	Opp.
Total First Downs	**308**	**298**
Rushing	70	90
Passing	210	185
Penalty	28	23
3rd Down: Made/Att	75/203	87/218
3rd Down Pct.	36.9%	39.9%
4th Down: Made/Att	12/14	7/15
4th Down Pct.	85.7%	46.7%
Possession Avg.	**30:10**	**29:50**
Total Net Yards	**5505**	**5283**
Avg. Per Game	344.1	330.2
Total Plays	**1016**	**1013**
Avg. Per Play	5.4	5.2
Net Yards Rushing	**1440**	**1567**
Avg. Per Game	90.0	97.9
Total Rushes	402	407
Net Yards Passing	**4065**	**3716**
Avg. Per Game	254.1	232.3
Sacked/Yards Lost	24/163	36/242
Gross Yards	4228	3958
Att./Completions	590/356	570/361
Completion Pct.	60.3%	63.3%
Had Intercepted	24	18
Punts/Average	**80/40.0**	**73/43.6**
Net Punting Avg.	**32.0**	**37.1**
Penalties/Yards	**137/1128**	**118/881**
Fumbles/Ball Lost	**27/12**	**23/11**
Touchdowns	**49**	**45**
Rushing	9	13
Passing	32	26
Returns	8	6

SCORE BY PERIOD

	Q1	Q2	Q3	Q4	OT	PTS
Team	57	148	65	131	3	404
Opponents	88	114	99	92	6	399

SCORING

	TD	RU	PA	RT	K-PAT	FG	S	PTS
Rackers	0	0	0	0	47/48	21/30	0	110
Fitzgerald	10	0	10	0	0/0	0/0	0	60
Boldin	9	0	9	0	0/0	0/0	0	54
James	7	7	0	0	0/0	0/0	0	42
Pope	5	0	5	0	0/0	0/0	0	30
Rolle	3	0	0	3	0/0	0/0	0	18
Johnson	2	0	2	0	0/0	0/0	0	12
Hood	2	0	0	2	0/0	0/0	0	12
Urban	2	0	2	0	0/0	0/0	0	12
Patrick	2	0	2	0	0/0	0/0	0	12
Wells	1	0	0	1	0/0	0/0	0	6
Hayes	1	0	0	1	0/0	0/0	0	6
Warner	1	1	0	0	0/0	0/0	0	6
Shipp	1	1	0	0	0/0	0/0	0	6
Breaston	1	0	0	1	0/0	0/0	0	6
Arrington	1	0	1	0	0/0	0/0	0	6
Bienemann	1	0	1	0	0/0	0/0	0	6
Team	**49**	**9**	**32**	**8**	**47/48**	**21/30**	**0**	**404**
Opponents	**45**	**13**	**26**	**6**	**39/39**	**28/33**	**2**	**399**

2-Pt. Conversions: Team 0/ 1, Opponents 2/ 5

SACKS

Dockett 9.0, Pace 6.5, Smith 5.5, Hayes 4.0, Dansby 3.5, Blackstock 3.0, Berry 2.5, Tafoya 2.0. **Team:36.0, Opponents 24.0**

RUSHING

	No.	Yds	Avg	Long	TD
James	324	1222	3.8	27	7
Arrington	26	78	3.0	12	0
Leinart	11	42	3.8	20	0
Shipp	15	41	2.7	14	1
Warner	17	15	0.9	9	1
Boldin	1	14	14.0	14	0
Morey	1	13	13.0	13	0
Breaston	2	8	4.0	10	0
Rattay	2	5	2.5	5	0
Smith	1	3	3.0	3	0
Berger	1	0	0.0	0	0
Hasselbeck	1	-1	-1.0	-1	0
Team	**402**	**1440**	**3.6**	**27**	**9**
Opponents	**407**	**1567**	**3.9**	**75**	**13**

RECEIVING

	No.	Yds	Avg	Long	TD
Fitzgerald	100	1409	14.1	48t	10
Boldin	71	853	12.0	44t	9
Johnson	46	528	11.5	30	2
Arrington	29	241	8.3	32	1
James	24	204	8.5	26	0
Pope	23	238	10.3	31	5
Urban	22	329	15.0	42	2
Morey	8	131	16.4	62	0
Breaston	8	92	11.5	22	0
Patrick	7	73	10.4	21	2
Smith	7	59	8.4	16	0
Bienemann	7	46	6.6	13	1
Shipp	4	25	6.3	9	0
Team	**356**	**4228**	**11.9**	**62**	**32**
Opponents	**361**	**3958**	**11.0**	**74t**	**26**

INTERCEPTIONS

	No.	Yds	Avg	Long	TD
Rolle	5	231	46.2	57	3
Hood	5	196	39.2	71t	2
Dansby	3	55	18.3	28	0
Wilson	2	20	10.0	20	0
Hayes	1	30	30.0	30t	1
Pace	1	14	14.0	14	0
Brown	1	5	5.0	5	0
Team	**18**	**551**	**30.6**	**71t**	**6**
Opponents	**24**	**380**	**15.8**	**84t**	**3**

PUNT RETURNS

	Ret	FC	Yds	Avg	Long	TD
S.Breaston	42	6	395	9.4	73t	1
Team	**42**	**6**	**395**	**9.4**	**73t**	**1**
Opponents	**38**	**15**	**496**	**13.1**	**75t**	**11**

KICKOFF RETURNS

	No.	Yds	Avg	Long	TD
Breaston	62	1391	22.4	59	0
Arrington	11	251	22.8	56	0
Morey	1	40	40.0	40	0
Team	**74**	**1682**	**22.7**	**59**	**0**
Opponents	**60**	**1389**	**23.2**	**80**	**0**

PUNTING

	No.	Yds	Avg	Net	TB	In	Lg	B
Barr	59	2385	40.4	31.7	5	15	61	1
Berger	20	813	40.7	33.0	2	6	56	0
Team	**79**	**3198**	**40.0**	**32.0**	**7**	**21**	**61**	**1**
Opponents	**73**	**3181**	**43.6**	**37.1**	**4**	**20**	**60**	**0**

FIELD GOALS

	1-19	20-29	30-39	40-49	50+
Rackers	2/2	5/5	6/8	5/6	3/9
Team	**2/2**	**5/5**	**6/8**	**5/6**	**3/9**
Opponents	**1/1**	**9/10**	**10/10**	**8/10**	**0/2**

USUAL STARTING LINEUP

Offense	Defense
WR ... Larry Fitzgerald	**LE** ..... Antonio Smith
LT ..... Mike Gandy	**NT** ..... Gabe Watson
LG ..... Reggie Wells	**DT** .... Darnell Dockett
C ..... Al Johnson	**RE** ..... Bertrand Berry
RG ..... Deuce Lutui	**WLB** ... Karlos Dansby
RT ..... Levi Brown	**MLB** ..... Gerald Hayes
TE ..... Leonard Pope	**SLB** ..... Calvin Pace
WR .... Anquan Boldin	**LCB** ..... Rod Hood
QB ..... Kurt Warner	**RCB** ..... Eric Green
FB ..... Terrelle Smith	**SS** ..... Adrian Wilson
RB .... Edgerrin James	**FS** ..... Terrence Holt

NOTES

Under first year head coach **Ken Whisenhunt**, the Cardinals finished the season with an 8-8 record, their best finish since 1998 ... the team finished with a home record of 6-2, their best home record since they finished 6-1 in 1976 ... **Kurt Warner** took over as the starting QB in week six after **Matt Leinart** injured his shoulder and throws for 27 touchdowns, the second-highest passing TD total in team history ... **Larry Fitzgerald** earned his second Pro Bowl nod after leading the NFC in both receptions (100) and receiving yards (1,409) and he also tied the franchise record with TD receptions in five consecutive games ... **Edgerrin James** rushed for 1,222 yards on the season, joining Ottis Anderson as the only Cardinal running backs to record a season with 1,200+ yards rushing while the two are also the only ones with back-to-back 1,000-yard seasons ... **Anquan Boldin** became the fastest receiver in NFL history to reach 400 receptions (doing so in his 67th career game) while also establishing a new career-high with nine touchdown receptions ... **Antrel Rolle's** three interception returns for touchdowns in led the NFL and tied for the second-most in NFL history for a single-game while his two interceptions returns in week 11 at Cincinnati tied the NFL record for a single game ... **Darnell Dockett** collected nine sacks on the year, tying the franchise record for sacks by a defensive tackle and led the NFL among interior defensive linemen ... for the second season in a row the team sold out every home game and set a new season attendance record with 516,646 fans attending a regular season game.

FINAL NFC WEST STANDINGS

Team	W	L	T	Pct.	Pts.	OP
Seattle	10	6	0	.625	393	291
Arizona	8	8	0	.500	404	399
San Francisco	5	11	0	.312	219	364
St. Louis	3	13	0	.188	263	438

PASSING

	Att.	Comp.	Yds.	Comp. %	Yds./Att.	TD	TD%	Int.	Int. %	Long	Sack/Lost	Rating
Warner	451	281	3417	62.3%	7.6	27	6.0%	17	3.8%	62	20/140	89.8
Leinart	112	60	647	53.6%	5.8	2	1.8%	4	3.6%	40	4/23	61.9
Rattay	27	15	164	55.6%	6.1	3	11.1%	3	11.1%	42	0/0	71.2
Boldin	0	0	0	0.0%	0.0%	0	0.0%	0	0.0%	0	0/0	0.0
Team	**590**	**356**	**4228**	**60.3%**	**7.2**	**32**	**5.4%**	**24**	**4.1%**	**62**	**24/163**	**83.4**
Opponents	**570**	**361**	**3958**	**63.3%**	**6.9**	**26**	**4.6%**	**18**	**3.2%**	**74t**	**36/242**	**85.8**

2008 (9-7)
HEAD COACH KEN WHISENHUNT

Sep. 7	At San Francisco	W	23-13	67,186
Sep. 14	**Miami**	**W**	**31-10**	**63,445**
Sep. 21	At Washington	L	17-24	90,060
Sep. 28	At NY Jets	L	35-56	78,222
Oct. 5	**Buffalo**	**W**	**41-17**	**63,830**
Oct. 12	**Dallas**	**W**	**30-24 (OT)**	**64,389**
Oct. 19	Open Date			
Oct. 26	At Carolina	L	23-27	72,010
Nov. 2	At St. Louis	W	34-13	61,303
Nov. 10	**San Francisco**	**W**	**29-24**	**64,519**
Nov. 16	At Seattle	W	26-20	67,616
Nov. 23	**NY Giants**	**L**	**29-37**	**64,541**
Nov. 27	At Philadelphia	L	20-48	69,144
Dec. 7	**St. Louis**	**W**	**34-10**	**63,720**
Dec. 14	**Minnesota**	**L**	**14-35**	**64,457**
Dec. 21	At New England	L	7-47	68,756
Dec. 28	**Seattle**	**W**	**34-21**	**63,874**
			427-426	

Home: 6-2 (512,775). Away: 3-5 (574,297)

NFC Wild Card Game				
Jan. 3	**Atlanta**	**W**	**30-24**	**62,848**
NFC Divisional Playoff				
Jan. 10	At Carolina	W	33-13	73,695
NFC Championship Game				
Jan. 18	**Philadelphia**	**W**	**32-25**	**70,650**
Super Bowl XLIII				
Feb. 1	Pittsburgh	L	23-27	70,774
			118-89	

TEAM STATISTICS

	Cards	Opp.
Total First Downs	**328**	**312**
Rushing	72	117
Passing	231	172
Penalty	25	23
3rd Down: Made/Att	83/198	92/207
3rd Down Pct.	41.9%	44.4%
4th Down: Made/Att	8/16	13/17
4th Down Pct.	50.0%	76.5%
Possession Avg.	**30:09**	**29:51**
Total Net Yards	**5852**	**5304**
Avg. Per Game	365.8	331.5
Total Plays	998	993
Avg. Per Play	5.9	5.3
Net Yards Rushing	**1178**	**1764**
Avg. Per Game	73.6	110.3
Total Rushes	340	445
Net Yards Passing	**4674**	**3540**
Avg. Per Game	292.1	221.3
Sacked/Yards Lost	28/201	31/191
Gross Yards	4875	3731
Att./Completions	630/418	517/323
Completion Pct.	66.3%	62.5%
Had Intercepted	15	13
Punts/Average	**60/41.8**	**61/45.5**
Net Punting Avg.	**34.1**	**40.0**
Penalties/Yards	**107/781**	**98/816**
Fumbles/Ball Lost	**27/15**	**26/17**
Touchdowns	**51**	**52**
Rushing	14	13
Passing	31	36
Returns	6	3

SCORE BY PERIOD

	Q1	Q2	Q3	Q4	OT	PTS
Team	64	117	154	86	6	427
Opponents	84	150	81	111	0	426

SCORING

	TD	RU	PA	RT	K-PAT	FG	S	PTS
Rackers	0	0	0	0	44/44	25/28	0	119
Fitzgerald	12	0	12	0	0/0	0/0	0	72
Boldin	11	0	11	0	0/0	0/0	0	66
Hightower	10	10	0	0	0/0	0/0	0	60
Urban	4	0	4	0	0/0	0/0	0	24
James	3	3	0	0	0/0	0/0	1	20
Arrington	3	1	1	1	0/0	0/0	0	18
Breaston	3	0	3	0	0/0	0/0	0	18
R-Cromartie	1	0	0	1	0/0	0/0	0	6

SCORING (CONT.)

	TD	RU	PA	RT	K-PAT	FG	S	PTS
Dockett	1	0	0	1	0/0	0/0	0	6
Rolle	1	0	0	1	0/0	0/0	0	6
Beisel	1	0	0	1	0/0	0/0	0	6
Hood	1	0	0	1	0/0	0/0	0	6
Team	**51**	**14**	**31**	**6**	**44/44**	**25/28**	**1**	**427**
Opponents	**52**	**13**	**36**	**3**	**49/49**	**21/27**	**1**	**426**

2-Pt. Conversions: Team 1/6, Opponents 1/3

SACKS

Berry 5.0, Okeafor 4.5, Dansby 4.0, Dockett 4.0, LaBoy 4.0, Smith 3.5, Wilson 2.5, C.Haggans 1.0, Robinson 1.0, Watson 1.0, Hayes 0.5. **Team 31.0, Opponents 27.0**

RUSHING

	No.	Yds	Avg	Long	TD
James	133	514	3.9	35	3
Hightower	143	399	2.8	30t	10
Arrington	31	187	6.0	30	1
Boldin	9	67	7.4	30	0
Breaston	2	8	4.0	4	0
Leinart	4	5	1.3	8	0
Warner	18	-2	-0.1	11	0
Team	**340**	**1178**	**3.5**	**35**	**14**
Opponents	**445**	**1764**	**4.0**	**41t**	**13**

RECEIVING

	No.	Yds	Avg	Long	TD
Fitzgerald	96	1431	14.9	78t	12
Boldin	89	1038	11.7	79t	11
Breaston	77	1006	13.1	58	3
Urban	34	448	13.2	56t	4
Hightower	34	237	7.0	26	0
Arrington	29	255	8.8	35	1
Doucet	14	90	6.4	12	0
James	12	85	7.1	16	0
Patrick	11	104	9.5	19	0
Pope	9	77	8.6	25	0
Castille	4	11	2.8	5	0
Tuman	3	41	13.7	18	0
Smith	2	24	12.0	18	0
Spach	2	15	7.5	8	0
Rolle	1	9	9.0	9	0
Brown	1	4	4.0	4	0
Campbell	0	0	0	0	0
Team	**418**	**4875**	**11.7**	**79t**	**31**
Opponents	**323**	**3731**	**11.6**	**87t**	**36**

INTERCEPTIONS

	No.	Yds	Avg	Long	TD
Rodgers-Cromartie	4	157	39.3	99t	1
Dansby	2	47	23.5	34	0
Wilson	2	37	18.5	28	0
Rolle	1	40	40.0	40t	1
Okeafor	1	39	39.0	39	0
Green	1	1	1.0	1	0
Brown	1	0	0.0	0	0
Hood	1	0	0.0	0	0
Team	**13**	**321**	**24.7**	**99t**	**2**
Opponents	**15**	**276**	**18.4**	**58**	**1**

PUNT RETURNS

	Ret	FC	Yds	Avg	Long	TD
Breaston	33	10	237	7.2	25	0
Team	**33**	**10**	**237**	**7.2**	**25**	**0**
Opponents	**29**	**13**	**381**	**13.1**	**82t**	**1**

KICKOFF RETURNS

	No.	Yds	Avg	Long	TD
Arrington	36	923	25.6	93t	1
Breaston	33	667	20.2	38	0
Morey	2	23	11.5	15	0
Campbell	2	16	8.0	16	0
Urban	2	1	0.5	1	0
Team	**75**	**1630**	**21.7**	**93t**	**1**
Opponents	**69**	**1724**	**25.0**	**104t**	**1**

PUNTING

	No.	Yds	Avg	Net	TB	In	Lg	B
Johnson	40	1670	41.8	35.2	4	13	59	0
Graham	20	839	42.0	32.0	0	7	59	0
Team	**60**	**2509**	**41.8**	**34.1**	**4**	**20**	**59**	**0**
Opponents	**60**	**2777**	**45.5**	**40.0**	**5**	**20**	**63**	**1**

FIELD GOALS

	1-19	20-29	30-39	40-49	50+
N. Rackers	0/0	9/9	9/11	6/6	1/2
Team	**0/0**	**9/9**	**9/11**	**6/6**	**1/2**
Opponents	**0/0**	**4/4**	**9/11**	**5/8**	**3/4**

USUAL STARTING LINEUP

Offense	Defense
WR ... Larry Fitzgerald	**LE** ..... Antonio Smith
LT ..... Mike Gandy	**NT** ..... Bryan Robinson
LG ..... Reggie Wells	**DT** ..... Darnell Dockett
C ..... Lyle Sendlein	**RE** ..... Travis LaBoy
RG ..... Deuce Lutui	**WLB** ..... Karlos Dansby
RT ..... Levi Brown	**MLB** ..... Gerald Hayes
TE ..... Leonard Pope	**SLB** ..... Chike Okeafor
WR .... Anquan Boldin	**LCB** ..... Rod Hood
QB ..... Kurt Warner	**RCB** ... D. Rodgers-Cromartie
FB ..... Terrelle Smith	**SS** ..... Adrian Wilson
RB ... Edgerrin James/ Tim Hightower	**FS** ..... Antrel Rolle

NOTES

The Cardinals capped 2008 season with a memorable playoff run, winning the NFC Championship game against Philadelphia and playing in Super Bowl XLIII vs. Pittsburgh ... won their first division title since 1975, winning the NFC West with a perfect 6-0 division record and finishing the regular season 9-7 overall ... under second-year head coach **Ken Whisenhunt**, Cardinals made first playoff appearance since 1998 in Wild Card game vs. Falcons, and earned second road playoff win in franchise history with victory at Carolina ... became first #4 seed to host a conference championship game and first #4 seed to advance to Super Bowl ... Cardinals recorded 12 wins on the season, the most in a single-season in franchise history and they won more playoff games in 2008 (3) than they had in their total playoff history (2) ... finished the regular season with an 8-2 home record and improved record at State Farm Stadium to 14-4 under Whisenhunt ... **Kurt Warner** sets franchise record with 30 TD passes while also earning his fourth Pro Bowl selection ... Warner also sets team marks for attempts, completions, completion percentage, passer rating and finished second in passing yards ... **Larry Fitzgerald** earned his second consecutive Pro Bowl selection and third overall after once again leading the NFC in both receptions (96) and receiving yards (1,431) while also collecting a career high 12 touchdowns ... Fitzgerald set single postseason records for receptions (30), yards (546), and receiving touchdowns (7) while also collecting over 100 receiving yards in all four postseason games ... **Anquan Boldin** earned his third trip to the Pro Bowl after becoming the first receiver in team history to have four 1,000 yard receiving seasons to go along with a career high 11 TDs ... reached 500 receptions in 80th game, reaching the milestone in fewer games than any other receiver in NFL history ... also set franchise mark with 24 100-yard receiving games ... **Tim Hightower's** 10 rushing TDs during the regular season set a franchise record for rookie ... Rookie **Dominique Rodgers-Cromartie** led the team with four INT's during the regular season including tying the franchise record for longest INT return with a 99-yard return for a touchdown against St. Louis... for the third season in a row, the team sold out every home game including both playoff contests.

FINAL NFC WEST STANDINGS

Team	W	L	T	Pct.	Pts.	OP
Arizona	9	7	0	.563	427	426
San Francisco	7	9	0	.438	339	381
Seattle	4	12	0	.250	294	392
St. Louis	2	14	0	.125	232	465

PASSING

	Att.	Comp.	Yds.	Comp. %	Yds./Att.	TD	TD%	Int.	Int. %	Long	Sack/Lost	Rating
Warner	598	401	4583	67.1%	7.7	30	5.0%	14	2.3%	79t	26/182	96.9
Leinart	29	15	264	51.7%	9.1	1	3.4%	1	3.4%	78t	2/19	80.2
Urban	1	1	18	100.0%	18.0	0	0.0%	0	0.0%	18	0/0	118.8
Johnson	1	1	10	100.0%	10.0	0	0.0%	0	0.0%	10	0/0	108.3
Arrington	1	0	0	0.0%	0.0	0	0.0%	0	0.0%	0	0/0	39.6
Team	**630**	**418**	**4875**	**66.3%**	**7.7**	**31**	**4.9%**	**15**	**2.4%**	**79t**	**28/201**	**96.1**
Opponents	**517**	**323**	**3731**	**62.5%**	**7.2**	**36**	**7.0%**	**13**	**2.5%**	**87t**	**31/191**	**97.0**

2009 (10-6)
HEAD COACH KEN WHISENHUNT

Sept. 13	**San Francisco**	**L**	**16–20**	**61,981**
Sept. 20	At Jacksonville	W	31–17	46,520
Sept. 27	**Indianapolis**	**L**	**10–31**	**62,692**
Oct. 4	Open Date			
Oct. 11	**Houston**	**W**	**28–21**	**61,819**
Oct. 18	At Seattle	W	27–3	67,588
Oct. 25	At NY Giants	W	24–17	78,299
Nov. 1	**Carolina**	**L**	**21–34**	**62,031**
Nov. 8	At Chicago	W	41–21	62,309
Nov. 15	**Seattle**	**W**	**31–20**	**62,278**
Nov. 22	At St. Louis	W	21–13	59,839
Nov. 29	At Tennessee	L	17–20	69,149
Dec. 6	**Minnesota**	**W**	**30–17**	**64,121**
Dec. 14	At San Francisco	L	9–24	69,732
Dec. 20	At Detroit	W	31–24	40,577
Dec. 27	**St. Louis**	**W**	**31–10**	**62,624**
Jan. 3	**Green Bay**	**L**	**7–33**	**67,597**
			375–325	
Home: 4-4 (505,143). Away: 6-2 (494,013)				
NFC Wild Card Game				
Jan. 10	**Green Bay**	**W**	**51–45 (OT)**	**61,926**
NFC Divisional Playoff				
Jan. 16	At New Orleans	L	14–45	70,149
			65–90	

TEAM STATISTICS

	Cards	Opp.
Total First Downs	**317**	**289**
Rushing	77	81
Passing	215	188
Penalty	25	20
3rd Down: Made/Att	69/190	82/232
3rd Down Pct.	36.3%	35.3%
4th Down: Made/Att	5/9	12/24
4th Down Pct.	55.6%	50.0%
Possession Avg.	**29:52**	**30:08**
Total Net Yards	**5510**	**5543**
Avg. Per Game	344.4	346.4
Total Plays	985	1038
Avg. Per Play	5.6	5.3
Net Yards Rushing	**1494**	**1804**
Avg. Per Game	93.4	112.8
Total Rushes	365	402
Net Yards Passing	**4016**	**3739**
Avg. Per Game	251.0	233.7
Sacked/Yards Lost	26/184	43/259
Gross Yards	4200	3998
Att./Completions	594/392	593/346
Completion Pct.	66.0%	58.3%
Had Intercepted	18	21
Punts/Average	**86/47.0**	**84/44.9**
Net Punting Avg.	**40.6**	**39.4**
Penalties/Yards	**108/886**	**104/840**
Fumbles/Ball Lost	**32/18**	**20/8**
Touchdowns	**46**	**38**
Rushing	16	13
Passing	27	22
Returns	3	3

SCORE BY PERIOD

	Q1	Q2	Q3	Q4	OT	PTS
Team	76	132	82	85	0	375
Opponents	67	101	62	95	0	325

SCORING

	TD	RU	PA	RT	K-PAT	FG	S	PTS
Rackers	0	0	0	0	37/38	16/17	0	85
Fitzgerald	13	0	13	0	0/0	0/0	0	78
Hightower	8	8	0	0	0/0	0/0	0	48
Wells	7	7	0	0	0/0	0/0	0	42
Boldin	5	1	4	0	0/0	0/0	0	30
Breaston	3	0	3	0	0/0	0/0	0	18
Nugent	0	0	0	0	8/8	2/2	0	14
S-Howling	2	0	1	1	0/0	0/0	0	12
Patrick	2	0	2	0	0/0	0/0	0	12
Wright	2	0	2	0	0/0	0/0	0	12
Rolle	1	0	0	1	0/0	0/0	0	6
R-Cromartie	1	0	0	1	0/0	0/0	0	6
Doucet	1	0	1	0	0/0	0/0	0	6
Becht	1	0	1	0	0/0	0/0	0	6
Team	**46**	**16**	**27**	**3**	**45/46**	**18/19**	**0**	**375**
Opponents	**38**	**13**	**22**	**3**	**38/38**	**19/25**	**0**	**325**

2-Pt. Conversions: Team 0/ 0, Opponents 0/ 0

SACKS

Dockett 7.0, Campbell 7.0, Berry 6.0, Haggans 5.0, Okeafor 4.5, Branch 2.0, Wilson 2.0, Iwebema 2.0, Davis 2.0, Rolle 1.5, Robinson 1.0, Banks 1.0, Dansby 1.0. **Team 42.0, Opponents 26.0**

RUSHING

	No.	Yds	Avg	Long	TD
Wells	176	793	4.5	33	7
Hightower	143	598	4.2	50	8
Breaston	2	44	22.0	25	0
Wright	3	17	5.7	8	0
S-Howling	6	15	2.5	5	0
Boldin	3	12	4.0	5t	1
Warner	21	10	0.5	10	0
Rolle	1	9	9.0	9	0
St. Pierre	1	2	2.0	2	0
Leinart	9	-6	-0.7	1	0
Team	**365**	**1494**	**4.1**	**50**	**16**
Opponents	**402**	**1804**	**4.5**	**85t**	**13**

RECEIVING

	No.	Yds	Avg	Long	TD
Fitzgerald	97	1092	11.3	34t	13
Boldin	84	1024	12.2	44	4
Hightower	63	428	6.8	23	0
Breaston	55	712	12.9	45	3
Urban	18	186	10.3	40	0
Doucet	17	214	12.6	29	1
Patrick	12	146	12.2	28	2
Wells	12	143	11.9	25	0
S-Howling	10	83	8.3	15	1
Wright	9	53	5.9	10	2
Becht	7	61	8.7	16	1
Spach	4	38	9.5	22	0
Kreider	4	20	5.0	8	0
Team	**392**	**4200**	**10.7**	**45**	**27**
Opponents	**346**	**3998**	**11.6**	**72**	**22**

INTERCEPTIONS

	No.	Yds	Avg	Long	TD
R-Cromartie	6	77	12.8	49t	1
Wilson	5	56	11.2	41	0
Rolle	4	71	17.8	29	0
Brown	1	85	85.0	80	0
Ware	1	18	18.0	18	0
Adams	1	17	17.0	17	0
Dansby	1	11	11.0	11	0
Dockett	1	3	3.0	3	0
Toler	1	0	0.0	0	0
Team	**21**	**338**	**16.1**	**80**	**1**
Opponents	**18**	**312**	**17.3**	**101t**	**3**

PUNT RETURNS

	Ret	FC	Yds	Avg	Long	TD
Breaston	38	11	253	6.7	64	0
Rolle	6	2	55	9.2	27	0
Toler	1	0	0	0.0	0	0
Team	**45**	**13**	**308**	**6.8**	**64**	**0**
Opponents	**47**	**14**	**493**	**10.5**	**62**	**0**

KICKOFF RETURNS

	No.	Yds	Avg	Long	TD
S-Howling	52	1257	24.2	99t	1
Wright	2	27	13.5	18	0
Team	**54**	**1284**	**23.8**	**99t**	**1**
Opponents	**61**	**1248**	**20.5**	**63**	**0**

PUNTING

	No.	Yds	Avg	Net	TB	In	Lg	B
Graham	86	4045	47.0	40.6	3	42	64	0
Team	**86**	**4045**	**47.0**	**40.6**	**3**	**42**	**64**	**0**
Opponents	**84**	**3774**	**44.9**	**39.4**	**8**	**30**	**64**	**0**

FIELD GOALS

	1-19	20-29	30-39	40-49	50+
Rackers	0/0	4/4	6/6	6/7	0/0
Nugent	1/1	0/0	0/0	1/1	0/0
Team	**1/1**	**4/4**	**6/6**	**7/8**	**0/0**
Opponents	**0/0**	**8/8**	**8/10**	**1/3**	**2/4**

USUAL STARTING LINEUP

Offense	Defense
WR . . .Larry Fitzgerald	**DE** . . . .Calais Campbell
LT. . . . . Mike Gandy	**NT** . . . .Bryan Robinson
LG . . . . .Reggie Wells	**DT** . . . . Darnell Dockett
C . . . . . Lyle Sendlein	**ROLB** . . . Chike Okeafor
RG . . . . . Deuce Lutui	**ILB**. . . . . Karlos Dansby
RT . . . . . .Levi Brown	**ILB**. . . . . .Gerald Hayes
TE . . . Anthony Becht	**LOLB** . . .Clark Haggans
WR. . . Anquan Boldin	**RCB** . .Bryant McFadden
QB . . . . . Kurt Warner	**LCB** . . D. Rodgers-Cromartie
FB . . . . . Dan Kreider	**SS**. . . . . Adrian Wilson
RB . . . Tim Hightower	**FS**. . . . . Antrel Rolle

NOTES

The Cardinals earned their first back-to-back division titles since 1974-75 with a 10-6 regular season record, their best record since the NFL went to a 16-game schedule in 1978 … hosted a playoff game for the second straight season and beat the Green Bay Packers 51-45 an overtime thriller that was the highest scoring game in NFL postseason history … improved the Cardinals record to 4-0 all-time in home postseason games and gave the team postseason wins in back-to-back seasons for first time ever … avoided the Super Bowl curse by becoming just the third team since 1999 to return to the postseason after finishing as Super Bowl runner-up … third-year head coach **Ken Whisenhunt** led the Cardinals to their second straight division title … first time since 1976 that the Cardinals have posted 10+ wins in a regular season … the Cardinals were 6-2 on the road, the most road wins in a single season since 1963 (6) … for the first time since 1975, the Cardinals went without back-to-back losses in a single season; they were the only NFL team in 2009 to accomplish the feat … **Kurt Warner** became first quarterback in team history to throw for 3,000+ yards and 20+ touchdowns in three consecutive seasons … **Larry Fitzgerald** earned his third consecutive Pro Bowl selection and fourth overall after leading the NFL for a second consecutive season with a career-high 13 touchdown receptions … **Anquan Boldin** reached 586 receptions for his career and passed Larry Centers (535) to become the franchise's all-time leader in receptions … **Adrian Wilson** had two sacks and five interceptions to become the 10th player in NFL history with 20 sacks and 20 interceptions in their career while also earning third Pro Bowl selection and All-Pro first team honors … **Ben Graham** tied NFL record with 42 punts inside the 20-yard line … **Dominique Rodgers-Cromartie**, **Antrel Rolle** and **Darnell Dockett** selected to Pro Bowl along with Wilson and Fitzgerald… for the fourth season in a row, the team sold out every home game including the Wild Card Playoff contest.

FINAL NFC WEST STANDINGS

Team	W	L	T	Pct.	Pts.	OP
Arizona	10	6	0	.625	375	325
San Francisco	8	8	0	.500	330	281
Seattle	5	11	0	.313	280	390
St. Louis	1	15	0	.063	175	436

PASSING

	Att.	Comp.	Yds.	Comp. %	Yds./Att.	TD	TD%	Int.	Int. %	Long	Sack/Lost	Rating
Warner	513	339	3753	66.1%	7.3	26	5.1%	14	2.7%	45	24/172	93.2
Leinart	77	51	435	66.2%	5.6	0	0.0%	3	3.9%	28	2/12	64.6
St. Pierre	4	2	12	50.0%	3.0	1	25.0%	1	25.0%	9	0/0	56.3
Team	**594**	**392**	**4200**	**66.0%**	**7.1**	**27**	**4.5%**	**18**	**3.0%**	**45**	**26/184**	**89.1**
Opponents	**593**	**346**	**3998**	**58.3%**	**6.7**	**22**	**3.7%**	**21**	**3.5%**	**72**	**43/259**	**76.4**

2010 (5-11)

HEAD COACH KEN WHISENHUNT

Sept. 12	At St. Louis	W	17-13	52,440
Sept. 19	At Atlanta	L	7-41	66,824
Sept. 26	**Oakland**	**W**	**24-23**	**62,439**
Oct. 3	At San Diego	L	10-41	63,189
Oct. 10	**New Orleans**	**W**	**30-20**	**62,621**
Oct. 17	Open Date			
Oct. 24	At Seattle	L	10-22	67,038
Oct. 31	**Tampa Bay**	**L**	**35-38**	**61,857**
Nov. 7	At Minnesota	L	24-27 (OT)	64,120
Nov. 14	**Seattle**	**L**	**18-36**	**61,904**
Nov. 21	At Kansas City	L	13-31	66,247
Nov. 29	**San Francisco**	**L**	**6-27**	**63,208**
Dec. 5	**St. Louis**	**L**	**6-19**	**61,874**
Dec. 12	**Denver**	**W**	**43-13**	**62,223**
Dec. 19	At Carolina	L	12-19	71,849
Dec. 25	**Dalllas**	**W**	**27-26**	**63,971**
Jan. 2	At San Francisco	L	7-38	69,732
			289-434	

Home 4-4 (500,097). Away 1-7 (521,439).

TEAM STATISTICS

	Cards	Opp.
Total First Downs	**241**	**339**
Rushing	67	123
Passing	154	178
Penalty	20	38
3rd Down: Made/Att	58/209	87/233
3rd Down Pct.	27.8%	37.3%
4th Down: Made/Att	7/18	9/17
4th Down Pct.	38.9%	52.9%
Possession Avg.	**26:14**	**33:46**
Total Net Yards	**4309**	**5977**
Avg. Per Game	269.3	373.6
Total Plays	931	1092
Avg. Per Play	4.6	5.5
Net Yards Rushing	**1388**	**2323**
Avg. Per Game	86.8	145.2
Total Rushes	320	526
Net Yards Passing	**2921**	**3654**
Avg. Per Game	182.6	228.4
Sacked/Yards Lost	50/343	33/227
Gross Yards	3264	3881
Att./Completions	561/285	533/324
Completion Pct.	50.8%	60.8%
Had Intercepted	19	17
Punts/Average	**94/43.4**	**64/47.9**
Net Punting Avg.	**36.6**	**41.4**
Penalties/Yards	**108/870**	**108/894**
Fumbles/Ball Lost	**33/16**	**22/13**
Touchdowns	**31**	**45**
Rushing	9	19
Passing	10	22
Returns	12	4

SCORE BY PERIODS

	Q1	Q2	Q3	Q4	OT	Pts
Team	53	98	44	94	0	289
Opponents	87	149	102	93	3	434

SCORING

	TD	Ru	Pa	Rt	PAT	FG	2Pt	Pts
Feely	1	1	0	0	29/29	24/27	0	107
Fitzgerald	6	0	6	0	0/0	0/0	1	38
Hightower	5	5	0	0	0/0	0/0	0	30
S-Howling	3	1	0	2	0/0	0/0	0	18
Wells	2	2	0	0	0/0	0/0	0	12
Roberts	2	0	2	0	0/0	0/0	0	12
R-Cromartie	2	0	0	2	0/0	0/0	0	12
Rhodes	2	0	0	2	0/0	0/0	0	12
Breaston	2	0	1	1	0/0	0/0	0	12
Adams	1	0	0	1	0/0	0/0	0	6
L.Brown	1	0	0	1	0/0	0/0	0	6
Dockett	1	0	0	1	0/0	0/0	0	6
Hayes	1	0	0	1	0/0	0/0	0	6
Doucet	1	0	1	0	0/0	0/0	0	6
Toler	1	0	0	1	0/0	0/0	0	6
Team	**31**	**9**	**10**	**12**	**29/29**	**24/27**	**1**	**289**
Opponents	**45**	**19**	**22**	**4**	**44/44**	**40/51**	**0**	**434**

2-Pt. Conversions: Team 1/ 2, Opponents 0/ 0

SACKS

C.Campbell 6.0, J.Porter 5.0, C.Haggans 5.0, D.Dockett 5.0, O.Schofield 2.0, P.Lenon 2.0, A.Branch 2.0, A.Wilson 2.0, W.Davis 1.0, G.Toler 1.0, D.Washington 1.0, K.Rhodes 1.0.
Team 33.0, Opponents 50.0

RUSHING

	No.	Yds	Avg	Long	TD
Hightower	153	736	4.8	80t	5
Wells	116	397	3.4	24	2
S-Howling	23	113	4.9	30t	1
Skelton	10	49	4.9	16	0
Breaston	3	35	11.7	17	0
Wright	6	28	4.7	10	0
Anderson	5	25	5.0	11	0
Doucet	2	5	2.5	3	0
Feely	1	5	5.0	5t	1
Hall	1	-5	-5.0	-5	0
Team	**320**	**1388**	**4.3**	**80t**	**9**
Opponents	**526**	**2323**	**4.4**	**48**	**19**

RECEIVING

	No.	Yds	Avg	Long	TD
Fitzgerald	90	1137	12.6	41	6
Breaston	47	718	15.3	37	1
Doucet	26	291	11.2	36	1
Roberts	24	307	12.8	74t	2
Hightower	21	136	6.5	20	0
S-Howling	16	111	6.9	13	0
Patrick	15	123	8.2	21	0
Komar	12	117	9.8	20	0
S.Williams	9	101	11.2	17	0
Wright	8	42	5.3	9	0
Spach	7	40	5.7	14	0
Wells	5	74	14.8	43	0
Dray	3	47	15.7	24	0
Maui'a	2	20	10.0	10	0
Johnson	0	0	0	0	0
Team	**285**	**3264**	**11.5**	**74t**	**10**
Opponents	**324**	**3881**	**12.0**	**70**	**22**

INTERCEPTIONS

	No.	Yds	Avg	Long	TD
Rhodes	4	174	43.5	66	0
R-Cromartie	3	86	28.7	32t	2
Toler	2	66	33.0	66t	1
Adams	2	36	18.0	36	0
Lenon	2	12	6.0	10	0
Wilson	2	4	2.0	4	0
Washington	1	39	39.0	39	0
Johnson	1	7	7.0	7	0
Team	**17**	**424**	**24.9**	**66t**	**3**
Opponents	**19**	**389**	**20.5**	**62t**	**4**

PUNT RETURNS

	Ret	FC	Yds	Avg	Long	TD
Roberts	35	8	263	7.5	25	0
Komar	5	0	31	6.2	9	0
Ware	1	0	0	0.0	0	0
R-Cromartie	1	0	0	0.0	0	0
Team	**42**	**8**	**294**	**7.0**	**25**	**0**
Opponents	**35**	**20**	**458**	**13.1**	**48**	**0**

KICKOFF RETURNS

	No.	Yds	Avg	Long	TD
S-Howling	57	1548	27.2	102t	2
Roberts	14	326	23.3	47	0
Breaston	7	162	23.1	27	0
Spach	2	26	13.0	15	0
Wright	2	8	4.0	8	0
S.Williams	1	14	14.0	14	0
Obiozor	1	0	0.0	0	0
Team	**84**	**2084**	**24.8**	**102t**	**2**
Opponents	**51**	**1234**	**24.2**	**51**	**0**

PUNTING

	No	Yds	Avg	Net	TB	In	Lg	B
Graham	94	4080	43.4	36.6	9	29	65	0
Team	**94**	**4080**	**43.4**	**36.6**	**9**	**29**	**65**	**0**
Opponents	**64**	**3064**	**47.9**	**41.4**	**6**	**21**	**67**	**0**

FIELD GOALS

	1-19	20-29	30-39	40-49	50+
Feely	0/ 0	8/ 8	6/ 6	8/ 10	2/ 3
Team	**0/ 0**	**8/ 8**	**6/ 6**	**8/ 10**	**2/ 3**
Opponents	**2/ 2**	**17/ 19**	**10/ 14**	**7/ 10**	**4/ 6**

USUAL STARTING LINEUP

Offense	Defense
WR . . .Larry Fitzgerald	**DE** . . . .Calais Campbell
LT. . . . . .Levi Brown	**NT** . . . .Bryan Robinson
LG . . . . . Alan Faneca	**DT** . . . .Darnell Dockett
C . . . . . Lyle Sendlein	**ROLB** . . . . .Joey Porter
RG . . . . . Deuce Lutui	**ILB**. . . . . Paris Lenon
RT . . .Brandon Keith/ Jeremy Bridges	**ILB**. . Daryl Washington
	LOLB . . .Clark Haggans
TE . . . Stephen Spach	**RCB** . . . . . Greg Toler
WR. . . Steve Breaston	**LCB** . . D. Rodgers-Cromartie
QB . . .Derek Anderson	**SS**. . . . . Adrian Wilson
FB . . . Reagan Maui'a	**FS**. . . . . .Kerry Rhodes
RB . . . Tim Hightower	

NOTES

The Cardinals totaled 12 return TDs to lead the NFL, which also marked the second highest single season total in league history (Seattle, 13, 1998) ... their seven fumble recovery TDs established an NFL record ... fourth-year head coach **Ken Whisenhunt** became first head coach in franchise history to have a .500 or better record at home in first four seasons ... reached 36 victories as head coach, the third-highest total in franchise history behind Jim Hanifan (39) and Don Coryell (42) ... **Larry Fitzgerald** reached 613 career catches and passed Anquan Boldin (586) to become the franchise's all-time leader in receptions ... earned fifth career Pro Bowl selection (fourth in a row) and became first player in NFL history to have 90+ receptions five times in first seven seasons and just one of five players to do it in four consecutive seasons ... became youngest player to reach 600 career receptions and first player in franchise history with four consecutive 1,000 yard receiving seasons ... **Jay Feely** scored 25 points against Denver, the second highest point total in NFL history by a kicker (Rob Bironas, 26) and scored a TD on a five-yard run on a fake field goal ... **Darnell Dockett** selected to third career Pro Bowl after collecting five sacks and three fumble recoveries ... **Adrian Wilson** had a career high 118 tackles in 10th season and earned fourth Pro Bowl selection ... **LaRod Stephens-Howling** led the NFL with 1,548 kickoff return yards despite missing three games due to injury and his 27.2 yard avg. was fourth best in league ... **Russ Grimm**, the Cardinals assistant head coach, was inducted in the Pro Football Hall of Fame prior to the season ... **Max Hall** and **John Skelton** start at QB for the Cardinals, the first time in the NFL since 1994 that a team had two different rookie QBs start a game in a single season ... for the fifth season in a row, the team sold out every home game, marking 53 consecutive sellouts since the team began play at State Farm Stadium in 2006.

FINAL NFC WEST STANDINGS

Team	W	L	T	Pct.	Pts.	OP
Seattle	7	9	0	.438	310	407
St. Louis	7	9	0	.438	289	328
San Francisco	6	10	0	.375	305	346
Arizona	5	11	0	.313	289	434

PASSING

	Att	Cmp	Yds	Cmp%	Yds/Att	TD	TD%	Int	Int%	Long	Sack/Lost	Rating
Anderson	327	169	2065	51.7%	6.3	7	2.1%	10	3.1%	43	25/176	65.9
Skelton	126	60	662	47.6%	5.3	2	1.6%	2	1.6%	74t	9/65	62.3
Hall	78	39	370	50.0%	4.7	1	1.3%	6	7.7%	26	14/90	35.7
Bartel	28	16	150	57.1%	5.4	0	0.0%	1	3.6%	31	2/12	57.1
Breaston	2	1	17	50.0%	8.5	0	0.0%	0	0.0%	17	0/0	79.2
Team	**561**	**285**	**3264**	**50.8%**	**5.8**	**10**	**1.8%**	**19**	**3.4%**	**74t**	**50/343**	**60.5**
Opponents	**533**	**324**	**3881**	**60.8%**	**7.3**	**22**	**4.1%**	**17**	**3.2%**	**70**	**33/227**	**83.5**

2011 (8-8)

HEAD COACH KEN WHISENHUNT

Sept. 11	**Carolina**	**W**	**28-21**	**60,627**
Sept. 18	At Washington	L	21-22	76,330
Sept. 25	At Seattle	L	10-13	66,199
Oct. 2	**NY Giants**	**L**	**27-31**	**60,496**
Oct. 9	At Minnesota	L	10-34	62,479
Oct. 16	**Open Date**			
Oct. 23	**Pittsburgh**	**L**	**20-32**	**62,475**
Oct. 30	At Baltimore	L	27-30	71,022
Nov. 6	**St. Louis**	**W**	**19-13 (OT)**	**60,628**
Nov. 13	At Philadelphia	W	21-17	69,144
Nov. 20	At San Francisco	L	7-23	69,732
Nov. 27	At St. Louis	W	23-20	56,029
Dec. 4	**Dallas**	**W**	**19-13 (OT)**	**62,180**
Dec. 11	**San Francisco**	**W**	**21-19**	**60,808**
Dec. 18	**Cleveland**	**W**	**20-17 (OT)**	**60,443**
Dec. 24	At Cincinnati	L	16-23	41,273
Jan. 1	**Seattle**	**W**	**23-20 (OT)**	**61,798**
			312-348	

Home 6-2 (489,455). Away 2-6 (512,208).

TEAM STATISTICS

	Cards	Opp.
Total First Downs	**286**	**333**
Rushing	83	118
Passing	175	174
Penalty	28	41
3rd Down: Made/Att	66/205	71/226
3rd Down Pct.	32.2%	31.4%
4th Down: Made/Att	9/15	4/8
4th Down Pct.	60.0%	50.0%
Possession Avg.	**28:11**	**31:49**
Total Net Yards	**5192**	**5682**
Avg. Per Game	324.5	355.1
Total Plays	993	1095
Avg. Per Play	5.2	5.2
Net Yards Rushing	**1625**	**1986**
Avg. Per Game	101.6	124.1
Total Rushes	389	475
Net Yards Passing	**3567**	**3696**
Avg. Per Game	222.9	231.0
Sacked/Yards Lost	54/387	42/304
Gross Yards	3954	4000
Att./Completions	550/307	578/340
Completion Pct.	55.8%	58.8%
Had Intercepted	23	10
Punts/Average	**92/45.0**	**92/44.4**
Net Punting Avg.	**37.3**	**36.2**
Penalties/Yards	**106/1004**	**122/950**
Fumbles/Ball Lost	**24/9**	**15/9**
Touchdowns	**37**	**34**
Rushing	12	15
Passing	21	17
Returns	4	2

SCORE BY PERIODS

	Q1	Q2	Q3	Q4	OT	Pts
Team	36	68	79	111	18	312
Opponents	81	107	85	75	0	348

SCORING

	TD	Ru	Pa	Rt	PAT	FG	2Pt	Pts
Feely	0	0	0	0	33/33	19/24	0	90
Wells	10	10	0	0	0/0	0/0	0	60
Fitzgerald	8	0	8	0	0/0	0/0	0	48
Doucet	5	0	5	0	0/0	0/0	0	30
Peterson	4	0	0	4	0/0	0/0	0	24
King	3	0	3	0	0/0	0/0	0	18
S-Howling	2	0	2	0	0/0	0/0	0	12
Roberts	2	0	2	0	0/0	0/0	0	12
Smith	1	1	0	0	0/0	0/0	0	6
Heap	1	0	1	0	0/0	0/0	0	6
Taylor	1	1	0	0	0/0	0/0	0	6
Team	**37**	**12**	**21**	**4**	**33/33**	**19/24**	**0**	**312**
Opponents	**34**	**15**	**17**	**2**	**33/33**	**35/48**	**0**	**348**

2-Pt. Conversions: Team 0/ 2, Opponents 0/ 1

SACKS

Campbell 8.0, Acho 7.0, Washington 5.0, Schofield 4.5, Dockett 3.5, Haggans 3.0, Lenon 3.0, Rhodes 2.0, Marshall 2.0, Carter 1.0, Porter 1.0, Eason 1.0, Peterson 1.0. **Team 42.0, Opponents 54.0**

RUSHING

	No.	Yds	Avg	Long	TD
Wells	245	1047	4.3	71	10
S-Howling	43	167	3.9	39	0
Skelton	28	128	4.6	14	0
Smith	30	102	3.4	12	1
Taylor	20	77	3.9	34	1
Kolb	17	65	3.8	17	0
Roberts	3	27	9.0	12	0
Bartel	1	9	9.0	9	0
Sherman	1	3	3.0	3	0
Peterson	1	0	0.0	0	0
Team	**389**	**1625**	**4.2**	**71**	**12**
Opponents	**475**	**1986**	**4.2**	**48t**	**15**

RECEIVING

	No.	Yds	Avg	Long	TD
Fitzgerald	80	1411	17.6	73t	8
Doucet	54	689	12.8	70t	5
Roberts	51	586	11.5	45	2
King	27	271	10.0	48t	3
Heap	24	283	11.8	28	1
Taylor	14	91	6.5	17	0
S-Howling	13	234	18.0	73t	2
Housler	12	133	11.1	21	0
Wells	10	52	5.2	10	0
Sherman	8	72	9.0	19	0
Stuckey	4	39	9.8	12	0
Sampson	3	36	12.0	15	0
Smith	3	21	7.0	13	0
Dray	2	25	12.5	20	0
Maui'a	1	12	12.0	12	0
Peterson	1	-1	-1.0	-1	0
Team	**307**	**3954**	**12.9**	**73t**	**21**
Opponents	**340**	**4000**	**11.8**	**95t**	**17**

INTERCEPTIONS

	No.	Yds	Avg	Long	TD
Marshall	3	83	27.7	49	0
Washington	2	16	8.0	16	0
Peterson	2	1	0.5	1	0
Wilson	1	17	17.0	17	0
Campbell	1	0	0.0	0	0
Jefferson	1	0	0.0	0	0
Team	**10**	**117**	**11.7**	**49**	**0**
Opponents	**23**	**296**	**12.9**	**52**	**1**

PUNT RETURNS

	Ret	FC	Yds	Avg	Long	TD
Peterson	44	22	699	15.9	99t	4
Roberts	2	0	-3	-1.5	-1	0
Team	**46**	**22**	**696**	**15.1**	**99t**	**4**
Opponents	**50**	**20**	**610**	**12.2**	**88t**	**1**

KICKOFF RETURNS

	No.	Yds	Avg	Long	TD
S-Howling	36	857	23.8	37	0
Jefferson	14	356	25.4	51	0
Roberts	2	33	16.5	21	0
Team	**52**	**1246**	**24.0**	**51**	**0**
Opponents	**52**	**1300**	**25.0**	**69**	**0**

PUNTING

	No	Yds	Avg	Net	TB	In	Lg	B
Zastudil	87	3929	45.2	37.5	5	24	66	0
Graham	5	212	42.4	33.4	0	2	55	0
Team	**92**	**4141**	**45.0**	**37.3**	**5**	**26**	**66**	**0**
Opponents	**92**	**4087**	**44.4**	**36.2**	**3**	**39**	**66**	**0**

FIELD GOALS

	1-19	20-29	30-39	40-49	50+
Feely	0/0	9/9	4/6	5/7	1/2
Team	**0/0**	**9/9**	**4/6**	**5/7**	**1/2**
Opponents	**0/0**	**12/13**	**9/12**	**11/17**	**3/6**

USUAL STARTING LINEUP

Offense	Defense
WR . . .Larry Fitzgerald	**DE** . . . .Calais Campbell
LT. . . . . .Levi Brown	**NT** . . . . . .Dan Williams
LG . . . Daryn Colledge	**DT** . . . . Darnell Dockett
C . . . . . Lyle Sendlein	**ROLB** . . . . . .Sam Acho
RG . . . . . Rex Hadnot	**ILB**. . . . . Paris Lenon
RT . . . Brandon Keith	**ILB**. . Daryl Washington
TE . . . . . .Jeff King	**LOLB** . . .Clark Haggans
WR. . . .Andre Roberts	**RCB** . . Patrick Peterson
QB . . . . . Kevin Kolb/ John Skelton	**LCB** . Richard Marshall/ A.J. Jefferson
FB . Anthony Sherman	**SS**. . . . . Adrian Wilson
RB . . . . .Beanie Wells	**FS**. . . . Rashad Johnson

NOTES

After a 1-6 start, the Cardinals finished the season winning seven of their final nine games to finish at 8-8 … they set an NFL record with four overtime victories and had six fourth-quarter comeback victories, one shy of the NFL single-season record (Indianapolis, 7, 2009) … they led the NFL with five blocked FGs in 2011, the third straight season the Cardinals have led the league in that category … fifth-year head coach **Ken Whisenhunt** reached 44 career wins, becoming the franchise's all-time leader in week 15 with a 20-17 OT victory over Cleveland … rookie **Patrick Peterson** tied an NFL single-season record with four punt return TDs and established an NFL rookie record with 699 punt return yards … he became the first player in NFL history with four punt return TDs of 80+ yards in a season, was selected to the Pro Bowl as a kick returner and was the lone rookie to be named to the Associated Press All-Pro first team … **Larry Fitzgerald** became the franchise's all-time leader with 9,615 receiving yards, 73 receiving TDs and 32 100-yard receiving games … he earned his sixth career Pro Bowl selection (fifth in a row) and became just the fourth player in NFL history to record at least 1,400 yards receiving four times in their career … **Beanie Wells** became the first player in franchise history to rush for more than 1,000 yards and 10 TDs in a single season … established a franchise single-game record with 228 rushing yards in week 12 at St. Louis … **Adrian Wilson** earned his fifth career Pro Bowl selection (fourth in a row) after starting all 16 games and recording a career-high 16 passes defensed … **Calais Campbell** had a team-high eight sacks and tied for the NFL lead with three blocked FGs … **Daryl Washington** led the team with a career-high 111 tackles and was one of five players in the NFL with at least five sacks and two INTs in 2011 … **John Skelton** had a 5-2 record as a starter (6-2 when appearing in a game) while filling in for injured starter **Kevin Kolb** … for the sixth consecutive season, the team sold out every home game, bringing the streak to 63 consecutive sellouts dating back to 2006.

FINAL NFC WEST STANDINGS

Team	W	L	T	Pct.	Pts.	OP
San Francisco	13	3	0	.813	380	229
Arizona	8	8	0	.500	312	348
Seattle	7	9	0	.438	321	315
St. Louis	2	14	0	.125	193	407

PASSING

	Att	Cmp	Yds	Cmp%	Yds/Att	TD	TD%	Int	Int%	Long	Sack/Lost	Rating
K.Kolb	253	146	1955	57.7%	7.7	9	3.6%	8	3.2%	73t	30/219	81.0
J.Skelton	275	151	1913	54.9%	7.0	11	4.0%	14	5.1%	60t	23/162	68.9
R.Bartel	22	10	86	45.5%	3.9	1	4.5%	1	4.5%	23t	1/6	52.5
Team	**550**	**307**	**3954**	**55.8%**	**7.2**	**21**	**3.8%**	**23**	**4.2%**	**73t**	**54/387**	**73.9**
Opponents	**578**	**340**	**4000**	**58.8%**	**6.9**	**17**	**2.9%**	**10**	**1.7%**	**95t**	**42/304**	**82.5**

2012 (5-11)

HEAD COACH KEN WHISENHUNT

Sept. 9	**Seattle**	**W**	**20-16**	**60,032**
Sept. 16	At New England	W	20-18	68,756
Sept. 23	**Philadelphia**	**W**	**27-6**	**60,436**
Sept. 30	**Miami**	**W**	**24-21 (OT)**	**60,183**
Oct. 4	At St. Louis	L	3-17	54,653
Oct. 14	**Buffalo**	**L**	**16-19 (OT)**	**60,385**
Oct. 21	At Minnesota	L	14-21	61,068
Oct. 29	**San Francisco**	**L**	**3-24**	**62,810**
Nov. 4	At Green Bay	L	17-31	70,504
Nov. 11	Open Date			
Nov. 18	At Atlanta	L	19-23	69,630
Nov. 25	**St. Louis**	**L**	**17-31**	**60,062**
Dec. 2	At NY Jets	L	6-7	79,088
Dec. 9	At Seattle	L	0-58	67,685
Dec. 16	**Detroit**	**W**	**38-10**	**60,483**
Dec. 23	**Chicago**	**L**	**13-28**	**62,734**
Dec. 30	At San Francisco	L	13-27	69,732
			250-357	

Home 4-4 (487,125). Away 1-7 (541,116).

TEAM STATISTICS

	Cards	Opp.
Total First Downs	**246**	**288**
Rushing	58	107
Passing	168	160
Penalty	20	21
3rd Down: Made/Att	58/230	73/222
3rd Down Pct.	25.2%	32.9%
4th Down: Made/Att	10/24	4/9
4th Down Pct.	41.7%	44.4%
Possession Avg.	**29:01**	**30:59**
Total Net Yards	**4209**	**5405**
Avg. Per Game	263.1	337.8
Total Plays	1018	1041
Avg. Per Play	4.1	5.2
Net Yards Rushing	**1204**	**2192**
Avg. Per Game	75.3	137.0
Total Rushes	352	506
Net Yards Passing	**3005**	**3213**
Avg. Per Game	187.8	200.8
Sacked/Yards Lost	58/378	38/228
Gross Yards	3383	3441
Att./Completions	608/337	497/270
Completion Pct.	55.4%	54.3%
Had Intercepted	21	22
Punts/Average	**112/46.5**	**93/44.8**
Net Punting Avg.	**41.4**	**38.8**
Penalties/Yards	**102/857**	**100/810**
Fumbles/Ball Lost	**25/13**	**17/11**
Touchdowns	**25**	**40**
Rushing	10	12
Passing	11	20
Returns	4	8

SCORE BY PERIODS

	Q1	Q2	Q3	Q4	OT	Pts
Team	51	85	36	75	3	250
Opponents	60	136	97	61	3	357

SCORING

	TD	Ru	Pa	Rt	PAT	FG	2Pt	Pts
Feely	0	0	0	0	25/25	25/28	0	100
Wells	5	5	0	0	0/0	0/0	0	30
Roberts	5	0	5	0	0/0	0/0	0	30
Fitzgerald	4	0	4	0	0/0	0/0	0	24
Howling	4	4	0	0	0/0	0/0	0	24
Floyd	2	0	2	0	0/0	0/0	0	12
Sanders	1	0	0	1	0/0	0/0	0	6
Kolb	1	1	0	0	0/0	0/0	0	6
Toler	1	0	0	1	0/0	0/0	0	6
Bethel	1	0	0	1	0/0	0/0	0	6
Johnson	1	0	0	1	0/0	0/0	0	6
Team	**25**	**10**	**11**	**4**	**25/25**	**25/28**	**0**	**250**
Opponents	**40**	**12**	**20**	**8**	**38/38**	**25/35**	**1**	**357**

2-Pt. Conversions: Team 0/ 0, Opponents 1/ 2

SACKS

D.Washington 9.0, C.Campbell 6.5, O.Schofield 4.0, Q.Groves 4.0, S.Acho 4.0, A.Wilson 3.0, P.Lenon 2.0, D.Dockett 1.5, W.Gay 1.0, N.Eason 1.0, K.Rhodes 1.0, R.Talley 1.0. **Team 38.0, Opponents 58.0**

RUSHING

	No.	Yds	Avg	Long	TD
Howling	110	356	3.2	52	4
Wells	88	234	2.7	31t	5
Powell	60	217	3.6	17	0
Williams	58	164	2.8	25	0
Kolb	16	100	6.3	22	1
Johnson	2	64	32.0	40	0
Roberts	4	29	7.3	15	0
Peterson	2	13	6.5	17	0
Doucet	2	9	4.5	6	0
Lindley	4	7	1.8	8	0
Hoyer	1	6	6.0	6	0
Skelton	4	5	1.3	2	0
Feely	1	0	0.0	0	0
Team	**352**	**1204**	**3.4**	**52**	**10**
Opponents	**506**	**2192**	**4.3**	**46**	**12**

RECEIVING

	No.	Yds	Avg	Long	TD
Fitzgerald	71	798	11.2	37t	4
Roberts	64	759	11.9	46t	5
Floyd	45	562	12.5	53	2
Housler	45	417	9.3	33	0
Doucet	28	207	7.4	18	0
Powell	19	132	6.9	25	0
King	17	129	7.6	27	0
Howling	17	106	6.2	24	0
Heap	8	94	11.8	28	0
Williams	7	44	6.3	12	0
Sherman	5	39	7.8	19	0
Peterson	3	11	3.7	7	0
Smith	2	21	10.5	13	0
Dray	2	15	7.5	12	0
Wells	1	24	24.0	24	0
Kelemete	1	10	10.0	10	0
Byrd	1	8	8.0	8	0
Maui'a	1	7	7.0	7	0
Team	**337**	**3383**	**10.0**	**53**	**11**
Opponents	**270**	**3441**	**12.7**	**80t**	**20**

INTERCEPTIONS

	No.	Yds	Avg	Long	TD
Peterson	7	64	9.1	31	0
Rhodes	4	39	9.8	30	0
Toler	2	102	51.0	102t	1
Johnson	2	87	43.5	53t	1
Gay	2	7	3.5	6	0
Acho	2	2	1.0	2	0
Washington	1	7	7.0	7	0
Lenon	1	0	0.0	0	0
Wilson	1	-2	-2.0	-2	0
Team	**22**	**306**	**13.9**	**102t**	**2**
Opponents	**21**	**379**	**18.0**	**45**	**5**

PUNT RETURNS

	Ret	FC	Yds	Avg	Long	TD
Peterson	51	14	426	8.4	26	0
Roberts	3	0	15	5.0	10	0
Team	**54**	**14**	**441**	**8.2**	**26**	**0**
Opponents	**48**	**36**	**415**	**8.6**	**52**	**0**

KICKOFF RETURNS

	No.	Yds	Avg	Long	TD
Powell	21	507	24.1	65	0
Howling	18	405	22.5	38	0
Doucet	1	18	18.0	18	0
Team	**40**	**930**	**23.3**	**65**	**0**
Opponents	**32**	**846**	**26.4**	**83**	**0**

PUNTING

	No	Yds	Avg	Net	TB	In	Lg	B
Zastudil	112	5209	46.5	41.4	8	46	70	0
Team	**112**	**5209**	**46.5**	**41.4**	**8**	**46**	**70**	**0**
Opponents	**92**	**4166**	**44.8**	**39.2**	**4**	**30**	**68**	**1**

FIELD GOALS

	1-19	20-29	30-39	40-49	50+
J.Feely	0/ 0	6/ 6	9/ 10	8/ 10	2/ 2
Team	**0/ 0**	**6/ 6**	**9/ 10**	**8/ 10**	**2/ 2**
Opponents	**1/ 1**	**6/ 7**	**7/ 8**	**7/ 12**	**4/ 7**

USUAL STARTING LINEUP

Offense	Defense
WR . . .Larry Fitzgerald	**DE** . . . .Calais Campbell
LT. . . . . Nate Potter	**NT** . . . . . .Dan Williams
LG . . . Daryn Colledge	**DT** . . . . .Darnell Dockett
C . . . . . Lyle Sendlein	**ROLB** . . . . . .Sam Acho
RG . . . . Adam Snyder	**ILB**. . . . . Paris Lenon
RT . . . . Bobby Massie	**ILB**. . Daryl Washington
TE . . . . . .Jeff King	**LOLB** .O'Brien Schofield
WR. . . .Andre Roberts	**RCB** . . Patrick Peterson
QB . . . . . Kevin Kolb	**LCB** . . . . . William Gay
FB . Anthony Sherman	**SS**. . . . . Adrian Wilson
RB . . . . .Beanie Wells	**FS**. . . . . .Kerry Rhodes

NOTES

After starting the season 4-0 for the first time since 1974, the Cardinals endured a nine-game winless streak and finished the season 5-11 ... the offense was derailed by mounting injuries, with 17 different players on that side of the ball combining to miss 103 total games (9 on injured reserve) ... in Week 4 vs. Miami, the Cardinals earned their 500th all-time regular season win, becoming the ninth team in NFL history to reach 500 victories ... the Cardinals posted the NFL's 5th ranked pass defense and finished second in the NFL with 22 INTs ... **Larry Fitzgerald** became the youngest player in NFL history to reach 700 career receptions (29 years, 23 days) ... earned his seventh trip to the Pro Bowl, the most by any offensive player in franchise history ... **Adrian Wilson** became just the sixth player in NFL history to record at least 25 sacks and 25 INTs in their career .... **Patrick Peterson** finished fourth in the NFL with seven INTs and was named to the 2013 NFC Pro Bowl squad at CB, his second career Pro Bowl berth ... **Daryl Washington** became the first Cardinals LB named to the Pro Bowl since Seth Joyner in 1994 after leading the team with 140 tackles ... his nine sacks were the most for an NFL ILB since Bart Scott posted 9.5 sacks in 2006 for the Ravens... **Dave Zastudil** established an NFL single-season record with 46 punts inside the 20-yard line in 2012 ... **Calais Campbell** posted his third straight season with at least 60 tackles and six sacks despite missing three games with a calf injury ... **Jay Feely** totaled 100 points for the season, his eighth career 1,000-point campaign and fourth in the last five years ... for the seventh consecutive season, the team sold out every home game, bringing the streak to 73 consecutive sellouts dating back to 2006.

FINAL NFC WEST STANDINGS

Team	W	L	T	Pct.	Pts.	OP
San Francisco	11	4	1	.719	397	273
Seattle	11	5	0	.688	412	245
St. Louis	7	8	1	.469	299	348
Arizona	5	11	0	.313	250	357

PASSING

	Att	Cmp	Yds	Cmp%	Yds/Att	TD	TD%	Int	Int%	Long	Sack/Lost	Rating
K.Kolb	183	109	1169	59.6%	6.4	8	4.4%	3	1.6%	46t	27/159	86.1
J.Skelton	201	109	1132	54.2%	5.6	2	1.0%	9	4.5%	40	15/98	55.4
R.Lindley	171	89	752	52.0%	4.4	0	0.0%	7	4.1%	28	12/91	46.7
B.Hoyer	53	30	330	56.6%	6.2	1	1.9%	2	3.8%	53	4/30	65.8
Team	**608**	**337**	**3383**	**55.4%**	**5.6**	**11**	**1.8%**	**21**	**3.5%**	**53**	**58/378**	**63.1**
Opponents	**497**	**270**	**3441**	**54.3%**	**6.9**	**20**	**4.0%**	**22**	**4.4%**	**80t**	**38/228**	**71.2**

2013 (10-6)

HEAD COACH BRUCE ARIANS

Sept. 8	At St. Louis	L	24-27	55,279
Sept. 15	**Detroit**	**W**	**25-21**	**60,034**
Sept. 22	At New Orleans	L	7-31	73,057
Sept. 29	At Tampa Bay	W	13-10	44,956
Oct. 6	**Carolina**	**W**	**22-6**	**60,426**
Oct. 13	At San Francisco	L	20-32	69,732
Oct. 17	**Seattle**	**L**	**22-34**	**61,200**
Oct. 27	**Atlanta**	**W**	**27-13**	**60,671**
Nov. 3	Open Date			
Nov. 10	**Houston**	**W**	**27-24**	**60,845**
Nov. 17	At Jacksonville	W	27-14	59,862
Nov. 24	**Indianapolis**	**W**	**40-11**	**60,882**
Dec. 1	At Philadelphia	L	21-24	69,144
Dec. 8	**St. Louis**	**W**	**30-10**	**60,643**
Dec. 15	At Tennessee	W	37-34 (OT)	69,143
Dec. 22	At Seattle	W	17-10	68,266
Dec. 29	**San Francisco**	**L**	**20-23**	**63,570**
			379-324	

Home 6-2 (488,271). Away 4-4 (509,439).

TEAM STATISTICS

	Cards	Opp.
Total First Downs	**329**	**309**
Rushing	84	68
Passing	205	208
Penalty	40	33
3rd Down: Made/Att	9374/210	78/221
3rd Down Pct.	35.2%	35.3%
4th Down: Made/Att	5/9	6/16
4th Down Pct.	55.6%	37.5%
Possession Avg.	**30:51**	**29:09**
Total Net Yards	**5542**	**5079**
Avg. Per Game	346.4	317.4
Total Plays	1037	1042
Avg. Per Play	5.3	4.9
Net Yards Rushing	**1540**	**1351**
Avg. Per Game	96.3	84.4
Total Rushes	422	370
Net Yards Passing	**4002**	**3728**
Avg. Per Game	250.1	233.0
Sacked/Yards Lost	41/289	47/337
Gross Yards	4291	4065
Att./Completions	574/363	625/367
Completion Pct.	63.2%	58.7%
Had Intercepted	22	20
Punts/Average	**78/45.7**	**88/46.4**
Net Punting Avg.	**40.1**	**42.3**
Penalties/Yards	**97/744**	**111/960**
Fumbles/Ball Lost	**29/9**	**20/10**
Touchdowns	**41**	**35**
Rushing	12	5
Passing	24	29
Returns	5	1

SCORE BY PERIODS

	Q1	Q2	Q3	Q4	OT	Pts
Team	49	122	93	112	3	379
Opponents	94	89	41	100	0	324

SCORING

	TD	Ru	Pa	Rt	PAT	FG	2Pt	Pts
Feely	0	0	0	0	37/37	30/36	0	127
Fitzgerald	10	0	10	0	0/0	0/0	0	60
Mendenhall	8	8	0	0	0/0	0/0	1	50
Floyd	5	0	5	0	0/0	0/0	0	30
Ellington	4	3	1	0	0/0	0/0	0	24
Roberts	2	0	2	0	0/0	0/0	0	12
Dray	2	0	2	0	0/0	0/0	0	12
Dansby	2	0	0	2	0/0	0/0	0	12
Ballard	2	0	2	0	0/0	0/0	0	12
Smith	1	1	0	0	0/0	0/0	0	6
Shaughnessy	1	0	0	1	0/0	0/0	0	6
Cason	1	0	0	1	0/0	0/0	0	6
Williams	1	0	0	1	0/0	0/0	0	6
Housler	1	0	1	0	0/0	0/0	0	6
Brown	1	0	1	0	0/0	0/0	0	6
Campbell	0	0	0	0	0/0	0/0	0	2
Abraham	0	0	0	0	0/0	0/0	0	2
Team	**41**	**12**	**24**	**5**	**37/37**	**30/36**	**1**	**379**
Opponents	**35**	**5**	**29**	**1**	**33/33**	**25/32**	**2**	**324**

2-Pt. Conversions: Team 1/ 4, Opponents 2/ 2

SACKS

Abraham 11.5, Campbell 9.0, Dansby 6.5, Dockett 4.5, Shaughnessy 3.0, Washington 3.0, Benard 2.5, Williams 1.0, Bell 1.0, Rucker 1.0, Mathieu 1.0, Moch 1.0, Acho 1.0, Arenas 1.0. **Team 47.0, Opponent 41.0**

RUSHING

	No.	Yds	Avg	Long	TD
Mendenhall	217	687	3.2	28	8
Ellington	118	652	5.5	80t	3
S. Taylor	36	115	3.2	15	0
Smith	18	54	3.0	21	1
Peterson	4	21	5.3	12	0
Fitzgerald	2	8	4.0	4	0
Palmer	27	3	0.1	10	0
Team	**422**	**1540**	**3.6**	**80t**	**12**
Opponents	**370**	**1351**	**3.7**	**56**	**5**

RECEIVING

	No.	Yds	Avg	Long	TD
Fitzgerald	82	954	11.6	75t	10
Floyd	65	1041	16.0	91t	5
Roberts	43	471	11.0	34t	2
Housler	39	454	11.6	31	1
Ellington	39	371	9.5	38	1
Dray	26	215	8.3	18	2
Mendenhall	18	134	7.4	24	0
Brown	11	140	12.7	32	1
Smith	10	68	6.8	10	0
S. Taylor	8	71	8.9	29	0
Ballard	7	75	10.7	29	2
Peterson	6	54	9.0	19	0
Golden	4	136	34.0	63	0
K. Taylor	3	40	13.3	17	0
Williams	1	51	51.0	51	0
Sperry	1	16	16.0	16	0
Team	**363**	**4291**	**11.8**	**91t**	**24**
Opponents	**367**	**4065**	**11.1**	**72t**	**29**

INTERCEPTIONS

	No.	Yds	Avg	Long	TD
Dansby	4	48	12.0	23t	0
Peterson	3	59	19.7	43	0
Johnson	3	35	11.7	18	1
Washington	2	49	24.5	41	1
Cason	2	36	18.0	20t	0
Mathieu	2	7	3.5	7	0
Bell	2	6	3.0	6	0
Powers	1	9	9.0	9	0
Williams	1	2	2.0	2t	0
Team	**20**	**251**	**12.6**	**43**	**4**
Opponents	**22**	**399**	**18.1**	**66t**	**1**

PUNT RETURNS

	Ret	FC	Yds	Avg	Long	TD
Peterson	33	22	198	6.0	22	0
Arenas	1	0	0	0.0	0	0
Mathieu	0	1	0	0.0	0	0
Team	**34**	**23**	**198**	**5.8**	**22**	**0**
Opponents	**36**	**20**	**321**	**8.9**	**29**	**0**

KICKOFF RETURNS

	No.	Yds	Avg	Long	TD
Arenas	23	493	21.4	46	0
Mathieu	2	8	4.0	13	0
Ellington	1	21	21.0	21	0
Peterson	1	18	18.0	18	0
Team	**27**	**540**	**20.0**	**46**	**0**
Opponents	**54**	**1298**	**24.0**	**59**	**0**

PUNTING

	No	Yds	Avg	Net	TB	In	Lg	B
Zastudil	78	3566	45.7	40.1	6	35	60	0
Team	78	3566	45.7	40.1	6	35	60	0
Opponents	**88**	**4084**	**46.4**	**42.3**	**8**	**33**	**69**	**0**

FIELD GOALS

	1-19	20-29	30-39	40-49	50+
J.Feely	0/ 0	9/ 11	7/ 8	11/ 12	3/ 5
Team	0/ 0	9/ 11	7/ 8	11/ 12	3/ 5
Opponents	**0/ 0**	**8/ 10**	**6/ 6**	**7/ 10**	**4/ 6**

USUAL STARTING LINEUP

Offense	Defense
WR . . . Larry Fitzgerald	**DE** . . . . Calais Campbell
LT. . . . Bradley Sowell	**NT** . . . . . .Dan Williams
LG . . . Daryn Colledge	**DT** . . . . Darnell Dockett
C . . . . . Lyle Sendlein	**WLB** . . . .John Abraham
RG . . . . .Paul Fanaika	**ILB**. . . . . Karlos Dansby
RT . . . . .Eric Winston	**ILB**. . Daryl Washington
WR. . . . Michael Floyd	**SLB**. . Matt Shaughnessy
TE . . . . . Jim Dray	**RCB** . . Patrick Peterson
TE . . . . . Rob Housler	**LCB** . . . Jerraud Powers
QB . . . .Carson Palmer	**SS**. . . . . Yeremiah Bell
RB. . . Rashard Mendenhall	**FS**. . . . . Tyrann Mathieu

NOTES

The Cardinals won 7 of their final 9 games to finish 10-6, the seventh 10-win season in franchise history and first since 2009 ... head coach **Bruce Arians** joined Norm Barry (11, 1925) as the only coaches in team history to win 10+ games in his first season with the team ... **Carson Palmer** became the first QB in NFL history to throw for 4,000+ yards with three different teams as he passed for a career-high 4,274 yards ... **Larry Fitzgerald** became the youngest player in NFL history to reach 11,000 career receiving yards (30 years, 85 days) and was selected to his eighth career Pro Bowl (seventh consecutive), tying Hall of Fame safety Larry Wilson for the most selections in team history ... **Michael Floyd** led the team with 1,041 receiving yards, becoming the 12th player in franchise history to record 1,000 receiving yards in a season ... **Andre Ellington** totaled 1,023 yards from scrimmage (652 rushing, 371 receiving) and led all NFL players (min. 100 attempts) with a 5.53 yards per carry average ... **Karlos Dansby** earned second-team All-Pro honors after leading the team with a career-high 135 tackles and four INTs ... **John Abraham** led the Cardinals with 11.5 sacks (franchise record for an LB) to move into ninth place in NFL history with 133.5 career sacks and was selected to his fifth career Pro Bowl ... **Patrick Peterson** was voted to his third straight Pro Bowl and named first-team All-Pro at CB ... **Calais Campbell** had a career-high 9.0 sacks and became the first Cardinal ever with 50+ tackles and 6.0+ sacks in five different seasons ... **Tyrann Mathieu** was NFL Defensive Rookie of the Month for October after totaling 21 tackles, two tackles for loss, a sack and an INT ... **Justin Bethel** earned first career Pro Bowl selection as special teamer after posting team-high 21 special teams tackles, two blocked FGs and a fumble recovery ... for the eighth consecutive season, the team sold out every home game, bringing the streak to 83 consecutive sellouts dating back to 2006 ... surpassed 5 million mark in total attendance at State Farm Stadium.

FINAL NFC WEST STANDINGS

Team	W	L	T	Pct.	Pts.	OP
Seattle	13	3	0	.813	417	231
San Francisco	12	4	0	.750	406	272
Arizona	10	6	0	.625	379	324
St. Louis	7	9	0	.438	348	364

PASSING

	Att	Cmp	Yds	Cmp%	Yds/Att	TD	TD%	Int	Int%	Long	Sack/Lost	Rating
C. Palmer	572	362	4274	63.3%	7.5	24	4.2%	22	3.8%	91t	41/289	83.9
P. Peterson	1	1	17	100.0%	17.0	0	0.0%	0	0.0%	17	0/0	118.8
L. Fitzgerald	1	0	0	0.0%	0.0	0	0.0%	0	0.0%	0	0/0	39.6
Team	**574**	**363**	**4291**	**63.2%**	**7.5**	**24**	**4.2%**	**22**	**3.8%**	**91t**	**41/289**	**83.9**
Opponents	**625**	**367**	**4065**	**58.7%**	**6.5**	**29**	**4.6%**	**20**	**3.2%**	**72t**	**47/337**	**80.2**

2014 (11-5)

HEAD COACH BRUCE ARIANS

Sept. 8	**San Diego**	**W**	**18-17**	**61,292**
Sept. 14	At NY Giants	W	25-14	78,344
Sept. 21	**San Francisco**	**W**	**23-14**	**61,572**
Sept. 28	Open Date			
Oct. 5	At Denver	L	20-41	76,895
Oct. 12	**Washington**	**W**	**30-20**	**61,139**
Oct. 19	At Oakland	W	24-13	52,101
Oct. 26	**Philadelphia**	**W**	**24-20**	**61,789**
Nov. 2	At Dallas	W	28-17	85,688
Nov. 9	**St. Louis**	**W**	**31-14**	**61,363**
Nov. 16	**Detroit**	**W**	**14-6**	**62,487**
Nov. 23	At Seattle	L	3-19	68,327
Nov. 30	At Atlanta	L	18-29	69,557
Dec. 7	**Kansas City**	**W**	**17-14**	**62,387**
Dec. 11	At St. Louis	W	12-6	55,880
Dec. 21	**Seattle**	**L**	**6-35**	**63,806**
Dec. 28	At San Francisco	L	17-20	70,699
			310-299	

Home 7-1 (495,835). Away 4-4 (557,491).

NFC Wild Card Game

Jan. 3	At Carolina	L	16-27	61,926

TEAM STATISTICS

	Cards	Opp.
Total First Downs	**302**	**300**
Rushing	67	77
Passing	191	195
Penalty	44	28
3rd Down: Made/Att	90/224	81/215
3rd Down Pct.	40.2%	37.7%
4th Down: Made/Att	3/4	5/13
4th Down Pct.	75.0%	38.5%
Possession Avg.	**29:48**	**30:12**
Total Net Yards	**5116**	**5891**
Avg. Per Game	319.8	368.2
Total Plays	993	1010
Avg. Per Play	5.2	5.8
Net Yards Rushing	**1308**	**1739**
Avg. Per Game	81.8	108.7
Total Rushes	397	396
Net Yards Passing	**3808**	**4152**
Avg. Per Game	238.0	259.5
Sacked/Yards Lost	28/182	35/244
Gross Yards	3990	4396
Att./Completions	568/320	579/365
Completion Pct.	56.3%	63.0%
Had Intercepted	12	18
Punts/Average	**92/41.5**	**78/45.4**
Net Punting Avg.	**37.1**	**39.8**
Penalties/Yards	**91/707**	**130/1192**
Fumbles/Ball Lost	**16/5**	**13/7**
Touchdowns	**32**	**32**
Rushing	6	9
Passing	21	22
Returns	5	1

SCORE BY PERIODS

	Q1	Q2	Q3	Q4	OT	Pts
Team	57	96	55	102	0	310
Opponents	78	100	57	64	0	299

SCORING

	TD	Ru	Pa	Rt	PAT	FG	2Pt	Pts
Catanzaro	0	0	0	0	27/27	29/33	0	114
Floyd	6	0	6	0	0/0	0/0	0	36
Ellington	5	3	2	0	0/0	0/0	0	30
Jo. Brown	5	0	5	0	0/0	0/0	0	30
Taylor	4	1	3	0	0/0	0/0	1	26
Ja. Brown	2	0	2	0	0/0	0/0	0	12
Fitzgerald	2	0	2	0	0/0	0/0	0	12
Johnson	2	0	0	2	0/0	0/0	0	12
Carlson	1	0	1	0	0/0	0/0	1	8
Grice	1	1	0	0	0/0	0/0	0	6
Dwyer	1	1	0	0	0/0	0/0	0	6
Peterson	1	0	0	1	0/0	0/0	0	6
Cromartie	1	0	0	1	0/0	0/0	0	6
Ginn	1	0	0	0	0/0	0/0	0	6
Team	**32**	**6**	**21**	**5**	**27/27**	**29/33**	**2**	**310**
Opponents	**32**	**9**	**22**	**1**	**32/32**	**25/32**	**0**	**299**

2-Pt. Conversions: Team 2/ 5, Opponents 0/ 0

SACKS

Okafor 8.0, Campbell 7.0, Rucker 5.0, Bucannon 2.0, Foote 2.0, Acho 1.0, Benard 1.0, Jefferson 1.0, Johnson 1.0, D.Williams 1.0, Martin 1.0, Powers 1.0, Kelly 1.0, Alexander 1.0, Minter 1.0, P.Peterson 1.0.

Team 35.0, Opponent 28.0

RUSHING

	No.	Yds	Avg	Long	TD
Ellington	201	660	3.3	22	3
K. Williams	53	246	4.6	19	0
Taylor	63	208	3.3	21	1
Stanton	25	63	2.5	13	0
Dwyer	16	51	3.2	20	1
Grice	15	41	2.7	8	1
Palmer	8	25	3.1	12	0
Hughes	7	11	1.6	5	0
Ginn	3	6	2.0	4	0
Floyd	1	2	2.0	2	0
Housler	1	1	1.0	1	0
Team	**397**	**1308**	**3.3**	**22**	**6**
Opponents	**396**	**1739**	**4.4**	**79t**	**9**

RECEIVING

	No.	Yds	Avg	Long	TD
Fitzgerald	63	784	12.4	80t	2
Jo. Brown	48	696	14.5	75t	5
Floyd	47	841	17.9	63	6
Ellington	46	395	8.6	81t	2
Carlson	33	350	10.6	32	1
Ja. Brown	22	229	10.4	26t	2
Ginn	14	190	13.6	27	0
Taylor	11	79	7.2	18	3
Housler	9	129	14.3	27	0
Hughes	8	140	17.5	49	0
Grice	7	29	4.1	15	0
Fells	5	71	14.2	24	0
Niklas	3	38	12.7	17	0
K.Williams	2	11	5.5	6	0
Dwyer	2	8	4.0	5	0
Team	**320**	**3990**	**12.5**	**81t**	**21**
Opponents	**365**	**4396**	**12.0**	**86t**	**22**

INTERCEPTIONS

	No.	Yds	Avg	Long	TD
Johnson	4	146	36.5	88t	2
Cromartie	3	65	21.7	40	0
Peterson	3	30	10.0	30t	1
Powers	3	19	6.3	12	0
Okafor	1	26	26.0	26	0
Campbell	1	23	23.0	23	0
Mathieu	1	9	9.0	9	0
Acho	1	3	3.0	3	0
Foote	1	0	0.0	0	0
Team	**18**	**321**	**17.8**	**88t**	**3**
Opponents	**12**	**272**	**22.7**	**58t**	**1**

PUNT RETURNS

	Ret	FC	Yds	Avg	Long	TD
Ginn	26	24	277	10.7	71t	1
Team	**26**	**24**	**277**	**10.7**	**71t**	**1**
Opponents	**32**	**37**	**284**	**8.9**	**68**	**0**

KICKOFF RETURNS

	No.	Yds	Avg	Long	TD
Ginn	22	417	19.0	43	0
Team	**22**	**417**	**19.0**	**43**	**0**
Opponents	**37**	**967**	**26.1**	**39**	**0**

PUNTING

	No	Yds	Avg	Net	TB	In	Lg	B
Butler	79	3328	42.1	36.8	5	34	67	2
Zastudil	11	487	44.3	39.0	1	1	53	0
Team	**92**	**3815**	**41.5**	**37.1**	**6**	**35**	**67**	**2**
Opponents	**78**	**3544**	**45.4**	**39.8**	**8**	**29**	**62**	**0**

FIELD GOALS

	1-19	20-29	30-39	40-49	50+
Catanzaro	0/0	5/5	12/14	10/11	2/3
Team	**0/0**	**5/5**	**12/14**	**10/11**	**2/3**
Opponents	**1/1**	**10/10**	**3/4**	**5/8**	**6/9**

USUAL STARTING LINEUP

Offense	Defense
WR . . .Larry Fitzgerald	**DE** . . . .Calais Campbell
LT. . . . Jared Veldheer	**NT** . . . . . .Dan Williams
LG . . . . . Ted Larsen	**DT** . . . . . Tommy Kelly
C . . . . . Lyle Sendlein	**WLB** . Matt Shaughnessy
RG . . . . .Paul Fanaika	**ILB**. . . . . .Larry Foote
RT . . . . Bobby Massie	**ILB**. . . . . .Kevin Minter
WR. . . . Michael Floyd	**SLB**. . . . . .Alex Okafor
TE . . . . John Carlson	**RCB** . Antonio Cromartie
TE . . . . . Rob Housler	**LCB** . . Patrick Peterson
QB . . . .Carson Palmer	**SS**. . . . . Tony Jefferson
RB. . . . . Andre Ellington	**FS**. . . . Rashad Johnson

NOTES

The Cardinals posted an 11-5 record, tying the franchise record for wins in a season (1975, '49 and '25) ... earned ninth playoff berth in team history and third in seven seasons ... finished 7-1 at home, the most home wins in a single season since 1925 (11) ... nine come-from-behind wins were the most in a single season in franchise history ... had 21 different players miss a combined 109 games due to injury ... head coach **Bruce Arians** was named AP Coach of the Year for the second time in three years (Colts, 2012) and his 21 wins are the most in franchise history for a coach in his first 32 games with the team ... GM **Steve Keim** was named the Sporting News Executive of the Year after putting together a roster that tied the franchise record for wins in a season (11) ... **Larry Fitzgerald** became the youngest player in NFL history to reach 900 career receptions (31 years, 102 days) ... **Carson Palmer** won all six of his starts before suffering a season-ending knee injury ... **Drew Stanton** posted a 5-3 record as a starter in place of the injured Palmer, including 3-0 at home ... **Michael Floyd** had a career-high six TD catches and ranked second in the NFL at 17.9 yards per catch ... **Andre Ellington** totaled 1,055 yards in 2014 (660 rushing, 395 receiving) despite missing the last four games with an injury ... **Calais Campbell** earned his first career Pro Bowl selection and was second-team All-Pro after totaling 59 tackles and 7.0 sacks ... **Patrick Peterson** was voted to his fourth straight Pro Bowl and fellow CB **Antonio Cromartie** also earned Pro Bowl honors ... **Rashad Johnson** led the team with four INTs and had a career-high 92 tackles ... **Justin Bethel** was selected to his second straight Pro Bowl as a special teamer ... rookie **Chandler Catanzaro** tied the NFL record for most consecutive FGs made to begin a career (17) ... for the ninth consecutive season, the team sold out every home game, bringing the streak to 93 consecutive sellouts dating back to the opening of State Farm Stadium in 2006.

FINAL NFC WEST STANDINGS

Team	W	L	T	Pct.	Pts.	OP
Seattle	12	4	0	.750	394	254
Arizona	11	5	0	.688	310	299
San Francisco	8	8	0	.500	306	340
St. Louis	6	10	0	.375	324	354

PASSING

	Att	Cmp	Yds	Cmp%	Yds/Att	TD	TD%	Int	Int%	Long	Sack/Lost	Rating
D.Stanton	240	132	1711	55.0%	7.1	7	2.9%	5	2.1%	49	11/ 66	78.7
C.Palmer	224	141	1626	62.9%	7.3	11	4.9%	3	1.3%	80t	9/ 59	95.6
R.Lindley	93	45	562	48.4%	6.0	2	2.2%	4	4.3%	41t	6/ 46	56.8
L.Thomas	9	1	81	11.1%	9.0	1	11.1%	0	0.0%	81t	2/ 11	101.6
T.Ginn	1	1	10	100.0%	10.0	0	0.0%	0	0.0%	10	0/ 0	108.3
M.Grice	1	0	0	0.0%	0.0	0	0.0%	0	0.0%	0	0/ 0	39.6
Team	**568**	**320**	**3990**	**56.3%**	**7.0**	**21**	**3.7%**	**12**	**2.1%**	**81t**	**28/ 182**	**81.8**
Opponents	**579**	**365**	**4396**	**63.0%**	**7.6**	**22**	**3.8%**	**18**	**3.1%**	**86t**	**35/ 244**	**86.0**

2015 (13-3)

HEAD COACH BRUCE ARIANS

Sept. 13	**New Orleans**	**W**	**31-19**	**62,903**
Sept. 20	At Chicago	W	48-23	62,351
Sept. 27	**San Francisco**	**W**	**47-7**	**63,663**
Oct. 4	**St. Louis**	**L**	**22-24**	**63,146**
Oct. 11	At Detroit	W	42-17	60,816
Oct. 18	At Pittsburgh	L	13-25	63,846
Oct. 26	**Baltimore**	**W**	**26-18**	**64,722**
Nov. 1	At Cleveland	W	34-20	67,431
Nov. 8	Open Date			
Nov. 15	At Seattle	W	39-32	69,005
Nov. 22	**Cincinnati**	**W**	**34-31**	**64,745**
Nov. 29	At San Francisco	W	19-13	70,799
Dec. 6	At St. Louis	W	27-3	51,115
Dec. 10	**Minnesota**	**W**	**23-20**	**64,784**
Dec. 20	At Philadelphia	W	40-17	69,569
Dec. 27	**Green Bay**	**W**	**38-8**	**64,878**
Jan. 3	**Seattle**	**L**	**6-36**	**64,546**
			489-313	

Home 6-2 (513,487). Away 7-1 (514,959).

NFC Divisional Playoff Game

Jan. 16	**vs. Green Bay**	**W**	**26-20 (OT)**	**65,089**

NFC Championship Game

Jan. 24	At Carolina	L	15-49	74,294

TEAM STATISTICS

	Cards	Opp.
Total First Downs	**373**	**284**
Rushing	92	79
Passing	237	177
Penalty	44	28
3rd Down: Made/Att	93/198	75/210
3rd Down Pct.	47.0%	35.7%
4th Down: Made/Att	4/9	8/17
4th Down Pct.	44.4%	47.1%
Possession Avg.	**32:04**	**27:56**
Total Net Yards	**6533**	**5147**
Avg. Per Game	408.3	321.7
Total Plays	1041	982
Avg. Per Play	6.3	5.2
Net Yards Rushing	**1917**	**1460**
Avg. Per Game	119.8	91.3
Total Rushes	452	373
Net Yards Passing	**4616**	**3687**
Avg. Per Game	288.5	230.4
Sacked/Yards Lost	27/159	36/270
Gross Yards	4775	3957
Att./Completions	562/353	573/343
Completion Pct.	62.8%	59.9%
Had Intercepted	13	19
Punts/Average	**61/42.2**	**78/46.9**
Net Punting Avg.	**35.4**	**42.5**
Penalties/Yards	**94/758**	**130/1202**
Fumbles/Ball Lost	**23/11**	**31/14**
Touchdowns	**58**	**34**
Rushing	16	9
Passing	35	24
Returns	7	1

SCORE BY PERIODS

	Q1	Q2	Q3	Q4	OT	Pts
Team	86	153	142	108	0	489
Opponents	61	100	62	90	0	313

SCORING

	TD	Ru	Pa	Rt	PAT	FG	2Pt	Pts
C.Catanzaro	0	0	0	0	53/58	28/31	0	137
D.Johnson	13	8	4	1	0/0	0/0	0	78
L.Fitzgerald	9	0	9	0	0/0	0/0	0	54
J.Brown	7	0	7	0	0/0	0/0	0	42
M.Floyd	6	0	6	0	0/0	0/0	0	36
D.Fells	3	0	3	0	0/0	0/0	0	18
A.Ellington	3	3	0	0	0/0	0/0	0	18
C.Johnson	3	3	0	0	0/0	0/0	0	18
T.Niklas	2	0	2	0	0/0	0/0	0	12
J.Nelson	2	0	2	0	0/0	0/0	0	12
T.Mathieu	1	0	0	1	0/0	0/0	0	6
D.Bucannon	1	0	0	1	0/0	0/0	0	6
K.Williams	1	1	0	0	0/0	0/0	0	6
T.Jefferson	1	0	0	1	0/0	0/0	0	6
Ja.Brown	1	0	1	0	0/0	0/0	0	6
J.Powers	1	0	0	1	0/0	0/0	0	6
J.Gresham	1	0	1	0	0/0	0/0	0	6
J.Bethel	1	0	0	1	0/0	0/0	0	6
C.Palmer	1	1	0	0	0/0	0/0	0	6
C.Redding	1	0	0	1	0/0	0/0	0	6
F.Rucker	0	0	0	0	0/0	0/0	0	2
K.Minter	0	0	0	0	0/0	0/0	0	2
Team	**58**	**16**	**35**	**7**	**53/58**	**28/31**	**0**	**489**
Opponents	**34**	**9**	**24**	**1**	**27/29**	**26/27**	**2**	**313**

2-Pt. Conversions: Team 0/ 0, Opponents: 2/ 5

SACKS

D.Freeney 8.0, C.Campbell 5.0, M.Golden 4.0, F.Rucker 3.0, D.Bucannon 3.0, T.Jefferson 2.0, A.Okafor 2.0, K.Martin 1.5, R.Gunter 1.0, T.Mathieu 1.0, L.Woodley 1.0, J.Mauro 1.0, E.Stinson 1.0, J.Powers 1.0, K.Minter 0.5

Team: 35.0, Opponents: 27.0

RUSHING

	No.	Yds	Avg	Long	TD
C.Johnson	196	814	4.2	62	3
D.Johnson	125	581	4.6	47t	8
A.Ellington	45	289	6.4	63t	3
K.Williams	27	142	5.3	35t	1
S.Taylor	17	58	3.4	16	0
C.Palmer	25	24	1.0	12	1
J.Brown	3	22	7.3	13	0
J.Nelson	1	0	0.0	0	0
D.Stanton	13	-13	-1.0	-1	0
Team	**452**	**1917**	**4.2**	**63t**	**16**
Opponents	**373**	**1460**	**3.9**	**52**	**9**

RECEIVING

	No.	Yds	Avg	Long	TD
L.Fitzgerald	109	1215	11.1	44	9
J.Brown	65	1003	15.4	68	7
M.Floyd	52	849	16.3	60t	6
D.Johnson	36	457	12.7	55t	4
D.Fells	21	311	14.8	48	3
J.Gresham	18	223	12.4	22	1
A.Ellington	15	148	9.9	32	0
J.Nelson	11	299	27.2	64t	2
Ja.Brown	11	144	13.1	39	1
C.Johnson	6	58	9.7	40	0
T.Niklas	4	33	8.3	13	2
K.Williams	2	16	8.0	12	0
M.Iupati	1	10	10.0	10	0
B.Golden	1	5	5.0	5	0
S.Taylor	1	4	4.0	4	0
Team	**353**	**4775**	**13.5**	**68**	**35**
Opponents	**343**	**3957**	**11.5**	**88t**	**24**

INTERCEPTIONS

	No.	Yds	Avg	Long	TD
T.Mathieu	5	92	18.4	33t	1
R.Johnson	5	14	2.8	11	0
P.Peterson	2	41	20.5	40	0
T.Jefferson	2	26	13.0	26t	1
J.Bethel	2	21	10.5	21t	1
D.Bucannon	1	39	39.0	39t	1
C.Redding	1	30	30.0	30	0
J.Powers	1	0	0.0	0	0
Team	**19**	**263**	**13.8**	**40**	**4**
Opponents	**13**	**87**	**6.7**	**40**	**0**

PUNT RETURNS

	Ret	FC	Yds	Avg	Long	TD
P.Peterson	32	17	260	8.1	38	0
J.Nelson	4	4	13	3.3	11	0
B.Golden	3	1	16	5.3	10	0
Team	**39**	**22**	**289**	**7.4**	**38**	**0**
Opponents	**25**	**19**	**295**	**11.8**	**66**	**0**

KICKOFF RETURNS

	No.	Yds	Avg	Long	TD
D.Johnson	22	598	27.2	108t	1
K.Williams	8	126	15.8	24	0
P.Peterson	2	46	23.0	24	0
Team	**32**	**770**	**24.1**	**108t**	**1**
Opponents	**49**	**1191**	**24.3**	**58**	**0**

PUNTING

	No	Yds	Avg	Net	TB	In	Lg	B
D.Butler	60	2575	42.9	35.4	6	22	58	1
Team	**61**	**2575**	**42.2**	**35.4**	**6**	**22**	**58**	**1**
Opponents	**78**	**3661**	**46.9**	**42.5**	**3**	**31**	**79**	**0**

FIELD GOALS

	1-19	20-29	30-39	40-49	50+
Catanzaro	1/1	12/12	9/9	6/7	0/2
Team	**1/1**	**12/12**	**9/9**	**6/7**	**0/2**
Opponents	**0/0**	**3/3**	**8/8**	**9/10**	**6/6**

USUAL STARTING LINEUP

Offense		Defense	
WR	Larry Fitzgerald	**DT**	Calais Campbell
LT	Jared Veldheer	**NT**	Rodney Gunter
LG	Mike Iupati	**DT**	Frostee Rucker
C	Lyle Sendlein	**SAM**	Markus Golden
RG	Ted Larsen	**$LB**	Deone Bucannon
RT	Bobby Massie	**ILB**	Kevin Minter
WR	John Brown	**WILL**	Alex Okafor
TE	Darren Fells	**CB**	Patrick Peterson
TE	Jermaine Gresham	**CB**	Jerraud Powers
QB	Carson Palmer	**SS**	Rashad Johnson
RB	C.Johnson/D.Johnson	**FS**	Tyrann Mathieu

NOTES

The Cardinals posted a 13-3 record, setting a new franchise record for wins in a season ... earned first postseason bye in team history and made second ever NFC Championship Game appearance ... marked 10th playoff berth in team history and fourth in the last eight seasons ... established franchise single-season records for points (489), TDs (59), TD passes (35), total net yards (6,533) and first downs (373) ... had the #1 offense in the NFL for the first time in franchise history and finished season ranked #5 on defense, marking the first time since 1963 the Cardinals ranked in the top five of both categories in a season ... established franchise records for road wins (7) and points on the road (262) ... had 19 different players score at least one TD, which set a franchise record and led the NFL ... tied franchise record with seven players selected to the Pro Bowl ... head coach **Bruce Arians** improved record to 34-14 in three years with Arizona, and his 34 wins ranks sixth in franchise history ... **Carson Palmer** established franchise single-season records with 4,671 passing yards, 35 TD passes and a 104.6 passer rating and was named second-team All-Pro while earning third career Pro Bowl honor ... **Larry Fitzgerald** earned ninth career Pro Bowl selection after catching franchise single-season record 109 passes and became the youngest player in NFL history to reach 1,000 career receptions (32 years, 97 days) ... **John Brown** totaled 1,003 yards receiving, giving the Cardinals multiple 1,000-yard receivers for just the fifth time in team history ... **David Johnson** totaled 1,636 all-purpose yards and set a franchise rookie record with 13 TDs (eight rushing, four receiving and one KO return) ... **Mike Iupati** was named second-team All-Pro and chosen to fourth straight Pro Bowl in his debut season with the Cardinals ... **Calais Campbell** earned second consecutive Pro Bowl selection and moved into fourth on franchise all-time sacks list with 48.5 ... **Patrick Peterson** was voted to his fifth straight Pro Bowl and named first-team All-Pro for the third time (second as a CB) ... **Tyrann Mathieu** was the NFC Defensive Player of the Month for November and joined Peterson in earning first-team All-Pro honors while being chosen for his first career Pro Bowl ... **Deone Bucannon** started every game at dollar linebacker and led the team with 127 tackles ... **Dwight Freeney** had a team-high 8.0 sacks despite not signing with the team until Week 6 ... **Justin Bethel** was selected to his third straight Pro Bowl as a special teamer after leading the team with 14 special teams tackles ... **Chandler Catanzaro** ranked third in the NFL with 137 points, the second-highest total in franchise history ... for the 10th consecutive season, the team sold out every home game, bringing the streak to 104 consecutive sellouts dating back to 2006.

FINAL NFC WEST STANDINGS

Team	W	L	T	Pct.	Pts.	OP
Arizona	13	3	0	.813	489	313
Seattle	10	6	0	.625	423	277
St. Louis	7	9	0	.438	280	330
San Francisco	5	11	0	.313	238	387

PASSING

	Att	Cmp	Yds	Cmp%	Yds/Att	TD	TD%	Int	Int%	Long	Sack/Lost	Rating
C.Palmer	537	342	4671	63.7%	8.7	35	6.5%	11	2.0%	68	25/ 151	104.6
D.Stanton	25	11	104	44.0%	4.2	0	0.0%	2	8.0%	21	2/ 8	22.8
Team	**562**	**353**	**4775**	**62.8%**	**8.5**	**35**	**6.2%**	**13**	**2.3%**	**68**	**27/ 159**	**101.0**
Opponents	**573**	**343**	**3957**	**59.9%**	**6.9**	**24**	**4.2%**	**19**	**3.3%**	**88t**	**36/ 270**	**80.9**

2016 (7-8-1)

HEAD COACH BRUCE ARIANS

Sept. 11	**New England**	**L**	**21-23**	**64,864**
Sept. 18	**Tampa Bay**	**W**	**40-7**	**64,230**
Sept. 25	At Buffalo	L	18-33	68,647
Oct. 2	**Los Angeles**	**L**	**13-17**	**64,622**
Oct. 6	At San Francisco	W	33-21	70,178
Oct. 17	**NY Jets**	**W**	**28-3**	**64,709**
Oct. 23	**Seattle**	**T**	**6-6 (OT)**	**65,089**
Oct. 30	At Carolina	L	20-30	74,088
Nov. 6	Open Date			
Nov. 13	**San Francisco**	**W**	**23-20**	**65,127**
Nov. 20	At Minnesota	L	24-30	66,808
Nov. 27	At Atlanta	L	19-38	69,233
Dec. 4	**Washington**	**W**	**31-23**	**64,939**
Dec. 11	At Miami	L	23-26	65,750
Dec. 18	**New Orleans**	**L**	**41-48**	**65,072**
Dec. 24	At Seattle	W	34-31	69,050
Jan. 1	At Los Angeles	W	44-6	80,279
			418-362	

Home 4-3-1 (518,652). Away 3-5 (564,033).

TEAM STATISTICS

	Cards	Opp.
Total First Downs	**368**	**293**
Rushing	97	90
Passing	229	175
Penalty	42	28
3rd Down: Made/Att	87/214	85/219
3rd Down Pct.	40.7%	38.8%
4th Down: Made/Att	5/10	7/15
4th Down Pct.	50.0%	46.7%
Possession Avg.	**30:25**	**29:35**
Total Net Yards	**5868**	**4883**
Avg. Per Game	366.8	305.2
Total Plays	1086	1019
Avg. Per Play	5.4	4.8
Net Yards Rushing	**1732**	**1518**
Avg. Per Game	108.3	94.9
Total Rushes	399	424
Net Yards Passing	**4136**	**3365**
Avg. Per Game	258.5	210.3
Sacked/Yards Lost	41/289	48/374
Gross Yards	4425	3739
Att./Completions	646/383	547/344
Completion Pct.	59.3%	62.9%
Had Intercepted	17	14
Punts/Average	**80/40.9**	**80/45.4**
Net Punting Avg.	**36.5**	**42.0**
Penalties/Yards	**104/889**	**123/1010**
Fumbles/Ball Lost	**27/11**	**30/14**
Touchdowns	**51**	**41**
Rushing	20	16
Passing	28	21
Returns	3	4

SCORE BY PERIODS

	Q1	Q2	Q3	Q4	OT	Pts
Team	58	140	81	136	3	418
Opponents	72	99	91	97	3	362

SCORING

	TD	Ru	Pa	Rt	PAT	FG	2Pt	Pts
D.Johnson	20	16	4	0	0/0	0/0	1	122
C.Catanzaro	0	0	0	0	43/47	21/28	0	106
J.Nelson	7	1	6	0	0/0	0/0	0	42
L.Fitzgerald	6	0	6	0	0/0	0/0	0	36
M.Floyd	4	0	4	0	0/0	0/0	0	24
K.Williams	2	2	0	0	0/0	0/0	0	12
J.Brown	2	0	2	0	0/0	0/0	0	12
J.Gresham	2	0	2	0	0/0	0/0	0	12
C.Campbell	1	0	0	1	0/0	0/0	0	8
C.Johnson	1	1	0	0	0/0	0/0	0	6
J.Ross	1	0	1	0	0/0	0/0	0	6
B.Golden	1	0	1	0	0/0	0/0	0	6
J.Bethel	1	0	0	1	0/0	0/0	0	6
M.Cooper	1	0	0	1	0/0	0/0	0	6
Ja.Brown	1	0	1	0	0/0	0/0	0	6
D.Fells	1	0	1	0	0/0	0/0	0	6
C.Peters	0	0	0	0	0/0	0/0	0	2
Team	**51**	**20**	**28**	**3**	**43/47**	**21/28**	**1**	**418**
Opponents	**41**	**16**	**21**	**4**	**37/40**	**25/28**	**1**	**362**

2-Pt. Conversions: Team 1/4, Opponents: 1/1

SACKS

M.Golden 12.5, C.Jones 11.0, C.Campbell 8.0, A.Okafor 3.5, K.Minter 3.5, T.Jefferson 2.0, D.Swearinger 2.0, R.Gunter 1.5, T.Mathieu 1.0, K.Martin 1.0 **Team: 46.0, Opponents: 40.0**

RUSHING

	No.	Yds	Avg	Long	TD
D.Johnson	293	1239	4.2	58t	16
K.Williams	18	157	8.7	49t	2
A.Ellington	34	96	2.8	13	0
C.Johnson	25	95	3.8	18	1
J.Nelson	4	83	20.8	56t	1
C.Palmer	14	38	2.7	16	0
S.Taylor	4	12	3.0	12	0
J.Brown	1	10	10.0	10	0
L.Fitzgerald	2	5	2.5	4	0
D.Butler	1	0	0.0	0	0
D.Stanton	3	-3	-1.0	-1	0
Team	**399**	**1732**	**4.3**	**58t**	**20**
Opponents	**424**	**1518**	**3.6**	**49**	**16**

RECEIVING

	No.	Yds	Avg	Long	TD
L.Fitzgerald	107	1023	9.6	32	6
D.Johnson	80	879	11.0	58	4
J.Brown	39	517	13.3	30t	2
J.Gresham	37	391	10.6	34	2
J.Nelson	34	568	16.7	80t	6
M.Floyd	33	446	13.5	39	4
D.Fells	14	154	11.0	37t	1
A.Ellington	12	85	7.1	16	0
Ja.Brown	11	187	17.0	51t	1
B.Golden	8	82	10.3	22	1
J.Ross	4	37	9.3	15	1
I.Momah	2	50	25.0	27	0
K.Williams	1	6	6.0	6	0
T.Niklas	1	0	0.0	0	0
H.Valles	0	0	0	0	0
C.Johnson	0	0	0	0	0
Team	**383**	**4425**	**11.6**	**80t**	**28**
Opponents	**344**	**3739**	**10.9**	**71**	**21**

INTERCEPTIONS

	No.	Yds	Avg	Long	TD
M.Cooper	4	95	23.8	60t	1
P.Peterson	3	27	9.0	25	0
D.Swearinger	3	13	4.3	12	0
J.Bethel	1	66	66.0	66t	1
H.Miller	1	52	52.0	52	0
T.Mathieu	1	9	9.0	5	0
C.Campbell	1	1	1.0	1	0
Team	**14**	**263**	**18.8**	**66t**	**2**
Opponents	**17**	**226**	**13.3**	**100t**	**1**

PUNT RETURNS

	Ret	FC	Yds	Avg	Long	TD
J.Brown	17	11	119	7.0	32	0
P.Peterson	13	12	81	6.2	17	0
B.Golden	7	0	30	4.3	8	0
C.Jones	1	0	0	0.0	0	0
J.Ross	0	1	0	0	0	0
Team	**38**	**24**	**230**	**6.1**	**32**	**0**
Opponents	**33**	**29**	**310**	**9.4**	**47**	**0**

KICKOFF RETURNS

	No.	Yds	Avg	Long	TD
B.Golden	11	266	24.2	49	0
A.Ellington	10	163	16.3	25	0
J.Nelson	2	53	26.5	39	0
J.Brown	1	51	51.0	51	0
P.Peterson	1	11	11.0	11	0
Team	**25**	**544**	**21.8**	**51**	**0**
Opponents	**29**	**671**	**23.1**	**104t**	**1**

PUNTING

	No	Yds	Avg	Net	TB	In	Lg	B
R.Quigley	34	1416	41.6	37.2	2	13	55	1
D.Butler	32	1350	42.2	35.6	0	10	62	0
M.Wile	10	437	43.7	37.5	0	2	59	1
C.Catanzaro	2	66	33.0	33.0	0	0	47	0
Team	**80**	**3269**	**40.9**	**36.5**	**2**	**25**	**62**	**2**
Opponents	**80**	**3633**	**45.4**	**42.0**	**2**	**23**	**73**	**0**

FIELD GOALS

	1-19	20-29	30-39	40-49	50+
C.Catanzaro	1/1	5/6	6/7	6/8	3/6
Team	**1/1**	**5/6**	**6/7**	**6/8**	**3/6**
Opponents	**1/1**	**6/7**	**7/7**	**7/9**	**4/4**

USUAL STARTING LINEUP

Offense		Defense	
WR	Larry Fitzgerald	**DT**	Calais Campbell
LT	Jared Veldheer	**NT**	Corey Peters
LG	Mike Iupati	**DT**	Josh Mauro
C	A.Q Shipley	**SAM**	Chandler Jones
RG	Earl Watford	**$LB**	Deone Bucannon
RT	D.J. Humphries	**ILB**	Kevin Minter
WR	John Brown	**DB**	D.J. Swearinger
WR	J.J. Nelson	**CB**	Patrick Peterson
TE	Jermaine Gresham	**CB**	Marcus Cooper
QB	Carson Palmer	**SS**	Tony Jefferson
RB	David Johnson	**FS**	Tyrann Mathieu

NOTES

The Cardinals finished 7-8-1, second in the NFC West ... had the #2 ranked defense and #9 ranked offense in the NFL, marking the second consecutive season ranking in the top 10 on both sides of the ball ... led the NFL with 48 sacks, the second time in franchise history the team lead the NFL in sacks ... finished the season with 418 points, the fourth-best total in franchise history ... went 4-1-1 against the NFC West, including 3-0 on the road for the second straight season ... head coach **Bruce Arians** moved up to third on franchise all-time wins list with 41 ... **David Johnson** earned first-team All-Pro and Pro Bowl honors after leading the NFL and establishing new franchise records with 2,118 scrimmage yards (1,239 rushing, 879 receiving) and 20 total TDs ... Johnson also became the first player in NFL history with 100+ scrimmage in each of the first 15 games of a season ... **Larry Fitzgerald** earned 10th career Pro Bowl selection after leading the NFL with 107 receptions ... Fitzgerald moved into third on NFL's all-time receptions with 1,125 and surpassed 200 career games played and 100 career TD receptions ... **Carson Palmer** threw for 4,233 yards and 26 TDs, marking his third 4,000-yard season with the Cardinals and joining Kurt Warner (3 times, 2007-09) as only QBs in franchise history with 25+ TD passes in multiple seasons ... **J.J. Nelson** set career highs with 34 receptions for 568 yards and seven total TDs, with all seven TDs coming in the final nine games of the season ... **Patrick Peterson** was selected to his sixth consecutive Pro Bowl (fifth at CB), joining Hall of Famers Jim Brown, Barry Sanders and Emmitt Smith as only players in NFL history with six Pro Bowls before their 27th birthday ... **Markus Golden** led the team with 12.5 sacks and 16 tackles for loss; his 12.5 sacks ranked third in the NFL and marked the highest total by a linebacker in franchise history ... **Chandler Jones** recorded 11.0 sacks in his first season in Arizona, giving the Cardinals multiple players with double-digit sacks in a season for just the third time (1983, 1984) ... **Calais Campbell** was second-team All-Pro and moved into second on the franchise's all-time sacks list with 56.5 after recording 8.0 on the year, his seventh season with six or more sacks ... **Tony Jefferson** established career highs with 92 tackles and 13 tackles for loss, which led all NFL defensive backs ... **Deone Bucannon** led the team with 100 tackles despite missing the last three games after being placed on IR with an ankle injury ... for the 11th consecutive season, the team sold out every home game, bringing the streak to 114 consecutive sellouts dating back to 2006.

FINAL NFC WEST STANDINGS

Team	W	L	T	Pct.	Pts.	OP
Seattle	10	5	1	.656	354	292
Arizona	7	8	1	.469	418	362
Los Angeles	4	12	0	.250	224	394
San Francisco	2	14	0	.125	309	480

PASSING

	Att	Cmp	Yds	Cmp%	Yds/Att	TD	TD%	Int	Int%	Long	Sack/Lost	Rating
C.Palmer	597	364	4233	61.0%	7.1	26	4.4%	14	2.3%	80t	40/281	87.2
D.Stanton	48	19	192	39.6%	4.0	2	4.2%	3	6.3%	29t	1/8	39.6
L.Fitzgerald	1	0	0	0.0%	0.0	0	0.0%	0	0.0%	0	0/0	39.6
Team	**646**	**383**	**4425**	**59.3%**	**6.8**	**28**	**4.3%**	**17**	**2.6%**	**80t**	**41/289**	**83.5**
Opponents	**547**	**344**	**3739**	**62.9%**	**6.8**	**21**	**3.8%**	**14**	**2.6%**	**71**	**48/374**	**85.1**

2017 (8-8)

HEAD COACH BRUCE ARIANS

Sept. 10	At Detroit	L	23-35	60,957
Sept. 17	At Indianapolis	W	16-13	63,137
Sept. 25	**Dallas**	**L**	**17-28**	**65,102**
Oct. 1	**San Francisco**	**W**	**18-15**	**64,121**
Oct. 8	At Philadelphia	L	7-34	69,596
Oct. 15	**Tampa Bay**	**W**	**38-33**	**63,999**
Oct. 22	At LA Rams (London)	L	0-33	73,736
Oct. 29	Open Date			
Nov. 5	At San Francisco	W	20-10	70,133
Nov. 9	**Seattle**	**L**	**16-22**	**64,639**
Nov. 19	At Houston	L	21-31	71,680
Nov. 26	**Jacksonville**	**W**	**27-24**	**63,891**
Dec. 3	**LA Rams**	**L**	**16-32**	**63,986**
Dec. 10	**Tennessee**	**W**	**12-7**	**64,153**
Dec. 17	At Washington	L	15-20	71,026
Dec. 24	**NY Giants**	**W**	**23-0**	**63,850**
Dec. 31	At Seattle	W	26-24	69,078
			295-361	

Home 5-3 (513,741). Away 3-5 (549,343).

TEAM STATISTICS

	Cards	Opp.
Total First Downs	**310**	**283**
Rushing	66	68
Passing	200	187
Penalty	44	28
3rd Down: Made/Att	82/233	80/224
3rd Down Pct.	35.2%	35.7%
4th Down: Made/Att	7/16	7/16
4th Down Pct.	43.8%	43.8%
Possession Avg.	**30:47**	**29:13**
Total Net Yards	**5026**	**4975**
Avg. Per Game	314.1	310.9
Total Plays	1059	1007
Avg. Per Play	4.7	4.9
Net Yards Rushing	**1386**	**1434**
Avg. Per Game	86.6	89.6
Total Rushes	409	406
Net Yards Passing	**3640**	**3541**
Avg. Per Game	227.5	221.3
Sacked/Yards Lost	52/339	37/255
Gross Yards	3979	3796
Att./Completions	598/339	564/343
Completion Pct.	56.7%	60.8%
Had Intercepted	18	15
Punts/Average	**88/47.3**	**95/46.7**
Net Punting Avg.	**39.7**	**42.6**
Penalties/Yards	**110/880**	**129/1128**
Fumbles/Ball Lost	**19/7**	**20/6**
Touchdowns	**29**	**41**
Rushing	6	12
Passing	21	24
Returns	2	5

SCORE BY PERIODS

	Q1	Q2	Q3	Q4	OT	Pts
Team	57	100	55	74	9	295
Opponents	74	80	76	128	3	361

SCORING

	TD	Ru	Pa	Rt	PAT	FG	2Pt	Pts
P.Dawson	0	0	0	0	23/26	32/40	0	119
L.Fitzgerald	6	0	6	0	0/0	0/0	1	38
Ja.Brown	4	0	4	0	0/0	0/0	0	24
R.Seals-Jones	3	0	3	0	0/0	0/0	0	18
Jo.Brown	3	0	3	0	0/0	0/0	0	18
J.Nelson	2	0	2	0	0/0	0/0	0	12
E.Penny	2	2	0	0	0/0	0/0	0	12
A.Peterson	2	2	0	0	0/0	0/0	0	12
J.Gresham	2	0	2	0	0/0	0/0	0	12
J.Bethel	1	0	0	1	0/0	0/0	0	6
K.Williams	1	1	0	0	0/0	0/0	0	6
A.Ellington	1	1	0	0	0/0	0/0	0	6
T.Niklas	1	0	1	0	0/0	0/0	0	6
R.Nkemdiche	1	0	0	1	0/0	0/0	0	6
Team	**29**	**6**	**21**	**2**	**23/26**	**32/40**	**1**	**295**
Opponents	**41**	**12**	**24**	**5**	**33/34**	**26/29**	**1**	**361**

2-Pt. Conversions: Team 1/2, Opponents: 1/7

SACKS

C.Jones 17.0, O.Pierre 5.5, H.Reddick 2.5, F.Rucker 1.5, A.Bethea 1.0, J.Mauro 1.0, K.Dansby 1.0, B.Baker 1.0, D.Bucannon 1.0, R.Gunter 1.0, K.Martin 1.0, C.Peters 1.0, T.Mathieu 1.0, J.Bynes 1.0, X.Williams 0.5 **Team: 37.0, Opponents: 51.0**

RUSHING

	No.	Yds	Avg	Long	TD
A.Peterson	129	448	3.5	27t	2
K.Williams	120	426	3.6	25	1
E.Penny	31	124	4.0	14	2
C.Johnson	45	114	2.5	11	0
B.Gabbert	22	82	3.7	12	0
A.Ellington	15	53	3.5	14	1
J.Nelson	3	37	12.3	16	0
C.Williams	2	33	16.5	33	0
D.Johnson	11	23	2.1	6	0
D.Foster	6	19	3.2	5	0
C.Palmer	14	12	0.9	4	0
Jo.Brown	1	10	10.0	10	0
D.Stanton	9	7	0.8	5	0
B.Hill	1	-2	-2.0	-2	0
Team	**409**	**1386**	**3.4**	**33**	**6**
Opponents	**406**	**1434**	**3.5**	**37**	**12**

RECEIVING

	No.	Yds	Avg	Long	TD
L.Fitzgerald	109	1156	10.6	37	6
J.Gresham	33	322	9.8	21	2
A.Ellington	33	297	9.0	24	0
Ja.Brown	31	477	15.4	52t	4
J.Nelson	29	508	17.5	46	2
Jo.Brown	21	299	14.2	52	3
D.Foster	17	133	7.8	20	0
R.Seals-Jones	12	201	16.8	29t	3
T.Niklas	11	132	12.0	21	1
K.Williams	10	93	9.3	25	0
A.Peterson	9	66	7.3	13	0
D.Johnson	6	67	11.2	24	0
B.Golden	5	70	14.0	29	0
C.Johnson	5	43	8.6	15	0
E.Penny	4	38	9.5	18	0
C.Williams	3	31	10.3	15	0
I.Momah	1	46	46.0	46	0
G.Holmes	0	0	0	0	0
Team	**339**	**3979**	**11.7**	**52t**	**21**
Opponents	**343**	**3796**	**11.1**	**72t**	**24**

INTERCEPTIONS

	No.	Yds	Avg	Long	TD
A.Bethea	5	51	10.2	21	0
T.Mathieu	2	16	8.0	15	0
T.Williams	2	12	6.0	12	0
J.Bethel	1	82	82.0	82t	1
D.Bucannon	1	39	39.0	39	0
J.Bynes	1	25	25.0	25	0
P.Peterson	1	22	22.0	22	0
K.Martin	1	7	7.0	7	0
K.Dansby	1	4	4.0	4	0
Team	**15**	**258**	**17.2**	**82t**	**1**
Opponents	**18**	**306**	**17.0**	**46**	**2**

PUNT RETURNS

	Ret	FC	Yds	Avg	Long	TD
K.Williams	21	20	137	6.5	20	0
P.Peterson	13	9	88	6.8	19	0
B.Golden	7	1	63	9.0	15	0
Team	**41**	**30**	**288**	**7.0**	**20**	**0**
Opponents	**48**	**13**	**506**	**10.5**	**76**	**0**

KICKOFF RETURNS

	No.	Yds	Avg	Long	TD
K.Williams	16	326	20.4	28	0
D.Foster	8	184	23.0	55	0
B.Golden	4	81	20.3	26	0
T.Niklas	1	1	1.0	1	0
Team	**29**	**592**	**20.4**	**55**	**0**
Opponents	**40**	**880**	**22.0**	**99t**	**1**

PUNTING

	No	Yds	Avg	Net	TB	In	Lg	B
A.Lee	88	4159	47.3	39.7	8	29	63	0
Team	**88**	**4159**	**47.3**	**39.7**	**8**	**29**	**63**	**0**
Opponents	**95**	**4433**	**46.7**	**42.6**	**5**	**32**	**70**	**0**

FIELD GOALS

	1-19	20-29	30-39	40-49	50+
P.Dawson	1/1	7/7	10/14	10/13	4 5
Team	**1/1**	**7/7**	**10/14**	**10/13**	**4/5**
Opponents	**0/0**	**7/7**	**7/8**	**9/10**	**3/4**

USUAL STARTING LINEUP

Offense	Defense
WR . . . Larry Fitzgerald	**DL** . . . . . Josh Mauro
LT . . . . D.J. Humphries	**DL** . . . . . Corey Peters
LG . . . . . Alex Boone	**DL** . . . . . Frostee Rucker
C . . . . . A.Q Shipley	**SAM** . . . .Chandler Jones
RG . . . . . Earl Watford	**$LB** . . . Deone Bucannon
RT . . . .Jared Veldheer	**ILB** . . . . . Karlos Dansby
WR . . . . . Jaron Brown	**WILL** . . . . Kareem Martin
WR . . . . . J.J. Nelson	**CB** . . . . . Patrick Peterson
TE . .Jermaine Gresham	**CB** . . . . . Tramon Williams
QB . . . . Carson Palmer	**SS** . . . . . .Tyvon Branch
RB . . . Adrian Peterson	**FS** . . . . Tyrann Mathieu

NOTES

The Cardinals endured 179 combined missed games by 31 different injured players, including 15 on injured reserve, to finish 8-8 … posted a 5-3 record at State Farm Stadium, marking a franchise-record five consecutive seasons with a winning record at home … had the NFL's #6 ranked defense (310.9 ypg), marking the first three-year stretch since the 1970 NFL-AFL merger in which Arizona has had top-10 defenses (#2 in 2016 and #5 in 2015) … won both overtime contests to improve Arizona's NFL-best OT win percentage to .611 (26-16-3) … became the first team since 2007 (Bears and Panthers) to have three QBs win multiple games: **Carson Palmer** (three), **Drew Stanton** (three) and **Blaine Gabbert** (two) … head coach **Bruce Arians** announced his retirement after claiming his franchise-record 50th win (including postseason) in the season finale … Arizona's 50 wins during the Arians era (2013-17) marked the most victories during any five-year stretch in club history … **Chandler Jones** led the NFL with a franchise record 17 sacks, 28 tackles for loss and 38 QB hits, earning Pro Bowl and first-team All-Pro recognition … **Larry Fitzgerald** earned his franchise record 11th career Pro Bowl selection after matching his own single-season team record with 109 receptions, becoming the oldest player in NFL history to collect 100+ catches in a season … Palmer announced his retirement after a five-year Cardinals tenure in which he totaled a 38-21-1 record (.642) as a starter and became just the fourth QB in NFL history to throw at least 100 TD passes with multiple teams: Arizona (105) and Cincinnati (154) … **Patrick Peterson** joined Hall of Famers Jim Brown and Barry Sanders as the only NFL players to be chosen to seven Pro Bowls before their 28th birthday … Arizona's second-round selection, **Budda Baker**, was named first-team All-Pro as a special teamer and became the first Cardinals rookie since Peterson in 2011 to earn a Pro Bowl invite … **Antoine Bethea** completed his 12th NFL season, first with the Cardinals, with a team-leading and career-high five INTs … **Karlos Dansby** returned for his third stint with the Cardinals and recorded a team-high 106 tackles (his 10th-career 100-tackle campaign) and his 20th-career INT, making him just the fifth player in NFL history to collect 20+ INTs and 40+ sacks … **Andy Lee** established a single-season franchise record with a 47.3-yard punting average … for the 12th consecutive season, the team sold out every home game, bringing the streak to 124 consecutive sellouts dating back to 2006.

FINAL NFC WEST STANDINGS

Team	W	L	T	Pct.	Pts.	OP
Los Angeles	11	5	0	.688	478	329
Seattle	9	7	0	.563	366	332
Arizona	8	8	0	.500	295	361
San Francisco	6	10	0	.375	331	383

PASSING

	Att	Cmp	Yds	Cmp%	Yds/Att	TD	TD%	Int	Int%	Long	Sack/Lost	Rating
C.Palmer	267	164	1978	61.4%	7.4	9	3.4%	7	2.6%	46	22/150	84.5
B.Gabbert	171	95	1086	55.6%	6.4	6	3.5%	6	3.5%	52t	23/149	71.9
D.Stanton	159	79	894	49.7%	5.6	6	3.8%	5	3.1%	52	7/40	66.4
L.Fitzgerald	1	1	21	100.0%	21.0	0	0.0%	0	0.0%	21	0/0	118.8
Team	**598**	**339**	**3979**	**56.7%**	**6.7**	**21**	**3.5%**	**18**	**3.0%**	**52t**	**52/339**	**76.2**
Opponents	**564**	**343**	**3796**	**60.8%**	**6.7**	**24**	**4.3%**	**15**	**2.7%**	**72t**	**37/255**	**83.9**

2018 (3-13)

HEAD COACH STEVE WILKS

Sept. 9	**Washington**	**L**	**6-24**	**61,613**
Sept. 16	At LA Rams	L	0-34	66,515
Sept. 23	**Chicago**	**L**	**14-16**	**62,163**
Sept. 30	**Seattle**	**L**	**17-20**	**61,845**
Oct. 7	At San Francisco	W	28-18	68,337
Oct. 14	At Minnesota	L	17-27	66,801
Oct. 18	**Denver**	**L**	**10-45**	**62,359**
Oct. 28	**San Francisco**	**W**	**18-15**	**61,923**
Nov. 4	Open Date			
Nov. 11	At Kansas City	L	14-26	76,712
Nov. 18	**Oakland**	**L**	**21-23**	**62,435**
Nov. 25	At LA Chargers	L	10-45	25,343
Dec. 2	At Green Bay	W	20-17	77,234
Dec. 9	**Detroit**	**L**	**3-17**	**62,014**
Dec. 16	At Atlanta	L	14-40	72,084
Dec. 23	**LA Rams**	**L**	**9-31**	**61,759**
Dec. 30	At Seattle	L	24-27	68,990
			225-425	

Home 1-7 (496,111). Away 2-6 (522,016).

TEAM STATISTICS

	Cards	Opp.
Total First Downs	**239**	**357**
Rushing	76	139
Passing	137	186
Penalty	26	32
3rd Down: Made/Att	58/199	78/205
3rd Down Pct.	29.1%	38.0%
4th Down: Made/Att	6/16	8/13
4th Down Pct.	37.5%	61.5%
Possession Avg.	**26:33**	**33:27**
Total Net Yards	**3865**	**5741**
Avg. Per Game	241.6	358.8
Total Plays	902	1065
Avg. Per Play	4.3	5.4
Net Yards Rushing	**1342**	**2479**
Avg. Per Game	83.9	154.9
Total Rushes	355	510
Net Yards Passing	**2523**	**3262**
Avg. Per Game	157.7	203.9
Sacked/Yards Lost	52/361	49/333
Gross Yards	2884	3595
Att./Completions	495/283	506/342
Completion Pct.	57.2%	67.6%
Had Intercepted	18	7
Punts/Average	**94/48.6**	**80/45.5**
Net Punting Avg.	**42.6**	**39.3**
Penalties/Yards	**101/786**	**100/790**
Fumbles/Ball Lost	**23/10**	**20/9**
Touchdowns	**27**	**50**
Rushing	9	25
Passing	15	21
Returns	3	4

SCORE BY PERIODS

	Q1	Q2	Q3	Q4	OT	Pts
Team	71	50	32	72	0	225
Opponents	87	158	100	80	0	425

SCORING

	TD	Ru	Pa	Rt	PAT	FG	2Pt	Pts
D.Johnson	10	7	3	0	0/0	0/0	1	62
L.Fitzgerald	6	0	6	0	0/0	0/0	1	38
P.Dawson	0	0	0	0	15/15	5/8	0	30
Z.Gonzalez	0	0	0	0	5/6	7/9	0	26
C.Kirk	3	0	3	0	0/0	0/0	0	18
C.Edmonds	2	2	0	0	0/0	0/0	0	12
T.Sherfield	1	0	1	0	0/0	0/0	0	6
B.Baker	1	0	0	1	0/0	0/0	0	6
C.Williams	1	0	1	0	0/0	0/0	0	6
D.Gardeck	1	0	0	1	0/0	0/0	0	6
J.Bynes	1	0	0	1	0/0	0/0	0	6
R.Seals-Jones	1	0	1	0	0/0	0/0	0	6
M.McCrane	0	0	0	0	3/3	0/0	0	3
Team	**27**	**9**	**15**	**3**	**23/24**	**12/17**	**2**	**225**
Opponents	**50**	**25**	**21**	**4**	**42/42**	**25/31**	**3**	**425**

2-Pt. Conversions: Team 2/3, Opponents: 3/8

SACKS

C.Jones 13.0, R.Gunter 4.5, R.Nkemdiche 4.5, H.Reddick 4.0, B.Mayowa 4.0, Z.Moore 3.5, A.Bethea 3.0, M.Golden 2.5, C.Peters 2.5, J.Bynes 2.0, B.Baker 2.0, D.Bucannon 1.0, C.Malveaux 1.0, P.Peterson 1.0, B.Benwikere 0.5 **Team: 49.0, Opponents: 52.0**

RUSHING

	No.	Yds	Avg	Long	TD
D.Johnson	258	940	3.6	53	7
C.Edmonds	60	208	3.5	29	2
J.Rosen	23	138	6.0	33	0
C.Kirk	3	35	11.7	23	0
C.Williams	1	9	9.0	9	0
S.Bradford	2	7	3.5	8	0
D.Coleman	2	3	1.5	2	0
T.Logan	2	2	1.0	5	0
J.Nelson	4	0	0.0	8	0
Team	**355**	**1342**	**3.8**	**53**	**9**
Opponents	**510**	**2479**	**4.9**	**65**	**25**

RECEIVING

	No.	Yds	Avg	Long	TD
L.Fitzgerald	69	734	10.6	37	6
D.Johnson	50	446	8.9	40	3
C.Kirk	43	590	13.7	75t	3
R.Seals-Jones	34	343	10.1	40	1
C.Edmonds	20	103	5.2	13	0
T.Sherfield	19	210	11.1	21	1
C.Williams	17	171	10.1	22t	1
J.Gresham	9	94	10.4	26	0
J.Nelson	7	64	9.1	17	0
T.Logan	7	37	5.3	17	0
J.Phillips	3	38	12.7	24	0
J.Tolliver	3	37	12.3	15	0
D.Coleman	2	17	8.5	12	0
Team	**283**	**2884**	**10.2**	**75t**	**15**
Opponents	**342**	**3595**	**10.5**	**64t**	**21**

INTERCEPTIONS

	No.	Yds	Avg	Long	TD
T.Boston	3	9	3.0	9	0
P.Peterson	2	0	0.0	0	0
D.Amerson	1	25	25.0	25	0
B.Benwikere	1	21	21.0	21	0
Team	**7**	**55**	**7.9**	**25**	**0**
Opponents	**18**	**298**	**16.6**	**67t**	**4**

PUNT RETURNS

	Ret	FC	Yds	Avg	Long	TD
C.Kirk	21	17	164	7.8	44	0
P.Peterson	9	4	64	7.1	16	0
P.Cooper	6	0	67	11.2	45	0
Team	**36**	**21**	**295**	**8.2**	**45**	**0**
Opponents	**44**	**24**	**420**	**9.5**	**60**	**0**

KICKOFF RETURNS

	No.	Yds	Avg	Long	TD
T.Logan	12	296	24.7	36	0
B.Williams	10	192	19.2	29	0
C.Edmonds	3	48	16.0	18	0
Team	**25**	**536**	**21.4**	**36**	**0**
Opponents	**27**	**583**	**21.6**	**40**	**0**

PUNTING

	No	Yds	Avg	Net	TB	In	Lg	B
A.Lee	94	4568	48.6	42.6	7	32	64	0
Team	**94**	**4568**	**48.6**	**42.6**	**7**	**32**	**64**	**0**
Opponents	**80**	**3638**	**45.5**	**39.3**	**10**	**29**	**65**	**1**

FIELD GOALS

	1-19	20-29	30-39	40-49	50+
Z.Gonzalez	0/0	1/1	2/2	2/2	2/4
P.Dawson	0/0	2/2	2/2	1/3	0/1
Team	**0/0**	**3/3**	**4/4**	**3/5**	**2/5**
Opponents	**0/0**	**7/7**	**7/8**	**10/13**	**1/3**

USUAL STARTING LINEUP

Offense	Defense
WR . . . Larry Fitzgerald	**DE** . . . . . Markus Golden
LT . . . . D.J. Humphries	**DT** . . . . . Corey Peters
LG . . . . . Mike Iupati	**DT** . . . . . Rodney Gunter
C . . . . . Mason Cole	**DE** . . . . . Chandler Jones
RG . . . . . Justin Pugh	**LB** . . . . . Josh Bynes
RT . . . . . Andre Smith	**LB** . . . . . Haason Reddick
WR . . . . . Christian Kirk	**S** . . . . . Tre Boston
WR . . . . Chad Williams	**CB** . . . . . Patrick Peterson
TE . Jermaine Gresham	**CB** . . . . . Bené Benwikere
QB . . . . . Josh Rosen	**SS** . . . . . Budda Baker
RB . . . . David Johnson	**FS** . . . . . Antoine Bethea

NOTES

The Cardinals finished 3-13 with an injury-stricken roster that underwent 307 transactions and featured an NFL-high 77 different players who appeared in at least one game for the team … had 17 players finish the season on injured reserve, including 10 who were placed on IR in final five weeks … played 14 different rookies, eight of whom started at least one game, and four appeared in all 16 contests … started 10 different combinations along the offensive line, including a different starting five in seven consecutive games (Weeks 7-14) … had an NFL-high 11 players record multiple sacks (1.5 or more) and tied for fifth in the league with 49 sacks, the fourth-highest single-season total in franchise history … swept the season series against San Francisco for the fourth consecutive season, extending the NFL's longest active winning streak against a division opponent to eight … won a 20-17 road battle over the Packers in Week 13, giving Arizona its first-ever win at Lambeau Field and first road win against Green Bay since 1949 … **Larry Fitzgerald** finished his 15th NFL season with 16,279 career receiving yards and 1,303 career receptions, ranking second and third in league history, respectively … passed Hall of Famer Jerry Rice (1,281 with the 49ers) for the most receptions with a single team in NFL history … tied Jim Bakken for the most games played in franchise history with 234 … **Patrick Peterson** joined Hall of Famers Jim Brown and Barry Sanders as the only NFL players to be chosen to eight Pro Bowls before their 29th birthday … he allowed the NFL's fewest receptions (30) among cornerbacks who played at least 80 percent of defensive snaps, according to PFF … **Chandler Jones** recorded 13.0 sacks, becoming the first player in franchise history with at least 10.0 sacks in three consecutive seasons (17.0 in 2017 and 11.0 in 2016) … **David Johnson** had his third season with at least 10 TDs (seven rushing and three receiving), joining Fitzgerald (five) as the only players in team history with at least three such campaigns … **Antoine Bethea** played his 13th NFL season and had his 10th-career 100-tackle season with a team-leading 133 stops … **Josh Rosen** became the youngest quarterback to start (21 years, 232 days) and win (21 years, 239 days) a game in team history … also became the youngest Super Bowl era quarterback (21 years, 260 days) to lead a double-digit fourth-quarter comeback win (Week 8 against the 49ers) … **Budda Baker** was one of just three NFL safeties with at least 100 tackles, 2.0 sacks and eight tackles for loss in 2018 … **Mason Cole** was the only Cardinal and one of just three rookie offensive lineman in the NFL to play every offensive snap … **Christian Kirk** ranked second and third among rookie receivers, respectively, with 43 receptions and 590 receiving yards through Week 13 before suffering a season-ending injury … **Andy Lee** led the NFL and broke his own single-season franchise record with a 48.6-yard gross punting average … for the 13th consecutive season, the team sold out every home game, bringing the streak to 134 consecutive sellouts at State Farm Stadium dating back to 2006.

FINAL NFC WEST STANDINGS

Team	W	L	T	Pct.	Pts.	OP
Los Angeles	13	3	0	.813	527	384
Seattle	10	6	0	.625	428	347
San Francisco	4	12	0	.250	342	435
Arizona	3	13	0	.188	225	425

PASSING

	Att	Cmp	Yds	Cmp%	Yds/Att	TD	TD%	Int	Int%	Long	Sack/Lost	Rating
J.Rosen	393	217	2278	55.2%	5.8	11	2.8%	14	3.6%	75t	45/320	66.7
S.Bradford	80	50	400	62.5%	5.0	2	2.5%	4	5.0%	35t	6/33	62.5
M.Glennon	21	15	174	71.4%	8.3	1	4.8%	0	0.0%	26	1/8	112.0
L.Fitzgerald	1	1	32	100.0%	32.0	1	100.0%	0	0.0%	32t	0/0	158.3
Team	**495**	**283**	**2884**	**57.2%**	**5.8**	**15**	**3.0%**	**18**	**3.6%**	**75t**	**52/361**	**69.0**
Opponents	**506**	**342**	**3595**	**67.6%**	**7.1**	**21**	**4.2%**	**7**	**1.4%**	**64t**	**49/333**	**96.1**

2019 (5-10-1)

HEAD COACH KLIFF KINGSBURY

Sept. 8	**Detroit**	**T**	**27-27 (OT)**	**60,687**
Sept. 15	At Baltimore	L	17-23	70,126
Sept. 22	**Carolina**	**L**	**20-38**	**60,104**
Sept. 29	**Seattle**	**L**	**10-27**	**60,500**
Oct. 6	At Cincinnati	W	26-23	46,012
Oct. 13	**Atlanta**	**W**	**34-33**	**60,140**
Oct. 20	At NY Giants	W	27-21	73,577
Oct. 27	At New Orleans	L	9-31	73,064
Oct. 31	**San Francisco**	**L**	**25-28**	**60,986**
Nov. 10	At Tampa Bay	L	27-30	40,038
Nov. 17	At San Francisco	L	26-36	69,419
Nov. 24	Open Date			
Dec. 1	**LA Rams**	**L**	**7-34**	**60,944**
Dec. 8	**Pittsburgh**	**L**	**17-23**	**63,880**
Dec. 15	**Cleveland**	**W**	**38-24**	**63,345**
Dec. 22	At Seattle	W	27-13	69,022
Dec. 29	At LA Rams	L	24-31	68,665
			361-442	

Home 2-5-1 (490,586). Away 3-5 (509,923).

TEAM STATISTICS

	Cards	Opp.
Total First Downs	**314**	**375**
Rushing	109	94
Passing	176	243
Penalty	29	38
3rd Down: Made/Att	71/197	100/214
3rd Down Pct.	36.0%	46.7%
4th Down: Made/Att	13/20	3/14
4th Down Pct.	65.0%	21.4%
Possession Avg.	**27:24**	**32:36**
Total Net Yards	**5467**	**6432**
Avg. Per Game	341.7	402.0
Total Plays	1000	1080
Avg. Per Play	5.5	6.0
Net Yards Rushing	**1990**	**1922**
Avg. Per Game	124.4	120.1
Total Rushes	396	439
Net Yards Passing	**3477**	**4510**
Avg. Per Game	217.3	281.9
Sacked/Yards Lost	50/320	40/275
Gross Yards	3797	4785
Att./Completions	554/355	601/421
Completion Pct.	64.1%	70.0%
Had Intercepted	12	7
Punts/Average	**70/47.0**	**58/43.5**
Net Punting Avg.	**41.5**	**40.3**
Penalties/Yards	**121/956**	**114/1041**
Fumbles/Ball Lost	**9/6**	**23/10**
Touchdowns	**38**	**52**
Rushing	18	9
Passing	20	38
Returns	0	5

SCORE BY PERIODS

	Q1	Q2	Q3	Q4	OT	Pts
Team	77	95	67	119	3	361
Opponents	64	159	79	137	3	442

SCORING

	TD	Ru	Pa	Rt	PAT	FG	2Pt	Pts
Z.Gonzalez	0	0	0	0	34/35	31/35	0	127
K.Drake	8	8	0	0	0/0	0/0	1	50
D.Johnson	6	2	4	0	0/0	0/0	0	36
C.Edmonds	5	4	1	0	0/0	0/0	0	30
K.Murray	4	4	0	0	0/0	0/0	0	24
L.Fitzgerald	4	0	4	0	0/0	0/0	0	24
C.Kirk	3	0	3	0	0/0	0/0	1	20
D.Arnold	2	0	2	0	0/0	0/0	0	12
K.Johnson	1	0	1	0	0/0	0/0	1	8
A.Isabella	1	0	1	0	0/0	0/0	0	6
P.Cooper	1	0	1	0	0/0	0/0	0	6
C.Clay	1	0	1	0	0/0	0/0	0	6
M.Williams	1	0	1	0	0/0	0/0	0	6
D.Byrd	1	0	1	0	0/0	0/0	0	6
Team	**38**	**18**	**20**	**0**	**34/35**	**31/35**	**3**	**361**
Opponents	**52**	**9**	**38**	**5**	**49/50**	**27/32**	**0**	**442**

2-Pt. Conversions: Team 3/3, Opponents: 0/1

SACKS

C.Jones 19.0, T.Suggs 5.5, R.Gunter 3.0, C.Peters 2.5, C.Marsh 2.5, J.Hicks 1.5, J.Bullard 1.5, P.Peterson 1.0, B.Reed 1.0, T.Vallejo 1.0, H.Reddick 1.0, B.Baker 0.5 **Team: 40.0, Opponents: 48.0**

RUSHING

	No.	Yds	Avg	Long	TD
K.Drake	123	643	5.2	80t	8
K.Murray	93	544	5.8	35	4
D.Johnson	94	345	3.7	18	2
C.Edmonds	60	303	5.1	37t	4
C.Kirk	10	93	9.3	28	0
B.Hundley	7	41	5.9	14	0
A.Isabella	4	15	3.8	6	0
A.Morris	1	4	4.0	4	0
K.Johnson	1	3	3.0	3	0
P.Cooper	1	2	2.0	2	0
Z.Zenner	2	-3	-1.5	0	0
Team	**396**	**1990**	**5.0**	**80t**	**18**
Opponents	**439**	**1922**	**4.4**	**76t**	**9**

RECEIVING

	No.	Yds	Avg	Long	TD
L.Fitzgerald	75	804	10.7	54	4
C.Kirk	68	709	10.4	69t	3
D.Johnson	36	370	10.3	31	4
D.Byrd	32	359	11.2	58	1
K.Drake	28	171	6.1	21	0
P.Cooper	25	243	9.7	28	1
K.Johnson	21	187	8.9	31	1
C.Clay	18	237	13.2	47	1
M.Williams	15	202	13.5	28	1
C.Edmonds	12	105	8.8	31	1
A.Isabella	9	189	21.0	88t	1
D.Arnold	6	102	17.0	37	2
T.Sherfield	4	80	20.0	38	0
M.Crabtree	4	22	5.5	9	0
Z.Zenner	1	13	13.0	13	0
D.Daniels	1	4	4.0	4	0
Team	**355**	**3797**	**10.7**	**88t**	**20**
Opponents	**421**	**4785**	**11.4**	**57**	**38**

INTERCEPTIONS

	No.	Yds	Avg	Long	TD
J.Hicks	3	64	21.3	48	0
P.Peterson	2	0	0.0	0	0
J.Thompson	1	18	18.0	18	0
B.Murphy	1	0	0.0	0	0
Team	**7**	**82**	**11.7**	**48**	**0**
Opponents	**12**	**131**	**10.9**	**31t**	**2**

PUNT RETURNS

	Ret	FC	Yds	Avg	Long	TD
P.Cooper	17	14	129	7.6	29	0
C.Kirk	7	6	39	5.6	20	0
Team	**24**	**20**	**168**	**7.0**	**29**	**0**
Opponents	**35**	**16**	**284**	**8.1**	**85t**	**1**

KICKOFF RETURNS

	No.	Yds	Avg	Long	TD
P.Cooper	25	561	22.4	39	0
A.Isabella	5	105	21.0	32	0
D.Byrd	4	59	14.8	23	0
D.Johnson	1	24	24.0	24	0
T.Sherfield	1	15	15.0	15	0
Team	**36**	**764**	**21.2**	**39**	**0**
Opponents	**36**	**743**	**20.6**	**52**	**0**

PUNTING

	No	Yds	Avg	Net	TB	In	Lg	B
A.Lee	61	2913	47.8	41.2	4	21	64	1
R.Winslow	6	291	48.5	44.2	1	2	55	0
Z.Gonzalez	2	84	42.0	42.0	0	0	44	0
Team	**70**	**3288**	**47.0**	**41.5**	**5**	**23**	**64**	**1**
Opponents	**58**	**2523**	**43.5**	**40.3**	**1**	**24**	**69**	**0**

FIELD GOALS

	1-19	20-29	30-39	40-49	50+
Z.Gonzalez	0/0	12/12	12/13	5/8	2/2
Team	**0/0**	**12/12**	**12/13**	**5/8**	**2/2**
Opponents	**0/0**	**8/8**	**9/10**	**7/11**	**3/3**

USUAL STARTING LINEUP

Offense		Defense	
WR	Larry Fitzgerald	**DE**	Rodney Gunter
LT	D.J. Humphries	**NT**	Corey Peters
LG	Justin Pugh	**DE**	Jonathan Bullard
C	A.Q. Shipley	**SAM**	Chandler Jones
RG	J.R. Sweezy	**ILB**	Jordan Hicks
RT	Justin Murray	**ILB**	Joe Walker
WR	Christian Kirk	**WILL**	Terrell Suggs
TE	Charles Clay	**CB**	Patrick Peterson
TE	Maxx Williams	**CB**	Byron Murphy Jr.
QB	Kyler Murray	**SS**	Jalen Thompson
RB	Kenyan Drake	**FS**	Budda Baker

NOTES

Under first-year NFL head coach **Kliff Kingsbury**, the Cardinals improved dramatically from the 2018 season with a 60.4% increase in points scored and a 91.7% jump in the number of scoring drives in 2019 … established a single-season franchise record and ranked second in the NFL with a 5.03-yard rushing average … had a top-10 rushing attack that gained 1,990 yards, the team's highest mark since 1998 (2,027 yards) … scored 25 or more points in nine games, gained at least 400 net yards four times and did not commit a turnover in a franchise-record seven contests … ranked top-10 in the NFL over the season's final four games by allowing 5.1 yards per play (eighth), two rushing TDs (fifth) and 205.0 passing yards per game (eighth) … claimed its eighth win at CenturyLink Field, the most by any visiting team, with a 27-13 victory over the Seahawks in Week 16 … **Larry Fitzgerald** passed Hall of Famer Tony Gonzalez for second on the NFL's all-time receptions list, finishing the season ranked second in league history in both receptions (1,378) and receiving yards (17,083) … capped his 16th season with his franchise-record 250th career game in the season finale, becoming the 13th NFL player and first WR to play at 250 games with one team … **Kyler Murray** earned Associated Press NFL Offensive Rookie of the Year, Pro Bowl alternate status and PFWA All-Rookie team honors … established franchise rookie records for passing yards (3,772), TD passes (20), completions (349), pass attempts (542) and completion percentage (64.4) … became the sixth NFL QB and second rookie (Cam Newton) with 3,500+ passing yards and 500+ rushing yards … **Chandler Jones** received first-team All-Pro and Pro Bowl accolades with a single-season franchise-record 19.0 sacks (second in NFL), eight forced fumbles (tied for first) and seven strip-sacks (first) … joined Robert Mathis (19.5 sacks and 10 forced fumbles in 2013) as the only NFL players with at least 19.0 sacks and eight forced fumbles in a season … **Budda Baker** was selected to the Pro Bowl after leading all NFL DBs with 147 tackles (fourth overall), including a league-high 104 solo tackles … **Kenyan Drake** led the team with 643 rushing yards and eight rushing TDs after joining the Cardinals in a Week 9 trade with the Dolphins … had more 100-yard rushing performances in eight games with Arizona (three) than in 54 games with Miami (two) … **Jordan Hicks** played all 1,132 defensive snaps, which led the league, and ranked third in the NFL with a career and team-high 150 tackles … had at least 10 tackles in nine games, which tied for the league lead … **Zane Gonzalez**, a Pro Bowl alternate, ranked fourth in the NFL with 31 made FGs and 127 total points, which rank third and tied for third in team history, respectively … **D.J. Humphries**, **Justin Pugh**, **A.Q. Shipley** and **J.R. Sweezy** started all 16 games, marking the first time Arizona had at least four offensive lineman start every game since 2014 … for the 14th consecutive season, the team sold out every home game, bringing the streak to 144 consecutive sellouts at State Farm Stadium dating back to 2006.

FINAL NFC WEST STANDINGS

Team	W	L	T	Pct.	Pts.	OP
San Francisco	13	3	0	.813	479	310
Seattle	11	5	0	.688	405	398
Los Angeles	9	7	0	.563	394	364
Arizona	5	10	1	.344	361	442

PASSING

	Att	Cmp	Yds	Cmp%	Yds/Att	TD	TD%	Int	Int%	Long	Sack/Lost	Rating
K.Murray	542	349	3722	64.4%	6.9	20	3.7%	12	2.2%	88t	48/309	87.4
B.Hundley	11	5	49	45.5%	4.4	0	0.0%	0	0.0%	28	2/11	58.5
A.Lee	1	1	26	100.0%	26.0	0	0.0%	0	0.0%	26	0/0	118.8
Team	**554**	**355**	**3797**	**64.1%**	**6.8**	**20**	**3.6%**	**12**	**2.2%**	**88t**	**50/320**	**87.0**
Opponents	**601**	**421**	**4785**	**70.0%**	**8.0**	**38**	**6.3%**	**7**	**1.2%**	**57**	**40/275**	**109.8**

2020 (8-8)

HEAD COACH KLIFF KINGSBURY

Sept. 13	At San Francisco	W	24-20	0
Sept. 20	**Washington**	**W**	**30-15**	**0**
Sept. 27	**Detroit**	**L**	**23-26**	**0**
Oct. 4	At Carolina	L	21-31	5,120
Oct. 11	At NY Jets	W	30-10	0
Oct. 19	At Dallas	W	38-10	25,174
Oct. 25	**Seattle**	**W**	**37-34 (OT)**	**1,200**
Nov. 1	Open Date			
Nov. 8	**Miami**	**L**	**31-34**	**4,200**
Nov. 15	**Buffalo**	**W**	**32-30**	**4,200**
Nov. 19	At Seattle	L	21-28	0
Nov. 29	At New England	L	17-20	0
Dec. 6	**LA Rams**	**L**	**28-38**	**0**
Dec. 13	At NY Giants	W	26-7	0
Dec. 20	**Philadelphia**	**W**	**33-26**	**0**
Dec. 26	**San Francisco**	**L**	**12-20**	**0**
Jan. 3	At LA Rams	L	7-18	0
			410-367	

Home 4-4 (9,600). Away 4-4 (30,294).

TEAM STATISTICS

	Cards	Opp.
Total First Downs	**381**	**363**
Rushing	136	118
Passing	211	207
Penalty	34	38
3rd Down: Made/Att	80/202	80/202
3rd Down Pct.	39.6%	39.6%
4th Down: Made/Att	17/25	14/21
4th Down Pct.	68.0%	66.7%
Possession Avg.	**28:46**	**31:14**
Total Net Yards	**6153**	**5631**
Avg. Per Game	384.6	351.9
Total Plays	1083	1054
Avg. Per Play	5.7	5.3
Net Yards Rushing	**2237**	**2008**
Avg. Per Game	139.8	125.5
Total Rushes	479	436
Net Yards Passing	**3916**	**3623**
Avg. Per Game	244.8	226.4
Sacked/Yards Lost	29/186	48/326
Gross Yards	4102	3949
Att./Completions	575/387	570/365
Completion Pct.	67.3%	64.0%
Had Intercepted	13	11
Punts/Average	**58/44.8**	**67/44.6**
Net Punting Avg.	**39.6**	**40.1**
Penalties/Yards	**113/868**	**104/841**
Fumbles/Ball Lost	**22/8**	**19/10**
Touchdowns	**49**	**42**
Rushing	22	13
Passing	27	26
Returns	0	3

SCORE BY PERIODS

	Q1	Q2	Q3	Q4	OT	Pts
Team	98	109	90	110	3	410
Opponents	72	128	70	97	0	367

SCORING

	TD	Ru	Pa	Rt	PAT	FG	2Pt	Pts
Z.Gonzalez	0	0	0	0	38/39	16/22	0	86
K.Murray	11	11	0	0	0/0	0/0	0	66
K.Drake	10	10	0	0	0/0	0/0	0	60
D.Hopkins	6	0	6	0	0/0	0/0	0	36
C.Kirk	6	0	6	0	0/0	0/0	0	36
C.Edmonds	5	1	4	0	0/0	0/0	0	30
M.Nugent	0	0	0	0	7/7	7/8	0	28
D.Arnold	4	0	4	0	0/0	0/0	0	24
A.Isabella	2	0	2	0	0/0	0/0	0	12
J.Ward	1	0	1	0	0/0	0/0	0	6
J.Thomas	1	0	1	0	0/0	0/0	0	6
D.Daniels	1	0	1	0	0/0	0/0	0	6
L.Fitzgerald	1	0	1	0	0/0	0/0	0	6
M.Williams	1	0	1	0	0/0	0/0	0	6
Team	**49**	**22**	**27**	**0**	**45/46**	**23/30**	**0**	**410**
Opponents	**42**	**13**	**26**	**3**	**36/38**	**25/30**	**0**	**367**

2-Pt. Conversions: Team 0/3, Opponents: 0/4

SACKS:

H.Reddick 12.5, D.Gardeck 7.0, M.Golden 3.0, D.Kennard 3.0, A.Blackson 2.5, B.Baker 2.0, C.Peters 2.0, Z.Allen 2.0, D.Campbell 2.0, I.Simmons 2.0, J.Phillips 2.0, B.Murphy 2.0, J.Mauro 1.0, L.Fotu 1.0, C.Jones 1.0, M.Dogbe 1.0, T.Coley 1.0, T.Vallejo 1.0 **Team: 48.0, Opponents: 29.0**

RUSHING

	No.	Yds	Avg	Long	TD
K.Drake	239	955	4.0	69t	10
K.Murray	133	819	6.2	48	11
C.Edmonds	97	448	4.6	32	1
C.Streveler	4	15	3.8	12	0
C.Kirk	2	3	1.5	3	0
D.Foster	2	2	1.0	2	0
D.Hopkins	1	1	1.0	1	0
A.Isabella	1	-6	-6.0	-6	0
Team	**479**	**2237**	**4.7**	**69t**	**22**
Opponents	**436**	**2008**	**4.6**	**38t**	**13**

RECEIVING

	No.	Yds	Avg	Long	TD
D.Hopkins	115	1407	12.2	60	6
L.Fitzgerald	54	409	7.6	18	1
C.Edmonds	53	402	7.6	30	4
C.Kirk	48	621	12.9	80t	6
D.Arnold	31	438	14.1	59t	4
K.Drake	25	137	5.5	18	0
A.Isabella	21	224	10.7	54	2
K.Johnson	15	173	11.5	45	0
M.Williams	8	102	12.8	42	1
D.Daniels	8	92	11.5	31	1
T.Sherfield	5	50	10.0	26	0
E.Turner	1	26	26.0	26	0
J.Ward	1	11	11.0	11t	1
D.Foster	1	7	7.0	7	0
J.Thomas	1	3	3.0	3t	1
S.DeValve	0	0	0.0	0	0
Team	**387**	**4102**	**10.6**	**80t**	**27**
Opponents	**365**	**3949**	**10.8**	**76t**	**26**

INTERCEPTIONS

	No.	Yds	Avg	Long	TD
D.Kirkpatrick	3	13	4.3	13	0
P.Peterson	3	7	2.3	7	0
B.Baker	2	90	45.0	90	0
I.Simmons	1	12	12.0	12	0
J.Hicks	1	6	6.0	6	0
M.Golden	1	1	1.0	1	0
Team	**11**	**129**	**11.7**	**90**	**0**
Opponents	**13**	**229**	**17.6**	**84t**	**2**

PUNTING

	No	Yds	Avg	Net	TB	In	Lg	B
A.Lee	58	2600	44.8	39.6	5	21	61	0
Team	**58**	**2600**	**44.8**	**39.6**	**5**	**21**	**61**	**0**
Opponents	**67**	**2985**	**44.6**	**40.1**	**8**	**25**	**66**	**2**

PUNT RETURNS

	Ret	FC	Yds	Avg	Long	TD
C.Kirk	22	10	132	6.0	24	0
B.Murphy	2	1	3	1.5	3	0
A.Isabella	1	4	1	1.0	1	0
Team	**25**	**15**	**136**	**5.4**	**24**	**0**
Opponents	**22**	**20**	**201**	**9.1**	**58**	**0**

KICKOFF RETURNS

	No.	Yds	Avg	Long	TD
C.Edmonds	18	417	23.2	54	0
D.Foster	2	49	24.5	28	0
A.Isabella	2	30	15.0	15	0
C.Kirk	1	20	20.0	20	0
D.Daniels	1	9	9.0	9	0
Team	**24**	**525**	**21.9**	**54**	**0**
Opponents	**46**	**895**	**19.5**	**53**	**0**

FIELD GOALS

	1-19	20-29	30-39	40-49	50+
Z.Gonzalez	0/ 0	4/ 4	2/ 2	8/ 13	2/ 3
M.Nugent	0/ 0	1/ 1	4/ 5	2/ 2	0/ 0
Team	**0/ 0**	**5/ 5**	**6/ 7**	**10/ 15**	**2/ 3**
Opponents	**0/ 0**	**9/ 9**	**6/ 8**	**3/ 5**	**7/ 8**

USUAL STARTING LINEUP

Offense	Defense
WR . . . Larry Fitzgerald	**DT** . . . . . .Jordan Phillips
LT . . . . D.J. Humphries	**NT** . . . . . Corey Peters
LG . . . . . .Justin Pugh	**DT** . . . . . .Zach Allen
C . . . . . Mason Cole	**SAM** . . . Haason Reddick
RG . . . . .Justin Murray	**ILB** . . . . . Jordan Hicks
RT . . . Kelvin Beachum	**ILB** . . DeVondre Campbell
TE . . . . Maxx Williams	**WILL** . . . . Markus Golden
WR . . DeAndre Hopkins	**CB** . . . . . Patrick Peterson
WR . . . . .Christian Kirk	**CB** . . . . . Dre Kirkpatrick
QB . . . . . Kyler Murray	**SS** . . . . .Jalen Thompson
RB . . . . .Kenyan Drake	**FS** . . . . . Budda Baker

NOTES

In a season defined by a COVID-19 pandemic that changed the sports landscape throughout the world, the Cardinals showed yet more growth under second-year head coach **Kliff Kingsbury** while fighting through a missed offseason, no preseason and mostly empty stadiums around the country … with fans barred from attending games at most NFL venues, Arizona's streak of 144 consecutive sellouts at State Farm Stadium was halted … on the field, the Cardinals finished top-10 in total offense (#6), rushing yards/game (#7), rushing TDs (#4) and offensive TDs (#10) … team's 6,153 total net yards were the third-most in franchise history, its 410 points the fifth-most in team history and for just the sixth time in team annals the Cardinals posted 2,000+ rushing yards and 20+ rushing TDs in a single season … had a streak of five consecutive games in which they put up 30+ points and 400+ net yards of offense, the longest such streak in franchise history … despite 20 different players combining to miss 100 games on the defensive side of the ball, ended the year ranked in the top-10 in sacks (#4), tackles for loss (#4), rushing TDs allowed (#7), offensive TDs allowed (#8), yards allowed/play (#8) and pass defense (#10) … had an NFL-high 18 players who recorded at least 1.0 sack in 2020 and an NFL-high 12 players who recorded 2.0+ sacks … **Larry Fitzgerald** started all 13 games played and finished with 54 receptions, marking his 17th consecutive season with 50+ catches, the longest streak in NFL history … **Kyler Murray** was voted a team captain and earned his first career Pro Bowl nod, becoming the first QB in franchise history named to the Pro Bowl within his first two NFL seasons and the youngest QB to earn a Pro Bowl selection for the Cardinals (23) … his 67.2 completion percentage set a franchise record while his 819 rushing yards and 11 rushing TDs also set franchise QB records … with 26 passing TDs and 11 rushing TDs in 2020, joined Cam Newton (2015) as the only players in NFL history with 25+ passing TDs and 10+ rushing TDs in a season … **Deandre Hopkins** was named to his fifth Pro Bowl as a starter and received 2nd-team All-Pro honors after posting a franchise record 115 receptions (#2 in the NFL) for 1,407 yards (#3 in the NFL) and six TDs during his first season in Arizona … **Budda Baker** was selected to his third Pro Bowl as a starter (second consecutive at safety) and received 1st-team All-Pro recognition after recording a team-high-tying 118 tackles, 7 TFL, 2.0 sacks, 3 QB hits, 2 INTs, 6 PD and a FF in 15 games (all starts) … tied for the NFL lead among DBs with 118 tackles including 84 solo stops, which led all DBs … **Haason Reddick** was the player in the NFL who ranked in the top-5 in sacks (#4 - 12.5), tackles for loss (#3 - 15) and forced fumbles (#2 - 6) in 2020 … **D.J. Humphries** was named a team captain and received the fifth-highest overall grade (88.3) and third-best run-blocking grade (90.8) among offensive tackles by Pro Football Focus, who credited him with just 3.0 sacks allowed on 695 pass-blocking snaps … **Dennis Gardeck** was named a team captain for the first time in his career and had 7.0 sacks, 7 TFL and 10 QB hits in just 93 defensive snaps.

FINAL NFC WEST STANDINGS

Team	W	L	T	Pct.	Pts.	OP
Seattle	12	4	0	.750	459	371
Los Angeles	10	6	0	.625	372	296
Arizona	8	8	0	.500	410	367
San Francisco	6	10	0	.375	376	390

PASSING

	Att	Cmp	Yds	Cmp%	Yds/Att	TD	TD%	Int	Int%	Long	Sack/Lost	Rating
K.Murray	558	375	3971	67.2%	7.1	26	4.7%	12	2.2%	80t	27/176	94.3
C.Streveler	16	11	105	68.8%	6.6	1	6.3%	1	6.3%	19	2/10	81.5
A.Lee	1	1	26	100.0%	26.0	0	0.0%	0	0.0%	26	0/0	118.8
Team	**575**	**387**	**4102**	**67.3%**	**7.1**	**27**	**4.7%**	**13**	**2.3%**	**80t**	**29/186**	**94.1**
Opponents	**570**	**365**	**3949**	**64.0%**	**6.9**	**26**	**4.6%**	**11**	**1.9%**	**76t**	**48/326**	**91.5**

2021 (11-6)

HEAD COACH KLIFF KINGSBURY

Sept. 12	At Tennessee	W	38-13	67,216
Sept. 19	**Minnesota**	**W**	**34-33**	**61,264**
Sept. 26	At Jacksonville	W	31-19	58,012
Oct. 3	At LA Rams	W	37-20	70,003
Oct. 10	**San Francisco**	**W**	**17-10**	**62,716**
Oct. 17	At Cleveland	W	37-14	67,431
Oct. 24	**Houston**	**W**	**31-5**	**60,297**
Oct. 28	**Green Bay**	**L**	**21-24**	**63,696**
Nov. 7	At San Francisco	W	31-17	59,012
Nov. 14	**Carolina**	**L**	**10-34**	**62,400**
Nov. 21	At Seattle	W	23-13	68,833
Nov. 28	Open Date			
Dec. 5	At Chicago	W	33-22	60,803
Dec. 13	**LA Rams**	**L**	**23-30**	**63,999**
Dec. 19	At Detroit	L	12-30	45,211
Dec. 25	**Indianapolis**	**L**	**16-22**	**63,900**
Jan. 2	At Dallas	W	25-22	93,459
Jan. 9	**Seattle**	**L**	**30-38**	**63,858**
				449-366

Home 3-5 (502,130). Away 8-1 (589,980).

NFC Wild Card Game

Jan. 17	At LA Rams	L	11-34	70,625

TEAM STATISTICS

	Cards	Opp.
Total First Downs	**367**	**336**
Rushing	127	109
Passing	214	192
Penalty	26	35
3rd Down: Made/Att	100/221	79/207
3rd Down Pct.	45.2%	38.2%
4th Down: Made/Att	17/29	14/30
4th Down Pct.	58.6%	46.7%
Possession Avg.	**31:15**	**28:45**
Total Net Yards	**6352**	**5597**
Avg. Per Game	373.6	329.2
Total Plays	1126	1028
Avg. Per Play	5.6	5.4
Net Yards Rushing	**2076**	**1952**
Avg. Per Game	122.1	114.8
Total Rushes	496	426
Net Yards Passing	**4276**	**3645**
Avg. Per Game	251.5	214.4
Sacked/Yards Lost	39/343	41/227
Gross Yards	4619	3872
Att./Completions	591/415	561/367
Completion Pct.	70.2%	65.4%
Had Intercepted	11	13
Punts/Average	**52/48.8**	**58/46.8**
Net Punting Avg.	**41.8**	**42**
Penalties/Yards	**114/990**	**100/896**
Fumbles/Ball Lost	**30/4**	**28/14**
Touchdowns	**52**	**42**
Rushing	23	10
Passing	27	30
Returns	2	2

SCORE BY PERIODS

	Q1	Q2	Q3	Q4	OT	Pts
Team	106	123	128	92	0	449
Opponents	60	133	87	86	0	366

SCORING

	TD	Ru	Pa	Rt	PAT	FG	2Pt	Pts
M.Prater	0	0	0	0	47/49	30/37	0	137
J.Conner	18	15	3	0	0/0	0/0	0	108
D.Hopkins	8	0	8	0	0/0	0/0	0	48
C.Kirk	5	0	5	0	0/0	0/0	0	30
K.Murray	5	5	0	0	0/0	0/0	0	30
A.Wesley	3	0	3	0	0/0	0/0	0	18
A.Green	3	0	3	0	0/0	0/0	0	18
Z.Ertz	3	0	3	0	0/0	0/0	0	18
C.Edmonds	2	2	0	0	0/0	0/0	0	12
M.Williams	1	0	1	0	0/0	0/0	0	6
B.Murphy	1	0	0	1	0/0	0/0	0	6
Z.Allen	1	0	0	1	0/0	0/0	0	6
E.Benjamin	1	1	0	0	0/0	0/0	0	6
R.Moore	1	0	1	0	0/0	0/0	0	6
Team	**52**	**23**	**27**	**2**	**47/49**	**30/37**	**0**	**449**
Opponents	**42**	**10**	**30**	**2**	**35/39**	**23/28**	**3**	**366**

2-Pt. Conversions: Team 0/3, Opponents: 3/3

SACKS

M.Golden 11.0, C.Jones 10.5, J.Hicks 4.0, Z.Allen 4.0, J.Phillips 3.0, B.Baker 2.0, I.Simmons 1.5, M.Dogbe 1.0, J.Watt 1.0, J.Mauro 1.0, B.Murphy 0.5, T.Vallejo 0.5 **Team: 40.0, Opponents: 39.0**

RUSHING

	No.	Yds	Avg	Long	TD
J.Conner	202	752	3.7	35	15
C.Edmonds	116	592	5.1	54	2
K.Murray	88	423	4.8	57	5
E.Benjamin	34	118	3.5	21t	1
R.Moore	18	76	4.2	26	0
C.McCoy	22	37	1.7	11	0
J.Ward	9	33	3.7	7	0
G.Dortch	1	24	24.0	24	0
C.Kirk	1	11	11.0	11	0
C.Streveler	3	6	2.0	4	0
Z.Ertz	1	4	4.0	4	0
A.Lee	1	0	0.0	0	0
Team	**496**	**2076**	**4.2**	**57**	**23**
Opponents	**426**	**1952**	**4.6**	**62t**	**10**

RECEIVING

	No.	Yds	Avg	Long	TD
C.Kirk	77	982	12.8	50	5
Z.Ertz	56	574	10.3	47t	3
A.Green	54	848	15.7	42	3
R.Moore	54	435	8.1	77t	1
C.Edmonds	43	311	7.2	36	0
D.Hopkins	42	572	13.6	55	8
J.Conner	37	375	10.1	45t	3
A.Wesley	19	208	10.9	33	3
M.Williams	16	193	12.1	34	1
E.Benjamin	6	42	7.0	12	0
J.Ward	3	34	11.3	23	0
G.Dortch	3	15	5.0	10	0
D.Harris	3	10	3.3	7	0
A.Isabella	1	13	13.0	13	0
D.Daniels	1	0	0.0	0	0
K.Murray	0	7	0.0	7	0
Team	**415**	**4619**	**11.1**	**77t**	**27**
Opponents	**367**	**3872**	**10.6**	**64t**	**30**

INTERCEPTIONS

	No.	Yds	Avg	Long	TD
B.Murphy	4	49	12.3	29t	1
B.Baker	3	101	33.7	77	0
J.Thompson	3	49	16.3	33	0
Z.Allen	1	25	25.0	25	0
R.Alford	1	23	23.0	23	0
I.Simmons	1	0	0.0	0	0
Team	**13**	**247**	**19.0**	**77**	**1**
Opponents	**11**	**228**	**20.7**	**50**	**1**

PUNTING

	No	Yds	Avg	Net	TB	In	Lg	B
A.Lee	51	2501	49.0	41.9	5	12	62	0
R.Winslow	1	39	39.0	39.0	0	0	39	0
Team	**52**	**2540**	**48.8**	**41.8**	**5**	**12**	**62**	**0**
Opponents	**58**	**2714**	**46.8**	**42.0**	**2**	**25**	**69**	**0**

PUNT RETURNS

	Ret	FC	Yds	Avg	Long	TD
R.Moore	21	10	171	8.1	27	0
G.Dortch	3	0	24	8.0	17	0
B.Murphy	1	0	48	48.0	48	0
C.Kirk	1	6	-5	-5.0	0	0
Team	**26**	**16**	**238**	**9.2**	**48**	**0**
Opponents	**30**	**8**	**265**	**8.8**	**27**	**0**

KICKOFF RETURNS

	No.	Yds	Avg	Long	TD
R.Moore	13	291	22.4	32	0
E.Benjamin	7	162	23.1	29	0
G.Dortch	4	79	19.8	31	0
D.Harris	2	26	13.0	14	0
A.Isabella	1	31	31.0	31	0
J.Ward	1	16	16.0	16	0
D.Daniels	1	6	6.0	6	0
Team	**29**	**611**	**21.1**	**32**	**0**
Opponents	**20**	**421**	**21.1**	**35**	**0**

FIELD GOALS

	1-19	20-29	30-39	40-49	50+
M.Prater	0/0	11/11	9/11	3/5	7/10
Team	**0/0**	**11/11**	**9/11**	**3/5**	**7/10**
Opponents	**0/0**	**6/6**	**5/6**	**8/11**	**4/5**

USUAL STARTING LINEUP

Offense	Defense
WR. . DeAndre Hopkins	**DE**. . . . . .J.J. Watt
LT. . . . D.J. Humphries	**NT**. . . . . Corey Peters
LG . . . . . .Justin Pugh	**DT**. . . . . .Zach Allen
C . . . . Rodney Hudson	**OLB**. . . . .Chandler Jones
RG . . . . . Max Garcia	**ILB** . . . . . Jordan Hicks
RT . . . Kelvin Beachum	**ILB** . . . . Isaiah Simmons
TE . . . . . .Zach Ertz	**OLB**. . . . . Markus Golden
WR. . . . .Christian Kirk	**CB**. . . . Byron Murphy, Jr.
WR. . . . . .A.J. Green	**CB**. . . . . .Marco Wilson
QB . . . . . Kyler Murray	**SS**. . . . .Jalen Thompson
RB . . . . James Conner	**FS**. . . . . Budda Baker

NOTES

Under third-year head coach Kliff Kingsbury, the Cardinals posted an 11-6 record and made their first postseason appearance since 2015 ... after posting an NFL-low three wins in 2018, Arizona has now improved its win total by multiple games in each of Kingsbury's first three seasons: 5 in 2019, 8 in 2020 and 11 in 2021 ... Cardinals started season with a 7-0 record, tying the franchise record for wins to open a season (also had 7 in 1974) ... with fans back in stadiums across the country, the Cardinals sold out all eight games played at State Farm Stadium ... Arizona also led the NFL with an 8-1 home record in 2021, establishing a franchise record for road wins in a season ... the Cardinals ranked #1 in the NFL in in points scored (267), total TDs (31), rushing TDs (12), passer rating (111.2), turnover margin (+18), forced fumbles (14) and fumble recoveries (11) on the road ... Arizona (7 in 2021) joined San Francisco (7 in 1984) and Dallas (7 in 1968) as the only teams in NFL history to win seven consecutive road games by 10+ points ... Cardinals 15 turnovers were the fewest in a season in franchise history and their four fumbles lost were the fewest in team annals ... team finished with 4,276 net passing yards and 2,076 rushing yards, marking just second time in team history (1984) with 4,000+ passing yards and 2,000+ rushing yards in a season ... highly successful season came despite a rash of injuries, particularly on offense, as the starting unit in Week 1 played just three games together all season ... **Kyler Murray** was voted a team captain for the second time and earned his second straight Pro Bowl selection, becoming the first QB in franchise history named to multiple Pro Bowls in his first three NFL seasons ... became the first player in NFL history with 70+ passing TDs and 20+ rushing TDs in his first three seasons ... established a franchise single-season record with a 69.2 completion percentage, best his mark of 67.2% in 2020 ... at 24 years, 120 old he became the fourth-youngest player in NFL history to reach 10,000 career passing yards ... Murray (110.6) joined Carson Palmer (104.6 in 2015) as the only QBs in franchise history to post a 100.0+ passer rating for a full season ... **Budda Baker** was selected to his fourth Pro Bowl as a starter (third straight at safety) and received 2nd-team All Pro honors ... **James Conner** earned his second career Pro Bowl selection after scoring 18 TDs (15 rushing; 3 receiving), the second-highest single-season total in franchise history ... his 15 rushing TDs ranked second in the NFL and marked the second-highest season total in team history ... **Zach Ertz,** despite playing just 11 games in Arizona after being acquired in an in-season trade, caught 56 passes for 574 yards and three TDs, tying the franchise single-season record for receptions by a TE ... **DeAndre Hopkins,** despite missing seven games due to injury, led the team with eight TD receptions ... **Matt Prater** scored 137 points (30 FG, 47 PAT), the second-highest single-season total in team history ... connected on a franchise record 62-yard FG in Week 2 vs. Minnesota and set a team season record with seven FGs of 50+ yards ... **Andy Lee** established a franchise single-season record with a 49.0-yard punting average.

FINAL NFC WEST STANDINGS

Team	W	L	T	Pct.	Pts.	OP
Los Angeles	12	5	0	.706	460	372
Arizona	11	6	0	.647	449	366
San Francisco	10	7	0	.588	427	365
Seattle	7	10	0	.412	395	366

PASSING

	Att	Cmp	Yds	Cmp%	Yds/Att	TD	TD%	Int	Int%	Long	Sack/Lost	Rating
K.Murray	481	333	3787	69.2%	7.9	24	5.0%	10	2.1%	77t	31/286	100.5
C.McCoy	99	74	740	74.7%	7.5	3	3.0%	1	1.0%	50	6/40	101.4
C.Streveler	9	6	36	66.7%	4.0	0	0.0%	0	0.0%	17	2/17	74.3
C.Kirk	1	1	33	100.0%	33.0	0	0.0%	0	0.0%	33	0/0	118.8
C.Banjo	1	1	23	100.0%	23.0	0	0.0%	0	0.0%	23	0/0	118.8
A.Lee	0	0	0	0.0%	0.0	0	0.0%	0	0.0%	0	0/0	0.0
Team	**591**	**415**	**4619**	**70.2%**	**7.8**	**27**	**4.6%**	**11**	**1.9%**	**77t**	**39/343**	**100.6**
Opponents	**561**	**367**	**3872**	**65.4%**	**6.9**	**30**	**5.3%**	**13**	**2.3%**	**64t**	**41/227**	**93.5**

PRESEASON RESULTS

1946 (2-0)

Sept. 8	At Newark Bears	W	48–6	10,800
Sept. 13	Greensboro Generals	W	47–0	5,000

1947 (3-0)

Sept. 5	Philadelphia (At Buffalo, N.Y.)	W	38–21	16,282
Sept. 10	N.Y. Giants	W	52–21	39,850
Sept. 19	Boston Yanks (At Dallas, Tex.)	W	7–3	16,000

1948 (4-0)

Aug. 20	College All-Stars (At Chicago-Soldier Field)	W	28–0	101,220
Sept. 6	Washington (At Denver, Colo.)	W	46–20	17,782
Sept. 10	At Philadelphia	W	23–9	65,000
Sept. 19	Pittsburgh (At Chicago-Wrigley Field)	W	35–14	16,834

1949 (4-1)

Aug. 29	Philadelphia	L	14–51	36,236
Sept. 2	N.Y. Bulldogs (At Allentown, Pa.)	W	24–21	8,316
Sept. 10	Washington (At Birmingham, Ala.)	W	24–10	25,000
Sept. 14	At Pittsburgh	W	30–7	17,983
Sept. 18	Wilkes-Barre Barons (At Pittston, Pa.)	W	49–6	3,519

1950 (1-5)

Aug. 16	At Green Bay	L	14–17	20,136
Aug. 19	N.Y. Yanks (At Des Moines, Ia.)	L	10–23	12,000
Aug. 23	At L.A. Rams	L	31–34	16,919
Aug. 26	Washington (At Denver, Colo.)	L	7–31	17,302
Sept. 1	San Francisco	W	28–21	29,207
Sept. 9	Detroit (Birmingham, Ala.)	L	16–24	15,000

1951 (2-3)

Aug. 25	At Green Bay	L	14–17	16,168
Aug. 31	N.Y. Yanks	W	28–7	20,165
Sept. 8	L.A. Rams (At Salt Lake City, Utah)	W	36–21	18,000
Sept. 15	Detroit (At San Antonio, Tex.)	L	7–21	19,510
Sept. 23	San Francisco (At Omaha, Neb.)	L	17–37	10,000

1952 (3-3)

Aug. 18	Detroit (At Amarillo, Tex.)	L	13–28	10,500
Aug. 24	At San Francisco	L	14–38	34,109
Aug. 30	L.A. Rams (At Portland, Ore.)	L	14–24	30,000
Sept. 7	Green Bay	W	38–7	15,497
Sept. 13	Camp Polk (At Camp Polk, La.)	W	66–7	6,000
Sept. 20	Dallas Texans (At Houston, Tex.)	W	10–0	12,500

1953 (2-2-1)

Aug. 22	Baltimore Colts (At Lubbock, Tex.)	L	7–10	3,000
Aug. 29	Green Bay (At Spokane, Wash.)	W	13–7	17,000
Sept. 7	L.A. Rams (At Portland, Ore.)	W	23–10	26,210
Sept. 13	At San Francisco	T	14–14	22,736
Sept. 20	At Chicago Bears	L	13–14	25,840

1954 (2-5)

Aug. 14	Green Bay (At Minneapolis, Minn.)	W	27–10	21,000
Aug. 18	Chicago Bears (At Chattanooga, Tenn.)	W	19–0	12,000
Aug. 21	N.Y. Giants (At Spokane, Wash.)	L	0–30	10,000
Aug. 29	At San Francisco	L	7–42	24,559
Sept. 4	L.A. Rams (At Portland, Ore.)	L	17–51	19,295
Sept. 11	Philadelphia (At St. Louis, Mo.)	L	0–30	10,000
Sept. 15	Baltimore Colts	L	2–20	18,581

1955 (1-4)

Aug. 20	Chicago Bears (At Jacksonville, Fla.)	W	21–6	24,000
Aug. 28	Detroit	L	16–17	12,621
Sept. 4	At San Francisco	L	7–43	33,579

1956 (1-5)

Aug. 18	Chicago Bears (At Jacksonville, Fla.)	L	7–31	22,000
Aug. 25	Detroit (At Mobile, Ala.)	W	20–17	20,000
Sept. 2	At San Francisco	L	13–14	28,758
Sept. 7	At L.A. Rams	L	21–69	35,855
Sept. 15	Green Bay (At St. Louis, Mo.)	L	20–21	31,454
Sept. 23	N.Y. Giants (At Memphis, Tenn.)	L	7–42	Unknown

1957 (1-5)

Aug. 16	Green Bay (At Miami, Fla.)	L	16–20	20,820
Aug. 24	Green Bay (At Austin, Tex.)	L	14–17	20,000
Aug. 31	L.A. Rams (At Portland, Ore.)	L	21–63	21,108
Sept. 7	San Francisco (At Seattle, Wash.)	L	21–27	28,000
Sept. 15	Baltimore Colts (At Louisville, Ky.)	L	9–27	17,216
Sept. 21	Baltimore Colts (At St. Louis, Mo.)	W	27–21	21,182

1958 (2-3-1)

Aug. 17	Chicago Bears (At Buffalo, N.Y.)	L	7–10	15,000
Aug. 23	Baltimore Colts (At Austin, Tex.)	T	31–31	14,000
Aug. 31	At San Francisco	L	31–55	23,997
Sept. 6	L.A. Rams (At Seattle, Wash.)	W	27–26	31,500
Sept. 12	Pittsburgh (At St. Louis, Mo.)	L	31–55	25,302
Sept. 21	Green Bay (At Minneapolis, Minn.)	W	31–24	18,520

1959 (4-3)

Aug. 5	At Toronto Argonauts	W	55–27	27,152
Aug. 15	Detroit (At Norman, Okla.)	L	19–21	40,000
Aug. 22	Pittsburgh	W	21–10	15,000
Aug. 29	At L.A. Rams	L	21–34	52,013
Sept. 5	San Francisco (At Seattle, Wash.)	W	27–24	23,000
Sept. 11	Pittsburgh (At St. Louis, Mo.)	L	13–21	30,055
Sept. 20	Baltimore Colts (At Louisville, Ky.)	W	31–17	16,671

1960 (4-2)

Aug. 13	Dallas (At San Antonio, Tex.)	W	20–13	14,000
Aug. 20	Detroit (At Toledo, Ohio)	L	21–24	8,036
Aug. 26	Baltimore (At Charleston, S.C.)	W	31–21	14,000
Sept. 5	At Green Bay	L	14–35	20,668
Sept. 9	Philadelphia	W	35–14	23,666
Sept. 18	At San Francisco	W	24–17	13,021

1961 (1–4)

Aug. 2	At Toronto (Vs. CFL Argonauts)	W	36–7	24,376
Aug. 18	Green Bay	L	10–31	31,056
Aug. 26	Pittsburgh (At Jacksonville, Fla.)	L	14–24	13,090
Sept. 1	At Detroit	L	7–20	12,621
Sept. 9	Philadelphia (At Hershey, Pa.)	L	0–27	13,392

1962 (1–3–1)

Aug. 11	N.Y. Giants (At Canton, Ohio)	T	21–21	15,000
Aug. 18	Green Bay (At Jacksonville, Fla.)	L	14–21	21,622
Aug. 25	At Minnesota	W	24–21	15,500
Sept. 1	Detroit (At Omaha, Neb.)	L	14–19	13,319
Sept. 7	Detroit	L	0–14	32,439

1963 (2–2)

Aug. 16	San Francisco (At Salt Lake City, Utah)	W	24–22	19,038
Aug. 24	Detroit (At Omaha, Neb.)	L	17–22	14,400
Aug. 31	At Chicago Bears	W	17–14	60,884
Sept. 6	Minnesota	L	0–35	30,842

1964 (3–2)

Aug. 8	Green Bay (At New Orleans, La.)	W	20–7	63,000
Aug. 15	Minnesota (At Atlanta, Ga.)	L	10–24	10,500
Aug. 21	Baltimore	W	30–21	32,069
Aug. 28	At Chicago Bears	W	7–3	50,173
Sept. 5	Washington (At Norfolk, Va.)	L	10–17	20,642

1965 (1–3–1)

Aug. 14	Baltimore (At New Orleans, La.)	L	10–22	75,229
Aug. 21	Washington (At Richmond, Va.)	L	7–13	19,000
Aug. 27	San Francisco	T	17–17	29,831
Sept. 3	At Chicago Bears	W	25–3	52,648
Sept. 11	At Green Bay	L	13–31	50,858

1966 (2–3)

Aug. 6	Atlanta	W	20–10	34,303
Aug. 11	At Detroit	W	28–14	24,011
Aug. 19	Baltimore	L	7–33	28,304
Aug. 27	At L.A. Rams	L	14–32	33,172
Sept. 2	At Chicago Bears	L	20–22	58,620

1967 (1–4)

Aug. 12	New Orleans (At Shreveport, La.)	L	14–23	28,500
Aug. 21	Baltimore	W	9–5	34,054
Aug. 26	Pittsburgh (At Nashville, Tenn.)	L	13–24	10,376
Sept. 1	At Chicago Bears	L	14–42	41,079
Sept. 8	Detroit	L	7–21	18,083

1968 (3–2)

Aug. 9	Pittsburgh	W	24–7	26,811
Aug. 17	At Kansas City	L	10–13	47,462
Aug. 25	N.Y. Giants (At New Haven, Conn.)	W	18–10	53,776
Sept. 1	Minnesota	W	31–28	25,233
Sept. 6	At Chicago Bears	L	17–19	59,681

1969 (4–2)

Aug. 9	N.Y. Jets	W	13–6	50,372
Aug. 16	Pittsburgh (At Norfolk, Va.)	W	27–13	13,815
Aug. 23	Minnesota (At Memphis, Tenn.)	L	13–41	34,416
Aug. 29	Kansas City	L	21–31	48,006
Sept. 7	At San Francisco	W	21–10	32,506
Sept. 21	At Chicago Bears	W	37–31	61,227

1970 (3–2)

Aug. 15	At Denver	L	16–26	36,327
Aug. 22	Cincinnati	W	41–20	15,864
Aug. 29	Chicago Bears	W	24–3	38,888
Sept. 5	San Diego (At Cleveland, Ohio)	L	27–38	83,043
Sept. 12	Kansas City	W	34–24	50,661

1971 (2–2–1)

Aug. 14	Houston	W	16–14	40,993
Aug. 21	At Washington	L	13–20	40,228
Aug. 28	At Cincinnati	L	21–22	55,493
Sept. 4	At Kansas City	T	17–17	36,743
Sept. 10	Cleveland	W	27–13	46,171

1972 (4–2)

Aug. 4	At Buffalo	W	27–10	38,338
Aug. 12	At Kansas City	L	14–24	78,190
Aug. 19	Denver	W	17–13	34,506
Aug. 24	At Houston	L	24–33	38,596
Sept. 2	At Green Bay	W	31–10	56,263
Sept. 9	Chicago Bears	W	33–14	48,112

1973 (2–3)

Aug. 11	At San Diego	W	17–13	40,447
Aug. 18	At Denver	L	17–38	39,088
Aug. 25	N.Y. Jets	W	13–10	41,040
Sept. 1	At Chicago Bears	L	20–31	55,701
Sept. 7	Kansas City	L	7–16	49,486

1974 (3–4)

July 27	Buffalo (At Canton, Ohio)	W	17–13	17,286
Aug. 3	Chicago (At Champaign, Ill.)	W	10–0	12,877
Aug. 10	Green Bay (At Milwaukee, Wis.)	L	0–13	43,000
Aug. 17	San Diego, (At Seattle, Wash.)	W	48–14	5,383
Aug. 23	N.Y. Jets	L	7–20	39,643
Aug. 31	Minnesota	L	10–14	38,040
Sept. 6	At Kansas City	L	16–31	46,067

1975 (3–3)

Aug. 9	At Kansas City	W	10–3	40,081
Aug. 16	N.Y. Jets	L	13–14	41,265
Aug. 23	Chicago (At Champaign, Ill.)	L	13–14	19,127
Aug. 30	San Diego	W	14–9	37,468
Sept. 6	At Minnesota	W	13–6	46,975
Sept. 14	At Denver	L	17–21	45,631

1976 (4–2)

July 31	N.Y. Jets	W	13–12	16,168
Aug. 7	Oakland (At Tempe, Ariz.)	L	9–20	33,216
Aug. 16	San Diego (At Tokyo)	W	20–10	38,000
Aug. 21	At Chicago Bears	W	20–14	55,755
Aug. 28	Denver	L	17–21	39,808
Sept. 3	Kansas City	W	31–14	42,997

1977 (1–5)

Aug. 6	Atlanta	L	0–3	24,667
Aug. 13	At Denver	L	7–15	44,001
Aug. 19	At Cleveland	L	10–19	31,308
Aug. 27	Cincinnati	L	9–33	44,876
Sept. 2	Chicago Bears	W	23–14	45,074
Sept. 10	At Kansas City	L	20–37	38,480

1978 (2–2)

Aug. 5	At Miami	L	7–28	46,657
Aug. 12	At Chicago Bears	W	26–14	52,732
Aug. 19	At Green Bay	L	17–23	50,423
Aug. 26	At Kansas City	W	12–7	40,884

1979 (2–2)

Aug. 2	At Houston	L	7–9	46,252
Aug. 9	Atlanta	W	42–17	39,705
Aug. 18	At Kansas City	L	3–20	43,214
Aug. 25	Chicago Bears	W	10–7	43,541

1980 (2–2)

Aug. 9	At New Orleans	L	13–17	57,923
Aug. 16	At Tampa Bay	W	21–14	68,384
Aug. 23	Kansas City	L	10–20	41,687
Aug. 30	At Chicago Bears	W	21–13	56,866

1981 (3–1)

Aug. 8	At San Diego	W	12–10	49,234
Aug. 14	At Seattle	W	30–21	55,520
Aug. 22	At Kansas City	W	16–3	42,550
Aug. 29	Chicago Bears	L	27–31	48,793

1982 (1–3)

Aug. 13	At Seattle	L	0–14	55,525
Aug. 21	At San Francisco	L	13–16	51,931
Aug. 28	At Chicago Bears	W	10–3	62,078
Sept. 4	Kansas City	L	6–10	39,926

1983 (1–3)

Aug. 6	Minnesota (At London)	L	10–28	32,847
Aug. 13	Chicago Bears (OT)	W	27–24	31,375
Aug. 20	At Kansas City	L	16–17	34,070
Aug. 27	Green Bay	L	27–39	33,041

1984 (3–1)

Aug. 4	At Chicago Bears	W	19–10	34,399
Aug. 10	Kansas City	W	14–10	30,223
Aug. 17	At Seattle	L	7–17	53,772
Aug. 24	Minnesota	W	31–0	31,210

1985 (2–2)

Aug. 9	Chicago Bears	W	10–3	36,305
Aug. 15	At L.A. Rams	L	7–39	40,518
Aug. 23	Pittsburgh	W	14–6	36,237
Aug. 31	At Kansas City	L	13–17	38,618

1986 (2–3)

Aug. 2	New England (At Canton, OH)	L	16–21	22,739
Aug. 9	At Tampa Bay	W	26–10	31,550
Aug. 16	Kansas City	L	26–27	30,305
Aug. 23	At Chicago Bears	W	14–7	66,030
Aug. 29	At San Diego	L	17–24	44,744

1987 (2–2)

Aug. 15	At Cleveland	L	16–31	78,650
Aug. 22	Seattle	W	28–21	25,309
Aug. 31	At Chicago Bears	W	20–16	66,030
Sept. 6	Kansas City (OT) (At Memphis, Tenn.)	L	10–13	62,353

1988 (1–3)

Aug. 4	At Seattle	L	7–21	54,778
Aug. 12	New Orleans*	L	28–33	51,987
Aug. 21	Minnesota (OT)	L	16–19	46,249
Aug. 25	At Kansas City	W	41–21	36,883

*First game in Arizona as Phoenix Cardinals

1989 (1–3)

Aug. 11	Seattle	L	10–16	37,158
Aug. 21	At L.A. Rams	L	20–23	39,666
Aug. 26	Cleveland	W	21–7	36,667
Sept. 1	At San Diego	L	20–21	41,453

1990 (0–4)

Aug. 11	Seattle	L	9–34	31,316
Aug. 18	Chicago	L	9–17	42,016
Aug. 25	At L.A. Rams	L	7–27	44,134
Aug. 31	At Denver	L	14–25	71,082

1991 (4–0)

Aug. 3	At Seattle	W	31–13	49,448
Aug. 11	At Chicago	W	12–10	55,513
Aug. 17	New England	W	46–0	51,070
Aug. 23	Denver	W	34–10	38,372

1992 (3–1)

Aug. 8	San Diego	W	35–14	28,298
Aug. 15	Chicago	W	20–17	47,026
Aug. 22	At Seattle	L	10–17	51,007
Aug. 26	At Denver	W	21–17	66,743

1993 (3–1)

Aug. 7	L.A. Rams	W	24–13	36,803
Aug. 14	At Chicago	W	11–10	51,748
Aug. 21	At San Diego	L	3–10	52,309
Aug. 27	Denver	W	34–9	44,207

1994 (1–3)

Aug. 5	San Francisco	W	17–7	61,619
Aug. 13	Chicago	L	0–16	52,502
Aug. 19	At Detroit	L	16–24	40,657
Aug. 25	At Denver	L	21–30	70,075

1995 (3–1)

Aug. 5	At Houston	W	16–13	39,899
Aug. 11	Kansas City	W	22–17	37,622
Aug. 20	At Chicago	W	17–16	52,116
Aug. 25	Cleveland	L	17–31	40,903

1996 (1–3)

Aug. 2	Oakland	L	3–26	36,869
Aug. 10	Cincinnati	W	13–10	22,490
Aug. 17	At San Diego	L	10–32	49,442
Aug. 23	At Atlanta	L	30–31	29,306

1997 (1–3)

Aug. 2	At Seattle	L	6–34	49,445
Aug. 8	At. St. Louis	L	0–12	56,799
Aug. 17	At Chicago	L	10–22	22,331
Aug. 22	Oakland	W	15–13	30,584

1998 (2–2)

Aug. 7	At Detroit (OT)	L	10–13	46,331
Aug. 14	Chicago	W	27–24	30,983
Aug. 22	Seattle	L	24–31	32,683
Aug. 29	At Oakland	W	21–14	31,858

1999 (1–3)

Aug. 14	At Denver	L	7–38	67,941
Aug. 20	Tennessee	W	27–17	39,641
Aug. 28	At Seattle	L	7–41	66,277
Sept. 3	Oakland	L	7–43	42,076

2000 (1–3)

Aug. 5	Denver	L	17–31	37,781
Aug. 12	Seattle	W	21–3	34,774
Aug. 18	At Minnesota	L	17–35	63,563
Aug. 25	At San Diego	L	20–24	42,403

2001 (3–1)

Aug. 11	Oakland	L	7–10	33,482
Aug. 18	At Seattle (OT)	W	16–13	47,553
Aug. 25	At Chicago	W	24–20	66,944
Aug. 31	San Diego	W	16–3	27,301

2002 (3–1)

Aug. 10	At San Diego	W	24–17	39,537
Aug. 17	Green Bay	L	21–29	35,716
Aug. 24	Denver	L	13–19	26,736
Aug. 29	At Oakland	L	3–31	35,738

2003 (4–0)

Aug. 9	Dallas	W	13–0	23,838
Aug. 16	At San Diego	W	16–10	41,267
Aug. 22	Chicago	W	27–17	22,968
Aug. 28	At Minnesota	W	31–27	63,473

2004 (1–3)

Aug. 15	At Minnesota	L	6–23	63,658
Aug.21	San Diego	L	13–38	23,654
Aug. 28	Oakland	L	16–17	35,070
Sept. 2	At Denver	W	33–21	71,986

2005 (3–1)

Aug. 13	Dallas	W	13–11	36,787
Aug. 20	At Kansas City	W	24–17	76,173
Aug. 26	At Oakland	W	17–16	36,408
Sept. 2	Denver	L	21–30	40,888

2006 (2–2)

Aug. 12	Pittsburgh	W	21–13	63,400
Aug. 19	At New England	L	3–30	68,756
Aug. 25	At Chicago	W	23–16	60,828
Aug. 31	Denver	L	23–29	62,937

2007 (0–4)

Aug. 11	At Oakland	L	23–27	39,911
Aug. 18	Houston	L	20–33	64,405
Aug. 25	San Diego	L	31–33	64,216
Aug. 30	At Denver	L	3–21	73,282

2008 (2–2)

Aug. 7	New Orleans	L	10–24	63,109
Aug. 16	At Kansas City	W	27–17	70,203
Aug. 23	At Oakland	W	24–0	39,331
Aug. 29	Denver	L	14–28	63,215

2009 (0-4)

Aug. 13	At Pittsburgh	L	10–20	58,330
Aug. 22	San Diego	L	6–17	61,681
Aug. 28	Green Bay	L	37–44	61,753
Sept. 3	At Denver	L	0–19	72,088

2010 (3-1)

Aug. 14	Houston	W	19–16	61,489
Aug. 23	At Tennessee	L	10–24	69,143
Aug. 28	At Chicago	W	14–9	60,834
Sept. 2	Washington	W	20–10	61,509

2011 (2-2)

Aug. 11	At Oakland	W	24–18	25,699
Aug. 23	At Green Bay	L	20–28	67,688
Aug. 27	San Diego	L	31–34	60,041
Sept. 1	Denver	W	26–7	59,910

2012 (1-4)

Aug. 5	New Orleans (At Canton, Ohio)	L	10–17	18,100
Aug. 10	At Kansas City	L	17–27	64,212
Aug. 17	Oakland	W	31–27	59,605
Aug. 23	At Tennessee	L	27–32	69,143
Aug. 30	Denver	L	13–16	59,773

2013 (3-1)

Aug. 9	At Green Bay	W	17–0	73,738
Aug. 17	Dallas	W	12–7	59,698
Aug. 24	San Diego	L	7–24	59,773
Aug. 29	At Denver	W	32–24	75,465

2014 (1-3)

Aug. 9	Houston	W	32–0	60,540
Aug. 16	at Minnesota	L	28–30	51,763
Aug. 24	Cincinnati	L	13–19	60,580
Aug. 28	At San Diego	L	9–12	51,489

2015 (2-2)

Aug. 15	Kansas City	L	19–34	62,313
Aug. 22	San Diego	L	19–22	62,295
Aug. 30	At Oakland	W	30–23	50,500
Sept. 3	At Denver	W	22–20	75,032

2016 (1-3)

Aug. 12	Oakland	L	10–31	64,853
Aug. 19	At San Diego	L	3–19	46,524
Aug. 28	At Houston	L	24–34	71,515
Sept. 1	Denver	W	38–17	64,551

2017 (2-3)

Aug. 3	Dallas (At Canton, Ohio)	L	18-20	21,126
Aug. 12	Oakland	W	20-10	64,183
Aug. 19	Chicago	L	23-24	64,016
Aug. 26	At Atlanta	W	24-14	70,237
Aug. 31	At Denver	L	2-30	75,347

2018 (3-1)

Aug. 11	L.A. Chargers	W	24-17	61,328
Aug. 17	At New Orleans	W	20-15	73,065
Aug. 26	At Dallas	W	27-3	85,546
Aug. 30	Denver	L	10-21	61,661

2019 (1-3)

Aug. 8	L.A. Chargers	W	17-13	60,146
Aug. 15	Oakland	L	26-33	60,221
Aug. 24	At Minnesota	L	9-20	66,698
Aug. 29	At Denver	L	7-20	72,328

2020

Cancelled due to COVID-19 pandemic

2021 (1-1)

Aug. 13	Dallas	W	19-16	59,954
Aug. 20	Kansas City	L	10-17	56,271
Aug. 28	At New Orleans	Cancelled due to Hurricane Ida		

PRESEASON RESULTS (1970-21)

Since 1970 • Team-By-Team

Opponent	W	L	T	Last Meeting
Atlanta	2	2	0	2017
Buffalo	2	0	0	1974
Chicago	22	7	0	2017
Cincinnati	2	3	0	2014
Cleveland	2	3	0	1995
Dallas	5	1	0	2021
Denver	9	19	0	2019
Detroit	0	2	0	1998
Green Bay	2	6	0	2013
Houston	2	2	0	2016
Kansas City	10	14	1	2021
L.A./St. Louis	1	4	0	1997
Miami	0	1	0	1978
Minnesota	3	7	0	2019
New England	1	2	0	2006
New Orleans	1	4	0	2018
New York Jets	2	2	0	1976
Oakland	8	9	0	2019
Pittsburgh	2	1	0	2009
San Diego/L.A.	11	14	0	2019
San Francisco	1	1	0	1994
Seattle	5	9	0	2001
Tampa Bay	2	0	0	1986
Tennessee/Houston	3	4	0	2012
Washington	2	0	0	2010

STEVE SCHOENFELD MEMORIAL PRESS BOX



The press box at State Farm Stadium is named in honor of Steve Schoenfeld, who covered the team and the NFL for The Arizona Republic from 1988 until 2000 when he was killed by a hit-and-run driver.

Schoenfeld worked in Tulsa and Dallas before coming to Arizona and spent the last few months of his life covering the NFL for CBS SportsLine. A tough, but fair, reporter and an eloquent writer, he was president of the Pro Football Writers Association from 1997-99, and his untimely death stunned the league.

Steve was a loving family man as well. He was devoted to his wife, Robin, and was a loving son, brother and uncle. He cared deeply about his friends, and he seemed to have thousands of them.

Said Republic colleague and current sports columnist Kent Somers, "Steve never met a stranger. He not only knew everyone, he had phone numbers for them, too – and didn't hesitate to call them. It's fitting the press box is named in honor of Steve, because to him there was no better place to be on a Sunday afternoon."

TEAM-BY-TEAM RESULTS

ATLANTA FALCONS (17-15)

1966.... Falcons ..... A ... 16–10
1968.... Cardinals ..... H ... 17–12
1971.... Cardinals ..... A 26–9
1973.... Cardinals ..... A ... 32–10
1975.... Cardinals ..... H ... 23–20
1978.... Cardinals ..... H ... 42–21
1980.... Falcons (OT) ... H ... 33–27
1981.... Falcons ..... A ... 41–20
1982.... Cardinals ..... A ... 23–20
1986.... Falcons ..... A ... 33–13
1987.... Cardinals ..... A ... 34–21
1989.... Cardinals ..... H ... 34–20
1990.... Cardinals ..... A ... 24–13
1991.... Cardinals ..... H ... 16–10
1992.... Falcons ..... A ... 20–17
1993.... Cardinals ..... A ... 27–10
1994.... Falcons ..... A 10–6
1995.... Cardinals (OT) .. H ... 40–37
1997.... Cardinals ..... H ... 29–26
1999.... Falcons ..... A ... 37–14
2001.... Falcons ..... H ... 34–14
2004.... Falcons ..... A 6–3
2006.... Falcons ..... A ... 32–10
2007.... Cardinals (OT) .. H ... 30–27
2008.... Cardinals ..... H .. *30–24
2010.... Falcons ..... A 41–7
2012.... Falcons ..... A ... 23–19
2013.... Cardinals ..... H 27-13
2014.... Falcons ..... A 29-18
2016.... Falcons ..... A 38-19
2018.... Falcons ..... A 40-14
2019.... Cardinals ..... H 34-33
*Wild Card Playoff

BALTIMORE RAVENS (2-5)

1997.... Cardinals ..... A ... 16–13
2000.... Ravens..... H 13–7
2003.... Ravens..... H ... 26–18
2007.... Ravens..... A ... 26–23
2011.... Ravens..... A ... 30–27
2015.... Cardinals ..... H ... 26–18
2019.... Ravens..... A 23-17

BUFFALO BILLS (5-7)

1971.... Cardinals ..... A ... 28–23
1975.... Bills ..... H ... 32–14
1981.... Cardinals ..... H 24–0
1984.... Cardinals ..... H 37–7
1986.... Bills ..... A ... 17–10
1990.... Bills ..... A ... 45–14
1999.... Bills ..... H ... 31–21
2004.... Bills ..... A ... 38–14
2008.... Cardinals ..... H ... 41–17
2012.... Bills (OT) ..... H ... 19–16
2016.... Bills ..... A 33-18
2020.... Cardinals ..... H 32-30

CAROLINA PANTHERS (5-14)

1995.... Panthers..... A 27–7
2001.... Cardinals ..... A 30–7
2002.... Cardinals ..... A ... 16–13
2003.... Panthers..... H ... 20–17
2004.... Panthers..... A ... 35–10
2005.... Panthers..... H ... 24–20
2007.... Panthers..... H ... 25–10
2008.... Panthers..... A ... 27–23
2008.... Cardinals ..... A .. *33–13
2009.... Panthers..... H ... 34–21
2010.... Panthers..... A ... 19–12
2011.... Cardinals ..... H ... 28–21
2013.... Cardinals ..... H 22–6
2014.... Panthers..... A ...*27-16
2015.... Panthers..... A ...*49-15
2016.... Panthers..... A 30-20
2019.... Panthers..... H 38-20
2020.... Panthers..... A 31-21
2021.... Panthers..... H 31-17
*Postseason Game

CHICAGO BEARS (29-57-6)

1920.... Cardinals ..... A 7–6
..... Bears..... H 10–0
1921.... Tie ..... H 0–0
1922.... Cardinals ..... H 6–0
..... Cardinals ..... A 9–0
1923.... Bears..... A 3–0
1924.... Bears..... A 6–0
..... Bears..... H 21–0
1925.... Cardinals ..... H 9–0
..... Tie ..... A 0–0
1926.... Bears..... H 16–0
..... Bears..... A 10–0
..... Tie ..... A 0–0
1927.... Bears..... H 9–0
..... Cardinals ..... A 3–0
1928.... Bears..... H 15–0
..... Bears..... A 34–0
1929.... Tie ..... A 0–0
..... Cardinals ..... H 40–6
1930.... Bears..... H 32–6
..... Bears..... A 6–0
1931.... Bears..... A ... 26–13
..... Bears..... H 18–7
1932.... Tie ..... A 0–0
..... Bears..... H 34–0
1933.... Bears..... H 12–9
..... Bears..... A 22–6
1934.... Bears..... A 20–0
..... Bears..... A 17–6
1935.... Tie ..... A 7–7
..... Bears..... H 13–0
1936.... Bears..... A 7–3
..... Cardinals ..... H 14–7
1937.... Bears..... A 16–7
..... Bears..... H ... 42–28
1938.... Bears..... H ... 16–13
..... Bears..... A ... 34–28
1938.... Bears..... A 44–7
..... Bears..... H 48–7
1940.... Cardinals ..... H 21–7
..... Bears..... A ... 31–23
1941.... Bears..... A 53–7
..... Bears..... H ... 34–24
1942.... Bears..... A ... 41–14
..... Bears..... H 21–7
1943.... Bears..... A 20–0
..... Bears..... H ... 35–24
1945.... Cardinals ..... A 16–7
..... Bears..... H ... 28–20
1946.... Bears..... H ... 34–17
..... Cardinals ..... A ... 35–28
1947.... Cardinals ..... H 31–7
..... Cardinals ..... A ... 30–21
1948.... Bears..... H ... 28–17
..... Cardinals ..... A ... 24–21
1949.... Bears..... H 17–7
..... Bears..... A ... 52–21
1950.... Bears..... A 27–6
..... Cardinals ..... H ... 20–10
1951.... Cardinals ..... H ... 28–14
..... Cardinals ..... A ... 24–14
1952.... Cardinals ..... H ... 21–10
..... Bears..... A 10–7
1953.... Cardinals ..... A ... 24–17
1954.... Bears..... H 29–7
1955.... Cardinals ..... H ... 53–14
1956.... Bears..... A 10–3
1957.... Bears..... H 14–6
1958.... Bears..... A ... 30–14
1959.... Bears..... H 31–7
1965.... Bears..... A ... 34–13
1966.... Cardinals ..... H ... 24–17
1967.... Bears..... A 30–3
1969.... Cardinals ..... H ... 20–17
1972.... Bears..... H ... 27–10
1975.... Cardinals ..... A ... 34–20
1977.... Cardinals ..... H ... 16–13
1978.... Bears..... A ... 17–10
1979.... Bears..... A 42–6
1982.... Cardinals ..... A 10–7
1984.... Cardinals ..... H ... 38–21
1990.... Bears..... H ... 31–21
1994.... Bears (OT) .... H ... 19–16
1998.... Cardinals ..... H 20–7
2001.... Bears..... A ... 20–13
2003.... Bears..... A 28–3
2006.... Bears..... H ... 24–23
2009.... Cardinals ..... A ... 41–21
2012.... Bears..... H ... 28–13
2015.... Cardinals ..... A ... 48–23
2018.... Bears..... H 16-14
2021.... Cardinals ..... A 33-22

CINCINNATI BENGALS (6-6)

1973.... Bengals ..... A ... 42–24
1979.... Bengals ..... A ... 34–28
1985.... Cardinals ..... H ... 41–27
1988.... Bengals ..... A ... 21–14
1994.... Cardinals ..... H 28–7
1997.... Bengals ..... A ... 24–21
2000.... Bengals ..... A ... 24–13
2003.... Cardinals ..... H ... 17–14
2007.... Cardinals ..... A ... 35–27
2011.... Bengals ..... A ... 23–16
2015.... Cardinals ..... H ... 34–31
2019.... Cardinals ..... A 26-23

CLEVELAND BROWNS (16-33-3)

1950.... Browns..... A ... 34–24
..... Browns..... H 10–7
1951.... Browns..... H ... 34–17
..... Browns..... A ... 49–28
1952.... Browns..... A ... 28–13
..... Browns..... H 10–0
1953.... Browns..... H 27–7
..... Browns..... A ... 27–16
1954.... Browns..... A 31–7
..... Browns..... H 35–3
1955.... Browns..... H ... 26–20
..... Browns..... A ... 35–24
1956.... Cardinals ..... H 9–7
..... Cardinals ..... A 24–7
1957.... Browns..... H 17–7
..... Browns..... A 31–0
1958.... Browns..... A ... 35–28
..... Browns..... H ... 38–24
1959.... Browns..... H 34–7
..... Browns..... A 17–7
1960.... Browns..... A ... 28–27
..... Tie ..... H ... 17–17
1961.... Browns..... A ... 20–17
..... Browns..... H ... 21–10
1962.... Browns..... H 34–7
..... Browns..... A ... 38–14
1963.... Cardinals ..... A ... 20–14
..... Browns..... H ... 24–10
1964.... Tie ..... A ... 33–33
..... Cardinals ..... H ... 28–19

1965.... Cardinals ..... A ... 49–13
..... Browns..... H ... 27–24
1966.... Cardinals ..... A ... 34–28
..... Browns..... H ... 38–10
1967.... Browns..... A ... 20–16
..... Browns..... H ... 20–16
1968.... Cardinals ..... A ... 27–21
..... Cardinals ..... H ... 27–16
1969.... Tie ..... A ... 21–21
..... Browns..... H ... 27–21
1974.... Cardinals ..... H 29–7
1979.... Browns..... H ... 38–20
1985.... Cardinals (OT).. A ... 27–24
1988.... Browns..... H ... 29–21
1994.... Browns..... A 32–0
2000.... Cardinals ..... H ... 29–21
2003.... Browns..... A 44–6
2007.... Cardinals ..... H ... 27–21
2011.... Cardinals (OT).. H ... 20–17
2015.... Cardinals ..... A ... 34–20
2019.... Cardinals ..... H 38-24
2021.... Cadinals..... A 37-14

DALLAS COWBOYS (34–56–1)

1960.... Cardinals ..... H ... 12–10
1961.... Cardinals ..... A ... 31–17
..... Cardinals ..... H ... 31–13
1962.... Cardinals ..... A ... 28–24
..... Cardinals ..... H ... 52–20
1963.... Cardinals ..... A 34–7
..... Cowboys..... H ... 28–24
1964.... Cardinals ..... A 16–6
..... Cowboys..... H ... 31–13
1965.... Cardinals ..... H ... 20–13
..... Cowboys..... A ... 27–13
1966.... Tie ..... H ... 10–10
..... Cowboys..... A ... 31–17
1967.... Cowboys..... A ... 46–21
1968.... Cowboys..... H ... 27–10
1969.... Cowboys..... A 24–3
1970.... Cardinals ..... H 20–7
..... Cardinals ..... A 38–0
1971.... Cowboys..... H ... 16–13
..... Cowboys..... A ... 31–13
1972.... Cowboys..... A ... 33–24
..... Cowboys..... H 27–6
1973.... Cowboys..... A ... 45–10
..... Cowboys..... H 30–3
1974.... Cardinals ..... H ... 31–28
..... Cowboys..... A ... 17–14
1975.... Cowboys (OT) .. A ... 37–31
..... Cardinals ..... H ... 31–17
1976.... Cardinals ..... H ... 21–17
..... Cowboys..... A ... 19–14
1977.... Cowboys..... H ... 30–24
..... Cardinals ..... A ... 24–17
1978.... Cowboys..... A ... 21–12
..... Cowboys (OT) .. H ... 24–21
1979.... Cowboys..... H ... 22–21
..... Cowboys..... A ... 22–13
1980.... Cowboys..... H ... 27–24
..... Cowboys..... A ... 31–21
1981.... Cowboys..... A ... 30–17
..... Cardinals ..... H ... 20–17
1982.... Cowboys..... H 24–7
1983.... Cowboys..... H ... 34–17
..... Cowboys..... A ... 35–14
1984.... Cardinals ..... A ... 31–20
..... Cowboys..... H ... 24–17
1985.... Cardinals ..... H ... 21–10
..... Cowboys..... A ... 35–17
1986.... Cowboys..... H 31–7
..... Cowboys..... A 37–6
1987.... Cardinals ..... H ... 24–13
..... Cowboys..... A ... 21–16
1988.... Cowboys..... H .. *17–14
..... Cardinals ..... A ... 16–10
1989.... Cardinals ..... A ... 19–10
..... Cardinals ..... H ... 24–20
1990.... Cardinals ..... H 20–3
..... Cowboys..... A ... 41–10
1991.... Cowboys..... H 17–9
..... Cowboys..... A 27–7
1992.... Cowboys..... A ... 31–20
..... Cowboys..... H ... 16–10
1993.... Cowboys..... H ... 17–10
..... Cowboys..... A ... 20–15
1994.... Cowboys..... A 38–3
..... Cowboys..... H ... 28–21
1995.... Cowboys..... A ... 34–20
..... Cowboys..... H ... 37–13
1996.... Cowboys..... A 17–3
..... Cowboys..... H 10–6
1997.... Cardinals (OT).. H ... 25–22
..... Cowboys..... A 24–6
1998.... Cowboys..... A ... 38–10
..... Cowboys..... H ... 35–28
..... Cardinals ..... A .. **20–7
1999.... Cowboys..... A 35–7
..... Cardinals ..... H 13–9
2000.... Cardinals ..... H ... 32–31
..... Cowboys..... A 48–7
2001.... Cowboys..... A 17–3
..... Cardinals ..... H ... 17–10
2002.... Cardinals ..... H 9–6
2003.... Cowboys..... A 24–7
2005.... Cowboys..... A ... 34–13
2006.... Cowboys..... H ... 27–10
2008.... Cardinals (OT).. H ... 30–24
2010.... Cardinals ..... H ... 27–26
2011.... Cardinals (OT).. H ... 19–13
2014.... Cardinals ..... A 28-17
2017.... Cowboys..... H 28-17
2020.... Cardinals ..... A 38-10
2021.... Cardinals ..... A 25-22
*First regular–season game in Arizona
**Wild Card Playoff

DENVER BRONCOS (1–9–1)

1973.... Tie ..... H ... 17–17
1977.... Broncos ..... A 7–0
1989.... Broncos ..... H 37–0
1991.... Broncos ..... A ... 24–19
1995.... Broncos ..... A 38–6
2001.... Broncos ..... H ... 38–17
2002.... Broncos ..... A 37–7
2006.... Broncos ..... H ... 37–20
2010.... Cardinals ..... H ... 43–13
2014.... Broncos ..... A 41-20
2018.... Broncos ..... H 45-10

DETROIT LIONS (28–35–6)

1930.... Tie ..... A 0–0
..... Cardinals ..... H 23–0
1931.... Spartans..... A 13–3
..... Cardinals ..... H ... 20–19
1932.... Tie ..... A 7–7
1933.... Spartans..... A 7–6
1934.... Lions ..... A 6–0
..... Lions ..... H ... 17–13
1935.... Tie ..... A ... 10–10
..... Lions ..... H 7–6
1936.... Lions ..... A 39–0
..... Lions ..... H 14–7
1937.... Lions ..... A 16–7
..... Lions ..... H 16–7
1938.... Lions ..... A 10–0
..... Lions ..... H 7–3
1939.... Lions ..... A ... 21–13
..... Lions ..... H 17–3
1940.... Tie ..... H 0–0
..... Lions ..... A ... 43–14
1941.... Tie ..... H ... 14–14
..... Lions ..... A 21–3
1942.... Cardinals ..... H 13–0
..... Cardinals ..... A 7–0
1943.... Lions ..... A ... 35–17
..... Lions ..... H 7–0
1944.... Lions ..... H 27–6
..... Lions ..... A 21–7
1945.... Lions ..... H 10–0
..... Lions ..... A 26–0
1946.... Cardinals ..... H ... 34–14
..... Cardinals ..... A ... 36–14
1947.... Cardinals ..... H ... 45–21
..... Cardinals ..... A 17–7
1948.... Cardinals ..... H ... 56–20
..... Cardinals ..... A ... 28–14
1949.... Lions ..... H 24–7
..... Cardinals ..... A ... 42–19
1959.... Lions ..... A ... 45–21
1961.... Lions ..... H ... 45–14
1967.... Cardinals ..... H ... 38–28
1969.... Lions ..... A 20–0
1970.... Lions ..... A 16–3
1973.... Lions ..... H ... 20–16
1975.... Cardinals ..... A ... 24–13
1978.... Cardinals ..... H ... 21–14
1980.... Lions ..... A 20–7
..... Cardinals ..... H ... 24–23
1989.... Cardinals ..... A ... 16–13
1993.... Lions ..... A ... 26–20
..... Lions ..... H ... 21–14
1995.... Cardinals ..... A ... 20–17
1998.... Cardinals ..... A ... 17–15
1999.... Cardinals ..... H ... 23–19
2001.... Cardinals ..... H ... 45–38
2002.... Cardinals ..... H ... 23–20
2003.... Lions ..... A ... 42–24
2004.... Lions ..... A ... 26–12
2005.... Lions ..... A ... 29–21
2006.... Cardinals ..... H ... 17–10
2007.... Cardinals ..... H ... 31–21
2009.... Cardinals ..... A ... 31–24
2012.... Cardinals ..... H ... 38–10
2013.... Cardinals ..... H 25-21
2014.... Cardinals ..... H 14-6
2015.... Cardinals ..... A 42-17
2017.... Lions ..... A 35-23
2018.... Lions ..... H 17-3
2019.... Tie (OT) ..... H 27-27
2020.... Lions ..... H 26-23
2021.... Lions ..... A 30-12

GREEN BAY PACKERS (26–46–4)

1921.... Tie ..... H 3–3
1922.... Cardinals ..... H 16–3
1924.... Cardinals ..... H 3–0
1925.... Cardinals ..... H 9–6
1926.... Cardinals ..... A 13–7
..... Packers ..... H 3–0
1927.... Packers ..... A 13–0
..... Tie ..... H 6–6
1928.... Packers ..... A 20–0
1929.... Packers ..... A 9–2
..... Packers ..... H 7–6
..... Packers ..... H 12–0
1930.... Packers ..... A 14–0
..... Cardinals ..... H 13–6
1931.... Packers ..... A 26–7
..... Cardinals ..... H ... 21–13
1932.... Packers ..... A 15–7
..... Packers ..... H 19–9
1933.... Packers ..... H 14–6
1934.... Packers ..... A 15–0
..... Cardinals ..... A 9–0
..... Cardinals ..... H 6–0
1935.... Cardinals ..... A 7–6
..... Cardinals ..... A 3–0
..... Cardinals ..... H 9–7
1936.... Packers ..... A 10–7
..... Packers ..... A 24–0
..... Tie ..... H 0–0

1937.... Cardinals ..... A 14–7
..... Packers ..... A ... 34–13
1938.... Packers ..... A 28–7
..... Packers ..... H ... 24–22
1939.... Packers ..... A ... 14–10
..... Packers ..... A ... 27–20
1940.... Packers ..... A 31–6
..... Packers ..... H 28–7
1941.... Packers ..... A ... 14–13
..... Packers ..... A 17–9
1942.... Packers ..... H ... 17–13
..... Packers ..... A ... 55–24
1943.... Packers ..... H 28–7
..... Packers ..... A ... 35–14
1945.... Packers ..... A ... 33–14
1946.... Packers ..... H 19–7
..... Cardinals ..... A 24–6
1947.... Cardinals ..... A ... 14–10
..... Cardinals ..... H ... 21–20
1948.... Cardinals ..... A 17–7
..... Cardinals ..... H 42–7
1949.... Cardinals ..... A ... 39–17
..... Cardinals ..... H ... 41–21
1955.... Packers ..... A ... 31–14
1956.... Packers ..... H ... 24–21
1962.... Packers ..... A 17–0
1963.... Packers ..... H 30–7
1967.... Packers ..... H ... 31–23
1969.... Packers ..... A ... 45–28
1971.... Tie ..... H ... 16–16
1973.... Packers ..... A ... 25–21
1976.... Cardinals ..... H 29–0
1982.... Packers ..... A .. +41–16
1984.... Packers ..... A ... 24–23
1985.... Cardinals ..... H ... 43–28
1988.... Packers ..... H ... 26–17
1990.... Packers ..... H ... 24–21
1999.... Packers ..... A ... 49–24
2000.... Packers ..... H 29–3
2003.... Cardinals ..... H ... 20–13
2006.... Packers ..... A ... 31–14
2009.... Packers ..... H 33–7
..... Cardinals (OT) .. H .. *51–45
2012.... Packers ..... A ... 31–17
2015.... Cardinals ..... H 38–8
2015.... Cardinals (OT) .. H .. *26–20
2018.... Cardinals ..... A 20–17
2021.... Packers ..... H 24–21
+First Round, Super Bowl Tournament
*Postseason Game

HOUSTON TEXANS (3–2)

2005.... Texans ..... A ... 30–19
2009.... Cardinals ..... H ... 28–21
2013.... Cardinals ..... H 27–24
2017.... Texans ..... A 31–21
2021.... Cardinals ..... H 31–5

INDIANAPOLIS COLTS (8–9)

1961.... Colts ..... A 16–0
1964.... Colts ..... A ... 47–27
1968.... Colts ..... A 27–0
1972.... Cardinals ..... A 10–3
1976.... Cardinals ..... H ... 24–17
1978.... Colts ..... H ... 30–17
1980.... Cardinals ..... A ... 17–10
1981.... Cardinals ..... A ... 35–24
1984.... Cardinals ..... A ... 34–33
1990.... Cardinals ..... H ... 20–17
1992.... Colts ..... A ... 16–13
1996.... Colts ..... A ... 20–13
2005.... Colts ..... A ... 17–13
2009.... Colts ..... H ... 31–10
2013.... Cardinals ..... H 40–11
2017.... Cardinals (OT) .. A 16–13
2021.... Colts ..... H 22–16

JACKSONVILLE JAGUARS (4–2)

2000.... Jaguars ..... A ... 44–10
2005.... Jaguars ..... H ... 24–17
2009.... Cardinals ..... A ... 31–17
2013.... Cardinals ..... A 27–14
2017.... Cardinals ..... H 27–24
2021.... Cardinals ..... A 31–18

KANSAS CITY CHIEFS (3–9–1)

1970.... Tie ..... A 6–6
1974.... Chiefs ..... H ... 17–13
1980.... Chiefs ..... H ... 21–13
1983.... Chiefs ..... A ... 38–14
1986.... Cardinals ..... H ... 23–14
1995.... Chiefs ..... H 24–3
1998.... Chiefs ..... A ... 34–24
2001.... Cardinals ..... H ... 24–16
2002.... Chiefs ..... A 49–0
2006.... Chiefs ..... H ... 23–20
2010.... Chiefs ..... A ... 31–13
2014.... Cardinals ..... H 17–14
2018.... Chiefs ..... A 26–14

LOS ANGELES CHARGERS (4–10)

1971.... Chargers..... A ... 20–17
1976.... Chargers..... A ... 43–24
1983.... Cardinals ..... H ... 44–14
1987.... Chargers..... A ... 28–24
1989.... Chargers..... H ... 24–13
1992.... Chargers..... H ... 27–21
1995.... Chargers..... A ... 28–25
1998.... Cardinals ..... H ... 16–13
2001.... Cardinals ..... A ... 20–17
2002.... Chargers..... H ... 23–15
2006.... Chargers..... A ... 27–20
2010.... Chargers..... A ... 41–10
2014.... Cardinals ..... H 18–17
2018.... Chargers..... A 45–10

LOS ANGELES RAMS (39–47–2)

1937.... Cardinals ..... A 6–0
..... Cardinals ..... H 13–7
1938.... Cardinals ..... A 7–6
..... Cardinals ..... H ... 31–17
1939.... Rams ..... H 24–0
..... Rams ..... A 14–0
1940.... Rams ..... A ... 26–14
..... Cardinals ..... H 17–7
1941.... Rams ..... A 10–6
..... Cardinals ..... H 7–0
1942.... Cardinals ..... H 7–0
..... Rams ..... A 7–3
1945.... Rams ..... A 21–0
..... Rams ..... H ... 35–21
1946.... Cardinals ..... H ... 34–10
..... Rams ..... A ... 17–14
1947.... Rams ..... A 27–7
..... Cardinals ..... H ... 17–10
1948.... Cardinals ..... A ... 27–22
..... Cardinals ..... H ... 27–24
1949.... Tie ..... H ... 28–28
..... Cardinals ..... A ... 31–27
1951.... Rams ..... A ... 45–21
1953.... Tie ..... H ... 24–24
1954.... Rams ..... A ... 28–17
1958.... Rams ..... H ... 20–14
1960.... Cardinals ..... A ... 43–21
1965.... Rams ..... H 27–3
1968.... Rams ..... H ... 24–13
1970.... Rams ..... A ... 34–13
1972.... Cardinals ..... H ... 24–14
1975.... Rams ..... A .. *35–23
1976.... Cardinals ..... A ... 30–28
1979.... Rams ..... A 21–0
1980.... Rams ..... H ... 21–13
1984.... Rams ..... H ... 16–13
1985.... Rams ..... A ... 46–14
1986.... Rams ..... H ... 16–10
1987.... Rams ..... H ... 27–24
1988.... Cardinals ..... A ... 41–27
1989.... Rams ..... A ... 37–14
1991.... Cardinals ..... A ... 24–14
1992.... Cardinals ..... A ... 20–14
1993.... Cardinals ..... H ... 38–10
1994.... Rams ..... A ... 14–12
1996.... Cardinals (OT) .. H ... 31–28
1998.... Cardinals ..... A ... 20–17
2002.... Rams ..... H ... 27–14
..... Rams ..... A ... 30–28
2003.... Rams ..... A ... 37–13
..... Rams (OT) .... H ... 30–27
2004.... Rams ..... A ... 17–10
..... Cardinals ..... H 31–7
2005.... Rams ..... H ... 17–12
..... Cardinals ..... A ... 38–28
2006.... Rams ..... H ... 16–14
..... Cardinals ..... A ... 34–20
2007.... Cardinals ..... A ... 34–31
..... Cardinals ..... H ... 48–19
2008.... Cardinals ..... A ... 34–13
..... Cardinals ..... H ... 34–10
2009.... Cardinals ..... A ... 21–13
..... Cardinals ..... H ... 31–10
2010.... Cardianals..... A ... 17–13
..... Rams ..... H 19–6
2011.... Cardinals (OT) .. H ... 19–13
..... Cardinals ..... A ... 23–20
2012.... Rams ..... A 17–3
..... Rams ..... H ... 31–17
2013.... Rams ..... A 27–24
..... Cardinals ..... H 30–10
2014.... Cardinals ..... H 31–14
..... Cardinals ..... A 12–6
2015.... Rams ..... H 24–22
..... Cardinals ..... A 27–3
2016.... Rams ..... H 17–13
..... Cardinals ..... A 44–6
2017.... Rams ..... A ....#33–0
..... Rams ..... H 32–16
2018.... Rams ..... A 34–0
..... Rams ..... H 31–9
2019.... Rams ..... H 34–7
..... Rams ..... A 31–24
2020.... Rams ..... H 38–28
..... Rams ..... A 18–7
2021.... Cardinals ..... A 37–20
..... Rams ..... H 30–23
..... Rams ..... A ...*34–11
*Postseason Game #London

LAS VEGAS RAIDERS (4–6)

1973.... Raiders..... H ... 17–10
1983.... Cardinals ..... A ... 34–24
1989.... Raiders..... A ... 16–14
1998.... Raiders..... H ... 23–20
2001.... Cardinals (OT) .. A ... 34–31
2002.... Raiders..... H ... 41–20
2006.... Raiders..... A 22–9
2010.... Cardinals ..... H ... 24–23
2014.... Cardinals ..... A 24–13
2018.... Raiders..... H 23–21

MIAMI DOLPHINS (3–10)

1972.... Dolphins..... A ... 31–10
1977.... Dolphins..... H ... 55–14

1978.... Dolphins..... A ... 24–10
1981.... Dolphins..... H 20–7
1984.... Dolphins..... H ... 36–28
1990.... Dolphins..... A 23–3
1996.... Dolphins..... H ... 38–10
1999.... Dolphins..... A ... 19–16
2004.... Cardinals ..... A ... 24–23
2008.... Cardinals ..... H 31-10
2012.... Cardinals (OT).. H 24-21
2016.... Dolphins..... A 26-23
2020.... Dolphins..... H 34-31

MINNESOTA VIKINGS (12–17)

1963.... Cardinals ..... A ... 56–14
1967.... Cardinals ..... A ... 34–24
1969.... Vikings..... H ... 27–10
1972.... Cardinals ..... A ... 19–17
1974.... Vikings..... H ... 28–24
..... Vikings..... A .. *30–14
1977.... Cardinals ..... A 27–7
1979.... Cardinals ..... H 37–7
1981.... Cardinals ..... H ... 30–17
1983.... Cardinals ..... H ... 41–31
1991.... Vikings..... A 34–7
..... Vikings..... H 28–0
1994.... Cardinals ..... H 17–7
1995.... Vikings (OT) ... H ... 30–24
1996.... Vikings..... A ... 41–17
1997.... Vikings..... H ... 20–19
1998.... Vikings..... A .. *41–21
2000.... Vikings..... A ... 31–14
2003.... Cardinals ..... H ... 18–17
2006.... Vikings..... A ... 31–26
2008.... Vikings..... H ... 35–14
2009.... Cardinals ..... H ... 30–17
2010.... Vikings (OT) ... A ... 27–24
2011.... Vikings..... A ... 34–10
2012.... Vikings..... A ... 21–14
2015.... Cardinals ..... H ... 23–20
2016.... Vikings..... A 30-24
2018.... Vikings..... A 27-17
2021.... Cardinals ..... H 34-33
*NFC Divisional Playoff

NEW ENGLAND PATRIOTS (7–8)

1970.... Cardinals ..... H 31–0
1975.... Cardinals ..... H ... 24–17
1978.... Patriots ..... H 16–6
1981.... Cardinals ..... A ... 27–20
1984.... Cardinals ..... A ... 33–10
1990.... Cardinals ..... H ... 34–14
1991.... Cardinals ..... H ... 24–10
1993.... Patriots ..... H ... 23–21
1996.... Patriots ..... A 31–0
1999.... Patriots ..... H 27–3
2004.... Patriots ..... H ... 23–12
2008.... Patriots ..... A 47–7
2012.... Cardinals ..... A ... 20–18
2016.... Patriots ..... H 23-21
2020.... Patriots ..... A 20-17

NEW ORLEANS SAINTS (15–16)

1967.... Cardinals ..... H ... 31–20
1968.... Cardinals ..... A ... 21–20
..... Cardinals ..... H ... 31–17
1969.... Saints ..... H ... 51–42
1970.... Cardinals ..... H ... 24–17
1974.... Saints ..... A 14–0
1977.... Cardinals ..... H ... 49–31
1980.... Cardinals ..... A 40–7
1981.... Cardinals ..... H 30–3
1982.... Cardinals ..... A 21–7
1983.... Saints ..... A ... 28–17
1984.... Saints ..... A ... 34–24
1985.... Cardinals ..... H ... 28–16
1986.... Saints ..... H 16–7
1987.... Cardinals ..... H ... 24–19
1990.... Saints ..... A 28–7
1991.... Saints ..... H 27–3
1992.... Saints ..... H ... 30–21
1993.... Saints ..... H ... 20–17
1996.... Cardinals ..... A ... 28–14
1997.... Saints ..... A ... 27–10
1998.... Cardinals ..... H ... 19–17
2000.... Saints ..... H ... 21–10
2004.... Cardinals ..... H ... 34–10
2007.... Saints ..... A ... 31–24
2009.... Saints ..... A .. *45–14
2010.... Cardinals ..... H ... 30–20
2013.... Saints ..... A 31–7
2015.... Cardinals ..... H 31-19
2016.... Saints ..... H 48-41
2019.... Saints ..... A 31–9
*Divisional Playoff Game

NEW YORK GIANTS (46–80–2)

1926.... Giants ..... A 20–0
1927.... Giants ..... A 28–7
1929.... Giants ..... A ... 24–21
1930.... Giants ..... A ... 25–12
..... Giants ..... H 13–7
1935.... Cardinals ..... A ... 14–13
1936.... Giants ..... A 14–6
1938.... Giants ..... A 6–0
1939.... Giants ..... A 17–7
1941.... Cardinals ..... A 10–7
1942.... Giants ..... A 21–7
1943.... Giants ..... A ... 24–13
1946.... Giants ..... A ... 28–24
1947.... Giants ..... A ... 35–31
1948.... Cardinals ..... A ... 63–35
1949.... Giants ..... H ... 41–38
1950.... Cardinals ..... H 17–3
..... Giants ..... A ... 51–21
1951.... Giants ..... A ... 28–17
..... Giants ..... H 10–0
1952.... Cardinals ..... A ... 24–23
..... Giants ..... H 28–6
1953.... Giants ..... A 21–7
..... Giants ..... H ... 23–20
1954.... Giants ..... H ... 41–10
..... Giants ..... A ... 31–17
1955.... Cardinals ..... H ... 28–17
..... Giants ..... A 10–0
1956.... Cardinals ..... H ... 35–27
..... Giants ..... A ... 23–10
1957.... Giants ..... A ... 27–14
..... Giants ..... H ... 28–21
1958.... Giants ..... H 37–7
..... Cardinals ..... A 23–6
1959.... Giants ..... A 9–3
..... Giants ..... H ... 30–20
1960.... Giants ..... H ... 35–14
..... Cardinals ..... A ... 20–13
1961.... Cardinals ..... A ... 21–10
..... Giants ..... H 24–9
1962.... Giants ..... H ... 31–14
..... Giants ..... A ... 31–28
1963.... Giants ..... H ... 38–21
..... Cardinals ..... A ... 24–17
1964.... Giants ..... A ... 34–17
..... Tie ..... H ... 10–10
1965.... Giants ..... A ... 14–10
..... Giants ..... H ... 28–15
1966.... Cardinals ..... H ... 24–19
..... Cardinals ..... A ... 20–17
1967.... Giants ..... H ... 37–20
..... Giants ..... A ... 37–14
1968.... Cardinals ..... A ... 28–21
1969.... Cardinals ..... H ... 42–17
..... Giants ..... A 49–6
1970.... Giants ..... A ... 35–17
..... Giants ..... H ... 34–17
1971.... Giants ..... H ... 21–20
..... Cardinals ..... A 24–7
1972.... Giants ..... A ... 27–21
..... Giants ..... H 13–7
1973.... Cardinals ..... H ... 35–27
..... Giants ..... A ... 24–13
1974.... Cardinals ..... A ... 23–21
..... Cardinals ..... H ... 26–14
1975.... Cardinals ..... H ... 26–14
..... Cardinals ..... A ... 20–13
1976.... Cardinals ..... H ... 27–21
..... Cardinals ..... A ... 17–14
1977.... Cardinals ..... H 28–0
..... Giants ..... A 27–7
1978.... Cardinals ..... H ... 20–10
..... Giants ..... A 17–0
1979.... Cardinals ..... A ... 27–14
..... Cardinals ..... H ... 29–20
1980.... Giants ..... H ... 41–35
..... Cardinals ..... A 23–7
1981.... Giants ..... A ... 34–14
..... Giants ..... H ... 20–10
1982.... Cardinals ..... H ... 24–21
1983.... Tie (OT) ..... H ... 20–20
..... Cardinals ..... A 10–6
1984.... Giants ..... A ... 16–10
..... Cardinals ..... H ... 31–21
1985.... Giants ..... A ... 27–17
..... Giants ..... H 34–3
1986.... Giants ..... H 13–6
..... Giants ..... A 27–7
1987.... Giants ..... A 30–7
..... Cardinals ..... H ... 27–24
1988.... Cardinals ..... H ... 24–17
..... Giants ..... A 44–7
1989.... Giants ..... A 35–7
..... Giants ..... H ... 20–13
1990.... Giants ..... A ... 20–19
..... Giants ..... H ... 24–21
1991.... Giants ..... A 20–9
..... Giants ..... H ... 21–14
1992.... Giants ..... A ... 31–21
..... Cardinals ..... H 19–0
1993.... Giants ..... A ... 19–17
..... Cardinals ..... H 16–7
1994.... Giants ..... H ... 20–17
..... Cardinals ..... A 10–9
1995.... Giants (OT).... A ... 27–21
..... Giants ..... H 10–6
1996.... Giants ..... A 16–8
..... Cardinals ..... H ... 31–23
1997.... Giants ..... H ... 27–13
..... Giants ..... A ... 19–10
1998.... Giants ..... A 34–7
..... Giants ..... H ... 23–19
1999.... Cardinals ..... H 14–3
..... Cardinals ..... A ... 34–24
2000.... Giants ..... A ... 33–14
..... Giants ..... H 31–7
2001.... Giants ..... H ... 17–10
..... Giants ..... A ... 17–13
2002.... Cardinals ..... H 21–7
2004.... Cardinals ..... H ... 17–14
2005.... Giants ..... A ... 42–19
2008.... Giants ..... H ... 37–29
2009.... Cardinals ..... A ... 24–17
2011.... Giants ..... H ... 31–27
2014.... Cardinals ..... A 25-14
2017.... Cardinals ..... H 23-0
2019.... Cardinals ..... A 27-21
2020.... Cardinals ..... A 26-7

NEW YORK JETS (4–6)

1971.... Cardinals ..... H ... 17–10
1975.... Cardinals ..... A 37–6
1978.... Jets..... A ... 23–10
1996.... Jets..... H ... 31–21
1999.... Jets..... A 12–7

2004.... Jets..... H 13–3
2008.... Jets..... A ... 56–35
2012.... Jets..... A 7–6
2016.... Cardinals ..... H 28-3
2020.... Cardinals ..... A 30-10

PHILADELPHIA EAGLES (60-56-5)

1935.... Cardinals ..... H 12–3
1936.... Cardinals ..... H 13–0
1937.... Tie ..... A 6–6
1938.... Eagles ..... H 7–0
1941.... Eagles ..... A ... 21–14
1945.... Eagles ..... A 21–6
1947.... Cardinals ..... A ... 45–21
..... Cardinals ..... H .. +28–21
1948.... Cardinals ..... H ... 21–14
..... Eagles ..... A .... +7–0
1949.... Eagles ..... A 28–3
1950.... Eagles ..... H 45–7
..... Cardinals ..... A ... 14–10
1951.... Eagles ..... H ... 17–14
1952.... Eagles ..... A 10–7
..... Cardinals ..... H ... 28–22
1953.... Eagles ..... H ... 56–17
..... Eagles ..... A 38–0
1954.... Eagles ..... H ... 35–16
..... Eagles ..... A ... 30–14
1955.... Tie ..... H ... 24–24
..... Eagles ..... A 27–3
1956.... Cardinals ..... A 20–6
..... Cardinals ..... H ... 28–17
1957.... Eagles ..... H ... 38–21
..... Cardinals ..... A ... 31–27
1958.... Tie ..... H ... 21–21
..... Eagles ..... A ... 49–21
1959.... Eagles ..... H ... 28–24
..... Eagles ..... A ... 27–17
1960.... Eagles ..... A ... 31–27
..... Eagles ..... H 20–6
1961.... Cardinals ..... A ... 30–27
..... Eagles ..... H 20–7
1962.... Cardinals ..... A ... 27–21
..... Cardinals ..... H ... 45–35
1963.... Cardinals ..... A ... 28–24
..... Cardinals ..... H ... 38–14
1964.... Cardinals ..... A ... 38–13
..... Cardinals ..... H ... 36–34
1965.... Eagles ..... A ... 34–27
..... Eagles ..... H ... 28–24
1966.... Cardinals ..... H ... 16–13
..... Cardinals ..... A ... 41–10
1967.... Cardinals ..... H ... 48–14
1968.... Cardinals ..... A ... 45–17
1969.... Eagles ..... H ... 34–30
1970.... Cardinals ..... A ... 35–20
..... Cardinals ..... H ... 23–14
1971.... Eagles ..... H ... 37–20
..... Eagles ..... A 19–7
1972.... Tie ..... A 6–6
..... Cardinals ..... H ... 24–23
1973.... Cardinals ..... A ... 34–23
..... Eagles ..... H ... 27–24
1974.... Cardinals ..... H 7–3
..... Cardinals ..... A 13–3
1975.... Cardinals ..... H ... 31–20
..... Cardinals ..... A ... 24–23
1976.... Cardinals ..... H ... 31–14
..... Cardinals ..... A ... 17–14
1977.... Cardinals ..... A ... 21–17
..... Cardinals ..... H ... 21–16
1978.... Cardinals ..... A ...16–1 0
..... Eagles ..... H ... 14–10
1979.... Eagles ..... H ... 24–20
..... Eagles ..... A ... 16–13
1980.... Cardinals ..... H ... 24–14
..... Eagles ..... A 17–3
1981.... Eagles ..... H ... 52–10
..... Eagles ..... A 38–0
1982.... Cardinals ..... A ... 23–20
1983.... Cardinals ..... A ... 14–11
..... Cardinals ..... H 31–7
1984.... Cardinals ..... A ... 34–14
..... Cardinals ..... H ... 17–16
1985.... Eagles ..... A 30–7
..... Eagles ..... H ... 24–14
1986.... Cardinals ..... H ... 13–10
..... Tie (OT) ..... A ... 10–10
1987.... Eagles ..... H ... 28–23
..... Cardinals ..... A ... 31–19
1988.... Eagles ..... A ... 31–21
..... Eagles ..... H ... 23–17
1989.... Eagles ..... H 17–5
..... Eagles ..... A ... 31–14
1990.... Cardinals ..... A ... 23–21
..... Eagles ..... H ... 23–21
1991.... Cardinals ..... A ... 26–10
..... Eagles ..... H ... 34–14
1992.... Eagles ..... H ... 31–14
..... Eagles ..... A 7–3
1993.... Eagles ..... A ... 23–17
..... Cardinals ..... H 16–3
1994.... Eagles ..... A 17–7
..... Cardinals ..... H 12–6
1995.... Eagles ..... H ... 31–19
..... Eagles ..... A ... 21–20
1996.... Cardinals ..... H ... 36–30
..... Eagles ..... A ... 29–19
1997.... Eagles (OT)..... A ... 13–10
..... Cardinals ..... H ... 31–21
1998.... Cardinals ..... H 17–3
..... Cardinals (OT).. A ... 20–17
1999.... Cardinals ..... A ... 25–24
..... Cardinals ..... H ... 21–17
2000.... Eagles ..... H ... 33–14
..... Eagles ..... A 34–9
2001.... Cardinals ..... A ... 21–20
..... Eagles ..... H 21–7
2002.... Eagles ..... A ... 38–14
2005.... Cardinals ..... H ... 27–21
2008.... Eagles ..... A ... 48–20
..... Cardinals ..... H ..**32–25
2011.... Cardinals ..... A ... 21–17
2012.... Cardinals ..... H 27–6
2013.... Eagles ..... A 24-21
2014.... Cardinals ..... H 24-20
2015.... Cardinals ..... A 40-17
2017.... Eagles ..... A 34-7
2020.... Cardinals ..... H 33-26
**NFC Championship Game
+NFL Championship Game

PITTSBURGH STEELERS (23-35-3)

1933.... Steelers ..... H ... 14–13
1935.... Steelers ..... A ... 17–13
1936.... Cardinals ..... H 14–6
1937.... Cardinals ..... A 13–7
1939.... Cardinals ..... A 10–0
1940.... Tie ..... A 7–7
1942.... Steelers ..... A 19–3
1945.... Steelers ..... A 23–0
1946.... Steelers ..... A 14–7
1948.... Cardinals ..... A 24–7
1950.... Steelers ..... H ... 28–17
..... Steelers ..... A 28–7
1951.... Steelers ..... H ... 28–14
1952.... Steelers ..... H ... 34–28
..... Steelers ..... A ... 17–14
1953.... Steelers ..... A ... 31–28
..... Steelers ..... H ... 21–17
1954.... Cardinals ..... H ... 17–14
..... Steelers ..... A ... 20–17
1955.... Steelers ..... A 14–7
..... Cardinals ..... H ... 27–13
1956.... Steelers ..... A 14–7
..... Cardinals ..... H ... 38–27
1957.... Steelers ..... A ... 29–20
..... Steelers ..... H 27–2
1958.... Steelers ..... H ... 27–20
..... Steelers ..... A ... 38–21
1959.... Cardinals ..... H ... 45–24
..... Steelers ..... A ... 35–20
1960.... Steelers ..... A ... 27–14
..... Cardinals ..... H 38–7
1961.... Steelers ..... A ... 30–27
..... Cardinals ..... H 20–0
1962.... Steelers ..... H ... 26–17
..... Steelers ..... A 19–7
1963.... Steelers ..... A ... 23–10
..... Cardinals ..... H ... 24–23
1964.... Cardinals ..... H ... 34–30
..... Cardinals ..... A ... 21–20
1965.... Cardinals ..... A 20–7
..... Cardinals ..... H ... 21–17
1966.... Steelers ..... A 30–9
..... Cardinals ..... A 6–3
1967.... Cardinals ..... A ... 28–14
..... Tie ..... H ... 14–14
1968.... Tie ..... H ... 28–28
..... Cardinals ..... A ... 20–10
1969.... Cardinals ..... A ... 27–14
..... Cardinals ..... H ... 47–10
1972.... Steelers ..... H ... 25–19
1979.... Steelers ..... H ... 24–21
1985.... Steelers ..... A ... 23–10
1988.... Cardinals ..... H ... 31–14
1994.... Cardinals (OT).. H ... 20–17
1997.... Steelers (OT)... H ... 26–20
2003.... Steelers ..... A ... 28–15
2007.... Cardinals ..... H ... 21–14
2008.... Steelers ..... H ..**27–23
2011.... Steelers ..... H ... 32–20
2015.... Steelers ..... A ... 25–13
2019.... Steelers ..... H 23-17
**Super Bowl XLIII

SAN FRANCISCO 49ERS (29-32)

1951.... Cardinals ..... A ... 27–21
1957.... Cardinals ..... A ... 20–10
1962.... 49ers..... H ... 24–17
1964.... Cardinals ..... A ... 23–13
1968.... 49ers..... A ... 35–17
1971.... 49ers..... H ... 26–14
1974.... Cardinals ..... A 34–9
1976.... Cardinals (OT).. H ... 23–20
1978.... Cardinals ..... A ... 16–10
1979.... Cardinals ..... H ... 13–10
1980.... 49ers (OT) .... A ... 24–21
1982.... 49ers..... H ... 31–20
1983.... 49ers..... H ... 42–27
1986.... 49ers..... A ... 43–17
1987.... 49ers..... A ... 34–28
1988.... Cardinals ..... H ... 24–23
1991.... 49ers..... A ... 14–10
1992.... Cardinals ..... H ... 24–14
1993.... 49ers..... A ... 28–14
1999.... 49ers..... H ... 24–10
2000.... 49ers..... A ... 27–20
2002.... 49ers..... A ... 38–28
..... 49ers..... H ... 17–14
2003.... Cardinals (OT) . H ... 16–13
..... 49ers..... A ... 50–14
2004.... 49ers (OT).... A ... 31–28
..... 49ers (OT).... H ... 31–28
2005.... Cardinals ..... H*... 31–14
..... Cardinals ..... A ... 17–10
2006.... Cardinals .....H+... 34–27
..... Cardinals ..... A ... 26–20
2007.... 49ers..... A ... 20–17
..... 49ers (OT) .... H ... 37–31
2008.... Cardinals ..... A ... 23–13
..... Cardinals ..... H ... 29–24
2009.... 49ers..... H ... 20–16
..... 49ers..... A 24–9
2010.... 49ers..... H 27–6
..... 49ers..... A 38–7
2011.... 49ers..... A 23–7
..... Cardinals ..... H ... 21–19

2012.... 49ers..... H 24–3
..... 49ers..... A ... 27–13
2013.... 49ers..... A ... 32–20
..... 49ers..... H ... 23–20
2014.... Cardinals ..... H 23-14
..... 49ers..... A 20-17
2015.... Cardinals ..... H 47-7
..... Cardinals ..... A 19-13
2016.... Cardinals ..... A 33-21
..... Cardinals ..... H 23-20
2017.... Cardinals (OT) . H 18-15
..... Cardinals ..... A 20-10
2018.... Cardinals ..... A 28-18
..... Cardinals ..... H 18-15
2019.... 49ers..... H 28-25
..... 49ers..... A 36-26
2020.... Cardinals ..... A 24-20
..... 49ers..... H 20-12
2021.... Cardinals ..... H 17-10
..... Cardinals ..... A 31-17
+First regular season game at State Farm Stadium
*Mexico City

SEATTLE SEAHAWKS (22–23-1)

1976.... Cardinals ..... A ... 30–24
1983.... Cardinals ..... H ... 33–28
1989.... Cardinals ..... A ... 34–24
1993.... Cardinals (OT) .. A ... 30–27
1995.... Cardinals (OT) .. H ... 20–14
1998.... Seahawks ..... A ... 33–14
2002.... Cardinals ..... A ... 27–14
..... Seahawks ..... H 27–6
2003.... Seahawks ..... H 38–0
..... Seahawks ..... A ... 28–10
2004.... Cardinals ..... H ... 25–17
..... Seahawks ..... A ... 24–21
2005.... Seahawks ..... A ... 37–12
..... Seahawks ..... H ... 33–19
2006.... Seahawks ..... A ... 21–10
..... Cardinals ..... H ... 27–21
2007.... Cardinals ..... H ... 23–20
..... Seahawks ..... A ... 42–21
2008.... Cardinals ..... A ... 26–20
..... Cardinals ..... H ... 34–21
2009.... Cardinals ..... A 27–3
..... Cardinals ..... H ... 31–20
2010.... Seahawks ..... A ... 22–10
..... Seahawks ..... H ... 36–18
2011.... Seahawks ..... A ... 13–10
..... Cardinals (OT) .. H ... 23–20
2012.... Cardinals ..... H ... 20–16
..... Seahawks ..... A 58–0
2013.... Seahawks ..... H ... 34–22
..... Cardinals ..... A ... 17–10
2014.... Seahawks ..... A 19-3
..... Seahawks ..... H 35-6
2015.... Cardinals ..... A ... 39–32
..... Seahawks ..... H 36–6
2016.... Tie ..... H 6-6
..... Cardinals ..... A 34-31
2017.... Seahawks ..... H 22-16
..... Cardinals ..... A 26-24
2018.... Seahawks ..... H 20-17
..... Seahawks ..... A 27-24
2019.... Seahawks ..... H 27-10
..... Cardinals ..... A 27-13
2020.... Cardinals (OT) .. H 37-34
..... Seahawks ..... A 28-21
2021.... Cardinals ..... A 23-13
..... Seahawks ..... H 38-30

TAMPA BAY BUCCANEERS (11–10)

1977.... Buccaneers .... A 17–7
1981.... Buccaneers .... A ... 20–10
1983.... Cardinals ..... A ... 34–27
1985.... Buccaneers .... A 16–0
1986.... Cardinals ..... A ... 21–17
..... Cardinals ..... H ... 30–19
1987.... Cardinals ..... H ... 31–28
..... Cardinals ..... A ... 31–14
1988.... Cardinals ..... A ... 30–24
1989.... Buccaneers .... H ... 14–13
1992.... Buccaneers .... A 23–7
..... Buccaneers .... H 7–3
1996.... Cardinals ..... H 13–9
1997.... Buccaneers .... A ... 19–18
2004.... Cardinals ..... H 12–7
2007.... Buccaneers .... A ... 17–10
2010.... Buccaneers .... H ... 38–35
2013.... Cardinals ..... A 13-10
2016.... Cardinals ..... H 40-7
2017.... Cardinals ..... H 38-33
2019.... Buccaneers .... A 30-27

TENNESSEE TITANS (8–4)

1970.... Cardinals ..... H 44–0
1974.... Cardinals ..... A ... 31–27
1979.... Cardinals ..... A ... 24–17
1985.... Oilers..... H ... 20–10
1988.... Oilers..... A ... 38–20
1994.... Cardinals ..... A ... 30–12
1997.... Oilers..... H ... 41–14
2005.... Cardinals ..... H ... 20–10
2009.... Titans ..... A ... 20–17
2013.... Cardinals (OT) .. A 37-34
2017.... Cardinals ..... H 12-7
2021.... Cardinals ..... A 38-13

WASHINGTON COMMANDERS (47–76–2)

1932.... Cardinals ..... A 9–0
..... Braves ..... H 8–6
1933.... Washington.... H 10–0
..... Tie ..... A 0–0
1934.... Washington.... A 9–0
1935.... Cardinals ..... A 6–0
1936.... Washington.... A ... 13–10
1937.... Cardinals ..... A ... 21–14
1939.... Washington.... A 28–7
1940.... Washington.... A ... 28–21
1942.... Washington.... A 28–0
1943.... Washington.... A 13–7
1945.... Washington.... A ... 24–21
1947.... Washington.... A ... 45–21
1949.... Cardinals ..... H 38–7
1950.... Cardinals ..... A ... 38–28
1951.... Washington.... H 7–3
..... Washington.... A ... 20–17
1952.... Washington.... H 23–7
..... Cardinals ..... A 17–6
1953.... Washington.... H ... 24–13
..... Washington.... A ... 28–17
1954.... Cardinals ..... H ... 38–16
..... Washington.... A ... 37–20
1955.... Cardinals ..... A ... 24–10
..... Washington.... H 31–0
1956.... Cardinals ..... A ... 31–13
..... Washington.... H ... 17–14
1957.... Washington.... H ... 37–14
..... Cardinals ..... A ... 44–14
1958.... Cardinals ..... H ... 37–10
..... Washington.... A ... 45–31
1959.... Cardinals ..... H ... 49–21
..... Washington.... A ... 23–14
1960.... Cardinals ..... H 44–7
..... Cardinals ..... A ... 26–14
1961.... Cardinals ..... A 24–0
..... Cardinals ..... H ... 38–24
1962.... Washington.... A ... 24–14
..... Tie ..... H ... 17–17
1963.... Cardinals ..... A 21–7
..... Cardinals ..... H ... 24–20
1964.... Cardinals ..... A ... 23–17
..... Cardinals ..... H ... 38–24
1965.... Cardinals ..... A ... 37–16
..... Washington.... H ... 24–20
1966.... Cardinals ..... H 23–7
..... Washington.... A ... 26–20
1967.... Cardinals ..... A ... 27–21
1968.... Cardinals ..... H ... 41–14
1969.... Washington.... A ... 33–17
1970.... Cardinals ..... H ... 27–17
..... Washington.... A ... 28–27
1971.... Washington.... H ... 24–17
..... Washington.... A 20–0
1972.... Washington.... A ... 24–10
..... Washington.... H 33–3
1973.... Cardinals ..... H ... 34–27
..... Washington.... A ... 31–13
1974.... Cardinals ..... A ... 17–10
..... Cardinals ..... H ... 23–20
1975.... Washington.... A ... 27–17
..... Cardinals (OT) .. H ... 20–17
1976.... Washington.... A ... 20–10
..... Washington.... H ... 20–16
1977.... Washington.... A ... 24–14
..... Washington.... H ... 26–20
1978.... Washington.... H ... 28–10
..... Cardinals ..... A ... 27–17
1979.... Washington.... H 17–7
..... Washington.... A ... 30–28
1980.... Washington.... A 23–0
..... Washington.... H 31–7
1981.... Cardinals ..... H ... 40–30
..... Washington.... A ... 42–21
1982.... Washington.... H 12–7
..... Washington.... A 28–0
1983.... Washington.... H ... 38–14
..... Washington.... A 45–7
1984.... Cardinals ..... H ... 26–24
..... Washington.... A ... 29–27
1985.... Washington.... A ... 27–10
..... Washington.... H ... 27–16
1986.... Washington.... A ... 28–21
..... Washington.... H ... 20–17
1987.... Washington.... A ... 28–21
..... Washington.... H ... 34–17
1988.... Cardinals ..... H ... 30–21
..... Washington.... A ... 33–17
1989.... Washington.... A ... 30–28
..... Washington.... H ... 29–10
1990.... Washington.... A 31–0
..... Washington.... H ... 38–10
1991.... Washington.... A 34–0
..... Washington.... H ... 20–14
1992.... Cardinals ..... H ... 27–24
..... Washington.... A 41–3
1993.... Cardinals ..... A ... 17–10
..... Cardinals ..... H 36–6
1994.... Cardinals (OT) .. A ... 19–16
..... Cardinals ..... H ... 17–15
1995.... Washington.... A 27–7
..... Cardinals ..... H ... 24–20
1996.... Cardinals (OT) .. A ... 37–34
..... Cardinals ..... H ... 27–26
1997.... Washington (OT) A ... 19–13
..... Washington.... H ... 38–28
1998.... Cardinals ..... H ... 29–27
..... Cardinals ..... A ... 45–42
1999.... Washington.... H ... 24–10
..... Washington.... A 28–3
2000.... Cardinals ..... H ... 16–15
..... Washington.... A 20–3
2001.... Washington.... H ... 20–10
..... Washington.... A ... 17–10
2002.... Washington.... A ... 31–21
2005.... Washington.... H ... 17–13
2007.... Washington.... A ... 21–19
2008.... Washington.... A ... 24–17
2011.... Washington.... A ... 22–21
2014.... Cardinals ..... H 30-20
2016.... Cardinals ..... H 31-23
2017.... Washington.... A 20-15
2018.... Washington.... H 24-6
2020.... Cardinals ..... H 30-15

ANNUAL STATISTICAL LEADERS

SCORING

Year	Player	TDs	PAT	FG	Pts.
1945	Leo Cantor	5	0	0	30
1946	Ward Cuff	2	28–30	5–12	55
1947	Pat Harder	7	39–40	7–10	102
1948	Pat Harder	6	*53–53	7–17	110
1949	Pat Harder	8	45–47	3–5	102
1950	Bob Shaw	12	0	0	72
1951	Billy Cross	6	0	0	36
1952	Ollie Matson	9	0	0	54
1953	Pat Summerall	0	23–23	9–24	50
1954	Ollie Matson	9	0	0	54
1955	Pat Summerall	1	23–25	8–19	53
1956	Pat Summerall	0	30–30	10–18	60
1957	Ollie Matson	9	0	0	54
1958	Ollie Matson	10	0	0	60
1959	Bobby Joe Conrad	6	30–31	6–9	84
1960	Sonny Randle	15	0	0	90
1961	Sonny Randle	9	0	0	54
1962	John David Crow	17	0	0	102
1963	Jim Bakken	0	44–44	11–21	77
1964	Jim Bakken	0	40–40	25–38	115
1965	Jim Bakken	0	33–33	21–31	96
1966	Jim Bakken	0	27–28	23–40	96
1967	Jim Bakken	0	36–36	27–39	117
1968	Jim Bakken	0	40–40	15–24	85
1969	Jim Bakken	0	38–40	12–24	74
1970	Jim Bakken	0	37–38	20–32	97
1971	Jim Bakken	0	24–24	21–32	87
1972	Jim Bakken	0	19–21	14–22	61
1973	Jim Bakken	0	31–31	23–32	100
1974	Jim Bakken	0	30–36	13–22	69
1975	Jim Bakken	0	40–41	19–24	97
1976	Jim Bakken	0	33–35	20–27	93
1977	Jim Bakken	0	35–36	7–16	56
1978	Jim Bakken	0	27–31	11–22	60
1979	Ottis Anderson	10	0	0	60
1980	Ottis Anderson	9	0	0	54
1981	Neil O'Donoghue	0	36–37	19–32	93
1982	Neil O'Donoghue	0	15–16	8–13	39
1983	**Neil O'Donoghue**	**0**	**45-47**	**15-29**	**90**
1984	Neil O'Donoghue	0	48–51	23–35	117
1985	Stump Mitchell	10	0	0	60
1986	John Lee	0	14–17	8–13	38
1987	Jim Gallery	0	30–31	9–19	57
1988	Al Del Greco	0	42–44	12–21	78
1989	Al Del Greco	0	28–29	18–26	82
1990	Al Del Greco	0	31–31	17–27	82
1991	Greg Davis	0	19–19	21–30	82
1992	Greg Davis	0	28–28	13–26	67
1993	Greg Davis	0	37–37	21–28	100
1994	Greg Davis	0	17–17	20–26	77
1995	Greg Davis	0	19–19	30–39	109
1996	Kevin Butler	0	17–19	14–17	59
1997	Joe Nedney	0	19–19	11–17	52
1998	Joe Nedney	0	30–30	13–19	69
1999	Chris Jacke	0	26–26	19–27	83
2000	Cary Blanchard	0	18–19	16–23	66
2001	Bill Gramatica	0	25–25	16–20	73
2002	Bill Gramatica	0	29–29	15–21	74
2003	Anquan Boldin	8	0	0	48
2004	Neil Rackers	0	28–28	22–29	94
2005	Neil Rackers	0	20–20	*40–*42	*140
2006	Neil Rackers	0	32-32	28-37	116
2007	Neil Rackers	0	47–48	21–30	110
2008	Neil Rackers	0	44-44	25-28	119
2009	Neil Rackers	0	37-38	16-17	85
2010	Jay Feely	1	29-29	24-27	107
2011	Jay Feely	0	33-33	19-24	90
2012	Jay Feely	0	25-25	25-28	100
2013	Jay Feely	0	37-37	30-36	127
2014	Chandler Catanzaro	0	27-27	29-33	114
2015	Chandler Catanzaro	0	*53-*58	28-31	137
2016	David Johnson	*20	0	0	122
2017	Phil Dawson	0	23-26	32-40	119
2018	David Johnson	10	0	0	62
2019	Zane Gonzalez	0	34-35	31-35	127
2020	Zane Gonzalez	0	38/39	16-22	86
2021	Matt Prater	0	47-49	30-37	137

***Cardinal record**

RUSHING

Year	Player	Att.	Yards	Avg.	Long	TDs
1945	Frank Seno	93	355	3.0	47	2
1946	Pat Harder	106	545	5.1	55	4
1947	Elmer Angsman	110	412	3.7	18	7
1948	Charley Trippi	128	690	5.4	50	6
1949	Elmer Angsman	125	674	5.4	82t	6
1950	Pat Harder	99	454	4.6	22	1
1951	Charley Trippi	78	501	6.4	32	4
1952	Charley Trippi	72	350	4.9	59	4
1953	Charley Trippi	97	443	4.5	21	0
1954	Ollie Matson	101	506	5.0	79	4
1955	Ollie Matson	109	475	4.3	54	1
1956	Ollie Matson	192	924	4.8	79	5
1957	Ollie Matson	134	577	4.3	57	6
1958	Ollie Matson	129	505	3.9	55	5
1959	John David Crow	140	666	4.8	73t	3
1960	John David Crow	183	1,071	*5.9	57	6
1961	Prentice Gautt	129	523	4.1	54t	3
1962	John David Crow	192	751	3.9	35	14
1963	Joe Childress	174	701	4.0	28	2
1964	John David Crow	163	554	3.4	57	7
1965	Bill Triplett	174	617	3.5	59t	6
1966	Johnny Roland	192	695	3.6	50	5
1967	Johnny Roland	234	876	3.7	70	10
1968	Willis Crenshaw	203	813	4.0	66t	6
1969	Cid Edwards	107	504	4.7	48	3
1970	MacArthur Lane	206	977	4.7	75	11
1971	MacArthur Lane	150	592	3.9	40	3
1972	Donny Anderson	153	536	3.5	19	4
1973	Donny Anderson	167	679	4.1	54	10
1974	Terry Metcalf	152	718	4.7	75	6
1975	Jim Otis	269	1,076	4.0	30	5
1976	Jim Otis	233	891	3.8	23	2
1977	Terry Metcalf	149	739	5.0	62	4
1978	Jim Otis	197	664	3.4	17	8
1979	Ottis Anderson	331	*1,605	4.8	76	8
1980	Ottis Anderson	301	1,352	4.5	52	9
1981	Ottis Anderson	328	1,376	4.2	28	9
1982	Ottis Anderson	145	587	4.0	64	3
1983	Ottis Anderson	296	1,270	4.3	43	5
1984	Ottis Anderson	289	1,174	4.1	24	6
1985	Stump Mitchell	183	1,006	5.5	64	7
1986	Stump Mitchell	174	800	4.6	44	5
1987	Stump Mitchell	203	781	3.8	42	3
1988	Earl Ferrell	202	924	4.6	47	7
1989	Earl Ferrell	149	502	3.4	44t	6
1990	Johnny Johnson	234	924	4.0	41	5
1991	Johnny Johnson	196	666	3.4	21	4
1992	Johnny Johnson	178	734	4.1	42t	6
1993	Ronald Moore	263	1,018	3.9	20	9
1994	Ronald Moore	232	780	3.4	24	4
1995	Garrison Hearst	284	1,070	3.8	38	1
1996	LeShon Johnson	141	634	4.5	70t	3
1997	Leeland McElroy	135	424	3.1	18	2
1998	Adrian Murrell	274	1,042	3.8	32	8
1999	Adrian Murrell	193	553	2.9	22	0
2000	Michael Pittman	184	719	3.9	29	4
2001	Michael Pittman	241	846	3.5	42	5
2002	Marcel Shipp	188	834	4.4	56	6
2003	Marcel Shipp	228	830	3.6	36	0
2004	Emmitt Smith	267	937	3.5	29t	9
2005	Marcel Shipp	157	451	2.9	19	0
2006	Edgerrin James	*337	1,159	3.4	18	6
2007	Edgerrin James	324	1,222	3.8	27	7
2008	Edgerrin James	133	514	3.9	35	3
2009	Beanie Wells	176	793	4.5	33	7
2010	Tim Hightower	153	736	4.8	80t	5
2011	Beanie Wells	245	1,047	4.3	71	10
2012	LaRod Stephens-Howling	110	356	3.2	52	4
2013	Rashard Mendenhall	217	687	3.2	28	8
2014	Andre Ellington	201	660	3.3	22	3
2015	Chris Johnson	196	814	4.2	62	3
2016	David Johnson	293	1,239	4.2	58t	*16
2017	Adrian Peterson	129	448	3.5	27t	2
2018	David Johnson	258	940	3.6	53	7
2019	Kenyan Drake	123	643	5.2	80t	8
2020	Kenyan Drake	239	955	4.0	69t	10
2021	James Conner	202	752	3.7	35	15

***Cardinal record**

PASSING

Year	Player	Att.	Comp.	Pct.	Yards	Long	TDs	Int.	Rating
1945	Paul Christman	219	89	40.6	1,147	70	5	12	42.5
1946	Paul Christman	229	100	43.7	1,656	82t	13	18	54.7
1947	Paul Christman	301	138	45.8	2,191	80	17	22	59.1
1948	Ray Mallouf	143	73	51.0	1,160	54t	13	6	91.2
1949	Paul Christman	151	75	49.7	1,015	50t	11	13	60.0
1950	Jim Hardy	257	117	45.5	1,636	58t	17	24	49.8
1951	Charley Trippi	191	88	46.1	1,191	80t	8	13	52.1
1952	Charley Trippi	181	84	46.4	890	56t	5	13	40.5
1953	Jim Root	192	80	41.9	1,149	77	8	11	52.1
1954	Lamar McHan	255	105	41.2	1,475	70	6	22	32.6
1955	Lamar McHan	207	78	38.8	1,085	74t	11	19	35.5
1956	Lamar McHan	152	72	47.4	1,159	75	10	8	73.3
1957	Lamar McHan	200	87	43.5	1,568	83t	11	15	58.0
1958	M.C. Reynolds	195	105	53.8	1,422	91t	11	11	72.6
1959	King Hill	181	82	45.3	1,015	31t	7	13	46.2
1960	John Roach	188	87	46.3	1,423	57t	17	18	62.6
1961	Sam Etcheverry	196	96	48.9	1,275	78	14	11	70.3
1962	Charley Johnson	308	150	48.7	2,440	86t	16	20	65.9
1963	Charley Johnson	423	222	52.5	3,280	78t	28	21	79.3
1964	Charley Johnson	420	223	53.1	3,045	78t	21	24	69.4
1965	Charley Johnson	322	155	48.1	2,439	78t	18	15	72.8
1966	Charley Johnson	205	103	50.2	1,334	69t	10	11	64.8
1967	Jim Hart	397	192	48.4	3,008	76t	19	*30	58.3
1968	Jim Hart	316	140	44.3	2,059	80t	15	18	58.4
1969	Charley Johnson	260	131	50.4	1,847	84t	13	13	69.5
1970	Jim Hart	373	171	45.8	2,574	79	14	18	61.6
1971	Jim Hart	243	110	45.3	1,626	57t	8	14	54.5
1972	Gary Cuozzo	158	69	43.7	897	68t	5	11	43.6
1973	Jim Hart	320	178	55.6	2,223	69t	15	10	80.1
1974	Jim Hart	388	200	51.6	2,411	80t	20	8	79.5
1975	Jim Hart	345	182	52.8	2,507	80t	19	19	71.8
1976	Jim Hart	388	218	56.2	2,946	77t	18	13	81.7
1977	Jim Hart	354	185	52.3	2,534	69	13	20	64.5
1978	Jim Hart	477	240	50.3	3,121	74	16	18	66.7
1979	Jim Hart	378	194	51.3	2,218	48	9	20	55.2
1980	Jim Hart	425	228	53.7	2,946	69t	16	20	68.8
1981	Jim Hart	241	134	55.6	1,694	58t	11	14	70.1
1982	Neil Lomax	205	109	53.2	1,367	42	5	6	70.4
1983	Neil Lomax	354	209	59.0	2,636	71t	24	11	92.0
1984	Neil Lomax	560	345	61.6	4,614	83t	28	16	92.5
1985	Neil Lomax	471	266	56.5	3,214	47	18	12	79.9
1986	Neil Lomax	421	240	57.0	2,583	48t	13	12	73.4
1987	Neil Lomax	463	275	59.4	3,387	57	24	12	88.5
1988	Neil Lomax	443	255	57.6	3,395	93t	20	11	86.7
1989	Gary Hogeboom	364	204	56.0	2,591	59t	14	19	69.5
1990	Timm Rosenbach	437	237	54.2	3,098	68t	16	17	72.8
1991	Tom Tupa	315	165	52.4	2,053	65t	6	13	62.0
1992	Chris Chandler	413	245	59.3	2,832	72t	15	15	77.1
1993	Steve Beuerlein	418	258	61.7	3,164	65t	18	17	82.5
1994	Steve Beuerlein	255	130	51.0	1,545	63	5	9	61.6
1995	Dave Krieg	521	304	58.3	3,554	48	16	21	72.6
1996	Boomer Esiason	339	190	56.0	2,293	64t	11	14	70.6
1997	Jake Plummer	296	157	53.0	2,203	70t	15	15	73.1
1998	Jake Plummer	547	324	59.2	3,737	57	17	20	75.0
1999	Jake Plummer	381	201	52.8	2,111	63	9	24	50.8
2000	Jake Plummer	475	270	56.8	2,946	70t	13	21	66.0
2001	Jake Plummer	525	304	57.9	3,653	68t	18	14	79.6
2002	Jake Plummer	530	284	53.6	2,972	80t	18	20	65.7
2003	Jeff Blake	367	208	56.7	2,247	71t	13	15	69.6
2004	Josh McCown	408	233	57.1	2,511	48	11	10	74.1
2005	Kurt Warner	375	242	64.5	2,713	63	11	9	85.8
2006	Matt Leinart	377	214	56.8	2,547	57	11	12	74.0
2007	Kurt Warner	451	281	62.3	3,417	62	27	17	89.8
2008	Kurt Warner	*598	*401	67.1	4,583	79t	30	14	96.9
2009	Kurt Warner	513	339	66.1	3,753	45	26	14	93.2
2010	Derek Anderson	327	169	51.7	2,065	43	7	10	65.9
2011	Kevin Kolb	253	146	57.7	1,955	73t	9	8	81.0
2012	Kevin Kolb	183	109	59.6	1,169	46t	8	3	86.1
2013	Carson Palmer	572	362	63.3	4,274	91t	24	22	83.9
2014	Drew Stanton	240	132	55.0	1,711	49	7	5	78.7
2015	Carson Palmer	537	342	63.7	*4,671	68	*35	11	*104.6
2016	Carson Palmer	597	364	61.0	4,233	80t	26	14	87.2
2017	Carson Palmer	267	164	61.4	1,978	46	9	7	84.4
2018	Josh Rosen	393	217	55.2	2,278	75t	11	14	66.7
2019	Kyler Murray	542	349	64.4	3,722	88t	20	12	87.4
2020	Kyler Murray	558	375	67.2	3,971	80t	26	12	94.3
2021	Kyler Murray	481	333	*69.2	3,787	77t	24	10	100.5

***Cardinal record**

QUARTERBACK SACKS (OFFICIAL STATISTIC BEGAN IN 1982)

Year	Player, Position	Total
1970	Chuck Walker, DE	9.0
1971	Bob Rowe, DT	5.5
1972	Ron Yankowski, DE	6.0
1973	Bob Rowe, DT	6.5
1974	Ron Yankowski, DE	9.0
1975	Bob Bell, DE	6.0
1976	John Zook, DE	9.5
1977	Mike Dawson, DT	8.0
1978	Mike Dawson, DT	9.0
1979	Bob Pollard, DE	9.0
1980	Curtis Greer, DE	6.5
1981	Curtis Greer, DE	12.5
1982	Curtis Greer, DE	7.5
1983	Curtis Greer, DE	16.0
1984	Curtis Greer, DE	14.0
1985	Curtis Greer, DE	7.0
1986	Al Baker, DE	10.0
1987	Freddie Joe Nunn, DE	11.0
1988	Freddie Joe Nunn, DE	14.0
1989	Ken Harvey, LB	7.0
1990	Ken Harvey, LB	10.0
1991	Ken Harvey, LB	9.0
1992	Ken Harvey, LB	6.0
1993	Ken Harvey, LB	9.5
1994	Eric Swann, DT	7.0
1995	Clyde Simmons, DE	11.0
1996	Simeon Rice, DE	12.5
1997	Eric Swann, DT	7.5
1998	Simeon Rice, DE	10.0
1999	Simeon Rice, DE	16.5
2000	Simeon Rice, DE	7.5
2001	Rob Fredrickson, LB	4.0
2002	Kyle Vanden Bosch, DE	4.0
2003	Dennis Johnson, DE	3.0
	Ray Thompson, LB	3.0
2004	Bertrand, Berry, DE	14.5
2005	Adrian Wilson, SS	^8.0
2006	Chike Okefor, DE	8.5
2007	Darnell Dockett, DT	9.0
2008	Bertrand Berry, DE	5.0
2009	Darnell Dockett, DT	7.0
	Calais Campbell, DE	7.0
2010	Calais Campbell, DE	6.0
2011	Calais Campbell, DE	8.0
2012	Daryl Washington, LB	9.0
2013	John Abraham, LB	11.5
2014	Alex Okafor, LB	8.0
2015	Dwight Freeney, LB	8.0
2016	Markus Golden, LB	12.5
2017	Chandler Jones, LB	++17.0
2018	Chandler Jones, DE	13.0
2019	Chandler Jones, LB	*19.0
2020	Haason Reddick, LB	12.5
2021	Markus Golden, LB	11.0

***Cardinal record ^NFL record for DB ++NFL leader**

RECEIVING

Year	Player	No.	Yards	Avg.	Long	TDs
1945	Billy Dewell	26	370	14.2	70	1
1946	Billy Dewell	27	643	*23.8	82t	7
	Mal Kutner	27	634	23.5	63	5
1947	Mal Kutner	43	994	21.9	70	7
1948	Mal Kutner	41	943	23.0	71	14
1949	Charley Trippi	34	484	14.1	49	6
1950	Bob Shaw	48	971	20.2	65	12
1951	Fran Polsfoot	57	796	14.0	80t	4
1952	Don Stonesifer	54	617	11.4	26	0
1953	Don Stonesifer	56	684	12.2	46	2
1954	Don Stonesifer	44	607	13.8	39	3
1955	Don Stonesifer	28	330	11.8	28	5
1956	Don Stonesifer	22	320	14.5	58	2
1957	Gern Nagler	27	475	17.6	83t	4
1958	Woodley Lewis	46	690	15.0	64	4
1959	Woodley Lewis	34	534	15.7	85t	3
1960	Sonny Randle	62	892	14.4	57	*15
1961	Sonny Randle	44	591	13.4	41	9
1962	Sonny Randle	63	1,158	18.4	86t	7
1963	Bobby Joe Conrad	73	967	13.2	48	10
1964	Bobby Joe Conrad	61	780	12.8	53	6
1965	Bobby Joe Conrad	58	909	15.7	71	5
1966	Jackie Smith	45	810	18.0	69	3
1967	Jackie Smith	56	1,205	21.5	76t	9
1968	Jackie Smith	49	789	16.1	65	2
1969	Dave Williams	56	702	12.5	61	7
1970	John Gilliam	45	952	21.1	79	5
1971	John Gilliam	42	837	19.9	54	3
1972	Johnny Roland	38	321	8.4	27	2
1973	Jackie Smith	41	600	14.6	42	1
	Donny Anderson	41	409	10.0	44	3
1974	Terry Metcalf	50	377	7.5	22	1
1975	Mel Gray	48	926	19.3	74	11
1976	Ike Harris	52	782	15.0	40	1
1977	Ike Harris	40	547	13.7	38	3
1978	Pat Tilley	62	900	14.5	43	3
1979	Pat Tilley	57	938	16.4	51t	6
1980	Pat Tilley	68	966	14.2	60t	6
1981	Pat Tilley	66	1,040	15.7	75	3
1982	Pat Tilley	36	465	14.5	34	2
1983	Roy Green	78	1,227	15.7	71t	14
1984	Roy Green	78	1,555	19.9	83t	12
1985	Roy Green	50	693	13.9	47	5
1986	J.T. Smith	80	1,014	12.7	45	6
1987	J.T. Smith	91	1,117	12.3	38	8
1988	J.T. Smith	83	986	11.9	29	5
1989	J.T. Smith	62	778	12.5	31	5
1990	Ricky Proehl	56	802	14.3	45t	4
1991	Ernie Jones	61	957	15.7	53	4
1992	Ricky Proehl	60	744	12.4	63t	3
1993	Larry Centers	66	603	9.1	29	3
1994	Larry Centers	77	647	8.4	36	2
1995	Larry Centers	101	962	9.5	32	2
1996	Larry Centers	99	766	7.7	39	7
1997	Rob Moore	97	1,584	16.3	47t	8
1998	Frank Sanders	89	1,145	12.9	42	3
1999	Frank Sanders	79	954	12.1	63	1
2000	Michael Pittman	73	579	7.9	36t	2
2001	David Boston	98++	*1,598	16.3	63t	8
2002	Freddie Jones	44	358	8.1	24	1
2003	Anquan Boldin	101	1,377	13.6	71t	8
2004	Larry Fitzgerald	58	780	13.4	48	8
2005	Larry Fitzgerald	++103	1,409	13.7	47	10
2006	Anquan Boldin	83	1,203	14.5	64	4
2007	Larry Fitzgerald	+100	+1,409	14.1	48t	10
2008	Larry Fitzgerald	+96	+1,431	14.9	78t	++12
2009	Larry Fitzgerald	97	1,092	11.3	34t	++13
2010	Larry Fitzgerald	90	1,137	12.6	41	6
2011	Larry Fitzgerald	80	1,411	17.6	73t	8
2012	Larry Fitzgerald	71	798	11.2	37t	4
2013	Larry Fitzgerald	82	954	11.6	75t	10
2014	Larry Fitzgerald	63	784	12.4	80t	2
2015	Larry Fitzgerald	109	1,215	11.1	44	9
2016	Larry Fitzgerald	++107	1,023	9.6	32	6
2017	Larry Fitzgerald	+109	1,156	10.6	37	6
2018	Larry Fitzgerald	69	734	10.6	37	6
2019	Larry Fitzgerald	75	804	10.7	54	4
2020	DeAndre Hopkins	*115	1,407	12.2	60	6
2021	Christian Kirk	77	982	12.8	50	5

***Cardinal record ++NFL Leader +NFC Leader**

PUNTING

Year	Player	No.	Avg.	Long	Blocked
1945	James Reynolds	38	36.4	48	0
1946	William Blackburn	35	41.9	60	0
1947	Ray Mallouf	43	39.9	62	0
1948	Ray Mallouf	45	39.0	61	0
1949	John Cochran	52	42.0	66	0
1950	Jim Hardy	56	39.4	76	0
1951	Fran Polsfoot	47	40.7	56	0
1952	Frank Tripucka	35	37.5	57	0
1953	Charley Trippi	54	42.8	63	0
1954	Charley Trippi	59	39.1	62	0
1955	Dave Mann	43	40.0	60	0
1956	Dave Mann	36	37.4	58	1
1957	Dave Mann	59	42.5	67	0
1958	Bobby Gordon	55	38.0	66	0
1959	Jerry Norton	59	44.9	60	0
1960	Jerry Norton	39	45.6	62	0
1961	Jerry Norton	85	44.7	78	1
1962	Sam Etcheverry	59	38.3	61	1
1963	Jerry Stovall	65	40.7	69	0
1964	Jackie Smith	41	40.4	64	0
1965	Jackie Smith	39	39.3	62	1
1966	Jackie Smith	47	37.9	56	1
1967	Chuck Latourette	62	40.8	67	0
1968	Chuck Latourette	65	41.6	55	0
1969	King Hill	73	37.6	57	1
1970	Chuck Latourette	65	40.9	59	0
1971	Chuck Latourette	56	38.5	55	1
1972	Donny Anderson	72	39.5	61	0
1973	Gary Kiethley	66	37.5	55	1
1974	Hal Roberts	81	38.7	57	0
1975	Jeff West	64	37.7	58	1
1976	Terry Joyce	64	36.4	54	2
1977	Duane Carrell	49	35.9	53	0
1978	Mike Wood	51	37.6	*81	0
1979	Steve Little	80	38.2	56	2
1980	Larry Swider	99	41.5	66	1
1981	Carl Birdsong	69	41.8	75	0
1982	Carl Birdsong	54	43.8	65	0
1983	Carl Birdsong	85	41.5	59	0
1984	Carl Birdsong	67	38.7	59	1
1985	Carl Birdsong	85	41.7	67	2
1986	Greg Cater	61	37.2	52	1
1987	Greg Horne	24	40.5	51	0
1988	Greg Horne	79	40.9	66	1
1989	Rich Camarillo	76	43.4	58	0
1990	Rich Camarillo	67	42.8	63	0
1991	Rich Camarillo	76	45.3	60	1
1992	Rich Camarillo	54	42.9	73	0
1993	Rich Camarillo	73	43.7	61	0
1994	Jeff Feagles	98	40.8	54	0
1995	Jeff Feagles	72	43.8	60	0
1996	Jeff Feagles	76	43.8	68	1
1997	Jeff Feagles	91	44.3	62	1
1998	Scott Player	81	41.7	67	1
1999	Scott Player	94	42.0	60	0
2000	Scott Player	65	44.2	55	0
2001	Scott Player	67	41.5	58	0
2002	Scott Player	88	43.9	58	1
2003	Scott Player	82	42.8	64	1
2004	Scott Player	98	43.2	57	1
2005	Scott Player	73	43.9	60	1
2006	Scott Player	66	44.9	58	2
2007	Mike Barr	59	40.4	61	1
2008	Dirk Johnson	40	41.8	59	0
2009	Ben Graham	86	47.0	64	0
2010	Ben Graham	94	43.4	65	0
2011	Dave Zastudil	87	45.2	66	0
2012	Dave Zastudil	*112	46.5	70	0
2013	Dave Zastudil	78	45.7	60	0
2014	Drew Butler	79	42.1	67	2
2015	Drew Butler	60	42.9	58	1
2016	Ryan Quigley	34	41.6	55	1
2017	Andy Lee	88	47.3	63	0
2018	Andy Lee	94	++48.6	64	0
2019	Andy Lee	61	47.8	64	1
2020	Andy Lee	58	44.8	61	0
2021	Andy Lee	51	*49.0	62	0

***Cardinal record ++NFL Leader**

PUNT RETURNS

Year	Player	No.	Yards	Avg.	Long	TDs
1945	Frank Seno	10	103	10.3	25	0
1946	Frank Seno	17	176	10.3	21	0
1947	John Cochran	10	147	14.7	31	0
1948	Jerry Davis	16	334	*20.9	70t	2
1949	John Cochran	15	314	*20.9	71t	2
1950	Don Paul	18	194	10.8	82	1
1951	Don Paul	19	143	7.5	23	0
1952	Billy Cross	21	177	8.4	38	0
1953	Charley Trippi	21	239	11.4	38	0
1954	Ollie Matson	11	100	9.1	59	1
1955	Ollie Matson	13	245	18.8	78	2
1956	Frank Bernardi	18	217	12.1	95t	1
1957	Woodley Lewis	24	175	7.3	31	0
1958	Bobby Joe Conrad	19	129	6.8	16	0
1959	Bill Stacy	29	281	9.7	74	2
1960	Bill Stacy	14	62	4.4	24	0
1961	Willie West	11	98	8.9	28	0
1962	Norm Beal	7	46	6.6	14	0
1963	Billy Gambrell	11	111	10.0	49	0
1964	Billy Gambrell	12	126	10.5	36	0
	Jim Burson	12	125	10.4	68t	1
1965	Abe Woodson	17	7	0.4	13	0
1966	Johnny Roland	20	221	11.1	86t	1
1967	Phil Spiller	15	124	8.3	33	0
1968	Chuck Latourette	28	345	12.3	86t	1
1969	Roger Wehrli	13	65	5.0	25	0
1970	Chuck Latourette	30	171	5.7	16	0
1971	Larry Willingham	10	84	8.4	34	0
1972	Larry Willingham	9	41	4.6	13	0
1973	Gary Hammond	11	80	7.3	51	0
1974	Terry Metcalf	26	340	13.1	43	0
1975	Terry Metcalf	23	285	12.4	69t	1
1976	Terry Metcalf	17	188	11.1	39	0
1977	Terry Metcalf	14	108	7.7	23	0
1978	Willard Harrell	21	196	9.3	70t	1
1979	Willard Harrell	32	205	6.4	68	0
1980	Mark Bell	22	195	8.9	54	0
1981	Stump Mitchell	42	445	10.6	50t	1
1982	Stump Mitchell	27	165	6.1	15	0
1983	Stump Mitchell	38	337	8.9	34	0
1984	Stump Mitchell	38	333	8.8	39	0
1985	J.T. Smith	26	283	10.9	31	0
1986	Vai Sikahema	43	522	12.1	71t	2
1987	Vai Sikahema	44	550	12.5	76t	1
1988	Vai Sikahema	33	341	10.3	28	0
1989	Vai Sikahema	37	433	11.7	53	0
1990	Vai Sikahema	36	306	8.5	20	0
1991	John Jackson	31	244	7.9	19	0
1992	Johnny Bailey	20	263	13.2	65	0
1993	Johnny Bailey	35	282	8.1	58t	1
1994	Patrick Robinson	41	285	7.0	23	0
1995	Anthony Edwards	18	131	7.3	16	0
1996	Marcus Dowdell	34	297	8.7	35	0
1997	Kevin Williams	40	462	11.6	50	0
1998	Eric Metcalf	43	295	6.9	24	0
1999	Mac Cody	32	373	11.7	31	0
2000	Mac Cody	31	222	7.2	25	0
2001	Arnold Jackson	40	461	11.5	55	0
2002	Arnold Jackson	31	182	5.9	22	0
2003	Anquan Boldin	20	130	6.5	19	0
2004	Karl Williams	42	286	6.8	38	0
2005	Reggie Swinton	42	334	8.0	32	0
2006	Troy Walters	24	250	10.4	37	0
2007	Steve Breaston	42	395	9.4	73t	1
2008	Steve Breaston	33	237	7.2	25	0
2009	Steve Breaston	38	253	6.7	64	0
2010	Andre Roberts	35	263	7.5	25	0
2011	Patrick Peterson	44	***699	15.9	*99t	**4
2012	Patrick Peterson	*51	426	8.4	26	0
2013	Patrick Peterson	33	198	6.0	22	0
2014	Ted Ginn, Jr.	26	277	10.7	71t	1
2015	Patrick Peterson	32	260	8.1	38	0
2016	John Brown	17	119	7.0	32	0
2017	Kerwynn Williams	21	137	6.5	20	0
2018	Christian Kirk	21	164	7.8	44	0
2019	Pharoh Cooper	17	129	7.6	29	0
2020	Christian Kirk	22	132	6.0	24	0
2021	Rondale Moore	21	171	8.1	27	0

***Cardinal record** ****NFL Record** *****NFL rookie record**

KICKOFF RETURNS

Year	Player	No.	Yards	Avg.	Long	TDs
1945	Frank Seno	19	408	21.4	31	0
1946	Frank Seno	13	408	31.3	105t	1
1947	Charley Trippi	15	321	21.4	33	0
1948	Jerry Davis	15	437	29.2	83	0
1949	Charley Trippi	18	427	23.7	48	0
1950	Don Paul	28	693	24.7	46	0
1951	Emil Stiko	17	429	25.2	41	0
1952	Ollie Matson	20	623	31.2	100t	*2
1953	Billy Cross	12	257	21.4	39	0
1954	Les Goble	27	749	27.7	94t	*2
1955	Ollie Matson	15	368	24.5	37	0
1956	Ollie Matson	13	362	27.7	105t	1
1957	Woodley Lewis	26	682	26.2	52	0
1958	Ollie Matson	14	497	*35.5	101t	*2
1959	Bobby Joe Conrad	18	388	21.7	33	0
1960	Willie West	13	370	28.5	87	0
1961	Pat Fischer	17	426	25.1	53	0
1962	Bill Triplett	24	608	25.3	49	0
1963	Jerry Stovall	15	419	27.9	55	0
1964	Jerry Stovall	24	566	23.6	47	0
1965	Abe Woodson	27	665	24.6	65	0
1966	Roy Shivers	27	762	28.2	94t	1
1967	Bobby Williams	24	583	24.3	38	0
1968	Chuck Latourette	46	1,237	26.9	75	0
1969	MacArthur Lane	20	523	26.2	69	0
1970	Chuck Latourette	13	254	19.5	24	0
1971	Mel Gray	30	740	24.7	65	0
1972	Bobby Moore	20	437	21.9	37	0
1973	Les Shy	16	445	27.8	97t	1
1974	Terry Metcalf	20	623	31.2	94t	1
1975	Terry Metcalf	35	960	27.4	93t	1
1976	Jerry Latin	16	357	22.3	39	0
	Terry Metcalf	16	325	20.3	33	0
1977	Terry Metcalf	32	772	24.1	51	0
1978	Willard Harrell	19	389	20.5	32	0
1979	Roy Green	41	1,007	24.6	106t	1
1980	Roy Green	32	745	23.3	37	0
1980	Roy Green	32	745	23.3	37	0
1981	Stump Mitchell	55	1,292	23.5	67	0
1982	Stump Mitchell	16	364	22.8	33	0
1983	Stump Mitchell	36	778	21.6	66	0
1984	Stump Mitchell	35	804	23.0	56	0
1985	Clyde Duncan	28	550	19.6	34	0
1986	Vai Sikahema	37	847	22.9	44	0
1987	Vai Sikahema	34	761	22.4	50	0
1988	Vai Sikahema	23	475	20.7	39	0
1989	Vai Sikahema	43	874	20.3	52	0
1990	Vai Sikahema	27	544	20.1	32	0
1991	Larry Centers	16	330	20.6	39	0
1992	Johnny Bailey	28	690	24.6	63	0
1993	Johnny Bailey	31	699	22.5	48	0
1994	Chuck Levy	26	513	19.7	31	0
1995	Ryan Terry	37	808	21.8	53	0
1996	Leeland McElroy	54	1,148	21.3	92	0
1997	Kevin Williams	59	1,458	24.7	63	0
1998	Eric Metcalf	57	1,218	21.4	59	0
1999	Mario Bates	52	1,231	23.7	68	0
2000	MarTay Jenkins	**82	**2,186	26.7	98t	1
2001	MarTay Jenkins	49	1,120	22.9	70	0
2002	Kevin Kasper	32	722	22.6	40	0
2003	Josh Scobey	73	1,684	23.1	100t	1
2004	Josh Scobey	32	723	22.6	71	0
2005	Reggie Swinton	63	1,456	23.1	90	0
2006	J.J. Arrington	66	1,503	22.8	99t	1
2007	Steve Breaston	62	1,391	22.7	59	0
2008	J.J. Arrington	36	923	25.6	93t	1
2009	LaRod Stephens-Howling	52	1,257	24.2	99t	1
2010	LaRod Stephens-Howling	57	++1,548	27.2	102t	*2
2011	LaRod Stephens-Howling	36	857	23.8	37	0
2012	William Powell	21	507	24.1	65	0
2013	Javier Arenas	23	493	21.4	46	0
2014	Ted Ginn, Jr.	22	417	19.0	43	0
2015	David Johnson	22	598	27.2	*108t	1
2016	Brittan Golden	11	266	24.2	49	0
2017	Kerwynn Williams	16	326	20.4	28	0
2018	T.J. Logan	12	296	24.7	36	0
2019	Pharoh Cooper	25	561	22.4	39	0
2020	Chase Edmonds	18	417	23.2	54	0
2021	Rondale Moore	13	291	22.4	32	0

***Cardinal record** ****NFL record** **++NFL Leader**

FIELD GOALS

Year	Player	Att.	Made	Pct.	Long
1945	Conway Baker	1	0	.000	—
1946	Ward Cuff	12	5	.417	42
1947	Pat Harder	10	7	.700	35
1948	Pat Harder	17	7	.412	36
1949	Ventan Yablonski	6	5	.833	34
1950	Pat Harder	9	4	.444	47
1951	Cliff Patton	8	5	.625	27
1952	Joe Geri	18	2	.111	40
1953	Pat Summerall	24	9	.375	49
1954	Pat Summerall	19	8	.421	50
1955	Pat Summerall	19	8	.421	42
1956	Pat Summerall	22	10	.455	42
1957	Pat Summerall	17	6	.353	34
1958	Bobby Joe Conrad	17	6	.353	45
1959	Bobby Joe Conrad	9	6	.667	37
1960	Gerry Perry	20	13	.650	44
1961	Gerry Perry	16	7	.438	38
1962	Gerry Perry	12	5	.417	42
1963	Jim Bakken	21	11	.524	45
1964	Jim Bakken	38	25	.659	51
1965	Jim Bakken	31	21	.677	45
1966	Jim Bakken	40	23	.575	47
1967	Jim Bakken	39	27	.692	47
1968	Jim Bakken	24	15	.625	47
1969	Jim Bakken	24	12	.500	46
1970	Jim Bakken	32	20	.625	49
1971	Jim Bakken	32	21	.656	45
1972	Jim Bakken	22	14	.636	49
1973	Jim Bakken	32	23	.719	46
1974	Jim Bakken	22	13	.591	47
1975	Jim Bakken	24	19	.792	47
1976	Jim Bakken	27	20	.741	43
1977	Jim Bakken	16	7	.438	49
1978	Jim Bakken	22	11	.500	45
1979	Steve Little	19	10	.526	51
1980	Neil O'Donoghue	15	11	.733	43
1981	Neil O'Donoghue	32	19	.594	47
1982	Neil O'Donoghue	13	8	.615	48
1983	Neil O'Donoghue	29	15	.517	52
1984	Neil O'Donoghue	35	23	.657	52
1985	Neil O'Donoghue	18	10	.556	49
1986	John Lee	13	8	.615	47
1987	Jim Gallery	19	9	.474	48
1988	Al Del Greco	21	12	.571	51
1989	Al Del Greco	26	18	.692	50
1990	Al Del Greco	27	17	.629	50
1991	Greg Davis	30	21	.700	52
1992	Greg Davis	26	13	.500	49
1993	Greg Davis	28	21	.750	55
1994	Greg Davis	26	20	.769	51
1995	Greg Davis	39	30	.769	55
1996	Kevin Butler	17	14	.824	41
1997	Joe Nedney	17	11	.647	45
1998	Joe Nedney	19	13	.684	53
1999	Chris Jacke	27	19	70.4	49
2000	Cary Blanchard	23	16	.696	54
2001	Bill Gramatica	20	16	.800	50
2002	Bill Gramatica	21	15	.714	50
2003	Neil Rackers	12	9	.750	49
2004	Neil Rackers	29	22	.758	55
2005	Neil Rackers	*42	*40	*.952	54
2006	Neil Rackers	37	28	.757	50
2007	Neil Rackers	30	21	.700	52
2008	Neil Rackers	28	25	.893	54
2009	Neil Rackers	17	16	.941	48
2010	Jay Feely	27	24	.888	55
2011	Jay Feely	24	19	.792	51
2012	Jay Feely	28	25	.893	61
2013	Jay Feely	36	30	.833	52
2014	Chandler Catanzaro	33	29	.879	51
2015	Chandler Catanzaro	31	28	.903	47
2016	Chandler Catanzaro	28	21	.750	60
2017	Phil Dawson	32	40	. 800	57
2018	Zane Gonzalez	9	7	.778	55
2019	Zane Gonzalez	35	31	.886	54
2020	Zane Gonazlez	22	16	.727	56
2021	Matt Prater	37	30	.811	*62

***Cardinal record**

INTERCEPTIONS

Year	Player	No.	Yards	Avg.	Long	TDs
1945	Leo Cantor	5	70	14.0	26	0
1946	Mal Kutner	5	29	5.8	24	0
1947	John Cochran	8	122	15.3	39	0
1948	John Cochran	7	111	15.9	32	0
1949	Bob Nussbaumer	*12	157	13.1	68	0
1950	Jerry Davis	9	40	4.4	15	0
1951	S.J. Whitman	7	102	14.6	31	0
1952	Roy Barni	6	70	11.7	38	0
1953	Ray Ramsey	10	*237	23.7	46	1
1954	Dick Lane	10	181	18.1	64	0
1955	Dick Lane	6	69	11.5	31	0
1956	Lindon Crow	11	170	15.5	0	0
1957	Jim Hill	3	52	17.3	0	0
1958	Dick Nolan	5	30	6.0	0	0
1959	Billy Stacy	5	114	22.8	0	0
1960	Jerry Norton	10	96	9.6	0	0
1961	Jerry Norton	7	136	19.4	47t	2
1962	Bill Stacy	6	72	12.0	53	0
1963	Pat Fischer	8	169	21.1	55	0
1964	Pat Fischer	10	164	16.4	39t	2
1965	Larry Wilson	6	153	25.5	96t	1
1966	Larry Wilson	10	180	18.0	91t	2
1967	Pat Fischer	4	85	21.3	69t	1
	Larry Wilson	4	75	18.8	44	0
	Jerry Stovall	4	6	1.5	6	0
1968	Larry Wilson	4	14	3.5	8	0
1969	Bob Atkins	3	74	24.7	42	0
	Roger Wehrli	3	44	14.7	44	0
1970	Roger Wehrli	6	50	8.3	41	0
1971	Larry Wilson	4	46	11.5	23	0
	Norm Thompson	4	45	11.3	25	0
1972	Larry Wilson	3	35	11.7	24	0
	Miller Farr	3	21	7.0	21	0
1973	Jim Tolbert	2	34	17.0	26	0
	Clarence Duren	2	13	6.5	13	0
1974	Norm Thompson	6	190	31.7	56t	1
1975	Norm Thompson	7	141	20.1	61t	1
1976	Norm Thompson	4	83	20.8	38	0
1976	Mike Sensibaugh	4	60	15.0	35t	1
	Roger Wehrli	4	31	7.8	26	0
1977	Roger Wehrli	5	44	8.8	41	0
1978	Ken Stone	9	139	15.4	33	0
1979	Ken Stone	6	70	11.6	30	0
1980	Ken Stone	5	63	12.6	20	0
1981	Ken Greene	7	111	15.9	47	0
1982	Benny Perrin	1	35	35.0	35	0
	Jeff Griffin	1	8	8.0	8	0
	Lee Nelson	1	7	7.0	7	0
	Ken Greene	1	2	2.0	2	0
	Carl Allen	1	0	0.0	0	0
	Mike Dawson	1	0	0.0	0	0
1983	Lionel Washington	8	92	11.5	26	0
1984	Lionel Washington	5	42	8.4	18	0
1985	E.J. Junior	5	109	21.8	53	0
1986	Cedric Mack	4	42	10.5	24	0
1987	Travis Curtis	5	65	13.0	31	0
1988	Cedric Mack	3	33	11.0	12	0
	Carl Carter	3	0	0.0	0	0
1989	Tim McDonald	7	170	24.3	53t	1
1990	Tim McDonald	4	63	15.8	38	0
1991	Aeneas Williams	6	60	10.0	32	0
1992	Robert Massey	5	147	29.4	46t	*3
1993	Lorenzo Lynch	3	13	4.3	13	0
1994	Aeneas Williams	9	89	9.9	43	0
1995	Aeneas Williams	6	86	14.3	48t	2
1996	Aeneas Williams	6	89	14.8	65t	1
1997	Aeneas Williams	6	95	15.8	42t	2
1998	Kwamie Lassiter	8	80	10.0	29	0
1999	Kwamie Lassiter	2	110	*55.0	78t	1
	Rob Fredrickson	2	57	28.5	34t	1
	Tom Knight	2	16	8.0	16	0
	Pat Tillman	2	7	3.5	6	0
	Aeneas Williams	2	5	2.5	8	0
2000	Aeneas Williams	5	102	20.4	48	0
2001	Kwamie Lassiter	9	80	8.9	25	0
2002	Adrian Wilson	4	35	8.8	35	0
2003	Dexter Jackson	6	122	20.3	30	0
2004	David Macklin	4	18	4.5	16	0
2005	Karlos Dansby	3	31	10.3	18	2
2006	Adrian Wilson	4	146	36.5	99t	1
2007	Antrel Rolle	5	231	46.2	57	*3
	Rod Hood	5	196	39.2	71t	2
2008	D. Rodgers-Cromartie	4	129	32.3	99t	1
2009	D. Rodgers-Cromartie	6	77	12.8	49t	1
2010	Kerry Rhodes	4	174	43.5	66	0
2011	Richard Marshall	3	83	27.7	49	0
2012	Patrick Peterson	7	64	9.1	31	0
2013	Karlos Dansby	4	48	12.0	23t	2
2014	Rashad Johnson	4	146	36.5	88t	2
2015	Tyrann Mathieu	5	92	18.4	33t	1
	Rashad Johnson	5	14	2.8	11	0
2016	Marcus Cooper	4	95	23.8	60t	1
2017	Antoine Bethea	5	51	10.2	21	0
2018	Tre Boston	3	9	3.0	9	0
2019	Jordan Hicks	3	64	21.3	48	0
2020	Patrick Peterson	3	7	2.3	7	0
	Dre Kirkpatrick	3	13	4.3	13	0
2021	Byron Murphy, Jr.	4	49	12.3	29t	1

***Cardinal record**

ANNUAL TURNOVER DIFFERENTIALS

	Giveaways			Takeaways			
Year	INTs	Fumbles/Lost	Total	INTs	Fumbles/Lost	Total	Net
2021	11	30/4	15	13	28/14	27	+12
2020	13	22/8	21	11	19/10	21	Even
2019	12	9/6	18	7	23/10	17	-1
2018	18	23/10	28	7	20/9	16	-12
2017	18	19/7	25	15	20/6	21	-4
2016	17	27/11	28	14	30/14	28	Even
2015	13	23/11	24	19	31/14	33	+9
2014	12	16/5	17	18	13/7	25	+8
2013	22	22/9	31	20	20/10	30	-1
2012	21	25/13	34	22	17/11	33	-1
2011	23	24/9	32	10	15/9	19	-13
2010	19	33/16	35	17	22/13	30	-5
2009	18	32/18	36	21	20/8	29	-7
2008	15	27/15	30	13	26/17	30	Even
2007	24	27/12	36	18	23/11	29	–7
2006	17	31/13	30	16	29/17	33	+3
2005	21	26/16	37	15	24/11	26	-11
2004	18	34/11	29	15	32/15	30	+1
2003	22	29/14	36	13	21/10	23	–13
2002	22	26/13	35	17	15/8	25	–10
2001	14	26/13	27	17	27/7	24	–3
2000	24	32/20	44	10	17/10	20	–24
1999	30	31/10	40	17	28/10	27	–13
1998	20	30/16	36	20	31/19	39	+3
1997	22	27/20	42	15	16/5	20	–22
1996	21	29/14	35	11	24/14	25	–10
1995	24	41/19	43	19	39/23	42	–1
1994	19	25/10	29	23	28/13	36	+7
1993	20	23/11	31	9	27/17	26	–5
1992	24	26/18	42	16	25/12	28	–14
1991	25	31/14	39	17	37/21	38	–1
1990	18	25/14	32	16	28/11	27	–5
1989	30	24/14	44	16	18/11	27	–17
1988	19	34/16	35	16	27/13	29	–6
1987	15	23/12	27	14	34/19	33	+6
1986	19	25/10	29	10	40/12	22	–7
1985	18	36/16	34	13	28/14	27	–7
1984	16	32/20	36	21	20/12	33	–3
1983	21	50/27	48	28	32/20	48	Even
1982	6	17/10	16	6	14/9	15	–1
1981	24	34/21	45	21	33/16	37	–8
1980	24	24/13	37	20	27/14	34	–3
1979	24	42/21	45	18	40/19	37	–8
1978	21	28/14	35	26	33/16	42	+7
1977	21	30/16	37	19	19/12	31	–6
1976	13	44/24	37	19	32/20	39	+2
1975	20	33/19	39	22	26/15	37	–2
1974	8	27/9	17	16	24/9	25	+8
1973	15	37/14	29	10	31/17	27	–2
1972	23	43/16	39	11	31/16	27	–12
1971	26	35/20	46	17	28/16	33	–13
1970	19	24/15	34	21	20/14	35	+1
1969	25	24/10	35	15	19/12	27	–8
1968	20	24/11	31	13	19/8	21	–10
1967	35	23/11	46	19	19/13	32	–14
1966	19	26/18	37	21	20/10	31	–6
1965	25	15/7	32	17	29/15	32	Even
1964	24	29/16	40	25	24/14	39	–1
1963	21	29/18	39	18	32/18	36	–3
1962	30	37/21	51	16	23/15	31	–20
1961	23	39/18	41	24	36/20	44	+3
1960	25	43/21	46	21	35/23	44	–2
1959	19	48/36	55	15	25/15	30	–25
1958	27	37/21	48	15	29/16	31	–17
1957	22	22/15	37	12	27/13	25	–12
1956	14	29/21	35	33	23/12	45	+10
1955	25	35/20	45	29	23/18	47	+2
1954	30	32/22	52	24	30/19	43	–9
1953	27	39/21	48	24	23/12	36	–12
1952	22	33/23	45	25	30/18	43	–2
1951	24	26/20	44	27	21/16	43	–1
1950	31	25/14	45	22	37/24	46	+1
1949	26	20/16	42	33	26/21	54	+12
1948	12	21/16	28	23	30/24	47	+19
1947	25	32/16	41	27	25/18	45	+4
1946	20	44/29	49	25	39/20	45	–4
1945	18	35/13	31	12	26/12	24	–7
1944	41	30/12	53	16	23/12	28	–25
1943	39	17/5	44	16	19/12	28	–16
1942	29	25/11	40	25	19/8	33	–7
1941	20	19/12	32	16	27/15	31	–1

ALL-TIME CARDINAL SHUTOUTS

Date	Opponent	Score
Dec. 24, 2017	N.Y. Giants	23-0
Dec. 12, 1992	N.Y. Giants	19–0
Nov. 15, 1981	Buffalo Bills	24–0
Oct. 31, 1977	N.Y. Giants	28–0
Sept. 19, 1976	Green Bay Packers	29–0
Nov. 16, 1970	At Dallas Cowboys	38–0
Nov. 8, 1970	Boston Patriots	31–0
Nov. 1, 1970	Houston Oilers	44–0
Dec. 17, 1961	Pittsburgh Steelers	20–0
Oct. 22, 1961	At Washington	24–0
Oct. 18, 1942	At Detroit Lions	7–0
Sept. 20, 1942	Detroit Lions	13–0
Sept. 13, 1942	Cleveland Rams (at Buffalo)	7–0
Nov. 23, 1941	At Cleveland Rams	7–0
Sept. 15, 1940	Detroit Lions (at Buffalo)	0–0
Sept. 24, 1939	At Pittsburgh Pirates	10–0
Oct. 3, 1937	At Cleveland Rams	6–0
Dec. 6, 1936	Green Bay Packers	0–0
Nov. 8, 1936	Philadelphia Eagles	13–0
Nov. 24, 1935	At Boston	6–0
Oct. 13, 1935	At Green Bay Packers	3–0
Nov. 29, 1934	Green Bay Packers	6–0
Nov. 18, 1934	At Green Bay Packers	9–0
Nov. 6, 1934	At Brooklyn Dodgers	21–0
Oct. 7, 1934	At Cincinnati Reds	16–0
Sept. 23, 1934	At Cincinnati Reds	9–0
Dec. 3, 1933	Boston	0–0
Oct. 8, 1933	At Cincinnati Reds	3–0
Oct. 16, 1932	At Boston Braves	9–0
Oct. 9, 1932	Chicago Bears	0–0
Nov. 28, 1931	Cleveland Indians	21–0
Nov. 2, 1930	Frankford Yellow Jackets	6–0
Oct. 8, 1930	At Newark Tornadoes	13–0
Oct. 5, 1930	At Portsmouth Spartans	0–0
Dec. 8, 1929	At Orange Tornadoes	26–0
Nov. 24, 1929	Dayton Triangles	19–0
Nov. 10, 1929	Minneapolis Red Jackets	8–0
Nov. 6, 1929	At Providence Steam Roller	16–0
Oct. 20, 1929	At Chicago Bears	0–0
Oct. 7, 1928	Dayton Triangles	7–0
Nov. 24, 1927	At Chicago Bears	3–0
Oct. 9, 1927	Dayton Triangles	7–0
Nov. 25, 1926	At Chicago Bears	0–0
Oct. 3, 1926	Racine Tornadoes	20–0
Sept. 26, 1926	L.A. Buccaneers	15–0
Sept. 19, 1926	Columbus Tigers	14–0
Dec. 10, 1925	Milwaukee Badgers	59–0
Nov. 29, 1925	Rock Island Independents	7–0
Nov. 26, 1925	At Chicago Bears	0–0
Nov. 22, 1925	Dayton Triangles	14–0
Oct. 25, 1925	Chicago Bears	9–0
Oct. 14, 1925	Milwaukee Badgers	24–0
Nov. 16, 1924	Akron Indians	13–0
Nov. 9, 1924	Dayton Triangles	23–0
Oct. 12, 1924	Minneapolis Marines	13–0
Oct. 5, 1924	Green Bay Packers	3–0
Nov. 18, 1923	Duluth Kelleys	10–0
Nov. 11, 1923	Hammond Pros	6–0
Oct. 21, 1923	Minneapolis Marines	9–0
Oct. 14, 1923	Akron Indians	19–0
Oct. 7, 1923	Rochester Jeffersons	60–0
Sept. 30, 1923	Buffalo All-Americans	3–0
Dec. 10, 1922	Chicago Bears	9–0
Nov. 30, 1922	Chicago Bears	6–0
Nov. 12, 1922	Akron Pros	7–0
Oct. 22, 1922	Minneapolis Marines	3–0
Oct. 1, 1922	Milwaukee Badgers	3–0
Dec. 18, 1921	At Chicago Staleys	0–0
Nov. 6, 1921	Hammond Pros	7–0
Oct. 2, 1921	Minneapolis Marines	20–0
Oct. 31, 1920	Detroit Heralds	21–0
Oct. 10, 1920	At Chicago Tigers	0–0

ALL-TIME OPPONENT SHUTOUTS

Date	Opponent	Score
Sept. 16, 2018	At Los Angeles Rams	0-34
Oct. 22, 2017	Los Angeles Rams (at London)	0-33
Dec. 9, 2012	At Seattle Seahawks	0–58
Sept. 14, 2003	Seattle Seahawks	0–38
Dec. 1, 2002	At Kansas City Chiefs	0–49
Sept. 15, 1996	At New England Patriots	0–31
Sept. 18, 1994	At Cleveland Browns	0–32
Oct. 27, 1991	Minnesota Vikings	0–28
Sept. 15, 1991	At Washington	0–34
Sept. 9, 1990	At Washington	0–31
Dec. 17, 1989	Denver Broncos	0–37
Nov. 10, 1985	At Tampa Bay Buccaneers	0–16
Jan. 2, 1983	At Washington	0–28
Dec. 20, 1981	At Philadelphia Eagles	0–38
Oct. 19, 1980	At Washington	0–23
Sept. 30, 1979	At L.A. Rams	0–21
Dec. 10, 1978	At N.Y. Giants	0–17
Sept. 18, 1977	At Denver Broncos	0–7
Dec. 8, 1974	At New Orleans Saints	0–14
Oct. 17, 1971	At Washington	0–20
Nov. 17, 1968	At Baltimore Colts	0–27
Sept. 23, 1962	At Green Bay Packers	0–17
Nov. 19, 1961	At Baltimore Colts	0–16
Dec. 1, 1957	At Cleveland Browns	0–31
Nov. 20, 1955	Washington	0–31
Oct. 16, 1955	At N.Y. Giants	0–10
Nov. 21, 1953	At Philadelphia Eagles	0–38
Nov. 25, 1951	N.Y. Giants	0–10
Nov. 11, 1945	At Pittsburgh Steelers	0–23
Oct. 21, 1945	At Detroit Lions	0–26
Sept. 30, 1945	At Cleveland Rams	0–21
Sept. 23, 1945	Detroit Lions (at Milwaukee)	0–10
Nov. 12, 1944	At Detroit Lions	0–10
Nov. 5, 1944	Detroit Lions (at Pittsburgh)	0–27
Oct. 22, 1944	At N.Y. Giants	0–23
Nov. 7, 1943	At Brooklyn Dodgers	0–7
Oct. 17, 1943	Detroit Lions (at Buffalo)	0–7
Oct. 10, 1943	Chicago Bears	0–20
Nov. 8, 1942	At Washington	0–28
Sept. 15, 1940	Detroit Lions (at Buffalo)	0–0
Nov. 5, 1939	At Cleveland Rams	0–14
Oct. 22, 1939	Cleveland Rams	0–24
Nov. 6, 1938	At N.Y. Giants	0–6
Oct. 26, 1938	Philadelphia Eagles (at Erie)	0–7
Oct. 23, 1938	At Detroit Lions	0–10
Oct. 2, 1938	At Brooklyn Dodgers	0–13
Dec. 6, 1937	Green Bay Packers	0–0
Oct. 25, 1936	At Brooklyn Dodgers	0–9
Oct. 4, 1936	At Green Bay Packers	0–24
Sept. 28, 1936	At Detroit Lions	0–39
Dec. 8, 1935	Chicago Bears	0–13
Oct. 28, 1934	At Boston	0–9
Oct. 21, 1934	At Green Bay Packers	0–15
Oct. 14, 1934	At Chicago Bears	0–20
Sept. 30, 1934	At Detroit Lions	0–6
Dec. 3, 1933	Boston	0–0
Nov. 19, 1933	Brooklyn Dodgers	0–3
Oct. 29, 1933	At Brooklyn Dodgers	0–7
Oct. 22, 1933	At Boston	0–10
Nov. 24, 1932	At Chicago Bears	0–34
Nov. 13, 1932	At Brooklyn Dodgers	0–3
Oct. 9, 1932	Chicago Bears	0–0
Nov. 27, 1930	At Chicago Bears	0–6
Oct. 5, 1930	At Portsmouth Spartans	0–0
Sept. 21, 1930	At Green Bay Packers	0–14
Nov. 17, 1929	Green Bay Packers	0–12
Nov. 2, 1929	At Frankford Yellow Jackets	0–8
Oct. 20, 1929	At Chicago Bears	0–0
Nov. 29, 1928	At Chicago Bears	0–34
Nov. 25, 1928	At N.Y. Yankees	0–19
Nov. 24, 1929	At Frankford Yellow Jackets	0–19
Oct. 14, 1928	At Green Bay Packers	0–20
Sept. 23, 1928	Chicago Bears	0–15
Oct. 16, 1927	At Green Bay Packers	0–13
Sept. 25, 1927	Chicago Bears	0–9
Nov. 25, 1926	At Chicago Bears	0–0
Nov. 11, 1926	At Chicago Bears	0–10
Nov. 7, 1926	At N.Y. Giants	0–20
Oct. 31, 1926	Green Bay Packers	0–3
Oct. 17, 1926	At Chicago Bears	0–16
Nov. 26, 1935	At Chicago Bears	0–0
Nov. 27, 1924	Chicago Bears	0–21
Oct. 19, 1924	At Chicago Bears	0–6
Nov. 29, 1923	At Chicago Bears	0–3
Nov. 19, 1922	Canton Bulldogs	0–7
Dec. 18, 1921	At Chicago Staleys	0–0
Dec. 4, 1921	Akron Pros	0–7
Oct. 9, 1921	Akron Pros	0–23
Dec. 5, 1920	At Decatur Staleys	0–10
Oct. 24, 1920	At Rock Island Independents	0–7
Oct. 10, 1920	At Chicago Tigers	0–0

ALL-TIME TWO-POINT CONVERSIONS

ANNUAL RESULTS

Year	Results
1994	1–3
1995	5–6
1996	2–2
1997	3–3
1998	0–0
1999	0–1
2000	0–5
2001	1–1
2002	1–2
2003	1–5
2003	1–5
2004	1–3
2005	3–5
2006	0–1
2007	0–1
2008	1–3
2009	0–0
2010	1-2
2011	0-2
2012	0-0
2013	1-4
2014	2-5
2015	0-0
2016	1-4
2017	1-2
2018	1-2
2019	3-3
2020	0-3
2021	0-3
Overall	**30-70**

SUCCESSFUL CONVERSIONS

Date	Opponent	Play	Outcome, Score
Oct. 31, 2019	San Francisco	Kenyan Drake pass from Kyler Murray	L, 25-28
Sept. 15, 2019	At Baltimore	KeeSean Johnson pass from Kyler Murray	L, 17-23
Sept. 8, 2019	Detroit	Christian Kirk pass from Kyler Murray	T, 27-27
Dec. 30, 2018	At Seattle	David Johnson run	L, 24-27
Oct. 28, 2018	San Francisco	Larry Fitzgerald pass from Josh Rosen	W, 18-15
Nov. 26, 2017	Jacksonville	Larry Fitzgerald pass from Blaine Gabbert	W, 27-24
Dec. 11, 2016	At Miami	David Johnson pass from Carson Palmer	L, 23-26
Dec. 7, 2014	Kansas City	John Carlson pass from Drew Stanton	W, 17-14
Nov. 30, 2014	At Atlanta	Stepfan Taylor run	L, 18-29
Dec. 22, 2013	At Seattle	Rashard Mendenhall run	W, 17-10
Nov. 14, 2010	Seattle	Larry Fitzgerald pass from Derek Anderson	L, 18-36
Sept. 28, 2008	At N.Y. Jets	Edgerrin James run	L, 35-56
Dec. 4, 2005	At San Francisco	Obafemi Ayanbadejo run	W, 17-10
Nov. 20, 2005	At St. Louis	Anquan Boldin pass from Kurt Warner	W, 38-28
Nov. 13, 2005	At Detroit	Obafemi Ayanbadejo run	L, 21-29
Dec. 12, 2004	San Francisco	Josh McCown run	L (OT), 28–31
Oct. 2, 2003	Baltimore	Jeff Blake run	L, 18–26
Sept. 22, 2002	San Diego	Frank Sanders pass from Jake Plummer	L, 15–23
Dec. 2, 2001	At Oakland	Jake Plummer run	W (OT), 34–31
Dec. 21, 1997	Atlanta	Jake Plummer run	W, 29–26
Sept. 28, 1997	At Tampa Bay	Frank Sanders pass from Kent Graham	L, 18–19
Sept. 7, 1997	Dallas	Rob Moore pass from Kent Graham	W, 25–22
Nov. 3, 1996	At N.Y. Giants	Boomer Esiason run	L, 8–16
Sept. 22, 1996	At New Orleans	Rob Moore pass from Kent Graham	W, 28–14
Dec. 17, 1995	At Philadelphia	Stevie Anderson pass from Dave Krieg	L, 20–21
Dec. 9, 1995	At San Diego	Stevie Anderson pass from Dave Krieg	L, 25–28
Nov. 12, 1995	Minnesota	Rob Moore pass from Dave Krieg	L, 24–30
Oct. 8, 1995	At N.Y. Giants	Frank Sanders pass from Dave Krieg	L, 21–27
Sept. 17, 1995	At Detroit	Frank Sanders pass from Dave Krieg	W, 20–17
Dec. 4, 1994	At Houston	Ronald Moore run	W, 30–12

Note: Two-point conversion rule instituted in NFL in 1994.

CARDINALS ALL-TIME OPPONENTS

Akron Indians	Cincinnati Celts	Hammond Pros	Minneapolis Marines	Providence Steam Rollers
Akron Pros	Cincinnati Reds	Houston Oilers	Minneapolis Red Jackets	Racine American Legion
Atlanta Falcons	Cleveland Browns	Houston Texans	Minnesota Vikings	Racine Legion
Baltimore Colts	Cleveland Bulldogs	Indianapolis Colts	Moline Athletics	Racine Tornadoes
Baltimore Ravens	Cleveland Indians	Indianapolis Indians	New England Patriots	Rochester Jeffersons
Battle Creek Maroons	Cleveland Rams	Jacksonville Jaguars	New Orleans Saints	Rock Island Independents
Berkeley Giants	College All-Stars	Kansas City Blues	New York Bulldogs	San Diego Chargers
Boston Braves	Columbus Panhandles	Kansas City Chiefs	New York Giants	San Francisco 49ers
Boston	Columbus Tigers	Kansas City Cowboys	New York Jets	Seattle Seahawks
Boston Yankees	Dallas Cowboys	Kenosha Cardinals	New York Yanks	Southern CA Maroons
Brooklyn Dodgers	Dallas Texans	LaCrosse Lagers	New York Yankees	St. Louis Gunners
Buffalo All-Americans	Dayton Triangles	Lansing Oldsmobile	Newark Bears	St. Louis Rams
Buffalo Bills	Decatur Staleys	Los Angeles Buccaneers	Oakland Raiders	Stanford Braves
Buffalo Bisons	Denver Broncos	Los Angeles Bulldogs	Oorang Indians	Staten Island Stapletons
Camp Polk	Detroit Heralds	Los Angeles Raiders	Orange Tornadoes	Tampa Bay Buccaneers
Canton Bulldogs	Detroit Lions	Los Angeles Chargers	PCFL All-Stars	Tennessee Titans
Carolina Panthers	Duluth Kelleys	Los Angeles Rams	Philadelphia Eagles	Toronto Argonauts
Chicago Bears	Frankford Yellow Jackets	Maplewood Rovers	Phila.-Pitt. Steagles	Tulsa Oilers
Chicago Staleys	Freeport Lions	Memphis Tigers	Pittsburgh Pirates	Washington Commanders
Chicago Stayms	Gary Elks	Miami Dolphins	Pittsburgh Steelers	Western Army All-Stars
Chicago Tigers	Green Bay Packers	Milwaukee Badgers	Portsmouth Spartans	Wichita Aero Commanders
Cincinnati Bengals	Greensboro Generals	Milwaukee Nighthawks	Pottsville Maroons	Wilkes-Barre Barons

DEFENSIVE TOUCHDOWNS

1960–2021

Date	Opponent	Play	Outcome, Score
Jan. 9, 2022	Seattle	Zach Allen 16-yard fumble return	L, 30-38
Sept. 26, 2021	At Jacksonville	Byron Murphy, Jr. 29-yard interception return	W, 31-19
Oct. 14, 2018	At Minnesota	Budda Baker 36-yard fumble return	L, 17-27
Oct. 7, 2018	At San Francisco	Josh Bynes 23-yard fumble return	W, 28-18
Dec. 24, 2017	N.Y. Giants	Robert Nkemdiche 21-yard fumble return	W, 23-0
Sept. 10, 2017	At Detroit	Justin Bethel 82-yard interception return	L, 23-35
Jan. 1, 2017	At LA Rams	Justin Bethel 66-yard interception return	W, 44-6
Dec. 18, 2016	New Orleans	Calais Campbell 53-yard fumble return	L, 41-48
Sept. 18, 2016	Tampa Bay	Marcus Cooper 60-yard interception return	W, 40-7
Dec. 27, 2015	Green Bay	Cory Redding 36-yard fumble return	W, 38-8
Dec. 27, 2015	Green Bay	Jerraud Powers 7-yard fumble return	W, 38-8
Dec. 20, 2015	At Philadelphia	Deone Bucannon 39-yard interception return	W, 40-17
Sept. 27, 2015	San Francisco	Tyrann Mathieu 33-yard interception return	W, 47-7
Sept. 27, 2015	San Francisco	Justin Bethel 21-yard interception return	W, 47-7
Sept. 20, 2015	At Chicago	Tony Jefferson 26-yard interception return	W, 48-23
Nov. 30, 2014	At Atlanta	Rashad Johnson 88-yard interception return	L, 18-29
Nov. 9, 2014	St. Louis	Antonio Cromartie 14-yard fumble return	W, 31-14
Nov. 9, 2014	St. Louis	Patrick Peterson 30-yard interception return	W, 31-14
Oct. 12, 2014	Washington	Rashad Johnson 28-yard interception return	W, 30-20
Dec. 15, 2013	At Tennessee	Antoine Cason 20-yard interception return	W, 37-34 (OT)
Dec. 8, 2013	St. Louis	Karlos Dansby 23-yard interception return	W, 30-10
Nov. 24, 2013	Indianapolis	Karlos Dansby 22-yard interception return	W, 40-11
Nov. 10, 2013	Houston	Matt Shaughnessy 6-yard fumble return	W, 27-24
Sept. 8, 2013	At St. Louis	Dan Williams 2-yard interception return	L, 24-27
Dec. 16, 2012	Detroit	Greg Toler 102-yard interception return	W, 38-10
Dec. 16, 2012	Detroit	Rashad Johnson 53-yard interception return	W, 38-10
Sept. 23, 2012	Philadelphia	James Sanders 93-yard fumble return	W, 27-6
Dec. 25, 2010	Dallas	Greg Toler 66-yard interception return	W, 27-26
Dec. 25, 2010	Dallas	Dominique Rodgers-Cromartie 32-yard interception return	W, 27–26
Oct. 31, 2010	Tampa Bay	Gerald Hayes 21-yard fumble return	L, 35-38
Oct. 10, 2010	New Orleans	Dominique Rodgers-Cromartie 28-yard interception return	W, 30-20
Oct. 10, 2010	New Orleans	Kerry Rhodes 27-yard fumble return	W, 30-20
Oct. 3, 2010	At San Diego	Kerry Rhodes 42-yard fumble return	L, 10-41
Jan. 10, 2010	Green Bay*	Karlos Dansby 17-yard fumble return in OT	W, 51-45 (OT)
Oct. 11, 2009	Houston	Dominique Rodgers-Cromartie 49-yard interception return	W, 28-21
Jan. 3, 2009	*Atlanta**	*Antrel Rolle 27-yard fumble return*	*W, 30-24*
Dec. 7, 2008	St. Louis	Dominique Rodgers-Cromartie 99-yard interception return	W, 34–10
Dec. 7, 2008	St. Louis	Darnell Dockett 11-yard fumble return	W, 34–10
Nov. 2, 2008	At St. Louis	Antrel Rolle 40-yard interception return	W, 34–13
Dec. 30, 2007	St. Louis	Gerald Hayes 30-yard interception return	W, 48–19
Dec. 30, 2007	St. Louis	Antrel Rolle 47-yard interception return	W, 48–19
Dec. 2, 2007	Cleveland	Rod Hood 71-yard interception return	W, 27–21
Nov. 18, 2007	At Cincinnati	Antrel Rolle 54-yard interception return	W, 35-27
Nov. 18, 2007	At Cincinnati	Antrel Rolle 55-yard interception return	W, 35-27
Oct. 7, 2007	At St. Louis	Rod Hood 68-yard interception return	W, 34–31
Dec. 17, 2006	Denver	Antonio Smith 4-yard fumble return	L, 20–37
Nov. 26, 2006	At Minnesota	Adrian Wilson 99-yard fumble return	L, 26–31
Oct. 1, 2006	At Atlanta	Adrian Wilson 99-yard interception return	L, 10–32
Dec. 24, 2005	Philadelphia	Karlos Dansby 11-yard interception return	W, 27–21
Oct. 23, 2005	Tennessee	David Macklin 60-yard interception return	W, 20–10
Sept. 11, 2005	At N.Y. Giants	Karlos Dansby 18-yard interception return	L, 19–42
Nov. 7, 2004	At Miami	Duane Starks 41-yard interception return	W, 24–23
Oct. 3, 2004	New Orleans	Adrian Wilson 35-yard fumble return	W, 34–10
Nov. 23, 2003	St. Louis	Renaldo Hill 70-yard interception return	L, 27–30 (OT)
Nov. 3, 2002	St. Louis	Justin Lucas 35-yard return with lateral from interception	L, 14–27
Sept. 29, 2002	N.Y. Giants	Justin Lucas 38-yard interception return	W, 21–7
Jan. 6, 2002	At Washington	Adrian Wilson 61-yard interception return	L, 17–20
Dec. 30, 2001	At Carolina	Ronald McKinnon 25-yard fumble return	W, 30–7
Dec. 23, 2001	Dallas	Ronald McKinnon 24-yard interception return	W, 17–10
Nov. 18, 2001	Detroit	Fred Wakefield 20-yard interception return	W, 45–38
Oct. 7, 2001	At Philadelphia	Kyle Vanden Bosch 9-yard fumble return	W, 21–20
Nov. 5, 2000	Washington	Aeneas Williams 103-yard fumble return	W, 16–15
Dec. 5, 1999	Philadelphia	Kwamie Lassiter 78-yard interception return	W, 21–17
Nov. 28, 1999	At N.Y. Giants	Eric Swann 42-yard interception return	W, 34–24
Sept. 19, 1999	At Miami	Rob Fredrickson 34-yard interception return	L, 16–19
Dec. 13, 1998	At Philadelphia	Tommy Bennett 70-yard interception return	W, 20–17
Nov. 2, 1997	Philadelphia	Bernard Wilson 66-yard interception return	W, 31–21
Oct. 12, 1997	N.Y. Giants	Aeneas Williams 30-yard interception return	L, 13–27
Sept. 28, 1997	At Tampa Bay	Aeneas Williams 42-yard interception return	L, 18–19
Dec. 22, 1996	At Philadelphia	Aeneas Williams 65-yard interception return	L, 19–29
Dec. 15, 1996	Washington	Jamir Miller 26-yard return with lateral from fumble	W, 27–26
Dec. 25, 1995	Dallas	Aeneas Williams 48-yard interception return	L, 13–37
Dec. 9, 1995	At San Diego	Clyde Simmons 25-yard interception return	L, 25–28
Oct. 29, 1995	Seattle	Lorenzo Lynch 72-yard interception return	W, 20–14
Oct. 29, 1995	Seattle	Keith McCants 5-yard fumble return	W, 20–14
Oct. 15, 1995	Washington	Aeneas Williams 28-yard interception return	W, 24–20
Nov. 27, 1994	Chicago	Keith McCants 46-yard interception return	L, 16–19
Oct. 31, 1993	New Orleans	Aeneas Williams 20-yard fumble return	L, 17–20
Oct. 31, 1993	New Orleans	Aeneas Williams 46-yard interception return	L, 17–20
Sept. 5, 1993	At Philadelphia	Lorenzo Lynch 55-yard fumble return	L, 17–23
Nov. 15, 1992	At Atlanta	Robert Massey 46-yard interception return	L, 17–20
Oct. 4, 1992	Washington	Robert Massey 31-yard interception return	W, 27–24
Oct. 4, 1992	Washington	Robert Massey 41-yard interception return	W, 27–24
Nov. 24, 1991	Philadelphia	Lorenzo Lynch 35-yard interception return	L, 14–34
Sept. 8, 1991	At Philadelphia	Rod Saddler 7-yard fumble return	W, 26–10
Sept. 1, 1991	At L.A. Rams	Eric Hill 85-yard fumble return	W, 24–14
Dec. 9, 1990	At Atlanta	Marcus Turner 47-yard interception return	W, 24–13
Dec. 2, 1990	Indianapolis	Marcus Turner 21-yard return with lateral from interception	W, 20–17
Nov. 12, 1989	Dallas	Tim McDonald 53-yard interception return	W, 24–20
Oct. 29, 1989	At Dallas	Michael Zordich 16-yard interception return	W, 19–10
Dec. 10, 1988	Philadelphia	E.J. Junior 36-yard fumble return	L, 17–23
Oct. 25, 1988	Washington	Cedric Mack 47-yard fumble return	W, 30–21
Oct. 2, 1988	At L.A. Rams	Rod Saddler 16-yard fumble return	W, 41–27
Nov. 8, 1987	Tampa Bay	Niko Noga 23-yard fumble return	W, 31–28
Oct. 11, 1987	New Orleans	Mark Jackson 77-yard fumble return	W, 24–19
Oct. 11, 1987	New Orleans	Leonard Smith 29-yard fumble return	W, 24–19
Oct. 4, 1987	At Washington	Peter Noga 60-yard interception return	L, 21–28
Sept. 8, 1985	At Cleveland	Lionel Washington 48-yard interception return	W, 27–24
Dec. 2, 1984	At New England	Thomas Howard 29-yard fumble return	W, 33–10

Date	Opponent	Play	Outcome, Score
Sept. 16, 1984	At Indianapolis	Leonard Smith 25-yard interception return	W, 34–33
Dec. 11, 1983	At L.A. Raiders	Elois Grooms 40-yard fumble return	W, 34–24
Oct. 24, 1983	N.Y. Giants	Benny Perrin 32-yard fumble return	T, 20–20
Oct. 2, 1983	At Kansas City	Lee Nelson 36-yard fumble return	L, 14–38
Nov. 25, 1981	At Baltimore	Dave Ahrens 14-yard interception return	W, 35–24
Sept. 28, 1980	Philadelphia	Eric Allen 70-yard interception return	W, 24–14
Nov. 4, 1979	Minnesota	Roger Wehrli 9-yard interception return	W, 37–7
Oct. 28, 1979	Cleveland	Steve Neils 72-yard fumble return	L, 20–38
Sept. 9, 1979	At N.Y. Giants	Mark Arneson 29-yard fumble return	W, 27–14
Oct. 31, 1977	N.Y. Giants	Mike Sensibaugh 79-yard interception return	W, 28–0
Oct. 9, 1977	Dallas	Charlie Davis 36-yard fumble return	L, 24–30
Oct. 3, 1976	N.Y. Giants	Mike Sensibaugh 35-yard interception return	W, 27–21
Nov. 23, 1975	At N.Y. Jets	Norm Thompson 61-yard interception return	W, 37–6
Oct. 27, 1974	Washington	Roger Wehrli 53-yard interception return	W, 23–20
Sept. 29, 1974	Cleveland	Norm Thompson 56-yard interception return	W, 29–7
Sept. 22, 1974	At Washington	Ron Yankowski 71-yard fumble return	W, 17–10
Dec. 10, 1972	L.A. Rams	Norm Thompson 58-yard fumble return	W, 24–14
Nov. 28, 1971	At N.Y. Giants	Larry Stallings 26-yard interception return	W, 24–7
Dec. 20, 1970	At Washington	Chuck Latourette 32-yard fumble return	L, 27–28
Nov. 1, 1970	Houston	Don Parish 41-yard interception return	W, 44–0
Sept. 27, 1970	Washington	Miller Farr 19-yard interception return	W, 27–17
Dec. 21, 1969	At Green Bay	Larry Wilson 88-yard fumble return	L, 28–45
Oct. 19, 1969	Minnesota	Bob Rowe 18-yard interception return	L, 10–27
Sept. 28, 1969	Chicago	Larry Stallings 62-yard fumble return	W, 20–17
Sept. 22, 1968	At San Francisco	Don Brumm 17-yard fumble return	L, 17–35
Oct. 22, 1967	Philadelphia	Pat Fischer 69-yard interception return	W, 48–14
Oct. 31, 1966	Chicago	Larry Wilson 29-yard interception return	W, 24–17
Oct. 2, 1966	At Philadelphia	Jerry Stovall 18-yard interception return	W, 41–10
Oct. 2, 1966	At Philadelphia	Larry Wilson 91-yard interception return	W, 41–10
Dec. 18, 1965	Cleveland	Larry Wilson 95-yard interception return	L, 24–27
Nov. 28, 1965	Philadelphia	Larry Stallings 17-yard fumble return	L, 24–28
Sept. 26, 1965	At Cleveland	Don Brumm 10-yard fumble return	W, 49–13
Dec. 13, 1964	Philadelphia	Jerry Stovall 31-yard interception return	W, 36–24
Nov. 29, 1964	At Pittsburgh	Pat Fischer 49-yard fumble return	W, 21–20
Nov. 22, 1964	At Philadelphia	Larry Wilson 42-yard interception return	W, 38–13
Nov. 8, 1964	Pittsburgh	Dale Meinert 18-yard interception return	W, 34–30
Oct. 18, 1964	Washington	Pat Fischer 39-yard interception return	W, 38–24
Oct. 4, 1964	At Washington	Pat Fischer 33-yard interception return	W, 23–17
Dec. 8, 1963	Philadelphia	Larry Wilson 42-yard fumble return	W, 32–14
Oct. 6, 1963	At Minnesota	John Symank 31-yard interception return	W, 56–14
Sept. 14, 1963	At Dallas	Jimmy Hill 58-yard interception return	W, 34–7
Oct. 28, 1962	At Dallas	Larry Wilson 57-yard interception return	W, 28–24
Dec. 17, 1961	Pittsburgh	Billy Stacy 25-yard fumble return after lateral from Joe Robb	W, 20–0
Nov. 26, 1961	At Pittsburgh	Jerry Norton 47-yard interception return	L, 27–30
Nov. 26, 1961	At Pittsburgh	Jerry Norton 37-yard interception return	L, 27–30
Nov. 5, 1961	At Dallas	Billy Stacy 31-yard interception return	W, 31–17
Nov. 5, 1961	At Dallas	Billy Stacy 34-yard interception return	W, 31–17
Oct. 22, 1961	At Washington	Jimmy Hill 35-yard interception return	W, 24–0
Sept. 17, 1961	At N.Y. Giants	William West fumble recovery in end zone	W, 21–10
Oct. 30, 1960	At N.Y. Giants	Billy Stacy 33-yard fumble return	W, 20–13

* Postseason

SPECIAL TEAMS TOUCHDOWNS

1960–2021

Date	Opponent	Play	Outcome, Score
Dec. 30, 2018	At Seattle	Dennis Gardeck blocked punt recovery in end zone	L, 24-27
Sept. 20, 2015	At Chicago	David Johnson 108-yard kickoff return	W, 48-23
Sept. 14, 2014	At N.Y. Giants	Ted Ginn, Jr. 71-yard punt return	W, 25-14
Dec. 23, 2012	Chicago	Justin Bethel 82-yard return of blocked Adrian Wilson field goal	L, 13–28
Nov. 27, 2011	At St. Louis	Patrick Peterson 80-yard punt return	W, 23-20
Nov. 6, 2011	St. Louis	Patrick Peterson 99-yard punt return	W, 19-13 (OT)
Oct. 30, 2011	At Baltimore	Patrick Peterson 82-yard punt return	L, 27-30
Sept. 11, 2011	Carolina	Patrick Peterson 89-yard punt return	W, 28-21
Nov. 7, 2010	At Minnesota	Michael Adams 30-yard fumble return	L, 24-27 (OT)
Nov. 7, 2010	At Minnesota	LaRod Stephens-Howling 96-yard kickoff return	L, 24-27 (OT)
Sept. 26, 2010	Oakland	LaRod Stephens-Howling 102-yard kickoff return	W, 24-23
Nov. 29, 2009	At Tennessee	LaRod Stephens-Howling 99-yard kickoff return	L, 17–20
Sept. 20, 2009	At Jacksonville	Antrel Rolle 83-yard return of blocked Calais Campbell field goal	W, 31–17
Dec. 14, 2008	Minnesota	Rod Hood 68-yard return of blocked D. Rodgers-Cromartie field goal	L, 14–35
Oct. 12, 2008	Dallas	Monty Beisel three-yard return of Sean Morey blocked punt in OT	W, 30–24 (OT)
Oct. 12, 2008	Dallas	J.J. Arrington 93-yard kickoff return TD to begin game	W, 30–24 (OT)
Sept. 30, 2007	Pittsburgh	Steve Breaston 73-yard punt return	W, 21–14
Nov. 26, 2006	At Minnesota	J.J. Arrington 99-yard kickoff return	L, 26-31
Sept. 28, 2003	At St. Louis	Josh Scobey 100-yard kickoff return	L. 13–37
Sept. 15, 2002	At Seattle	MarTay Jenkins 95-yard kickoff return	W, 24–13
Nov. 12, 2000	At Minnesota	MarTay Jenkins 98-yard kickoff return	L, 14–31
Sept. 14, 1997	At Washington	Tommy Bennett blocked punt recovery in end zone	L, 13–19
Nov. 19, 1995	At Carolina	Aeneas Williams 72-yard return of blocked field goal	L, 7–27
Sept. 12, 1993	At Washington	Johnny Bailey 58-yard punt return	W, 17–10
Dec. 13, 1987	N.Y. Giants	Vai Sikahema 76-yard punt return	W, 27–24
Dec. 21, 1986	Tampa Bay	Vai Sikahema 71-yard punt return	W, 21–17
Dec. 21, 1986	Tampa Bay	Vai Sikahema 60-yard punt return	W, 21–17
Sept. 20, 1981	Washington	Stump Mitchell 50-yard punt return	L, 10–30
Dec. 7, 1980	Detroit	Roy Green 57-yard punt return	W, 24–23
Oct. 21, 1979	At Dallas	Roy Green 106-yard kickoff return	L, 13–22
Nov. 19, 1978	At Washington	Willard Harrell 70-yard punt return	W, 27–17
Oct. 13, 1975	At Washington	Terry Metcalf 93-yard kickoff return	L, 17–27
Nov. 2, 1975	New England	Terry Metcalf 69-yard punt return	W, 24–17
Dec. 21, 1975	At Detroit	Dwayne Crump 64-yard return of blocked field goal	W, 24–13
Sept. 29, 1974	Cleveland	Terry Metcalf 94-yard kickoff return	W, 29–7
Sept. 23, 1973	Washington	Don Shy 97-yard kickoff return	W, 34–27
Oct. 1, 1972	Pittsburgh	Norm Thompson 8-yard return of blocked punt	L, 19–25
Nov. 21, 1971	Philadelphia	George Hoey 103-yard kickoff return	L, 20–37
Nov. 16, 1970	At Dallas	Johnny Roland 74-yard punt return	W, 38–0
Dec. 21, 1969	At Green Bay	John Gilliam 100-yard kickoff return	L, 28–45
Sept. 29, 1968	At New Orleans	Chuck Latourette 86-yard punt return	W, 21–20
Sept. 25, 1966	At Cleveland	Roy Shivers 94-yard kickoff return	W, 34–28
Oct. 2, 1966	At Philadelphia	Johnny Roland 86-yard punt return	W, 41–10
Sept. 27, 1964	At San Francisco	Jim Burson 68-yard punt return	W, 23–13
Oct. 15, 1961	Philadelphia	Bobby Joe Conrad 73-yard punt return	L, 7–20

CARDINALS QUARTERBACKS

STARTING QUARTERBACK WON-LOSS (1960–2021)

Player	Record
Derek Anderson	2–7
Pete Beathard	2–3
Steve Beuerlein	9–12
Jeff Blake	3–10
Sam Bradford	0-3
Dave Brown	3–4
Stoney Case	0–1
Chris Chandler	5–12
Gary Cuozzo	1–5
Boomer Esiason	3–5
Sam Etcheverry	5–8
Blaine Gabbert	2–3
Sammy Garza	0–1
Stan Gelbaugh	0–3
Kent Graham	5–10
Ralph Gugliemi	3–2
Shawn Halloran	1–1
Max Hall	1-2
Jim Hart	87–87–5
King Hill	0–1
Gary Hogeboom	5–8
Brian Hoyer	0–1
Buddy Humphrey	0–3
George Izo	1–0
Gary Keithley	1–1
Shaun King	0–2
Kevin Kolb	6–8
Dave Kreig	4–12
Charley Johnson	36–28–5
Matt Leinart	7–10
Ryan Lindley	1–5
Neil Lomax	47–53–2
Mike Loyd	0–1
Josh McCown	10–12
Colt McCoy	2-1
Jim McMahon	0–1
Kyler Murray	22-23-1
John Navarre	0–1
Terry Nofsinger	1–4
Carson Palmer	38–21–1
Steve Pisarkiewicz	2–2
Jake Plummer	30–52
John Roach	4–5–1
Josh Rosen	3-10
Timm Rosenbach	5–15
Jay Schroeder	5–3
John Skelton	8–9
Drew Stanton	9–4
Cliff Stoudt	0–4
Tom Tupa	4–9
Tim Van Galder	1–3–1
Kurt Warner	27–30

STARTING QUARTERBACKS (1960–2021)

Year	Quarterbacks
2021	Kyler Murray (9-5), Colt McCoy (2-1)
2020	Kyler Murray (8-8)
2019	Kyler Murray (5-10-1)
2018	Josh Rosen (3-10), Sam Bradford (0-3)
2017	Carson Palmer (3-4), Drew Stanton (3-1), Blaine Gabbert (2-3)
2016	Carson Palmer (6-8-1), Drew Stanton (1-0)
2015	Carson Palmer (13-3)
2014	Carson Palmer (6-0), Drew Stanton (5-3), Ryan Lindley (0-2)
2013	Carson Palmer (10-6)
2012	John Skelton (1-5), Kevin Kolb (3-2), Ryan Lindley (1-3), Brian Hoyer (0-1)
2011	Kevin Kolb (3-6), John Skelton (5-2)
2010	Derek Anderson (2–7), John Skelton (2–2), Max Hall (1–2)
2009	Kurt Warner (10–5), Matt Leinart (0–1)
2008	Kurt Warner (9–7)
2007	Kurt Warner (5–6), Matt Leinart (3–2)
2006	Matt Leinart (4–7), Kurt Warner (1–4)
2005	Kurt Warner (2–8), Josh McCown (3–3)
2004	Josh McCown (6–7), Shaun King (0–2), John Navarre (0–1).
2003	Jeff Blake (3–10), Josh McCown (1–2)
2002	Jake Plummer (5–11)
2001	Jake Plummer (7–9)
2000	Jake Plummer (3–11), Dave Brown (0–2)
1999	Jake Plummer (3–8), Dave Brown (3–2)
1998	Jake Plummer (9–7)
1997	Kent Graham (1–5), Stoney Case (0–1), Jake Plummer (3–6)
1996	Boomer Esiason (3–5), Kent Graham (4–4)
1995	Dave Krieg (4–12)
1994	Steve Beuerlein (3–4), Jim McMahon (0–1), Jay Schroeder (5–3)
1993	Steve Beuerlein (6–8), Chris Chandler (1–1)
1992	Timm Rosenbach (0–3), Chris Chandler (4–9)
1991	Tom Tupa (4–7), Stan Gelbaugh (0–3), Chris Chandler (0–2)
1990	Timm Rosenbach (5–11)
1989	Gary Hogeboom (5–8), Tom Tupa (0–2), Timm Rosenbach (0–1)
1988	Neil Lomax (7–7), Cliff Stoudt (0–2)
1987	Neil Lomax (6–6), Shawn Halloran (1–1), Sammy Garza (0–1)
1986	Neil Lomax (4–9–1), Cliff Stoudt (0–2)
1985	Neil Lomax (5–11)
1984	Neil Lomax (9–7)
1983	Neil Lomax (7–6–1), Jim Hart (1–1)
1982	Neil Lomax (5–4)
1981	Jim Hart (3–6), Neil Lomax (4–3)
1980	Jim Hart (5–10), Mike Loyd (0–1)
1979	Jim Hart (3–10), Steve Pisarkiewicz (2–1)
1978	Jim Hart (6–9), Steve Pisarkiewicz (0–1)
1977	Jim Hart (7–7)
1976	Jim Hart (10–4)
1975	Jim Hart (11–3)
1974	Jim Hart (10–4)
1973	Jim Hart (3–8–1), Gary Keithley (1–1)
1972	Tim Van Galder (1–3–1), Gary Cuozzo (1–5), Jim Hart (2–1)
1971	Jim Hart (2–6–1), Pete Beathard (2–3)
1970	Jim Hart (8–5–1)
1969	Charley Johnson (2–6–1), Jim Hart (2–3)
1968	Jim Hart (8–3–1), Charley Johnson (1–1)
1967	Jim Hart (6–7–1)
1966	Charley Johnson (7–1–1), Terry Nofsinger (1–4)
1965	Charley Johnson (5–6), Buddy Humphre (0–3)
1964	Charley Johnson (9–3–2)
1963	Charley Johnson (9–5)
1962	Sam Etcheverry (1–3), Charley Johnson (3–6–1)
1961	Sam Etcheverry (4–5), Ralph Gugliemi (3–2)
1960	King Hill (1–0), John Roach (4–5–1), George Izo (1–0)

QUARTERBACKS ON ROSTER (1988–2021)

Year	Starter (Games)	Non-Starter (Games)
2021	Kyler Murray (14), Colt McCoy (3)	Chris Streveler (2), Trace McSorley
2020	Kyler Murray (16)	Chris Streveler (5), Brett Hundley
2019	Kyler Murray (16)	Brett Hundley (3), Drew Anderson, *Kyle Sloter
2018	Josh Rosen (13), Sam Bradford (3)	Mike Glennon (2), Charles Kanoff
2017	Carson Palmer (7), Drew Stanton (4), Blaine Gabbert (5)	Matt Barkley, *Mike Bercovici
2016	Carson Palmer (15), Drew Stanton (1)	Zac Dysert
2015	Carson Palmer (16)	Drew Stanton (7), Matt Barkley
2014	Drew Stanton (8), Carson Palmer (6), Ryan Lindley (2)	Logan Thomas (2), *Dennis Dixon, *Jeff Mathews
2013	Carson Palmer (16)	Drew Stanton, Ryan Lindley
2012	John Skelton (6), Kevin Kolb (5), Ryan Lindley (4), Brian Hoyer (1)	None
2011	Kevin Kolb (9), John Skelton (7)	Richard Bartel (2)
2010	Derek Anderson (9), John Skelton (4), Max Hall (3)	Richard Bartel (1)
2009	Kurt Warner (15), Matt Leinart (1)	Brian St. Pierre (1)
2008	Kurt Warner (16)	Matt Leinart (4), Brian St. Pierre
2007	Kurt Warner (11), Matt Leinart (5)	Tim Rattay (4), Tim Hasselbeck (1)
2006	Matt Leinart (11), Kurt Warner (5)	John Navarre (1), Shane Boyd
2005	Kurt Warner (10), Josh McCown (6)	John Navarre (1), Rohan Davey
2004	Josh McCown (13), Shaun King (2), John Navarre (1)	*Chris Lewis
2003	Jeff Blake (13), Josh McCown (3)	Preston Parsons
2002	Jake Plummer (16)	Josh McCown (2), Preston Parsons
2001	Jake Plummer (16)	Dave Brown, Chris Greisen
2000	Jake Plummer (14), Dave Brown (2)	Chris Greisen (2), *Sean Keenan
1999	Jake Plummer (11), Dave Brown (5)	Sherdrick Bonner, Chris Greisen (2)
1998	Jake Plummer (16)	Dave Brown (1), Stoney Case, *Cory Sauter
1997	Kent Graham (6), Stoney Case (1), Jake Plummer (9)	None
1996	Boomer Esiason (8), Kent Graham (8)	Stoney Case, Chad May, *Mark Butterfield
1995	Dave Krieg (16)	Mike Buck (4), Stoney Case (2)
1994	Steve Beuerlein (7), Jim McMahon (1), Jay Schroeder (8)	Chris Swartz
1993	Steve Beuerlein (14), Chris Chandler (2)	Will Furrer, Tony Sacca
1992	Timm Rosenbach (3), Chris Chandler (13)	Tony Sacca (2), Erik Wilhelm
1991	Tom Tupa (11), Stan Gelbaugh (3), Chris Chandler (2)	Craig Kupp (1)
1990	Timm Rosenbach (16)	*Craig Kupp, Tom Tupa
1989	Gary Hogeboom (13), Tom Tupa (2), Timm Rosenbach (1)	#Neil Lomax
1988	Neil Lomax (13), Cliff Stoudt (3)	Tom Tupa (2)

*Practice squad only

#Injured Reserve

PRIME TIME GAMES

MONDAY NIGHT FOOTBALL

Date	Site/Opponent	Result	Att.
Dec. 13, 2021	Los Angeles Rams	L, 30-23	63,999
Oct. 19, 2020	at Dallas	W, 38-10	25,174
Sept. 25, 2017	Dallas	L, 28-17	65,102
Oct. 17, 2016	New York Jets	W, 28-3	64,709
Oct. 26, 2015	Baltimore	W, 26-18	64,722
Sept. 8, 2014	San Diego	W, 18-17	61,292
Oct. 29, 2012	San Francisco	L, 24–3	62,810
Nov. 29, 2010	San Francisco	L, 27–6	63,208
Dec. 14, 2009	at San Francisco	L, 24–9	69,732
Nov. 10, 2008	San Francisco	W, 29–24	64,519
Sept. 10, 2007	at San Francisco	L, 20–17	68,111
Oct. 16, 2006	Chicago	L, 24–23	63,977
Sept. 27, 1999	San Francisco	L, 24–10	70,993
Dec. 25, 1995	Dallas	L, 37–13	72,394
Sept. 12, 1988	Dallas	L, 17–14	67,139
Sept. 29, 1986	Dallas	L, 31–7	49,077
Nov. 4, 1985	Dallas	W, 21–10	49,337
Oct. 7, 1985	at Washington	L, 27–10	53,134
Oct. 24, 1983	New York Giants	T, 20–20	45,530
Nov. 14, 1977	at Dallas	W, 24–17	63,038
Oct. 31, 1977	New York Giants	W, 28–0	50,323
Oct. 25, 1976	at Washington	L, 20–10	48,325
Oct. 13, 1975	at Washington	L, 27–17	54,693
Nov. 11, 1974	Minnesota	L, 28–24	50,183
Nov. 27, 1972	at Miami	L, 31–10	80,010
Nov. 15, 1971	at San Diego	L, 20–17	46,486
Sept. 27, 1971	New York Jets	W, 17–10	50,358
Nov. 16, 1970	at Dallas	W, 38–0	69,232

Overall: 10–17–1 (Home: 7–10–1; Away: 3–7)

SUNDAY-THURSDAY NIGHT FOOTBALL

Date	Site/Opponent	Result	Att.
*Oct. 28, 2021	Green Bay	L, 24-21	63,696
*Nov. 19, 2020	at Seattle	L, 28-21	0
Oct. 25, 2020	Seattle	W, 37-34 (OT)	1,200
*Oct. 31, 2019	San Francisco	L, 28-25	60,986
*Oct. 18, 2018	Denver	L, 45-10	62,359
*Nov. 9, 2017	Seattle	L, 22-16	64,639
Oct. 23, 2016	Seattle	T, 6-6	65,089
*Oct. 6, 2016	at San Francisco	W, 33-21	70,178
Sept. 11, 2016	New England	L, 23-21	64,864
&Dec. 20, 2015	at Philadelphia	W, 40-17	69,596
*Dec. 10, 2015	Minnesota	W, 23-20	64,784
&Nov. 22, 2015	Cincinnati	W, 34–31	64,745
Nov. 15, 2015	at Seattle	W, 39–32	69,005
Dec. 21, 2014	Seattle	L, 35-6	63,806
*Dec. 11, 2014	at St. Louis	W, 12-6	55,880
*Oct. 17, 2013	Seattle	L, 34–22	61,200
*Oct. 4, 2012	at St. Louis	L, 17–3	54,653
&Dec. 6, 2009	Minnesota	W, 30–17	64,121
Oct. 25, 2009	at New York Giants	W, 24–17	78,299
Sept. 27, 2009	Indianapolis	L, 31–10	62,692
*Nov. 27, 2008	at Philadelphia	L, 48-20	69,144
**Oct. 2, 2005	San Francisco	W, 31–14	+103,467
Dec. 15, 2002	at St. Louis	L, 30–28	65,939
Sept. 23, 2001	Denver	L, 38–17	47,239
Nov. 26, 2000	New York Giants	L, 31–7	38,909
Sept. 10, 2000	Dallas	W, 32–31	58,303
Dec. 19, 1999	Buffalo	L, 31–21	59,509
Oct. 17, 1999	Washington	L, 24–10	51,789
Sept. 20, 1998	Philadelphia	W, 17–3	36,717
Sept. 7, 1997	Dallas	W, 25–22 (OT)	70,060
Sept. 8, 1996	Miami	L, 38–10	55,444
*Nov. 30, 1995	New York Giants	L, 10–6	44,246
Sept. 10, 1995	Philadelphia	L, 31–19	45,004
Oct. 30, 1994	Pittsburgh	W, 20–17 (OT)	65,690
Sept. 11, 1994	New York Giants	L, 20–17	60,066
Sept. 19, 1993	Dallas	L, 17–10	73,025
Sept. 13, 1992	Philadelphia	L, 31–14	42,533
Sept. 22, 1991	Dallas	L, 17–9	68,814
Sept. 30, 1990	Washington	L, 38–10	49,303

Overall: 14-24-1 (Home: 9-20-1; Away: 5-4)
*denotes Thursday night game, all others are Sunday night games ** denotes Mexico City
+ denotes NFL attendance record & denotes flexed into Sunday night game

The Cardinals and 49ers made history by playing the NFL's first regular-season game outside the United States. The two teams played at Estadio Azteca in Mexico City in front of 103,467 fans on 10/2/05.

THANKSGIVING GAMES

Date	Site/Opponent	Result	Att.
Nov. 27, 2008	at Philadelphia Eagles	L, 48-20	69,144
Nov. 28, 1985	at Dallas Cowboys	L, 35-17	54,125
Nov. 24, 1983	at Dallas Cowboys	L, 35-17	60,764
Nov. 24, 1977	Miami Dolphins	L, 55-14	50,269
Nov. 25, 1976	at Dallas Cowboys	L, 19-14	62,498
Nov. 27, 1975	Buffalo Bills	L, 32-14	41,899
Nov. 23, 1967	at Dallas Cowboys	L, 46-21	68,787
Nov. 23, 1950	Pittsburgh Steelers	L, 28-17	11,622
Nov. 25, 1948	at Detroit Lions	W, 28-14	22,957
Nov. 28, 1935	Green Bay Packers	W, 9-7	7,500
Nov. 29, 1934	Green Bay Packers	W, 6-0	3,500
Nov. 30, 1933	Chicago Bears	L, 22-6	8,000
Nov. 24, 1932	at Chicago Bears	L, 34-0	6,800
Nov. 26, 1931	at Chicago Bears	L, 18-7	14,000
Nov. 27, 1930	at Chicago Bears	L, 6-0	8,175
Nov. 28, 1929	at Chicago Bears	W, 40-6	7,000
Nov. 29, 1928	at Chicago Bears	L, 34-0	10,000
Nov. 24, 1927	at Chicago Bears	W, 3-0	6,000
Nov. 25, 1926	at Chicago Bears	T, 0-0	8,000
Nov. 26, 1925	at Chicago Bears	T, 0-0	39,000
Nov. 27, 1924	Chicago Bears	L, 21-0	13,000
Nov. 29, 1923	at Chicago Bears	L, 3-0	13,500
Nov. 30, 1922	Chicago Bears	W, 6-0	14,000

Overall: 6-15-2

HOTTEST/COLDEST (1960-2021)

HOTTEST GAMES

Kickoff Temperature	Opponent, Site	Date	Result
104°	Atlanta, Sun Devil Stadium	Sept. 30, 2001	L, 34–14
103°	Denver, Sun Devil Stadium	Sept. 23, 2001	L, 38–17
102°	Green Bay, Sun Devil Stadium	Sept. 21, 2003	W, 20–13
101°	Dallas, Sun Devil Stadium	Sept. 7, 1997	W, 25–22
101°	Miami, Sun Devil Stadium	Sept. 8, 1996	L, 38–10
100°	San Diego, Sun Devil Stadium	Sept. 22, 2002	L, 23–15
100°	Dallas, Sun Devil Stadium	Sept. 10, 2000	W, 32–31
100°	Philadelphia, Sun Devil Stadium	Sept. 13, 1992	L, 31–14
99°	Philadelphia, Sun Devil Stadium	Sept. 10, 1995	L, 31–19
99°	Dallas, Texas Stadium	Sept. 20, 1992	L, 31–20
98°	Seattle, Sun Devil Stadium	Sept. 14, 2003	L, 38–0
98°	Philadelphia, Sun Devil Stadium	Sept. 20, 1998	W, 17–3
98°	N.Y. Giants, Sun Devil Stadium	Sept. 11, 1994	L, 20–17
98°	Dallas, Sun Devil Stadium	Sept. 12, 1988	L, 17–14
98°	Dallas, Texas Stadium	Sept. 13, 1981	L, 30–17

COLDEST GAMES

Kickoff Temperature	Opponent, Site	Date	Result
10°	Philadelphia, Busch Stadium	Dec. 18, 1983	W, 31–7
14°	Washington, Busch Stadium	Dec. 10, 1977	L, 26–20
15°	Philadelphia, Veterans Stadium	Dec. 24, 1989	L, 14–31
15°	L.A. Rams, Busch Stadium	Dec. 10, 1972	W, 24–14
16°	Dallas, Busch Stadium	Dec. 15, 1963	L, 28–24
17°	Cleveland, Busch Stadium	Dec. 14, 1968	W, 27–16
*20°	At Green Bay, Lambeau Field	Jan. 8, 1983	L, 41–16
20°	At Chicago, Soldier Field	Dec. 16, 1979	L, 42–6
21°	Washington, Busch Stadium	Dec. 21, 1980	L, 31–7
22°	Washington, Busch Stadium	Dec. 12, 1982	L, 12–7
22°	Dallas, Busch Stadium	Dec. 16, 1973	L, 30–3
24°	Washington, Busch Stadium	Dec. 21, 1985	L, 27–16

*Postseason

HEAD COACHES

Years	Coach	Regular & Postseason Record
1920	Marshall Smith	3–2–1
1921–22	John "Paddy" Driscoll	11–6–2
1923–24	Arnie Horween	13–8–1
1925–26	Norm Barry	16–8–2
1927	Guy Chamberlin	3–7–1
1928	Fred Gillies	1–5–0
1929	Dewey Scanlon	6-6-1
1930	Ernie Nevers	5-6-2
1931	LeRoy Andrews*	0–1–0
1931	Ernie Nevers	5–3–0
1932	Jack Chevigny	2–6–2
1933–34	Paul Schissler	6–15–1
1935–38	Milan Creighton	16–26–4
1939	Ernie Nevers	1–10–0
1940–42	Jimmy Conzelman	8–22–3
1943–45	Phil Handler**	1–29–0
1946–48	Jimmy Conzelman	27–10–0
1949	Phil Handler	2-4-0
	Buddy Parker***	
1949	Buddy Parker	4-1-1
1950–51	Earl "Curly" Lambeau	8–16–0
1952	Joe Kuharich	4–8–0
1953–54	Joe Stydahar	3–20–1
1955–57	Ray Richards	14–21–1
1958–61	Frank "Pop" Ivy****	15–31–2
1961	Chuck Drulis	2-0-0
	Ray Prochaska	
	Ray Willsey+	
1962–65	Wally Lemm	27–26–3
1966–70	Charley Winner	35–30–5
1971–72	Bob Hollway	8–18–2
1973–77	Don Coryell	42–29–1
1978–79	Bud Wilkinson++	9–20–0
1979	Larry Wilson	2–1–0
1980–85	Jim Hanifan	39–50–1
1986–89	Gene Stallings+++	23–34–1
1989	Hank Kuhlmann	0–5
1990–93	Joe Bugel	20–44
1994–95	Buddy Ryan	12–20
1996–2000	Vince Tobin^	29–44
2000–03	Dave McGinnis^^	17–40
2004–06	Dennis Green	16–32
2007–12	Ken Whisenhunt	49–53
2013–17	Bruce Arians	50-32-1
2018	Steve Wilks	3-13
2019-	Kliff Kingsbury	24-25-1

* Resigned after one game in 1931
** Co-coach with Walt Kiesling of 1944 Card–Pitt. team
*** Co-head coaches for first six games in 1949
**** Resigned after 12 games in 1961
\+ Co-head coaches for final two games in 1961
++ Released after 13 games in 1979
+++ Released after 11 games in 1989
^ Released after seven games in 2000
^^ Interim head coach for eight games in 2000; named permanent head coach prior to season finale

Kliff Kingsbury was named head coach of the Arizona Cardinals on January 8, 2019.

ASSISTANT COACHES (1936-2020)

A

Achuff, Chris	Defensive Line	2019
	Assistant Defensive Line	2018
Aiken Ron	Defensive Line	2007–12
Allen, Terry	Bill Bidwill Fellowship/RBs	2017–18
Alosi, Pete	Asst. Strength & Conditioning	2010–14
Atkins, Bill	Defensive Secondary	1980–81
Atkins, Dave	Offensive Coordinator	1994–95
Austin, Bill	Offensive Line/Running Game	1972
Austin, Teryl	Defensive Backs	2007–09

B

Banker, Chuck	Offensive Backfield	1985
	Special Teams/Defensive Assistant	1983–84
	Special Teams	1980–82
Badovinac, Peter	Assistant Wide Receivers	2019
Bell, Kenny	Chief of Staff/Offensive Assistant	2022-
Bennett, Leeman	Offensive Backs	1970–71
Bercovici, Mike	Offensive Assistant	2022-
Bettcher, James	Defensive Coordinator	2015–17
	Outside Linebackers	2013–14
Bettis, Tom	Defensive Coordinator	1978–84
Blevins, Anthony	Coaching Assistant/Special Teams	2013–17
Blue, Ken	Linebackers	1970
Booker, Ronald	Defensive Assistant	2021-
Bowles, Todd	Defensive Coordinator	2013–14
Braden, Marv	Special Teams	1986–89
Bresnahan, Tom	Offensive Line	1986–88
Brooks, Dan	Special Assignments	1977
Brooks, Larry	Defensive Line	2006
Brown, Don	Flexibility and Strength	1979–84
Brown, Ray	Offensive Line	2018
Buckner, Brentson	Defensive Line	2013–17; 2020-21
Bullen, Charlie	Outside Linebackers	2020-
	Assistant Linebackers	2019
Burke, Matt	Defensive Line	2022-
Bush, Frank	Asst. Head Coach/Linebackers	2004–06

C

Caldwell, Mike	Linebackers	2013–14
Capretta, Ryan	Asst. Strength and Conditioning	2003–2005
Carpenter, Lew	Offensive Coordinator/Receivers	1971–72
Carthon, Maurice	Running Backs	2007–08
Caruthers, LeBaron	Strength and Conditioning	1986–89
Cavanaugh, Matt	Quarterbacks	1995
Champion, Jim	Defensive Line	1966, 1974–75
Chiurco, Mike	Defensive Asst./Asst. DBs	2015–17
Christophel, Rick	Tight Ends	2013–17
Chryst, Geep	Quarterbacks	1998, 2001–03
	Tight Ends/Quality Control	1996–97
Cioffi, Louie	Defensive Backs	2011–12
Clark, Sam	Intern	1991–92
Clements, Tom	Pass Game Coordinator/QBs	2019-20
Cochran, Red	Offensive Backs	1968–69
Cottrell, Ted	Linebackers	1994
	Defensive Line	1990–93
Courtright, Rick	Defensive Quality Control/Asst. Secondary	2004–10
Curzi, Jim	Strength	1976

D

Daddio, Bill	Assistant Coach	1952
Davis, Bill	Linebackers	2019-
	Linebackers/Defensive Coordinator	2007–10
Devlin, Mike	Asst. Off. Line/Off. Quality Control	2000–03
Dewell, Billy	Ends	1950
Diaz-Infante, David	Offensive Assistant	2013-14
Douglas, Otis	Line	1955
Dowhower, Rod	Offensive Coordinator	1983–84
	Quarterbacks and Receivers	1973
Drake, Darryl	Wide Receivers	2013–17
Dray, Jim	Offensive Quality Control	2020-21
Drulis, Chuck	Defensive Coordinator/Linebackers	1972
	Defensive Backs	1971
	Defensive Coach	1962–70
	Assistant Coach	1958–61
	Defensive Line	1956–57

E

Elliott, Pete	Offensive Backfield	1978
Escalante, Alonso	Offensive Quality Control	2018
Evans, Dick	Assistant Coach	1952
Everest, Al	Special Teams	1996–99

F

Fassel, Jim	Offensive Coordinator	1996
Feldman, Rudy	Linebackers	1982–85
Feldman, Rudy	Defensive Line	1978–81
FitzGerald, Jeff	Linebackers	2001–03
	Quality Control	2000
Fitzsimmons, Devin	Assistant Special Teams	2021-
Foote, Larry	Linebackers	2018
	Inside Linebackers	2015–17
Ford, Robert	Wide Receivers	2004
Forzano, Rick	Offensive Backs/Game Scouting	1966–67

G

Galbraith, Marty	Tight Ends	2003
Gallagher, Dick	Ends	1953
Garrett, John	Quarterbacks	1999–2000
Garver, Kevin	Wide Receivers	2018
	Offensive Asst./Asst. WRs	2013–17
Gibbs, Joe	Offensive Backs	1973–77
Gilmer, Harry	Quarterbacks	1967–69, 81–82
	Quarterbacks and Receivers	1975–80
Glick, Fred	Defensive Secondary	1978–79
Godette, Cary	Defensive Line Assistant	2003
Goldberg, Marshall	Assistant Coach/Chief Scout	1949
Goodwin, Harold	Offensive Coordinator	2013–17
Greene, Joe	Defensive Line	1996–2003
Grimm, Chad	Offensive Quality Control	2009–12
Grimm, Russ	Asst. Head Coach/Offensive Line/ Run Game Coordinator	2007–12
Grosso, Rob	Defensive Quality Control	2019-

H

Haley, Todd	Offensive Coordinator	2007–08
Hall, Sid	Linebackers	1974–75
	Defensive Line	1973
Hammond, Bobby	Running Backs	1990–91
Handler, Phil	Line	1946–48, 50–51
	Assistant Coach	1936–42
Hanifan, Jim	Offensive Line	1973–78
Harbison, Charlie	Assisant Defensive Backs	2018
Hargrave, Carl	Offensive Consultant	2004
	Tight Ends	2005–06
Heiden, Steve	Tight Ends	2019-
	Assistant Offensive Line	2018
	Asst. Special Teams/Asst. Tight Ends	2013–17
Henderson, Donnie	Defensive Backs	2010
Henke, Ed	Player-Coach (Defensive Line)	1963
Hoener, Pete	Offensive Line	2003
	Tight Ends	2001–02
	Tight Ends	1985–86
Hogan, Jordan	Bill Bidwill Fellowship/QBs	2020-21
Holcomb, Al	Defensive Coordinator	2018
Horton, Ray	Defensive Coordinator	2011–12

I

Isbell, Cecil . . . . . Backfield 1950–51

J

Jackson, Bobby . . . . Running Backs. 1992–93
Jamieson, Dick . . . . . Offensive Coordinator 1985, 1997
Offensive Backfield. 1980–84
Jefferson, Shawn . . . Associate Head Coach/Wide Receivers
2022-
Wide Receivers. 2021
Johnson, Don. . . . . Sr. Asst./Defensive Line 2018
Johnson, Jim . . . . . Defensive Backs. 1990–93
Defensive Line. 1986–89
Jones, Amos. . . . . Special Teams Coordinator. 2013–17
Jones, Ronnie . . . . . Defensive Coordinator. 1994–95
Jorge, Ernie . . . . . Line 1953–54
Joseph, Vance . . . . . Defensive Coordinator. 2019-

K

Keane, Tom . . . . . Assistant Coach 1957
Kellison, John . . . . . Assistant Coach/Talent Scout. 1955–56
Khayat, Bill . . . . . Offensive Quality Control. 2004–06
Kingdom, Roger . . . . Asst. Strength and Conditioning. 2014–17
Kirkland, Levon . . . . Bill Bidwill Fellowship/OLBs. 2015–16
Kitchens, Freddie . . . TEs/QBs/RBs 2007–17
Kruczek, Mike. . . . . Quarterbacks 2004–06
Kugler, Sean. . . . . Run Game Coordinator/Offensive Line 2021-
Offensive Line 2019-20
Kuhlmann, Hank . . . . Special Teams 2000–03
Tight Ends 1998–99
Running Backs. 1986–89
Kwan, Stan . . . . . Sp. Teams Asst./Def. Quality Control. . . 2001–03

L

Lanham, Paul. . . . . Special Teams 1972
Lawrence, Daryl . . . . Asst. Strength and Conditioning. 2004–06
Lawrence, Don . . . . . Tight Ends 2000
Leach, Bob . . . . . Defensive Line. 1971–72
Leftwich, Byron . . . . QBs/Offensive Coordinator. 2018
Quarterbacks 2017
Lemm, Wally . . . . . Assistant Coach 1956, 1959
Lindsay, Everett . . . . Offensive Line 2004–05
Loney, Steve . . . . . Offensive Assistant/Offensive Line . . 1993, 2006
Lott, John . . . . . Strength & Conditioning 2007–13
Lovat, Tom. . . . . Offensive Line 1980–84, 1990–91

M

Marmie, Larry . . . . . Defensive Coordinator. 2001–03
Defensive Backs. 1996–2000
Martinez, George. . . . Running Backs. 1995
Quality Control 1994
Matsko, John . . . . . Offensive Line 1992–93
Mauck, Carl . . . . . Offensive Line 1996–97
McCoy, Mike . . . . . Offensive Coordinator 2018
McCray, Randall . . . . Assistant Special Teams. 2018-19
McDaniel, LeCharls . . Wide Receivers. 1993
McGinnis, Dave. . . . . Defensive Coordinator. 1996–2000
McKinney, Rusty . . . . Defensive Assistant 2019-
McLaughlin, Leon . . . Special Assistant/Quality Control 1986–89
Special Assistant to the Head Coach . . . 1980–85
Special Assistant 1979
McMillan, Ernie. . . . . Offensive Line 1985
McNulty, John . . . . . Quarterbacks/Wide Receivers 2009–12
Merritt, Sr., Dave . . . Defensive Backs. 2018
Michael, Jason . . . . . Tight Ends 2018
Miller, Chris . . . . . Quarterbacks 2009–11
Miller, Mike . . . . . Wide Receivers/Passing Game Coordinator/. . 2007–12
Offensive Coordinator
Miller, Red . . . . . Offensive Line 1966–70
Milus, Ron . . . . . Defensive Backs. 2003
Mitchell, Stump . . . . Running Backs. 2013–16
Modkins, Curtis. . . . . Running Backs. 2009
Moore, Mal. . . . . Wide Receivers. 1986–89
Moore, Tom . . . . . Assistant Head Coach/Offense 2013–17
Morris, Buddy. . . . . Strength & Conditioning 2014-
Morriss, Guy. . . . . Offensive Line Assistant 1994
Muha, Joe . . . . . Backfield 1954
Murphy, Mike . . . . . Inside Linebackers/Quality Control 1991–93
Defensive Assistant/Quality Control 1990

N

Natkin, Brian . . . . . Assistant Offensive Line 2019-
Naylor, Mark. . . . . Assistant Strength & Conditioning 2020-
Neal, Dan . . . . . Offensive Line 1994–95
Nixon, Mike . . . . . Assistant Coach 1952
Nowaskey, Bob . . . . . Ends. 1954–57, 1956

O

O'Dea, Kevin. . . . . Special Teams 2004–05
Olson, Rich . . . . . Offensive Coordinator 2001–02

P

Parker, Buddy . . . . . Special Assistant 1978
Assistant Coach 1943, 1945–48
Pascale, Joe . . . . . Linebackers. 1986–89
Outside Linebackers 1991–93
Defensive Coordinator. 1990
Pendergast, Clancy . . Defensive Coordinator. 2004–08
Peters, Floyd . . . . . Assistant Head Coach/Defense 1982–85
Pires, Glenn . . . . . Linebackers. 1996–2000
Piroli, Anthony. . . . . Asst. Strength & Conditioning 2016–17
Plasman, Dick. . . . . Assistant Coach 1947–49
Plumb, Ted. . . . . Receivers/Tight Ends 1994–95
Tight Ends 1993
Wide Receivers. 1990–92
Pollard, Deek . . . . . Defensive Line. 2004–05
Polsfoot, Fran. . . . . Wide Receivers. 1962–67
Pratt, Tom . . . . . Pass Rush Specialist 2013–17
Prochaska, Ray . . . . . Offensive Line 1962–65
Assistant Coach 1958–61
Putnam, Duane. . . . . Offensive Line 1979–80

R

Raich, Matt . . . . . Defensive Assistant/Linebackers. 2007–12
Raih, David . . . . . Wide Receivers. 2019-20
Ramsey, Buster. . . . . Player-Coach (Defense) 1951
Ramsey, Kevin . . . . . Defensive Backs. 2001–02
Rapone, Nick . . . . . Defensive Backs. 2013–17
Rapp, Vic. . . . . Wide Receivers. 1996–2000
Reich, Frank. . . . . Wide Receivers. 2012
Renfro, Mel . . . . . Defensive Backs. 1986–87
Rhome, Jerry . . . . . Offensive Coordinator 1990–93
Richards, Ray . . . . . Assistant Coach 1954
Roberts, Al. . . . . Special Teams 1994–95
Robertson, Marcus. . . Defensive Backs. 2019-
Robinson, Tommie. . . Running Backs. 2010–12
Rodgers, Jeff . . . . . Special Teams Coordinator/Asst. Head Coach . 2019-
Special Teams Coordinator 2018
Rodriguez, Pete . . . . Special Teams 1990–93
Rogucki, Bob . . . . . Strength and Conditioning. 1990–2003
Roland, Johnny . . . . Running Backs. 1997–2003
Ross, Kevin . . . . . Cornerbacks. 2013–17
Rothenbuhler . . . . . Offensive Quality Control. 2018
Rowen, Keith . . . . . Offensive Coordinator 2005–06
Rutledge, Jeff. . . . . Quarterbacks 2007–08
Ryan, Rex . . . . . Linebackers 1995
Defensive Line. 1994
Ryan, Rob . . . . . Defensive Backs. 1994–95

S

Sanders, Bob . . . . . Linebackers 2015–17
Saxon, James . . . . . Running Backs. 2019-
Schlinkman, Walt . . . Defensive Backs. 1964
Assistant Coach 1959
Senger, Conner . . . . . Bill Bidwill Fellowship/Quarterbacks 2022-
Sevier, Wayne. . . . . Special Assignments 1974–75
Shipp, Ken. . . . . Receivers/Game Scouting 1968–70
Shofner, Jim. . . . . Offensive Coordinator 1986–89
Shroyer, Don . . . . . Linebackers 1966–69
Defensive Backs. 1963
Offensive Backs 1962
Shumpert, Don . . . . . Offensive Assistant. 2020-
Bill Bidwill Fellowship/RBs 2019
Shurmur, Fritz. . . . . Defensive Coordinator. 1991–93
Simpson, Jackie . . . . Defensive Backs. 1973
Skipper, Jim. . . . . Running Backs. 1996
Slowik, Ryan . . . . . Outside Linebackers/Def. Quality Control . . . . . .
Defensive Asst./Asst. Defensive Backs. . 2009–14
Smith, Jerry. . . . . Special Teams 1985
Solari, Mike . . . . . Offensive Line 1989
Solomon, Richard . . . Defensive Backs. 2004–06
Spencer, Joe . . . . . Offensive Line 1971
Spencer, Kevin . . . . . Special Teams 2007–12
Stahley, Skip . . . . . Backfield 1963
Stanley, Jim. . . . . Defensive Line. 1995
Stephens, Vernon . . . Assisant Strength and Conditioning 2018-19
Stuber, Abe . . . . . Assistant/Talent Scout 1965–67
Assistant Coach 1958
Sullivan, Jerry . . . . . Offensive Assistant. 2019-21
Offensive Coordinator 2003
Wide Receivers. 2001–02
Sweeney, Jim . . . . . Offensive Backfield. 1979
Swinton II, Derius . . Assistant Special Teams. 2020

T

Thurman, Dennis. . . . Defensive Backs. 1988–89
Thompson, Jerry. . . . Special Teams 1978–79
Thompson, Tommy . . Backfield 1955
Thomas, Emmitt . . . . Receivers 1981–85
Thornton, Bill. . . . . Running Backs. 1972
Tolbert, Tyke . . . . . Wide Receivers. 2003
Townsend, Deshea. . . Asst. Defensive Backs 2011–12
Trestman, Marc. . . . . Offensive Coordinator 1998–2000
Trippi, Charley . . . . . Offensive Backs 1963–65
Assistant Coach 1956–57
Turner, Cameron . . . . Co-Pass Game Coordinator/Quarterbacks . . 2022-
Quarterbacks 2021
Offensive Asst./Asst. Quarterbacks 2018-20

V

Van Zandt, Lance . . . Defensive Backfield 1985
Versaci, Tony . . . . . Special Teams/Special Assignments. 1971
Voris, Dick . . . . . Defensive Coordinator/Linebackers 1971
Defensive Line. 1968–70

W

Walsh, Charles . . . . . Assistant Coach 1940–41
Ward, Dedric. . . . . Offensive Quality Control. 2007–08
Warhop, George . . . . Offensive Line 1998–02
Weber, Chuck . . . . . Defensive Backs. 1976–77
Wetzel, Steve . . . . . Strength and Conditioning. 2004–06
Whipple, Spencer . . . Co-Pass Game Coordinator 2022-
Assistant Wide Receivers 2020-21
Offensive Quality Control. 2019
Williams, Greg . . . . . Cornerbacks. 2019-
Willsey, Ray . . . . . Defensive Coordinator. 1973–77
Assistant Coach 1960–61
Wilson, Kirby . . . . . Running Backs. . . . . 2004–06, '18
Wilson, Larry . . . . . Player-Coach (Defensive Backs) 1972
Wilson, Mike . . . . . Tight Ends 2004
Wide Receivers. 2005–06
Wood, Alex . . . . . Offensive Coordinator 2004
Wylie, Bob . . . . . Offensive Line 2004

Z

Zapalac, Willie . . . . . Defensive Line. 1976–77
Zauner, Gary. . . . . Special Teams 2006
Zierlein, Larry. . . . . Assistant Offensive Line 2013–17

CARDINALS RING OF HONOR

ERNIE NEVERS

Pro Football Hall of Fame Class of 1963
Fullback 6-0, 204 (Stanford)
1926-27 Duluth Eskimos, 1929-31 Chicago Cardinals

Ernest Alonzo Nevers … Stanford all-America, 1925 Rose Bowl hero … Lured from pro baseball career by Eskimos … Truly a do-everything iron man, playing 1,714 of 1,740 minutes in 29-game 1926 season … Missed 1928 with injuries, returned with Cardinals, 1929 … Scored NFL-record 40 points (six touchdowns, four conversions) in one game against Bears on Thanksgiving Day, 1929 … All-league all five NFL seasons … Player-coach one year in Duluth, two in Chicago … Born June 11, 1903 in Willow River, Minnesota … Died May 3, 1976, at age of 72 … Inducted into ROH in 2006.

JIMMY CONZELMAN

Pro Football Hall of Fame Class of 1964
Quarterback 6-0, 175 Coach-Owner (Washington University-St. Louis)
1920 Decatur Staleys, 1921-22 Rock Island Independents, 1922-24 Milwaukee Badgers, 1925-26 Detroit Panthers, 1927-30 Providence Steam Roller, 1940-42, 1946-48 Chicago Cardinals

James Gleason Conzelman … Multi-talented, athlete, editor, executive, songwriter, orator … Began NFL career with Staleys, 1920 … Player-coach of four NFL teams in the 1920s, including 1928 champion Providence … Player-coach-owner of Detroit, 1925-26 … Knee injury ended 10-year playing career, 1929 … Coached Cardinals to 1947 NFL Championship, 1948 Western Division crown … Born March 6, 1898 in St. Louis, Missouri … Died July 31, 1970, at age of 72 … Inducted into ROH in 2006.

JOHN (PADDY) DRISCOLL

Pro Football Hall of Fame Class of 1965
Quarterback 5-11, 160 (Northwestern)
1919 Hammond Pros (pre-NFL), 1920-25 Chicago Cardinals, 1926-29 Chicago Bears

John Leo Driscoll … Triple-threat on attack, flawless on defense … Led Cardinals to 1925 NFL Championship … Dropkicked record four field goals in one game, 1925 … Dropkicked 50-yard field goal, 1924 … Scored 27 points in one game, 1923 … 23 precision punts stymied Red Grange's NFL debut, 1925 … Traded by Cardinals to Bears, 1926, to thwart signing with rival AFL … Sparked Bears for four years … All-NFL six times … Born January 11, 1896, in Evanston, Illinois … Died June 29, 1968, at age 72 … Inducted into ROH in 2006.

CHARLES W. BIDWILL, SR.

Pro Football Hall of Fame Class of 1967
Owner-Administrator (Loyola-Chicago)
1933-1947 Chicago Cardinals

Charles W. Bidwill, Sr. … Purchased Cardinals' franchise, 1933 … Staunch faith in professional football stood as guiding light during dark depression years … Dealt rival All-America Football Conference most stunning blow with $100,000 signing of two-time Georgia all-America halfback Charley Trippi, 1947 … Built famous "Dream Backfield" but died before it could bring him a Cardinals' championship … Financial help saved Bears' ownership for George Halas, 1932 … Born September 16, 1895, in Chicago, Illinois … Died April 19, 1947, at age of 51 … Inducted into ROH in 2006.

CHARLEY TRIPPI

Pro Football Hall of Fame Class of 1968
Halfback, Quarterback 6-0, 186 (Georgia)
1947-1955 Chicago Cardinals

Charles Louis Trippi … Cards' No. 1 future draft pick, 1945 … Georgia all-America, 1946 … Played in four Chicago All-Star games as collegian … $100,000 signee during AAFC-NFL war, 1947 … Final link in Cards' famed "Dream Backfield" … Scored two touchdowns in 1947 NFL Championship Game as Cardinals defeated Philadelphia 28-21 … All-NFL, 1948 … Extremely versatile—played halfback five years, quarterback two years, defense two years … Gained nearly 10,000 yards and accounted for 53 touchdowns during Cardinal career … Born December 14, 1922 in Pittston, Pennsylvania … Inducted into ROH in 2006.

OLLIE MATSON

Pro Football Hall of Fame Class of 1972
Halfback 6-2, 220 (San Francisco)
1952, 1954-58 Chicago Cardinals, 1959-62 Los Angeles Rams, 1963 Detroit Lions, 1964-66 Philadelphia Eagles

Ollie Genoa Matson … San Francisco all-America … U.S. Olympic medalist in track, 1952 … No. 1 draft pick, 1952 … All-NFL 1954-57 … In six seasons with Cards, did not miss a game … Rushed for 3,331 yards and 24 touchdowns, caught 130 passes for 2,150 yards and 24 touchdowns … Added nine touchdowns on kick returns … Traded to Rams for nine players, 1959 … Career ledger: 12,844 combined yards, 5,173 yards rushing, 222 receptions, 438 points … Elected to six Pro Bowls … MVP in 1956 Pro Bowl … Born May 1, 1930 in Trinity, Texas … Inducted into ROH in 2006.

DICK (NIGHT TRAIN) LANE

Pro Football Hall of Fame Class of 1974
Cornerback 6-1, 194 (Scottsbluff – NE Junior College)
1952-53 Los Angeles Rams, 1954-59 Chicago Cardinals, 1960-65 Detroit Lions

Richard Lane … Joined Rams as free agent after four years in Army … Set NFL interceptions record (14) as rookie, 1952 … All-NFL six years … Named to seven Pro Bowls … Selected all-time NFL cornerback, 1969 … Career interception record: 68 for 1,207 yards, five touchdowns … Averaged more than 20 yards on 30 interception returns for Cardinals, 1960-65 … Gambler on field, spectacular playmaker … Deadly open-field tackler … Very fast, agile, aggressive … Born April 16, 1928 in Austin, Texas … Died January 29, 2002, at age of 73 … Inducted into ROH in 2006.

MARSHALL GOLDBERG

Halfback, Defensive Back 5-11, 190 (Pittsburgh)
1939-1948 Chicago Cardinals

Marshall "Biggie" Goldberg … Two-time all-America at Pittsburgh … All-around performer starred as ball carrier, defensive back, and return specialist … Played with Cardinals 1939-43, 1946-48 … Earned second-team All-Pro notice in 1941 when, at midseason, led the league in rushing, punt and kickoff returns, and interceptions … Key member of Cards' 1947 NFL Championship team … Original member of Cards' "Dream Backfield" of Paul Chrisman, Pat Harder, Charley Trippi, Elmer Angsman, and Goldberg … Born October 25, 1917 in Elkins, West Virginia … Died April 3, 2006, at age of 88 … Inducted into ROH in 2006.

DAN DIERDORF

Pro Football Hall of Fame Class of 1996
Tackle 6-3, 275 (Michigan)
1971-1983 St. Louis Cardinals

Daniel Lee Dierdorf … No. 2 draft pick, 1971 … Michigan all-America … Possessed size, speed, quickness, discipline, intelligence, consistency … Equally effective as pass protector, run blocker … Right tackle, anchored offensive line which led the NFL three years, NFC five years in fewest quarterback sacks allowed … All-Pro five times, played in six Pro Bowls … Named best blocker three years by NFL Players Association … Born June 19, 1949 in Canton, Ohio … Inducted into ROH in 2006.



PAT TILLMAN

Safety 5-11, 202 (Arizona State)
1998-2001 Arizona Cardinals

Patrick Daniel Tillman … Seventh round selection (226th overall) in 1998 NFL Draft out of Arizona State … Former college linebacker converted to safety … Was a fierce competitor who defied odds to become a three-year starting safety that set a franchise single-season record with 224 tackles in 2000 … Finished four-year career with 478 tackles (247 solos) … Tillman turned down a three-year contract and left the Cardinals prior to the 2002 season to enlist in the U.S. Army and become a member of the elite Army Ranger unit … He was killed in action on April 22, 2004 in Afghanistan … His jersey #40 became the fifth retired number in team history … Born November 6, 1976 in Fremont, California … Inducted into ROH in 2006.



LARRY WILSON

Pro Football Hall of Fame Class of 1978
Free Safety 6-0, 190 (Utah)
1960-1972 St. Louis Cardinals

Lawrence Frank Wilson … Two-way star at Utah, No. 7 draft pick, 1960 … Cat-like defender, exceptional team leader … Became NFL's top free safety, made "safety blitz" famous … All-NFL six times, played in eight Pro Bowls … Interceptions in seven straight games, led NFL with 10 thefts, 1966 … In 1965 vs. Pittsburgh, with casts on two broken hands, intercepted a pass to set up go-ahead touchdown in 21-17 victory … 52 career interceptions, 800 return yards, five touchdowns … Career as Cardinal stretched from 1960 rookie season through retirement as team vice president in 2003 … Born May 24, 1938, in Rigby, Idaho … Inducted into ROH in 2006.



ROGER WEHRLI

Pro Football Hall of Fame Class of 2007
Cornerback 6-0, 190 (Missouri)
1969-1982 St. Louis Cardinals

Roger Russel Wehrli … Missouri all-America and Cardinals' first-round draft choice in 1969 … Day-one starter as a rookie … Flawless technician in pass coverage … Appeared in 193 games and amassed 40 career interceptions, franchise record-tying 19 fumble recoveries … Named to NFL's All-Decade Team of the 1970s … Selected to seven Pro Bowls, named All-Pro five times … Defensive cornerstone for the exciting Cardinals teams of the mid-70s that forged a three-year record of 31-11 (10-4, 11-3, 10-4) from 1974-76 … Born November 26, 1947 in New Point, Missouri … Inducted into ROH in 2007.



AENEAS WILLIAMS

Pro Football Hall of Fame Class of 2014
Cornerback 5-11, 200 (Southern)
1991-2000 Arizona Cardinals, 2001-04 St. Louis Rams

Aeneas Demetrius Williams … Third round selection (59th overall) in the 1991 NFL Draft out of Southern University … Played in every game as a Cardinal, including 157 consecutive starts … Named to NFL team of the 1990's … Was a six-time Pro Bowler (1994-99), including the first four as a starter … Held or shared the NFC interception lead among cornerbacks three-times

(1991-4, 1994-9, 1997-4) ... Seven-time Cardinal interceptions leader or co-leader 1991, '94-97, '99-00) ... Second on Cards all-time interception list with 46 ... Holds franchise record with six career interception returns for touchdowns ... Born January 29, 1968 in New Orleans, Louisiana ... Inducted into ROH in 2008.



KURT WARNER

Pro Football Hall of Fame Class of 2017
Quarterback 6-2, 214 (Northern Iowa)
1998-03 St. Louis Rams, 2004 New York Giants, 2005-09 Arizona Cardinals

Kurtis Eugene Warner ... Author of one of the NFL's most unique success stories, went undrafted after attending college at Northern Iowa and went on to a Hall of Fame career following a three-year stint in the Arena Football League ... Played for the Cardinals from 2005-09, leading the team to back-to-back division titles in 2008 and '09 and the franchise's first-ever Super Bowl appearance (2008) ... In 2008, set franchise single-season records for pass attempts (598), completions (401), completion percentage (67.1%), passer rating (96.9, since broken) and TD passes (30, since broken) ... One of just three QBs in NFL history (Peyton Manning and Craig Morton) to take two different teams to the Super Bowl ... One of the greatest postseason performers in NFL history, Warner owns three of the top-six passing totals in Super Bowl history ... Born June 22, 1971 in Burlington, Iowa ... Inducted into ROH in 2014.



ADRIAN WILSON

Safety 6-3, 230 (North Carolina State)
2001-12 Arizona Cardinals

Adrian Lemar Wilson ... Third round selection (64th overall) in the 2001 NFL Draft out of North Carolina State University ... A five-time Pro Bowl selection and three-time All-Pro selection, played in 181 games (162 starts) with the Cardinals and finished his career with 987 tackles, 25.5 sacks, 27 INTs, 106 passes defensed, 15 forced fumbles, eight fumble recoveries and four touchdowns ... Five-time team captain and one of just six players in NFL history with at least 25 sacks and 25 INTs ... His eight sacks in 2005 remain and NFL single-season record for a defensive back ... Born October 12, 1979 in High Point, North Carolina ... Inducted into the ROH in 2015.

ROY GREEN

Wide Receiver, Defensive Back 6-0, 195 (Henderson State)
1979-87 St. Louis Cardinals, 1988-90 Phoenix Cardinals, 1991-92 Philadelphia Eagles

Roy Calvin Green ... NAIA All-American at Henderson State and the Cardinals fourth round selection (89th overall) in the 1979 NFL Draft ... Two-time Pro Bowler and two-time first-team All-Pro selection, played 168 games (127 starts) with the Cardinals while starring on offense, defense and special teams ... Finished his Cardinals career with 522 receptions for 8,496 yards and 66 touchdowns ... Returned 84 kickoffs for 1,932 yards (23.0 average) and one touchdown, had 27 punt returns for 230 yards and one touchdown and had 140 yards and one touchdown on 23 rushes ... Also played defensive back with the Cards and had four interceptions and four fumble recoveries ... Ranks second in Cardinals history in career touchdowns (69), third in all-purpose yards (10,798) and his 26 touchdowns scored between 1983-84 are the most by any player in franchise history over a two-year span ... Born June 30, 1957 in Magnolia, Arkansas ... Inducted into the ROH in 2016.

JIM HART

Quarterback 6-2, 206 (Southern Illinois)
1966-83 St. Louis Cardinals, 1984 Washington

James Warren Hart ... Played 18 of his 19 NFL seasons with the Cardinals after joining the team as an undrafted rookie free agent out of Southern Illinois in 1966 ... Selected to four consecutive Pro Bowls (1974-77) and named NFC Player of the Year in 1974 ... Established franchise records for attempts (5,069), completions (2,590), passing yards (34,639), passing touchdowns (209) and wins by a quarterback (87) ... Played 199 games for the Cardinals, more than all but two players in franchise history – Jim Bakken (234) and Larry Fitzgerald (218) ... One of six players in NFL history to have spent 18 or more seasons with one club and the only player in Cardinals history to have accomplished that feat ... Led team to back-to-back division titles (1974-75) and directed 10 game-winning drives during the 'Cardiac Cards' three consecutive 10-win seasons (1974-76) ... Born April 29, 1944 in Evanston, Illinois ... Inducted into the ROH in 2017.

CARSON PALMER

Quarterback 6-5, 235 (Southern California)
2003-10 Cinncinnati Bengals, 2011-12 Oakland Raiders, 2013-17 Arizona Cardinals

Carson Hilton Palmer ... The first overall pick in the 2003 NFL Draft by Cincinnati, spent 10 seasons with the Bengals (2003-10) and Raiders (2011-12) before spending his final five seasons (2013-17) in Arizona ... acquired by Arizona in a trade with Oakland in 2013 in which the Cardinals gave up a sixth-round pick ... Started 60 games for the Cardinals, completing 1,373-of-2,197 pass attempts (62.5%) for 16,782 yards, 105 TDs, 57 INTs and a 91.1 passer rating while posting a 38-21-1 record as a starter ... His .642 winning percentage is the best for a starting QB in Cardinals history ... Holds franchise's single-season records for passing yards (4,671), TDs (35) and passer rating (104.6), all of which he set in 2015 when he led the Cardinals to a franchise record 13 wins and an appearance in the NFC Championship Game ... Born December 27, 1979 in Fresno, California ... Inducted into the ROH in 2019.

PRO BOWL SELECTIONS BY YEAR

(Year represents the season for which they were selected, not the year the game was played)

1938 . . Gaynell Tinsley, E
1939 . . Tony Blazine, T; Phil Dougherty, C; Jimmy Lawrence, HB; Bill Smith, E
1940 . . Ki Aldrich, C; John Shirk, E
1941 . . Ray Apolskis, C; Bill Dewell, E; Joe Kuharich, G
1942 . . Frank Ivy, E
1950 . . Elmer Angsman, HB; Bob Dove, E; Bill Fischer, G; Pat Harder, FB; Jim Hardy, QB; Bob Shaw, E
1951 . . Bill Fischer, G; Fran Polsfoot, E; Tom Wham, E
1952 . . Bill Fischer, G; Ollie Matson, HB; Charley Trippi, QB-HB
1953 . . Johnny Olszewski, FB; Don Paul, HB-S; Bill Svoboda, HB; Charley Trippi, QB-HB
1954 . . Jerry Groom, T; Dick Lane, DB; Ollie Matson, HB
1955 . . Dick Lane, DB; Ollie Matson, HB; Jerry Olszewski, FB; Fred Wallner, G
1956 . . Lindon Crow, DB; Ollie Matson, HB; Dick Lane, DB; Leo Sanford, LB-C; Jack Simmons, C
1957 . . Lindon Crow, DB; Ollie Matson, HB; Leo Sanford, LB-C
1958 . . Dick Lane, DB; Ollie Matson, HB; Gern Nagler, E; Leo Sugar, DE
1959 . . John David Crow, HB; Frank Fuller, T; Jerry Norton, S; Ken Panfil, T
1960 . . John David Crow, HB; Jimmy Hill, DB; Leo Sugar, DE; Jerry Norton, S; Sonny Randle, SE
1961 . . Ken Gray, G; Jimmy Hill, DB; Jerry Norton, S; Sonny Randle, SE; Billy Stacy, DB
1962 . . John David Crow, HB; Jimmy Hill, DB; Bill Koman, DE; Sonny Randle, SE; Larry Wilson, S
1963 . . Bob DeMarco, C; Ken Gray, G; Charley Johnson, QB; Dale Meinert, LB; Larry Wilson, S
1964 . . Bobby Joe Conrad, FL; Pat Fischer, CB; Irv Goode, G; Ken Gray, G; Bill Koman, DE
1965 . . Jim Bakken, K; Bob DeMarco, C; Pat Fischer, CB; Ernie McMillan, T; Dale Meinert, LB; Sonny Randle, SE; Sam Silas, DT; Larry Wilson, S
1966 . . Ken Gray, G; Bob Reynolds, T; Joe Robb, DE; Johnny Roland, HB; Jackie Smith, TE; Jerry Stovall, DB; Chuck Walker, DT; Larry Wilson, S
1967 . . Jim Bakken, K; Ken Gray, G; Bob DeMarco, C; Irv Goode, G; Ernie McMillan, T; Dale Meinert, LB; Johnny Roland, HB*; Jackie Smith, TE; Jerry Stovall, DB; Larry Wilson, S
1968 . . Don Brumm, DE; Ken Gray, G; Bob Reynolds, T; Bob Rowe, DT; Jackie Smith, TE; Larry Wilson, S
1969 . . Ernie McMillan, T; Bob Reynolds, T; Jackie Smith, TE; Jerry Stovall, DB; Larry Wilson, S
1970 . . MacArthur Lane, RB; Ernie McMillan, T; Jackie Smith, TE; Larry Stallings, LB; Roger Wehrli, DB; Larry Wilson, DB
1971 . . Roger Wehrli, DB
1974 . . Dan Dierdorf, T; Mel Gray, WR; Jim Hart, QB; Terry Metcalf, RB; Roger Wehrli, CB
1975 . . Jim Bakken, K; Tom Banks, C; Dan Dierdorf, T; Conrad Dobler, G; Mel Gray, WR; Jim Hart, QB; Terry Metcalf, RB; Jim Otis, RB; Roger Wehrli, CB
1976 . . Jim Bakken, K; Tom Banks, C; Leo Brooks, DT; Dan Dierdorf, T; Conrad Dobler, G; Mel Gray, WR; Jim Hart, QB; Roger Wehrli, CB
1977 . . Tom Banks, C; Conrad Dobler, G; Dan Dierdorf, T; Mel Gray, WR; Jim Hart, QB; Terry Metcalf, RB; Roger Wehrli, CB
1978 . . Tom Banks, C; Dan Dierdorf, T; Bob Young, G
1979 . . Ottis Anderson, RB; Roger Wehrli, CB; Bob Young, G
1980 . . Ottis Anderson, RB; Dan Dierdorf, T; Pat Tilley, WR*
1983 . . Carl Birdsong, P; Roy Green, WR
1984 . . Roy Green, WR; E.J. Junior, ILB; Neil Lomax, QB
1985 . . E.J. Junior, ILB
1986 . . Vai Sikahema, PR; Ron Wolfley, ST
1987 . . Neil Lomax, QB; Luis Sharpe, T; Vai Sikahema, KR; Ron Wolfley, ST
1988 . . Luis Sharpe, T; Ron Wolfley, ST; J.T. Smith, WR
1989 . . Rich Camarillo, P; Tim McDonald, SS; Luis Sharpe, T; Ron Wolfley, ST
1990 . . Johnny Johnson, RB
1991 . . Rich Camarillo, P; Tim McDonald, SS*
1992 . . Johnny Bailey, KR; Rich Camarillo, P; Robert Massey, CB; Tim McDonald, SS
1993 . . Rich Camarillo, P.
1994 . . Aeneas Williams, CB; Seth Joyner, OLB
1995 . . Aeneas Williams, CB; Eric Swann, DT; Larry Centers, FB; Jeff Feagles, P
1996 . . Lomas Brown, T; Larry Centers, FB; Eric Swann, DT; Aeneas Williams, CB
1997 . . Rob Moore, WR; Aeneas Williams, CB
1998 . . Aeneas Williams, CB
1999 . . Simeon Rice, DE; Aeneas Williams, CB
2000 . . Scott Player, P
2001 . . David Boston, WR
2003 . . Anquan Boldin, WR
2004 . . Bertrand Berry, DE
2005 . . Larry Fitzgerald, WR; Neil Rackers, K
2006 . . Anquan Boldin, WR; Adrian Wilson, SS
2007 . . Darnell Dockett, DT; Larry Fitzgerald, WR
2008 . . Anquan Boldin, WR; Larry Fitzgerald, WR; Sean Morey, ST; Kurt Warner, QB; Adrian Wilson, SS
2009 . . Darnell Dockett, DT; Larry Fitzgerald, WR; Dominique Rodgers-Cromartie, CB; Antrel Rolle, FS; Adrian Wilson, SS
2010 . . Darnell Dockett, DT; Larry Fitzgerald, WR; Adrian Wilson, SS
2011 . . Larry Fitzgerald, WR; Patrick Peterson, KR; Adrian Wilson, SS
2012 . . Larry Fitzgerald, WR; Patrick Peterson, CB; Daryl Washington, LB
2013 . . John Abraham, LB; Justin Bethel, ST; Larry Fitzgerald, WR; Patrick Peterson, CB
2014 . . Justin Bethel, ST; Calais Campbell, DE; Antonio Cromartie, CB; Patrick Peterson, CB
2015 . . Justin Bethel, ST; Calais Campbell, DT; Larry Fitzgerald, WR; Mike Iupati, G; Tyrann Mathieu, S; Carson Palmer, QB; Patrick Peterson, CB
2016 . . Larry Fitzgerald, WR; David Johnson, RB; Patrick Peterson, CB
2017 . . Budda Baker, ST; Larry Fitzgerald, WR; Chandler Jones, LB; Patrick Peterson, CB
2018 . . . Patrick Peterson, CB
2019 . . . Budda Baker, S; Chandler Jones, LB
2020 . . . Budda Baker, S; DeAndre Hopkins, WR; Kyler Murray, QB
2021 . . . Budda Baker, S; James Conner, RB; D.J. Humphries, T: Chandler Jones, LB; Kyler Murray, QB

YEAR-BY-YEAR LEAGUE OFFENSIVE RANKINGS SINCE 1970 MERGER

Year	Total	Rush	Pass	Year	Total	Rush	Pass
2021	8	10	10	1995	24	29	17
2020	6	7	17	1994	25	17	21
2019	21	10	24	1993	8	11	9
2018	32	32	32	1992	17	26	13
2017	22	30	15	1991	27	26	26
2016	9	18	9	1990	18	12	19
2015	1	8	2	1989	25	26	15
2014	24	31	14	1988	4	13	5
2013	12	23	13	1987	6	15	6
2012	32	32	28	1986	26	14	22
2011	19	24	17	1985	17	15	18
2010	31	32	31	1984	3	9	3
2009	14	28	12	1983	17	7	24
2008	4	32	2	1982	23	7	26
2007	12	29	5	1981	19	9	22
2006	18	30	10	1980	22	9	25
2005	8	32	1	1979	10	3	20
2004	27	22	24	1978	7	25	4
2003	27	29	23	1977	7	12	2
2002	27	15	29	1976	3	8	5
2001	18	27	13	1975	5t	6	6
2000	24	27	17	1974	10	13	7
1999	29	29	27	1973	12	22	5
1998	13	21	8	1972	25	26	18t
1997	24	30	10	1971	14	21	5
1996	13	25	6	1970	3	6	9

ALPHABETICAL PRO BOWLERS

Name	Pos	Selections	Year
John Abraham	LB	1	2013
Ki Aldrich	C	1	1940
Ottis Anderson	RB	2	1979-80
Elmer Angsman	HB	1	1950
Ray Apolskis	C	1	1941
Johnny Bailey	KR	1	1992
Budda Baker	ST/S	4	2017, 2019-21
Jim Bakken	K	4	1965, 1967, 1975-76
Tom Banks	C	4	1975-78
Bertrand Berry	DE	1	2004
Justin Bethel	ST	3	2013-15
Carl Birdsong	P	1	1983
Tony Blazine	T	1	1939
Anquan Boldin	WR	3	2003, 2006, 2008
David Boston	WR	1	2001
Leo Brooks	DT	1	1976
Lomas Brown	T	1	1996
Don Brumm	DE	1	1968
Rich Camarillo	P	4	1989, 1991-93
Calais Campbell	DE/DT	2	2014-2015
Larry Centers	FB	2	1995*, 1996
James Conner	RB	1	2021
Bobby Joe Conrad	FL	1	1964
Antonio Cromartie	CB	1	2014
John David Crow	HB	3	1959-60, 1962
Lindon Crow	DB	2	1956-57
Bob DeMarco	C	3	1963, 1965, 1967*
Bill Dewell	E	1	1941
Dan Dierdorf	T	6	1974-78, 1980
Conrad Dobler	G	3	1975-77
Darnell Dockett	DT	3	2007, 2009-10
Phil Dougherty	C	1	1939
Bob Dove	E	1	1950
Jeff Feagles	P	1	1995
Bill Fischer	G	3	1950-52
Pat Fischer	CB	2	1964-65
Larry Fitzgerald	WR	11	2005, 07-08, 09*, 10-13, 15-17*
Frank Fuller	T	1	1959
Irv Goode	G	2	1964, 1967
Ken Gray	G	6	1961, 1963-64, 1966-68
Mel Gray	WR	4	1974-77
Roy Green	WR	2	1983-84
Jerry Groom	T	1	1954
Pat Harder	FB	1	1950
Jim Hardy	QB	1	1950
Jim Hart	QB	4	1974-77
Jimmy Hill	DB	3	1960-62
DeAndre Hopkins	WR	1	2020
D.J. Humphries	T	1	2021
Mike Iupati	G	1	2015*
Frank Ivy	E	1	1942
Charley Johnson	QB	1	1963
David Johnson	RB	1	2016*
Johnny Johnson	RB	1	1990
Chandler Jones	LB	3	2017, 2019, 2021
Seth Joyner	LB	1	1994
E.J. Junior	LB	2	1984-85
Bill Koman	DE	2	1962, 1964
Joe Kuharich	G	1	1941
Dick Lane	DB	4	1954-56, 1958
MacArthur Lane	RB	1	1970
Jimmy Lawrence	HB	1	1939
Neil Lomax	QB	2	1984, 1987
Robert Massey	CB	1	1992
Tyrann Mathieu	S	1	2015*
Ollie Matson	HB	6	1952, 1954-58
Tim McDonald	S	3	1989, 1991*, 1992
Eric McMillan	T	4	1965, 1967, 1969-70
Dale Meinert	LB	3	1963, 1965, 1967
Terry Metcalf	RB	3	1974-75, 1977
Rob Moore	WR	1	1997
Sean Morey	ST	1	2008
Kyler Murray	QB	2	2020-21
Gern Nagler	E	1	1958
Jerry Norton	S	3	1959-61
Johnny Olszewski	FB	2	1953, 1955
Jim Otis	RB	1	1975
Carson Palmer	QB	1	2015*
Ken Panfil	T	1	1959
Don Paul	HB-S	1	1953
Patrick Peterson	KR/CB	8	2011-14, 15*, 16-18
Scott Player	P	1	2000
Fran Polsfoot	E	1	1951
Neil Rackers	K	1	2005
Sonny Randle	SE	4	1960-62, 1965
Bob Reynolds	T	3	1966, 1968-69
Simeon Rice	DE	1	1999
Joe Robb	DE	1	1966
Dominique Rodgers-Cromartie	CB	1	2009*
Johnny Roland	HB	2	1966, 1967*
Antrel Rolle	FS	1	2009
Bob Rowe	DT	1	1968
Leo Sanford	LB-C	2	1956-57
Luis Sharpe	T	3	1987-89
Bob Shaw	E	1	1950
John Shirk	E	1	1940
Vai Sikahema	KR	2	1986-87
Sam Silas	DT	1	1965
Jack Simmons	C	1	1956
Bill Smith	E	1	1939
J.T. Smith	KR-WR	1	1988
Jackie Smith	TE	5	1966-70
Billy Stacy	DB	1	1961
Larry Stallings	LB	1	1970
Jerry Stovall	DB	3	1966-67, 1969
Leo Sugar	DE	2	1958, 1960
Bill Svoboda	HB	1	1953
Eric Swann	IL	2	1995-96
Pat Tilley	WR	1	1980*
Gaynell Tinsley	E	1	1938
Charley Trippi	QB-HB	2	1952-53
Chuck Walker	DT	1	1966
Fred Wallner	G	1	1955
Kurt Warner	QB	1	2008
Daryl Washington	LB	1	2012
Roger Wehrli	CB	7	1970-71, 1974-77, 1979
Tom Wham	E	1	1951
Aeneas Williams	CB	6	1994-99
Adrian Wilson	SS	5	2006, 08, 09*, 10-11
Larry Wilson	S	8	1962-63, 1965-70
Ron Wolfley	ST	4	1986-89
Bob Young	G	2	1978-79

* Selected but did not play
Note: The year listed indicates the season for which a player was selected and not the year in which the game was played

YEAR-BY-YEAR LEAGUE DEFENSIVE RANKINGS SINCE 1970 MERGER

Year	Total	Rush	Pass	Year	Total	Rush	Pass
2021	11	20	7	1995	26	30	15
2020	13	22	10	1994	3	4	4
2019	32	24	31	1993	21	19	19
2018	20	32	4	1992	24	10	27
2017	6	6	14	1991	16	26	7
2016	2	9	4	1990	18	26	8
2015	5	6	8	1989	26	27	22
2014	24	13	29	1988	14	16	12
2013	6	1	14	1987	25	19	25
2012	12	28	5	1986	4	25	1
2011	18	21	17	1985	15	24	8
2010	29	30	23	1984	8	14	9
2009	20	17	23	1983	6	8	14
2008	19	16	22	1982	14t	12	7
2007	17	9	28	1981	23	25	16
2006	29	16	30	1980	19	16	20
2005	8	10	12	1979	16	14	16
2004	12	27	9	1978	13	19t	7t
2003	26	19	29	1977	24	22	26
2002	29	30	28	1976	12	12	15
2001	28	24	26	1975	18	10	24
2000	30	30	11	1974	17	15	19
1999	22	30	10	1973	26	17	26
1998	21	20	17	1972	25	20	25
1997	27	27	15	1971	20	18	21
1996	21	21	21	1970	10	16	7

ALL-TIME PLAYER OF THE WEEK SELECTIONS, 1984-2021

1984		
Neil Lomax	Offensive	Oct. 7 at Dallas (Week 6)
Ottis Anderson	Offensive	Nov. 18 at N.Y. Giants (Week 12)
E.J. Junior	Defensive	Nov. 25 vs. Philadelphia (Week 13)
Neil Lomax	Offensive	Dec. 16 at Washington (Week 16)
1985		
Leonard Smith	Defensive	Nov. 4 vs. Dallas (Week 9)
Lonnie Young	Defensive	Dec. 8 vs. New Orleans (Week 14)
1986		
Leonard Smith	Defensive	Dec. 7 at Philadelphia (Week 14)
1987		
Curtis Greer	Defensive	Sept. 13 at Dallas (Week 1)
Neil Lomax	Offensive	Dec. 20 at Tampa Bay (Week 15)
1988		
Neil Lomax	Offensive	Oct. 2 at L.A. Rams (Week 5)
Freddie Joe Nunn	Defensive	Oct. 30 at Dallas (Week 9)
Roy Green	Offensive	Nov. 13 vs. N.Y. Giants (Week 11)
1989		
Tim McDonald	Defensive	Nov. 12 vs. Dallas (Week 10)
1991		
Tim McDonald	Defensive	Oct. 20 vs. Atlanta (Week 8)
1992		
Robert Massey	Defensive	Oct. 4 vs. Washington (Week 5)
Johnny Johnson	Offensive	Nov. 8 at L.A. Rams (Week 10)
1993		
Johnny Bailey	Special Teams	Sept. 12 at Washington (Week 2)
Eric Swann	Defensive	Oct. 17 vs. Washington (Week 7)
Ron Moore	Offensive	Dec. 5 vs. L.A. Rams (Week 14)
Ron Moore	Offensive	Dec. 26 vs. N.Y. Giants (Week 17)
1994		
Aeneas Williams	Defensive	Oct. 16 at Washington (Week 7)
Seth Joyner	Defensive	Nov. 20 vs. Philadelphia (Week 12)
1995		
Jeff Feagles	Special Teams	Nov. 26 vs. Atlanta (Week 13)
1996		
LeShon Johnson	Offensive	Sept. 22 at New Orleans (Week 4)
Kent Graham	Offensive	Sept. 29 vs. St. Louis (Week 5)
Boomer Esiason	Offensive	Nov. 10 at Washington (Week 11)
Boomer Esiason	Offensive	Nov. 24 vs. Philadelphia (Week 13)
1997		
Aeneas Williams	Defensive	Sept. 7 vs. Dallas (Week 2)
1998		
Simeon Rice	Defensive	Sept. 20 vs. Philadelphia (Week 3)
Ronald McKinnon	Defensive	Oct. 11 vs. Chicago (Week 6)
Joe Nedney	Special Teams	Nov. 8 vs. Washington (Week 10)
Tommy Bennett	Defensive	Dec. 13 at Philadelphia (Week 15)
Chris Jacke	Special Teams	Dec. 20 vs. New Orleans (Week 16)
Kwamie Lassiter	Defensive	Dec. 27 vs. San Diego (Week 17)
1999		
Chris Jacke	Special Teams	Sept. 12 at Philadelphia (Week 1)
2000		
Jake Plummer	Offensive	Sept. 10 vs. Dallas (Week 2)
Aeneas Williams	Defensive	Nov. 5 vs. Washington (Week 10)
2001		
Bill Gramatica	Special Teams	Nov. 18 vs. Detroit (Week 11)
Bill Gramatica	Special Teams	Nov. 25 at San Diego (Week 12)
2002		
MarTay Jenkins	Special Teams	Sept. 15 at Seattle (Week 2)
Bill Gramatica	Special Teams	Oct. 6 at Carolina (Week 5)
Adrian Wilson	Defensive	Oct. 20 vs. Dallas (Week 7)
2003		
Dexter Jackson	Defensive	Sept. 21 vs. Green Bay (Week 3)
2004		
Adrian Wilson	Defensive	Oct. 3 vs. New Orleans (Week 4)
Neil Rackers	Special Teams	Oct. 24 vs. Seattle (Week 7)
Bertrand Berry	Defensive	Nov. 14 vs. N.Y. Giants (Week 10)
2005		
Kurt Warner	Offensive	Nov. 20 at St. Louis (Week 11)
Neil Rackers	Special Teams	Oct. 2 vs. San Francisco (Week 4)
2006		
Kurt Warner	Offensive	Sept. 10 vs. San Francisco (Week 1)
2007		
Steve Breaston	Special Teams	Sept. 30 vs. Pittsburgh (Week 4)
Rod Hood	Defensive	Oct. 7 at St. Louis (Week 5)
Karlos Dansby	Defensive	Nov. 11 vs. Detroit (Week 10)
Antrel Rolle	Defensive	Nov. 18 at Cincinnati (Week 11)
Antrel Rolle	Defensive	Dec. 30 vs. St. Louis (Week 17)
2008		
Kurt Warner	Offensive	Sept. 14 vs. Miami (Week 2)
Sean Morey	Special Teams	Oct. 12 vs. Dallas (Week 6)
Antrel Rolle	Defensive	Nov. 2 at St. Louis (Week 9)
Neil Rackers	Special Teams	Nov. 16 at Seattle (Week 11)
Gerald Hayes	Defensive	Dec. 7 vs. St. Louis (Week 14)
2009		
Calais Campbell	Special Teams	Sept. 20 at Jacksonville (Week 2)
Dominique Rodgers-Cromartie	Defensive	Oct. 11 vs. Houston (Week 5)
Adrian Wilson	Defensive	Oct. 25 at New York Giants (Week 7)
Kurt Warner	Offensive	Nov. 8 at Chicago (Week 9)
LaRod Stephens-Howling	Special Teams	Nov. 29 at Tennessee (Week 12)
Kurt Warner	Offensive	Dec. 6 vs. Minnesota (Week 13)
Ben Graham	Special Teams	Dec. 20 at Detroit (Week 15)
2010		
Adrian Wilson	Defensive	Sept. 12 at St. Louis (Week 1)
Jay Feely	Special Teams	Dec. 12 vs. Denver (Week 14)
2011		
Patrick Peterson	Special Teams	Nov. 6 vs. St. Louis (Week 9)
Larry Fitzgerald	Offensive	Nov. 13 at Philadelphia (Week 10)
Patrick Peterson	Special Teams	Nov. 27 at St. Louis (Week 12)
2012		
Calais Campbell	Defensive	Sept. 16 at New England (Week 2)
Larry Fitzgerald	Offensive	Sept. 23 vs. Philadelphia (Week 3)
2013		
Patrick Peterson	Defensive	Sept. 29 at Tampa Bay (Week 4)
Carson Palmer	Offensive	Nov. 24 vs. Indianapolis (Week 12)
John Abraham	Defensive	Dec. 8 vs. St. Louis (Week 14)
Jay Feely	Special Teams	Dec. 15 at Tennessee (Week 15)
2014		
Ted Ginn, Jr.	Special Teams	Sept. 14 at New York Giants (Week 2)
Chandler Catanzaro	Special Teams	Oct. 12 vs. Washington (Week 6)
Larry Fitzgerald	Offensive	Oct. 26 vs. Philadelphia (Week 8)
Justin Bethel	Special Teams	Nov. 2 at Dallas (Week 9)
Patrick Peterson	Defensive	Nov. 9 vs. St. Louis (Week 10)
Chandler Catanzaro	Special Teams	Dec. 11 at St. Louis (Week 15)
2015		
Larry Fitzgerald	Offensive	Sept. 20 at Chicago (Week 2)
David Johnson	Special Teams	Sept. 20 at Chicago (Week 2)
Tyrann Mathieu	Defensive	Sept. 27 vs. San Francisco (Week 3)
Chandler Catanzaro	Special Teams	Dec. 10 vs Minnesota (Week 14)
Deone Bucannon	Defensive	Dec. 20 at Philadelphia (Week 15)
Dwight Freeney	Defensive	Dec. 27 vs Green Bay (Week 16)
2016		
Marcus Cooper	Defensive	Sept. 18 vs. Tampa Bay (Week 2)
David Johnson	Offensive	Oct. 6 at San Francisco (Week 5)
David Johnson	Offensive	Dec. 4 vs. Washington (Week 13)
2017		
J.J. Nelson	Offensive	Sept. 17 at Indianapolis (Week 2)
Adrian Peterson	Offensive	Oct. 15 vs. Tampa Bay (Week 6)
Karlos Dansby	Defensive	Nov. 5 at San Francisco (Week 9)
Phil Dawson	Special Teams	Nov. 26 vs. Jacksonville (Week 12
2018		
Chandler Jones	Defensive	Oct. 7 at San Francisco (Week 5)
2019		
Kyler Murray	Offensive	Oct. 13 vs. Atlanta (Week 6)
Chandler Jones	Defensive	Oct. 20 at N.Y. Giants (Week 7)
Patrick Peterson	Defensive	Dec. 15 vs. Cleveland (Week 15)
Chandler Jones	Defensive	Dec. 22 at Seattle (Week 16)
2020		
Kyler Murray	Offensive	Oct. 11 at N.Y. Jets (Week 5)
Budda Baker	Defensive	Oct. 19 at Dallas (Week 6)
Kyler Murray	Offensive	Oct. 25 vs. Seattle (Week 7)
DeAndre Hopkins	Offensive	Nov. 15 vs. Buffalo (Week 10)
Haason Reddick	Defensive	Dec. 13 at N.Y. Giants (Week 14)
Kyler Murray	Offensive	Dec. 20 vs. Philadelphia (Week 15)
2021		
Chandler Jones	Defensive	Sept. 12 at Tennessee (Week 1)
Kyler Murray	Offensive	Sept. 19 vs. Minnesota (Week 2)
Byron Murphy, Jr.	Defensive	Sept. 26 at Jacksonville (Week 3)
Matt Prater	Special Teams	Oct. 17 at Cleveland (Week 6)
Chandler Jones	Defensive	Nov. 21 at Seattle (Week 11)
Jordan Hicks	Defensive	Dec. 5 at Chicago (Week 13)
Matt Prater	Special Teams	Jan. 2, 2022 at Dallas (Week 17)

OVERTIME GAMES (REGULAR AND POSTSEASON)

Total OT Games: . . . . . 49 Home: . . . . . 21-9-3 Winning the Toss: 14-9-4
Record: . . . . . 29-16-4 Road: . . . . . 8-7-1 Losing the Toss: 15-7

Date	Opponent	Result	Game-winning score	Coin Toss
Sun., Oct. 25, 2020*	Seattle	W, 37-34	48-yard Zane Gonzalez FG (0:15)	Lost
Sun., Sept. 8, 2019	Detroit	T, 27-27	None	Won
Sun., Oct. 1, 2017	San Francisco	W, 18-15	19-yard TD pass, Carson Palmer to Larry Fitzgerald (0:32)	Lost
Sun., Sept. 17, 2017	at Indianapolis	W, 16-13	30-yard Phil Dawson FG (8:02)	Lost
Sun., Oct. 23, 2016	Seattle Seahawks	T, 6-6	None	Won
Sat., Jan. 16, 2016	*Green Bay Packers*	*W, 26-20*	*5-yard TD pass, Carson Palmer to Larry Fitzgerald (13:55)*	*Won*
Sun., Dec. 15, 2013	at Tennessee Titans	W, 37-34	41-yard Jay Feely FG (10:18)	Lost
Sun., Oct. 14, 2012	Buffalo Bills	L, 16-19	25-yard Rian Lindell FG (11:10)	Lost
Sun., Sept. 30, 2012	Miami Dolphins	W, 24-21	46-yard Jay Feely FG (8:29)	Won
Sun., Jan. 1, 2012	Seattle Seahawks	W, 23-20	28-yard Jay Feely FG (5:59)	Lost
Sun., Dec. 18, 2011	Cleveland Browns	W, 20-17	22-yard Jay Feely FG (10:56)	Lost
Sun., Dec. 4, 2011	Dallas Cowboys	W, 19-13	52-yard TD pass, Kevin Kolb to LaRod Stephens-Howling	Won
Sun., Nov. 6, 2011	St. Louis Rams	W, 19-13	99-yard Patrick Peterson punt return TD	Lost
Sun., Nov. 7, 2010	at Minnesota Vikings	L, 24-27	35-yard Ryan Longwell FG (9:49)	Won
Sun., Jan. 10, 2010	*Green Bay Packers*	*W, 51-45*	*Dansby 17-yard TD on fumble caused by M. Adams sack (13:42)*	*Lost*
Sun., Oct. 12, 2008	Dallas Cowboys	W, 30-24	M. Beisel 3-yard TD return on S. Morey blocked punt (14:05)	Lost
Sun., Dec. 23, 2007	Atlanta Falcons	W, 30-27	31-yard Neil Rackers FG (9:30)	Won
Sun., Nov. 25, 2007	San Francisco 49ers	L, 31-37	Banta-Cain fumble recovery in endzone (4:56)	Won
Sun., Dec. 12, 2004	San Francisco 49ers	L, 28-31	31-yard Todd Peterson FG (6:22)	Lost
Sun., Oct. 10, 2004	at San Francisco 49ers	L, 28-31	32-yard Todd Peterson FG (3:23)	Lost
Sun., Nov. 30, 2003	St. Louis Rams	L, 27-30	49-yard Jeff Wilkins FG (3:38)	Lost
Sun., Oct. 26, 2003	San Francisco 49ers	W, 16-13	39-yard Tim Duncan FG (4:59)	Won
Sun., Dec. 8, 2002	Detroit Lions	W, 23-20	42-yard Bill Gramatica FG (4:12)	Won
Sun., Oct. 20, 2002	Dallas Cowboys	W, 9-6	40-yard Bill Gramatica FG (11:45)	Lost
Sun., Dec. 2, 2001	at Oakland Raiders	W, 34-31	36-yard Bill Gramatica FG (7:29)	Lost
Sun., Dec. 13, 1998	at Philadelphia Eagles	W, 20-17	32-yard Chris Jacke FG (4:30)	Won
Sun., Nov. 30, 1997	Pittsburgh Steelers	L, 20-26	10-yard Jerome Bettis TD run (5:34)	Won
Sun., Oct. 19, 1997	at Philadelphia Eagles	L, 10-13	24-yard Chris Boniol FG (4:02)	Won
Sun., Sept. 14, 1997	at Washington	L, 13-19	40-yard TD pass, Gus Frerotte to Michael Westbrook (1:36)	Won
Sun., Sept. 7, 1997*	Dallas Cowboys	W, 25-22	20-yard Kevin Butler FG (8:30)	Lost
Sun., Nov. 10, 1996	at Washington	W, 37-34	32-yard Kevin Butler FG (14:27)	Won
Sun., Sept. 29, 1996	St. Louis Rams	W, 31-28	24-yard Greg Davis FG (1:54)	Won
Sun., Nov. 26, 1995	Atlanta Falcons	W, 40-37	28-yard Greg Davis FG (1:43)	Lost
Sun., Nov. 12, 1995	Minnesota Vikings	L, 24-30	50-yard TD pass, Warren Moon to Qadry Ismail (2:16)	Lost
Sun., Oct. 29, 1995	Seattle Seahawks	W, 20-14	72-yard Lorenzo Lynch INT return (11:16)	Won
Sun., Oct. 8, 1995	at New York Giants	L, 21-27	58-yard Jessie Armstead INT return (4:05)	Won
Sun., Nov. 27, 1994	Chicago Bears	L, 16-19	27-yard Kevin Butler FG (8:11)	Won
Sun., Oct. 30, 1994	Pittsburgh Steelers	W, 20-17	51-yard Greg Davis FG (1:40)	Lost
Sun., Oct. 16, 1994	at Washington	W, 19-16	29-yard Todd Peterson FG (10:00)	Lost
Sun., Dec. 19, 1993	at Seattle Seahawks	W, 30-27	41-yard Greg Davis FG (6:45)	Won
Sun., Dec. 7, 1986	at Philadelphia Eagles	T, 10-10	None	Won
Sun., Sept. 8, 1985	at Cleveland Browns	W, 27-24	35-yard Neil O'Donoghue FG (5:27)	Won
Mon., Oct. 24, 1983	New York Giants	T, 20-20	None	Won
Sun., Nov. 9, 1980	Atlanta Falcons	L, 27-33	21-yard Ray Strong TD run (4:20)	Lost
Sun., Sept. 14, 1980	at San Francisco 49ers	L, 21-24	33-yard Ray Wersching FG (4:12)	Won
Sun., Oct. 15, 1978	Dallas Cowboys	L, 21-24	27-yard Rafael Septien FG (3:28)	Lost
Sun., Oct. 31, 1976	San Francisco 49ers	W, 23-20	21-yard Jim Bakken FG (6:42)	Won
Sun., Nov. 16, 1975	Washington	W, 20-17	37-yard Jim Bakken FG (7:00)	Won
Sun., Sept. 28, 1975	at Dallas Cowboys	L, 31-37	3-yard TD pass, Roger Staubach, to Billy Jo DuPree (7:53)	Won

* Sunday Night Football

ALL-NFL/POSTSEASON AWARDS

1960
All-Pro
Jerry Norton, S (AP, UPI)
Sonny Randle, E (AP, UPI)

1961
All-Pro
Jimmy Hill, DHB (NEA)
Jerry Norton, S (NEA)

1963
All-Pro
Bobby Joe Conrad, FL (AP, UPI)
Len Gray, G (UPI)
Larry Wilson, S (UPI)

1964
All-Pro
Bob DeMarco, C (NEA)
Pat Fischer, DB (AP, NEA, UPI)
Ken Gray, G (AP, UPI)
Dale Meinert, LB (NEA)

1965
All-Pro
Ken Gray, G (UPI)

1966
All-Pro
Larry Wilson, S (AP, NEA, UPI)

1967
All-Pro
Bob DeMarco, C (AP)
Ernie McMillan, T (NEA)
Jackie Smith, TE (UPI)
Larry Wilson, S (AP, NEA)

1968
All-Pro
Larry Wilson, S (AP, NEA, UPI)

1969
All-Pro
Larry Wilson, S (AP, NEA, UPI)

1970
All-Pro
MacArthur Lane, RB (NEA)
Roger Wehrli, CB (NEA)
Larry Wilson, S (PFWA)
All-NFC
MacArthur Lane, RB (UPI)
Ernie McMillan, T (UPI)
Larry Stallings, LB (UPI)
Roger Wehrli, CB (UPI)
Larry Wilson, S (AP, UPI)

1971
All-NFC
Ernie McMillan, T (UPI)
Roger Wehrli, CB (UPI)

1974
All-Pro
Mel Gray, WR (NEA)
Roger Wehrli, CB (NEA)
All-NFC
Jim Hart, QB (AP, UPI, *Sporting News*)
Roger Wehrli, CB (AP, UPI, *Sporting News*)
NFC Player-of-the-Year
Jim Hart, QB (UPI)
Terry Metcalf, RB (New York PFWA)
NFL Coach-of-the-Year
Don Coryell (AP, *Sporting News*)
NFC Coach-of-the-Year
Don Coryell (UPI, PFWA)
(Note: Metcalf was runner-up for NFL MVP by AP and NFC player-of-the-year by UPI.)

1975
All-Pro
Jim Bakken, K (AP, NEA, PFWA, Pro Football Weekly, N.Y. News)
Dan Dierdorf, T (PFWA, *N.Y. News*)
Mel Gray, WR (AP, PFWA, *N.Y. News, Pro Football Weekly, Football News*)
Terry Metcalf, KR *(Football News)*
Roger Wehrli, CB (AP, PFWA, *N.Y. News, Pro Football Weekly*)
All-NFC
Jim Bakken, K (AP, *Inside Football Report, Pro Football Weekly, Sporting News*)
Tom Banks, C (Pro Football Weekly)
Dan Dierdorf, T (AP, UPI, *Inside Football Report, Pro Football Weekly, N.Y. News*)
Mel Gray, WR (AP, UPI, *Inside Football Report, Pro Football Weekly, N.Y. News, Sporting News*)
Terry Metcalf, RB (AP, UPI, *Inside Football Report, Pro Football Weekly, N.Y. News, Sporting News*); (*Pro Football Weekly* as KR)
Roger Wehrli, CB (AP, UPI, *Inside Football Report, Pro Football Weekly, N.Y. News, Sporting News*)
NFL MVP
Terry Metcalf, RB *(N.Y. News)*
NFC Coach-of-the-Year
Don Coryell *(Inside Football Report)*

1976
All-Pro
Jim Bakken, K (AP, NEA, PFWA, *Pro Football Weekly*)
Tom Banks, C (AP, *Football Digest*)
Dan Dierdorf, T (AP, NEA, PFWA, *N.Y. News, N.Y. Post*)
Conrad Dobler, G (NEA)
Roger Wehrli, CB (AP, PFWA)
All-Pro (Second Team)
Tom Banks, C (NEA, PFWA)
Conrad Dobler, G (AP)
All-NFC
Jim Bakken, K (AP, UPI, *Sporting News, N.Y. News, Pro Football Weekly*)
Conrad Dobler, G (AP, UPI, *Sporting News*)
Mel Gray, WR (AP, *Sporting News*)
Roger Wehrli, CB (AP, UPI, *Sporting News, Pro Football Weekly, N.Y. News*)
Bob Young, G *(N.Y. News)*
NFC Offensive Lineman-of-the-Year
Dan Dierdorf, T (NFC players)

1977
All-Pro
Dan Dierdorf, T (AP, PFWA, NEA)
Roger Wehrli, CB (AP, NEA)
All-Pro (Second Team)
Tom Banks, C (AP)
All-NFC
Tom Banks, C (UPI, *Sporting News*)
Dan Dierdorf, T (UPI, *Sporting News*)
Bob Young, G *(Sporting News)*
NFC Offensive Lineman-of-the-Year
Dan Dierdorf, T (NFC players)

1978
All-Pro
Dan Dierdorf, T (AP, NEA, PFWA, *Pro Football Weekly*)
All-NFC
Dan Dierdorf, T (*Sporting News*, UPI)
Tom Banks, C (*Sporting News*, UPI, *Pro Football Weekly*)
Bob Young, G *(Sporting News, Pro Football Weekly)*
Honorable Mention All-NFC
Ken Stone, S (UPI)
Pat Tilley, WR (UPI)
Roger Wehrli, CB (UPI)
All-Rookie NFC
Ken Greene, S (UPI, *Pro Football Weekly*)
NFC Offensive Lineman-of-the-Year
Dan Dierdorf, T (NFC players)

1979
All-Pro
Ottis Anderson, RB (AP, PFWA)
Bob Young, G (AP, *Pro Football Weekly*)
All-NFC
Ottis Anderson, RB (UPI, *Sporting News, Pro Football Weekly*)
Tom Banks, C (UPI, *Sporting News*)
Roy Green, KR *(Sporting News, Pro Football Weekly)*
Roger Wehrli, CB (UPI, *Sporting News, Pro Football Weekly*)
Bob Young, G (UPI, *Sporting News, Pro Football Weekly*)
NFL All-Rookie
Ottis Anderson, RB (*Pro Football Weekly,* UPI, *Football Digest*)
Joe Bostic, T *(Football Digest)*
NFL Player-of-the-Year
Ottis Anderson, RB (AP, UPI, *Sporting News, Pro Football Weekly,* PFWA, *Football Digest*. Offense–*N.Y. News*)
NFC Rookie-of-the-Year
Ottis Anderson, RB (UPI, *Sporting News*)

1980
All-Pro
Pat Tilley, WR *(Sports Illustrated)*
Dan Dierdorf, T (NEA)
NFL All-Rookie
Rush Brown, T (UPI, *Pro Football Weekly, Football Digest*)
All-NFC (Second Team)
Ottis Anderson, RB (AP, UPI)
Dan Dierdorf, T (AP. UPI)
Pat Tilley, WR (UPI)

1981
All-Pro
Roy Green, WR/DB *(Sports Illustrated)*
All-NFC
Roy Green, WR/DB *(Pro Football Weekly)*
NFL All-Rookie
Neil Lomax, QB (UPI, PFWA, *Football Digest, Pro Football Weekly*)
E.J. Junior, LB (UPI, *Football Digest, Pro Football Weekly*)
Carl Birdsong, P (UPI)
Stump Mitchell, RB *(Pro Football Weekly)*
Greg LaFleur, TE (PFWA, *Football Digest*)

1982
NFL All-Rookie
Luis Sharpe, T (*Pro Football Weekly,* PFWA, *Football Digest*)
Tootie Robbins, T (*Football Digest, Pro Football Weekly,* PFWA)
Benny Perrin, S (*Pro Football Weekly,* PFWA)

1983
All-Pro
Roy Green, WR (AP, NEA, PFWA, *Football Digest, Pro Football Weekly, Sporting News, College & Pro Football Newsweekly, Football Digest*)
All-NFC
Carl Birdsong, P (UPI, *Pro Football Weekly*)
Roy Green, WR (UPI, *Pro Football Weekly*)

1984

All-Pro
Roy Green, WR (AP, NEA, PFWA, *Sporting News, College & Pro Football Newsweekly, Pro Football Weekly, Football Digest,* Seagram Sports Award)
E.J. Junior, ILB (AP, NEA, PFWA, *Football Digest*)
All-NFC
Roy Green, WR (UPI, *Pro Football Weekly*)
E.J. Junior, ILB (UPI)
Curtis Greer, DE (UPI)
Stump Mitchell, KR *(Pro Football Weekly)*
Randy Clark, C (NEA)
Luis Sharpe, T (UPI)
Neil Lomax, QB (UPI)

1985

All-NFC
E.J. Junior, ILB (UPI)
All-Rookie
Lance Smith, T (UPI)
Freddie Joe Nunn, OLB (UPI, *Football Digest*)
Lonnie Young, S (UPI, *Football Digest*)

1986

All-Pro (Second Team)
Leonard Smith, SS (AP, UPI, NEA)
Vai Sikahema, PR-KR (AP)
All-NFC
Vai Sikahema, PR-KR *(Pro Football Weekly)*
Ron Wolfley, Special Teams (PFWA)
All-Rookie
Gene Chilton, C *(Pro Football Weekly)*
Vai Sikahema, PR-KR *(Pro Football Weekly)*
John Lee, K (PFWA, *Pro Football Weekly)*

1987

All-Pro
J.T. Smith, WR *(Pro Football Weekly, Sporting News)*
Ron Wolfley, special teams (*Pro Football Weekly*)
Vai Sikahema, KR (AP)
All-Pro (Second Team)
Robert Awalt, TE (NEA)
Luis Sharpe, T (UPI)
J.T. Smith, WR (AP, *Sporting News*)
NFL All-Rookie
Robert Awalt, TE (UPI, PFWA, *Pro Football Weekly, Football Digest*)
Todd Peat, G (UPI, PFWA, *Pro Football Weekly, Football Digest*)
All-NFC
Leonard Smith, SS (Football News)
J.T. Smith, WR (UPI)
All-NFC (Second Team)
Neil Lomax, QB (UPI)
NFL Rookie-of-the-Year
Robert Awalt, TE *(Sporting News)*
NFC Rookie-of-the-Year
Robert Awalt, TE (UPI)

1988

All-Pro (Second Team)
Luis Sharpe, T (AP)
All-Pro (Honorable Mention)
Derek Kennard, C (AP)
Freddie Joe Nunn, DE (AP)
Lonnie Young, FS (AP)
All-NFC
Luis Sharpe, T (UPI)
All-NFC (Second Team)
Freddie Joe Nunn, DE (UPI)

1989

All-Pro (Second Team)
Rich Camarillo, P (AP)
All-NFC
Tim McDonald, S (UPI, *Pro Football Weekly*)
Ron Wolfley, special teams *(Pro Football Weekly)*
All-NFC Second Team
Rich Camarillo, P (UPI)
All-Rookie
Eric Hill, LB (UPI, *Pro Football Newsweekly, Pro Football Weekly, Football Digest*)
Joe Wolf, T (UPI, *Pro Football Newsweekly, Pro Football Weekly, Football Digest*)
Jim Wahler, DT *(Pro Football Newsweekly, Pro Football Weekly*)

1990

All-Pro (Second Team)
Luis Sharpe, T (AP)
Rich Camarillo, P (UPI)
NFL Rookie-of-the-Year
Johnny Johnson, RB *(Football Digest)*
NFL Offensive Rookie-of-the-Year
Johnny Johnson, RB *(College & Pro Football Newsweekly)*
NFL All-Rookie
Johnny Johnson, RB (UPI, PFWA, *Pro Football Weekly, College & Pro Football Newsweekly, Football Digest, Football News*)
Ricky Proehl, WR (UPI, PFWA, *Pro Football Weekly, College & Pro Football Newsweekly, Football Digest*)

1991

All-Pro
Tim McDonald, SS (AP)
All-Pro (Second Team)
Tim McDonald, SS (NEA)
NFL All-Rookie Team
Aeneas Williams, CB (PFWA, *College & Pro Football Newsweekly, Pro Football Weekly, Football News, Football Digest*)
All-NFC
Rich Camarillo, P (UPI, *Pro Football Weekly*)
Tim McDonald, SS *(Pro Football Weekly, Football News)*

1992

All-Pro
Rich Camarillo, P (PFWA, *Pro Football Weekly,* AP)
Tim McDonald, SS (NEA)
All-Pro (Second Team)
Rich Camarillo, P (NEA)
Tim McDonald, SS (AP, *College & Pro Football Newsweekly*)
All-NFC
Rich Camarillo, P (UPI)
Johnny Bailey, KR (UPI)
Golden Toe Award
Rich Camarillo, P

1993

All-Pro (Second Team)
Rich Camarillo, P (AP, *College & Pro Football Newsweekly*)
All-NFC
Rich Camarillo, P (UPI, *Football News*)

1994

All-Pro
Aeneas Williams, CB *(Sports Illustrated, USA Today*)
Jeff Feagles, P *(USA Today)*
All-Pro (Second Team)
Aeneas Williams, CB (AP, *College & Pro Football Newsweekly, Football Digest*)
All-NFC
Aeneas Williams, CB (*Football News,* UPI)
All-NFC (Second Team)
Seth Joyner, LB (UPI)
All-Rookie
Anthony Redmon, G (*Football News, Pro Football Weekly*, PFWA)

1995

All-Pro
Larry Centers, RB *(Sports Illustrated)*
Eric Swann, DT *(The Sporting News)*
Aeneas Williams, CB (AP, *College & Pro Football Newsweekly, Pro Football Weekly, PFWA, The Sporting News, USA Today*)
All-Pro (Second Team)
Larry Centers, RB *(College & Pro Football Newsweekly)*
Jeff Feagles, P *(Football Digest)*
Eric Hill, LB *(Football Digest)*
Aeneas Williams, CB *(Football Digest)*
All-NFC
Jeff Feagles, P (*Football News,* UPI)
Aeneas Williams, CB (*Football News,* UPI)
All-NFC (Second Team)
Eric Swann, DT (UPI)

1996

All-Pro
Larry Centers, FB (AP, *Football Digest, Sports Illustrated*)
Eric Swann, DT **(***College & Pro Football Newsweekly***)**
Aeneas Williams, CB (*Pro Football Weekly/* PFWA)
All-Pro (Second Team)
Aeneas Williams, CB (Football Digest)
All-NFC
Lomas Brown, T *(Football News)*
Aeneas Williams, CB (*Football News,* UPI)
All-NFC (Second Team)
Seth Joyner, LB (UPI)
Simeon Rice, DE (UPI)
Eric Swann, DT (UPI)
All-Rookie
Simeon Rice, DE (*College & Pro Football Newsweekly, Football News, Pro Football Weekly*/PFWA)
Aaron Graham, C (*Pro Football Weekly*/PFWA)
Defensive Rookie-of-the-Year
Simeon Rice, DE (AP, *Pro Football Weekly/* PFWA, *College & Pro Football Newsweekly*)
NFC Rookie-of-the-Year
Simeon Rice, DE (UPI)

1997

All-Pro
Aeneas Williams, CB (AP, *Sports Illustrated, Pro Football Weekly, The Sporting News, Football Digest, USA Today*)
Rob Moore, WR (AP, *Sports Illustrated, Pro Football Weekly, College & Pro Football Weekly, Football Digest*)
All-Pro (Second Team)
Aeneas Williams, CB *(College & Pro Football Weekly)*
All-NFC
Rob Moore, WR *(Pro Football Weekly)*
Aeneas Williams, CB *(Pro Football Weekly, Football News)*
All-Rookie
Jake Plummer, QB *(Pro Football Weekly, College & Pro Football Weekly, Football News)*
Mark Smith, DT *(College & Pro Football Weekly)*

1998
All-Pro (Second Team)
Kwamie Lassiter, FS *(College & Pro Football Weekly)*
All-Rookie
Andre Wadsworth, DE *(College & Pro Football Newsweekly, Pro Football Weekly, Football Digest)*
Corey Chavous, CB *(College & Pro Football Newsweekly)*

1999
All-Pro (Second Team)
Simeon Rice, DE (AP, *Football Digest*)

2000
All-Pro
Pat Tillman, S *(Sports Illustrated)*
All-Pro (Second Team)
Scott Player, P *(Pro Football Weekly)*
MarTay Jenkins, KR *(Football Digest)*
All-NFL (First Team)
Scott Player, P *(Football News)*

2001
All-Pro
David Boston, WR *(Associated Press, Sports Illustrated, Pro Football Weekly, The Sporting News)*
All-Pro (Second Team)
David Boston, WR *(Football Digest, College & Pro Football Newsweekly)*
All-Rookie (First Team)
Leonard Davis, G *(Pro Football Weekly, Football News)*
Arnold Jackson, PR *(Football News)*
All-NFC (First Team)
David Boston, WR *(Pro Football Weekly, Football News)*

2003
Offensive Rookie-of-the-Year
Anquan Boldin, WR (Associated Press, *Pro Football Weekly*/PFWA, *Football Digest*)
Rookie-of-the-Year
Anquan Boldin, WR *(The Sporting News, Sports Illustrated)*
All-Pro
Anquan Boldin, WR (Associated Press, *Sports Illustrated, Pro Football Weekly, The Sporting News*)
All-Rookie (First Team)
Anquan Boldin, WR *(Pro Football Weekly)*

2004
All-Pro (Second Team)
Bertrand Berry, DE (Associated Press, *College & Pro Football Weekly*)
All-Conference
Bertrand Berry, DE (*Pro Football Weekly)*
All-Rookie
Karlos Dansby (*Pro Football Weekly)*
Darnell Dockett (*Pro Football Weekly)*
Alex Stepanovich (*Pro Football Weekly)*

2005
All-Pro
Neil Rackers, K (Associated Press, *Sports Illustrated, Pro Football Weekly, Sporting News*)
All-Conference
Neil Rackers, K (*Pro Football Weekly)*
All-NFL
Neil Rackers, K (Associated Press, *Pro Football Weekly)*

2006
All-Pro (Second Team)
Adrian Wilson, SS (AP)
All-NFL
Adrian Wilson, SS (PFW) *(The Sporting News)*
All Conference
Adrian Wilson, SS (PFW)

2007
All-Pro (First Team)
Larry Fitzgerald, (AP) *(The Sporting News)*
All-Pro (Second Team)
Adrian Wilson, (AP)
All-NFL
Larry Fitzgerald, (PFW/PFWA)
All-NFC
Larry Fitzgerald, (PFW/PFWA)
Adrian Wilson, (PFW/PFWA)
Sean Morey, (PFW/PFWA)
All-Rookie
Dominique Rodgers-Cromartie *(The Sporting News)* (PFW/PFWA)

2008
All-Pro (First Team)
Larry Fitzgerald, WR (AP) *(The Sporting News)*
All-Pro (Second Team)
Adrian Wilson, SS (AP)
All-NFL
Larry Fitzgerald, WR (PFW/PFWA)
All-NFC
Larry Fitzgerald, WR (PFW/PFWA)
Adrian Wilson, SS (PFW/PFWA)
Sean Morey, ST (PFW/PFWA)
All-Rookie
Dominique Rodgers-Cromartie, CB *(The Sporting News)* (PFW/PFWA)

2009
All-Pro (First Team)
Adrian Wilson, SS (AP)
All-Pro (Second Team)
Larry Fitzgerald, WR (AP)
Darnell Dockett, DT (AP)
All-Pro (Sporting News)
Larry Fitzgerald, WR, Darnell Dockett, DT
All-NFL
Adrian Wilson, SS (PFW/PFWA)
All-Rookie
Beanie Wells, RB (PFWA)
LaRod Stephens-Howling, ST (PFWA)

2011
All-Pro (First Team)
Patrick Peterson, KR (AP)
All-Pro (Second Team)
Larry Fitzgerald, WR (AP)
All-NFL
Patrick Peterson, PR (PFW/PFWA)
All-Rookie
Patrick Peterson, CB/PR (PFW/PFWA)
All-Pro (Sporting News)
Patrick Peterson, PR

2012
All-Pro (Second Team)
Daryl Washington, LB (AP)

2013
All-Pro (First Team)
Patrick Peterson, CB (AP)
All-Pro (Second Team)
Karlos Dansby, LB (AP)
All-NFL
Patrick Peterson, CB (PFWA)
Justin Bethel, ST (PFWA)
All-NFC
Patrick Peterson, CB (PFWA)
Justin Bethel, ST (PFWA)
All-Rookie
Tyrann Mathieu, CB (PFWA)
Daryl Washington, LB (AP)
Executive of the Year
Steve Keim (Pro Football Talk)

2014
All-Pro (Second Team)
Calais Campbell, DE (AP)
All-NFC
Justin Bethel, ST (PFWA)
Calais Campbell, DE (PFWA)
All-Rookie
Deonne Bucannon, S (PFWA)
Executive of the Year
Steve Keim (Sporting News, Pro Football Talk)
Coach of the Year
Bruce Arians (AP, PFWA, Sporting News)

2015
All-Pro (First Team)
Tyrann Mathieu, S (AP)
Patrick Peterson, CB (AP)
All-Pro (Second Team)
Mike Iupati, G (AP)
Carson Palmer, QB (AP)
All-NFL
Justin Bethel, ST (PFWA)
Tyrann Mathieu, S (PFWA)
Patrick Peterson, CB (PFWA)
All-NFC
Justin Bethel, ST (PFWA)
Tyrann Mathieu, S (PFWA)
Patrick Peterson, CB (PFWA)
Comeback Player of the Year
Carson Palmer, QB (Sporting News)
FedEx Air Player of the Year
Carson Palmer, QB

2016
All-Pro (First Team)
David Johnson, Flex (AP)
All-Pro (Second Team)
Calais Campbell, DT (AP)
All-NFL
David Johnson, RB (PFWA)
All-NFC
David Johnson, RB (PFWA)
Patrick Peterson, CB (PFWA)

2017
All-Pro (First Team)
Chandler Jones, LB (AP, Sporting News)
Budda Baker, ST (AP)
All-NFL
Chandler Jones, OLB (PFWA)
Budda Baker, ST (PFWA)
All-Rookie
Budda Baker, ST (PFWA)

2018
All-Rookie
Zeke Turner, ST (PFWA)

2019
Offensive Rookie of the Year
Kyler Murray, QB (Associated Press)
All-Rookie
Kyler Murray, QB (PFWA)
All-Pro (First Team)
Chandler Jones, Edge (AP)
All-NFL
Chandler Jones (PFWA, Sporting News)

2020
All-Pro (First Team)
Budda Baker, S (Associated Press)
All-Pro (Second Team)
DeAndre Hopkins, WR (Associated Press)
All-Rookie
Isaiah Simmons, LB (PFWA)

2021
All-Pro (Second Team)
Budda Baker, S (Associated Press)

DRAFT HISTORY

CARDINALS FIRST-ROUND DRAFT CHOICES

Year	Player (overall pick)	Position	School
2022	Traded		
2021	Zaven Collins (16)	LB	Tulsa
2020	Isaiah Simmons (8)	LB	Clemson
2019	Kyler Murray (1)	QB	Oklahoma
2018	Josh Rosen (10)	QB	UCLA
2017	Haason Reddick (13)	LB	Temple
2016	Robert Nkemdiche (29)	DT	Mississippi
2015	D.J. Humphries (24)	T	Florida
2014	Deone Bucannon (27)	S	Washington State
2013	Jonathan Cooper (7)	G	North Carolina
2012	Michael Floyd (13)	WR	Notre Dame
2011	Patrick Peterson (5)	CB	Louisiana State
2010	Dan Williams (26)	DT	Tennessee
2009	Beanie Wells (31)	RB	Ohio State
2008	Dominique Rodgers-Cromartie (16)	CB	Tennessee State
2007	Levi Brown (5)	T	Penn State
2006	Matt Leinart (10)	QB	Southern California
2005	Antrel Rolle (8)	CB	Miami (Fla.)
2004	Larry Fitzgerald (3)	WR	Pittsburgh
2003	Bryant Johnson (17)	WR	Penn State
	Calvin Pace (18)	DE	Wake Forest
2002	Wendell Bryant (12)	DT	Wisconsin
2001	Leonard Davis (2)	T	Texas
2000	Thomas Jones (7)	RB	Virginia
1999	David Boston (8)	WR	Ohio State
	L.J. Shelton (21)	T	Eastern Michigan
1998	Andre Wadsworth (3)	DE	Florida State
1997	Tom Knight (9)	CB	Iowa
1996	Simeon Rice (3)	DE	Illinois
1995	Traded		
1994	Jamir Miller (10)	OLB	UCLA
1993	Garrison Hearst (3)	RB	Georgia
	Ernest Dye (18)	T	South Carolina
1992	Traded		
1991	Eric Swann (6)	DL	None
1990	None		
1989	Eric Hill (10)	LB	Louisiana State
	Joe Wolf (17)	OL	Boston College
1988	Ken Harvey (12)	OLB	California
1987	Kelly Stouffer (6)	QB	Colorado State
1986	Anthony Bell (5)	LB	Michigan State
1985	Freddie Joe Nunn (18)	LB	Mississippi
1984	Clyde Duncan (17)	WR	Tennessee
1983	Leonard Smith (17)	CB	McNeese State
1982	Luis Sharpe (16)	T	UCLA
1981	E.J. Junior (5)	LB	Alabama
1980	Curtis Greer (6)	DE	Michigan
1979	Ottis Anderson (8)	RB	Miami (Fla.)
1978	Steve Little (15)	P/K	Arkansas
1978	Ken Greene (19)	DB	Washington State
1977	Steve Pisarkiewicz (19)	QB	Missouri
1976	Mike Dawson (22)	DT	Arizona
1975	Tim Gray (21)	CB	Texas A&M
1974	J.V. Cain (7)	TE	Colorado
1973	Dave Butz (5)	DT	Purdue
1972	Bobby Moore (4)	WR	Oregon
1971	Norm Thompson (17)	DB	Utah
1970	Larry Stegent (8)	RB	Texas A&M
1969	Roger Wehrli (19)	DB	Missouri
1968	MacArthur Lane (13)	RB	Utah State
1967	Dave Williams (16)	WR	Washington
1966	Carl McAdams (8)	LB	Oklahoma
1965	Joe Namath (12)	QB	Alabama
1964	Ken Kortas (9)	T	Louisville
1963	Jerry Stovall (2)	HB	Louisiana State
	Don Brumm (13)	E	Purdue
1962	Fate Echlos (6)	T	Northwestern
	Irv Goode (12)	C	Kentucky
1961	Ken Rice (8)	T	Auburn
1960	George Izo (2)	QB	Notre Dame
1959	Billy Stacy (3)	B	Mississippi State
1958	King Hill (bonus choice)	QB	Rice
	John David Crow (1)	B	Texas A&M
1957	Jerry Tubbs (9)	C	Oklahoma
1956	Joe Childress (6)	B	Auburn
1955	Max Boydston (1)	E	Oklahoma
1954	Lamar McHan (1)	QB	Arkansas
1953	Johnny Olszewski	B	California
1952	Ollie Matson (2)	B	San Francisco
1951	Jerry Groom (5)	C	Notre Dame
1950	Choice to L.A. Rams		
1949	Bill Fischer	G	Notre Dame
1948	Jim Spavital	B	Oklahoma State
1947	DeWitt "Tex" Coulter (6)	T	Army
1946	Dub Jones (1)	B	Tulane
1945	Charley Trippi (1)	B	Georgia
1944	Pat Harder (2)	B	Wisconsin
1943	Glenn Dobbs (3)	B	Tulsa
1942	Steve Lach (4)	G	Duke
	Lloyd Cheatham (14)	B	Auburn
1941	John Kimbrough (2)	B	Texas A&M
1940	George Cafego (1)	B	Tennessee
1939	Ki Aldrich (1)	C	Texas Christian
1938	Jack Robbins (5)	B	Arkansas
	Milt Popovich (15)	B	Montana
1937	Ray "Buzz" Buivid (3)	B	Marquette
1936	Jim Lawrence (5)	B	Texas Christian

Round – Name, Position, School (Overall)

2022
1. Traded to Ravens for Marquise Brown, WR
2. Trey McBride, TE, Colorado State (55)
3a. Cameron Thomas, LB, San Diego State (87)
3b. Myjai Sanders, LB, Cincinnati (100)
6a. Keaontay Ingram, RB, USC (201)
6b. Lecitus Smith, OL, Virginia Tech (215)
7a. Christian Matthew, CB, Valdosta State (244)
7b. Jesse Luketa, LB, Penn State (256)
7c. Marquis Hayes, OL, Oklahoma (257)

2021
1. Zaven Collins, LB, Tulsa (16)
2. Rondale Moore, WR, Purdue (49)
4. Marco Wilson, CB, Florida (136)
6a. Victor Dimukeje, LB, Duke (210)
6b. Tay Gowan, CB, Central Florida (223)
7a. James Wiggins, S, Cincinnati (243)
7b. Michal Menet, OL, Penn State (247)

2020
1. Isaiah Simmons, LB, Clemson (8)
3. Josh Jones, OL, Houston (72)
4a. Leki Fotu, DL, Utah (114)
4b. Rashard Lawrence, DL, Louisiana State (131)
6. Evan Weaver, LB, California (202)
7. Eno Benjamin, RB, Arizona State (222)

2019
1. Kyler Murray, QB, Oklahoma (1)
2a. Byron Murphy, CB, Washington (33)
2b. Andy Isabella, WR, Massachusetts (62)
3. Zach Allen, DL, Boston College (65)
4. Hakeem Butler, WR, Iowa State (103)
5. Deionte Thompson, S, Alabama (139)
6a. KeeSean Johnson, WR, Fresno State (174)
6b. Lamont Gaillard, OL, Georgia (179)
7a. Josh Miles, OL, Morgan State (248)
7b. Michael Dogbe, DL, Temple (249)
7c. Caleb Wilson, TE, UCLA (254)

2018
1. Josh Rosen, QB, UCLA (10)
2. Christian Kirk, WR, Texas A&M (47)
3. Mason Cole, OL, Michigan (97)
4. Chase Edmunds, RB, Fordham (134)
6. Chris Campbell, CB, Penn State (182)
7. Korey Cunningham, OL, Cincinnati (254)

2017
1. Haason Reddick, LB, Temple (13)
2. Budda Baker, S, Washington (36)
3. Chad Williams, WR, Grambling St. (98)
4. Dorian Johnson, G, Pittsburgh (115)
5a. Will Holden, T, Vanderbilt (157)
5b. T.J. Logan, RB, North Carolina (179)
6. Rudy Ford, CB, Auburn (208)

2016
1. Robert Nkemdiche, DT, Mississippi (29)
3. Brandon Williams, CB, Texas A&M (92)
4. Evan Boehm, C, Missouri (128)
5a. Marqui Christian, S, Midwestern State (167)
5b. Cole Toner, G, Harvard (170)
6. Harlan Miller, CB, SE Louisiana (205)

2015
1. D.J. Humphries, T, Florida (24)
2. Markus Golden, OLB, Missouri (58)
3. David Johnson, RB, Northern Iowa (86)
4. Rodney Gunter, DE, Delaware State (116)
5a. Shaq Riddick, OLB, West Virginia (158)
5b. J.J. Nelson, WR, Alabama-Birmingham (159)
7 Gerald Christian, TE, Louisville (256)

2014
1. Deone Bucannon, S, Washington State (27)
2. Troy Niklas, TE, Notre Dame (52)
3a. Kareem Martin, DE, North Carolina (84)
3b. John Brown, WR, Pittsburg State (91)
4. Logan Thomas, QB, Virginia Tech (120)
5. Ed Stinson, DE, Alabama (160)
6. Walt Powell, WR, Murray State (196)

2013
1. Jonathan Cooper, G, North Carolina (7)
2. Kevin Minter, LB, Louisiana State (45)
3. Tyrann Mathieu, S, Louisiana State (69)
4a. Alex Okafor, LB, Texas (103)
4b. Earl Watford, G, James Madison (116)
5. Stepfan Taylor, RB, Stanford (140)
6a. Ryan Swope, WR, Texas A&M (174)
6b. Andre Ellington, RB, Clemson (187)
7. D.C. Jefferson, TE, Rutgers (219)

2012
1. Michael Floyd, WR, Notre Dame (13)
3. Jamell Fleming, CB, Oklahoma (80)
4. Bobby Massie, T, Mississippi (112)
5. Senio Kelemete, G, Washington (151)
6a. Justin Bethel, S, Presbyterian (177)
6b. Ryan Lindley, QB, San Diego State (185)
7. Nate Potter, T, Boise State (221)

2011
1. Patrick Peterson, CB, Louisiana State (5)
2. Ryan Williams, RB, Virginia Tech (38)
3. Rob Housler, TE, Florida Atlantic (69)
4. Sam Acho, LB, Texas (103)
5. Anthony Sherman, FB, UConn (136)
6a. Quan Sturdivant, LB, North Carolina (171)
6b. David Carter, DE, UCLA (184)
7. DeMarco Sampson, WR, San Diego State (249)

2010
1. Dan Williams, DT, Tennessee (26)
2. Daryl Washington, LB, Texas Christian (47)
3. Andre Roberts, WR, The Citadel (88)
4. O'Brien Schofield, OLB, Wisconsin (130)
5. John Skelton, QB, Fordham (155)
6. Jorrick Calvin, CB, Troy (201)
7. Jim Dray, TE, Stanford (233)

2009
1. Beanie Wells, RB, Ohio State (31)
2. Cody Brown, OLB, UConn (63)
3. Rashad Johnson, S, Alabama (95)
4. Greg Toler, CB, Saint Paul's College (131)
5. Herman Johnson, G, Louisiana State (167)
6. Will Davis, OLB, Illinois (204)
7a. LaRod Stephens-Howling, RB, Pittsburgh (240)
7b. Trevor Canfield, G, Cincinnati (254)

2008
1. Dominique Rodgers-Cromartie, CB, Tennessee State (16)
2. Calais Campbell, DE, Miami (Fla.) (50)
3. Early Doucet, WR, Louisiana State (81)
4. Kenny Iwebema, DE, Iowa (116)
5. Tim Hightower, RB, Richmond (149)
6. Chris Harrington, LB, Texas A&M (185)
7. Brandon Keith, T, Northern Iowa (225)

2007
1. Levi Brown, T, Penn State (5)
2. Alan Branch, DT, Michigan (33)
3. Buster Davis, LB, Florida State (69)
5. Steve Breaston, WR, Michigan (142)
7. Ben Patrick, TE, Delaware (215)

2006
1. Matt Leinart, QB, Southern California (10)
2. Deuce Lutui, G, Southern California (41)
3. Leonard Pope, TE, Georgia (72)
4. Gabe Watson, DT, Michigan (107)
5. Brandon Johnson, OLB, Louisville (142)
6. Jonathan Lewis, DT, Virginia Tech (177)
7. Todd Watkins, WR, Brigham Young (218)

2005
1. Antrel Rolle, CB, Miami (Fla.) (8)
2. J.J. Arrington, RB, California (44)
3a. Eric Green, CB, Virginia Tech (75)
3b. Darryl Blackstock, LB, Virginia (95)
4. Elton Brown, G, Virginia (111)
5. Lance Mitchell, LB, Oklahoma (168)
7. LeRon McCoy, WR, Indiana (Pa.) (226)

2004
1. Larry Fitzgerald, WR, Pittsburgh (3)
2. Karlos Dansby, LB, Auburn (33)
3. Darnell Dockett, DT, Florida State (64)
4. Alex Stepanovich, C, Ohio State (100)
5. Antonio Smith, DE, Oklahoma State (135)
6. Nick Leckey, G, Kansas State (167)
7. John Navarre, QB, Michigan (202)

2003
1a. Bryant Johnson, WR, Penn State (17)
1b. Calvin Pace, DE, Wake Forest (18)
2. Anquan Boldin, WR, Florida State (54)
3. Gerald Hayes, LB, Pittsburgh (70)
5. Kenny King, DE, Alabama (141)
6a. Reggie Wells, T, Clarion (177)
6b. Tony Gilbert, LB, Georgia (210)
7. Traded to Detroit for WR Larry Foster

2002
1. Wendell Bryant, DT, Wisconsin (12)
2. Levar Fisher, LB, North Carolina State (49)
3a. Josh McCown, QB, Sam Houston State (81)
3b. Dennis Johnson, DE, Kentucky (98)
4. Nate Dwyer, DT, Kansas (113)
5. Jason McAddley, WR, Alabama (149)
6. Josh Scobey, RB, Kansas State (185)
7. Mike Banks, TE, Iowa State (223)

2001
1. Leonard Davis, T, Texas (2)
2a. Kyle Vanden Bosch, DE, Nebraska (34)
2b. Michael Stone, CB, Memphis (54)
3. Adrian Wilson, S, North Carolina State (64)
4a. Bill Gramatica, K, South Florida (98)
4b. Marcus Bell, DT, Memphis (123)
5. Mario Fatafehi, DT, Kansas State (133)
6. Bobby Newcombe, WR, Nebraska (166)
7a. Renaldo Hill, CB, Michigan State (202)
7b. Tevita Ofahengaue, TE, Brigham Young (246)

2000
1. Thomas Jones, RB, Virginia (7)
2. Ray Thompson, OLB, Tennessee (41)
3. Darwin Walker, DT, Tennessee (71)
4. David Barrett, CB, Arkansas (102)
5a. Mao Tosi, DL, Idaho (136)
5b. Jay Tant, TE, Northwestern (164)
6. Jabari Issa, DL, Washington (176)
7. Sékou Sanyika, OLB, California (215)

1999
1a. David Boston, WR, Ohio State (8)
1b. L.J. Shelton, T, Eastern Michigan (21)
2. Johnny Rutledge, LB, Florida (51)
3. Thomas Burke, DE, Wisconsin (83)
4. Joel Makovicka, FB, Nebraska (116)
5a. Paris Johnson, S, Miami (Ohio) (155)
5b. Yusuf Scott, G, Arizona (168)
6a. Coby Rhinehart, CB, S. Methodist (190)
6b. Melvin Bradley, LB, Arkansas (202)
6c. Dennis McKinley, FB, Mississippi St. (206)
7. Chris Greisen, QB, N.W. Missouri St. (239)

1998
1. Andre Wadsworth, DE, Florida State (3)
2. Corey Chavous, DB, Vanderbilt (33)
3. Anthony Clement, T, S.W. Louisiana (36)
4. Michael Pittman, RB, Fresno State (95)
5. Terry Hardy, TE, Southern Mississippi (125)
6. Zack Walz, LB, Dartmouth (158)
7a. Phil Savoy, WR, Colorado (193)
7b. Jomo Cousins, DE, Florida A&M (209)
7c. Pat Tillman, LB/DB, Arizona State (226)
7d. Ron Janes, FB, Missouri (233)

1997
1. Tom Knight, CB, Iowa (9)
2. Jake Plummer, QB, Arizona State (42)
3. Ty Howard, CB, Ohio State (84)
4. Chris Dishman, OL, Nebraska (106)
5. Chad Carpenter, WR, Washington State (139)
6a. Rod Brown, FB, North Carolina State (175)
6b. Tony McCombs, LB, Eastern Kentucky (188)
7. Mark Smith, DE, Auburn (212)

1996
1. Simeon Rice, DE, Illinois (3)
2. Leeland McElroy, RB, Texas A&M (32)
3. Johnny McWilliams, TE, Southern California (64)
4. Aaron Graham, C, Nebraska (112)
5a. James Dexter, T, South Carolina (137)
5b. Harry Stamps, T, Oklahoma (161)
5c. Dell McGee, CB, Auburn (162)
6. Mike Foley, DT, New Hampshire (169)
7. Jarius Hayes, TE, North Alabama (212)

1995
1. Traded to Jets for Rob Moore, WR
2. Frank Sanders, WR, Auburn (47)
3. Stoney Case, QB, New Mexico (80)
4. Traded to Jets for Rob Moore, WR
5a. Cedric Davis, CB, Tennessee State (150)
5b. Lance Scott, C, Utah (165)
5c. Tito Paul, DB, Ohio State (167)
6. Anthony Bridges, CB, North Texas State (205)
7a. Billy Williams, WR, Tennessee (212)
7b. Wesley Leasy, LB, Mississippi State (224)
7c. Chad Eaton, DT, Washington State (241)

1994
1. Jamir Miller, OLB, UCLA (10)
2. Chuck Levy, RB, Arizona (38)
3a. Rich Braham, G, West Virginia (76)
3b. Eric England, DE, Texas A&M (89)
4a. Perry Carter, CB, Southern Mississippi (107)
4b. John Reece, CB, Nebraska (113)
4c. Terry Irving, OLB, McNeese State (115)
5. Anthony Redmon, G, Auburn (139)
6. Terry Samuels, TE, Kentucky (172)
7. Frank Harvey, FB, Georgia (204)

1993
1a. Garrison Hearst, RB, Georgia (3)
1b. Ernest Dye, T, South Carolina (18)
2. Ben Coleman, T, Wake Forest (32)
4. Ronald Moore, RB, Pittsburg State (Kan.) (87)
6. Brett Wallerstedt, LB, Arizona State (143)
7. Will White, S, Florida (172)
8a. Chadrick Brown, DE, Mississippi (199)
8b. Stevie Anderson, WR, Grambling State (215)

1992
1. Traded to Miami Dolphins Sept. 3, 1991 for Randal Hill, WR.
2. Tony Sacca, QB, Penn State (46)
3. Ed Cunningham, C, Washington (61)
4a. Jeff Christy, OL, Pittsburgh (91)
4b. Michael Bankston, NG, Sam Houston St. (100)
5. Traded to New Orleans Saints with G Derek Kennard for Robert Massey, CB.
6. Brian Brauninger, T, Oklahoma (146)
7. Derek Ware, TE, Central State (Okla.) (175)
8. Eric Blount, WR, North Carolina (202)
9a. David Henson, NG, Arkansas Central (229)
9b. Tyrone Williams, WR, Western Ontario (239)
10. Reggie Yarbrough, FB, Calif. St.-Fullerton (259)
11. Rob Baxley, T, Iowa (286)
12. Lance Wilson, NG, Texas (313)

1991
1. Eric Swann, DL, None (6)
2. Mike Jones, DT, North Carolina State (32)
3. Aeneas Williams, CB, Southern (59)
4. Dexter Davis, CB, Clemson (86)
5. Vance Hammond, DT, Clemson (117)
6. Ed Vega, T, Memphis State (144)
7. Ivory Lee Brown, RB, Arkansas-Pine Bluff (171)
8a. Greg Amsler, RB, Tennessee (198)
8b. Jerry Evans, TE, Toledo (204)
8c. Scott Evans, DE, Oklahoma (209)
9. None
10. Herbie Anderson, CB, Texas A&I (255)
11. Nathan LaDuke, S, Arizona State (282)
12. Jeff Bridewell, QB, California-Davis (309)

1990
1. None. (Exercised in July, 1989 supplemental draft for Timm Rosenbach, QB)
2. Anthony Thompson, RB, Indiana (31)
3. Ricky Proehl, WR, Wake Forest (58)
4. Travis Davis, DL, Michigan State (85)
5. Larry Centers, RB, Stephen F. Austin (115)
6. Tyrone Shavers, WR, Lamar (142)
7. Johnny Johnson, RB, San Jose State (169)
8. Mickey Washington, CB, Texas A&M (199)
9. David Bavaro, LB, Syracuse (225)
10. David Elle, TE, South Dakota (252)
11. Dempsey Norman, WR, St. Francis (IL) (282)
12a. Donnie Riley, RB, Central Michigan (308)
12b. Ken McMichel, LB, Oklahoma (330)

1989
1a. Eric Hill, LB, Louisiana State (10)
1b. Joe Wolf, OL, Boston College (17)
2. Walter Reeves, TE, Auburn (40)
3. Mike Zandofsky, OL, Washington (67)
4. Jim Wahler, DL, UCLA (94)
5a. Richard Tardits, OB, Georgia (123)
5b. David Edeen, DE, Wyoming (128)
6. Jay Taylor, CB, San Jose State (150)
7. Rickey Royal, CB, Sam Houston State (177)
8. John Burch, RB, Tennessee-Martin (207)
9. Kendall Trainor, K, Arkansas (234)
10. Chris Becker, P, Texas Christian (261)
11. Jeff Hunter, DE, Albany State (Ga.) (291)
12. Todd Nelson, OL, Wisconsin (318)

1988
1. Ken Harvey, OLB, California (12)
2. Tony Jeffery, RB, Texas Christian (38)
3. Tom Tupa, QB/P, Ohio State (68)
4. Michael Brim, CB, Virginia Union (95)
5a. Chris Gaines, ILB, Vanderbilt (120)
5b. Tony Jordan, RB, Kansas State (132)
6. Jon Phillips, G, Oklahoma (148)
7. Ernie Jones, WR, Indiana (179)
8. Tim Moore, OLB, Michigan State (206)
9. Scott Dill, G, Memphis State (233)
10. Andy Schillinger, WR, Miami (Ohio) (260)
11. Keith McCoy, DB, Fresno State (291)
12. Chris Carrier, S, Louisiana State (318)

1987
1. Kelly Stouffer, QB, Colorado State (6)
2. Tim McDonald, DB, Southern California (34)
3a. Robert Awalt, TE, San Diego State (62)
3b. Colin Scotts, DE, Hawaii (70)
4. Rod Saddler, DT, Texas A&M (90)
5a. George Swarn, RB, Miami (Ohio) (118)
5b. John Bruno, P, Penn State (126)
5c. Ilia Jarostchuk, LB, New Hampshire (127)
6. Mark Garalczyk, DT, Western Michigan (146)
7a. Tim Peoples, DB, Washington (174)
7b. William Harris, TE, Bishop (Texas) (195)
8. Steve Alvord, DT, Washington (201)
9. Wayne Davis, LB, Alabama (229)
10. Charles Wright, DB, Tulsa (257)
11. Todd Peat, G, Northern Illinois (285)

1986
1. Anthony Bell, LB, Michigan State (5)
2. John Lee, K, UCLA (32)
3. Gene Chilton, C, Texas (59)
4. Carl Carter, CB, Texas Tech (89)
5. Jeff Tupper, DE, Oklahoma (116)
7. Eric Swanson, WR, Tennessee (170)
8. Ray Brown, OL, Arkansas State (201)
9. Kent Kafentzis, S, Hawaii (227)
10a. Vai Sikahema, FB, Brigham Young (254)
10b. Wes Smith, WR, East Texas State (255)
11. Wayne Dillard, LB, Alcorn State (281)
12. Kent Austin, QB, Mississippi (312)

1985
1. Freddie Joe Nunn, LB, Mississippi (18)
2. Scott Bergold, T, Wisconsin (51)
3. Lance Smith, G, Louisiana State (72)
4. Ron Wolfley, RB, West Virginia (104)
5a. K.D. Dunn, TE, Clemson (116)
5b. Louis Wong, T, Brigham Young (131)
6. Jay Novacek, WR, Wyoming (158)
8. Rob Monaco, T, Vanderbilt (212)
9. Scott Williams, TE, Georgia (244)
10. Dennis Williams, RB, Furman (271)
11. Ricky Anderson, K, Vanderbilt (298)
12. Lonnie Young, DB, Michigan State (325)

1984
1. Clyde Duncan, WR, Tennessee (17)
2. Doug Dawson, G, Texas (45)
3. Rick McIvor, QB, Texas (80)
4. Martin Bayless, S, Bowling Green (101)
5a. Jeff Leiding, LB, Texas (129)
5b. John Goode, TE, Youngstown State (136)
6. Rod Clark, LB, Southwest Texas State (157)
7. Quentin Walker, RB, Virginia (185)
8a. Falaniko Noga, LB, Hawaii (201)
8b. Bob Paulling, K, Clemson (213)
9. John Walker, RB, Texas (241)
10. Mark Smythe, DT, Indiana (269)
11. Kyle Mackey, QB, East Texas State (296)
12. Paul Parker G, Oklahoma (325)

1983
1. Leonard Smith, CB, McNeese State (17)
2. Cedric Mack, CB, Baylor (44)
3. Ramsey Dardar, DT, Louisiana State (71)
4a. Mark Duda, DT, Maryland (96)
4b. Lionel Washington, DB, Tulane (103)
5. Steve Bird, WR, Eastern Kentucky (130)
6. George Schmitt, CB, Delaware (157)
7. Carlos Scott, C, Texas (184)
8. Bob Harris, S, Auburn (211)
9. Otis Brown, RB, Jackson State (242)
10. Tim Lucas, LB, California (269)
11. Aaron Williams, RB, Washington (296)
12. James Lane, LB, Alabama State (323)

1982
1. Luis Sharpe, T, UCLA (16)
2. David Galloway, DE, Florida (38)
3a. Benny Perrin, DB, Alabama (65)
3b. Rusty Guilbeau, DE, McNeese State (73)
4. Tootie Robbins, T, East Carolina (90)
5a. Vance Bedford, DB, Texas (119)
5b. Earl Ferrell, RB, E. Tennessee State (125)
6. Craig Shaffer, LB, Indiana State (150)
7. Bob Sebro, T, Colorado (178)
8. Chris Lindstrom, DT, Boston University (205)
9. Darnell Dailey, LB, Maryland (232)
10. Eddie McGill, TE, Western Carolina (259)
11. James Williams, DE, North Carolina A&T (290)
12. Bob Atha, K, Ohio State (317)

1981
1. E.J. Junior, LB, Alabama (5)
2. Neil Lomax, QB, Portland State (33)
3. Jeff Griffin, DB, Utah (61)
4. Steve Rhodes, WR, Oklahoma (88)
5. John Gillen, LB, Illinois (116)
6. Dave Ahrens, LB, Wisconsin (143)
7. Kevin Donnalley, DB, North Dakota State (171)
8. Mike Fisher, WR, Baylor (198)
9. Stump Mitchell, RB, Citadel (226)
10a. James Mallard, WR, Alabama (253)
10b. Jim Joiner, WR, Miami (263)
11. Mike Sherrod, TE, Illinois (281)
12. Joe Adams, G, Nebraska (309)

1980
1. Curtis Greer, DE, Michigan (6)
2. Doug Marsh, TE, Michigan (33)
3a. John Sinnott, RT, Brown (60)
3b. Charles Baker, LB, New Mexico (81)
4. Rusty Lisch, QB, Notre Dame (89)
5. (Traded to Kansas City)
6. Bill Acker, DT, Texas (142)
7. Ben Apuna, LB, Arizona State (171)
8a. Dupree Branch, DB, Colorado State (198)
8b. Grant Hudson, DT, Virginia (211)
9. Stafford Mays, DE, Washington (225)
10. Rush Brown, DT, Ball State (255)
11. Delrick Brown, DB, Houston (282)
12. Tyrone Gray, WR, Washington State (309)

1979
1. Ottis Anderson, RB, Miami (8)
2a. Theotis Brown, RB, UCLA (35)
2b. Calvin Favron, LB, Southeast Louisiana (46)
3. Joe Bostic, T, Clemson (64)
4. Roy Green, WR, Henderson State (89)
5a. Steve Henry, DB, Emporia State (118)
5b. Mark Bell, WR, Colorado State (130)
6. Thomas Lott, RB, Oklahoma (144)
7. Kirk Gibson, WR, Michigan State (173)
8. Larry Miller, LB, Brigham Young (199)
9. Bob Rozier, DE, California (228)
10. Jerry Holloway, TE, Western Illinois (255)
11. Nate Henderson, T, Florida State (283)
12. Rick McBride, LB, Georgia (309)

1978
1a. Steve Little, P/K, Arkansas (15)
1b. Ken Greene, DB, Washington State (19)
2. John Barefield, LB, Texas A&I (42)
3. Doug Greene, DB, Texas A&I (69)
4a. George Collins, G, Georgia (96)
4b. Jim Childs, WR, Calif. Poly-San Luis Obispo (97)
5. Earl Carr, RB, Florida (124)
6. Jack Williams, DE, Bowling Green (151)
7. Dave Stief, WR, Portland State (181)
9. Joe Mosley, TE, Central State (Ohio) (235)
10. Randy Gill, LB, San Jose State (265)
12. Anthony Clay, LB, South Carolina State (319)

1977
1a. Traded to Atlanta
1b. Steve Pisarkiewicz, QB, Missouri (19)
2. George Franklin, RB, Texas A&I (47)
3a. Kurt Allerman, LB, Penn State (78)
3b. Terdell Middleton, RB, Memphis State (80)
4. Traded to Cincinnati
5a. Ernest Lee, DT, Texas (131)
5b. Andy Spiva, LB, Tennessee (135)
6. Traded to Philadelphia
7. Traded to Cleveland
8. Eric Williams, LB, Southern California (216)
9. Johnny Jackson, DT, Southern (243)
10. Jim LeJay, WR, San Jose State (270)
11. Greg Lee, DB, Western Illinois (301)
12. Rick Fenlaw, LB, Texas (328)

1976
1. Mike Dawson, DT, Arizona (22)
2. Traded To Buffalo
3. Brad Oates, T, Brigham Young (83)
4. Pat Tilley, WR, Louisiana Tech (114)
5. Wayne Morris, RB, Southern Methodist(141)
6. Traded to San Francisco
7. Phil Rogers, RB, Virginia Tech (203)
8. Randall Burks, WR, S.E. Oklahoma State (233)
9. Traded to Denver
10. Randy Walker, RB, Bethune-Cookman (285)
11. Marty Atkins, S, Texas (315)
12. Traded to Miami
13. Greg Brewton, T, Michigan State (369)
14. Raymond Crosier, DE, Abilene Christian (399)
15. Lee Nelson, S, Florida State (420)
16. Cecil Beaird, WR, Fisk (453)
17. Dan Myers, S, Georgia Tech (483)

1975
1. Tim Gray, CB, Texas A&M (21)
2. Jim Germany, RB, New Mexico State (46)
3. Traded to San Francisco
4. Traded to New Orleans
5. Harvey Goodman, T, Colorado (124)
6. Larry Jameson, DT, Indiana (152)
7. Steve Beaird, RB, Baylor (177)
8a. John Adams, DT, West Virginia (188)
8b. Louis Lauriano, CB, Long Beach State (202)
9. Traded to San Francisco
10. Mike McGraw, LB, Wyoming (255)
11. Jerry Latin, RB, Northern Illinois (280)
12. Ben Jones, WR, Louisiana State (308)
13. Steve Lindgren, DT, Hamline (Minn) (333)
14. Ritch Bahe, WR, Nebraska (358)
15. Ron Franklin, DT, Boise State (386)
16. Mark Miller, WR, Missouri (411)
17. Ken Monroe, RB, Indiana State (436)

1974
1. J.V. Cain, TE, Colorado (7)
2. Greg Kindle, T, Tennessee State (33)
3. Steve George, T, Houston (60)
4a. Durwood Keeton, DB, Oklahoma (85)
4b. Ike Harris, WR, Iowa State (91)
5. Steve Neils, LB, Minnesota (111)
6. Traded to N.Y. Jets
7. Traded to Cleveland
8. Sergio Albert, K, U.S. International (189)
9. Reggie Harrison, RB, Cincinnati (215)
10. Greg Hartle, LB, Newberry (S.C.) (251)
11. Traded to N.Y. Jets
12. Roger Wallace, WR, Bowling Green (293)
13. Jimmy Poulis, RB, Georgia (319)
14. Charles Smith, RB, Yankton (SD) (345)
15. Vincent Ancell, DB, Arkansas State (371)
16. Alonzo Emery, RB, Arizona State (397)
17. John Moseley, DB, Missouri (423)

1973
1. Dave Butz, DT, Purdue (5)
2. Gary Keithley, QB, Texas-El Paso (45)
3a. Fred Sturt, G, Bowling Green (59)
3b. Terry Metcalf, RB, Long Beach State (63)
4. Traded to San Diego
5. Tom Brahaney, C, Oklahoma (109)
6a. Dwayne Crump, DB, Fresno State (137)
6b. Phil Andre, DB, Washington (148)
7. Ken Jones, T, Oklahoma (164)
8. Ken Garrett, RB, Wake Forest (188)
9. Ken King, LB, Kentucky (213)

10. Bonnie Sloan, DT, Austin-Peay (242)
11. Dan Sanspree, DE, Auburn (267)
12. Dean Unruh, T, Oklahoma (292)
13. Ed Robinson, DB, Lamar (317)
14. Dan Peiffer, G, Southeast Missouri State (346)
15. Mel Parker, LB, Duke (371)
16. Jim Hann, LB, Montana (396)
17. Eric Crone, QB, Harvard (421)

1972

1. Bobby Moore, WR, Oregon (4)
2. Mark Arneson, LB, Arizona (32)
3. Tom Beckman, DE, Michigan (57)
4a. Jeff Lynam, LB, Brigham Young (82)
4b. Martin Imhof, DT, San Diego State (84)
5. Conrad Dobler, G, Wyoming (110)
6. Don Heater, RB, Montana Tech (135)
7. Council Rudolph, DE, Kentucky State (160)
8. Bob Wicks, WR, Utah State (188)
9. Gene Macken, C, South Dakota (213)
10a. Eric Washington, DB, Texas-El Paso (238)
10b. Mike Franks, QB, E. New Mexico (250)
11. Ron Jones, LB, Arkansas (265)
12. Tommy Gay, DT, Arkansas AM&N (291)
13. Tom Campana, DB, Ohio State (316)
14. Pat McTeer, K, New Mexico State (344)
15. Mark Herman, TE, Yankton (S.D.) (369)
16. Henry Alford, DE, Pittsburgh (394)
17. Kent Carter, LB, Southern California (422)

1971

1. Norm Thompson, DB, Utah (17)
2. Dan Dierdorf, T, Michigan (43)
3. Jim Livesay, WR, Richmond (61)
4. Larry Willingham, DB, Auburn (95)
5. Rocky Wallace, LB, Missouri (121)
6. Mel Gray, WR, Missouri (147)
7. Jim Cooch, DB, Colorado (173)
8. Ron Yankowski, DE, Kansas State (199)
9. Mike Savoy, WR, Black Hills (S.D.) (225)
10. Ron Miller, T, McNeese State (251)
11. Rick Ogle, LB, Colorado (277)
12. Tim Von Dulm, QB, Portland State (303)
13. Jeff Allen, DB, Iowa State (329)
14. Doug Klausen, T, Arizona (355)
15. Ted Heiskell, RB, Houston (381)
16. Lawrence Brame, LB, Western Kentucky (407)
17. Preston Watkins, WR, Bluefield State (W.V.) (433)

1970

1. Larry Stegent, RB, Texas A&M (8)
2a. Jim Corrigall, LB, Kent State (33)
2b. Chuck Hutchison, G, Ohio State (38)
3a. Charlie Pittman, RB, Penn State (58)
3b. Eric Harris, DB, Colorado (69)
4a. Greg Lens, DT, Trinity (Texas) (86)
4b. Don Parish, LB, Stanford (91)
5a. Tom Lloyd, T, Bowling Green (111)
5b. Barry Pierson, DB, Michigan (127)
6. James Manuel, T, Toledo (136)
7. Jim McFarland, TE, Nebraska (164)
8a. Tom Banks, C, Auburn (189)
8b. Mike Holmgren, QB, Southern California (201)
9. Paul White, RB, Texas-El Paso (214)
10. Tony Plummer, DB, Pacific (242)
11. Mike Siwek, DT, Western Michigan (267)
12. Charles Collins, WR, Kansas State (292)
13. Jack Thomas, G, Mississippi State (320)
14. Ray Groth, WR, Utah (345)
15. Ron Wilson, WR, Illinois (370)
16. Gary Fowler, RB, California (398)
17. Cliff Powell, LB, Arkansas (423)

1969

1. Roger Wehrli, DB, Missouri (19)
2. Rolf Kruger, DT, Texas A&M (35)
3a. Chip Healy, LB, Vanderbilt (71)
3b. Terry Brown, DB, Oklahoma State (73)
4. Bill Rhodes, G, Florida State (97)
5a. Walter Shockley, RB, San Jose State (108)
5b. Gene Huey, FL, Wyoming (123)
6. Amos Van Pelt, RB, Ball State (149)
7. Traded to Pittsburgh
8. Wayne Mulligan, C, Clemson (201)
9. Cal Snowden, DE, Indiana (227)
10. Gerald Warren, K, North Carolina State (252)
11. Gary Kerl, LB, Utah (279)
12. Howard Taylor, RB, New Mexico State (305)
13. Richard Heinz, DT, Santa Barbara (331)
14. Ed Roseborough, QB, Arizona State (357)
15. Fritz Latham, T, Tuskegee (Ala.) (383)
16. Junior Riggins, RB, Kansas (409)
17. George Hummer, C, Arizona State (435)

1968

1. MacArthur Lane, RB, Utah State (13)
2a. Fred Hyatt, FL, Auburn (40)
2b. Robert Atkins, DB, Grambling (42)
3. Traded to Green Bay
4a. Don Fitzgerald, RB, Kent State (87)
4b. Joe Schmiesing, LB, New Mexico State (96)
5. Rocky Rosema, LB, Michigan (123)
6. Frank Lane, LB, Stephen F. Austin (151)
7. Frank Henry, FL, Wake Forest (177)
8. Jerry Daanen, FL, Miami (Fla.) (205)
9. Billy Sinkule, DE, Central Michigan (231)
10. Tom Busch, FL/K, Iowa State (259)
11. Larry Slagle, G, UCLA (285)
12. Vern Emerson, T, Minnesota-Duluth (313)
13. Mack Sauls, DB, Southwest Texas (339)
14. Vic Bender, C, N.W. Louisiana State (367)
15. Dave Lovich, DE, Northwest Louisiana (393)
16. Dan Lankas, LB, Kansas State (421)
17. Robert Lee, FL, Minnesota (447)

1967

1. Dave Williams, E, Washington (16)
2. Bob Rowe, DE, Western Michigan (43)
3. Vidal Carlin, QB, North Texas State (69)
4. Mike Barnes, DB, Arlington State (97)
4. Andy Bowling, LB, Virginia Tech (105)
5. Jamie Rivers, TE, Bowling Green (123)
6. Mike Campbell, HB, Lenoir-Rhyne (150)
7. Joe Randall, K, Brown (175)
8. Mike Gold, T, Utah State (193)
9. Ted Wheeler, TE, West Texas State (227)
10. Lavern Barrs, DB, Furman (254)
11. Ed Marcontell, G, Lamar Tech (279)
12. Steve Dundas, FL, Pomona (305)
13. Bob Duncum, T, West Texas State (331)
14. Bo Hickey, FB, Maryland (357)
15. Phil Wosilius, LB, Syracuse (383)
16. Phil Spiller, DB, Los Angeles State (410)
17. Terry Bacigalupo, DE, Oklahoma State (435)

1966

1. Carl McAdams, LB, Oklahoma (8)
2. Harold Lucas, T, Michigan State (23)
3. Dave Long, DE, Iowa (43)
4. Gary Snook, QB, Iowa (58)
*5. Jack Clancy, FL, Michigan (73)
*6. Tim Van Galder, QB, Iowa State (88)
*7. Charles Artwright, T, Georgia (102)
*8. Dan Goich, E, California (121)
9. Charles Bryant, FL, Allen (S.C.) (135)
10. Mike Ringer, HB, Oklahoma (149)
11. Bobby Williams, HB, Central State (Okla.) (163)
12. Rickey Johnson, T, Clemson (177)
13. James Brown, G, Nebraska (196)
*14. LaVerle Pratt, LB, Idaho (210)
15. Darryl Alleman, E, Wyoming (224)
16. Dick Kasperek, C, Iowa State (238)
*17. Benny Russell, QB, Louisville (252)
18. Willie Jones, DE, Kansas State (271)
19. Tony Golmont, HB, North Carolina State (285)
20. Tom Gallagher, DE, Indiana (299)

1965

1. Joe Namath, QB, Alabama (12)
2. Dave Simmons, LB, Georgia Tech (26)
*3. Ray Ogden, E, Alabama (40)
4. Johnny Roland, RB, Missouri (54)
5. Bob Bonds, HB, San Jose State (68)
*6. Glenn Hines, T, Arkansas (82)
7. Frank Roy, E, Utah (96)
8. John Meyer, LB, Notre Dame (110)
*9. Jimmy Heidel, HB, Mississippi (124)
*10. Chuck Drulis, Jr., E, Duke (138)
11. Bud French, HB, Alabama (152)
12. Glen Sasser, E, North Carolina State (166)
13. Steve Murphy, HB, Northwestern (180)
14. Mike Alford, C, Auburn (194)
15. Harlan Lane, HB, Baylor (208)
16. Carl Silvestri, HB, Wisconsin (222)
17. Mike Melinkovich, T, Grays Harbor J.C. (Wash.) (236)
18. Ed McQuarters, G, Oklahoma (250)
*19. Roy Shivers, HB, Utah State (264)
20. Anthony Giacobazzi, E, Iowa (278)

1964

1. Ken Kortas, T, Louisville (9)
2. Herschel Turner, G, Kentucky (24)
*3. Remi Prudhomme, T, Louisiana State (37)
4. Traded to N.Y. Giants
*5. Charles Brooks, E, Michigan State (65)
6. Richard Bowman, E, Syracuse (80)
*7. Jerry Lamb, E, Arkansas (93)
8a. Robert Johnson, E, Wisconsin (104)
8b. George Bednar, G, Notre Dame (108)
9. Willie Ross, HB, Nebraska (121)
*10. Anthony Lawrence, T, Bowling Green (136)
11. Richard Hard, T, Wenatchee Valley J.C. (Wash.) (149)
12. Rick Sortun, G, Washington (164)
13. Jake Adams, E, Virginia Tech (177)
14. Leonard Slaby, C, Syracuse (192)
15. Clifford Stallings, HB, New Mexico (205)
16. Jack Anderson, RB, Ripon (Wisc.) (220)
*17. John Evans, T, Memphis (233)
18. Dave Hoover, HB, Iowa State (248)
*19. Bob Young, T, Howard Payne (261)
20. Ralph Kubinski, G, Missouri (276)

1963

1a. Jerry Stovall, HB, Louisiana State (2)
1b. Don Brumm, E, Purdue (13)
2. Bob Reynolds, T, Bowling Green (17)
3. Dan Brabham, DE, Arkansas (30)
*3b. Mike Fracchia, HB, Alabama (33)
4. Don Estes, T, Louisiana State (45)
5. Bill Thornton, HB, Nebraska (58)
6. Bob Paremore, HB, Florida A&M (73)
7. Jim Moss, T, South Carolina (86)
8. Jim Cook, G, Oklahoma (101)
*9. Willis Crenshaw, HB, Kansas State (114)
10. Jackie Smith, E, Northwest Louisiana (129)
11. Jim Burson, HB, Auburn (142)
*12. Chuck Walker, G, Duke (157)
13. Alex Zyskowski, HB, Wichita State (170)
14. Paul Lea, HB, Oklahoma (185)
15. Ed Scrutchins, E, Toledo (198)
16. John Slafkosky, T, Notre Dame (213)
17. Dave Meggyesy, LB, Syracuse (226)
18. Larry Stallings, LB, Georgia Tech (241)
19. Darnell Haney, T, Utah State (254)
*20. Bill Clay, E, Arkansas (269)

1962

1a. Fate Echols, T, Northwestern (6)
1b. Irv Goode, C, Kentucky (12)
2. Robert Jackson, FB, New Mexico State (19)
3. Charley Bryant, E, Ohio State (34)
*4. Roger Kochman, HB, Penn State (47)
5. Bill Rice, E, Alabama (69)
6. John Elwell, E, Purdue (75)
7. Bill Kirchiro, G, Maryland (90)
*8. George Cross, T, Auburn (103)
9. Wilburn Hollis, QB, Iowa (118)
10. George Francovitch, G, Syracuse (131)
11. James Saxton, HB, Texas (146)
12. Bob O'Billovich, HB, Montana State (159)
13. Bill Diamond, G, Miami (Fla.) (174)
14. George Mans, E, Michigan (187)
15. Dick Barlund, E, Maryland (202)
16. Bill Wegener, G, Missouri (215)
17. Don Kasso, HB, Oregon State (230)
18. Don Donatelli, C, Florida State (243)
19. Don Smith, HB, Langston (Okla.) (258)
20. Judge Dickson, HB, Minnesota (271)

1961

1. Ken Rice, T, Auburn (8)
2. Fred Arbanas, E, Michigan State (22)
*3. Billy Wilson, T, Auburn (31)
4. Ron McDole, T, Nebraska (50)
5. Glenn Bass, WR, East Carolina (64)
6a. Dale Evans, HB, Kansas State (78)
*6b. Dick Thornton, QB, Northwestern (83)
*7a. George Hultz, T, Southern Mississippi (92)
7b. Al Bemiller, C, Syracuse (94)
8. Marshall Starks, HB, Illinois (106)
*9. Charles Graning, HB, Georgia Tech (120)
*10. Jim King, T, Clemson (134)
11. Bill Kinnune, G, Washington (148)
12. Mike Stock, HB, Northwestern (162)
13. Ernie McMillan, T, Eastern Illinois (176)
14. Bob Elliot, FB, North Carolina (190)
15. Mel West, HB, Missouri (204)
16. Jake Bradley, T, Florida A&M (218)
17. Pat Fischer, HB, Nebraska (232)
18. Art Browning, G, Duke (246)
19. Dick Schnell, T, Wyoming (260)
20. Leo Reed, E, Colorado State (274)

1960

1. George Izo, QB, Notre Dame (2)
2a. Harold Olson, T, Clemson (13)
2b. Mike McGee, G, Duke (14)
3a. Hugh McInnis, E, Southern Mississippi (26)
3b. Charles Ellzey, C, Southern Mississippi (29)
4a. Willie West, HB, Oregon (37)
4b. Silas Woods, E, Marquette (38)
5a. Bill Burrell, LB, Illinois (50)
5b. George Phelps, HB, Cornell (54)
5c. Ed Mazurek, T, Xavier (Ohio) (60)
6. Jack Lee, QB, Cincinnati (61)
7. Larry Wilson, HB, Utah (74)
8. Wayne Crow, HB, California (85)
9. Dewitt Hoopes, T, Northwestern (98)
*10a. Charley Johnson, QB, New Mexico State (109)
10b. Paul Oglesby, T, UCLA (113)
11. Robert Towns, HB, Georgia (122)
12. Tom Chapman, E, Detroit (133)
13. Vic Jones, HB, Indiana (146)
*14. Bob DeMarco, T, Dayton (157)
15. Frank Mestnik, HB, Marquette (170)
16. Jim Hunt, T, Prairie View (181)
17. Joe Davis, T, The Citadel (194)
18. Bob Haas, HB, Missouri (205)
19. Herman Alexander, T, Findlay (Ohio) (218)
20. Thomas Day, G, North Carolina A&T (229)

1959

1. Billy Stacy, B, Mississippi State (3)
2. Jerry Wilson, E, Auburn (14)
3. Jimmy Butler, B, Vanderbilt (27)
4. Ken Beck, T, Texas A&M (38)
5a. Maury Schleicher, E, Penn State (50)
5.b Ted Bates, T, Oregon State (from Wash.) (52)
6a. Tom Redmond, T, Vanderbilt (63)
6b. Mac Lewis, T, Iowa (from Detroit) (64)
7. Choice to San Francisco
8. Choice to Cleveland
9. Gary Ferguson, T, Southern Methodist (98)
10. Emil DeCantis, B, North Carolina (111)
11. Floyd Faucette, B, Georgia Tech (122)
12. Ted Edmondson, E, Hardin-Simmons (135)
13. Pat Lamberti, E, Richmond (146)
14. Bob Bobo, T, Texas-El Paso (159)
15. John Schroeder, E, North Carolina (170)
16. John Dingens, T, Detroit (183)
17. Pete Hart, B, Hardin-Simmons (194)
18. Darrell DeDecker, T, Illinois (207)
19. Billy Dunn, B, Southern Methodist (218)
20. Jerry Lee Murphy, T, Ohio State (231)
21. Dale Memmelaar, G, Wyoming (242)
22. Glenn Shamblin, B, West Virginia (255)
23. Freddie Glick, B, Colorado State (266)
24. Jim Reed, G, East Texas State (279)
25. Jim Jeffrey, T, Auburn (290)
26. Joe Chuha, C, Southern California (303)
27. Bob Corrigan, G, Indiana (314)
28. Don Fleming, B, Florida (327)
29. Jim O'Connor, C, Marshall (338)
30. Rabe Walton, B, North Carolina (351)

1958

King Hill, QB, Rice (1) (bonus choice)
1. John David Crow, B, Texas A&M (2)
2a. Jim McCusker, T, Pittsburgh (14)
2b. Bobby Jack Oliver, T, Baylor (from Detroit) (21)
3. Larry Cowart, C, Baylor (26)
4. Choice to L.A. Rams
5. Choice to Baltimore
6. Bobby Gordon, B, Tennessee (63)
7. Jon Jelacic, E, Minnesota (74)
8. Choice to San Francisco
9. John Keelan, T, Kansas State (98)
10. Gil Robertshaw, T, Brown (111)
11. Dean Philpott, B, Fresno State (122)
12. Bill Hinton, G, Louisiana Tech (135)
13. Charlie Jackson, B, Southern Methodist (146)
14. Bob Schmidt, T, Minnesota (159)
15. Ray Dunlap, B, Marshall (170)
16. Wade Patterson, E, Idaho (183)
17. Mac Starnes, C, Abilene Christian (194)
18. Mario Cheppo, E, Louisville (207)
19. Sonny Randle, B, Virginia (218)
20. Jim Matheny, C, UCLA (231)
21. Ray Toole, B, North Texas State (242)
22. Tony Aloisio, E, Indiana (255)
23. John Harbour, T, S.E. Missouri State (266)
24. Eric Soesbe, T, Vanderbilt (279)
25. J.C. Riekenberg, B, Northwestern St. (La.) (290)
26. Ray Masters, B, Southern Methodist (303)
27. Will Lewis, B, Tennessee-Chattanooga (314)
28. Gale McGinty, B, West Texas State (327)
29. Ken Irby, T, Mississippi State (338)

1957

1. Jerry Tubbs, C, Oklahoma (10)
2. Tom Maentz, E, Michigan (22)
3. Bill Hudson, T, Clemson (34)
4. Choice to San Francisco
5. Wayne Bock, T, Illinois (58)
6. Choice to Green Bay
7. Choice to Cleveland through N.Y. Giants
8. Choice to L.A. Rams
9. Don McCumby, T, Washington (106)
10. Don Carothers, E, Bradley (118)
11. Bob Kraus, G, Kansas (130)
12. Bob Derrick, B, Oklahoma (142)
13. Ed Ritt, T, Montana State (154)
14. Bob Fee, B, Indiana (166)
15. Bill Livingston, C, Southern Methodist (178)
16. Terry Hurley, E, Montana (190)
17. Buddy Terry, T, Houston (202)
18. Hal Smith, B, UCLA (214)
19. Paul Barrington, G, Minnesota (226)
20. Tom Homer, T, Kansas (238)
21. Joe Kopniksy, E, West Virginia (250)
22. Don Sizemore, B, Hardin-Simmons (262)
23. Milt Konicek, T, Duke (274)
24. Ron Klim, C, West Virginia (286)
25. Ray Volz, B, Denison (298)
26. Ted Rohde, B, Kansas (310)
27. Bob Butorovich, T, Montana State (322)
28. Hugh Husser, E, Southwestern Louisiana (334)
29. Lee Corso, B, Florida State (346)
30. Frank Gibson, T, Kansas (357)

1956

1. Joe Childress, B, Auburn (7)
2. Norm Masters, T, Michigan State (18)
3. John Roach, QB, Southern Methodist (31)
4. Sam Salerno, T, Colorado (42)
5. Choice to L.A. Rams
6a. Charlie Dupre, B, Baylor (66)
6b. John Dittrich, G, Wisconsin (70)
7. Bob Konovsky, T, Wisconsin (77)
8. Dave Lunceford, T, Baylor (90)
9. Bob Lovely, T, Tampa (101)
10. Willis Towne, E, Wichita State (114)
11. Fob James, B, Auburn (125)
12. Jerry Walker, T, Texas Tech (138)
13. Bo Bolinger, G, Oklahoma (149)
14. Carnell Neuman, B, Illinois (162)
15a. Charley Anderson, E, Louisiana Tech (173)
15b. Tom Spiers, QB, Ark. St. (from Wash.) (179)
16. George Welsh, QB, Navy (186)
17. Ron Beagle, E, Navy (197)
18. Jim Brown, G, UCLA (210)
19. Ray Zagar, B, Marquette (221)
20. Dickie Mattison, B, Georgia Tech (234)
21. Ronnie Herr, B, Texas Tech (245)
22. Jim Murphy, T, Stephen F. Austin (258)
23. Tony Branoff, B, Michigan (269)
24. Orville Trask, T, Rice (282)
25. Bill Wheeler, T, Kentucky (293)
26. Chuck Zickefoose, E, Kansas State (306)
27. Jack Hutchinson, T, Oklahoma State (317)
28. Jim Miller, QB, Wisconsin (330)
29. Jim Troglio, B, Northwestern (341)
30. Bill Kucera, T, Colorado (353)

1955

1. Max Boydston, E, Oklahoma (2)
2. Lindon Crow, B, Southern California (14)
3a. Mal Hammack, B, Florida (26)
3b. Tony Pasquesi, T, Notre Dame (from N.Y. Giants) (32)
4. Frank Bernardi, B, Colorado (38)
5. Mario DaRe,T, Southern California (50)
6. Jack Bowersox, G, Maryland (62)
7. Dave Leggett, B, Ohio State (74)
8. Sam Irvine, C, Maryland (89)
9. Charlie McGinty, E, North Texas State (98)
10. Frank Scaffidi, T, Marquette (110)
11. Tom Pepsin, C, Miami (Fla.) (121)
12. Dale Sandstrom, B, Concordia (Minn.) (134)
13. Tom McLuckie, G, Maryland (146)
14. Gordy Brown, E, Louisiana Tech (158)
15. Dick Brubaker, E, Ohio State (170)
16a. Bob Herndon, B, Oklahoma (182)
16b. Al Dennis, E, Middlebury (from Chicago) (191)
17. Larry White, C, New Mexico (194)
18. Fred Campbell, T, Duke (206)
19. Dick Coy, T, St. John's (Minn.) (218)
20. Jim Burst, B, Washington (Mo.) (230)
21. Howie Wright, B, Virginia Tech (242)
22. Vic Berra, E, Montana State (254)
23. Karl Bays, T, Eastern Kentucky (266)
24. Max Pierce, B, Utah (278)
25. Bob Scott, E, Evansville (290)
26. Billy Hooper, B, Baylor (302)
27. Bruce Schwager, T, Merchant Marine (314)
28. Bob Ems, B, Southern Illinois (326)
29. Gene Renzi, T, Northeastern (338)
30. Bob Sweet, B, Trinity (Tex.) (350)

1954

1. Lamar McHan, QB, Arkansas (2)
2. Gary Knafelc, E, Colorado (14)
3. Bobby Cavazos, B, Texas Tech (26)
4. Bill Bredde, B, Oklahoma State (38)
5. Don Dohoney, E, Michigan State (50)
6. Tom McHugh, B, Notre Dame (62)
7. Dave Mann, B, Oregon State (74)
8. Paul Larson, B, California (86)
9. Dean Chambers, T, Washington (98)
10. Tommy Lewis, B, Alabama (110)
11. Homer Smith, B, Princeton (122)
12. Howard Pitt, E, Duke (134)
13. Les Goble, B, Alfred (146)
14. Sammy Dumas, G, Arkansas (158)
15. Cecil Harp, E, Pacific (170)
16. Al Kilgore, T, Kent State (182)
17. Jack Troxell, B, Arkansas (194)
18. Dick Young, B, Tennessee-Chattanooga (206)
19. Jerry Sazio, T, William & Mary (218)
20. Stan Huntsman, B, Wabash (230)
21. Jim Stander, T, Colorado (242)
22. Ledio Fanucchi, T, Fresno State (254)
23. Charley Oakley, B, Louisiana State (266)
24. Lou Sawchik, E, Ohio (278)
25. Jerry Marchand, B, Louisiana State (290)
26. Ralph Carrigan, C, Alabama (302)
27. John Culver, B, Harvard (314)
28. Tom Koller, B, William & Mary (326)
29. Bill Albrecht, B, Washington (338)
30. Alex Burl, B, Colorado State (350)

1953

1. Johnny Olszewski, B, California (4)
2. Jim Psaltis, B, Southern California (15)
3. Dale Samuels, QB, Purdue (28)
4. Buck Martin, E, Georgia Tech (39)
5. Bill Shalosky, G, Cincinnati (52)
6. Tony Curcillo, B, Ohio State (63)
6. Tom Higgins, T, N. Carolina (from Phila.) (70)
7. Choice to Philadelphia
8. Jerry Watford, G, Alabama (87)
9a. Ed Husmann, G, Nebraska (from Wash.) (99))
9b. Avatus Stone, B, Syracuse (100)
10. Charley Berndt, T, Wisconsin (111)
11. Ed Woodsum, E, Yale (124))
12. Chuck Spaulding, B, Wyoming (135)
13a. Frank McPhee, E, Princeton (from Wash.) (147)
13b. Ronnie Morris, B, Tulsa (148)
14. Dick Sprague, B, Washington (159)
15. Nick Chickillo, G, Miami (172)
16. Jimmy Lear, B, Mississippi (183)
17. Earl Heninger, B, Purdue (196)
18. Joe Yukica, E, Penn State (207)
19. Tom Donahue, C, Wake Forest (220)
20. Len D'Errico, G, Boston (231)
21. Joe Curtis, E, Alabama (244)
22. Hal Lokovsek, T, Washington State (255)
23. Jim Root, B, Miami (Ohio) (268)
24. Brad Glass, G, Princeton (279)
25. Haywood Sullivan, B, Florida (292)
26. Don Ringe, T, Idaho (303)
27. C.O. Brocato, C, Baylor (316)
28. Mike Prokopiak, B, New Mexico (327)
29. Earl Wrightenberry, T, Clemson (340)
30. Bill Gaudreau, B, Notre Dame (351)

1952

1. Ollie Matson, B, San Francisco (3)
2. Johnny Karras, B, Illinois (16)
   Darrell (Pete) Brewster, E, Purdue (from Detroit) (21)
3. Choice to San Francisco
4. Choice to L.A. Rams
5. Dick Fugler, T, Tulane (51)
6. John Hancock, G, Baylor (64)
7. Harry Jabbusch, C, South Carolina (75)
8. Don Coleman, G, Michigan State (88)
9. Malcolm Cook, B, Georgia (99)
10. John Feltch, T, Holy Cross (112)
11. Leo Sugar, E, Purdue (123)
12. Joe Masnaghetti, T, Marquette (136)
13. Mel Massucco, B, Holy Cross (147)
14. Tom Tofaute, C, North Carolina State (160)
15. John Davis, B, Indiana (171)
16. Mike Mergen, G, San Francisco (184)
17. Darrell Crawford, B, Georgia Tech (195)
18. Bill Pyron, T, Mississippi State (208)
19. Ed Listopad, T, Wake Forest (219)
20. Frank Fischel, E, Arkansas (232
21. Wade Musgrove, G, Hardin-Simmons (243)
22. Glenn Lippman, B, Texas A&M (256)
23. Louis (Red) Stephens, G, San Francisco (267)
24. E.J. Moore, G, Abilene Christian (280)
25. Cliff Anderson, E, Indiana (291)
26. Charley Fry, T, Maryland (304)
27. Sam Moses, T, Texas A&M (315)
28. Harold Lutz, E, Alabama (328)
29. Don Kasperan, B, Purdue (339)
30. Will Stolk, B, Miami (352)

1951

1. Jerry Groom, C, Notre Dame (6)
2. Don Joyce, T, Tulane (18)
3. Don Stonesifer, E, Northwestern (30)
4. Dick Doyne, B, Lehigh (42)
5. Lynn Lynch, G, Illinois (from Wash.) (51)
6. Ed Jasonek, B, Furman (66)
7. Dick Punches, T, Colorado (78)
8. Leo Sanford, C, Louisiana Tech (90)
9. Neil Schmidt, B, Purdue (102)
10. Ken Cooper, G, Vanderbilt (from Balt.) (115)
11. Tom Bienemann, E, Drake (127)
12. Jack Landry, B, Notre Dame (139)
13. Volney Peters, T, Southern California (151)
14. Bill Leskovar, B, Kentucky (163)
15. John Simcic, G, Wisconsin (175)
16. Gene Miller, B, Northwestern (187)
17. Henry May, C, Southwest Missouri State (199)
18. Russ Pomeroy, T, Stanford (211)
19. Gene Ackerman, E, Missouri (223)
20. Fred Wallner, G, Notre Dame (235)
21. Dick Bunting, E, Drake (247)
22. S.J. Whitman, B, Tulsa (259)
23. Jim Owens, E, Oklahoma (from Balt.) (271)
24. Billy Cross, B, West Texas State (283)
25. Vernon Quick, G, Wofford (295)
26. Jeff Fleischmann, B, Cornell (307)
27. Ken Huxhold, T, Wisconsin (319)
28. Dick Martin, B, Kentucky (331)
29. Bob Livingston, B, Notre Dame (from Balt.) (343)
30. Leon Root, B, Rutgers (355)

1950

1. Choice to L.A. Rams
2. Jack Jennings, T, Ohio State (21)
3. Bill Svoboda, B, Tulane (from N.Y. Bulldogs) (29)
3. Fran Polsfoot, E, Washington State (35)
4. Don Paul, B, Washington State (47)
5. Carl Kiilsgaard, T, Idaho (61)
6. Warren Wood, G, Puget Sound (73)
7. Billy Gay, B, Notre Dame (from N.Y. Giants) (85)
7. Eddie Badgon, G, Michigan State (87)
8. John Hock, T, Santa Clara (99)
9. Vito Ragazzo, E, William & Mary (113)
10. Walt Grothaus, C, Notre Dame (125)
10. Milt Lavigne, B, S.E. La. (from Pitt.) (126)
11. J.D. Ison, E, Baylor (139)
12. Frank Wallheiser, E, Western Kentucky (151)
12. Bob Sharpe, G, Davidson (from Pitt.) (152)
13. Jerry Hennessey, E, Santa Clara (165)
14. Dee Andros, G, Oklahoma (177)
15. Al Langford, B, Howard Payne (191)
16. Harry Bierman, E, Furman (203)
17. Tom Palmer, T, Wake Forest (217)
18. Ray Espenan, E, Notre Dame (229)
19. Loran Day, B, Northwestern (243)
20. Webb Halbert, B, Iowa State (255)
21. Howard Blumhardt, B, South Dakota (269)
22. Jim Lipinski, T, Fairmont State (281)
23. Bill Montgomery, B, Fresno State (295)
24. Bob Gambold, B, Washington State (307)
25. Lee Truman, B, Kentucky (321)
26. Jim Pittman, B, Mississippi State (333)
27. Tom Bienemann, E, Drake (347)
28. Sonny Jones, B, Wyoming (359)
29. Bill Montagne, B, California (373)
30. Vic Banonis, C, Georgetown (Wash., D.C.) (385)

1949

1. Bill Fischer, G, Notre Dame (10)
2. Dick McKissack, B, Southern Methodist (21)
3. Choice to Boston
4. John Goldsberry, T, Indiana (40)
5. Tom Wham, E, Furman (50)
6. Bernie Hanula, T, Wake Forest (60)
7. Myrl Greathouse, B, Oklahoma (from Det.) (62)
   Jim Cain, E, Alabama (70)
8. Joe E. Brown, B, Georgia Tech (80)
9. Hal Herring, C, Auburn (90)
10. Bob Hecker, B, Baldwin-Wallace (100)
11. Stan Flowers, E, Redlands (110)
12. Billy Stone, B, Bradley (120)
13. Bob Todd, T, Louisville (130)
14. Tony Klimek, E, Illinois (140)
15. Bob McQuade, B, Xavier (150)
16. Tom Murdock, B, Appalachian State (160)
17. Eddie Rupp, B, Denison (170)
18. Webb Halbert, B, Iowa (180)
19. Dean Laun, E, Iowa State (190)
20. Earl Rowan, T, Hardin-Simmons (200)
21. Leon Joslin, B, Texas Christian (210)
22. Bill Sprang, C, Purdue (220)
23. Bob Cox, E, North Carolina (230)
24. Stan Szymakowski, B, Lehigh (240)
25. Choice to N.Y. Giants

1948

1. Jim Spavital, B, Oklahoma State (11)
2. Bill Smith, T, North Carolina (23)
3. Jay Smith, E, Southern Mississippi (35)
4. Choice to Pittsburgh
5. Jim Cason, B, Louisiana State (55)
6. Jim Camp, B, North Carolina (65)
7. Choice to N.Y. Giants
8. Carl Weisner, E, St. Louis (85)
9. Gene Corum, G, West Virginia (95)
10. Clarence Self, B, Wisconsin (105)
11. John Hollar, B, Appalachian State (115)
12. Bob Hanlon, B, Loras (125)
13. George Petrovich, T, Texas (135)
14. Jim Still, B, Georgia Tech (145)
15. Clay Davis, C, Oklahoma State (155)
16. Harry Caughron, T, William & Mary (165)
17. Jerry Davis, B, Southeastern Louisiana (175)
18. Gene Dwyer, E, St. Ambrose (185)
19. Harry Waters, B, Colorado College (195)
20. Dick Monroe, C, Kansas (205)
21. H.M. (Hindu) Reynolds, E, S. Mississippi (215)
22. Dick Wedel, G, Wake Forest (225)
23. Paul Shoults, B, Miami (Ohio) (235)
24. Fred Wendt, B, Texas-El Paso (245)
25. Doug Belden, B, Florida (255)
26. Ray Stackhouse, T, Xavier (265)
27. Bernie Reid, G, Georgia (275)
28. Jim Powell, E, Tennessee (285)
29. Bob Polidor, B, Villanova (293)
30. Bill Fischer, G, Notre Dame (300)

1947

1. DeWitt (Tex) Coulter, T, Army (7)
2. Ermal Allen, B, Kentucky (18)
3. Choice to Chicago Bears
4. Ben Raimondi, B, Indiana (41)
5. Howard Turner, B, North Carolina State (50)
6. George Maddock, T, Northwestern (60)
7. Art Dufelmeier, B, Illinois (70)
8. Ray Ramsey, B, Bradley (82)
9. Dave Wallace, B, Oklahoma (90)
10. Charley Sarratt, B, Oklahoma (101)
11. Hardin Cooper, T, Tulsa (112)
12. Carl Russ, B, Rice (120)
13. Buddy Mulligan, B, Duke (131)
14. Charlie Smith, B, Georgia (142)
15. Bob Ravensberg, E, Indiana (150)
16. Barney Barnett, E, N.E. Oklahoma (162)
17. Scotty Deeds, B, Brigham Young (171)
18. Clarence Esser, T, Wisconsin (180)
19. Shelton Ballard, C, Louisiana State (192)
20. Wade Walker, T, Oklahoma (201)
21. Tom Carroll, T, Minnesota (210)
22. Tom Dorsey, B, Brown (222)
23. Otto Schnellbacher, E, Kansas (231)
24. Larry Joe, B, Penn State (240)
25. Dick Abrams, B, Washington State (252)
26. Joe Smith, E, Texas Tech (260)
27. Tony Rotunno, B, St.Ambrose (270)
28. Clyde Lindsey, E, Louisiana State (282)
29. Bob Callahan, C, Michigan (289)
30. Johnny Karamigios, B, Denver (296)

1946

1. Dub Jones, B, Tulane (2)
2. Mac Wenskunas, C, Illinois (11)
3. Elmer Angsman, B, Notre Dame (16)
4. Ham Nichols, G, Rice (26)
5. Joe Golding, B, Oklahoma (31)
6. Len Dickey, T, Texas A&M (41)
7. Pat Lenshan, E, Tennessee (51)
8. Phil Tinsley, E, Alabama (61)
9. J.C. Colhouer, G, Oklahoma State (71)
10. Tom Barber, T, Tennessee-Chattanooga (81)
11. Dick Loepfe, T, Wisconsin (91)
12. Venton Yablonski, B, Columbia (101)
13. Lee Lewis, B, Washington (111)
14. Bob Russell, B, Miami (Ohio) (121)
15. Fred Rovai, G, Notre Dame (131)
16. Ray Evans, T, Texas-El Paso (141)

17. Bob Loubie, B, Miami (Ohio) (151)
18. Frank Irwin, T, Duke (161)
19. Pride Ratteree, G, Wake Forest (171)
20. Bill Heywood, B, Notre Dame (181)
21. Al Traught, B, Miami (Ohio) (191)
22. Clem Andrulewicz, T, Villanova (201)
23. Adam Rakowski, E, Pennsylvania (211)
24. Jack McKenzie, B, Northwestern (221)
25. Tom Worthington, T, Tulsa (231)
26. Jim Vugrin, G, Tennessee (241)
27. Jesse Herschberger, E, S. Methodist (251)
28. Newman Ledbetter, T, Texas Tech (261)
29. Alton Baldwin, E, Arkansas (271)
30. Jim LaRue, B, Duke (281)

1945

1. Charley Trippi, B, Georgia (1)
   Paul Collins, B, Missouri (14)
2. Walt Watt, B, Miami (18)
   Bob Dobelstein, G, Tennessee (28)
3. Zeke Chronister, E, Texas Christian (35)
4. Corwin Clatt, B, Notre Dame (45)
5. Ziggy Czarobski, T, Notre Dame (55)
6. John Harrington, E, Marquette (68)
7. Gene Meeks, B, Kentucky (78)
8. Bill Huber, E, Notre Dame (88)
9. Halley Heard, T, Louisiana State (101)
10. Bob Cowan, B, Indiana (111)
11. Elmore (Buddy) Luper, B, Duke (121)
12. Solon (Bobo) Barnett, G, Baylor (134)
13. Gordon Carver, B, Duke (144)
14. John Cannady, B, Indiana (154)
15. Ben Cittadino, E, Duke (167)
16. Ralph Strayhorn, G, North Carolina (177)
17. John Andretich, B, Purdue (187)
18. John Kramer, T, Marquette (200)
19. J.D. (Red) Cheek, G, Baylor (210)
20. Fred Grant, B, Wake Forest (220)
21. Johnny Cook, B, Georgia (233)
22. Ardie McClure, T, Georgia (243)
23. Hugo Norige, B, Wooster (253)
24. Gene (Red) Knight, B, Louisiana State (266)
25. Don Fambrough, B, Texas (276)
26. Garland (Bulldog) Williams, T, Duke (286)
27. Ed Dusek, B, Texas A&M (299)
28. Otto Payne, B, Texas A&M (309)
29. Did not draft
30. Did not draft

1944

1. Pat Harder, B, Wisconsin (2)
2. Paul Mitchell, T, Minnesota (12)
   Saxon Judd, E, Tulsa (17)
3. Jack Tavener, C, Indiana (28)
   Bill Blackburn, C, Rice (33)
4. Bill Garnaas, B, Minnesota (44)
5. Rodger Smith, B, Texas Tech (55)
6. John (Red) Cochran, B, Wake Forest (66)
7. Frank Scanlan, B, Loyola (Calif.) (77)
8. Lou Saban, B, Indiana (88)
9. Fran Griffin, T, Holy Cross (99)
10. Leo Daniels, B, Texas A&M (110)
11. Bobby Dodds, B, Tulsa (121)
12. Van Hall, B, Texas Christian (132)
13. Jack Carpenter, T, Missouri (143)
14. Charley Csuri, T, Ohio State (154)
15. Joe Magliolo, B, Texas (165)
16. Walt Szot, T, Bucknell (176)
17. Jack Adams, E, Presbyterian (187)
18. Ray Kuffel, E, Marquette (198)
19. Jack West, E, Texas (209)
20. Jack Esorcia, B, Illinois State (220)
21. Don Buffmire, B, Northwestern (231)
22. Bob Nanni, T, Duke (242)
23. John McGinnis, E, Notre Dame (253)
24. Warren Hodges, T, Kansas (264)
25. Bill Earley, B, Notre Dame (275)
26. Bob Davis, G, Oregon (286)
27. Vince DiFrancesca, T, Northwestern (297)
28. Lloyd Ott, C, North Carolina State (308)
29. Did not draft
30. Did not draft

1943

1. Glenn Dobbs, B, Tulsa (3)
2. Johnny Grigas, B, Holy Cross (14)
   Don Currivan, E, Boston College (18)
3. Al Hust, E, Tennessee (29)
   George Hecht, G, Alabama (33)
4. Al Klug, T, Marquette (44)
5. Stan Mauldin, T, Texas (53)
6. Bill Godwin, C, Georgia (64)
7. Moffatt Storer, B, Duke (73)
8. Fondren Mitchell, B, Florida (84)
9. Emil Lussow, E, Dubuque (93)
10. Paul Hirsbrunner, T, Wisconsin (104)
11. Bill Baumgartner, E, Minnesota (113)
12. Gerard (Buster) Ramsey, G, Wm. & Mary (124)
13. Earl Doloway, B, Indiana (133)
14. Nick Burke, G, Northwestern (144)
15. Bill Campbell, B, Oklahoma (153)
16. Clarence Booth, T, Southern Methodist (164)
17. Elvis (Boots) Simmons, E, Texas A&M (173)
18. Roy Ericson, G, Villanova (184)
19. George (Locomotive) Smith, B, Villanova (193)
20. George Sutch, B, Temple (204)
21. Cliff Kinsey, B, Georgia (213)
22. Weldon Humble, G, Rice (224)
23. Cal Purdin, B, Tulsa (233)
24. Eddie McGovern, B, Illinois (244)
25. Al Drulis, G, Temple (253)
26. Ken MacDonald, C, Rutgers (264)
27. Bill Edwards, G, Louisiana State (273)
28. Pete Hecomovich, B, Idaho (284)
29. Did not draft
30. Did not draft

1942

1. Steve Lach, B, Duke (4)
   Lloyd Cheatham, B, Auburn (14)
2. Wilson (Bud) Schwenk, B, Wash. (Mo.) (19)
   Vince Banonis, C, Detroit (29)
3. Bob Reinhard, T, California (34)
4. Chal Daniel, G, Texas (44)
5. Rupe Thornton, G, Santa Clara (54)
6. Doug Renzel, B, Marquette (64)
7. Chet Wetterlund, B, Illinois Wesleyan (74)
8. Jud Ringer, E, Minnesota (84)
9. Jim Fitzharris, E, St. Thomas (Minn.) (94)
10. Dick Brye, T, Marquette (104)
11. Charley Givler, G, Wake Forest (114)
12. Hugh Swink, T, Oklahoma State (124)
13. Marv Harshman, B, Pacific Lutheran (134)
14. George Arabian, B, St. Mary's (Calif.) (144)
15. Jackie Crain, B, Texas (154)
16. Carl Suntheimer, C, North Carolina (164)
17. Jimmy Nelson, B, Alabama (174)
18. Norvell Wallach, T, Missouri (184)
19. Did not draft
20. Did not draft

1941

1. John Kimbrough, B, Texas A&M (2)
2. Paul Christman, QB, Missouri (13)
3. Bob Foxx, B, Tennessee (17)
4. John Clement, B, Southern Methodist (28)
5. Ray Apolskis, C, Marquette (32)
6. Marshall Robnett, G, Texas A&M (43)
7. John Kuzman, T, Fordham (52)
8. George Kracum, B, Pittsburgh (63)
9. Tom Vargo, E, Penn State (72)
10. Ray Mallouf, B, Southern Methodist (83)
11. Jack Sommers, C, UCLA (92)
12. Charley Armstrong, B, Mississippi College (103)
13. Wayne Pitts, B, Arizona State (112)
14. Joe Lokanc, G, Northwestern (123)
15. Claude White, C, Ohio State (132)
16. Gates Kimball, T, North Carolina (143)
17. Ray Schultz, G, Missouri (152)
18. Fred Harris, T, Southern Methodist (163)
19. Mel Aussieker, B, St. Louis (172)
20. Frank Platt, T, Penn State (183)

1940

1. George Cafego, B, Tennessee (1)
2. George (Snuffy) Stirnweiss, B, North Carolina (11)
3. Lloyd Madden, B, Colorado Mines (16)
4. Cecil (Jack) Shirk, E, Oklahoma (26)
5. Marty Christiansen, B, Minnesota (31)
6. Vic Reginato, E, Oregon (41)
7. Andy Chisick, C, Villanova (51)
8. Ben Kish, B, Pittsburgh (61)
9. Luke Pappas, T, Utah (71)
10. Jack Roche, B, Santa Clara (81)
11. Bill Davis, T, Texas Tech (91)
12. Stan Anderson, T, Stanford (101)
13. Alton Coppage, E, Oklahoma (111)
14. Judson Hudson, B, Davis & Elkins (122)
15. Joe Ziemba, E, St. Benedict (131)
16. Beryl Clark, B, Oklahoma (141)
17. Ralph Foster, T, Oklahoma A&M (151)
18. Lowell Bryant, B, Clemson (161)
19. Russ Buckley, B, Gustavus-Adolphus (171)
20. Rupert Pate, T, Wake Forest (181)

1939

1. Ki Aldrich, C, Texas Christian (1)
2. Marshall (Biggie) Goldberg, B, Pittsburgh (12)
3. Alvord Wolff, T, Santa Clara (16)
4. Hal (Curly) Stebbins, B, Pittsburgh (27)
5. Bill Daddio, E, Pittsburgh (31)
6. George Faust, B, Minnesota (42)
7. Bill Dwyer, B, New Mexico (51)
8. Sherm Hinkebein, C, Kentucky (62)
9. Earl Brown, E, Notre Dame (71)
10. Earl Crowder, QB, Oklahoma (82)
11. Bowden Wyatt, E, Tennessee (91)
12. Jim Thomas, G, Oklahoma (102)
13. Andy Sabados, G, The Citadel (111)
14. Blase Miatovich, T, San Francisco (122)
15. Russ Clarke, G, Santa Clara (131)
16. Gus Goins, E, Clemson (142)
17. Everett Elkins, B, Marshall (151)
18. Frank Huffman, E, Marshall (162)
19. Mike Kochel, G, Fordham (171)
20. Tom Rice, T, San Francisco (182)

1938

1. Jack Robbins, B, Arkansas (5)
   Milt Popovich, B, Montana (15)
2. Frank Patrick, B, Pittsburgh (20)
   Bob Herwig, C, California (30)
3. Al Barbatsky, T, Fordham (35)
4. Joe Brunansky, T, Duke (45)
5. Ed Cherry, B, Hardin-Simmons (55)
6. Leon Lavington, E, Colorado (65)
7. Phil Dougherty, C, Santa Clara (75)
8. Dwight Sloan, B, Arkansas (85)
9. Bob Kenderdine, E, Indiana (95)
10. Bob Mauther, C, Holy Cross (105)

1937

1. Ray (Buzz) Buivid, B, Marquette (3)
2. Gaynell Tinsley, E, Louisiana State (12)
3. Art Guepe, B, Marquette (23)
4. H.K. (Bucky) Bryan, B, Tulane (32)
5. Harn Harmon, C, Tulsa (43)
6. Phil Dickens, B, Tennessee (52)
7. Herm Dickerson, B, Virginia Tech (63)
8. John Reynolds, C, Baylor (72)
9. Dwight Hafeli, E, Washington (Mo.) (83)
10. Middleton Fitzsimmons, G, Georgia Tech (92)

1936

1. Jim Lawrence, B, Texas Christian (5)
2. Gomer Jones, C, Ohio State (15)
3. Eddie Erdelalz, E, St. Mary's (Calif.) (23)
4. Ed Brett, E, Washington State (33)
5. Stan Riordan, E, Oregon (41)
6. Ettore Antonini, E, Indiana (51)
7. Tack Dennis, B, Tulsa (59)
8. Ross Carter, G, Oregon (69)
9. Niels Larsen, T, Stanford (77)

*Future draft choice