

# ARIZONA CARDINALS

WEEK 6  
GAME RELEASE  
#AZvsSEA

Mark Dalton - Sr. Vice President, Media Relations | Chris Melvin - Sr. Director, Media Relations | Mike Helm - Sr. Manager, Media Relations  
Jeffrey Sanders - Manager, Corporate Communications | Imani Suber - Media Relations Coordinator



## ARIZONA CARDINALS (2-3) VS. SEATTLE SEAHAWKS (2-3) Lumen Field | October 16, 2022 | 1:05 PM



### THIS WEEK'S PREVIEW

The Cardinals third road game of the regular season has them flying to Seattle for a divisional showdown with the Seahawks at Lumen Field.

An intimidating venue for many NFL teams over the last decade, the Seahawks home field is a place the Cardinals have had success. Arizona has nine all-time wins at Lumen Field since it opened in 2002, and have a 5-2 record in the last seven visits.

Both teams have 2-3 records and enter this contest looking for their first win within the division. For the Cardinals, Sunday's contest at Seattle begins a six-game stretch that features four matchups vs. NFC West opponents - including three straight in Weeks 9-11. After Arizona travels to Seattle this week, the Cardinals will host the Seahawks in Week 9 to begin that three-game division run.



The NFL's best road team over the last two seasons (2021-22), the Cardinals are looking for their 11<sup>th</sup> road win dating back to last season. A win at Seattle would also give Arizona its fourth consecutive regular season road win.

In Week 11 of 2021, the Cardinals took down the Seahawks 23-13 at Lumen Field behind a career performance from backup QB **Colt McCoy**. Making his third consecutive start in place of the injured **Kyler Murray**, McCoy completed 35-of-44 pass attempts (79.5%) for 328 yards, 2 TDs, 0 INTs and a 112.9 passer rating. On the receiving end of both TD passes was TE **Zach Ertz**, who finished the game with eight receptions for 88 yards and the two TDs.

Notably missing from this week's game will be former Seahawks QB Russell Wilson, who started all 20 games vs. the Cardinals in 10 seasons (2012-21) with Seattle. On Sunday, it will have been 3,942 days since the Cardinals last faced a Seahawks QB other than Wilson. That game - against Tarvaris Jackson - came on 1/1/12, in the regular season finale of the 2011 season.

Following Sunday's game, the Cardinals return home for a short week as they host the New Orleans Saints on Thursday Night Football. It is the first primetime game this season for Arizona - and adding to the anticipation is the return of All-Pro WR **DeAndre Hopkins**. The Seahawks hit the road - but stay on the West Coast - as they travel to Los Angeles to take on the Chargers.

### GAME RELEASE INDEX

Page	Contents
2	Cardinals-Seahawks Matchup Notes
3	By The Numbers / What To Look For in Week 6 / NFL Schedule
4-6	Season Highlights / Road Success / <b>M. Brown</b> / <b>J. Watt</b> / <b>Z. Allen</b>
7	Hard Knocks / Cards to Play in Mexico City / OT Success
8	<b>Michael Bidwill</b> / <b>Violet Bidwill</b> / <b>Steve Keim</b>
9	State Farm Stadium / <b>Bill Bidwill</b> Into Ring of Honor / BetMGM Sportsbook
10	2021 Season Highlights
11-13	<b>Kyler Murray</b> Highlights
14	<b>Zach Ertz</b> Highlights
15	<b>A.J. Green</b> Highlights
16	<b>James Conner</b> / <b>Marquise Brown</b> / <b>Rondale Moore</b>
17-18	<b>J.J. Watt</b> Highlights
19	<b>B. Baker</b> / <b>J. Thompson</b> / <b>M. Golden</b> / <b>I. Simmons</b> / <b>Z. Allen</b> / <b>B. Murphy</b>
20	Special Teams Highlights / <b>Matt Prater</b> / <b>Andy Lee</b>
21-56	2022 Statistics / Rosters / Depth Chart / 2022 NFL Standings

### ARIZONA CARDINALS - 2022 SCHEDULE

Date	Opponent	Regular Season Location	AZ Time
Sep. 11	KANSAS CITY	State Farm Stadium	L, 21-44
Sep. 18	@ Las Vegas	Allegiant Stadium	W, 29-23 (OT)
Sep. 25	L.A. RAMS	State Farm Stadium	L, 12-20
Oct. 2	@ Carolina	Bank of America Stadium	W, 26-16
Oct. 9	PHILADELPHIA	State Farm Stadium	L, 17-20
Oct. 16	@ Seattle	Lumen Field	1:05 PM
Oct. 20	NEW ORLEANS#	State Farm Stadium	5:15 PM
Oct. 30	@ Minnesota*	U.S. Bank Stadium	10:00 AM
Nov. 6	SEATTLE*	State Farm Stadium	2:05 PM
Nov. 13	@ L.A. Rams*	SoFi Stadium	2:25 PM
Nov. 21	SAN FRANCISCO^	Estadio Azteca (Mexico City)	6:15 PM
Nov. 27	L.A. CHARGERS*	State Farm Stadium	2:05 PM
	-BYE-		
Dec. 12	NEW ENGLAND^	State Farm Stadium	6:15 PM
Dec. 18	@ Denver*	Empower Field at Mile High	2:05 PM
Dec. 25	TAMPA BAY>	State Farm Stadium	6:20 PM
Jan. 1	@ Atlanta*	Mercedes-Benz Stadium	11:00 AM
TBD	@ San Francisco*	Levi's Stadium	TBD

# Prime Video Thursday Night Football

^ ESPN Monday Night Football

> NBC Sunday Night Football

\* Subject to flexible scheduling decisions

### THIS WEEK'S HIGHLIGHTS

- The Cardinals and Seahawks will face each other twice in the span of four weeks. After squaring off on Sunday, the teams will meet again when Seattle comes to Arizona in Week 9.
- One key to the Cardinals success on the road over the last two seasons (2021-22) is the lack of turnovers - and ability to create them. Arizona has just 5 turnovers on the road dating back to last season, while no other team has fewer than 10. The Cardinals turnover margin on the road in that span is +20.
- This week in Seattle, the Cardinals will look for their third consecutive road win to start the '22 campaign. It would also mark their fourth consecutive regular season road win dating back to last year. Should Arizona win on Sunday, it would mark just the 10<sup>th</sup> time in franchise history the team had at least four consecutive road wins.
- *There are just seven players in the NFL this season with 2.0+ sacks and 3+ passes defended. Two of them play on the Cardinals defensive line: Zach Allen (5 PD; 2.0 sacks) and J.J. Watt (3 PD; 2.5 sacks). Allen is the only player in the NFL this season with 5+ passes defended and 2.0+ sacks. His 5 passes defended are a career-high (previous was 4 in 2021).*
- *Over the last two games, Allen has 14 tackles, 2.0 sacks, four passes defended, four QB hits and three tackles for loss.*
- Two Cardinals players - both newcomers in 2021 - enjoyed great success in their two games vs. Seattle last season. RB **James Conner** had three TDs (2 rushing, 1 receiving) vs. the Seahawks while TE **Zach Ertz** had 15 receptions for 172 yards and two TDs.

### BROADCAST INFORMATION

Television: FOX / Play-By-Play: Chris Myers Analyst: Robert Smith Sideline: Jennifer Hale

Cardinals Radio: Arizona Sports 98.7 FM / Play-By-Play: Dave Pasch Analyst: Ron Wolfley Sideline: Paul Calvisi

Cardinals Spanish Radio: KHOV 105.1 FM / Play-By-Play: Luis Hernandez Analyst: Jose Romero



## CARDINALS-SEAHAWKS CONNECTIONS

This week, Cardinals All-Pro S **Budda Baker** returns to his home state of Washington where the Cardinals standout earned countless accolades for his performance in both high school (Bellevue) and college (Univ. of Washington).

Baker's hometown of Bellevue is just 10 miles from Lumen Field.

In three seasons with the Huskies, Baker appeared in 40 games and totaled 200 tackles, 13.5 tackles for loss, 4.0 sacks, five INTs, 24 passes defended and three forced fumbles. During his junior season in 2016, Baker totaled 70 tackles, 9.5 tackles for loss, 3.0 sacks and two INTs.

### College (Washington)

- 2016 NCAA Consensus All-America
- 2016 1st-Team All-America (Sporting News, Sports Illustrated, FOX Sports)
- 2016 2nd-Team All-America (AP, Football Coaches, CBS Sports, USA Today)
- 2016 1st-Team All-Pac-12
- 2016 Academic All-Pac-12 Second Team
- 2016 Bednarik Award Semi-Finalist (nation's top defensive player)
- 2016 Jim Thorpe Award Semi-Finalist (nation's top defensive back)
- 2015 All-Pac-12 First Team

Baker attended the University of Washington after a remarkable prep career at Bellevue High School, when he won five team state titles (3 in football, 2 in track & field) and eight individual state titles in track & field.

In football, he played safety, running back and was a return specialist on three consecutive 14-0 teams that won three consecutive 3A state championships.

### High School (Bellevue, WA)

- 2013 Associated Press and Seattle Times State Player of the Year
- 2013/14 Seattle Times Male Athlete of the Year (all sports)
- 2013 First-team All-State and the 3A State Player of the Year
- 2013 MaxPreps All-America 1st-team selection as a senior
- 2013 Honorable mention Parade All-America
- 2013 KingCo 3A Defensive Player of the Year, Punt Returner of the Year and Kickoff Returner of the Year

### OTHER WASHINGTON/SEATTLE AREA CONNECTIONS

Cardinals CB **Byron Murphy Jr.** played at the University of Washington from 2016-18 and was named a second-team All-American by the Associated Press, SI.com, USA Today and The Sporting News in 2018.

Cardinals S **Jalen Thompson** played for Washington State from 2016-18 and received first-team (AP) and second-team (coaches) All-Pac-12 Conference accolades in 2017.

Cardinals LB **Ezekiel Turner** played three seasons at the University of Washington (2015-17).

### ARIZONA CONNECTIONS

Seahawks K **Jason Myers** (2014) and Strength and Conditioning coach **Grant Steen** (2007) played for the Arizona Rattlers of the Arena League. Steen also served as a strength coach for Brophy (Phoenix, AZ) College Prep from 2007-08.

Seahawks Offensive Assistant **Keli'i Kekuewa** (2010-11) played at Arizona Western Junior College and led the Matadors to an 11-1 record and berth in the National Junior College Athletic Association Championship.

### SEAHAWKS CONNECTIONS

Cardinals DBs coach **Marcus Robertson** played for the Seahawks from 2001-02.

Cardinals Director, College Scouting **Josh Scobey** played for the Seahawks from 2005-07 and helped Seattle advance to Super Bowl XL.

Cardinals Western Regional Scout **Chris Culmer** is from West Richland, WA, graduated from Washington State University. He worked for the Seahawks for nine seasons prior to joining the Cardinals, first as a scouting assistant (2000-03) and then as a pro scout (2004-08).

### PRO/COLLEGE CONNECTIONS

Seahawks Defensive Passing Game Coordinator/DBs Coach **Karl Scott** (2016-17) served on Cardinals Head Coach **Kliff Kingsbury's** (2013-18) staff for two seasons at Texas Tech. Seahawks LB **Jordyn Brooks** (2016-19) played under Kingsbury at Texas Tech.

Seahawks Head Coach **Pete Carroll** coached Cardinals Associate Head Coach/WRs coach **Shawn Jefferson** for three seasons (1997-99) in New England when Carroll served as head coach.

Cardinals S **Budda Baker** (2014-16), CB **Byron Murphy Jr.** (2016-18) and LB **Ezekiel Turner** (2015-17) played at Washington with Seahawks TE **Will Dissly** (2014-17) and CB **Sidney Jones IV** (2014-16).

Cardinals OL **Rodney Hudson** (2015-20) played with Seahawks DE **Shelby Harris** (2014-15) for a season with the Raiders.

Cardinals TE **Zach Ertz** (2013-21) and Seahawks CB **Sidney Jones IV** (2017-19) were teammates in Philadelphia.

Cardinals DL **J.J. Watt** played with Seahawks C/G **Kyle Fuller** (2017) and CB **Xavier Woods** (2019) with the Texans.

Cardinals OL **Kelvin Beachum** (2012-15) and Seahawks DT **Al Woods** (2012-13) played two seasons together with the Steelers.

Seahawks G **Damien Lewis** (2018-19) and Cardinals DL **Rashard Lawrence** (2017-19) played together at LSU where they won the CFP National Championship in 2019.



## LOOKING FOR WIN #10 AT LUMEN FIELD

Lumen Field has a well-earned reputation as one of the toughest venues in the NFL for visiting teams.

Over the last 11 seasons (2012-22), Seattle has the third-best home winning percentage in the NFL (.720).

**Arizona is one of the few visiting teams that has had success at Lumen during the stretch, with an NFL-high six road wins at the venue since '12.**

**Those six wins have come with four different starting QBs:**

**Cardinals Starting QBs w/ Wins at Lumen Field (2012-21)**

Carson Palmer - 3

**Kyler Murray - 1**

**Colt McCoy - 1**

Drew Stanton - 1

**Since Lumen Field opened in 2002, the Cardinals have more wins at the venue (9) than any visiting team.**

### NFL Leaders

**Road Wins at Lumen Field (2002-22)**

Rnk	Team	Wins
1	Arizona	9
2t	L.A. Rams	5
2t	San Francisco	5
4t	Washington	4
4t	Atlanta	4

**The Cardinals are 5-2 on the road at Seattle dating back to 2015.**



## ARIZONA VS. SEATTLE - QUICK FACTS

### FACING A WILSON-LESS SEAHAWKS TEAM FOR FIRST TIME SINCE 2011

**For the first time since 2011, the Cardinals will face a Seahawks team that features a starting QB other than Russell Wilson.** The current Broncos signal-caller made his first career start against Arizona (9/9/12) and started all 20 games vs. the Cardinals during his 10 seasons with Seattle.

**During the Cardinals 103 seasons (1920-2022) in the NFL, no QB has started more games vs. the team than Wilson.** He joins Cowboys Hall of Famer Troy Aikman (20) for the most career starts vs. Arizona (Cardinals are scheduled to face Wilson for the 21<sup>st</sup> time when the team travels to Denver in Week 15).

### KYLER AND COLT BOTH WINNERS IN SEATTLE

The two QBs on the Cardinals roster - **Kyler Murray** (1) and **Colt McCoy** (2) - have more combined career wins at Lumen Field (3) than the two QBs on the Seahawks roster: **Geno Smith** (2) and **Drew Lock** (0).

### MCQY LEADS CARDINALS OVER SEAHAWKS IN LAST TRIP TO LUMEN

QB **Colt McCoy** had one of the best games of his career in leading the Cardinals to a 23-13 victory at Seattle in Week 11 last season.

**McCoy completed 35-of-44 pass attempts (79.5%) for 328 yards, 2 TDs, 0 INTs and a 112.9 passer rating against the Seahawks. His 79.5 completion percentage is the highest in team history by a player with 40+ pass attempts and ranks as the 10<sup>th</sup>-best single-game total in team history overall.**

### ERTZ EXCELS AGAINST SEATTLE

In six career games against the Seahawks, **TE Zach Ertz has totaled 37 receptions for 361 yards and five TDs. The only team he has more TD catches against during the regular season is the Giants (7 in 13 games).**

**In two games vs. Seattle last season Ertz had 15 receptions for 172 yards and two TDs. In Week 11 at Lumen Field, he had 8 catches for 88 yards and a pair of TDs.**

## 2022 SEASON STATISTICS AND RANKINGS

### Statistic

Points Scored/Game  
Points Allowed/Game  
TDs Scored  
TDs Allowed  
Rushing TDs  
Passing TDs  
Return TDs  
Rushing TDs Allowed  
Passing TDs Allowed  
Return TDs Allowed  
Sacked/Yards Lost  
Fumbles/Lost  
Field Goals Made  
Total Yards/Game  
Opp. Total Yards/Game  
Rushing Yards/Game  
Opp. Rushing Yards/Game  
Passing Yards/Game  
Opp. Passing Yards/Game  
Turnover Ratio  
Average Time of Possession

### AZ

### Rank

21.0  
24.6  
12  
14  
5  
6  
1  
5  
8  
1  
6/64  
6/0  
7/8  
352.2  
345.6  
114.4  
97.4  
237.8  
248.2  
+3  
31:16

### SEA

25.4  
30.8  
15  
18  
4  
9  
2  
9  
9  
0  
9/75  
7/4  
8/9  
368.0  
430.0  
122.0  
170.2  
246.0  
259.8  
+1  
27:04

### Rank

7  
31  
t-7  
31  
t-14  
t-7  
t-1  
31  
t-25  
t-1  
t-10  
t-20  
t-16  
8  
32  
12  
32  
11  
26  
t-9  
30



## BY THE NUMBERS

**9**

Wins for the Cardinals at Lumen Field since the venue opened in 2002. That is the most for any visiting team during that span. Tied for second are the 49ers and Rams - with 5 wins.

**5-2**

Cardinals record at Lumen Field dating back to 2015.

**3,942**

On Sunday, days it will have been since the Cardinals last faced a Seahawks starting QB other than Russell Wilson. That game - against Tarvaris Jackson - came on 1/1/12, in the regular season finale of the 2011 season.

**10-1**

Cardinals record on the road dating back to 2021. Arizona has the best road record in the NFL during that span.

**14-5**

Cardinals record on the road in the last three seasons (2020-22). Only Kansas City (.789) has a higher road winning percentage than Arizona (.737) during that span.

**+20**

Cardinals turnover differential on the road dating back to last season. That is the best in the NFL during that span. The next-highest total is +14.

**79.5**

Completion percentage for QB Colt McCoy (35-of-44) in the Cardinals Week 11 win at Seattle last season. That is the highest completion percentage in franchise history for a player with 40+ attempts and the 10<sup>th</sup>-best single-game total in franchise history overall.

**5**

TD receptions for TE Zach Ertz in six career games vs. the Seahawks. In two games vs. Seattle last season, Ertz had 15 receptions for 172 yards and two TDs. In Week 11 at Lumen Field, he totaled 8 catches for 88 yards and a pair of TDs.

**29**

Sacks for the Cardinals defense in the last seven road games against Seattle.

**4**

TDs (3 rushing, 1 receiving) for RB James Conner in three career games vs. the Seahawks, including three (2 rushing, 1 receiving) in two games last season.

**38**

Receptions for WR Marquise Brown this season. He is tied for fourth in the NFL in receptions in 2022 while also tying for sixth in the NFL in receiving yards (417). Brown has never finished a season in the top-10 in either category.

**4**

Games this season in which Brown has at least six receptions. He had 10 such performances in three seasons (46 games) with the Ravens.

**8**

Combined passes defended for DL Zach Allen (5) and DL J.J. Watt (3) this season. They are both among just seven NFL defenders with at least three passes defended in 2022. Allen is the only player in the NFL this season with 2.0+ sacks and 5+ passes defended.

**30**

QB hits for DL Zach Allen in 37 career games. Over half of those (16) have come in his last 10 games played.

**6.0**

Sacks for Allen in his last 16 games played. That triples his total from his first 21 career games (2.0).

**43**

Different QBs DL J.J. Watt has sacked in his career. With a sack this week, Seattle QB Geno Smith would become the 44<sup>th</sup>.

**32**

Tackles for second-year LB Zaven Collins this season. He has seven more tackles this season than he had in 17 games as a rookie in 2021 (25).

**39**

Tackles for S Budda Baker this season. Only three safeties have more in 2022: Jonathan Owens (46), Derwin James Jr. (45) and DeShon Elliott (40).

**13**

Total tackles for LB Isaiah Simmons last week vs. Philadelphia. That is a new career high (previous was 10 on 11/19/20 at Seattle).

**57**

Turnovers for the Cardinals in 54 games under head coach Kliff Kingsbury. Dating back to 2019, only two teams have fewer: Packers (44) and Saints (56).

**18**

Fumbles lost by the Cardinals under Kingsbury. That is the fewest in the NFL dating back to 2019. No other team in the league has fewer than 23 fumbles lost during that span.

## WHAT TO LOOK FOR IN WEEK 6

### WITH A WIN THIS WEEK...

- The Cardinals would earn their 10<sup>th</sup> all-time win at Lumen Field. That would double the total of any other visiting team in the NFL since the venue opened in 2002 (49ers and Rams each have 5 wins there).
- Arizona would improve to 6-2 at Seattle dating back to 2015.
- The Cardinals would tie the all-time series vs. the Seahawks at 23-23-1.

### MILESTONES WITHIN REACH

#### TE Zach Ertz

- With 1 reception, Ertz would have at least one catch in 112 consecutive games. That would extend the fourth-longest active streak in the NFL.
- With 1 TD reception, Ertz would have six TD receptions in seven career games against the Seahawks. He would have three TD catches in three games vs. Seattle since joining the Cardinals in 2021.

#### QB Kyler Murray

- With 2 TDs (passing or rushing), Murray would have 100 career TDs. Only nine players in NFL history would have reached the mark in fewer games than Murray (52).
- With a passer rating of 120.0+, Murray would have 10 such performances in his career. That would tie Neil Lomax (10 times in 108 games) for the most games with a passer rating of 120.0+ in franchise history.

#### WR Marquise Brown

- With 9 receptions, Brown would tie the franchise record for receptions through the first six games of a season. The record is currently shared by DeAndre Hopkins (47 in 2020) and J.T. Smith (47 in 1989).
- With 1 TD reception, Brown would have a TD catch in three consecutive games in a single season for just the second time in his career: Games 11-13 in 2020.

#### DL J.J. Watt

- With 1.0 sack, Watt would have 4.5 sacks in his last seven regular season games played.
- With 1.0 sack, Seahawks QB Geno Smith would become the 44th different QB Watt has sacked in his career.
- With 2.0 sacks, Watt would have 5.5 sacks in his last seven regular season games.

#### DL Zach Allen

- With 1.0 sack, Allen would have at least 1.0 sacks in three consecutive games for the first time in his career.
- With 1.0 sack, Allen would have 3.0 sacks in 2022. That would leave him just 1.0 sack shy of tying his career high for a single season (4.0 in 2021).

## WEEK 6 AROUND THE NFL

*Teams on Bye: Lions, Texans, Raiders, Titans*

### Thursday, October 13

Washington Commanders at Chicago Bears - 5:15 PM (Prime Video)

### Sunday, October 16

San Francisco 49ers at Atlanta Falcons - 6:30 AM (FOX)  
 New England Patriots at Cleveland Browns - 10:00 AM (CBS)  
 New York Jets at Green Bay Packers - 10:00 AM (FOX)  
 Jacksonville Jaguars at Indianapolis Colts - 10:00 AM (CBS)  
 Minnesota Vikings at Miami Dolphins - 10:00 AM (FOX)  
 Cincinnati Bengals at New Orleans Saints - 10:00 AM (CBS)  
 Baltimore Ravens at New York Giants - 10:00 AM (CBS)  
 Tampa Bay Buccaneers at Pittsburgh Steelers - 10:00 AM (FOX)  
**Arizona Cardinals at Seattle Seahawks - 1:05 PM (FOX)**  
 Carolina Panthers at Los Angeles Rams - 1:05 PM (FOX)  
 Buffalo Bills at Kansas City Chiefs - 1:25 PM (CBS)  
 Dallas Cowboys at Philadelphia Eagles - 5:20 PM (NBC)

### Monday, October 17

Denver Broncos at Los Angeles Chargers - 5:15 PM (ESPN)

## KEEPING UP WITH THE CARDINALS

The Cardinals 2022 media guide can be found at the team's media site on NFL Online Media Guide ([www.NFLOMG.com](http://www.NFLOMG.com)).

The all-encompassing media resource is updated continuously and will include the following:

- Traditional media guide information
- Player bios that feature career and seasons stats updated in real-time.
- Official league statistics from NFL GSIS
- Tweet-ready charts and stat grids that update in real time
- Customizable in-game reports
- Final game books and statistics
- Records and milestones tracked live
- Postgame quotes



## CARDS GO FOR 3RD ROAD WIN OF 2022

### CARDS CONTINUE ROAD SUCCESS

After leading the NFL with a franchise single-season record eight road wins in 2021, Arizona has started the 2022 season going 2-0 on the road. *This week in Seattle the Cardinals will look for their third consecutive road win to start the '22 campaign - and their fourth consecutive regular season road win dating back to last year.*

*The Cardinals Week 4 win at Carolina gave Arizona an NFL-best 10-1 road record dating back to 2021.*

#### NFL Leaders

##### Road Winning Percentage (2021-22)

Rnk	Team	Win%	W	L
1	Arizona	.909	10	1
2	Dallas	.818	9	2
3	Philadelphia	.750	9	3
4t	L.A. Rams	.727	8	3
4t	Tampa Bay	.727	8	3



*With the win at Carolina, the Cardinals also improved to 14-5 on the road over the last three seasons (2020-22). In that span, only Kansas City (.789) has a higher road winning percentages than Arizona (.737).*

#### NFL Leaders - Road Winning Percentage (2020-22)

Rnk	Team	Win%	W	L
1	Kansas City	.789	15	4
2t	Arizona	.737	14	5
2t	Tampa Bay	.737	14	5
4t	New Orleans	.684	13	6
4t	Buffalo	.684	13	6
4t	Tennessee	.684	13	6

*Of the Cardinals 14 road wins over the last three seasons (2020-22), an NFL-high 11 have come by 10+ points.*

#### NFL Leaders - Road Wins of 10+ Points (2020-22)

Rnk	Team	Wins
1	Arizona	11
2	Buffalo	9
3	Tampa Bay	8
4t	Kansas City	7
4t	New Orleans	7
4t	Baltimore	7
4t	Indianapolis	7

#### A LONG-AWAITED WIN AT CAROLINA

In Week 4, the Cardinals earned their first road win vs. the Panthers since the 2008 postseason and their first regular season road win since 2002.

#### GOING FOR A FOURTH-CONSECUTIVE ROAD WIN IN THE REGULAR SEASON

The Cardinals won their final road game of the 2021 regular season and have started the 2022 campaign 2-0 in away games. *A win at Seattle on Sunday would give Arizona at least four consecutive road wins for just the 10<sup>th</sup> time in team history.*

#### Franchise Record - Consecutive Road Wins

Rnk	Wins	Year(s)	Notes on Streak
1	8	1947-48	Final 2 in 1947 and all six in 1948
2	7	2021	First 7 road games that season
3	6	1975-76	Final 5 in 1975 and first in 1976
4t	5	2015	Final 5 road games that season
4t	5	2009	First 5 road games that season
4t	5	1963-64	Final 4 in 1963 and first in 1964
7t	4	1982	First 4 road games that season
7t	4	1973-74	Final game in 1973 and first 3 in 1974
7t	4	1949	Road games 2-5 that season

### WHERE AZ RANKS ON THE ROAD (2021-22)

The Cardinals 10-1 road record dating back to last season is the best in the NFL. Below is a look at where the Cardinals rank on the road in a number of statistical categories during that span.

Statistic	Total	NFL Rnk
Wins	10	1 <sup>st</sup>
Turnover Margin	+20	1 <sup>st</sup>
Forced Fumbles	16	1 <sup>st</sup>
Fumble Recoveries	13	1 <sup>st</sup>
Fewest Turnovers	5	1 <sup>st</sup>
Points Scored	322	2 <sup>nd</sup>
Passer Rating	105.6	2 <sup>nd</sup>
Point Differential	+13	2 <sup>nd</sup>
Takeaways	25	2 <sup>nd</sup>
Total TDs	38	t-2 <sup>nd</sup>
Rushing TDs	15	t-2 <sup>nd</sup>
Net Yards/Game	390.5	3 <sup>rd</sup>
Sacks by Defense	32	4 <sup>th</sup>



Dating back to last season, the Cardinals have been particularly strong when it comes to protecting the ball and creating turnovers on the road.

- *AZ has just 5 turnovers on the road. No other team has fewer than 10.*
- *AZ has a +20 turnover differential on the road. The next-best total is +14*

## 2022 - NOTES FROM THE ROAD

### WIN IN VEGAS WAS A WILD ONE

Arizona's Week 2 win at Las Vegas resulted in one of the biggest comeback wins in franchise history.

*The Cardinals trailed 20-0 at halftime and came from behind to earn the OT victory. It marked just the fifth time in franchise history - and first time since 1999 - Arizona overcame a deficit of 20+ points to win a game.*

*The Cards 20-point comeback is the largest lead surrendered in Raiders history.*



#### Franchise History - Biggest Comebacks

Rnk	Pts	Opponent	Comeback Notes
1	25	vs. Tampa Bay, 11/8/87	Trailed 28-3 entering the 4 <sup>th</sup> quarter
2	23	vs. San Francisco, 11/6/88	Trailed 23-0 in the 3 <sup>rd</sup> quarter
3t	21	at Philadelphia, 9/12/99	Trailed 21-0 after 1 <sup>st</sup> quarter
3t	21	at L.A. Rams, 12/4/49	Trailed 24-3 in the 3 <sup>rd</sup> quarter
5	20	at Las Vegas, 9/18/22	Trailed 20-0 at halftime

• *Prior to the victory over the Raiders in Week 2, the Cardinals had never won a game when trailing by 20+ points at halftime. Including postseason, Arizona was 0-88-1 in games they faced a halftime deficit of at least 20 points.*

• *Arizona became the first team in NFL history to score a TD on the last play of regulation, execute a two-point conversion to force OT, then go on to win in OT.*

### KYLER DIRECTS THE COMEBACK

*QB Kyler Murray put on a historic performance the Cardinals comeback over the Raiders. In the second half/OT, he completed 25-of-40 pass attempts for 224 yards and a TD, while also rushing for 28 yards and a TD on five carries. He also ran for an unforgettable two-point conversion and threw for another.*



*He became the first player in NFL history to have a passing TD, rushing TD, a two-point conversion pass and a two-point conversion run in the same game.*

On his remarkable two-point conversion run that lasted nearly 21 seconds, he ran a total distance of 84.9 yards according to NFL Next Gen Stats.

*In the second half/OT, Murray accounted for 16 of the Cardinals 20 first downs. He threw for 11 first downs and all five of his rushing attempts resulted in first downs.*

### MURPHY WINS IT WITH A LONG RETURN

The score that won it in OT for the Cardinals in Las Vegas was a 59-yard fumble return TD by CB **Byron Murphy, Jr.** On a 2<sup>nd</sup>-n-10 play from the AZ 39-yard line, Raiders WR Hunter Renfrow caught a one-yard pass when LB **Isaiah Simmons** laid a hard hit that forced the ball loose. Murphy picked up the fumble and returned it for the game-winning TD.

*Murphy's 59-yard return is the longest OT fumble return TD in NFL history (regular season or postseason) - and just the second-ever of 50+ yards.*



#### NFL History Longest OT Fumble Return TDs (Regular & Postseason)

Rnk	Player (Team)	Dist	Opponent
1	Byron Murphy, Jr. (AZ)	59	9/18/22 at Las Vegas
2	Johnnie Cooks (Bal)	52	9/4/83 at New England
3	Glenn Cadrez (Den)	37	12/19/99 vs. Seattle
4	Anthony Barr (Min)	27	10/26/14 at Tampa Bay
5	Karlos Dansby (AZ)	17	1/10/10 vs. Green Bay (WC)*

\*Playoff Game

### MURPHY AND MURRAY NOW IN THE HALL OF FAME

After making history in the Cardinals comeback win over the Raiders, both QB **Kyler Murray** and CB **Byron Murphy, Jr.** are being honored at the Pro Football Hall of Fame, which has a game-used ball signed by Murray and the jersey of Murphy now on display in Canton.

Murray is being honored for becoming the first player in NFL history to have a passing TD, rushing TD, a two-point conversion pass and a two-point conversion run in the same game.

Murphy is being honored for his game-winning TD in OT, the longest OT fumble return TD in NFL history (59 yards).





## ALLEN CONTINUES HIS RAPID ASCENT

Following up the best game of his career in Week 4 at Carolina, DL Zach Allen returned with another outstanding performance vs. the Eagles last week.

The fourth-year pro finished the outing with eight tackles, a sack, two tackles for loss, two QB hits and a pass defended.

Over the last two games, Allen has 14 tackles, 2.0 sacks, four passes defended, four QB hits and three tackles for loss.

Against the Panthers in Week 4, Allen had six tackles, a sack, a career-high three passes defended, two QB hits and a tackle for loss.

Combined with his sack of Eagles QB Jalen Hurts last week, Allen has a sack in consecutive games for the third time in his career - with all of those instances coming since last season:

Games 4-5 in 2022  
Games 12-13 in 2021  
Games 5 & 8 in 2021



### ALLEN STANDS ALONE - AND OTHER FACTS ABOUT HIS RECENT PLAY

Allen is the only player in the NFL this season with 2.0+ sacks and 5+ passes defended.

Allen's performance the last two weeks is a continuation of his ascension dating back to last season. Last week's game was the 37<sup>th</sup> of Allen's career. A look at his first 21 career games compared to his last 16:

#### Allen Comparison

Statistic	1 <sup>st</sup> 21	Last 16
Sacks	2.0	6.0
QB Hits	10	20
Passes Defended	3	9
Tackles for Loss	6	9
Fumble Recoveries	1	2

- Thru 5 games in 2022, has a career-high 5 passes defended
- Of his 30 career QB hits, over half (16) have come in his last 10 games played
- Has at least 2 QB hits in 7 of his last 10 games played
- Has 6 passes defended in last 7 games, compared to 6 in his first 30 games
- Prior to Allen in Week 4, the last Cardinals D-Lineman to have 3+ passes defended in a game was Andre Wadsworth (3) on 9/19/99 vs. Miami.

## FRONT SEVEN GETTING THE JOB DONE

Players on the Cardinals front seven - consisting of the D-Line and LBs - have keyed back-to-back solid defensive outings against the Panthers and Eagles last two weeks.

Against the Panthers in Week 4, they combined for 35 tackles, 2.0 sacks, an INT, seven passes defended, three tackles for loss, three QB hits and a fumble recovery in the win over the Panthers in Week 4.

Last week vs. Philadelphia, the unit combined for 47 tackles, 1.5 sacks, five QB hits, two tackles for loss and a pass defended.



### ALLEN AND WATT MAKING LIFE HARD FOR OPPOSING QBs

DL Zach Allen and DL J.J. Watt have excelled playing alongside each other this season. In four games together in 2022, they have combined for 26 tackles, 4.5 sacks, six tackles for loss, 11 QB hits and eight passes defended.

Allen (5) and Watt (3) are among the nine D-Linemen in the NFL this season with at least three passes defended.

2022 NFL Leaders			
Passes Defended (D-Linemen)			
Rnk	Player (Team)		PD
1	Derrick Brown (Car)		6
2t	Zach Allen (AZ)		5
2t	Teair Tart (Ten)		5
4t	J.J. Watt (AZ)		3
4t	B.J. Hill (Cin)		3
4t	D.J. Jones (Den)		3
4t	Daron Payne (Was)		3
4t	DeMarvin Leal (Pit)		3
4t	Jeffery Simmons (Ten)		3

In Week 5 vs. Philadelphia, the duo combined for nine tackles, 1.5 sacks, two tackles for loss, four QB hits and a pass defended.

In Week 4 at Carolina, Allen (3) and Watt (2) each had multiple passes defended. It marked the first time since at least 1994 the Cardinals had multiple D-Linemen with 2+ passes defended in a single game.



## WATT BRINGS THE PRESSURE

After missing the season-opener, DL J.J. Watt returned for Week 2 and in his four games played this season he has seven tackles, 2.5 sacks, two tackles for loss, four QB pressures and three passes defended.

His return has made a big impact. Watt is one of just seven defenders in the NFL this season with 2.0+ sacks and 3+ passes defended. He is the only player among the group who has played in fewer than five games.

Player (Team)	Gms	Sacks	PD
J.J. Watt (AZ)	4	2.5	3
Zach Allen (AZ)	5	2.0	5
Jeffery Simmons (Ten)	5	3.5	3
Devin White (TB)	5	3.0	3
Daron Payne (Was)	5	2.5	3
Uchenna Nwosu (Sea)	5	2.0	3
D.J. Jones (Den)	5	2.0	3



Watt has 2.5 sacks in four games played this season and 3.5 sacks in his last six regular season games played.

### WATT HIGHLIGHTS IN 2022

- Playing his first regular season game since Week 7 of 2021, Watt tallied two tackles, a sack, a tackle for loss, a QB hit and pass defended in the win over the Raiders in Week 2.
- He followed that performance with another sack in Week 3 vs. the Rams. His sacks vs. the Raiders and Rams gave him a sack in back-to-back games for the first time since Games 4-5 of the 2019 season.
- In Week 4 Carolina, Watt finished with three tackles and two passes defended, one of which was a deflection that led to the INT by LB Dennis Gardeck in the fourth quarter.
- Last week vs. Philadelphia, Watt had a half-sack and two QB hits. He now has at least a partial sack in three of four games played this season.

## COLLINS MAKING SIGNIFICANT IMPACT IN YEAR TWO

Second-year LB Zaven Collins - the Cardinals first round pick (16th overall) in the 2021 NFL Draft - has started all five games this season and has made big strides in year two.

Through five games, Collins ranks third on the team with 32 tackles (22 solo), while adding two tackles for loss and a forced fumble. He already has seven more tackles this season (32) than he had in 17 games as a rookie in 2021 (25).

In the Cardinals Week 2 win at Las Vegas, Collins established a career high with eight tackles. He matched that total at Carolina in Week 4, leading the team with eight tackles



## GARDECK'S PRODUCTIVE START IN 2022

LB Dennis Gardeck is another defender making his presence felt this season.

The former rookie free agent has collected 11 tackles, a sack, an INT, three QB hits, a tackle for loss, a pass defended and a forced fumble through five games. In addition to his work on defense, Gardeck also leads the team with six tackles on special teams.

In Week 4 at Carolina, Gardeck recorded his first career INT and also posted his eighth career sack. He is one of just seven players in the NFL this season to have a sack and INT in the same game.

Players w/ Sack and Interception in a Game (2022)				
Player (Team)	Opponent	Sack	INT	
LB Dennis Gardeck (AZ)	10/2 @ Car	1.0	1	
S Jalen Pitre (Hou)	9/25 @ Chi	1.0	2	
CB Decobie Durant (LAR)	9/18 vs. Atl	1.0	1	
DE Jerry Hughes (Hou)	9/11 vs. Ind	2.0	1	
DE Travon Walker (Jax)	9/11 @ Was	1.0	1	
LB T.J. Watt (Pit)	9/11 @ Cin	1.0	1	
DE Boogie Basham (Buf)	9/8 @ LAR	1.0	1	



### GARDECK AMONG UNDRAFTED SACK LEADERS

Gardeck record his eighth career sack in the Cardinals Week 4 win at Carolina. Among players who entered the NFL undrafted, Gardeck's 8.0 sacks are the second-most in Cardinals history.

### Franchise History - Career Sacks by Undrafted Player

Rnk	Player (Years)	Sacks
1	LB Ronald McKinnon (1996-04)	12.0
2	LB Dennis Gardeck (2018-22)	8.0
3	LB Paris Lenon (2010-12)	7.0
4	DE Fred Wakefield (2001-06)	6.5
5	DE Olsen Pierre (2017-18)	5.5



## BROWN REMAINS AMONG NFL RECEIVING LEADERS

WR **Marquise Brown** led the Cardinals in both receptions (8) and receiving yards (78) last week against the Eagles, while also adding his third TD catch of the season.

In his first five games with the Cardinals, Brown leads the Cardinals in receptions (38), receiving yards (417) and TD receptions (3).

Brown's 30 receptions rank third the NFC and are tied for fourth in the NFL this season. His 417 receiving yards rank fourth in the NFC and are tied for sixth in the NFL.

Brown has never finished a season ranked in the top-10 in either category.



### 2022 NFL Leaders – Receptions

Rnk	Player (Team)	Rec
1	Cooper Kupp (LAR)	49
2	Justin Jefferson (Min)	40
3	Stefon Diggs (Buf)	39
4t	<b>Marquise Brown (AZ)</b>	<b>38</b>
4t	Tyreek Hill (Mia)	38

### 2022 NFL Leaders – Receiving Yards

Rnk	Player (Team)	Yds
1	Justin Jefferson (Min)	547
2	Cooper Kupp (LAR)	527
3	Tyreek Hill (Mia)	524
4	Stefon Diggs (Min)	508
5	A.J. Brown (Phi)	436
6t	<b>Marquise Brown (AZ)</b>	<b>417</b>
6t	Courtland Sutton (Den)	417

Only two players in franchise history had more receptions through the first five games of a season than Brown has in 2022 (38).

### Franchise Record – Receptions Thru 1<sup>st</sup> 5 Games (Season)

Rnk	Player (Year)	Rec
1	DeAndre Hopkins (2020)	45
2	J.T. Smith (1989)	44
3	<b>Marquise Brown (2022)</b>	<b>38</b>
4t	Larry Fitzgerald (2005)	36
4t	Anquan Boldin (2005)	36

Prior to 2022, Brown's career high for receptions in the first five games of a season was 28 (2021).

In Week 3 vs. the Rams - playing just his third game with the Cardinals - Brown had a career-high 14 receptions for 140 yards. In addition to representing a career high for the fourth year pro, it also tied for the second-highest single-game total in franchise history.

### Franchise Record – Receptions (Single-Game)

Rnk	Player	Rec	Opponent
1	Sonny Randle	16	11/4/62 at NYG
2t	<b>Marquise Brown</b>	<b>14</b>	<b>9/25/22 vs. LAR</b>
2t	DeAndre Hopkins	14	9/13/20 at SF
2t	Anquan Boldin	14	9/23/07 at Bal
5t	7 times	13	Last - Larry Fitzgerald, 9/25/17 vs. Dal

## AZ AMONG TURNOVER DIFFERENTIAL LEADERS

The Cardinals are tied for fourth in the NFL with a +3 turnover differential in 2022.

### 2022 NFL Leaders – Turnover Differential

Rnk	Team	Diff	TA	TO
1	Philadelphia	+9	11	2
2t	Baltimore	+5	11	6
2t	Dallas	+5	7	2
4t	<b>Arizona</b>	<b>+3</b>	<b>6</b>	<b>3</b>
4t	Tampa Bay	+3	9	6
4t	Houston	+3	8	5

Only Philadelphia (2) and Dallas (2) have fewer turnovers than Arizona this season. The Cardinals and Eagles are the only teams in the NFL that have yet to lose a fumble.

### UNDER KINGSBURY - TURNOVERS HAVE BEEN RARE

A lack of turnovers continues to be a hallmark of the Cardinals under head coach Kliff Kingsbury. Arizona has committed just 57 turnovers in 54 games under Kingsbury. Dating back to 2019, only two teams have fewer.

In that same span, the Cardinals have lost an NFL-low 18 fumbles. No other team in the NFL has lost fewer than 23 fumbles.

### NFL Leaders (2019-22)


#### Fewest Total Turnovers

Rnk	Team	TO
1	Green Bay	44
2	New Orleans	56
3	<b>Arizona</b>	<b>57</b>
4	Seattle	58
5t	Kansas City	60
5t	Tennessee	60

### NFL Leaders (2019-22)

#### Fewest Fumbles Lost

Rnk	Team	FL
1	<b>Arizona</b>	<b>18</b>
2t	New Orleans	23
2t	Baltimore	23
4	Cleveland	24
5t	Green Bay	25
5t	New England	25
5t	N.Y. Jets	25



## ERTZ HITTING MILESTONES BY THE GAME

TE **Zach Ertz** was among the Cardinals top offensive weapons in 11 games with the team last season - after he was acquired in an October trade with the Philadelphia Eagles.

He has been just as - if not more - productive to start the 2022 season. **Through five games Ertz has 28 receptions for 229 yards and two TDs. His 28 receptions rank fourth among NFL TEs this season.**



### NFL Leaders - Receptions (Tight End)

Rnk	Player (Team)	Rec
1t	Tyler Higbee (LAR)	33
1t	Travis Kelce (KC)	33
3	Mark Andrews (Bal)	32
4	<b>Zach Ertz (AZ)</b>	<b>28</b>
5t	Dallas Goedert (Phi)	24
5t	David Njoku (Cle)	24

The 2022 season has already been one of milestones for Ertz.

**Week 3 vs. the Rams: Became the third-youngest TE in NFL history to reach 650 career receptions.**

### NFL History – Youngest TEs to 650 Receptions

Rnk	Player (Years)	Age
1	Jason Witten (2003-11)	29 years, 170 days
2	Tony Gonzalez (1997-06)	30 years, 195 days
3	<b>Zach Ertz (2013-22)</b>	<b>31 years, 319 days</b>
4	Travis Kelce (2013-21)	32 years, 12 days
5	Antonio Gates (2003-13)	33 years, 89 days

Only two TEs in NFL history reached 650 receptions in fewer games.

### NFL History – Fewest Games to 650 Receptions (TE)

Rnk	Player (Years)	Games
1	Travis Kelce (2013-21)	117
2	Jason Witten (2003-11)	133
3	<b>Zach Ertz (2013-22)</b>	<b>137</b>
4	Tony Gonzalez (1997-06)	144
5	Antonio Gates (2003-13)	149

**Week 4 at Carolina: Joined Kansas City's Travis Kelce as the only active TEs with 7,000+ career receiving yards.**

### Active NFL Leaders - Receiving Yards (Tight End)

Rnk	Player (Team)	Yds
1	Travis Kelce (KC)	9,353
2	<b>Zach Ertz (AZ)</b>	<b>7,022</b>
3	Marcedes Lewis (GB)	5,018
4	Kyle Rudolph (TB)	4,757
5	George Kittle (SF)	4,541

**Week 5 vs. Philadelphia: Playing against his former team, passed Hall of Famer Ozzie Newsome (662) for eighth place on the NFL's all-time list for career receptions by a TE.**

### NFL History - Receptions by Tight End (Career)

Rnk	Player (Years)	Rec	To Pass
1	Tony Gonzalez (1997-13)	1,325	663
2	Jason Witten (2003-20)	1,228	566
3	Antonio Gates (2003-18)	955	293
4	Shannon Sharpe (1990-03)	815	153
5	Greg Olsen (2007-20)	742	80
6	Travis Kelce (2013-)	737	75
7	Jimmy Graham (2010-21)	713	51
8	<b>Zach Ertz (2013-)</b>	<b>663</b>	-
9	Ozzie Newsome (1978-90)	662	-
10	Rob Gronkowski (2010-21)	621	-

### A CATCH VS. ALL 32 TEAMS

After catching six passes vs. the Eagles last week, Ertz has at least one reception vs. all 32 NFL franchises. He joins LAC's Gerald Everett as the only active TEs to accomplish the feat.

## ENO DOING IT ALL IN 2022

RB **Eno Benjamin**'s third NFL season has seen the former ASU standout doing a little bit of everything for the Cardinals.

Through five games Benjamin has:

136 yards and a TD on 30 carries (4.5 avg.)  
12 receptions for 97 yards  
7 kickoff returns for 170 yards (24.3 avg.)  
3 kickoffs for 158 yards (52.7 avg.)

Last week vs. Philadelphia, Benjamin had 25 yards and a TD on eight carries, while adding 28 yards on three receptions. His game-tying 11-yard TD run late in the fourth quarter was the second rushing TD of his career.



### ENO'S FOOT LEADS TO A RARE FEAT IN CAROLINA

After K Matt Prater was forced from the game in the fourth quarter due to a hip injury, Benjamin added kickoffs to his job duties in Carolina. He kicked off following all three of the Cardinals fourth quarter scoring drives.

**Benjamin became the first Cardinals player in the Super Bowl era to have a rush attempt, reception, a kickoff return and a kickoff in the same game. Prior to Benjamin, the last non-specialist to kick off for the Cardinals was S Pat Tillman on 12/15/01 at the N.Y. Giants. Benjamin and Tillman are the last two Arizona State players drafted by the Cardinals.**

## HARD KNOCKS IN SEASON: ARIZONA CARDINALS

In May it was announced that the second half of the Cardinals upcoming 2022 season will be featured on television's most acclaimed sports reality franchise **Hard Knocks**, which last year expanded its programming platform with the introduction of a multi-episode, in-season edition.

HBO Sports and NFL Films will team up to bring fans **Hard Knocks In Season: The Arizona Cardinals** this fall for an all-access primetime docuseries on the franchise.

The first episode will premiere on Wednesday, November 9. Additional episodes will premiere each Wednesday through the end of the Cardinals season.

The 18-time Emmy-winning weekly series will deliver its signature all access coverage to document an NFL franchise in-season and in real time, following the Cardinals as the team navigates the challenges of an NFL season and battles to return to the post-season. The series will be available on HBO and to stream on HBO Max during the 2022 NFL season beginning in November.

**Hard Knocks In Season** debuted last fall with the engaging and eventful drama of the Indianapolis Colts' 2021 regular season journey.

"Last season **Hard Knocks** made an unprecedented leap, documenting an NFL regular season in real time for the first time ever with the Indianapolis Colts," said Keith Cossrow, NFL Films Vice President and Senior Coordinating Producer. "This season, we are eager to build on that success and go even further with one of the most exciting teams in the NFL."

This will mark the Cardinals first appearance as part of the **Hard Knocks** franchise, which originally launched in 2001.



## CARDS ARE NFL'S BEST IN OVERTIME

The Week 2 win over the Raiders was the Cardinals 28<sup>th</sup> all-time OT win. That is tied with Denver for the most in NFL history.

### NFL History – Total OT Victories

Rnk	Team	Wins
1 <sup>t</sup>	Arizona	28
1 <sup>t</sup>	Denver	28
3 <sup>t</sup>	Washington	25
3 <sup>t</sup>	Chicago	25
3 <sup>t</sup>	NY Jets	25
3 <sup>t</sup>	Minnesota	25
3 <sup>t</sup>	San Francisco	25
3 <sup>t</sup>	Pittsburgh	25



With the victory, Arizona improved to 28-16-4 in OT games all time. The Cardinals .625 winning percentage in OT games is the best in NFL history.

### NFL History – Overtime Winning Percentage

Rnk	Team	Win%	Record
1	Arizona	.625	28-16-4
2	Denver	.592	28-19-2
3	Washington	.591	25-17-2
4	NY Giants	.585	23-16-2
5	Pittsburgh	.574	25-18-4

Dating back to 2007, the Cardinals are 12-2-2 in 16 OT games – a winning percentage of .813. Arizona remains unbeaten in OT games (5-0-2) dating back to 2013.

## A REMATCH IN MEXICO CITY

On November 21, the Cardinals will take on the San Francisco 49ers at Estadio Azteca in Mexico City on ESPN's Monday Night Football.

The Week 11 contest will serve as a rematch of the 2005 Cardinals-49ers game at Estadio Azteca which was the NFL's first regular season game held outside the United States.

The Cards earned a 31-14 win over the 49ers in that game in front of a then-record crowd of 103,467.

The Cardinals have a long history with international games and have participated in many global "firsts" for the league:

- The franchise played in the first NFL regular season game held outside the United States when they defeated the San Francisco 49ers 31-14 at Estadio Azteca in Mexico City on October 2, 2005.
- The team also played the first NFL game outside of North America on August 16, 1976 against the San Diego Chargers in Tokyo's Korakuen Stadium. The Cardinals won, 20-10.
- The first American football contest played on British soil was a tilt between the Cardinals and Minnesota Vikings in London's Wembley Stadium on August 6, 1983.



### COMPLETE LIST OF CARDINALS INTERNATIONAL GAMES

Date	Opponent	Location	Result
8/5/59	Toronto Argonauts	Exhibition Stadium (Toronto)	W, 55-26
8/2/61	Toronto Argonauts	Exhibition Stadium (Toronto)	W, 36-7
8/16/76	San Diego Chargers	Korakuen Stadium (Tokyo)	W, 20-10
8/6/83	Minnesota Vikings	Wembley Stadium (London)	L, 10-28
10/2/05	San Francisco 49ers	Estadio Azteca (Mexico City)	W, 31-14
10/22/17	Los Angeles Rams	Twickenham Stadium (London)	L, 0-33

### HERNANDEZ HAS TIES TO MEXICO CITY

OL **Will Hernandez** has family ties to Mexico City. His parents, Robert Hernandez and Angelica Lemus, moved to the United States from Mexico prior to his birth. His grandparents hail from Mexico City. Hernandez's father was a professional soccer player in Mexico.

"This is a huge and special game for me," Hernandez said after the match-up was announced. "My dad's whole side of the family still lives in Mexico City. To be able to play a game at Estadio Azteca is huge. That is one of the most historic stadiums in Mexico. I am very excited to get to play in front of my people, where I am from and where my family grew up."

## CARDS EXTEND THEIR OWN IN 2022

The Cardinals gave out a number of high-profile contract extensions this offseason - beginning with head coach **Kliff Kingsbury** and GM **Steve Keim** in March, QB **Kyler Murray** in July, OL **D.J. Humphries** in August and S **Jalen Thompson** in September.



Murray (2019) and Humphries (2015) are former first-round draft picks by Arizona. The Cardinals selected Thompson in the 2019 Supplemental Draft. Keim has spent his entire professional career with the Cardinals and Kingsbury was made an NFL head coach for the first time when he was hired by the team in 2019.

### CARDINALS SIGNING CONTRACT EXTENSIONS IN 2022

**S Jalen Thompson:** On September 2<sup>nd</sup>, the Cardinals signed Thompson to a contract extension that keeps him in Arizona through the 2025 season.



Thompson set career highs last season in tackles (120), solo tackles (78), INTs (3), passes defended (7) and tackles for loss (3). His 120 solo tackles led the team and were the second-most among all NFL defensive backs in 2021.

In his first three seasons with Arizona, the 24-year old Thompson appeared in 37 games (25 starts) and had 197 tackles, four interceptions, 11 passes defended and three tackles for loss.

**OL D.J. Humphries:** On August 2<sup>nd</sup>, the Cardinals signed Humphries to a three-year contract extension. It was the second contract extension Humphries signed with the Cardinals after previously agreeing to a three-year deal in 2020.



A captain each of the last two seasons, the 8<sup>th</sup>-year pro was selected to his first Pro Bowl in 2021 after starting all 16 games he appeared in at LT. He became the first Cards offensive tackle selected to the Pro Bowl since Lomas Brown in 1996.

**QB Kyler Murray:** On July 21<sup>st</sup> the Cardinals announced they had signed their signal-caller to the largest extension in franchise history.

The 25-year old Murray earned NFL Rookie of the Year honors (2019), is a two-time team captain and was named to the Pro Bowl twice (2020-21) in his first three seasons.

He became the first QB in franchise history to be named to the Pro Bowl twice in his first three seasons and joined Patrick Mahomes, Aaron Rodgers and Russell Wilson as the only NFL QBs named to the Pro Bowl in each of the last two seasons (2020-21).

**GM Steve Keim & Head Coach Kliff Kingsbury:** On March 2<sup>nd</sup>, the Cardinals signed both Keim and Kingsbury to contract extensions.

Now in his 24<sup>th</sup> season with Arizona and 10<sup>th</sup> as the team's GM, Keim has now signed three extensions since being promoted to his current post: February of 2015, February of 2018 and March of 2022.



## ELEVATING A FRANCHISE

The 2022 season marks the 16<sup>th</sup> with owner **Michael Bidwill** steering the organization. His leadership during that time has been instrumental in transforming the franchise both on and off the field.

### Highlights of Bidwill's tenure:

- Michael continues a tradition of Bidwill ownership of the Cardinals that dates back to his grandfather, Hall of Famer Charles Bidwill, who purchased the team in 1933.
- Of the franchise's seven all-time postseason wins, five have come during Michael's tenure leading the organization. Arizona has played in 10 postseason contests over the last 15 seasons, after having appeared in just seven total playoff games prior.
- Arizona has appeared in the NFC Championship Game twice since 2008 including a victory in the 2008 conference title game that led to the franchise's first-ever Super Bowl appearance (Super Bowl XLIII).
- With an 11-6 record in 2021, the Cardinals reached 11+ wins in a season for the sixth time in franchise history. Three of those six 11-win campaigns came with Michael leading the team: 13 in 2015, 11 in 2014, 11 in 2021.
- Among Bidwill's most substantial accomplishments with the Cardinals is the creation of State Farm Stadium. The world-class venue has proved a critical turning point for the franchise, an economic engine for the state of Arizona, and a crucial resource in the battle against the COVID-19 pandemic.
- At the conclusion of the 2022 season, State Farm Stadium will host Super Bowl LVII – the third Super Bowl held at the venue since it opened in 2006. State Farm Stadium also hosted Super Bowls XLII (following 2007 season) and XLIX (following 2014 season).
- In addition to his role in helping Arizona land three Super Bowls, Michael was also instrumental in getting the 2015 Pro Bowl moved to State Farm Stadium; played a week before Super Bowl XLIX, the two events combined to deliver a record economic impact of \$720 million to the region.
- Since State Farm Stadium opened in 2006, the Cardinals have sold out 157 games at the venue (which is every non-pandemic game played there).
- During the 2022 season, the Cardinals will make their first-ever appearance on *Hard Knocks*, television's most acclaimed sports reality franchise. Arizona will be the second team to be featured on *Hard Knocks In Season*, which will document the second half of the Cardinals season in real time.
- In January of 2016, the National Football Foundation (NFF) and College Hall of Fame inducted Bidwill and Governor Doug Ducey into the NFF Leadership Hall of Fame.

### Cardinals Under Michael Bidwill (2007-Present)

Statistic	Totals
Overall Record (RS + Post)	128-126-2
Overall Win Pct.	.504
Postseason Record	5-5
Regular Season Home Record	68-53-2
Postseason Home Record	4-0
Overall Home Record (RS + Post)	72-53-2
Seasons with .500 Record or Better	10
Seasons with 10+ Wins	5
Postseason Berths	5
Best Regular Season Record	13-3
Division Titles	3
Conference Championship Games	2
Super Bowl Appearances	1



## AN INFLUENTIAL OWNER

Within the National Football League, Bidwill's considerable influence is illustrated by his appointment to a number of notable league committees, including his inclusion on the prestigious Management Council Executive Committee.

In 2021, the league announced that Bidwill would replace Bengals owner Mike Brown on the Management Council Executive Committee that deals with the NFLPA on labor issues.

The full list of league committees that Bidwill serves or has served on while running the Cardinals:

- Management Council Executive Committee
- Compensation Committee
- Legislative Committee
- Stadium Security & Fan Behavior (Chairman)
- Business Ventures Committee
- Conduct Committee (Chairman)
- NFL Foundation
- Diversity, Equity & Inclusion Committee
- Social Justice Working Group
- Health & Safety Advisory Committee



## REMEMBERING VIOLET BIDWILL

The 2022 season marks the 75<sup>th</sup> anniversary of the Cardinals historic 1947 season. It was a year in which **Violet Bidwill** made league history and one that ultimately ended in the team winning an NFL Championship over the Philadelphia Eagles.

The Cardinals suffered a big loss when team owner **Charles W. Bidwill** - having just recently assembled his "Dream Backfield" with the unprecedented signing of All-American running back Charley Trippi - passed away in April. He had run the franchise since purchasing it in 1933 and was credited with pulling the team - and on a larger scale the NFL - through the Great Depression.

### THE NFL'S FIRST FEMALE OWNER

With the passing of Charles, his wife, Violet Bidwill - while raising the couple's two teenage sons Stormy (18) and William (16) - took over as team owner. It was a historic moment, as she became the first female owner in NFL history and one of the first females to serve as a primary owner in professional sports.



"She was a wonderful person and was in a tough situation with losing her husband at a young age," Violet's grandson, current Cardinals owner **Michael Bidwill**, said. "She decided she would take over the family businesses."

"Things worked out well," then-team president Ray Benningsen said of the front office under Violet. "I ran the business end of it, (head coach) Jimmy (Conzelman) ran the team on the field and we both appreciated Vi's (Violet) counsel. I'll tell you one thing. She knew her football and she was a shrewd businesswoman."

"She didn't suffer fools, and she was right there in the meetings with the rest of the owners and held her own," said Michael Bidwill.

Violet Bidwill's first year of ownership saw the franchise win the NFL Championship after defeating the Philadelphia Eagles 28-21 in the Championship Game.

## KEIM HAS BUILT SOME OF THE BEST

After 14 seasons working within the Cardinals personnel department, **Steve Keim** was elevated to GM on January 8, 2013.

### AMONG THE NFL'S BEST IN 2021

In 2021, the Cardinals posted an 11-6 record and secured their first playoff berth since 2015.

In addition to winning 11 games during the regular season, the Cardinals also ranked in the top 10 in both offensive points scored and defensive points allowed per game.

### KEIM TRADES FOR THE NFL'S BEST

Among the trades negotiated by Keim during his tenure as GM:

- QB **Carson Palmer** from Oakland in 2013
- LB **Chandler Jones** from New England in 2016
- WR **DeAndre Hopkins** from Houston in 2020
- OL **Rodney Hudson** from Las Vegas in 2021
- TE **Zach Ertz** from Philadelphia in 2021
- WR **Marquise Brown** from Baltimore in 2022

### CARDINALS HIGHLIGHTS IN KEIM'S TENURE

- The 2021 season marked the fourth time in his tenure the Cardinals have won 10+ games. That includes the 2015 season when Arizona won a franchise record 13 games and earned its first-ever postseason bye.
- During Keim's tenure, Arizona has established franchise records for wins in a season (13 in 2015), points in a season (489 in 2015), led the NFL in total offense for the first time in team history (#1 in 2015) and led the NFL in sacks for the second time ever (48.0 in 2016).
- Arizona has featured a top-10 defense four times and a top-10 offense four times dating back to Keim's first season as GM. The Cardinals had a top-10 defense in three consecutive seasons (2015-17) for the first time since the 1970 merger. In 2021, Arizona ranked 10<sup>th</sup> in the NFL in offensive points scored (435) and eighth in defensive points allowed (349).
- Selected QB **Kyler Murray** with the #1 overall pick in the 2019 NFL Draft. Murray was named the 2019 NFL Offensive Rookie of the Year and followed up with Pro Bowl selections in each of the last two years (2020-21), becoming the first QB in team history to earn multiple Pro Bowls in his first three seasons.
- The 2021 free agency period was one of Keim's busiest as GM. The players the Cardinals acquired have a combined 20 Pro Bowl selections and 11 All-Pro nods. Arizona brought in five different Pro Bowlers in the offseason: DL **J.J. Watt**, WR **A.J. Green**, OL **Rodney Hudson**, K **Matt Prater** and RB **James Conner**. Conner was selected to the Pro Bowl in 2021.
- Named Sporting News 2014 NFL Executive of the Year and earned back-to-back NFL Executive of the Year honors from Pro Football Talk (2013-14).





## 17TH SEASON AT STATE FARM STADIUM

The Cardinals are in their 17<sup>th</sup> season at State Farm Stadium.

### A LOOK AT THE CARDINALS OPPONENTS AT STATE FARM STADIUM IN 2022

• Of the Cardinals eight home games at State Farm Stadium this season, seven come vs. teams that posted a winning record in 2021 and five will come vs. teams that made the playoffs last season.

• The eight teams posted a combined 44-25 (.638) record on the road last season.

• Arizona will host three primetime games at State Farm Stadium this season. The first comes next week when the Cardinals host the Saints on Thursday Night Football.  
vs. Saints on Thursday Night Football (Week 7)  
vs. Patriots on Monday Night Football (Week 14)  
vs. Buccaneers on Sunday Night Football (Week 16 on Christmas night)



### Cardinals Remaining Home Games at State Farm Stadium (2022)

Week	Opponent	2021 Highlights
7	New Orleans	9-8 record; finished 2 <sup>nd</sup> in NFC South
9	Seattle	7-10 record
12	L.A. Chargers	9-8 record; finished 3 <sup>rd</sup> in AFC West
14	New England	10-7 record; earned playoff berth
16	Tampa Bay	13-4 record; made Divisional Round of playoffs

### A CATALYST FOR THE CARDINALS SUCCESS

State Farm Stadium has been a catalyst for the Cardinals success since it opened in 2006. Below is a look at the Cardinals results in their first 16+ years at State Farm Stadium compared to 18 seasons at Sun Devil Stadium.

Overall Comparison	16+ seasons at State Farm Stadium	18 seasons at Sun Devil Stadium
<b>Statistic</b>		
Sellouts	157 (excluding 2020)	12
Regular Season Home Record	71-58-2	64-80
Home Win %	.552	.444
Postseason Record	5-4	1-1
Postseason Home Record	4-0	0-0
Seasons with Winning Record	6	1
Postseason Berths	5	1
Division Titles	3	0
Conference Championship Games	2	0
Super Bowl Appearances	1	0

### IT GETS LOUD IN THERE

*The home crowd at State Farm Stadium has given the Cardinals one of the best home-field advantages in the NFL. Dating back to the inaugural year at State Farm Stadium in 2006, Cardinals opponents have accumulated 199 accepted false start penalties in the regular season.* That is the most for any home team in the NFL during that span.

### NFL Leaders - Opponent False Start Penalties (2006-)

Rnk	Home Team	FS	Stadium
1	Cardinals	199	State Farm Stadium
2	Titans	190	Nissan Stadium
3	Seahawks	184	Lumen Field
4	Eagles	175	Lincoln Financial Field
5	Falcons	169	Mercedes Benz Stadium

## BETMGM SPORTSBOOK OPENS AT STATE FARM STADIUM

In September, the Cardinals and BetMGM debuted the first sportsbook at an NFL stadium. The BetMGM Sportsbook at State Farm Stadium is a two-story, 17,000-square-foot entertainment destination featuring state-of-the-art sports wagering amenities, concert-hosting facilities, a gourmet grille and bar and a variety of screens to watch games.

"We are proud and thrilled to be the NFL's first team to offer its fans this type of unprecedented amenity and innovative experience," Cardinals owner Michael Bidwill said at the opening. "The BetMGM Sportsbook at State Farm Stadium gives us a chance to engage current and potential fans on a year-round basis in a fun, entertaining and responsible way."



Located on The Great Lawn, the BetMGM Sportsbook at State Farm Stadium operates on both event and non-event days, offering guests a massive 265-square-foot video wall, 38 TVs and indoor-and-outdoor dining options.

Throughout the year, the BetMGM Sportsbook at State Farm Stadium also will serve as an outdoor music and comedy concert amphitheater, hosting events for audiences gathered on The Great Lawn.

## SUPER BOWL RETURNS TO AZ

### Valley Will Host 4th Super Bowl in February

The final game of the 2022 NFL season will take place in Arizona when State Farm Stadium plays host to Super Bowl LVII on Sunday, February 12, 2023.



It will be the fourth Super Bowl played in the state of Arizona and the third time the nation's most popular sporting event will be played at State Farm Stadium. The Cardinals home venue last staged the mega event when it hosted Super Bowl XLIX following the 2014 season.

Arizona joins South Florida, New Orleans, Los Angeles and Tampa Bay as the only sites selected to host the Super Bowl at least four times.

### Past Super Bowls in Arizona

Super Bowl	Site	Date	Result
XLIX (49)	State Farm Stadium	Feb. 1, 2015	Patriots 28, Seahawks 24
XLII (42)	State Farm Stadium	Feb. 3, 2008	Patriots 17, Patriots 14
XXX (30)	Sun Devil Stadium	Jan. 28, 1996	Cowboys 27, Steelers 17

**ECONOMIC IMPACT:** The last time the game was staged in Arizona, it produced a record economic impact for the state. A 2015 study by the Seidman Research Institute, W.P. Carey School of Business at Arizona State University determined that Super Bowl XLIX, the 2015 Pro Bowl and related events produced a gross economic impact of \$719.4 million for the region. That was the largest economic impact of any special event ever held in Arizona. In addition to the games played in Glendale, more than 1 million people visited Verizon Super Bowl Central in downtown Phoenix and more than 500,000 people enjoyed events in downtown Scottsdale.

In a span of just over 26 months in 2015-17, State Farm Stadium hosted a Pro Bowl, Super Bowl, College Football National Championship Game and the NCAA Men's Final Four.

It was an unprecedented stretch for a stadium that generated \$1.3 billion in economic impact for the state during that 26-month span.

## "MR. B" ENTERS RING OF HONOR

In a halftime ceremony during the season-opener vs. the Chiefs, the Cardinals inducted former owner Bill Bidwill into the team's Ring of Honor.

Bidwill, who passed away in October of 2019 at the age of 88, had a life-long association with the Cardinals which spanned eight decades. After his father, Hall of Fame owner Charles W. Bidwill, Sr. purchased the team, Bill worked as a ball boy when he was a child. Upon graduating from Georgetown University and serving proudly in the United States Navy, Bidwill took on a full-time role with the Cardinals in 1960.



While well-known for his understated nature and a preference for staying out of the spotlight, "Mr. B" was recognized often for his contributions and accomplishments as Cardinals owner. In 2017, he was enshrined in the Arizona Sports Hall of Fame which honors those who have made significant contributions to the state's athletics community. In 2010, Bidwill was inducted into the Sports Faith Hall of Fame in Lake Forest, IL. At its December 2010 commencement exercises, Northern Arizona University awarded Bidwill an honorary doctor of humane letters degree for "his contributions to the university, his community and his profession."

During his time as owner, Bidwill was also at the forefront of diversity in employment practices, which was evidenced by the hiring of the NFL's first African American female executive (Adele Harris), first African American contract negotiator (Bob Wallace) and first African American head coach/GM tandem (Dennis Green and Rod Graves). In 2015, the team established the Bill Bidwill Coaching Fellowship to increase diversity and provide opportunities to gain NFL coaching experience. At the 2010 annual NFL Combine in Indianapolis, Bidwill was honored with the Paul "Tank" Younger Award from the Fritz Polard Alliance, whose purpose is to promote diversity and equality of job opportunity in the NFL.

Bidwill became the 19<sup>th</sup> individual inducted into the Cardinals Ring of Honor. Created in 2006 to coincide with the opening of State Farm Stadium, the Ring of Honor also includes Charles W. Bidwill, Sr. (Owner), Jimmy Conzelman (Coach), T Dan Dierdorf, HB John "Paddy" Driscoll, HB/DB Marshall Goldberg, WR Roy Green, QB Jim Hart, CB Dick "Night Train" Lane, HB Ollie Matson, HB Ernie Nevers, QB Carson Palmer, S Pat Tillman, HB Charley Trippi, QB Kurt Warner, CB Roger Wehrli, CB Aeneas Williams, S Adrian Wilson and S Larry Wilson.

## CARDS COMING OFF 11-WIN SEASON IN '21

The Cardinals finished the 2021 regular season with an 11-6 record.

It marked just the sixth time in franchise history Arizona won at least 11 games in a season, with half of those coming during Michael Bidwill's 15 seasons (2007-21) running the team.

Kliff Kingsbury became the fifth coach in franchise history to win 11+ games in a season.

### Franchise Record – Wins (Season)

Rnk	Wins	Year	Coach
1	13	2015*	Bruce Arians
2t	11	2021*	Kliff Kingsbury
2t	11	2014*	Bruce Arians
2t	11	1975	Don Coryell
2t	11	1948	Jimmy Conzelman
2t	11	1925	Norm Barry

\*During Michael Bidwill's tenure running team

### HISTORIC WINNING-STREAK TO START 2021

Arizona started the 2021 season 7-0, tying the franchise record for wins to open a season (also had 7 in 1974).

### Franchise Record

#### Longest Winning Streak to Open Season

Rnk	Year	Wins
1t	2021	7
1t	1974	7
3	1922	6
4t	1966	5
4t	1923	5

In franchise history, there were just three winning streaks of any kind longer than the Cardinals seven-game winning streak to open the '21 campaign. A look at the longest winning streaks in franchise history:

### Franchise History - Longest Winning Streaks

Rnk	Year(s)	Wins	Games
1	1948-49	11	Games 3-12 in 1948 - Game 1 in '49
2	2015	9	Games 7-15
3	1925	8	Games 2-9
4t	2021	7	Games 1-7
4t	1974	7	Games 1-7



## A REMARKABLE TURNAROUND IN THE DESERT

When he took over the Cardinals in 2019, head coach Kliff Kingsbury inherited a team with the league's worst record and one of the NFL's least-productive offenses.

The Cardinals had an NFL-low three wins and were ranked last in nearly every offensive category in 2018. In 2021, Arizona secured a playoff spot, posted 11 wins in the regular season and ranked in the top-10 in total offense, passing offense and rushing offense.

A look at the Cardinals offense in 2018 - the year prior to Kingsbury's arrival - compared to where it ranked in 2021.



Cardinals Offensive Rankings	2018 (Final)	2021 (Final)
Statistic	Rnk (Total)	Rnk (Total)
Games w/30+ Points	32 <sup>nd</sup> (0)	t-2 <sup>nd</sup> (9)
Rushing TDs	t-27 <sup>th</sup> (9)	t-3 <sup>rd</sup> (23)
Fewest Turnovers	27 <sup>th</sup> (28)	4 <sup>th</sup> (15)
Games w/ 400+ Yds & 30+ Pts	t-30 <sup>th</sup> (0)	t-5 <sup>th</sup> (5)
Games w/4+ TDs	t-29 <sup>th</sup> (1)	t-5 <sup>th</sup> (8)
Scoring Efficiency	32 <sup>nd</sup> (19.3)	6 <sup>th</sup> (44.7)
Games w/ 25+ Points	t-31 <sup>st</sup> (1)	t-6 <sup>th</sup> (10)
Big Plays (25+ Yards)	30 <sup>th</sup> (23)	t-6 <sup>th</sup> (44)
Wins	32 <sup>nd</sup> (3)	t-7 <sup>th</sup> (11)
Big Plays Passing (25+ Yards)	30 <sup>th</sup> (20)	8 <sup>th</sup> (39)
Total Yards/Game	32 <sup>nd</sup> (241.6)	8 <sup>th</sup> (373.6)
First Downs/Game	32 <sup>nd</sup> (239)	8 <sup>th</sup> (21.6)
Touchdowns	31 <sup>st</sup> (27)	t-8 <sup>th</sup> (52)
Scoring Drives	32 <sup>nd</sup> (36)	t-8 <sup>th</sup> (80)
Passing Yards/Game	32 <sup>nd</sup> (157.7)	10 <sup>th</sup> (251.5)
Rushing Yards/Game	32 <sup>nd</sup> (83.9)	10 <sup>th</sup> (122.1)
Offensive Points Scored	32 <sup>nd</sup> (203)	10 <sup>th</sup> (435)

### UPPING THE WIN TOTAL IN EACH OF HIS FIRST THREE YEARS

Arizona increased its win total by at least two games in each of the first three seasons under head coach Kliff Kingsbury:

3 in 2018 the year before his arrival  
5 in 2019 (+2)  
8 in 2020 (+3)  
**11 in 2021 (+3)**

## COMPLEMENTARY FOOTBALL WINS

Much of the Cardinals success in 2021 was the result of the team playing complementary football.

Arizona ranked 10<sup>th</sup> in the NFL in offensive points scored (435) and eighth in defensive points allowed (349) in 2021.

### 2021 NFL Leaders

#### Offensive Points Scored

Rnk	Team	Pts
1	Tampa Bay	498
2	Buffalo	476
3	Dallas	468
4	L.A. Chargers	460
5	L.A. Rams	453
6	Kansas City	452
7	Cincinnati	446
8	New England	441
9	Green Bay	437
10	Arizona	435

### 2021 NFL Leaders

#### Defensive Points Allowed

Rnk	Team	Pts
1	New England	270
2	Buffalo	280
3	Denver	288
4	New Orleans	314
5	L.A. Rams	338
6	Tampa Bay	339
7	Dallas	345
8	Arizona	349
9	Kansas City	350
10	Tennessee	354



The Cardinals scored 30+ points in a game AND allowed 20 points or less in the same game six times last season, tied for the most in the NFL. Arizona, Buffalo and Tampa Bay were the only teams in the NFL in 2021 that had six games in which the team did both.

The Cardinals scored 30+ points in a game nine times in 2021, tied for the second-highest total in the NFL behind only Tampa Bay (10). Arizona allowed 20 points or fewer eight times, tied for eighth in the NFL.

## HISTORICALLY-BALANCED ATTACK

Arizona finished the 2021 regular season with 6,352 total net yards, the second-high total in franchise history.

### Franchise Record

#### Total Net Yards (Season)

Rnk	Year	Yards
1	2015	6,533
2	2021	6,352
3	1984	6,345
3	2020	6,153
5	2016	5,868



The Cardinals had 4,276 net passing yards and 2,076 rushing yards in 2021. It marked just the second time in franchise history (1984) that Arizona had 4,000+ net passing yards and 2,000+ rushing yards in a season.

Arizona ranked in the top-10 in total offense (#8), rushing offense (#10) and passing offense (#10) in 2021. Arizona, Buffalo and Dallas were the only teams in the NFL last season that ranked in the top-10 in all three categories in 2021.

### 2021 OFFENSIVE NFL LEADERS

#### 2021 NFL Leaders - Total Offense

Rnk	Team	Y/G
1	Dallas	407.0
2	Tampa Bay	405.9
3	Kansas City	396.8
4	L.A. Chargers	390.2
5	Buffalo	381.9
6	Baltimore	378.6
7	San Francisco	375.7
8	Arizona	373.6
9	L.A. Rams	372.1
10	Green Bay	365.6



#### Rushing Offense

Rnk	Team	Y/G
1	Philadelphia	159.7
2	Indianapolis	149.4
3	Baltimore	145.8
4	Cleveland	145.4
5	Tennessee	141.4
6	Buffalo	129.9
7	San Francisco	127.4
8	New England	126.5
9	Dallas	124.6
10	Arizona	122.1

#### Passing Offense

Rnk	Team	Y/G
1	Tampa Bay	307.6
2t	Dallas	282.4
2t	L.A. Chargers	282.4
4	Kansas City	281.8
5	L.A. Rams	273.1
6	Las Vegas	268.6
7	Cincinnati	259.0
8	Green Bay	253.8
9	Buffalo	252.0
10	Arizona	251.5



## KYLER MURRAY - AT A GLANCE

• Selected #1 overall by the Cardinals in the 2019 NFL Draft. Signed the largest contract in franchise history when he agreed to an extension in July of 2022 that will keep him under contract through the end of the 2028 season.



- For the second straight season, earned Pro Bowl honors in 2021. 1<sup>st</sup> QB in franchise history named to Pro Bowl twice within his first three NFL seasons and joined Aaron Rodgers, Patrick Mahomes and Russell Wilson as only NFL QBs named to each of last two Super Bowls.

- 2019 AP NFL Offensive Rookie of the Year.

- In his career (51 games), has completed 1,198-of-1,796 pass attempts (66.7%) for 12,721 yards and 76 TDs while rushing for 1,919 yards and 22 TDs on 342 carries (5.6 avg.).

### NFL HISTORY

- Only player in NFL history with 70+ passing TDs and 20+ rushing TDs in his first three seasons.

- First player in NFL history with 3,500+ passing yards and 400+ rushing in each of his first three seasons.

- His 66.86 completion percentage was the best in NFL history in a player's first three seasons (min. 1,000 attempts).

- Fourth-youngest player in NFL history (24 years, 120 days) to reach 10,000 career passing yards.

- Second player in NFL history (Cam Newton) with 11,000+ passing yards and 1,500+ rushing yards in first three seasons.

- His five games with 3+ pass TDs and 1+ rush TDs were the most in NFL history in a player's first three seasons.

- Joins Peyton Manning (2) and Aaron Rodgers (2) as the only players in NFL history with multiple games of 400+ passing yards, 3+ passing TDs and 1+ rushing TD.

- Only player in NFL history with 7,500+ passing yards, 45+ TD passes and 15+ TD runs in his first two NFL seasons.

- Only player in NFL history with 6,000+ passing yards and 1,100+ rushing yards in his first 25 career games.

- In 2020, set an NFL record for the most games (9) with a passing and rushing TD in a single season. Has 15 such performances in 51 career games, surpassing Jim Hart for the team record (11 in 199 games).

- Only player in NFL history with both a passing and rushing TD in five consecutive games (Games 5-9) in 2020.

- In Week 7 of the 2020 season vs. Seattle, became the first player in NFL history to throw for 350+ yards and 3+ TDs while also rushing for 50+ yards and a TD in a single game.

- Just the 6<sup>th</sup> different QB in NFL history with 3,500+ passing yards and 500+ rushing yards in a season (2019) – and just the second rookie (Cam Newton, 2011).

- Between Weeks 4-10 of the 2019 season, set an NFL rookie record with 211 consecutive pass attempts without an INT.

### CARDINALS HISTORY

- Only player in franchise history to have 3,500+ passing yards in three consecutive seasons.

- Only player in franchise history with 11,000+ passing yards and 1,500+ rushing yards in their career.

- Already owns the franchise record for rushing TDs by a QB (22) and career games with both a passing and rushing TD (15).

- Tied Kurt Warner (5 in 2009) for the most games with a passer rating of 120.0+ in a single season in 2021.

- Established a single-season franchise record with a 67.2 completion percentage (375-of-558) in 2020, which he topped in 2021 with a 69.2 completion percentage (333-of-481).

- Set a single-season franchise record for rushing TDs (11) and rushing yards (819) by a QB in 2020.

- Has been named NFC "Offensive Player of the Week" five times, tying Kurt Warner for the most in franchise history. In 2020 became the first player in team history to earn the honor three times in a single season.

- First Cardinals rookie QB to start a season opener since Lamar McHan in 1954. Selected #1 overall by the Cardinals in the 2019 NFL Draft, the fifth player ever taken by Arizona #1 overall and first since 1958.

## A TALENT UNLIKE ANY OTHER

**QB Kyler Murray was named to his second consecutive Pro Bowl in 2021 after completing 333-of-481 pass attempts (69.2%) for 3,787 yards, 24 TDs, 10 INTs and a 100.6 passer rating. He also rushed for 423 yards and five TDs.**

A look at where Murray's totals ranked among NFL QBs in 2021 despite having missed three games due to injury:

### Murray's NFL Rankings in 2021

Statistic	Total	Rnk
Completion%	69.2	2 <sup>nd</sup>
Pass Yards/Attempt	7.87	4 <sup>th</sup>
Games w/ 120+ Rating	5	t-4 <sup>th</sup>
Rushing TDs (QBs)	5	t-4 <sup>rd</sup>
Games w/ 70+ Comp%	7	t-6 <sup>th</sup>
Passer Rating	100.6	8 <sup>th</sup>
Passing Yards/Game	270.5	8 <sup>th</sup>
Games w/ 100+ Rating	8	t-8 <sup>th</sup>
Completions of 25+ Yds	33	t-9 <sup>th</sup>
Offensive TDs (Pass/Rush)	29	10 <sup>th</sup>



As good as Murray was in 2021, it is the combined numbers he put up in his first three seasons that has him in the NFL record books.

**Through three seasons, the former #1 overall pick completed 1,057-of-1,581 pass attempts (66.9%) for 11,480 yards, 70 TDs, 34 INTs and a 93.9 passer rating. He also rushed for 1,786 yards and 20 TDs on 314 carries (5.7 avg.).**

### 1<sup>st</sup> player in NFL history with:

**70+ TD passes and 20+ TD runs in 1<sup>st</sup> 3 seasons**  
**3,500+ passing yards and 400+ rushing yards in each of his 1<sup>st</sup> 3 seasons**  
**17+ games with a 70+ completion percentage in 1<sup>st</sup> 3 seasons**

### 1<sup>st</sup> player in Cardinals history with:

**3,500+ passing yards in 3 consecutive seasons**  
**20+ TD passes in each of his 1<sup>st</sup> 3 seasons**  
**3,500+ passing yards in each of his 1<sup>st</sup> 3 NFL seasons**  
**60+ TD passes and 20+ TD runs in 1<sup>st</sup> 41 career games**

### 2<sup>nd</sup> player in NFL history with:

**11,000+ passing yards and 1,700+ rushing yards in 1<sup>st</sup> 3 seasons**  
**Joined Cam Newton (2011-13)**

**20+ pass TDs and 4+ rushing TDs in each of his 1<sup>st</sup> 3 seasons**  
**Joined Dak Prescott (2016-18)**

### 2<sup>nd</sup> player in Cardinals history with:

**Multiple games with 4+ TD passes in a single season (2021)**  
**Joined Carson Palmer (2015) as only players to accomplish the feat**  
**Passer rating of 100.0+ for an entire season (2021)**  
**Joined Carson Palmer (2015) as only players to accomplish the feat**

## 90 TDs IN FIRST THREE SEASONS

**Murray accounted for 90 total TDs (70 passing; 20 rushing) in his first three NFL seasons.**

**He became the first player in NFL history with 70+ passing TDs and 20+ rushing TDs in his first three seasons.**

**Murray's 70 TD passes were 26 more than any other player in franchise history in their first three NFL seasons.**

### Franchise Record – TD Passes in 1st 3 NFL Seasons

Rnk	Player (Years)	TDs
1	Kyler Murray (2019-21)	70
2	Charley Johnson (1961-63)	44
3	Jake Plummer (1997-99)	41
4	Paul Christman (1945-47)	35
5	Jim Hart (1966-68)	34



**Murray's 20 rushing TDs marked the fourth-best total in franchise history in a player's first three NFL seasons - regardless of position.**

### Franchise Record – Rushing TDs in 1st 3 Seasons

Rnk	Player (Years)	TD	Gms
1	RB Ottis Anderson (1979-81)	26	48
2	RB David Johnson (2015-17)	24	33
3	RB Tim Hightower (2008-10)	23	48
4	QB Kyler Murray (2019-21)	20	46
5	RB Beanie Wells (2009-11)	19	43

**Only two QBs in NFL history had more rushing TDs in their first three seasons than Murray.**

### NFL History - Rushing TDs by QB in 1st 3 Seasons

Rnk	Player (Years)	TDs
1	Cam Newton (2011-13)	28
2	Josh Allen (2018-20)	25
3	Kyler Murray (2019-21)	20
4	Lamar Jackson (2018-20)	19
5	Dak Prescott (2016-18)	18

## HIGH PERCENTAGE PASSER IN 2021

Murray completed 333-of-481 pass attempts (69.2%) during the regular season in 2021. His 69.2 completion percentage established a new franchise single-season record and also ranked second in the NFL in 2021.

Murray now owns the top two - and three of the top six - single-season completion percentages in Cardinals history.

### Franchise Record – Completion Pct. (Season)

Rnk	Player (Year)	Pct.
1	Kyler Murray (2021)	69.2
2t	Kyler Murray (2020)	67.2
2t	Kurt Warner (2008)	67.1
4	Kurt Warner (2009)	66.1
5	Kurt Warner (2005)	64.5
6	Kyler Murray (2019)	64.4

### 2021 NFL Leaders – Completion Percentage

Rnk	Player (Team)	Pct.
1	Joe Burrow (Cin)	70.4
2	Kyler Murray (AZ)	69.2
3	Aaron Rodgers (GB)	68.9
4	Dak Prescott (Dal)	68.8
5	Derek Carr (LV)	68.4



## NO ONE MORE ACCURATE IN 1ST THREE SEASONS

Murray has completed 1,057-of-1,581 career pass attempts. His 66.86 completion percentage is the best in NFL history in a player's first three seasons (min. 1,000 pass attempts).

### NFL History – Completion Percentage in 1st 3 Seasons (Min. 1,000 Attempts)

Rnk	Player (Years)	Pct.	Cmp	Att
1	Kyler Murray (2019-21)	66.86	1,057	1,581
2	Deshaun Watson (2017-10)	66.78	804	1,204
3	Justin Herbert (2020-21)	66.22	839	1,267
4	Dak Prescott (2016-18)	66.10	975	1,475
5	Patrick Mahomes (2017-19)	65.88	724	1,099



## KEEPING IT ABOVE 70 PERCENT

Murray has had 18 games with a 70+ completion percentage in his first three-plus seasons. That the most in franchise history - for an entire career. Murray's 17 such performances were the most in NFL history in player's first three seasons.

### Franchise History – Games w/ 70.0+ Comp. % (Career)

Rnk	Player (Years)	Games
1t	Kyler Murray (2019-22)	18
2	Kurt Warner (2005-09)	15
3	Neil Lomax (1981-88)	12
4	Carson Palmer (2013-17)	10
5	Jim Hart (1966-83)	8

### NFL History – Games w/ 70.0+ Comp. % (1st 3 Seasons)

Rnk	Player (Team)	Games
1	Kyler Murray (AZ)	17
2t	Dak Prescott (Dal)	16
2t	Deshaun Watson (Hou)	16
4t	Russell Wilson (Sea)	15
4t	Lamar Jackson (Bal)	15



## HISTORIC COMPLETIONS TOTAL

Murray had 1,057 career completions in his first three seasons. In NFL history, only Andrew Luck had more.

### NFL History – Completions in 1st 3 Seasons

Rnk	Player (Years)	Cmp
1	Andrew Luck (2012-14)	1,062
2	Kyler Murray (2019-21)	1,057
3	Derek Carr (2014-16)	1,055
4	Ryan Tannehill (2012-14)	1,029
5	Peyton Manning (1998-00)	1,014

Murray owns three of the top-10 single-season completion totals in team history.

### Franchise History – Completions (Season)

Rnk	Player (Year)	Cmp
1	Kurt Warner (2008)	401
2	Kyler Murray (2020)	375
3	Carson Palmer (2016)	364
4	Carson Palmer (2013)	362
5	Kyler Murray (2019)	349
6	Neil Lomax (1984)	345
7	Carson Palmer (2015)	342
8	Kurt Warner (2009)	339
9	Kyler Murray (2021)	333
10	Jake Plummer (1998)	324

## A HIGHLY-RATED CAMPAIGN IN 2021

Murray posted a 100.6 passer rating in 2021. It represented the second-highest single-season total in franchise history. He now owns two of the top-5 single-season passer rating totals in franchise history.

### Franchise Record – Passer Rating (Season)

Rnk	Player (Year)	Rating
1	Carson Palmer (2015)	104.6
2	Kyler Murray (2021)	100.6
3	Kurt Warner (2008)	96.9
4	Carson Palmer (2014)	95.6
5	Kyler Murray (2020)	94.3

Murray's 110.6 passer rating in 2021 ranked eighth in the NFL.

### NFL Leaders – Passer Rating (2021)

Rnk	Player (Team)	Rating
1	Aaron Rodgers (GB)	111.9
2	Joe Burrow (Cin)	108.3
3	Dak Prescott (Dal)	104.2
4t	Kirk Cousins (Min)	103.1
4t	Russell Wilson (Sea)	103.1
6	Matthew Stafford (LAR)	102.9
7	Tom Brady (TB)	102.1
8	Kyler Murray (AZ)	100.6
9	Jimmy Garoppolo	98.7
10	Patrick Mahomes	98.5



Murray's five games with a passer rating of 120.0+ in 2021 tied for the most in a single season in franchise history.

### Franchise Record – Games w/ 120+ Passer Rating (Season)

Rnk	Player (Year)	120+
1t	Kyler Murray (2021)	5
1t	Kurt Warner (2009)	5
3	Neil Lomax (1984)	4
4t	Carson Palmer (2015)	3
4t	Kurt Warner (2008)	3
4t	Neil Lomax (1983)	3

In franchise history, only Neil Lomax (10 in 108 games) had more such outings in a career than Murray has in his first 51 career games (9).

### Franchise Record – Games w/ 120.0+ Passer Rating (Career)

Rnk	Player (Years)	120+	Gms Played
1	Neil Lomax (1981-88)	10	108
2t	Kyler Murray (2019-21)	9	51
2t	Kurt Warner (2005-09)	9	61
4	Jim Hart (1966-83)	6	199
5	Carson Palmer (2013-17)	4	60

### Murray's Career Games w/ Passer Rating of 120+

Rate	Opponent
150.5	11/8/20 vs. Mia
136.9	12/5/21 @ Chi
130.7	10/31/19 vs. SF
129.0	10/17/21 @ Cle
128.2	10/13/19 vs. Atl
127.8	12/20/20 vs. Phi
121.3	10/24/21 vs. Hou
121.0	9/12/21 @ Ten
120.3	10/3/21 @ LAR

## AMONG THE YOUNGEST TO 10,000

In Week 13 of the 2021 season at Chicago, Murray surpassed 10,000 passing yards in his career (currently sits at 11,480).

At 24 years, 120 days old he became the fourth-youngest player in NFL history to reach 10,000 career passing yards.

### NFL History

#### Youngest to Reach 10,000+ Passing Yards

Rnk	Player (Team)	Age
1	Drew Bledsoe (NE)	23 years, 299 days
2	Jameis Winston (TB)	23 years, 303 days
3	Dan Marino (Mia)	24 years, 63 days
4	Kyler Murray (AZ)	24 years, 120 days
5	Cam Newton (Car)	24 years, 191 days

Murray (11,480 passing yards and 1,786 rushing yards) joined Cam Newton (2011-13) as the only players in NFL history with 11,000+ passing yards and 1,500+ rushing yards in their first three seasons.

Murray's 11,480 passing yards are the fourth most in NFL history in a player's first three seasons.

### NFL History – Passing Yards in 1st 3 Seasons

Rnk	Player (Years)	Yards
1	Andrew Luck (2012-14)	12,957
2	Peyton Manning (1998-00)	12,287
3	Jameis Winston (2015-17)	11,636
4	Kyler Murray (2019-21)	11,480
5	Dan Marino (1983-85)	11,431





## TDS BY THE BUNCH

In his first three seasons, **Murray** had seven games with 4+ TDs. Four of those performances came in 2021.

### Murray Career Games with 4+ Combined TDs

TD	Opponent	Pass/Rush
5	9/12/21 @ Ten	4/1
4	12/5/21 @ Chi	2/2
4	10/17/21 @ Cle	4/0
4	9/19/21 vs. Min	3/1
4	12/20/20 vs. Phi	3/1
4	11/8/20 vs. Mia	3/1
4	10/25/20 vs. Sea	3/1

In 2021, **Murray (2)** joined **Carson Palmer (3 in 2015)** as the only players in Cardinals history with multiple games of at least four TD passes in a single season.



In franchise history, only Charley Johnson (4), Jim Hart (3) and Carson Palmer (3) had more games with at least four TD passes in their career than Murray has in his first 51 games.

### Franchise History – Games w/4+ TD Passes (Career)

Rnk	Player (Years)	4+	Gms
1	Charley Johnson (1961-69)	4	108
2t	Carson Palmer (2013-17)	3	60
2t	Jim Hart (1966-83)	3	199
4t	<b>Kyler Murray (2019-22)</b>	<b>2</b>	<b>51</b>
4t	Kurt Warner (2005-09)	2	61
4t	Jake Plummer (1997-02)	2	84
4t	Lamar McHan (1954-58)	2	60

In Week 6 of the 2021 season at Cleveland, **Murray** threw four TD passes without throwing an INT. It marked just the ninth time in franchise history – and just the second time in the last 15 years – that a player threw for 4+ TDs with no INTs in a game. Murray became the first Cardinals player to do so since Hall of Famer Kurt Warner in 2009.

### Franchise History – Players w/ 4+ TD Passes & 0 INTs (Game)

Player	Opponent	TD/INT
<b>Kyler Murray</b>	<b>10/17/21 @ Cle</b>	<b>4/0</b>
Kurt Warner	11/8/09 @ Chi	5/0
Kent Graham	9/29/96 vs. StL	4/0
Neil Lomax	11/13/83 vs. Sea	4/0
Jim Hart	10/28/73 vs. NYG	4/0
Jim Hart	10/22/67 vs. Phi	4/0
Charley Johnson	12/8/63 vs. Phi	4/0
Lamar McHan	11/4/56 vs. Phi	4/0
Ray Mallouf	10/17/48 @ NYG	4/0

The Week 13 victory at Chicago last season marked the first time Murray had multiple passing TDs and multiple rushing TDs in a game. It marked just the seventh such performance in franchise history and the first in 17 years - since Josh McCown had two passing TDs and two rushing TDs vs. St. Louis on 12/19/04.

## MURRAY'S IMPRESSIVE GROUND GAME

**Murray** had three of the top-five QB rushing totals in franchise history in his first three seasons. In 2021, he rushed for 423 yards, the fifth-best single-season total in team history.

### Franchise Record - Rushing Yards By QB (Season)

Rnk	Player (Year)	Yds
1	<b>Kyler Murray (2020)</b>	<b>816</b>
2	<b>Kyler Murray (2019)</b>	<b>544</b>
3	Charley Trippi (1951)	501
4	Timm Rosenbach (1990)	470
5	<b>Kyler Murray (2021)</b>	<b>423</b>

Murray is one of just five QBs in NFL history with 400+ rushing yards in each of his first three seasons.

### NFL History - QBs w/ 400+ Rushing Yards in Each of 1st 3 Seasons

Rnk	Player	Years (Yards)
1	<b>Kyler Murray</b>	<b>2019 (544), 2020 (816), 2021 (423)</b>
2	Lamar Jackson	2018 (695), 2019 (1,206), 2020 (1,005)
3	Josh Allen	2018 (631), 2019 (510), 2020 (421)
4	Russell Wilson	2012 (489), 2013 (539), 2014 (849)
5	Cam Newton	2011 (706), 2012 (741), 2013 (585)

### A COUPLE OF LONG RUNS ALREADY

Murray's 57-yard run in Week 16 vs. Indianapolis last season was the second-longest by a QB in franchise history.

### Franchise Record - Longest Runs By Quarterback (All-Time)

Rnk	Player	Dist	Opponent
1	Charley Trippi	59t	10/5/52 vs. Chi
2	<b>Kyler Murray</b>	<b>57</b>	<b>12/25/21 vs. Ind</b>
3	M.C. Reynolds	50	11/2/58 vs. Phi
4	<b>Kyler Murray</b>	<b>48</b>	<b>10/4/20 at Car</b>
5	Sam Etcheverry	44	12/17/61 vs. Pit



## A DUAL THREAT UNLIKE ANY OTHER

In just 51 career starts, **Murray** has 15 career games with both a passing and rushing TD, a franchise record.

### Franchise Record – Games w/ Rush & Pass TD (Career)

Rnk	Player (Years)	Gms	Gms Played
1	<b>Kyler Murray (2019-)</b>	<b>15</b>	<b>51</b>
2	Jim Hart (1966-83)	11	199
3	Ernie Nevers (1929-31)	8	31
4	Charley Johnson (1961-69)	7	87
5	Paul Christman (1945-49)	6	50

**Murray** has 14 such performances over the last three seasons (2020-22). That total leads the NFL.

### NFL Leaders – Games w/Rushing & Passing TD (2020-22)

Rnk	Player (Team)	Gms
1	<b>Kyler Murray (AZ)</b>	<b>14</b>
2	Josh Allen (Buf)	12
3	Ryan Tannehill (Ten)	10
4t	Justin Herbert (LAC)	8
4t	Lamar Jackson (Bal)	8

Dating back to Murray's rookie season in 2019, only Bills QB Josh Allen has more games with both a passing and rushing TD.

### NFL Leaders - Games w/ Rushing & Passing TD (2019-22)

Rnk	Player (Team)	Gms
1	Josh Allen (Buf)	18
2	<b>Kyler Murray (AZ)</b>	<b>15</b>
3	Ryan Tannehill (Ten)	13
4	Lamar Jackson (Bal)	11
5	Justin Herbert (LAC)	8

### NFL RECORD FIVE GAMES WITH 3+ PASS TDS AND 1+ RUSH TD

The Cardinals win over Minnesota in Week 2 last season was Murray's fifth career game with at least three passing TDs and a rushing TD. That is the most such performances in NFL history in a player's first three seasons.

### NFL History – Games w/ 3+ Pass TD & 1+ Rush TD (1st 3 Seasons)

Rnk	Player (Team)	Gms	Years
1	<b>Kyler Murray (AZ)</b>	<b>5</b>	<b>2019-21</b>
2t	Josh Allen (Buf)	4	2018-20
2t	Jack Kemp (LAC)	4	1957, '60-61
4t	Justin Herbert (LAC)	3	2020-21
4t	Marcus Mariota (Ten)	3	2015-17
4t	Cam Newton (FA)	3	2011-13
4t	Daunte Culpepper (Min)	3	1999-01

## 22 RUSHING TDS AND COUNTING

**Murray** has 22 rushing TDs in his career, including two in five games this season.

**Murray's** four-yard TD run at Carolina in Week 4 gave him 22 rushing TDs in 50 career starts. Dating back to 1970, only three NFL QBs had more rushing TDs in their first 50 career starts.

### Rushing TDs by QB in 1st 50 Career Starts (1970-22)

Rnk	Player (Team)	TD
1t	Josh Allen (Buf)	28
1t	Cam Newton (Car)	28
3	Daunte Culpepper (Min)	25
4	<b>Kyler Murray (AZ)</b>	<b>22</b>
5t	Steve Grogan (NE)	21
5t	Steve McNair (Ten)	21

Dating back to his rookie season in 2019, **Murray** and **Josh Allen (25)** are the only QBs in the NFL with 20+ rushing TDs.

### NFL Leaders – Rushing TDs by QB (2019-22)

Rnk	Player (Team)	TDs
1	Josh Allen (Buf)	25
2	<b>Kyler Murray (AZ)</b>	<b>22</b>
3t	Ryan Tannehill (Ten)	19
3t	Jalen Hurts (Phi)	19
5	Lamar Jackson (Bal)	18

In just 51 starts, **Murray** already has six more rushing TDs than any other QB in franchise history in their career.

### Franchise Record – Rushing TDs by QB (Career)

Rnk	Player (Years)	TD	Gms
1	<b>Kyler Murray (2019-)</b>	<b>22</b>	<b>51</b>
2	Jim Hart (1963-88)	16	199
3	Lamar McHan (1954-58)	11	60
4t	Jake Plummer (1997-02)	10	84
4t	Neil Lomax (1981-88)	10	108
4t	Charley Johnson (1961-69)	10	87

Only five times in franchise history has a QB had at least five rushing TDs in a season. **Murray** – who established a franchise single-season QB record with 11 rushing TDs in 2020 – has accounted for two of those seasons.



## ZACH ERTZ - AT A GLANCE



- Selected by Philadelphia in the 2<sup>nd</sup> round (35<sup>th</sup> overall) of the 2013 NFL Draft and acquired by Arizona in a trade with the Eagles in Week 6 of the 2021 season.
- A three-time Pro Bowl selection (2017-19), has appeared in 139 games (101 starts) during the regular season with 663 receptions for 7,070 yards and 43 TDs. Also has 12 games with 100+ receiving yards.
- In eight career playoff games (6 starts), has 36 receptions for 381 yards and two TDs.
- Caught game-winning TD in Super Bowl LII that gave the Eagles a 38-33 lead with just over two minutes left in regulation.

### NFL LEADER

- Among TEs dating back to his first season in 2013, ranks 2<sup>nd</sup> in receptions (663), 2<sup>nd</sup> in receiving yards (7,070), 4<sup>th</sup> in TD receptions (43), and 4<sup>th</sup> in 100-yard receiving games (12).

### NFL HISTORY

- His 663 receptions rank 8<sup>th</sup> in NFL history among TEs. His 635 receptions between 2013-21 represent the fourth-highest total in history by a TE in his first nine seasons behind Travis Kelce (704), Jason Witten (696) and Tony Gonzalez (648).

- In NFL history, the only TEs to reach 650 receptions in fewer games than Ertz (137) were Travis Kelce (117) and Jason Witten (133).

- Set the NFL single-season record for receptions by a TE with 116 catches in 2018, surpassing the mark of Jason Witten (110 in 2012).

- Playing his first game with Arizona in Week 7 vs. Houston, caught a 47-yard TD reception. Combined with his five-yard TD catch in Week 6 in his final game with Philly, became the first player in NFL history with a TD reception in back-to-back games in a season for two different teams.

- The 2021 season was his sixth with 70+ receptions. Joined Tony Gonzalez (14), Jason Witten (9), Travis Kelce (7) and Antonio Gates (6) as the only TEs in NFL history with at least six seasons of 70+ receptions.

- The 2021 season was his seventh with 700+ receiving yards. Joined Tony Gonzalez (14), Jason Witten (12), Antonio Gates (10), Shannon Sharpe (9) and Travis Kelce (8) as the only TEs in NFL history with at least seven seasons of 700+ receiving yards.

### FRANCHISE HISTORY

- In 11 games with the Cardinals in 2021, caught 56 passes for 574 yards and three TDs. His 56 catches tied the franchise single-season record for receptions by a TE and his 574 receiving yards represent the ninth-best total by a TE in team history.

## 111 STRAIGHT WITH A CATCH

After hauling in six catches against the Eagles last week, **Ertz now has at least one reception in 111 consecutive games. Only three players in the NFL have longer active streaks.**

Ertz - whose streak dates back to the final four games of the 2014 season - has at least one catch in 136 of 139 games played in his career.

### NFL Leaders

#### Consecutive Games w/ Reception (Active)

Rnk	Player (Team)	Gms
1	DeAndre Hopkins (AZ)	136
2	Travis Kelce (KC)	131
3	Jarvis Landry (NO)	126
4	Zach Ertz (AZ)	111
5	Stefon Diggs (Buf)	108



## 43 TDS SO FAR

Ertz's two-yard TD catch in the third quarter at Carolina in Week 4 was the 43<sup>rd</sup> of his career. Only two active tight ends have more.

### Active NFL Leaders - TD Receptions by TE

Rnk	Player (Team)	TD
1	Travis Kelce (KC)	64
2	Kyle Rudolph (TB)	49
3	Zach Ertz (AZ)	43
4	Mercedes Lewis (GB)	38
5	Cameron Brate (TB)	33



## ERTZ MAKES BIG FIRST IMPRESSION IN AZ

*After the Cards acquired Ertz in October last year, the Pro Bowl TE made a memorable first impression in Arizona despite playing in just 11 games.*

**Ertz caught 56 passes for 574 yards and three TDs in 11 games with Arizona last season. His 56 catches tied the franchise single-season record for receptions by a TE (56).**

### Franchise Record - Receptions by TE (Season)

Rnk	Player (Year)	Rec	Gms
1t	Zach Ertz (2021)	56	11
1t	Jackie Smith (1967)	56	14
3	Freddie Jones (2003)	55	16
4	Jackie Smith (1968)	49	14
5	Jackie Smith (1964)	47	14

**He also became the first Cardinals TE since Freddie Jones (517) in 2003 to have 500+ receiving yards in a season.**

### Franchise Record - Receiving Yards by TE (Season)

Rnk	Player (Year)	Yds	Gms
1	Jackie Smith (1967)	1,205	14
2	Jackie Smith (1966)	810	14
3	Jackie Smith (1968)	789	14
4	Jackie Smith (1970)	687	14
5	Jackie Smith (1964)	657	14
6	Jackie Smith (1965)	648	14
7	Doug Marsh (1984)	608	16
8	Jackie Smith (1973)	600	14
9	Zach Ertz (2021)	574	11
10	Jay Novacek (1988)	569	16

### A BIG GAME IN THE PACIFIC NORTHWEST

Ertz had his best game of the season in the Cardinals Week 11 win at Seattle, hauling in eight receptions for 88 yards and two TDs. **It marked just the second time in franchise history a tight end had 8+ receptions, 80+ receiving yards and 2+ TD receptions in a game: Jackie Smith (9 for 212 yards and 2 TDs) on 10/13/63 vs. Pittsburgh.**



## ERTZ HITS MILESTONES IN SEASON #9

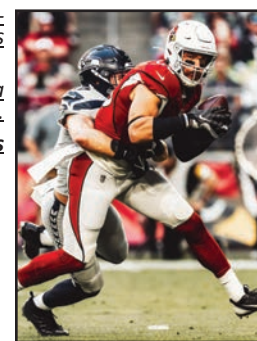
**Ertz finished the 2021 regular season with 74 receptions for 763 yards and five TDs in 17 games with the Eagles and Cardinals.**

**He had 56 receptions for 574 yards with Arizona and 18 receptions for 189 yards with Philadelphia.**

**His 74 receptions ranked fourth among NFL TEs in 2021.**

### 2021 NFL Leaders - Receptions (TE)

Rnk	Player (Team)	Rec
1	Mark Andrews (Bal)	107
2	Travis Kelce (KC)	92
3	Dalton Schultz (Dal)	78
4	Zach Ertz (AZ/Phi)	74
5	Mike Gesicki (Mia)	73



### SIX SEASONS WITH 70+ RECEPTIONS

**The 2021 season marked Ertz's sixth with 70+ catches. He became just the fifth TE in NFL history to have at least six seasons of 70+ receptions in their career.**

### NFL History - Seasons w/ 70+ Receptions by TE

Rnk	Player (Years)	70+
1	Tony Gonzalez (1997-2013)	14
2	Jason Witten (2003-20)	9
3	Travis Kelce (2013-)	7
4t	Zach Ertz (2013-)	6
4t	Antonio Gates (2003-18)	6

**Ertz (6) joined Kelce (7), Gonzalez (6) and Witten (6) as the only TEs in NFL history with 70+ catches at least six times in their first nine seasons.**

### SEVEN SEASONS WITH 700+ RECEIVING YARDS

**The 2021 season marked Ertz's seventh with at least 700 receiving yards. He became just the sixth TE in NFL history to have at least seven seasons of 700+ receiving yards in their career.**

### NFL History - Seasons w/ 700+ Receiving Yards by TE (All-Time)

Rnk	Player (Years)	700+
1	Tony Gonzalez (1997-2013)	14
2	Jason Witten (2003-20)	12
3	Antonio Gates (2003-18)	10
4	Shannon Sharpe (1990-2003)	9
5	Travis Kelce (2013-)	8
6	Zach Ertz (2013-)	7

**Ertz (7) joins Gates (8), Kelce (8), Witten (8) and Gonzalez (7) as the only TEs in NFL history with 700+ receiving yards at least seven times in their first nine seasons.**



## A.J. GREEN - AT A GLANCE



- Seven-time Pro Bowl selection (2011-17) and two-time 2<sup>nd</sup>-team All-Pro honoree (2012-13). First WR in NFL history to be named to the Pro Bowl in each of his first seven seasons.

- Has appeared in 147 games (137 starts) with 711 receptions for 10,327 yards and 68 TDs during the regular season. One of three active NFL players – DeAndre Hopkins and Julio Jones – with 700+ receptions and 10,000+ receiving yards.

- Has 35 career games with 100+ receiving yards and six 1,000-yard receiving seasons.

- Since entering the league in 2011, ranks 4<sup>th</sup> in the NFL in receiving yards, 7<sup>th</sup> in receptions, t-7<sup>th</sup> in TD receptions, 4<sup>th</sup> in 100-yard receiving games and 7<sup>th</sup> in receiving yards per game.

- Joins teammate DeAndre Hopkins (6), Travis Kelce (6), Brandin Cooks (6), Julio Jones (7), Antonio Brown (7) and Mike Evans (8) as the only players in the NFL with at least six seasons of 1,000+ receiving yards dating back to 2011.

- In 2021, playing in his 11<sup>th</sup> NFL season at the age of 33 years old, Green's 15.7-yard receiving average was the second-highest of his career (16.3 as a rookie in 2011 at 23 years old).

- Had 10 games of 150+ receiving yards in his first 10 seasons in the league. Only nine other players in NFL history, including six Hall of Famers, had at least 10 games of 150+ receiving yards in their first 10 career seasons.

- Has five career games of 180+ receiving yards. Only Antonio Brown (8) has more such performances over the past 11 seasons (2011-21).

- Has ranked in the top-10 in the NFL in receptions twice (2012-13), receiving yards three times (2012-13, 2015), receiving TDs four times (2012-13, 2015, 2017) and receiving yards per game four times (2012-13, 2015-16).

- Of Green's 68 career TD receptions, 18 covered at least 40 yards and 13 went for 50+ yards. His 13 TD catches of 50+ yards trail only DeSean Jackson (21) and Tyreek Hill (14) dating back to 2011.

## WHERE GREEN RANKS SINCE 2011

Since entering the league as a first-round selection (4<sup>th</sup> overall) in the 2011 NFL Draft, Green ranks 4<sup>th</sup> in the NFL in receiving yards, t-7<sup>th</sup> in TD catches, 7<sup>th</sup> in receptions and 4<sup>th</sup> in 100-yard receiving games.

### NFL Leaders – Receiving Yards (2011-)

Rnk	Player (Current Team)	Yds
1	Julio Jones (TB)	13,406
2	Antonio Brown (FA)	12,124
3	DeAndre Hopkins (AZ)	10,581
4	A.J. Green (AZ)	10,327
5	T.Y. Hilton (FA)	9,691

### NFL Leaders – Receptions (2011-)

Rnk	Player (Current Team)	Rec
1	Antonio Brown (FA)	912
2	Julio Jones (TB)	883
3	Larry Fitzgerald	819
4	DeAndre Hopkins (AZ)	789
5	Travis Kelce (KC)	737
6	Keenan Allen (LAC)	734
7	A.J. Green (AZ)	711

### NFL Leaders – TD Receptions (2011-)

Rnk	Player (Current Team)	TDs
1	Antonio Brown (FA)	83
2	Rob Gronkowski	82
3	Jimmy Graham (FA)	80
4t	Mike Evans (TB)	78
4t	Devante Adams (LV)	78
6	Dez Bryant (FA)	69
7t	A.J. Green (AZ)	68
7t	DeAndre Hopkins (AZ)	68

### NFL Leaders – 100-Yard Receiving Games (2011-)

Rnk	Player (Current Team)	Gms
1	Julio Jones (TB)	59
2	Antonio Brown (FA)	46
3	DeAndre Hopkins (AZ)	37
4	A.J. Green (AZ)	35
5	T.Y. Hilton (FA)	34



## GREEN MUCH BETTER THAN AVERAGE IN 2021

*In his first season with the Cardinals in 2021, WR A.J. Green had 54 receptions for 848 yards (15.7 avg.) and three TDs.*

*He easily exceeded his totals from his final season with the Bengals in 2020 when he had 47 catches for 523 yards (11.1 avg.) and two TDs.*

*Among players with at least 50 receptions in 2021, Green's 15.7 receiving average ranked fifth in the NFL.*

### 2021 NFL Leaders - Receiving Avg. (Min. 50 Receptions)

Rnk	Player (Team)	Avg	Yds	Rec
1	Deebo Samuel (SF)	18.2	77	1,405
2	Ja'Marr Chase (Cin)	18.0	81	1,455
3	Tyler Lockett (Sea)	16.1	73	1,175
4	Van Jefferson (LAR)	16.0	50	802
5	A.J. Green (AZ)	15.7	54	848

*Playing in his 11<sup>th</sup> NFL season at the age of 33 years old, Green's 15.7-yard receiving average was the second-highest of his career. He established his career high of 16.3 yards per reception in his rookie season when he was 23 years old.*

*Green had 11 receptions of 25+ yards during the regular season. Only three times in his career - in his first three NFL seasons: 14 in 2011; 12 in 2012; 12 in 2013 - did Green have more receptions of 25+ yards.*



## INSIDE THE NUMBERS

### CAREER RECEPTION/RECEIVING YARDAGE SPLITS

Rec By Opponent (31)	Rec Yds By Opponent (31)
90 Pittsburgh	1,218 Pittsburgh
77 Cleveland	1,143 Cleveland
53 Baltimore	886 Baltimore
36 Miami	478 Miami
35 Denver	446 Buffalo
34 Houston	444 Houston
29 Indianapolis	414 Denver
24 LA Rams	372 Jacksonville
22 Kansas City	371 Indianapolis
22 LA Chargers	345 LA Rams
22 Tennessee	345 Washington
22 Washington	344 Tennessee
21 Buffalo	303 Kansas City
21 Jacksonville	300 Detroit
19 Green Bay	295 NY Jets
18 Seattle	264 LA Chargers
16 Dallas	242 Seattle
16 Detroit	240 Chicago
16 New England	230 Dallas
15 Chicago	230 New England
15 NY Jets	207 Green Bay
14 NY Giants	190 Las Vegas
14 Philadelphia	171 Minnesota
12 Minnesota	153 NY Giants
11 Las Vegas	133 Tampa Bay
9 Tampa Bay	127 New Orleans
6 Arizona	113 Philadelphia
6 New Orleans	104 Arizona
6 San Francisco	79 San Francisco
6 Carolina	78 Atlanta
4 Atlanta	62 Carolina



### CAREER TOUCHDOWN SPLITS

By Opponent (26)	By Quarterback (6)	By Season
TDs Opponent	TDs Quarterback	TDs Season
9 Baltimore	58 Andy Dalton	11 2013
8 Cleveland	3 Kyler Murray	11 2012
8 Pittsburgh	3 A.J. McCarron	10 2015
4 Denver	1 Joe Burrow	8 2017
4 Indianapolis	1 Mohamed Sanu	7 2011
3 Jacksonville	1 Brandon Allen	6 2018
3 LA Rams	1 Bruce Gradkowski	6 2014
3 Minnesota		4 2016
2 Buffalo		3 2021
2 Chicago		2 2020
2 Green Bay		
2 LA Chargers		
2 Miami		
2 NY Giants		
2 Tampa Bay		
2 Washington		
1 Atlanta		
1 Dallas		
1 Detroit		
1 Kansas City		
1 New England		
1 New Orleans		
1 NY Jets		
1 Philadelphia		
1 Seattle		
1 Tennessee		

By Distance
TDs Distance
22 30 or more yards
19 4-9 yards
19 10-19 yards
5 20-29 yards
3 3 or fewer yards

By Day
TDs Day
59 Sunday
5 Thursday
4 Monday

By Quarter
TDs Quarter
22 1 <sup>st</sup>
18 4 <sup>th</sup>
17 2 <sup>nd</sup>
11 3 <sup>rd</sup>

## CONNER IN PRO BOWL FORM IN 2021

Signed to a one-year contract as a free agent, RB James Conner had perhaps the best season of his NFL career en route to his second career Pro Bowl selection in 2021.

In his first season with the Cardinals, Conner totaled 1,127 scrimmage yards (752 rushing, 375 receiving) and 18 TDs (15 rushing; 3 receiving).

### Conner in 2021

- 1,127 scrimmage yards was a team-high
- 752 rushing yards was a team-high
- 18 total TDs were a team & career-high
- 15 rushing TDs were a team & career-high

Conner's 18 total TDs during the regular season marked the second-highest single-season total in franchise history.

Franchise Record - Touchdowns (Season)			
Rnk	Player (Year)	TDs	Rush/Rec
1	David Johnson (2016)	20	16/4
2	<b>James Conner (2021)</b>	<b>18</b>	<b>15/3</b>
3	John David Crow (1962)	17	14/3
4t	Sonny Randle (1960)	15	0/15
4t	Mal Kutner (1948)	15	1/14

His 18 TDs also ranked third in the NFL in 2021.

### 2021 NFL Leaders - Scrimmage TDs

Rnk	Player (Team)	TDs
1t	RB Jonathan Taylor (Ind)	20
1t	RB Austin Ekeler (LAC)	20
3	<b>RB James Conner (AZ)</b>	<b>18</b>
4t	RB Joe Mixon (Cin)	16
4t	WR Cooper Kupp (LAR)	16

Conner's 15 rushing TDs in 2021 marked the second-highest single-season total in franchise history.

### Franchise Record - Rushing TDs (Season)

Rnk	Player (Year)	TDs
1	David Johnson (2016)	16
2	<b>James Conner (2021)</b>	<b>15</b>
3	John David Crow (1962)	14
4	Ernie Nevers (1929)	12
5t	Kyler Murray (2020)	11
5t	MacArthur Lane (1970)	11

His 15 rushing TDs also tied for second in the NFL in 2021.

### 2021 NFL Leaders - Rushing TDs

Rnk	Player (Team)	TD
1	Jonathan Taylor (Ind)	18
2t	<b>James Conner (AZ)</b>	<b>15</b>
2t	Damien Harris (NE)	15
4	Joe Mixon (Cin)	13
5	Austin Ekeler (LAC)	12

### 19 TDs IN FIRST 16 GAMES WITH CARDINALS

In the Cardinals 2022 opener vs. the Chiefs, Conner scored Arizona's first TD of the season on a two-yard run. It gave him 19 total TDs in his first 16 regular season games with the Cardinals. In NFL history, only four players - all Hall of Famers - had more TDs in their first 16 games with a team.

### NFL Record - Total TDs in 1<sup>st</sup> 16 Games w/ a Team

Rnk	Player (Team)	TDs	Years
1	RB Gale Sayers (Chi)	24	1965-66
2	WR Randy Moss (NE)	23	2007
3t	RB Jim Brown (Cle)	20	1957-58
3t	RB Eric Dickerson (LAR)	20	1983-84
5t	<b>RB James Conner (AZ)</b>	<b>19</b>	<b>2021-22</b>
5t	HB Bill Paschal (NYG)	19	1943-44

Conner's 19 TDs are six more than any other player in Cards history in their first 16 games with the team.

### Franchise Record - Total TDs in 1<sup>st</sup> 16 Games w/ Team

Rnk	Player (Years)	TDs
1	<b>RB James Conner (2021-22)</b>	<b>19</b>
2	RB David Johnson (2015)	13
3	HB Ernie Nevers (1929-30)	13
4	RB Donny Anderson (1972-73)	12
5	RB Kenyan Drake (2019-20)	12
5t	WR Bob Shaw (1950)	12

Conner had 16 rushing TDs in his first 16 regular season games with the Cardinals.

In NFL history, only four players had more in their first 16 games with a team.

### NFL Record - Rushing TDs in 1<sup>st</sup> 16 Games w/ a Team

Rnk	Player (Team)	TDs	Years
1t	RB Jim Brown (Cle)	18	1957-58
1t	RB Eric Dickerson (LAR)	18	1983-84
3t	HB Bill Paschal (NYG)	17	1943-44
3t	RB Michael Turner (Atl)	17	2008
5t	<b>RB James Conner (AZ)</b>	<b>16</b>	<b>2021-22</b>
5t	RB Gale Sayers (Chi)	16	1965-66
5t	RB Ricky Williams (Mia)	16	2002



## AZ ACQUIRED DEEP THREAT IN HOLLYWOOD

On the first day of the 2022 NFL Draft, the Cardinals sent their first-round pick (#23 overall) to the Baltimore Ravens in exchange for WR Marquise "Hollywood" Brown and the Ravens '22 third-round pick (#100 overall).

Baltimore's first round pick (25<sup>th</sup> overall) in the 2019 NFL Draft, Brown has 233 receptions for 2,778 yards and 24 TDs in 51 games (46 starts) in his career. The 25-year old set career highs with 91 receptions for 1,008 yards last season while starting all 16 games in which he played.

Has also played in three postseason games and totaled 18 receptions for 322 yards.

Since he entered the league in 2019, only one player in the NFL has more TD receptions of 20+ yards than Brown (13). Only three have more TD catches and 40+ yards than Brown (7).

NFL Leaders TD Catches of 20+ Yds (2019-22)		
Rnk	Player (Team)	TDs
1	Tyreek Hill (Mia)	17
2t	<b>Marquise Brown (AZ)</b>	<b>13</b>
2t	Mike Evans (TB)	13
4	D.K. Metcalf (Sea)	12
5t	A.J. Brown (Phi)	10
5t	Diontae Johnson (Pit)	10
5t	Darius Slayton (NYG)	10
5t	Mike Williams (LAC)	10

NFL Leaders TD Catches of 40+ Yds (2019-22)		
Rnk	Player (Team)	TDs
1	Tyreek Hill (Mia)	13
2t	A.J. Brown (Phi)	8
2t	Tyler Lockett (Sea)	8
4t	<b>Marquise Brown (AZ)</b>	<b>7</b>
4t	Marquez V-Scantling (KC)	7
4t	Mike Williams (LAC)	7
4t	Stefon Diggs (Buf)	7

### BROWN'S TD CONNECTIONS

• Dating back to his two seasons (2017-18) at Oklahoma, Brown has 41 TD receptions, 40 of which have come from three different Heisman Trophy winning QBs (Kyler Murray, Baker Mayfield, Lamar Jackson) and the other coming from QB Trace McSorley - his former teammate in Baltimore and current teammate with the Cardinals.

• Of his 17 TD receptions at Oklahoma, 11 came from Murray - including Brown's first TD with the Sooners (87-yarder from Kyler on 9/16/17 vs. Tulane).

• Brown's 11 TD catches from Murray at Oklahoma averaged 51.0 yards. Only one covered fewer than 20 yards and seven covered 50+ yards.

### THE RELATIONSHIP RUNS DEEP

WR Marquise Brown received his nickname "Hollywood" during his time at the University of Oklahoma. It was with the Sooners that Brown met - and became best friends with - Cardinals QB Kyler Murray.



Brown and Murray played together with the Sooners for two seasons (2017-18), including in 2018 when Brown had 75 receptions for 1,318 yards and 10 TDs. That season, Brown led the nation in receptions of 40+ yards (11), 50+ yards (7) and 60+ yards (4) and Murray won the Heisman Trophy.

They were both selected in the first round of the 2019 NFL Draft - Murray #1 overall to Arizona and Brown #25 overall to Baltimore. Even though they were not playing together, the two continued to work out together in the offseason.

"In college you go through more with your quarterback than in the NFL," Brown said of the tight bond. "Me and Kyler, we got in together, we were on the 'B' squad against the starting defense (at Oklahoma) to all the way to both of us playing."

## MOORE READY FOR LEAP IN YEAR TWO

Despite playing just 14 games in a limited role as a rookie last season, WR **Rondale Moore** totaled 973 all-purpose yards: 435 receiving; 76 rushing; 171 punt return; 291 kickoff return. That tied for eighth among NFL rookies in 2021.

### NFL Rookie Leaders - All-Purpose Yards (2021)

Rnk	Player (Team)	Yds
1	RB Najee Harris (Pit)	1,667
2	WR Ja'Marr Chase (Cin)	1,476
3	RB Javonte Williams (Den)	1,219
4	WR Jaylen Waddle (Mia)	1,211
5	RB Khalil Herbert (Chi)	1,179
6	RB Eli Mitchell (SF)	1,100
7	TE Kyle Pitts (Atl)	1,026
8t	<b>WR Rondale Moore (AZ)</b>	<b>973</b>
8t	WR Amon-Ra St. Brown (Det)	973



Despite his success last season - including a franchise single-game rookie record 11 catches at Seattle in Week 11 and scoring the Cardinals longest TD of the year in Week 2 vs. Minnesota (77-yard TD catch) - much is being expected of the second-year pro in 2022.

"We utilized him in different ways than we will this year," head coach **Kliff Kingsbury** said this offseason. "But he's a dynamic route runner. I think that's what people are going to see. He's really good getting out of his cuts, good at the top of routes, so I think people are going to see a different side of him."



## J.J. WATT - AT A GLANCE

• After spending his first 10 seasons with the Texans - who selected Watt in the first round (11<sup>th</sup> overall) in the 2011 NFL Draft - signed a two-year contract with the Cardinals on 3/2/21 as a free agent.

• A five-time 1<sup>st</sup>-team All-Pro and five-time Pro Bowl selection, was also named the 2017 Walter Payton NFL Man of the Year.

• Has been named NFL Defensive Player of the Year three times (2012, '14-15), tied with Rams DT Aaron Donald and Giants LB Lawrence Taylor for the most in NFL history.

• In 139 career games, has totaled 104.5 sacks, 26 forced fumbles, 16 fumble recoveries, 296 QB hits, 179 tackles for loss, 554 tackles (423 solo), two INTs. Also has 6.0 sacks, 10 tackles for loss, 6 passes defended and an INT in eight playoff contests.

• Has scored seven career TDs (6 regular season, 1 postseason): 3 career receiving TDs, 3 INT return TDs and a fumble return TD.

### NFL LEADER

• His 179 tackles for loss, 296 QB hits, 48 games with multiple tackles for loss and 26 games with 2.0+ sacks lead the NFL since he entered the league in 2011.

• Has 104.5 career sacks. Since entering the NFL in 2011, only Von Miller (119.5), Cameron Jordan (110.0) and Chandler Jones (107.5) have more.

• Led the NFL in sacks with 20.5 in 2012 and 17.5 in 2015 and finished second in the league with 20.5 in 2014 and 16.0 in 2018.

• Has 66 passes defended in his career. Among active NFL defensive linemen, only Kansas City's Carlos Dunlap (69) has more.

• Played 1,016 total snaps in 2020, which led all NFL defensive linemen. Has played 1,000+ snaps in a season six times.

### NFL HISTORY

• Only player in NFL history to have multiple seasons of 20.0 or more sacks (2012, '14) and joins Hall of Famer Reggie White as the only players in NFL history to post three or more seasons with at least 17.5 sacks (2012, '14-15).

• Ranks fifth in NFL history (min. 75 games played) in sacks per game (.752), trailing only brother T.J. Watt (.936), Reggie White (.853), DeMarcus Ware (.778) and Aaron Donald (.772).

• Became just the fourth player in NFL history to record at least 100.0 career sacks in his first 120 games (Reggie White, Bruce Smith, DeMarcus Ware).

• In the 17 years (2006-22) Pro Football Reference has tracked QB hits, owns the NFL's four highest single-season totals: 51 in 2014, 50 in 2015, 46 in 2013 and 43 in 2012.

• His six AFC Defensive Player of the Month awards are tied for the most by any defensive player in NFL history (Bruce Smith) while his seven AFC Defensive Player of the Week awards rank second (Aaron Donald-8) for the most among any active players in the league.

### OFF THE FIELD

• Wife, Kealia, plays for the Chicago Red Stars of the NWSL and his brothers, Derek (FB) and T.J. (LB), play for the Pittsburgh Steelers.

• In response to the devastation in Houston as the result of Hurricane Harvey in 2017, organized what would become the largest crowd-sourced fundraiser in history. Originally set a goal of \$200,000 but within 19 days, more than 200,000 individuals collectively donated \$37 million to the cause. Contributions continued, and the final tally reached \$41.6 million.



## INSIDE WATT'S SACK TOTALS

In Week 2 at Las Vegas, Watt took down Raiders QB Derek Carr in the first quarter. Carr became the 42<sup>nd</sup> different QB Watt has sacked in his career.

In Week 3, Watt took down QB Matthew Stafford for his first career sack against the Rams.

Last week vs. Philadelphia, Eagles QB Jalen Hurts became the 43<sup>rd</sup> different QB Watt has sacked in his career.



### Sacks By Opponent

Watt has at least a partial sack against 28 different teams.

### Sacks By Opponent (28)

Sacks	Opponent
18.0	Tennessee
17.0	Jacksonville
13.0	Indianapolis
5.0	NY Jets
4.5	Kansas City
4.0	Baltimore
	NY Giants
3.5	Denver
	Miami
3.0	Detroit
	Las Vegas
	New Orleans
2.0	Atlanta
	Buffalo
	Carolina
	Cleveland
	Green Bay
	LA Chargers
	Philadelphia
	Washington
1.0	Arizona
	Cincinnati
	Dallas
	L.A. Rams
	Minnesota
	Pittsburgh
0.5	Seattle
	Tampa Bay

### Teams w/ no sacks against:

Chicago  
Houston  
New England  
San Francisco

### Sacks By Quarterback (43)

Sacks	Quarterback
11.0	Andrew Luck
10.5	Blake Bortles
6.5	Zach Mettenberger
5.0	Jake Locker
4.5	Alex Smith
4.0	Ryan Fitzpatrick
4.0	Eli Manning
4.0	Matthew Stafford
3.5	Blaine Gabbert
3.5	Ryan Tannehill
3.0	Drew Brees
3.0	Matt Hasselbeck
3.0	Philip Rivers
2.5	Peyton Manning
2.5	Mark Sanchez
2.0	Sam Darnold
2.0	Joe Flacco
2.0	Chad Henne
2.0	Lamar Jackson
2.0	Matt McGloin
2.0	Aaron Rodgers
2.0	Matt Ryan
1.5	Marcus Mariota
1.0	Josh Allen
1.0	Kyle Allen
1.0	Derek Carr
1.0	Andy Dalton
1.0	Robert Griffin III
1.0	Brian Hoyer
1.0	Case Keenum
1.0	Jake Luton
1.0	Baker Mayfield
1.0	Colt McCoy
1.0	Cam Newton
1.0	Dan Orlovsky
1.0	Brock Osweiler
1.0	Carson Palmer
1.0	Christian Ponder
1.0	Dak Prescott
1.0	Ben Roethlisberger
0.5	Jalen Hurts
0.5	Josh Freeman
0.5	Russell Wilson

## WATT AND 104.5 AND COUNTING

Watt has 104.5 sacks in his career. Only three active players have more.

### Active NFL Leaders - Career Sacks

Rnk	Player (1st Year)	Sacks
1	Von Miller (2011)	119.5
2	Cameron Jordan (2011)	110.0
3	Chandler Jones (2012)	107.5
4	J.J. Watt (2011)	104.5
5	Justin Houston (2011)	104.0

Watt recorded career sack #104 in the Cardinals game vs. the Rams in Week 3 - while playing in his 137<sup>th</sup> career game. He became just the 10<sup>th</sup> player in NFL history with at least 104.0 sacks in his first 137 career games.

### NFL History - Sacks Thru 1<sup>st</sup> 137 Career Games

Rnk	Player	Sacks	Seasons
1	Reggie White+	137.0	1985-93
2	DeMarcus Ware	116.0	2005-13
3	Bruce Smith+	116.0	1985-94
4	Jared Allen	114.0	2004-12
5	Von Miller	109.0	2011-21
6	Lawrence Taylor+	108.5	1982-90
7t	Chandler Jones	106.5	2012-21
7t	Leslie O'Neal	106.5	1986-96
7t	Derrick Thomas+	106.5	1989-97
10	J.J. Watt	104.0	2011-22

+Hall of Fame Inductee



## A SCORING THREAT ON DEFENSE

One of the NFL's top pass rushers, **Watt** has also proved to be a scoring threat, both on offense and defense. Including postseason, Watt has scored seven TDs in his career (6 regular season, 1 postseason).


He has three career receiving TDs, three INT return TDs and a fumble return TD.

His most recent TD came in Week 12 of 2020 when he picked off a Matthew Stafford pass and returned it 19 yards for a TD in a win vs. Detroit.

### Watt's Career Touchdowns

Type	Dist. (Yds)	Opponent
INT Return	19	11/26/20 @ Detroit (QB Matthew Stafford)
Receiving	1	11/30/14 vs. Tennessee
Receiving	2	11/16/14 @ Cleveland
Fumble Return	45	10/9/14 vs. Indianapolis
INT Return	80	9/28/14 vs. Buffalo (QB E.J. Manuel)
Receiving	1	9/14/14 @ Oakland
INT Return	29	1/7/12 vs. Cincinnati (QB Andy Dalton)*

\*2011 Postseason



## MAKING PLAYS ON THE BALL

Throughout his career, **Watt** has shown a remarkable ability to both force and recover fumbles. Since his rookie season in 2011, he has 26 forced fumbles and 16 fumble recoveries in the regular season.

In the past 12 seasons (2011-22), Watt's 16 fumble recoveries rank second among active players while only two active defenders have more forced fumbles.

### Active NFL Leaders – Fumble Recoveries

Rnk	Player (Team)	FR
1	Lavonte David (TB)	17
2	<b>J.J. Watt (AZ)</b>	<b>16</b>
3	Justin Houston (Bal)	14
4	Fletcher Cox (Phi)	13
5	Calais Campbell (Bal)	12



### Active NFL Leaders – Forced Fumbles

Rnk	Player (Team)	FF
1	Chandler Jones (LV)	33
2	Robert Quinn (Chi)	31
3t	<b>J.J. Watt (AZ)</b>	<b>26</b>
3t	Von Miller (Buf)	26
3t	T.J. Watt (Pit)	26

### KNOCKING IT DOWN AT THE LINE

Watt also has 66 passes defended in his career. Among active NFL defensive linemen, only Kansas City's Carlos Dunlap (69) has more.

### Active NFL Leaders - Passes Defended (D-Linemen)

Rnk	Player (Team)	FF
1	Carlos Dunlap (KC)	69
2	<b>J.J. Watt (AZ)</b>	<b>66</b>
3t	Cameron Jordan (NO)	56
3t	Calais Campbell (Bal)	56
5	Cameron Heyward (Pit)	44

## A WATT OF ACCOMPLISHMENTS

In his first 11 NFL seasons, **Watt** accumulated 547 tackles, 102.0 sacks, 26 forced fumbles, 16 fumble recoveries, 292 QB hits, 177 tackles for loss, 63 passes defended and two INTs during the regular season.

His list of accomplishments is long. Those accolades include being one of just three players in league history to be named AP NFL Defensive Player of the Year at least three times.

There have been eight players in league history that have earned multiple DPOY Awards. Six are enshrined in the Pro Football Hall of Fame. The other two are Watt and Rams DT Aaron Donald.

### Players w/ Multiple AP NFL DPOY Awards

Player	DPOY	Years
<b>J.J. Watt</b>	3	2012, 2014-15
Aaron Donald	3	2017-18, 2020
Lawrence Taylor+	3	1981-82, 1986
Reggie White+	2	1987, 1998
Ray Lewis+	2	2000, 2003
Joe Greene+	2	1972, 1974
Mike Singletary+	2	1985, 1988
Bruce Smith+	2	1990, 1996

+Hall of Fame Inductee



### WATT'S CAREER SNAPSHOT

NFL Defensive Player of the Year (3x): 2012, 2014, 2015

Walter Payton NFL Man of the Year: 2017

Pro Bowl (5x): 2012, 2013, 2014, 2015, 2018

1st-Team All-Pro (5x): 2012, 2013, 2014, 2015, 2018

NFL Sack Leader (2x): 2012 (20.5), 2015 (17.5)

AFC Defensive Player of the Month: 6 times

AFC Defensive Player of the Week: 7 times

## PRESSURE GOES FAR BEYOND SACKS

In addition to his 104.5 career sacks, **Watt** also has 296 QB hits since entering the league in 2011. That is far and away the highest total in the NFL during that span according to ProFootballReference.com.

### NFL Leaders - QB Hits (2011-22)

Rnk	Player (Team)	QBH
1	<b>J.J. Watt (AZ)</b>	<b>296</b>
2	Carlos Dunlap (KC)	242
3	Von Miller (Buf)	239
4	Aaron Donald (LAR)	232
5	Cameron Jordan (NO)	212



In the 17 years (2006-22) the site has tracked

QB hits, **Watt** owns the NFL's four highest single-season totals.

### NFL Single-Season Leaders - QB Hits (2006-20)

Rnk	Player	QBH	Season
1	<b>J.J. Watt</b>	<b>51</b>	<b>2014</b>
2	<b>J.J. Watt</b>	<b>50</b>	<b>2015</b>
3	<b>J.J. Watt</b>	<b>46</b>	<b>2013</b>
4	<b>J.J. Watt</b>	<b>43</b>	<b>2012</b>
5t	Aaron Donald	41	2018
5t	T.J. Watt	41	2020

**Watt** has 179 tackles for loss in his career, leading all active NFL defenders.

### Active NFL Leaders - Tackles for Loss

Rnk	Player (Team)	TFL
1	<b>J.J. Watt (AZ)</b>	<b>179</b>
2	Calais Campbell (Bal)	162
3	Von Miller (Buf)	160
4	Aaron Donald (LAR)	156
5	Cameron Jordan (NO)	142

In the last 12 seasons (2011-22), a player has recorded at least 28 tackles for loss in a season five times. **Watt** accounts for three of those five seasons.

### NFL Players w/ 28+ Tackles For Loss in a Season (2011-22)

Rnk	Player (Year)	TFL
1	<b>J.J. Watt (2012)</b>	<b>39</b>
2t	<b>J.J. Watt (2014)</b>	<b>29</b>
2t	<b>J.J. Watt (2015)</b>	<b>29</b>
4t	Chandler Jones (2017)	28
4t	Von Miller (2012)	28

## A CONSTANT SOURCE OF PRESSURE

Both by the season, and by the game, Watt's sacks have come in bunches. **He is the only active player in the NFL with at least three seasons of 17.0+ sacks.**

### Active NFL Leaders – Seasons w/ 17+ Sacks

Rnk	Player (Current Team)	17+	Years (Sacks)
1	<b>J.J. Watt (AZ)</b>	3	<b>2012 (20.5), 2014 (20.5), 2015 (17.5)</b>
2t	Chandler Jones (LV)	2	2017 (17.0), 2019 (19.0)
2t	Robert Quinn (Chi)	2	2013 (19.0), 2021 (18.5)
4t	T.J. Watt (Pit)	1	2021 (22.5)
4t	Shaquil Barrett (TB)	1	2019 (19.5)
4t	Aaron Donald (LAR)	1	2018 (20.5)
4t	Justin Houston (Bal)	1	2014 (22.0)
4t	Von Miller (Buf)	1	2012 (18.5)
4t	Aldon Smith (FA)	1	2012 (19.5)

**Watt** has 31 career multi-sack (1.5+) performances, the most among all active NFL defenders.

### Active NFL Leaders – Games w/ Multiple Sacks (1.5+)

Rnk	Player (Current Team)	Games
1	<b>J.J. Watt (AZ)</b>	<b>31</b>
2	Von Miller (Buf)	27
3	Chandler Jones (LV)	26
4t	Justin Houston (Bal)	25
4t	Jason Pierre-Paul (Bal)	25
4t	Cameron Jordan (NO)	25

**Watt** has had at least 2.0 sacks in a game 26 times in his career. That total also leads all active NFL defenders.


### Active NFL Leaders – Games w/ 2.0+ Sacks

Rnk	Player (Current Team)	Games
1	<b>J.J. Watt (AZ)</b>	<b>26</b>
2t	Chandler Jones (LV)	22
2t	Cameron Jordan (NO)	22
4t	Jason Pierre-Paul (Bal)	21
4t	Von Miller (Buf)	21
6	Justin Houston (Bal)	20

Watt has six career games with 3.0+ sacks. Among active players, only Justin Houston (8) has more games with 3.0+ sacks than Watt (7).

### Active NFL Leaders – Games w/ 3.0+ Sacks

Rnk	Player (Current Team)	Games
1	Justin Houston (Bal)	8
2t	<b>J.J. Watt (AZ)</b>	<b>6</b>
2t	Robert Quinn (Chi)	6
2t	Aaron Donald (LAR)	6
2t	T.J. Watt (Pit)	6





## THE NFL STANDARD AT SAFETY

*"The guy is a human eraser. He makes a ton of tackles, he brings energy, he brings juice, he's physical. He's our leader and our heart and soul on defense." – GM Steve Keim*

**S Budda Baker had another outstanding year in 2021 on his way to his fourth career Pro Bowl selection. The All-Pro totaled 98 tackles, 2.0 sacks, six tackles for loss, a career-high three INTs, three QB hits, seven passes defended and a forced fumble in the regular season.**

### SETTING THE STANDARD AT DEFENSIVE BACK

**Over the last four seasons (2019-22), Baker leads all NFL DBs in total (402) and solo (279) tackles - and leads by a wide margin.**

### NFL Leaders – Total Tackles by a DB (2019-22)

Rnk	Player (Team)	Tackles	Solo	GP
1	<b>S Budda Baker (AZ)</b>	<b>402</b>	<b>279</b>	<b>53</b>
2	S Logan Ryan (TB)	331	222	51
3t	S Jordan Poyer (Buf)	325	226	51
3t	S Vonn Bell (Cin)	325	217	50
5	S Harrison Smith (Min)	316	224	50

### INTERCEPTIONS COMING AT A QUICKER PACE NOW

**Baker finished the 2021 regular season with a career-high three INTs. Prior to 2021, his career high for INTs in a season was 2 in 2020.**

**After going without an INT in his first 50 career games, Baker has five in his last 33 games played.**

**Of Baker's five career INTs, three have come against division opponents (2 vs. San Francisco and 1 vs. Seattle).**



## THOMPSON'S BIG ASCENT IN 2021

S Jalen Thompson - selected in the fifth round of the 2019 NFL Supplemental Draft out of Washington State - had a Pro Bowl caliber season in 2021. **He established career highs in tackles (120), solo tackles (78), INTs (3), passes defended (7) and tackles for loss (3).**

**He was one of just five players - and three defensive backs - in the NFL with 100+ tackles, 3+ INTs and 5+ passes defended during the regular season.**

### Players w/ 100+ Tackles, 3+ INTs and 5+ PD in 2021

Player (Team)	Tkl	INT	PD
LB Foyesade Oluokun (Atl)	192	3	6
LB Darius Leonard (Ind)	122	4	8
<b>S Jalen Thompson (AZ)</b>	<b>120</b>	<b>3</b>	<b>7</b>
S Xavier Woods (Min)	108	3	10
CB Kenny Moore (Ind)	102	4	13

**Thompson's 120 tackles in 2021 were a team high and also marked the second-highest total in the NFL among defensive backs.**

### 2021 NFL Leaders - Total Tackles (DBs)

Rnk	Player (Team)	Tkl
1	S Minkah Fitzpatrick (Pit)	124
<b>2</b>	<b>S Jalen Thompson (AZ)</b>	<b>120</b>
3	S Derwin James (LAC)	118
4	CB Logan Ryan (NYG)	117
5t	S Johnathan Abram (LV)	114
5t	S Harrison Smith (Min)	114



## ARIZONA'S OWN INTERCEPTION LEADER

Third-year CB Byron Murphy Jr. - a native of Scottsdale and a product of Saguardo High School - was one of the Cardinals top defenders in 2021.

**In 16 regular season games, he totaled 64 tackles, 4 INTs (one returned for a TD), 12 passes defended, a forced fumble and a fumble recovery.**

**Murphy's 4 INTs and 12 passes defended both set career-highs. He had one INT and 18 passes defended in his first two NFL seasons combined (31 games).**

**Murphy was one of just 11 players in the NFL with 12+ passes defended and 4+ INTs in 2021.**

### NFL Players with 4+ INTs and 12+ PD (2021)

Player (Team)	PD	INT
J.C. Jackson (NE)	23	8
Trevon Diggs (Dal)	21	11
James Bradberry (NYG)	17	4
Xavier Howard (Mia)	16	5
Jalen Ramsey (LAR)	16	4
Pat Surtain II (Den)	14	4
Kevin Byard (Ten)	13	5
Rasul Douglas (GB)	13	5
Kenny Moore (Ind)	13	4
<b>Byron Murphy Jr. (AZ)</b>	<b>12</b>	<b>4</b>
Justin Simmons (Den)	12	5



## ANOTHER GOLDEN SEASON

LB Markus Golden had a highly-productive season for the Cardinals in 2021. **He recorded 48 tackles, a team-high 11.0 sacks, 10 tackles for loss, 19 QB hits, four forced fumbles, two fumble recoveries and a pass defended in the regular season.**

**Golden joined T.J. Watt as the only players in the NFL last season with 10.0+ sacks, 4+ forced fumbles and 2+ fumble recoveries.**

During the 2021 regular season, Golden:

- tied for 11<sup>th</sup> in the NFL in sacks
- tied for 7<sup>th</sup> in forced fumbles
- tied for 8<sup>th</sup> in fumble recoveries

**The 2021 season was Golden's third with 10.0+ sacks and his second as a member of the Cardinals (12.5 in 2016). Dating back to 2016, only Chandler Jones (5), Aaron Donald (5), Myles Garrett (4), Joey Bosa (4), Cameron Jordan (4) and T.J. Watt (4) have more seasons with 10.0+ sacks than Golden (3).**

### MARKUS DOUBLES UP

**Golden is one of just six players in Cardinals history with multiple seasons of 10.0+ sacks. With another such season in 2022, he would become just the fourth player in team annals with three double-digit sack campaigns.**

### Franchise Record - Seasons w/ 10.0+ Sacks (Career)

Rnk	Player (Years)	10+
1	Chandler Jones (2016-21)	5
2t	Simeon Rice (1996-2000)	3
2t	Al Baker (1983-86)	3
<b>4t</b>	<b>Markus Golden (2015-18; 20-)</b>	<b>2</b>
4t	Freddie Joe Nunn (1985-93)	2
4t	Curtis Greer (1982-87)	2



## SIMMONS' BIG SEASON IN 2021

Following a standout season in 2021, third-year LB Isaiah Simmons - the Cardinals first round (8<sup>th</sup> overall) pick in the 2020 NFL Draft - is expected to make another big leap this season.

**A rare athlete for his position, Simmons is one of the fastest players on the team - having run a 4.39 40-yard dash at the 2020 NFL Combine.**

He will continue to be used all over the field in 2022, seeing action at LB, nickel and safety according to defensive coordinator Vance Joseph.

"He's a big man who can tackle, run and chase, he can blitz, he could play that edge," Joseph said at the start of training camp. "But also he's covered guys in the slot like CeeDee Lamb and those guys and he likes it. That's different from most linebackers."

In 2021 Simmons proved to be the versatile defensive weapon the Cardinals hoped he would be. **He finished the regular season with 103 tackles, 7 passes defended, an INT, 4 forced fumbles, 4 tackles for loss, 4 QB hits and 1.5 sacks.**

**Simmons become the first Cardinals defender since Tim McDonald in 1988 to have 100+ tackles and 4+ forced fumbles in a season.**

**He also joined Colts All-Pro LB Darius Leonard as the only players in the NFL last season with 100+ tackles, 4+ forced fumbles and 7+ passes defended.**



## ALLEN BECOMES A PLAYMAKER ON "D"

Like LB Isaiah Simmons - DL Zach Allen is a young defender who had a breakout season for the Cardinals in 2021. Selected in the third round (65<sup>th</sup> overall) of the 2019 NFL Draft, Allen emerged as a playmaker last season.

**In 15 games (14 starts) last season, Allen established career highs in tackles (48), sacks (4.0), tackles for loss (5), QB hits (14), passes defended (4), fumble recoveries (3) and also recorded his first career INT. He scored his first career TD with a 16-yard fumble return in the regular season finale vs. the Seahawks.**

**Allen had twice as many sacks in 2021 (4.0) as he had in his first two years combined (2.0) while also more than doubling his previous career high for QB hits (from 6 in 2020 to 13 in 2021). Allen's three fumble recoveries were tied for the NFL lead among all defenders in 2021, and he was the only defensive lineman in the NFL with three fumble recoveries.**

### 2021 NFL Leaders - Defensive Fumble Recoveries

Rnk	Player (Team)	FR
<b>1t</b>	<b>DL Zach Allen (AZ)</b>	<b>3</b>
1t	LB Darius Leonard (Ind)	3
1t	S Tyrann Mathieu (KC)	3
1t	LB T.J. Watt (Pit)	3
1t	LB Fred Warner (SF)	3
1t	LB Frankie Luvu (Car)	3





## PRATER KICKS PAST 1,600 POINTS

After connecting on all four of his FG attempts in Week 3 vs. the Rams, K Matt Prater became just the 24<sup>th</sup> player in NFL history - and one of just three active players - with at least 1,600 career points.

### Active NFL Leaders – Career Points

Rnk	Player (Team)	Points
1	Robbie Gould (SF)	1,859
2	Mason Crosby (GB)	1,835
3	<b>Matt Prater (AZ)</b>	<b>1,613</b>
4	Nick Folk (NE)	1,426
5	Justin Tucker (Bal)	1,402

During his first season with the Cardinals, Prater accumulated 137 points (30 FG, 47 PAT) in 2021. That tied for the second-highest single-season total in franchise history.

### Franchise Record – Points (Season)

Rnk	Player (Year)	Points (Type)
1	Neil Rackers (2005)	140 (40 FG, 20 PAT)
2t	<b>Matt Prater (2021)</b>	<b>137 (30 FG, 47 PAT)</b>
2t	Chandler Catanzaro (2015)	137 (28 FG, 53 PAT)
4t	Zane Gonzalez (2019)	127 (31 FG, 34 PAT)
4t	Jay Feely (2013)	127 (30 FG, 37 PAT)

The 2021 season marked Prater's 11<sup>th</sup> with 100+ points in his career. It was also his seventh consecutive season (2015-21) scoring 100+ points.



## ONE OF THE BEST EVER FROM LONG DISTANCE

Prater tied his career high and established a Cardinals single-season record with seven made FGs of 50+ yards in 2021.

### Franchise Record – FGs of 50+ Yards (Season)

Rnk	Player (Year)	50+
1	<b>Matt Prater (2021)</b>	<b>7</b>
2	Neil Rackers (2005)	6
3	Neil Rackers (2004)	5
4t	Phil Dawson (2017)	4
4t	Greg Davis (1993)	4

Now in his 17<sup>th</sup> season, Prater is the NFL's all-time leader with 66 career FGs of 50+ yards.

### NFL History – Field Goals Made of 50+ Yards

Rnk	Player	Made	Att.	Pct.
1	<b>Matt Prater</b>	<b>66</b>	<b>89</b>	<b>74.2</b>
2	Sebastian Janikowski	58	105	55.2
3	Jason Hanson	52	93	55.9
4	Justin Tucker	52	70	74.3
5	Adam Vinatieri	45	72	62.5

Prater has made 66-of-89 FG attempts from 50+ yards in his career. His 74.2% success rate is the third-best in NFL history.

### NFL History – Field Goal Percentage From 50+ Yards

Rnk	Player	Pct.	Made	Att.
1	Stephen Gostkowski	74.4	32	43
2	Justin Tucker	74.3	52	70
3	<b>Matt Prater</b>	<b>74.2</b>	<b>66</b>	<b>89</b>
4	Harrison Butker	72.4	21	29
5	Jeff Wilkins	72.2	26	36

### PRATER (REALLY) GOOD FROM 60+

In Week 2 vs. Minnesota last season - in just his second game with the Cardinals - Prater set a franchise record with a 62-yard FG.

### Franchise Record – Longest Field Goal

Rnk	Player	Dist	Opponent
1	<b>Matt Prater</b>	<b>62</b>	<b>9/19/21 vs. Minnesota</b>
2	Jay Feely	61	10/14/12 vs. Buffalo
3	Chandler Catanzaro	60	9/25/16 at Buffalo
4t	Zane Gonzalez	57	9/13/20 at San Francisco
4t	Phil Dawson	57	11/26/17 vs. Jacksonville

There have been just 13 made FGs of at least 62 yards. Prater - who owns the second-longest FG in NFL history (64 yards) - has two of those. He joins Brett Maher (3) as the only kickers in league history with multiple FGs of 62 yards or longer.

### NFL History – Longest Made Field Goal

Rnk	Player (Team)	Dist	Opponent
1	Justin Tucker (Bal)	66	9/26/21 at Detroit
2	<b>Matt Prater (Den)</b>	<b>64</b>	<b>12/8/13 vs. Tennessee</b>
3t	Brett Maher (Dal)	63	10/20/19 vs. Philadelphia
3t	Graham Gano (Car)	63	10/7/18 vs. NY Giants
3t	David Akers (SF)	63	9/9/12 at Green Bay
3t	Sebastian Janikowski (Oak)	63	9/12/11 at Denver
3t	Jason Elam (Den)	63	10/25/98 vs. Jacksonville
3t	Tom Dempsey (NO)	63	11/8/70 vs. Detroit
9t	<b>Matt Prater (AZ)</b>	<b>62</b>	<b>9/19/21 vs. Minnesota</b>
9t	Brett Maher (Dal)	62	10/13/19 at N.Y. Jets
9t	Brett Maher (Dal)	62	12/9/18 vs. Philadelphia
9t	Stephen Gostkowski (NE)	62	11/19/17 at Oakland
9t	Matt Bryant (TB)	62	10/22/06 vs. Philadelphia

Prater owns franchise records for the longest FG with Denver (64 yards), Arizona (62 yards) and Detroit (59 yards, twice).

## LEE STILL KICKING (WELL) IN SEASON #19

K Andy Lee is in his sixth season with the Cardinals - and his 19<sup>th</sup> season in the NFL - in 2022. Among all active players, only Tampa Bay QB Tom Brady (23<sup>rd</sup> NFL season in 2022) has played more seasons than Lee.

### Active Players with Most Seasons Played (2022 Included)

Rnk	Player (Team)	Seasons	1 <sup>st</sup> Year
1	QB Tom Brady (TB)	23	2000
2t	<b>P Andy Lee (AZ)</b>	<b>19</b>	<b>2004</b>
2t	OL Jason Peters (Dal)	19	2004
4t	QB Aaron Rodgers (GB)	18	2005
4t	K Robbie Gould (SF)	18	2005

On August 11, Lee turned 40 years old. He joins Brady (45) and Jason Peters (40) as the only active NFL players currently playing in their 40s.

Lee finished in the top-10 in punting average in 15 of his first 18 NFL seasons.

That includes ranking 7<sup>th</sup> (2017), 1<sup>st</sup> (2018), 2<sup>nd</sup> (2019) and 3<sup>rd</sup> (2021) during his five seasons with the Cardinals.

Lee's 46.7-yard career punting average is tied for the fifth-best in NFL history.

### NFL History – Career Punting Average (Career)

Rnk	Player (Seasons)	Avg.
1	Shane Lechler (2000-17)	47.6
2	Michael Dickson (2018-)*	47.4
3	Cameron Johnston (2018-)*	47.1
4	Tress Way (2014-)*	47.0
5t	<b>Andy Lee (2004-)*</b>	<b>46.7</b>
5t	Johnny Hekker (2012-)*	46.7
5t	Marquette King (2013-18)	46.7
5t	Brandon Fields (2007-15)	46.7
8t	Logan Cooke (2018-)*	46.7
10	Thomas Morstead (2009-)*	46.5

\*Active Player

His 461 career punts inside the 20-yard line rank fourth in NFL history.

### NFL History – Punts Inside the 20 (Career)

Rnk	Player (Seasons)	In20
1	Jeff Feagles (1988-2009)	554
2	Dustin Colquitt (2005-21)	483
3	Shane Lechler (2000-17)	469
4	<b>Andy Lee (2004-)*</b>	<b>461</b>
5	Sam Koch (2006-21)	453

\*Active Player



## LEE STILL AMONG THE NFL'S BEST

Lee's success has not diminished with age. He has been one of the NFL's top punters since joining the Cardinals in 2017. During that time (2017-22) Lee's 47.6-yard punting average is the best in the NFL.

### NFL Leaders – Punting Average (2017-22)

Rnk	Player (Team)	Punts	Avg.
1	<b>Andy Lee (AZ)</b>	<b>371</b>	<b>47.6</b>
2	Michael Dickson (Sea)	310	47.4
3	Tress Way (Was)	403	47.3
4	Brett Kern (FA)	311	47.2
5	Cameron Johnston (Hou)	317	47.1

Lee's five full seasons in Arizona have resulted in the four highest single-season punting averages in franchise history. His 49.0-yard punting average in 2021 broke his own franchise record set in 2018 - when he led the NFL with a 48.6-yard average.

### Franchise Record – Punting Average (Season)

Rnk	Player (Season)	Avg.
1	<b>Andy Lee (2021)</b>	<b>49.0</b>
2	<b>Andy Lee (2018)</b>	<b>48.6</b>
3	<b>Andy Lee (2019)</b>	<b>47.8</b>
4	<b>Andy Lee (2017)</b>	<b>47.3</b>
5	Ben Graham (2009)	47.0

It also marked the third-best average in the NFL last season.


### NFL Leaders – Punting Avg. (2021)

Rnk	Player (Team)	Gross
1	A.J. Cole (LV)	50.0
2	Jack Fox (Det)	49.2
3	<b>Andy Lee (AZ)</b>	<b>49.0</b>
4t	Bryan Anger (Dal)	48.4
4t	Tress Way (Was)	48.4

A look at where Lee's punting averages have ranked in the NFL during his five full seasons with Arizona:

### Lee NFL Rank for Punting Average (2017-21)

Year	Avg.	NFL Rank
2021	49.0	3 <sup>rd</sup>
2020	44.8	22 <sup>nd</sup>
2019	47.8	2 <sup>nd</sup>
2018	48.6	1 <sup>st</sup>
2017	47.3	7 <sup>th</sup>







## QUARTERBACKS

**Trace McSorley** – Baltimore's 2019 sixth-round pick (197th overall) out of Penn State, has appeared in four NFL games.

**Kyler Murray** – Won the 2018 Heisman Trophy, was selected 9th overall in the 2018 MLB Draft, 1st overall in the 2019 NFL Draft, earned 2019 AP NFL Offensive Rookie of the Year honors and selected to consecutive Pro Bowls in 2020-21.

## RUNNING BACKS

**Eno Benjamin** – Has appeared in 14 games for Arizona after being selected by the Cardinals in the seventh round (222nd overall) of the 2020 NFL Draft out of Arizona State where he totaled 2,867 rushing yards and 27 TDs in 35 games (25 starts).

**James Conner** – Two-time Pro Bowler who signed with Arizona in 2021 after four seasons (2017-20) with Pittsburgh, where he played 50 games (33 starts). Was tied for second in the NFL in rushing TDs (15) and ranked third in total TDs (18) in his first season with the Cardinals.

**Keaontay Ingram** – Cardinals sixth-round pick (201st overall) in the 2022 NFL Draft out of USC. Rushed for 2,722 yards and 16 TDs on 495 carries in 42 games at Texas and USC.

**Jonathan Ward** – Played in 32 games for the Cardinals since joining the league in 2020 after joining Arizona as an undrafted free agent out of Central Michigan.

**Darrel Williams** – Played in 51 games in four seasons (2018-21) with Kansas City as an undrafted free agent out of LSU, rushing for 912 yards and 10 TDs on 237 carries and adding 83 receptions for 762 yards and four TDs. Member of Chiefs team that won Super Bowl LIV. Signed with Arizona in the offseason.

## TIGHT ENDS

**Stephen Anderson** – Entered the NFL as an undrafted free agent with the Texans and was signed by Arizona this summer after spending the last three seasons with the Chargers.

**Zach Ertz** – Ten-year NFL veteran, three-time Pro Bowler (2017-19) and first-team All-Pro (2018). Became 2nd-youngest TE to surpass 7,000 career receiving yards on October 2. Was acquired by the Cardinals in a Week 6 trade last season.

**Trey McBride** – Cardinals 2nd round pick (55th overall) in the 2022 NFL draft out of Colorado State. Winner of the 2021 John Mackey Award as nation's top tight end and named the Mountain West 2021-22 Male Athlete of the Year.

## WIDE RECEIVERS

**Marquise Brown** – Reunites with college teammate Kyler Murray. In their lone season starting together at Oklahoma in 2018, Brown hauled in 75 receptions for 1,318 yards and 10 TDs, leading the nation in 40+ (11), 50+ (7) and 60+ (4) plays. Was acquired by the Cardinals in a trade from Baltimore.

**Greg Dortch** – Originally signed with the Jets as an undrafted rookie free agent in 2019 and has appeared in 12 career NFL games (two starts) for the Panthers (2019) and Cardinals (2021-2022).

**A.J. Green** – Seven-time Pro Bowl selection (2011-17) and two-time second-team All-Pro honoree (2012-13). First receiver in NFL history to be named to the Pro Bowl in each of his first seven seasons.

**Rondale Moore** – Selected by the Cardinals in the second-round (49th overall) of the 2021 NFL Draft out of Purdue. Last season finished sixth among NFL rookies with 973 all-purpose yards.

## OFFENSIVE LINE

**Kelvin Beachum** – Selected by Pittsburgh in the seventh round (248th overall) of the 2012 NFL Draft and has started 135 of 140 games played with the Steelers (2012-15), Jaguars (2016), Jets (2017-19) and Cardinals (2020-22).

**Max Garcia** – Has played 97 games (52 starts) with Denver (2015-18) and Arizona (2019-2022). Was claimed off New York Giants practice squad on Sept. 10.

**Sean Harlow** – Atlanta's fourth round (136th overall) selection of the 2017 NFL Draft and has appeared in 20 games (seven starts) for the Falcons (2019) and Cardinals (2021-2022).

**Will Hernandez** – New York Giants 2018 second round (34th overall) draft choice, started 61 of the 67 games he has appeared in for the Giants and Cardinals. Signed with Arizona as a free agent in March 2022.

**Rodney Hudson** – A 12-year NFL veteran, three-time Pro Bowler (2016-17, '19) and 2019 second-team All-Pro selection was acquired by the Cardinals in a trade with the Las Vegas Raiders in March of 2021.

**D.J. Humphries** – Cardinals first-round pick (24th overall) in the 2015 NFL Draft out of Florida, has started all 80 NFL games played, including all 70 at LT since 2019.

**Josh Jones** – Arizona's 2020 third-round pick (72nd overall) out of Houston where he started all 45 games he played at LT in four seasons (2016-19) for the Cougars. Has played 33 games (12 starts) for the Cardinals during his first three NFL seasons.

**Billy Price** – Cincinnati's first-round pick (21st overall) in the 2018 NFL Draft out of Ohio State, started 34 of 59 games with the Bengals and Giants during his first four seasons.

**Justin Pugh** – Has started 118-of-119 games played with the Giants (2013-17) and Cardinals (2018-22) since entering the league as a first-round pick (19th overall) in the 2013 NFL Draft. His 116 starts have come at left guard (72), right tackle (38), right guard (7) and left tackle (1).

**Lecitus Smith** – Arizona's second pick in the sixth-round (215th overall) of the 2022 NFL Draft out of Virginia Tech, where he appeared in 45 games at guard and left tackle. Was originally recruited to play tight end.

## SPECIALISTS

**Aaron Brewer** – Entered the league with the Broncos as a rookie free agent and has played 151 regular season and eight playoff games with Denver (2012-15) and Arizona (2016-22).

**Andy Lee** – The four-time All-Pro joined Arizona in 2017 after playing for the 49ers (2004-14), Browns (2015) and Panthers (2016). Ranks third in NFL history in career punting yards (66,165).

**Matt Prater** – Two-time Pro Bowler (2013, '16) and NFL record-holder for FGs of 50+ yards (66). Joined Arizona in 2021 after 14 seasons with the Lions, Broncos and Falcons.



# CARDINALS PLAYER NOTES (DEFENSE)

## DEFENSIVE LINE

**Zach Allen** – Cardinals third-round pick (65th overall) in the 2019 NFL Draft out of Boston College. Posted a career-year in 2021 with 48 tackles, 4.0 sacks, 14 QB hits and tied for the NFL lead with three fumble recoveries.

**Michael Dogbe** – Selected by Arizona with its second pick in the seventh round (249th overall) of the 2019 NFL Draft out of Temple. Has appeared in 32 games (three starts) in his NFL career.

**Leki Fotu** – Cardinals first pick in the fourth round (114th overall) of the 2020 NFL Draft. Has appeared in 33 games (four starts) for the Cardinals during his first three NFL seasons. Family hails from the island of Tonga.

**Rashard Lawrence** – Arizona's second pick in the fourth-round (131st overall) of the 2020 NFL Draft out of LSU, where he was a three-time team captain including for LSU's 2019 National Championship team.

**Jonathan Ledbetter** – Originally signed with Miami as an undrafted free agent in 2019, has played in four NFL games with the Dolphins and Cardinals.

**J.J. Watt** – Five-time first-team All-Pro, five-time Pro Bowl selection, three-time NFL Defensive Player of the Year and 2017 Walter Payton NFL Man of the Year. Signed a two-year contract with Arizona in 2021 after 10 years in Houston.

## LINEBACKERS

**Zaven Collins** – Selected by the Cardinals in the first round (16th overall) of the 2021 NFL Draft out of Tulsa where he received the Bronko Nagurski Trophy, the Chuck Bednarik Award and the Lombardi Award.

**Victor Dimukeje** – Selected by Arizona with their first pick of the sixth round (210th overall) of the 2021 NFL Draft out of Duke. Earned All-ACC honors as a junior and senior and named a semifinalist for the 2020 Lott IMPACT Trophy.

**Dennis Gardeck** – Named a Pro Bowl alternate on special teams in 2019 and selected as a team captain each of the last three seasons (2020-22). Signed by Arizona as a rookie free agent out of Sioux Falls in 2018 and has played 63 games in five seasons.

**Markus Golden** – Arizona's 2015 second-round pick (58th overall) out of Missouri has appeared in 99 games for the Cardinals (2015-18; 2020-22) and Giants (2019-20). Led the Arizona defense with 11.0 total sacks during the 2021 season.

**Devon Kennard** – Nine-year NFL veteran and Phoenix native has played 116 games (73 starts) with the Giants (2014-17), Lions (2018-19) and Cardinals (2020-22) after being selected by New York in the fifth-round (174th overall) of the 2014 NFL Draft.

**Jesse Luketa** – Selected by the Cardinals in the seventh round (256th overall) of the 2022 NFL Draft out of Penn State. A native of Ottawa, Ontario, played four seasons (2018-21) at Penn State and appeared in 46 games.

**Ben Niemann** – Undrafted free agent out of Iowa, signed with Kansas City in 2018 and appeared in 67 games with the Chiefs (2018-21) and Cardinals (2022) and was a member of the Super Bowl LIV championship team.

**Myjai Sanders** – Selected by Arizona with its second pick in the third round (100th overall) of the 2022 NFL Draft out of Cincinnati. Finished 2021 leading the AAC with 62 total QB pressures and was a two-time first-team AAC selection (2020-21).

**Isaiah Simmons** – Named to the 2020 PFWA All-Rookie team after being selected eighth by the Cardinals out of Clemson. One of two NFL players with 100+ tackles, 4+ forced fumbles and 7+ passes defended last season.

**Cameron Thomas** – Arizona's first pick in the third-round (87th overall) of the 2022 NFL Draft out of San Diego State. Last season he led the conference with 11.5 sacks, 21 QB hurries and tied the conference record with 20.5 tackles for loss.

**Ezekiel Turner** – Signed with Arizona as an undrafted rookie free agent out of Washington in 2018. Has blocked two punts and has 44 special teams tackles in 51 career games.

**Tanner Vallejo** – Buffalo's 2017 sixth-round (195th overall) pick out of Boise State has played 70 games with Buffalo (2017), Cleveland (2018), Washington (2019) and Arizona (2019-22).

## DEFENSIVE BACKS

**Budda Baker** – Arizona's 2017 second-round pick (36th overall) out of Washington is a four-time Pro Bowler (2017, '19-21), three-time team captain (2020-22) and a 2020 first-team All-Pro honors.

**Antonio Hamilton** – Seven-year NFL veteran has appeared in 75 games (4 starts) with the Raiders (2016-17), Giants (2018-19), Chiefs (2020) and Cardinals (2021-22).

**Christian Matthew** – Arizona's first pick in the seventh-round (244th overall) of the 2022 NFL Draft out of Valdosta State becoming the sixth player to be drafted in school history.

**Trayvon Mullen Jr.** – Las Vegas' second round (40th overall) selection of the 2019 NFL Draft and has appeared in 39 games (31 starts) since entering the NFL. Was teammates with Isaiah Simmons at Clemson.

**Byron Murphy Jr.** – Scottsdale native and Arizona's 2019 second-round pick (33rd overall) out of Washington. Has recorded 210 tackles, five INTs and 31 passes defended in 52 games (44 starts) during his first four NFL seasons.

**Jalen Thompson** – Selected by Arizona in the fifth-round of the 2019 NFL Supplemental Draft out of Washington State. Signed a three-year contract extension in September 2022.

**Marco Wilson** – Selected by Arizona in the fourth-round (136th overall) of the 2021 NFL Draft out of Florida. Has started 18 of 19 games played so far in his NFL career.





# WEEK 1

## Kansas City Chiefs 44, Arizona Cardinals 21

63,697 ■ State Farm Stadium ■ Sep 11, 2022



Kansas City Chiefs .....	14	9	14	7	—	44
Arizona Cardinals .....	0	7	0	14	—	21

The Cardinals opened the 2022 regular season against the Kansas City Chiefs at State Farm Stadium. The contest reunited AZ head coach Kliff Kingsbury with KC quarterback Patrick Mahomes, whom he recruited to Texas Tech and coached for three seasons there. On this particular afternoon, it was the pupil who led his team to victory with an impressive passing effort. The 2018 league MVP threw for 360 yards and 5 touchdowns with no INTs in steering the Chiefs to a 44-21 win. Kansas City jumped out early with TDs on their first three drives and never looked back. Playing without several regular starters – including DE JJ Watt, WR DeAndre Hopkins, G Justin Pugh – the Cards battled and late in the first half had opportunities to make it a one score game but could not take advantage of them. The victory gave the Chiefs their eight consecutive season with a week 1 win while the Cardinals fell in the regular season opener for the first time in four seasons under Kingsbury and QB Kyler Murray.

Kansas City received the opening kickoff and proceeded to move 75 yards in 11 plays as Mahomes capped the drive with a 9-yard TD pass to TE Travis Kelce. The next Chiefs drive was equally effective, covering 86 yards in 7 plays. It ended on a Mahomes shovel pass to RB Clyde Edwards-Helaire for a 3-yard score that made it 14-0 late in the opening quarter. The Cards desperately needed a scoring drive and Murray delivered. He completed 4 of 5 pass attempts on the ensuing series, the biggest of which was a 24-yarder to WR Greg Dortch that moved it to the KC35. Shortly thereafter, Kyler scampered 21 yards up the middle to the 2, setting up James Conner's TD run that cut the lead in half at 14-7 two minutes into the second quarter. The next drive saw the Chiefs move 71 yards in 10 plays before facing a 4th-n-2 at the 4; KC went for it and Edwards-Helaire's 4-yard completion from Mahomes made it 20-7 after the PAT failed. With 1:05 to go in the half, the Chiefs continued to lead by 13 and took over at their own 20. On the first play from scrimmage, Mahomes connected with WR Juju Smith-Schuster before LB Dennis Gardeck forced a fumble that CB Byron Murphy recovered at the KC43 with :58 left. AZ soon faced a 4th-n-2 at the 34 but turned it over on downs when Murray's pass attempt was incomplete. The Chiefs quickly moved into position for a 54-yard FG try from Harrison Butker, who returned to action after exiting the game via cart in the first quarter. The kick was good and Kansas City took a 23-7 lead into the halftime locker room.

Kansas City's opening possession of the second half also resulted in a TD, this one a 1-yard pass from Mahomes to TE Jody Fortson. The Chiefs increased their lead to 37-7 late in the third on Mahomes' fifth TD pass of the day, this one a 2-yarder to WR Mecole Hardman. Early in the fourth, Murray's 2-yard TD pass to new Cardinals WR – and Murray's former Oklahoma teammate – Marquise Brown was followed by a successful two-point toss to TE Zach Ertz that made it 37-15. After a TD run by Chiefs RB Isiah Pacheco capped the next KC possession, Ertz's 6-yard TD catch from Murray provided the game's final score with 5:11 remaining.

### SCORING DRIVES

TEAM	QTR	TIME	SCORING PLAY	KC	ARI
Chiefs	1	09:37	T.Kelce 9 yd. pass from P.Mahomes (H.Butker kick) (11-75, 5:23)	7	0
Chiefs	1	03:20	C.Edwards-Helaire 3 yd. pass from P.Mahomes (J.Reid kick) (7-86, 4:23)	14	0
Cardinals	2	13:05	J.Conner 2 yd. run (M.Prater kick) (11-75, 5:15)	14	7
Chiefs	2	07:32	C.Edwards-Helaire 4 yd. pass from P.Mahomes (kick failed, wr) (11-75, 5:33)	20	7
Chiefs	2	00:02	H.Butker 54 yd. Field Goal (6-30, 0:33)	23	7
Chiefs	3	09:55	J.Fortson 1 yd. pass from P.Mahomes (H.Butker kick) (4-75, 2:12)	30	7
Chiefs	3	03:56	M.Hardman 2 yd. pass from P.Mahomes (H.Butker kick) (8-66, 4:53)	37	7
Cardinals	4	12:52	M.Brown 6 yd. pass from K.Murray (K.Murray-Z.Ertz pass) (14-75, 6:04)	37	15
Chiefs	4	07:39	I.Pacheco 3 yd. run (H.Butker kick) (9-66, 5:13)	44	15
Cardinals	4	05:11	Z.Ertz 6 yd. pass from K.Murray (pass failed) (6-48, 2:28)	44	21

### Team Statistics

	Chiefs	Cardinals
First Downs	33	18
3rd-Down Eff. (Made/Att/Pct)	5/8/63%	3/12/25%
4th-Down Eff. (Made/Att/Pct)	1/1/100%	3/4/75%
Total Net Yards	488	282
Total Plays	66	63
Yards Per Play	7.4	4.5
Rushes/Net Yards	27/128	22/103
Net Passing	360	179
Pass Attempts/Completions	39/30	38/24
Had Intercepted	0	0
Sacked/Yards Lost	0/0	3/26
Punts/Average	2/54.0	5/51.0
Penalties/Yards	3/25	5/49
Fumbles/Lost	5/1	3/0
Possession Time	34:42	25:18

### KANSAS CITY CHIEFS

PASSING	ATT	CP	YDS	SK/YD	TD	LG	INT	RTG
Patrick Mahomes	39	30	360	0/0	5	35	0	144.2
<b>TOTAL</b>	<b>39</b>	<b>30</b>	<b>360</b>	<b>0/0</b>	<b>5</b>	<b>35</b>	<b>0</b>	<b>144.2</b>

RUSHING	ATT	YDS	AVG	LG	TD
Isiah Pacheco	12	62	5.2	22	1
Clyde Edwards-Helaire	7	42	6.0	18	0
Jerick McKinnon	4	22	5.5	18	0
Patrick Mahomes	3	5	1.7	4	0
Marquez Valdes-Scantling	1	-3	-3.0	-3	0
<b>TOTAL</b>	<b>27</b>	<b>128</b>	<b>4.7</b>	<b>22</b>	<b>1</b>

RECEIVING	NO	YDS	AVG	LG	TD
Travis Kelce	8	121	15.1	35	1
JuJu Smith-Schuster	6	79	13.2	20	0
Marquez Valdes-Scantling	4	44	11.0	17	0
Clyde Edwards-Helaire	3	32	10.7	25	2
Jerick McKinnon	3	27	9.0	18	0
Mecole Hardman	3	16	5.3	8	1
Sky Moore	1	30	30.0	30	0
Noah Gray	1	10	10.0	10	0
Jody Fortson	1	1	1.0	1t	1
<b>TOTAL</b>	<b>30</b>	<b>360</b>	<b>12.0</b>	<b>35</b>	<b>5</b>

TOP DEFENSE	TOT	SOLO	AST	SCK	YDS	INT
Nick Bolton	10	8	2	0.0	0.0	0
L'Jarius Sneed	8	8	0	1.0	7.0	0
Rashad Fenton	5	4	1	0.0	0.0	0

FIELD GOALS	FGM/FGA	PERCENT	RESULTS
Harrison Butker	1-1	100.0	54G
<b>TOTAL</b>	<b>1-1</b>	<b>100.0</b>	

### ARIZONA CARDINALS

PASSING	ATT	CP	YDS	SK/YD	TD	LG	INT	RTG
Kyler Murray	34	22	193	2/18	2	26	0	99.3
Trace McSorley	4	2	12	1/8	0	10	0	56.2
<b>TOTAL</b>	<b>38</b>	<b>24</b>	<b>205</b>	<b>3/26</b>	<b>2</b>	<b>26</b>	<b>0</b>	<b>94.7</b>

RUSHING	ATT	YDS	AVG	LG	TD
Kyler Murray	5	29	5.8	21	0
Eno Benjamin	4	28	7.0	16	0
James Conner	10	26	2.6	8	1
Trace McSorley	3	20	6.7	14	0
<b>TOTAL</b>	<b>22</b>	<b>103</b>	<b>4.7</b>	<b>21</b>	<b>1</b>

RECEIVING	NO	YDS	AVG	LG	TD
Greg Dortch	7	63	9.0	24	0
James Conner	5	29	5.8	11	0
Marquise Brown	4	43	10.8	26	1
Eno Benjamin	3	33	11.0	22	0
Zach Ertz	2	14	7.0	8	1
A.J. Green	2	13	6.5	8	0
Andy Isabella	1	10	10.0	10	0
<b>TOTAL</b>	<b>24</b>	<b>205</b>	<b>8.5</b>	<b>26</b>	<b>2</b>

TOP DEFENSE	TOT	SOLO	AST	SCK	YDS	INT
Budda Baker	13	7	6	0.0	0.0	0
Jalen Thompson	9	9	0	0.0	0.0	0
Zaven Collins	7	4	3	0.0	0.0	0

FIELD GOALS	FGM/FGA	PERCENT	RESULTS
No Field Goals			

# CARDINALS GAME SUMMARIES



## WEEK 2

Arizona Cardinals 29, Las Vegas Raiders 23 (OT)  
61,707 ■ Allegiant Stadium ■ Sep 18, 2022



Arizona Cardinals	0	0	7	16	6	—	29
Las Vegas Raiders	7	13	3	0	0	—	23

The Cardinals made their first-ever appearance at Allegiant Field for a week 2 showdown with the Raiders and it was one for the ages. Vegas jumped out to a 20-0 halftime lead and led 23-7 after 3 quarters. But the gritty Cardinals battled back. And QB Kyler Murray engineered one of the greatest and most improbable comebacks in franchise history. Arizona would score the game's final 22 points, send the contest to overtime with a TD and 2-point conversion as regulation expired, and win it in the extra period with the longest OT return of a fumble in NFL history. It was the franchise's biggest comeback since 1999 and 5th largest ever; it was also the greatest comeback ever against the Raiders.

While the game ended in thrilling fashion for Arizona, its beginning was inauspicious. The Raiders took the opening kickoff, moved 75 yards in 15 plays and Derek Carr's 1-yard TD pass to WR Davante Adams made it 7-0. The next Vegas drive reached the AZ12 in 8 plays before Daniel Carlson's 32-yard FG made it 10-0. The Raiders increased it to 17-0 on their next possession when Carr capped a 7-play, 59-yard drive with his 3-yard scoring pass to TE Darren Waller. With just over 2 minutes to go in the first half, the Cards faced a 3rd-n-2 at the LV42 when Murray's pass attempt to Hollywood Brown was intercepted by CB Amik Robertson. The return set Vegas up at its own 27 with 1:51 to go. That was enough time to move into position for a 55-yard Carlson FG as the half expired that made it 20-0 at intermission. In their history, the Cardinals were 0-88-1 in games they trailed by 20+ points at halftime.

The AZ comeback began on its 2nd offensive series of the 3rd quarter. Murray completed 5 of 7 passes for 66 yards and ended the 79-yard drive with a scoring pass to WR Greg Dortch, a 5-yarder that was his first NFL TD catch. A 47-yard pass interference penalty on the ensuing Vegas possession led to a 25-yard Carlson FG that made it 23-7 late in the 3rd quarter. Two minutes into the 4th, the Cards trailed by 16 but were at the LV11 when they went for it on 4th-n-1. It ended there, though, as Murray's pass was just beyond the reach of TE Zach Ertz. However, 3 straight incompletions led to a punt and more importantly took just 9 seconds off the clock. An 18-yard Dortch punt return set AZ up at its own 46 with 12:07 to play. Murray marched the Cards to the LV25 where they faced a 4th-n-4 midway thru the 4th and down 16. They went for it and converted when Brown made a spectacular 1-handed grab at the 1. A play later, RB Darrel Williams punched it in and the Cards went for 2. What happened on that try was unforgettable and vintage Murray: the QB kept the pass play alive for 20 seconds, snaking around in the backfield for almost 85 total yards before finally outracing the defense to the pylon for a successful conversion. After another Vegas punt, the Cards took over at their own 27, down 8 with 4:43 to play. Needing to cover 73 yards and another 2-point conversion to force OT, AZ soon faced a 4th-n-1 at the LV43. A Murray scramble picked it up. With :30 left it was 4th-n-4 at the 6 when a defensive holding foul kept the drive going. It set up a 1st-n-goal at the 3 but after 3 incompletions it was 4th-n-goal from there with time for one more shot. Murray again delivered, scrambling to his left and into the end zone to cap the incredible 18-play drive. AZ still needed a 2-point conversion to send the game to OT and a delay penalty pushed the try back to the 7. It didn't matter. Murray fired a dart to WR AJ Green in the back of the end zone and the game was tied.

AZ won the OT coin toss and advanced to the LV37. They went for it on 4th-n-1 from there but Brown could not hold onto a Murray pass down the left side and the Raiders took over. On the edge of FG range, they faced 2nd-n-10 at the AZ39 when Carr hit WR Hunter Renfrow with a short pass but LB Isaiah Simmons dislodged the ball with a devastating hit. CB Byron Murphy scooped the loose ball and returned it 59 yards down the sideline to clinch the amazing comeback victory.

### SCORING DRIVES

TEAM	QTR	TIME	SCORING PLAY	ARI	LV
Raiders	1	05:22	D.Adams 1 yd. pass from D.Carr (D.Carlson kick) (15-75, 9:38)	0	7
Raiders	2	11:40	D.Carlson 32 yd. Field Goal (9-66, 4:41)	0	10
Raiders	2	07:00	D.Waller 3 yd. pass from D.Carr (D.Carlson kick) (7-59, 2:02)	0	17
Raiders	2	00:00	D.Carlson 55 yd. Field Goal (9-36, 1:51)	0	20
Cardinals	3	06:03	G.Dortch 5 yd. pass from K.Murray (M.Prater kick) (11-79, 5:27)	7	20
Raiders	3	01:38	D.Carlson 25 yd. Field Goal (8-68, 4:25)	7	23
Cardinals	4	08:13	D.Williams 1 yd. run (K.Murray run) (9-54, 3:54)	15	23
Cardinals	4	00:00	K.Murray 3 yd. run (18-73, 4:43)	21	23
Cardinals	OT	03:51	B.Murphy 59 yd. fumble return	29	23

### Team Statistics

	Cardinals	Raiders
First Downs	28	20
3rd-Down Eff. (Made/Att/Pct)	3/13/23%	6/11/55%
4th-Down Eff. (Made/Att/Pct)	3/5/60%	0/0/0%
Total Net Yards	413	324
Total Plays	78	61
Yards Per Play	5.3	5.3
Rushes/Net Yards	28/143	21/80
Net Passing	270	244
Pass Attempts/Completions	49/31	39/25
Had Intercepted	1	0
Sacked/Yards Lost	1/7	1/8
Punts/Average	3/45.3	3/53.7
Penalties/Yards	12/120	10/68
Fumbles/Lost	0/0	2/1
Possession Time	36:22	29:47

### ARIZONA CARDINALS

PASSING	ATT	CP	YDS	SK/YD	TD	LG	INT	RTG
Kyler Murray	49	31	277	1/7	1	29	1	76.7
<b>TOTAL</b>	49	31	277	1/7	1	29	1	76.7

RUSHING	ATT	YDS	AVG	LG	TD
Darrel Williams	8	59	7.4	30	1
Eno Benjamin	8	31	3.9	7	0
Kyler Murray	5	28	5.6	10	1
James Conner	7	25	3.6	6	0
<b>TOTAL</b>	28	143	5.1	30	2

RECEIVING	NO	YDS	AVG	LG	TD
Zach Ertz	8	75	9.4	16	0
Marquise Brown	6	68	11.3	24	0
Greg Dortch	4	55	13.8	29	1
Eno Benjamin	3	20	6.7	9	0
A.J. Green	3	16	5.3	10	0
James Conner	2	26	13.0	21	0
Andre Baccellia	2	12	6.0	11	0
Darrel Williams	2	3	1.5	2	0
Stephen Anderson	1	2	2.0	2	0
<b>TOTAL</b>	31	277	8.9	29	1

TOP DEFENSE	TOT	SOLO	AST	SCK	YDS	INT
Jalen Thompson	10	7	3	0.0	0.0	0
Zaven Collins	8	5	3	0.0	0.0	0
Budda Baker	6	5	1	0.0	0.0	0

FIELD GOALS	FGM/FGA	PERCENT	RESULTS
No Field Goals			

### LAS VEGAS RAIDERS

PASSING	ATT	CP	YDS	SK/YD	TD	LG	INT	RTG
Derek Carr	39	25	252	1/8	2	23	0	99.5
<b>TOTAL</b>	39	25	252	1/8	2	23	0	99.5

RUSHING	ATT	YDS	AVG	LG	TD
Josh Jacobs	19	69	3.6	13	0
Derek Carr	1	9	9.0	9	0
Zamir White	1	2	2.0	2	0
<b>TOTAL</b>	21	80	3.8	13	0

RECEIVING	NO	YDS	AVG	LG	TD
Hunter Renfrow	7	59	8.4	20	0
Darren Waller	6	50	8.3	19	1
Mack Hollins	5	66	13.2	23	0
Foster Moreau	3	30	10.0	19	0
Davante Adams	2	12	6.0	11	1
Ameer Abdullah	1	23	23.0	23	0
Josh Jacobs	1	12	12.0	12	0
<b>TOTAL</b>	25	252	10.1	23	2

TOP DEFENSE	TOT	SOLO	AST	SCK	YDS	INT
Divine Deablo	16	6	10	0.0	0.0	0
Jayon Brown	12	8	4	0.0	0.0	0
Nate Hobbs	11	9	2	0.0	0.0	0

FIELD GOALS	FGM/FGA	PERCENT	RESULTS
Daniel Carlson	3-3	100.0	32G, 55G, 25G
<b>TOTAL</b>	3-3	100.0	



# CARDINALS GAME SUMMARIES



## WEEK 3 Los Angeles Rams 20, Arizona Cardinals 12 63,243 ■ State Farm Stadium ■ Sep 25, 2022



Los Angeles Rams .....	10	3	7	0	—	20
Arizona Cardinals .....	0	6	3	3	—	12

In a match-up of 1-1 teams, the defending Super Bowl champion Rams came to State Farm Stadium and jumped out to an early 13-0 lead, thanks to a pair of field goals and a TD. The Cardinals would respond with the game's next three scores. They were lengthy drives of 19, 17 and 16 plays that produced FGs rather than TDs but it still got AZ to within 4 points late in the third quarter. However, LA's second TD of the day made it 20-9 and the Cards would only be able to close to within 8 before running out of time. QB Kyle Murray set career highs in completions (37) and attempts (58) and his favorite target was Marquise Brown. The WR racked up 140 yards on a career-best 14 receptions, a total that tied the 2nd most in franchise history.

The Rams forced a punt on the Cardinals' game opening drive and LA's Michael Hoecht got a hand on it to set the visitors up at the AZ35. Arizona's defense rose to the challenge and limited the Rams to a 22-yard Matt Gay FG that made it 3-0. Following a 3-n-out from the AZ offense, the Rams took over their own 42. Six plays later they had it at the AZ20 when WR Cooper Kupp went in motion, took a handoff from QB Matthew Stafford and raced around the left end for 20 yards and a TD that made it 10-0. Gay's 40-yard FG capped LA's next drive and put the Rams up 13-0 early in the 2nd quarter. With 11:21 left in the half, AZ took over at its own 30 and down 13-0. The Cards would move 65 yards in 19 plays, converting a pair of 4th downs on a much-needed drive. It would reach the 5 but no further and Matt Prater's 23-yard FG made it 13-3 with 1:51 before halftime. After forcing another 3-n-out by the LA offense, the Cards took over at their own 28 with :48 left in the first half. Murray moved them 47 yards, the biggest chunk of which came on a 30-yard completion to WR Greg Dortch on the last play before Prater's 45-yard FG made it 13-6 at intermission.

Arizona opened the 2nd half by forcing a 3-n-out that included a JJ Watt sack of Stafford. The Cards offense then took over at its own 11 and soon faced a 4th-n-1 at the 20; they went for it and RB James Conner converted. The drive would reach the LA31 and Prater's 3rd straight FG – this one from 49 – made it a 4-point game with 5:10 to go in the 3rd quarter. On the ensuing LA possession, the Rams soon faced a 3rd-n-11 from their own 24 when Stafford escaped a sack from LB Zaven Collins and hit Cupp for 11 and the first down. A screen to TE Tyler Higbee picked up 26 yards and Cam Akers' 14-yard TD run ended the drive to put LA up 20-9 with 16 minutes to play. With 11:30 remaining, the Cards had reached the LA26 where they went for it on 4th-n-4 but Murray's pass attempt to Brown was batted away. Up 11 with 7 minutes to go, the Rams advanced to AZ1 and poised to put the game away; however, S Budda Baker forced an Akers fumble that Jalen Thompson recovered to keep it a 2-possession game. Murray would move AZ to the LA13 in 16 plays – the longest of which was 14 yards – and Prater's 31-yard FG with 1:07 pulled the Cards to within 8. They would need an onside kick recovery to keep their hopes alive but the Rams dashed them by successfully corraling the kick.

### SCORING DRIVES

TEAM	QTR	TIME	SCORING PLAY	LAR	ARI
Rams	1	09:45	M.Gay 22 yd. Field Goal (8-31, 3:49)	3	0
Rams	1	04:00	C.Kupp 20 yd. run (M.Gay kick) (7-58, 4:50)	10	0
Rams	2	13:23	M.Gay 40 yd. Field Goal (6-58, 3:08)	13	0
Cardinals	2	01:51	M.Prater 23 yd. Field Goal (19-65, 9:30)	13	3
Cardinals	2	00:02	M.Prater 43 yd. Field Goal (8-47, 0:46)	13	6
Cardinals	3	05:10	M.Prater 49 yd. Field Goal (16-58, 7:47)	13	9
Rams	3	01:00	C.Akers 14 yd. run (M.Gay kick) (8-75, 4:10)	20	9
Cardinals	4	01:07	M.Prater 31 yd. Field Goal (17-84, 5:32)	20	12

### Team Statistics

	Rams	Cardinals
First Downs	15	23
3rd-Down Eff. (Made/Att/Pct)	3/8/38%	6/18/33%
4th-Down Eff. (Made/Att/Pct)	0/0/0%	4/5/80%
Total Net Yards	339	365
Total Plays	46	81
Yards Per Play	7.4	4.5
Rushes/Net Yards	20/100	21/70
Net Passing	239	295
Pass Attempts/Completions	25/18	58/37
Had Intercepted	0	0
Sacked/Yards Lost	1/10	2/19
Punts/Average	3/45.0	4/40.0
Penalties/Yards	6/35	6/50
Fumbles/Lost	1/1	1/0
Possession Time	26:04	33:56

### LOS ANGELES RAMS

PASSING	ATT	CP	YDS	SK/YD	TD	LG	INT	RTG
Matthew Stafford	25	18	249	1/10	0	32	0	103.6
TOTAL	25	18	249	1/10	0	32	0	103.6
RUSHING	ATT	YDS	AVG	LG	TD			
Cam Akers	12	61	5.1	14t	1			
Cooper Kupp	1	20	20.0	20t	1			
Darrell Henderson Jr.	4	17	4.3	7	0			
Matthew Stafford	3	2	0.7	4	0			
TOTAL	20	100	5.0	20T	2			
RECEIVING	NO	YDS	AVG	LG	TD			
Ben Skowronek	4	66	16.5	32	0			
Tyler Higbee	4	61	15.3	26	0			
Cooper Kupp	4	44	11.0	14	0			
Brandon Powell	3	27	9.0	16	0			
Allen Robinson	2	23	11.5	15	0			
Kendall Blanton	1	28	28.0	28	0			
TOTAL	18	249	13.8	32	0			
TOP DEFENSE	TOT	SOLO	AST	SCK	YDS	INT		
Derion Kendrick	9	9	0	0.0	0.0	0		
Bobby Wagner	9	6	3	0.0	0.0	0		
Jalen Ramsey	8	8	0	0.0	0.0	0		
FIELD GOALS	FGM/FGA		PERCENT		RESULTS			
Matt Gay	2-2		100.0		22G, 40G			
TOTAL	2-2		100.0					

### ARIZONA CARDINALS

PASSING	ATT	CP	YDS	SK/YD	TD	LG	INT	RTG
Kyler Murray	58	37	314	2/19	0	30	0	77.8
TOTAL	58	37	314	2/19	0	30	0	77.8
RUSHING	ATT	YDS	AVG	LG	TD			
James Conner	13	39	3.0	10	0			
Eno Benjamin	5	16	3.2	9	0			
Kyler Murray	2	8	4.0	6	0			
Darrel Williams	1	7	7.0	7	0			
TOTAL	21	70	3.3	10	0			
RECEIVING	NO	YDS	AVG	LG	TD			
Marquise Brown	14	140	10.0	20	0			
Greg Dortch	9	80	8.9	30	0			
Zach Ertz	6	45	7.5	12	0			
James Conner	3	18	6.0	7	0			
Andre Baccellia	2	13	6.5	10	0			
Eno Benjamin	2	7	3.5	6	0			
Andy Isabella	1	11	11.0	11	0			
TOTAL	37	314	8.5	30	0			
TOP DEFENSE	TOT	SOLO	AST	SCK	YDS	INT		
Budda Baker	8	5	3	0.0	0.0	0		
Jalen Thompson	7	5	2	0.0	0.0	0		
Zaven Collins	4	4	0	0.0	0.0	0		
FIELD GOALS	FGM/FGA	PERCENT	RESULTS					
Matt Prater	4-4	100.0	23G, 43G, 49G, 31G					
TOTAL	4-4	100.0						



WEEK 4

Arizona Cardinals 26, Carolina Panthers 16

69,810 Bank of America Stadium Oct 2, 2022



Arizona Cardinals	0	3	7	16	—	26
Carolina Panthers	0	10	0	6	—	16

The Cardinals traveled to Carolina for a week 4 match-up of teams desperately trying to even their record at 2-2. Arizona had not won a regular season game there since 2002 and the Panthers had won 6 straight in the series. Through two quarters, it looked like they were on their way to making it 7 and took a 10-3 lead into halftime. But the Cards ran off 23 points in the second half as Kyle Murray threw two TDs and ran for another. The AZ defense, meanwhile, was exceptional throughout; it created three takeaways and generally harassed Panthers QB Baker Mayfield all afternoon while limiting RB Christian McCaffrey to 27 rushing yards on 8 attempts. Leading that effort was DE Zach Allen who had a career-day; he finished with 6 tackles, a sack, three knockdowns, two QB hits and a tackle for loss. All of it added up to a 26-16 win that continued Arizona's success on the road with 10 wins in its last 11 opportunities.

On their first possession of the game, the Panthers were stopped on a 3rd-n-1 Mayfield QB sneak and went for it on 4th-n-inches from their own 39; led by LB Zaven Collins, the Cards D stopped McCaffrey and the offense took over. The Cards reached the Carolina 10 where they faced a 4th-n-1 themselves but WR Rondale Moore was tackled behind the line of scrimmage and the threat was extinguished. The game remained scoreless into the 2nd quarter before the Panthers defense created its first points. On 3rd-n-6 from the AZ31, LB Frankie Luvi intercepted a Murray pass intended for Hollywood Brown and returned it 33 yards for a TD. The next series saw the Cards go for it again on 4th-n-1 - this time from their own 42 - but turned it over on downs when the snap went over Murray's head. That gave it back to the Panthers at the AZ42 with 9:02 to go before halftime but they would soon return it. A fumbled exchange between Mayfield and WR Rashard Higgins was recovered by Arizona LB Ben Niemann at the AZ35. The Cards offense then went 50 yards in 8 plays and pull to within 7-3 on Matt Prater's 33-yard FG with 3:34 left in the 2nd quarter. S Jalen Thompson's INT gave the offense the ball back at the AZ18 with 1:05 to go in the half. After a 3-n-out, Carolina took over at its own 35 with :21 left and advanced to the AZ36 on 4 completions before Eddy Pineiro's 54-yard FG as the half expired made it 10-3.

Carolina got the ball to start the 2nd half but on its 3rd play from scrimmage, Allen's 9-yard sack of Mayfield forced a punt. The Cards would then tie the game with a 9-play, 89-yard TD drive. Key plays were a 22-yard reception by TE Zach Ertz and a 37-yard defensive pass interference penalty drawn by WR Marquise Brown. Ertz ended it with a TD pass from Murray on 3rd-n-goal from the 2. After again forcing a Panther punt, the Cards embarked on another long drive, this one consuming 9:26 and extending into the 4th quarter. Matt Prater capped it with his 39-yard FG that gave AZ its first lead at 13-10. On the next play from scrimmage, DE J.J. Watt deflected a Mayfield pass into the air where LB Dennis Gardeck caught it and returned his first career INT 24 yards to the Carolina 5. A play later, Murray ran it in around the right side for a 4-yard TD that made it 20-10 with 10:26 left in the game. Carolina's ensuing series ended when Allen knocked down another Mayfield pass, this time on 4th-n-1 at the CAR 31. Two plays later on 3rd-n-3 from the 23, Murray hit Brown with an over-the-shoulder throw and the WR artfully tapped his toes just inside the end zone. The connection put AZ up 26-10 with 7:37 to play and the game's only other score came on a Mayfield-to-McCaffrey TD pass of 13 yards.

SCORING DRIVES

TEAM	QTR	TIME	SCORING PLAY	ARI	CAR
Panthers	2	12:13	F.Luvu 33 yd. interception return (E.Pineiro kick)	0	7
Cardinals	2	03:34	M.Prater 33 yd. Field Goal (8-50, 3:19)	3	7
Panthers	2	00:00	E.Pineiro 54 yd. Field Goal (5-29, 0:21)	3	10
Cardinals	3	07:42	Z.Ertz 2 yd. pass from K.Murray (M.Prater kick) (9-89, 5:08)	10	10
Cardinals	4	11:22	M.Prater 39 yd. Field Goal (15-57, 9:26)	13	10
Cardinals	4	10:26	K.Murray 4 yd. run (M.Prater kick) (2-5, 0:42)	20	10
Cardinals	4	07:37	M.Brown 23 yd. pass from K.Murray (pass failed) (3-31, 1:36)	26	10
Panthers	4	04:47	C.McCaffrey 13 yd. pass from B.Mayfield (pass failed) (9-74, 2:50)	26	16

Team Statistics

	Cardinals	Panthers
First Downs	20	11
3rd-Down Eff. (Made/Att/Pct)	6/15/40%	2/10/20%
4th-Down Eff. (Made/Att/Pct)	0/2/0%	1/3/33%
Total Net Yards	338	220
Total Plays	70	51
Yards Per Play	4.8	4.3
Rushes/Net Yards	37/132	13/40
Net Passing	206	180
Pass Attempts/Completions	32/23	36/22
Had Intercepted	1	2
Sacked/Yards Lost	1/1	2/17
Punts/Average	3/56.7	4/52.3
Penalties/Yards	7/61	6/76
Fumbles/Lost	2/0	2/1
Possession Time	38:35	21:25

ARIZONA CARDINALS

PASSING	ATT	CP	YDS	SK/YD	TD	LG	INT	RTG
Kyler Murray	32	23	207	1/1	2	23t	1	96.7
TOTAL	32	23	207	1/1	2	23T	1	96.7
RUSHING	ATT	YDS	AVG	LG	TD			
James Conner	15	55	3.7	8	0			
Eno Benjamin	5	36	7.2	15	0			
Kyler Murray	12	26	2.2	10	1			
Darrel Williams	4	19	4.8	13	0			
Rondale Moore	1	-4	-4.0	-4	0			
TOTAL	37	132	3.6	15	1			
RECEIVING	NO	YDS	AVG	LG	TD			
Marquise Brown	6	88	14.7	23t	1			
Zach Ertz	6	47	7.8	23	1			
Trey McBride	3	24	8.0	11	0			
James Conner	3	22	7.3	14	0			
Rondale Moore	3	11	3.7	7	0			
Eno Benjamin	1	9	9.0	9	0			
Greg Dortch	1	6	6.0	6	0			
TOTAL	23	207	9.0	23T	2			
TOP DEFENSE	TOT	SOLO	AST	SCK	YDS	INT		
Zaven Collins	8	6	2	0.0	0.0	0		
Zach Allen	6	3	3	1.0	9.0	0		
Budda Baker	5	2	3	0.0	0.0	0		
FIELD GOALS	FGM/FGA			PERCENT		RESULTS		
Matt Prater	2-2			100.0		33G, 39G		
TOTAL	2-2			100.0				

CAROLINA PANTHERS

PASSING	ATT	CP	YDS	SK/YD	TD	LG	INT	RTG
Baker Mayfield	36	22	197	2/17	1	34	2	61.9
TOTAL	36	22	197	2/17	1	34	2	61.9
RUSHING	ATT	YDS	AVG	LG	TD			
Christian McCaffrey	8	27	3.4	10	0			
DJ Moore	1	11	11.0	11	0			
D'Onta Foreman	1	2	2.0	2	0			
Baker Mayfield	2	0	0.0	0	0			
Laviska Shenault Jr.	1	0	0.0	0	0			
TOTAL	13	40	3.1	11	0			
RECEIVING	NO	YDS	AVG	LG	TD			
Christian McCaffrey	9	81	9.0	34	1			
DJ Moore	6	50	8.3	16	0			
Tommy Tremble	3	34	11.3	16	0			
Robbie Anderson	3	26	8.7	13	0			
Ian Thomas	1	6	6.0	6	0			
TOTAL	22	197	9.0	34	1			
TOP DEFENSE	TOT	SOLO	AST	SCK	YDS	INT		
Frankie Luvu	11	6	5	0.0	0.0	1		
Shaq Thompson	8	3	5	0.0	0.0	0		
Brian Burns	7	4	3	1.0	1.0	0		
FIELD GOALS	FGM/FGA	PERCENT	RESULTS					
Eddy Piñeiro	1-1	100.0	54G					
TOTAL	1-1	100.0						





## WEEK 5

### Philadelphia Eagles 20, Arizona Cardinals 17

63,919 ■ State Farm Stadium ■ Oct 9, 2022

Philadelphia Eagles	7	7	3	3	—	20
Arizona Cardinals	0	10	0	7	—	17

In week 5, the NFL's only remaining undefeated team came to State Farm Stadium when the 2-2 Cardinals hosted the 4-0 Philadelphia Eagles. The visitors took an early 14-0 but the Cards battled back to tie it at 17 in the 4th. After Philly went up 3 on a go-ahead FG with 1:45 to play, Arizona had a chance to send the game into OT but a 43-yard FG try in the closing seconds was wide right. The Cardinals defense was exceptional holding Philadelphia to a season-low 20 points and just 6 in the second half. Marquise Brown led the Cards with 78 receiving yards on 8 catches with a TD.

The Eagles drew first blood with a TD on their opening offensive possession. Completions of 14 & 10 yards to TE Dallas Goedert were followed by two to WR AJ Brown (15 & 11) that kept the 11-play, 64-yard drive going. QB Jalen Hurts capped it with his 1-yard QB keeper and Philly led 7-0. On the next play from scrimmage, Tyler Murray's pass down the deep middle intended for Brown was intercepted by S CJ Gardner-Johnson, setting the Eagles up at their own 35. However, they would not capitalize as Arizona's defense sent them 3-n-out. Late in the opening quarter, Philly faced a 3rd-n-12 at its own 11 but Hurts found DeVonta Smith for 22 to the 33. A 20-yard connection between those 2 followed and the 16-play, 87-yard drive ultimately concluded with another 1-yard TD sneak. AZ seemed to seize some momentum on the opening play of the next Philly drive when S Jalen Thompson picked a Hurts pass across the middle but replay overturned it. The Cards still sent the Eagles 3-n-out and following the punt took over at their own 43 for their best field position of the day. A 13-yard James Conner run moved it to the 44 and was followed by a 14-yard Brown catch to the PHI32. On 3rd-n-2 from the 25, Murray found Brown in the middle of the field and the speedy WR slipped a tackle before racing into the end zone. AZ forced another Eagles punt and took over at its own 7 with 3:22 to go in the half. Stopped on 3rd down at their own 28, the Cards lined up to punt but ran a fake instead; the snap went to the up-back, RB Darrell Williams, who ran for 7 and picked up the first down. The very lengthy drive (16 plays, 91 yards) took 9:38 off the clock and Matt Amendola's 20-yard FG as the half expired trimmed Philly's lead to 14-10. Amendola was signed during the week as a replacement for the team's regular kicker, Matt Prater (hip).

Philly increased its lead to 17-10 on the opening drive of the 3rd quarter when Cameron Dicker's 42-yard FG capped a 10-play, 51-yard drive. After the teams traded punts, AZ took over at its own 10 in the final minute of the 3rd quarter. Injuries to starting RB James Conner as well as back-ups Darrell Williams and Jonathan Ward, left Eno Benjamin as the Cardinals only available RB. Thanks largely to Murray completing all 6 of his pass attempts on the drive (for 58 yards), AZ reached the PHI11 in 11 plays; from there Benjamin ran it in to tie the game with 9:43 to go in the game. Hurts then led the Eagles into AZ territory and with 4:28 left, they faced 3rd-n-12 at the Cards 36; they picked it up thanks to a 16-yard Hurts-to-Goedert completion. The drive would reach the AZ5 and Dicker's 23-yard FG put Philly up 20-17. After the kickoff, the Cards took over at their own 25 with 1:45 to go and no timeouts. A 15-yard Murray run and 4 completions covered 31 yards, taking the Cards to the PHI34 with :36 left. A Murray burst up the middle appeared to gain 10+ yards on 2nd-n-10 and the Cards stopped the clock with a spike with :22 left. However, officials spotted it as just a 9-yard gain and after the spike it was 4th-n-1 at the 25. AZ sent out the FG unit to tie it but Amendola's 43-yard attempt sailed right.

### SCORING DRIVES

TEAM	QTR	TIME	SCORING PLAY	PHI	ARI
Eagles	1	08:02	J.Hurts 1 yd. run (C.Dicker kick) (11-64, 4:13)	7	0
Eagles	2	10:11	J.Hurts 1 yd. run (C.Dicker kick) (16-87, 7:20)	14	0
Cardinals	2	05:24	M.Brown 25 yd. pass from K.Murray (M.Ammendola kick) (6-57, 2:16)	14	7
Cardinals	2	00:00	M.Ammendola 20 yd. Field Goal (16-91, 3:22)	14	10
Eagles	3	09:57	C.Dicker 42 yd. Field Goal (10-51, 5:03)	17	10
Cardinals	4	09:43	E.Benjamin 11 yd. run (M.Ammendola kick) (12-90, 5:37)	17	17
Eagles	4	01:45	C.Dicker 23 yd. Field Goal (17-70, 7:58)	20	17

### Team Statistics

	Eagles	Cardinals
First Downs	24	23
3rd-Down Eff. (Made/Att/Pct)	6/13/46%	8/14/57%
4th-Down Eff. (Made/Att/Pct)	1/1/100%	1/1/100%
Total Net Yards	357	363
Total Plays	71	69
Yards Per Play	5.0	5.3
Rushes/Net Yards	33/139	26/124
Net Passing	218	239
Pass Attempts/Completions	36/26	42/28
Had Intercepted	0	1
Sacked/Yards Lost	2/21	1/11
Punts/Average	4/47.0	4/49.0
Penalties/Yards	3/30	2/15
Fumbles/Lost	1/0	0/0
Possession Time	34:39	25:21

### PHILADELPHIA EAGLES

PASSING	ATT	CP	YDS	SK/YD	TD	LG	INT	RTG
Jalen Hurts	36	26	239	2/21	0	31	0	89.9
TOTAL	36	26	239	2/21	0	31	0	89.9
RUSHING	ATT	YDS	AVG	LG	TD			
Jalen Hurts	15	61	4.1	17	2			
Miles Sanders	15	58	3.9	12	0			
Kenneth Gainwell	3	20	6.7	11	0			
TOTAL	33	139	4.2	17	2			
RECEIVING	NO	YDS	AVG	LG	TD			
DeVonta Smith	10	87	8.7	22	0			
Dallas Goedert	8	95	11.9	31	0			
A.J. Brown	3	32	10.7	15	0			
Quez Watkins	3	19	6.3	7	0			
Miles Sanders	2	6	3.0	8	0			
TOTAL	26	239	9.2	31	0			
TOP DEFENSE	TOT	SOLO	AST	SCK	YDS	INT		
Chauncey Gardner-Johnson	10	10	0	0.0	0.0	1		
Darius Slay	9	7	2	0.0	0.0	0		
T.J. Edwards	8	5	3	0.0	0.0	0		
FIELD GOALS	FGM/FGA	PERCENT	RESULTS					
Cameron Dicker	2-2	100.0	42G, 23G					
TOTAL	2-2	100.0						

### ARIZONA CARDINALS

PASSING	ATT	CP	YDS	SK/YD	TD	LG	INT	RTG
Kyler Murray	42	28	250	1/11	1	28	1	80.5
TOTAL	42	28	250	1/11	1	28	1	80.5
RUSHING	ATT	YDS	AVG	LG	TD			
James Conner	9	55	6.1	17	0			
Kyler Murray	4	42	10.5	15	0			
Eno Benjamin	8	25	3.1	11t	1			
Darrel Williams	3	9	3.0	7	0			
Rondale Moore	2	-7	-3.5	-2	0			
TOTAL	26	124	4.8	17	1			
RECEIVING	NO	YDS	AVG	LG	TD			
Marquise Brown	8	78	9.8	25t	1			
Rondale Moore	7	68	9.7	28	0			
Zach Ertz	6	48	8.0	11	0			
Eno Benjamin	3	28	9.3	16	0			
A.J. Green	3	20	6.7	9	0			
James Conner	1	8	8.0	8	0			
TOTAL	28	250	8.9	28	1			
TOP DEFENSE	TOT	SOLO	AST	SCK	YDS	INT		
Isaiah Simmons	13	8	5	0.0	0.0	0		
Byron Murphy Jr.	9	7	2	0.5	5.0	0		
Marco Wilson	8	7	1	0.0	0.0	0		
FIELD GOALS	FGM/FGA	PERCENT	RESULTS					
Matt Ammendola	1-2	50.0	20G, 43WR					
TOTAL	1-2	50.0						

WON 2, LOST 3				
09/11	L	21-44	Kansas City	63,697
09/18	W	29-23 (OT)	at Las Vegas	61,707
09/25	L	12-20	L.A. Rams	63,243
10/02	W	26-16	at Carolina	69,810
10/09	L	17-20	Philadelphia	63,919

2022 TEAM STATISTICS			ARI	OPP.
FIRST DOWNS				
			112	103
Rushing			40	31
Passing			66	66
Penalty			6	6
Third Down-Made/Att			26/72	22/50
Third Down Efficiency			36.1%	44.0%
Fourth Down-Made/Att			11/17	3/5
Fourth Down Efficiency			64.7%	60.0%
TOTAL NET YARDS				
			1,761	1,728
Avg. Per Game			352.2	345.6
Total Plays			361	295
Avg. Per Play			4.9	5.9
NET YARDS RUSHING				
			572	487
Avg. Per Game			114.4	97.4
Total Rushes			134	114
Avg. Per Rush			4.3	4.3
NET YARDS PASSING				
			1,189	1,241
Avg. Per Game			237.8	248.2
Sacked/Yards Lost			8/64	6/56
Gross Yards			1,253	1,297
Attempts/Completions			219/143	175/121
Pct. of Completion			65.3%	69.1%
Had Intercepted			3	2
PUNTS/AVERAGE				
			19/48.3	16/50.1
Net Punting Average			38.9	45.4
PUNT RETURN/AVG.				
			10/5.4	14/9.9
KICKOFF RETURN/AVG.				
			7/24.3	7/19.7
INTERCEPTION RETURN/AVG.				
			2/12.0	3/13.3
PENALTIES/YARDS				
			32/295	28/234
FUMBLES/BALL LOST				
			6/0	11/4
TOUCHDOWNS				
			12	14
Rushing			5	5
Passing			6	8
Returns			1	1
EXTRA POINTS/ATTEMPTS				
			6/6	12/13
TWO POINT CONVERSION/ATT.				
			3/5	0/1
FIELD GOALS/ATTEMPTS				
			7/8	9/9
AVG. TIME OF POSSESSION				
			31:14	28:46

SCORE BY PERIODS	Q1	Q2	Q3	Q4	OT	PTS
TEAM	0	26	17	56	6	105
OPPONENTS	38	42	27	16	0	123

SCORING	TD	RU	PA	RT	K-PAT	FG	2PT	S	PTS
M. Prater	0	0	0	0	4/4	6/6	0	0	22
M. Brown	3	0	3	0	0/0	0/0	0	0	18
Z. Ertz	2	0	2	0	0/0	0/0	1	0	14
K. Murray	2	2	0	0	0/0	0/0	1	0	14
E. Benjamin	1	1	0	0	0/0	0/0	0	0	6
J. Conner	1	1	0	0	0/0	0/0	0	0	6
G. Dortch	1	0	1	0	0/0	0/0	0	0	6
B. Murphy Jr.	1	0	0	1	0/0	0/0	0	0	6
D. Williams	1	1	0	0	0/0	0/0	0	0	6
M. Ammendola	0	0	0	0	2/2	1/2	0	0	5
A. Green	0	0	0	0	0/0	0/0	1	0	2
TEAM	12	5	6	1	6/6	7/8	3	0	105
OPPONENTS	14	5	8	1	12/13	9/9	0	0	123

SACKS: J. Watt 2.5, Z. Allen 2.0, D. Gardeck 1.0, B. Murphy Jr. 0.5, TM 6.0, OPP 8.0 FUM/LOST: K. Murray 2/0, R. Hudson 2/0, S. Harlow 1/0, J. Conner 1/0, TM 6/0, OPP 11/4

PASSING	ATT	CMP	YDS	CMP%	YDS/ATT	TD	TD%	INT	INT%	LONG	SACK	LOST	RATING
K. Murray	215	141	1,241	65.6	5.8	6	2.8	3	1.4	30	7	56	84.3
T. McSorley	4	2	12	50.0	3.0	0	0.0	0	0.0	10	1	8	56.3
TEAM	219	143	1,253	65.3	5.7	6	2.7	3	1.4	30	8.0	64	83.8
OPPONENTS	175	121	1,297	69.1	7.4	8	4.6	2	1.1	35	6.0	56	101.1

RUSHING	NO.	YDS	AVG	LONG	TD
J. Conner	54	200	3.7	17	1
E. Benjamin	30	136	4.5	16	1
K. Murray	28	133	4.8	21	2
D. Williams	16	94	5.9	30	1
T. McSorley	3	20	6.7	14	0
R. Moore	3	-11	-3.7	-2	0
TEAM	134	572	4.3	30	5
OPPONENTS	114	487	4.3	22	5

RECEIVING	TAR	NO.	YDS	AVG	LONG	TD
M. Brown	55	38	417	10.0	26	3
Z. Ertz	41	28	229	8.0	23	2
G. Dortch	24	21	204	9.0	30	1
J. Conner	19	14	103	7.0	21	0
A. Green	18	8	49	6.0	10	0
E. Benjamin	17	12	97	8.0	22	0
R. Moore	13	10	79	7.0	28	0
A. Baccellia	6	4	25	6.0	11	0
A. Isabella	5	2	21	10.0	11	0
D. Williams	5	2	3	1.0	2	0
T. McBride	3	3	24	8.0	11	0
S. Anderson	1	1	2	2.0	2	0
TEAM	207	143	1,253	8.8	30	6
OPPONENTS	173	121	1,297	10.7	35	8

INTERCEPTIONS	NO.	YDS	AVG	LONG	TD
J. Thompson	2	-1	-0.5	0	0
D. Gardeck	1	24	24.0	24	0
TEAM	3	23	7.7	24	0
OPPONENTS	3	40	13.3	33	1

FUMBLES	FUM	LST	FF	REC	TD
R. Hudson	2	0	0	0	0
J. Conner	1	0	0	1	0
K. Murray	2	0	0	3	0
S. Harlow	1	0	0	0	0
T. McSorley	0	0	0	1	0
TEAM	6	0	0	5	0
OPPONENTS	11	4	0	3	0

PUNTING	NO.	YDS	AVG	NET	TB	IN	LG	B
A. Lee	19	917	48.3	38.9	2	3	62	0
TEAM	19	917	48.3	38.9	2	3	62	0
OPPONENTS	16	801	50.1	45.4	1	4	66	0

PUNT RETURNS	RET	FC	YDS	AVG	LONG	TD
G. Dortch	10	1	54	5.4	18	0
TEAM	10	1	54	5.4	18	0
OPPONENTS	14	1	138	9.9	22	0

KICKOFF RETURNS	NO.	YDS	AVG	LONG	TD
E. Benjamin	7	170	24.3	44	0
TEAM	7	170	24.3	44	0
OPPONENTS	7	138	19.7	31	0

FIELD GOALS	1-19	20-29	30-39	40-49	50+
M. Prater	0/0	1/1	3/3	2/2	0/0
M. Ammendola	0/0	1/1	0/0	0/1	0/0
TEAM	0/0	2/2	3/3	2/3	0/0
OPPONENTS	0/0	3/3	1/1	2/2	3/3

2-Pt Conv: Z. Ertz 1, A. Green 1, K. Murray 1, TM 3-5, OPP 0-1



# CARDINALS 2022 DEFENSIVE STATS



POS.	PLAYER	TKL.	AST.	COMB	TFL	SACKS/SK. YDS.	QH	FR	FF	INT./YDS.	PD
S	Baker, Budda	22	17	39	0	0.0/0.0	1	0	1	0/0	0
S	Thompson, Jalen	26	7	33	0	0.0/0.0	1	1	0	1/0	4
LB	Collins, Zaven	22	10	32	2	0.0/0.0	0	0	1	0/0	0
LB	Simmons, Isaiah	16	6	22	0	0.0/0.0	0	0	1	0/0	0
DL	Allen, Zach	10	11	21	4	2.0/20.0	9	0	0	0/0	5
CB	Wilson, Marco	14	6	20	1	0.0/0.0	0	0	1	0/0	2
CB	Murphy Jr., Byron	14	5	19	3	0.5/5.0	1	2	0	0/0	1
LB	Vigil, Nick	7	6	13	1	0.0/0.0	0	0	0	0/0	1
LB	Gardeck, Dennis	9	2	11	1	1.0/8.0	3	0	1	1/24	1
DL	Dogbe, Michael	5	6	11	0	0.0/0.0	0	0	0	0/0	0
LB	Niemann, Ben	5	5	10	1	0.0/0.0	0	1	0	0/0	0
LB	Golden, Markus	4	4	8	1	0.0/0.0	5	0	0	0/0	0
DL	Fotu, Leki	3	5	8	0	0.0/0.0	0	0	0	0/0	0
CB	Whittaker, Jace	5	2	7	0	0.0/0.0	0	0	0	0/0	1
DL	Watt, J.J.	4	3	7	2	2.5/23.0	4	0	0	0/0	3
LB	Thomas, Cameron	0	6	6	0	0.0/0.0	0	0	0	0/0	0
LB	Dimukeje, Victor	3	1	4	0	0.0/0.0	1	0	0	0/0	0
DL	Lawrence, Rashard	3	1	4	2	0.0/0.0	0	0	1	0/0	0
LB	Vallejo, Tanner	2	1	3	0	0.0/0.0	0	0	0	0/0	0
LB	Kennard, Devon	1	2	3	0	0.0/0.0	1	0	0	0/0	0
DL	Ledbetter, Jonathan	1	1	2	0	0.0/0.0	0	0	0	0/0	0
CB	Mullen Jr., Trayvon	1	1	2	0	0.0/0.0	0	0	0	0/0	0
LB	Turner, Ezekiel	1	0	1	0	0.0/0.0	0	0	0	0/0	0
CB	Matthew, Christian	0	1	1	0	0.0/0.0	0	0	0	0/0	0
<b>TOTALS</b>		<b>178</b>	<b>109</b>	<b>287</b>	<b>18</b>	<b>6.0/56.0</b>	<b>26</b>	<b>4</b>	<b>6</b>	<b>2/24</b>	<b>18</b>

POS.	PLAYER	TKL.	AST.	COMB.	DEFENSIVE SCORES	
LB	Gardeck, Dennis	6	0	6	INT (0)	(4:05) (Shotgun) D.Carr pass short left to H.Renfrow to ARZ 38 for 1 yard (I.Simmons). FUMBLES (I.Simmons), touched at ARZ 39, RECOVERED by ARZ-B.Murphy at ARZ 41. B.Murphy for 59 yards. The Replay Official reviewed the runner broke the plane ruling, and the play was Upheld. The ruling on the field stands. @ LV (09/18/22)
TE	Anderson, Stephen	4	2	6	FR (1)	
LB	Dimukeje, Victor	2	1	3		
LB	Turner, Ezekiel	1	2	3		
LS	Brewer, Aaron	2	0	2		
CB	Hamilton, Antonio	2	0	2	Safety (0)	SPECIAL TEAMS BIG PLAYS
RB	Benjamin, Eno	1	0	1		
CB	Mullen Jr., Trayvon	1	0	1	FR (0)	
LB	Vallejo, Tanner	1	0	1		
RB	Ward, Jonathan	1	0	1		
S	Banjo, Chris	0	1	1		
CB	Matthew, Christian	0	1	1		
LB	Niemann, Ben	0	1	1		
TOTALS		21	8	29		



# CARDINALS GAME-BY-GAME OFFENSE

## 2022 REGULAR SEASON CARDINALS GAME-BY-GAME OFFENSE

	09/11	09/18	09/25	10/02	10/09	10/16	10/20	10/30	11/06	11/13	11/21	11/27	12/12	12/18	12/25	01/01	01/08	
	vs.	@	vs.	@	vs.	@	vs.	@	vs.	@	vs.	vs.	vs.	@	vs.	@	@	Totals
	KC	LV	LAR	CAR	PHI	SEA	NO	MIN	SEA	LAR	SF	LAC	NE	DEN	TB	ATL	SF	
<b>FIRST DOWNS</b>																		
Total	18	28	23	20	23													112
Rushing	6	11	8	8	7													40
Passing	12	13	15	10	16													66
Penalty	0	4	0	2	0													6
<b>THIRD DOWNS</b>																		
Attempts	12	13	18	15	14													72
Converted	3	3	6	6	8													26
Percentage	25.0%	23.1%	33.3%	40.0%	57.1%													36.1%
<b>FOURTH DOWNS</b>																		
Attempts	4	5	5	2	1													17
Converted	3	3	4	0	1													11
Percentage	75.0%	60.0%	80.0%	0.0%	100.0%													64.7%
<b>TOT. OFFENSE</b>																		
Net Yards	282	413	365	338	363													1,761
Plays	63	78	81	70	69													361
Avg./Play	4.5	5.3	4.5	4.8	5.3													4.9
<b>RUSHING</b>																		
Net Yards	103	143	70	132	124													572
Rush. Att.	22	28	21	37	26													134
Avg./Att.	4.7	5.1	3.3	3.6	4.8													4.3
<b>PASSING</b>																		
Net Yards	179	270	295	206	239													1,189
Attempts	38	49	58	32	42													219
Completions	24	31	37	23	28													143
Intercepted	0	1	0	1	1													3
Gross Yards	205	277	314	207	250													1,253
Sacked	3.0	1.0	2.0	1.0	1.0													8.0
Yards Lost	26	7	19	1	11													64
<b>ADVANCES</b>																		
Rushes	22	28	21	37	26													134
Completions	24	31	37	23	28													143
Totals	46	59	58	60	54													277
Total Drives	11	9	9	12	9													50
<b>PENALTIES</b>																		
Number	5	12	6	7	2													32
Yards	49	120	50	61	15													295
<b>FUMBLES</b>																		
Number	3	0	1	2	0													6
Lost	0	0	0	0	0													0
<b>PUNTING</b>																		
Yards	255	136	160	170	196													917
Punts	5	3	4	3	4													19
Net Avg.	42.2	38.7	29.0	40.7	43.5													38.9
Gross Avg.	51.0	45.3	40.0	56.7	49.0													48.3
<b>SCORING</b>																		
Points	21	29	12	26	17													105
Q1	0	0	0	0	0													0
Q2	7	0	6	3	10													26
Q3	0	7	3	7	0													17
Q4	14	16	3	16	7													56
OT	0	6	0	0	0													6
TD Rushing	1	2	0	1	1													5
TD Passing	2	1	0	2	1													6
TD KO Returns	0	0	0	0	0													0
TD Punt Returns	0	0	0	0	0													0
TD Sp. Teams	0	0	0	0	0													0
TD Def. Returns	0	1	0	0	0													1
FG Attempts	0	0	4	2	2													8
FG Made	0	0	4	2	1													7
Safety	0	0	0	0	0													0
2-Pt Attempts	2	2	0	1	0													5
2-Pt Made	1	2	0	0	0													3
Time of Possession	25:18	36:22	33:56	38:35	25:21													31:54



# CARDINALS GAME-BY-GAME DEFENSE



## 2022 REGULAR SEASON CARDINALS GAME-BY-GAME DEFENSE

	09/11 vs. KC	09/18 @ LV	09/25 vs. LAR	10/02 @ CAR	10/09 vs. PHI	10/16 @ SEA	10/20 vs. NO	10/30 @ MIN	11/06 vs. SEA	11/13 @ LAR	11/21 vs. SF	11/27 vs. LAC	12/12 vs. NE	12/18 @ DEN	12/25 vs. TB	01/01 @ ATL	01/08 @ SF	Totals
<b>FIRST DOWNS</b>																		
Total	33	20	15	11	24													103
Rushing	7	4	5	3	12													31
Passing	22	14	10	8	12													66
Penalty	4	2	0	0	0													6
<b>THIRD DOWNS</b>																		
Attempts	8	11	8	10	13													50
Converted	5	6	3	2	6													22
Percentage	62.5%	54.5%	37.5%	20.0%	46.2%													44.0%
<b>FOURTH DOWNS</b>																		
Attempts	1	0	0	3	1													5
Converted	1	0	0	1	1													3
Percentage	100.0%	0	0	33.3%	100.0%													60.0%
<b>TOT. OFFENSE</b>																		
Net Yards	488	324	339	220	357													1,728
Plays	66	61	46	51	71													295
Avg./Play	7.4	5.3	7.4	4.3	5.0													5.9
<b>RUSHING</b>																		
Net Yards	128	80	100	40	139													487
Rush. Att.	27	21	20	13	33													114
Avg./Att.	4.7	3.8	5.0	3.1	4.2													4.3
<b>PASSING</b>																		
Net Yards	360	244	239	180	218													1,241
Attempts	39	39	25	36	36													175
Completions	30	25	18	22	26													121
Intercepted	0	0	0	2	0													2
Gross Yards	360	252	249	197	239													1,297
Sacked	0.0	1.0	1.0	2.0	2.0													6.0
Yards Lost	0	8	10	17	21													56
<b>ADVANCES</b>																		
Rushes	27	21	20	13	33													114
Completions	30	25	18	22	26													121
Totals	57	46	38	35	59													235
Total Drives	10	9	10	11	9													49
<b>PENALTIES</b>																		
Number	3	10	6	6	3													28
Yards	25	68	35	76	30													234
<b>FUMBLES</b>																		
Number	5	2	1	2	1													11
Lost	1	1	1	1	0													4
<b>PUNTING</b>																		
Yards	108	161	135	209	188													801
Punts	2	3	3	4	4													16
Net Avg.	44.5	46.7	41.0	49.3	44.5													45.4
Gross Avg.	54.0	53.7	45.0	52.3	47.0													50.1
<b>SCORING</b>																		
Points	44	23	20	16	20													123
Q1	14	7	10	0	7													38
Q2	9	13	3	10	7													42
Q3	14	3	7	0	3													27
Q4	7	0	0	6	3													16
OT	0	0	0	0	0													0
TD Rushing	1	0	2	0	2													5
TD Passing	5	2	0	1	0													8
TD KO Returns	0	0	0	0	0													0
TD Punt Returns	0	0	0	0	0													0
TD Sp. Teams	0	0	0	0	0													0
TD Def. Returns	0	0	0	1	0													1
FG Attempts	1	3	2	1	2													9
FG Made	1	3	2	1	2													9
Safety	0	0	0	0	0													0
2-Pt Attempts	0	0	0	1	0													1
2-Pt Made	0	0	0	0	0													0
Time of Possession	34:42	29:47	26:04	21:25	34:39													29:19



# THE LAST TIME - REGULAR SEASON

## RUSHING

### 200 Yards Rushing

By Cardinals: 228, Beanie Wells at St. Louis, Nov. 27, 2011 (27 att., 1 TD)  
By Opponent: 228, Clinton Portis at Denver, Dec. 29, 2002 (24 att., 2 TD)

### 150 Yards Rushing

By Cardinals: 164, Kenyan Drake at Dallas, Oct. 19, 2020 (20 att., 2 TD)  
By Opponent: 190, Rashaad Penny vs. Seattle, Jan. 9, 2022 (23 att., 1 TD)

### 100 Yards Rushing

By Cardinals: 120, Chase Edmonds at LA Rams, Oct. 3, 2021 (12 att., 0 TD)  
By Opponent: 190, Rashaad Penny vs. Seattle, Jan. 9, 2022 (23 att., 1 TD)

### Two 100-Yard Rushers

By Cardinals: 126 yards, Ottis Anderson/102 yards, Wayne Morris at New Orleans, Oct. 5, 1980  
By Opponent: 128 yards, Marshawn Lynch/108 yards, Robert Turbin at Seattle, Dec. 9, 2012

### Four Rushing Touchdowns

By Cardinals: Kenyan Drake vs. Cleveland, Dec. 15, 2019 (5, 1, 1, 17 yards)  
By Opponent: Shaun Alexander at Seattle, Sep. 25, 2005 (25, 1, 1, 1 yards)

### Three Rushing Touchdowns

By Cardinals: Kenyan Drake (4) vs. Cleveland, Dec. 15, 2019 (5, 1, 1, 17 yards)  
By Opponent: Todd Gurley at LA Rams, Sep. 16, 2018 (11, 1, 2 yards)

### Two Rushing Touchdowns

By Cardinals: James Conner vs. LA Rams, Dec. 13, 2021 (1, 8 yards)  
By Opponent: Jalen Hurts vs. Philadelphia, Oct. 9, 2022 (1, 1 yards)

## PASSING

### 500 Yards Passing

By Cardinals: 522, Boomer Esiason at Washington, Nov. 10, 1996-OT (35 comp., 59 att.)  
By Opponent: Never happened

### 400 Yards Passing

By Cardinals: 400, Kyler Murray vs. Minnesota, Sep. 19, 2021 (29 comp., 36 att.)  
By Opponent: 424, Jared Goff vs. LA Rams, Dec. 1, 2019 (32 comp., 43 att.)

### 300 Yards Passing

By Cardinals: 314, Kyler Murray vs. LA Rams, Sep. 25, 2022 (37 comp., 58 att.)  
By Opponent: 360, Patrick Mahomes vs. Kansas City, Sep. 11, 2022 (30 comp., 39 att.)

### Six Touchdown Passes

By Cardinals: Charley Johnson vs. New Orleans, Nov. 2, 1969 (32, 14, 28, 31, 26, 14 yards)  
By Opponent: Brett Favre at NY Jets, Sep. 28, 2008 (12, 34, 2, 17, 40, 24 yards)

### Five Touchdown Passes

By Cardinals: Kurt Warner at Chicago, Nov. 8, 2009 (11, 6, 17, 15, 4 yards)  
By Opponent: Patrick Mahomes vs. Kansas City, Sep. 11, 2022 (9, 3, 4, 1, 2 yards)

### Four Touchdown Passes

By Cardinals: Kyler Murray at Cleveland, Oct. 17, 2021 (21, 13, 9, 14 yards)  
By Opponent: Patrick Mahomes vs. Kansas City, Sep. 11, 2022 (9, 3, 4, 1, 2 yards)

### Three Touchdown Passes

By Cardinals: Kyler Murray vs. Houston, Oct. 24, 2021 (1, 5, 47 yards)  
By Opponent: Patrick Mahomes vs. Kansas City, Sep. 11, 2022 (9, 3, 4, 1, 2 yards)

## RECEIVING

### 200 Yards Receiving

By Cardinals: 217, Anquan Boldin at Detroit, Sep. 7, 2003 (10 rec., 2 TD)  
By Opponent: 200, Tyler Lockett vs. Seattle, Oct. 25, 2020 (15 rec., 3 TD)

### 150 Yards Receiving

By Cardinals: 169, DeAndre Hopkins vs. Philadelphia, Dec. 20, 2020 (9 rec., 1 TD)  
By Opponent: 200, Tyler Lockett vs. Seattle, Oct. 25, 2020 (15 rec., 3 TD)

### 100 Yards Receiving

By Cardinals: 140, Marquise Brown vs. LA Rams, Sep. 25, 2022 (14 rec.)  
By Opponent: 121, Travis Kelce vs. Kansas City, Sep. 11, 2022 (8 rec., 1 TD)

### Two 100-Yard Receivers

By Cardinals: 112, A.J. Green (5 rec.), 104, Christian Kirk (7 rec.) at Jacksonville, Sep. 26, 2021  
By Opponent: 172, Robert Woods (13 rec.), 107, Tyler Higbee (7 rec., 1 TD) vs. LA Rams, Dec. 1, 2019

### Four Receiving Touchdowns

By Cardinals: Roy Green vs. Seattle, Nov. 13, 1983 (15, 23, 7, 63 yards)  
By Opponent: Earnest Gray vs. NY Giants, Sep. 7, 1980 (10, 37, 42, 20 yards)

### Three Receiving Touchdowns

By Cardinals: Christian Kirk at Tampa Bay, Nov. 10, 2019 (33, 69, 15 yards)  
By Opponent: Tyler Lockett vs. Seattle, Oct. 25, 2020 (3, 47, 3 yards)

### Two Receiving Touchdowns

By Cardinals: Antoine Wesley at Dallas, Jan. 2, 2022 (1, 19 yards)  
By Opponent: Clyde Edwards-Helaire, Sep. 11, 2022 (3, 4 yards)

### 10 or More Receptions in a Game

By Cardinals: Marquise Brown (14 for 140 yards) vs. LA Rams, Sep. 25, 2022  
By Opponent: DeVonta Smith (10 for 87 yards) vs. Philadelphia, Oct. 9, 2022

## COMBOS

### 100-Yard Rusher/100-Yard Receiver

By Cardinals: Kenyan Drake, 100 rushing yards/DeAndre Hopkins, 127 receiving yards vs. Buffalo, Nov. 15, 2020  
By Opponent: Latavius Murray, 102 rushing yards/Michael Thomas, 112 receiving yards at New Orleans, Oct. 27, 2019

### 100-Yard Rusher/Two 100-Yard Receivers

By Cardinals: Johnny Johnson, 103 rushing yards/Ernie Jones, 117 receiving yards/Roy Green, 120 receiving yards vs. Green Bay, Nov. 18, 1990  
By Opponent: Marshawn Lynch, 113 rushing yards/Luke Willson, 139 receiving yards/Doug Baldwin, 113 receiving yards vs. Seattle, Dec. 21, 2014

### 100-Yard Rusher/100-Yard Receiver/300-Yard Passer

By Cardinals: Chris Johnson, 109 rushing yards/Michael Floyd, 106 receiving yards/Carson Palmer 374 passing yards at Cleveland, Nov. 1, 2015  
By Opponent: Latavius Murray, 102 rushing yards/Michael Thomas, 112 receiving yards/Drew Brees, 373 passing yards at New Orleans, Oct. 27, 2019

### Two 100-Yard Receivers/300-Yard Passer

By Cardinals: A.J. Green, 112; Christian Kirk, 104; Kyler Murray, 316, at Jacksonville, Sep. 26, 2021  
By Opponent: Robert Woods, 172; Tyler Higbee, 107; Jared Goff, 424 vs. LA Rams, Dec. 1, 2019

## SCORING

### Four Total Touchdowns

By Cardinals: Kenyan Drake vs. Cleveland, Dec. 15, 2019 (4 rush)  
By Opponent: Brian Westbrook at Philadelphia, Nov. 27, 2008 (2 rush, 2 rec.)

### Three Total Touchdowns

By Cardinals: James Conner at San Francisco, Nov. 7, 2021 (2 rush, 1 rec.)  
By Opponent: Tyler Lockett vs. Seattle, Oct. 25, 2020 (3 rec.)

### Two-Point Conversion

By Cardinals: A.J. Green reception at Las Vegas, Sept. 18, 2022  
By Opponent: Cedrick Wilson reception at Dallas, Jan. 2, 2022

### Multiple Two-Point Conversions

By Cardinals: Phil Murray run; A.J. Green reception at Las Vegas, Sept. 18, 2022  
By Opponent: Todd Gurley run (2x); Malcolm Brown reception vs. LA Rams Sep. 16, 2018

### Safety

By Cardinals: Intentional grounding by Jalen Hurts in end zone vs. Philadelphia, Dec. 20, 2020  
By Opponent: Intentional grounding by Kyler Murray in end zone vs. Indianapolis, Dec. 25, 2021

## KICKING

### Six Field Goals

By Cardinals: Neil Rackers vs. San Francisco, Oct. 2, 2005 (40, 45, 48, 23, 43, 24 yards)  
By Opponent: Never happened

### Five Field Goals

By Cardinals: Phil Dawson at Washington, Dec. 17, 2017 (40, 35, 19, 34, 32 yards)  
By Opponent: Robbie Gould vs. San Francisco, Oct. 1, 2017 (49, 39, 47, 48, 23 yards)

### Four Field Goals

By Cardinals: Matt Prater vs. LA Rams, Sep. 25, 2022 (23, 43, 49, 31 yards)  
By Opponent: Zane Gonzalez vs. Carolina, Nov. 14, 2021 (44, 48, 49, 27 yards)

### Three Field Goals

By Cardinals: Matt Prater vs. LA Rams, Sep. 25, 2022 (23, 43, 49, 31 yards)  
By Opponent: Daniel Carlson at Las Vegas, Sep. 18, 2022 (32, 55, 25 yards)





## Missed Point-After-Touchdown

By Cardinals: Matt Prater vs. Indianapolis, Dec. 25, 2021 (wide left)  
By Opponent: Justin Reid vs. Kansas City, Sep. 11, 2022 (wide right)

## Blocked Punt

By Cardinals: Ezekiel Turner vs. Philadelphia, Dec. 20, 2020 (Cameron Johnston punt)  
By Opponent: Michael Thomas at NY Giants, Oct. 20, 2019 (Andy Lee Punt)

## Blocked Punt Return For Touchdown

By Cardinals: Dennis Gardeck (Cameron Malveaux block) at Seattle, Dec. 30, 2018, 0 yards (Michael Dickson punt)  
By Opponent: Elijah Penny (Michael Thomas block) at NY Giants, Oct. 20, 2019, 0 yards (Andy Lee punt)

## Blocked Field Goal Attempt

By Cardinals: Rodney Gunter at Seattle, Dec. 24, 2016 (Steven Hauschka 45-yard attempt)  
By Opponent: A'Shawn Robinson at LA Rams, Jan. 3, 2021 (Mike Nugent 37-yard attempt)

## Blocked Field Goal Attempt For Touchdown

By Cardinals: Justin Bethel (Adrian Wilson block) vs. Chicago, Dec. 23, 2012, 82 yards (Olindo Mare kick)  
By Opponent: Mike Bass (Verlon Biggs block) at Washington, Sep. 24, 1972, 32 yards (Jim Bakken kick)

## RETURNS

### Punt Return For Touchdown

By Cardinals: Ted Ginn, Jr. at NY Giants, Sep. 14, 2014, 71 yards (Steve Weatherford punt)  
By Opponent: Dontae Johnson vs. Pittsburgh, Dec. 8, 2019, 85 yards (Andy Lee punt)

### Kickoff Return For Touchdown

By Cardinals: David Johnson at Chicago, Sep. 20, 2015, 108 yards (Robbie Gould kickoff)  
By Opponent: Tyler Lockett at Seattle, Dec. 31, 2017, 99 yards (Phil Dawson kickoff)

### Interception Return For Touchdown

By Cardinals: Byron Murphy Jr. at Jacksonville, Sep. 26, 2021 (29 yards, Trevor Lawrence pass)  
By Opponent: Frankie Luvu at Carolina, Oct. 2, 2022 (33 yards, Kyler Murray pass)

### Fumble Return For Touchdown

By Cardinals: Byron Murphy Jr. at Las Vegas, Sep. 18, 2022, 59 yards (Hunter Renfrow fumble)  
By Opponent: Shaq Lawson vs. Miami, Nov. 8, 2020, 36 yards (Kyler Murray fumble)

## DEFENSE

### Four Interceptions

By Cardinals: Kwamie Lassiter vs. San Diego, Dec. 27, 1998  
By Opponent: Never happened

### Three Interceptions

By Cardinals: Antrel Rolle at Cincinnati, Nov. 18, 2007  
By Opponent: Marcus Trufant at Seattle, Dec. 9, 2007

### Two Interceptions

By Cardinals: Byron Murphy Jr. at Jacksonville, Sep. 26, 2021  
By Opponent: Joe Haden vs. Pittsburgh, Dec. 8, 2019

### Two Interceptions By Teammates

By Cardinals: At Washington, Oct. 16, 1994 (Aeneas Williams and James Williams)  
By Opponent: At Seattle, Dec. 9, 2012 (Richard Sherman and Bobby Wagner)

### Four Quarterback Sacks

By Cardinals: Chandler Jones (5.0) at Tennessee, Sep. 12, 2021  
By Opponent: Cameron Wake (4.5) vs. Miami, Sep. 30, 2012

### Three Quarterback Sacks

By Cardinals: Markus Golden at San Francisco, Nov. 7, 2021  
By Opponent: Aaron Donald vs. LA Rams, Dec. 13, 2021

### Two Quarterback Sacks By Teammates

By Cardinals: at Cleveland, Oct. 17, 2021 (Markus Golden 2.0, Jordan Hicks 2.0)  
By Opponent: vs. Carolina, Sep. 22, 2019 (Mario Addison 3.0, Christian Miller 2.0)

## Two Opponent Fumble Recoveries

By Cardinals: Jordan Hicks at San Francisco, Nov. 7, 2021  
By Opponent: J.J. Watt vs. Houston, Nov. 10, 2013

## TEAM SCORING

### 50 Points Scored By Team

By Cardinals: St. Louis 56 at Minnesota 14, Oct. 6, 1963  
By Opponent: Arizona 0 at Seattle 58, Dec. 9, 2012

### 40 Points Scored By Team

By Cardinals: Arizona 44, at LA Rams 6, Jan. 1, 2017  
By Opponent: Arizona 21, vs. Kansas City 44, Sep. 11, 2022

### 20 First-Quarter Points

By Cardinals: 21 vs. San Francisco, Sep. 10, 2006  
By Opponent: 21 vs. Denver, Oct. 18, 2018

### 20 Second-Quarter Points

By Cardinals: 21 at Dallas, Oct. 19, 2020  
By Opponent: 20 vs. Philadelphia, Dec. 20, 2020

### 20 Third-Quarter Points

By Cardinals: 21 vs. Green Bay, Dec. 27, 2015  
By Opponent: 21 at San Francisco, Jan. 2, 2011

### 20 Fourth-Quarter Points

By Cardinals: 20 at Seattle, Dec. 24, 2016  
By Opponent: 21 vs. LA Rams, Dec. 6, 2020

### 30 One-Half Points

By Cardinals: 31 in first half vs. San Francisco, Sep. 27, 2015  
By Opponent: 35 in first half vs. Denver, Oct. 18, 2018

### Score Touchdown In Each Quarter

By Cardinals: at Cleveland, Oct. 17, 2021 (7, 16, 7, 7 points)  
By Opponent: vs. Kansas City, Sep. 11, 2022 (14, 9, 14, 7 points)

## OFFENSE

### 500 Yards Total Offense

By Cardinals: 503 vs. Minnesota, Sep. 19, 2021  
By Opponent: 572 vs. Seattle, Oct. 25, 2020

### No Sacks/No Interceptions Allowed

By Cardinals: vs. Indianapolis, Dec. 25, 2021  
By Opponent: vs. Kansas City, Sep. 11, 2022

## DEFENSE

### Shutout

By Cardinals: Arizona 23, vs. NY Giants 0, Dec. 24, 2017 (State Farm Stadium)  
By Opponent: Arizona 0, at LA Rams 34, Sep. 16, 2018 (Los Angeles Memorial Coliseum)

### Shutout At Home

By Cardinals: Arizona 23, vs. NY Giants 0, Dec. 24, 2017 (State Farm Stadium)  
By Opponent: Arizona 0, vs. Seattle 38, Sep. 14, 2003 (Sun Devil Stadium)

### Shutout On The Road

By Cardinals: Arizona 38, at Dallas 0, Nov. 16, 1970 (Cotton Bowl)  
By Opponent: Arizona 0, at LA Rams 34, Sep. 16, 2018 (Los Angeles Memorial Coliseum)

## MISCELLANEOUS

### Overtime Win At Home

By Cardinals: vs. Seattle, Oct. 25, 2020, 37-34 (State Farm Stadium)  
By Opponent: Oct. 14, 2012 vs. Buffalo, 19-16 (State Farm Stadium)

### Overtime Win On The Road

By Cardinals: Sep. 18, 2022 at Las Vegas, 29-23 (Allegiant Stadium)  
By Opponent: Nov. 7, 2010 at Minnesota, 27-24 (Metrodome)

### 10 Or More Penalties

By Cardinals: 12, at Las Vegas, Sep. 18, 2022 (120 yards)  
By Opponent: 10, at Las Vegas, Sep. 18, 2022 (68 yards)

### Tie Game

By Cardinals: Sep. 8, 2019 vs. Detroit, 27-27

### Over 40:00 Time of Possession (Non-OT)

By Cardinals: 40:22 at Seattle, Nov. 21, 2021  
By Opponent: 40:12 at San Francisco, Oct. 7, 2018



# CARDINALS MISCELLANEOUS STATS

Season Record.....	2-3	At Home.....	0-3	When won coin toss.....	1-1
In NFC West Games.....	0-1	On the Road.....	2-0	When lost coin toss.....	1-2
In NFC East Games.....	0-1	Outdoors.....	1-0	When scored first.....	0-0
In NFC North Games.....	0-0	Indoors.....	1-3	When opp. scores first.....	2-3
In NFC South Games.....	1-0	On Natural Grass.....	1-3	In overtime games.....	1-0
In September.....	1-2			When Cards out-rushed opponent.....	2-0
In October.....	1-1			When Cards out-passed opponent.....	2-2
In November.....	0-0				
In December.....	0-0			While wearing white jersey/white pants.....	1-0
In January.....	0-0			While wearing white jersey/red pants.....	0-0
				While wearing red jersey/white pants.....	0-1
With roof open at State Farm Stadium.....	0-0			While wearing red jersey/red pants.....	1-1
With roof closed at State Farm Stadium.....	0-3			While wearing black jersey/white-black pants.....	0-1
When Yielding 20 Points or Less.....	1-2			When Tied at Halftime.....	0-0
When Scoring 20 Points or More.....	2-1			When Led at the End of 3 <sup>rd</sup> Quarter.....	0-0
When Led at Halftime.....	0-0			When Trailing at the End of 3 <sup>rd</sup> Quarter.....	1-3
When Trailing at Halftime.....	2-3			When Tied at the End of 3 <sup>rd</sup> Quarter.....	1-0
When Arizona had a 100-yd rusher.....	0-0			When Arizona had a 300-yard passer.....	0-1
When opp. had a 100-yd rusher.....	0-0			When opponent had a 300-yard passer.....	0-1
When Arizona had a 100-yd receiver.....	0-1			When Arizona won turnover margin.....	1-2
When opp. had a 100-yd receiver.....	0-1			When opponent won turnover margin.....	0-1

## Booth Initiated Reviews

Date	Opp	Explanation	Result
9-11	vs. KC	Reviewed the pass completion ruling for ARZ WR Greg Dortch-(Incomplete)	Reversed
9-18	@ LV	Reviewed the runner broke the plane ruling for ARZ WR Marquise Brown-(Short of goal line)	Reversed
		Reviewed the pass completion ruling for ARZ WR A.J. Green-(Incomplete)	Reversed
		Reviewed the pass completion ruling for ARZ WR A.J. Green	Upheld
		Reviewed the runner broke the plane ruling for ARZ CB Byron Murphy Jr.	Upheld
10-9	vs. PHI	Reviewed the interception ruling for ARZ S Jalen Thompson-(Incomplete)	Reversed

## Arizona Instant Replay Challenges (0-0)

Date	Opp	Explanation	Result
------	-----	-------------	--------

## Opponent Instant Replay Challenges (0-0)

Date	Opp	Explanation	Result
------	-----	-------------	--------

## Overtime Scoring Plays (1-0)

Date	Opp	Play
9-18	@ LV	CB Byron Murphy Jr. 59-yard fumble return for a touchdown

## Arizona Defensive Touchdowns

Date	Opp	Play
9-18	@ LV	CB Byron Murphy Jr. 59-yard fumble return for a touchdown

## Arizona Return Touchdowns

Date	Opp	Play
------	-----	------

## Arizona Two-Point Conversion Attempts (3-5)

Date	Opp	Play
9-11	vs. KC	Pass attempt from QB Kyler Murray to TE Zach Ertz is successful
		Pass attempt from QB Kyler Murray to WR A.J. Green is incomplete
9-18	@ LV	Run by Kyler Murray is successful
		Pass attempt from QB Kyler Murray to WR A.J. Green is successful
10-2	@ CAR	QB Kyler Murray is sacked

## Arizona Onside Kick Attempts/Recoveries (0-1)

Date	Opp	Play
9-25	vs. LAR	K Matt Prater onside kick is recovered by LAR TE Tyler Higbee



# CARDINALS SCORING DRIVES



## CARDINALS 2022 REGULAR SEASON SCORING DRIVES

DATE	OPPONENT	ACQUIRED	DRIVE START	PLAYS	YARDS	Q	TIME	FIRST DOWNS	SCORING PLAY	ARI	OPP
09/11	Kansas City	Kickoff	ARI 25	11	75	Q1	5:15	6	Q2: J. Conner: 2-yard run	7	14
		Kickoff	ARI 25	14	75	Q3	6:04	5	Q4: M. Brown: 6-yard pass from K. Murray	15	37
		Kickoff	KC 48	6	48	Q4	2:28	3	Murray Z. Ertz: 6-yard pass from K. Murray	21	44
09/18	at Las Vegas	Punt	ARI 21	11	79	Q3	5:27	5	G. Dortch: 5-yard pass from K. Murray	7	20
		Punt	ARI 46	9	54	Q4	3:54	4	Murray	15	23
		Punt	ARI 27	18	73	Q4	4:43	8	D. Williams: 1-yard run K. Murray: 3-yard run	23	23
09/25	L.A. Rams	Punt	ARI 30	19	65	Q2	9:30	5	M. Prater: 23-yard FG	3	13
		Punt	ARI 28	8	47	Q2	0:46	3	M. Prater: 43-yard FG	6	13
		Punt	ARI 11	16	58	Q3	7:47	4	M. Prater: 49-yard FG	9	13
		Fumble	ARI 3	17	84	Q4	5:32	6	M. Prater: 31-yard FG	12	20
10/02	at Carolina	Fumble	ARI 35	8	50	Q2	3:19	2	M. Prater: 33-yard FG	3	7
		Punt	ARI 11	9	89	Q3	5:08	5	Z. Ertz: 2-yard pass from K. Murray	10	10
		Punt	ARI 22	15	57	Q3	9:26	6	Q4: M. Prater: 39-yard FG	13	10
		Interception	CAR 5	2	5	Q4	0:42	1	K. Murray: 4-yard run	20	10
		Downs	CAR 31	3	31	Q4	1:36	1	M. Brown: 23-yard pass from K. Murray	26	10
10/09	Philadelphia	Punt	ARI 43	6	57	Q2	2:16	3	M. Brown: 25-yard pass from K. Murray	7	14
		Punt	ARI 7	16	91	Q2	3:22	5	Murray	10	14
		Punt	ARI 10	12	90	Q3	5:37	6	M. Ammendola: 20-yard FG Q4: E. Benjamin: 11-yard run	17	17
10/16	at Seattle	--	--	--	--	--	--	--	--	--	--
10/20	New Orleans	--	--	--	--	--	--	--	--	--	--
10/30	at Minnesota	--	--	--	--	--	--	--	--	--	--
11/06	Seattle	--	--	--	--	--	--	--	--	--	--
11/13	at L.A. Rams	--	--	--	--	--	--	--	--	--	--
11/21	San Francisco	--	--	--	--	--	--	--	--	--	--
11/27	L.A. Chargers	--	--	--	--	--	--	--	--	--	--
12/12	New England	--	--	--	--	--	--	--	--	--	--
12/18	at Denver	--	--	--	--	--	--	--	--	--	--
12/25	Tampa Bay	--	--	--	--	--	--	--	--	--	--
01/01	at Atlanta	--	--	--	--	--	--	--	--	--	--
01/08	at San Francisco	--	--	--	--	--	--	--	--	--	--
AVG				11.1	62.7		4:36	4.3			



# CARDINALS DEFENSIVE SUMMARIES

## SEPTEMBER 11, 2022 CARDINALS VS. KANSAS CITY CHIEFS L 44-21

TOP TACKLERS		SACKS		INTS		FORCED FUMBLES		RECOVERED FUMBLES	
PLAYER	NO.	PLAYER	NO.	PLAYER	NO.	PLAYER	NO.	PLAYER	NO.
B. Baker	13					D. Gardeck	1	B. Murphy Jr.	1
J. Thompson	9					R. Lawrence	1		
Z. Collins	7					M. Wilson	1		
M. Dogbe	5								
M. Wilson	5								

## SEPTEMBER 18, 2022 CARDINALS @ LAS VEGAS RAIDERS W 29-23 (OT)

TOP TACKLERS		SACKS		INTS		FORCED FUMBLES		RECOVERED FUMBLES	
PLAYER	NO.	PLAYER	NO.	PLAYER	NO.	PLAYER	NO.	PLAYER	NO.
J. Thompson	10	J. Watt	1.0			Z. Collins	1	B. Murphy Jr.	1
Z. Collins	8					I. Simmons	1		
B. Baker	6								
N. Vigil	5								
D. Gardeck	4								

## SEPTEMBER 25, 2022 CARDINALS VS. LOS ANGELES RAMS L 20-12

TOP TACKLERS		SACKS		INTS		FORCED FUMBLES		RECOVERED FUMBLES	
PLAYER	NO.	PLAYER	NO.	PLAYER	NO.	PLAYER	NO.	PLAYER	NO.
B. Baker	8	J. Watt	1.0			B. Baker	1	J. Thompson	1
J. Thompson	7								
Z. Collins	4								
B. Murphy Jr.	4								
Z. Allen	3								

## OCTOBER 2, 2022 CARDINALS @ CAROLINA PANTHERS W 26-16

TOP TACKLERS		SACKS		INTS		FORCED FUMBLES		RECOVERED FUMBLES	
PLAYER	NO.	PLAYER	NO.	PLAYER	NO.	PLAYER	NO.	PLAYER	NO.
Z. Collins	8	Z. Allen	1.0	D. Gardeck	1			B. Niemann	1
Z. Allen	6	D. Gardeck	1.0	J. Thompson	1				
B. Baker	5								
M. Golden	4								
B. Niemann	3								

## OCTOBER 9, 2022 CARDINALS VS. PHILADELPHIA EAGLES L 20-17

TOP TACKLERS		SACKS		INTS		FORCED FUMBLES		RECOVERED FUMBLES	
PLAYER	NO.	PLAYER	NO.	PLAYER	NO.	PLAYER	NO.	PLAYER	NO.
I. Simmons	13	Z. Allen	1.0						
B. Murphy Jr.	9	B. Murphy Jr.	0.5						
Z. Allen	8	J. Watt	0.5						
M. Wilson	8								
B. Baker	7								



# CARDINALS TURNOVER ANALYSIS



## 2022 REGULAR SEASON - DEFENSIVE TAKEAWAYS

DATE	OPPONENT	TAKEAWAY	QTR.	SCORE	YD-LINE	RESULT
09/11	Kansas City	B. Murphy Jr. FR (D. Gardeck FF)	2	7-20	KC-42	Downs
09/18	at Las Vegas	B. Murphy Jr. FR (I. Simmons FF)	5	29-23	ARZ-41	TD
09/25	L.A. Rams	J. Thompson FR (B. Baker FF)	4	9-20	ARZ-3	FG
10/02	at Carolina	B. Niemann FR (B. Mayfield fumble)	2	0-7	ARZ-35	FG
		J. Thompson INT (B. Mayfield)	2	3-7	ARZ-18	Punt
		D. Gardeck INT (B. Mayfield)	4	13-10	CAR-29	TD
10/09	Philadelphia	None				
10/16	at Seattle	--	--	--	--	--
10/20	New Orleans	--	--	--	--	--
10/30	at Minnesota	--	--	--	--	--
11/06	Seattle	--	--	--	--	--
11/13	at L.A. Rams	--	--	--	--	--
11/21	San Francisco	--	--	--	--	--
11/27	L.A. Chargers	--	--	--	--	--
12/12	New England	--	--	--	--	--
12/18	at Denver	--	--	--	--	--
12/25	Tampa Bay	--	--	--	--	--
01/01	at Atlanta	--	--	--	--	--
01/08	at San Francisco	--	--	--	--	--

## 2022 REGULAR SEASON - OFFENSIVE GIVEAWAYS

DATE	OPPONENT	TAKEAWAY	QTR.	SCORE	YD-LINE	RESULT
09/11	Kansas City	None				
09/18	at Las Vegas	K. Murray INT (A. Robertson)	2	0-17	LV-20	FG
09/25	L.A. Rams	None				
10/02	at Carolina	K. Murray INT (F. Luvu)	2	0-7	ARZ-33	TD
10/09	Philadelphia	K. Murray INT (C. Gardner-Johnson)	1	0-7	PHI-35	Punt
10/16	at Seattle	--	--	--	--	--
10/20	New Orleans	--	--	--	--	--
10/30	at Minnesota	--	--	--	--	--
11/06	Seattle	--	--	--	--	--
11/13	at L.A. Rams	--	--	--	--	--
11/21	San Francisco	--	--	--	--	--
11/27	L.A. Chargers	--	--	--	--	--
12/12	New England	--	--	--	--	--
12/18	at Denver	--	--	--	--	--
12/25	Tampa Bay	--	--	--	--	--
01/01	at Atlanta	--	--	--	--	--
01/08	at San Francisco	--	--	--	--	--

## 2022 REGULAR SEASON - TURNOVERS

<b>Offense:</b>	3 Giveaways 10 Points (1 TD, 1 FG)	<b>Ratio</b> +3 (6 takeaways, 3 giveaways)
<b>Defense:</b>	6 Takeaways 19 Points (2 TD, 2 FG)	
<b>Special Teams:</b>	0 Giveaways 0 Points (0 TD, 0 FG)	<b>Points Off Turnovers Ratio</b> +9 (19 scored, 10 allowed)
	0 Takeaways 0 Points (0 TD, 0 FG)	



# CARDINALS BIG PLAYS

DATE	OPPONENT	RUSHES				RECEPTIONS				RETURNS			
		GAIN	PLAYER	QTR	RESULT	GAIN	PLAYER	QTR	RESULT	GAIN	PLAYER	QTR	RESULT
09/11	Kansas City	10	Kyler Murray	1	Punt	24	Greg Dortch	1	TD	44	Eno Benjamin (KR)	4	TD
		21	Kyler Murray	2	TD	26	Marquise Brown	2	Punt				
		16	Eno Benjamin	3	TD	22	Eno Benjamin	4	TD				
		14	Trace McSorley	4	Game								
09/18	at Las Vegas	10	Kyler Murray	3	TD	21	James Conner	2	INT	59t	Byron Murphy Jr. (FR)	5	Fumble
		30	Darrel Williams	4	Downs	29	Greg Dortch	3	TD				
						24	Marquise Brown	4	TD				
						20	Marquise Brown	2	FG				
09/25	L.A. Rams	10	James Conner	4	FG	30	Greg Dortch	2	FG				
10/02	at Carolina	15	Eno Benjamin	1	Downs	21	Marquise Brown	2	FG				
		13	Darrel Williams	3'	FG	23	Zach Ertz	3	TD				
		10	Kyler Murray	3	FG	23t	Marquise Brown	4	TD				
10/09	Philadelphia	13	James Conner	2	TD	25t	Marquise Brown	2	TD				
		17	James Conner	2	FG	28	Rondale Moore	4	TD				
		13	Kyler Murray	4'	TD								
		11t	Eno Benjamin	4'	TD								
		15	Kyler Murray	4	Miss FG								
10/16	at Seattle	--	--	--	--	--	--	--	--	--	--	--	--
10/20	New Orleans	--	--	--	--	--	--	--	--	--	--	--	--
10/30	at Minnesota	--	--	--	--	--	--	--	--	--	--	--	--
11/06	Seattle	--	--	--	--	--	--	--	--	--	--	--	--
11/13	at L.A. Rams	--	--	--	--	--	--	--	--	--	--	--	--
11/21	San Francisco	--	--	--	--	--	--	--	--	--	--	--	--
11/27	L.A. Chargers	--	--	--	--	--	--	--	--	--	--	--	--
12/12	New England	--	--	--	--	--	--	--	--	--	--	--	--
12/18	at Denver	--	--	--	--	--	--	--	--	--	--	--	--
12/25	Tampa Bay	--	--	--	--	--	--	--	--	--	--	--	--
01/01	at Atlanta	--	--	--	--	--	--	--	--	--	--	--	--
01/08	at San Francisco	--	--	--	--	--	--	--	--	--	--	--	--

' - result within the same drive





DATE	OPPONENT	RUSHES				RECEPTIONS				RETURNS			
		GAIN	PLAYER	QTR	RESULT	GAIN	PLAYER	QTR	RESULT	GAIN	PLAYER	QTR	RESULT
09/11	Kansas City	18	Clyde Edwards-Helaire	1	TD	25	Clyde Edwards-Helaire	1'	TD				
		18	Jerick McKinnon	3	TD	20	JuJu Smith-Schuster	1'	TD				
		11	Isiah Pacheco	4'	TD	35	Travis Kelce	3'	TD				
		19	Isiah Pacheco	4'	TD	30	Skyy Moore	3'	TD				
		22	Isiah Pacheco	4	Punt	26	Travis Kelce	3	TD				
09/18	at Las Vegas	13	Josh Jacobs	1	TD	20	Mack Hollins	1'	TD				
						23	Mack Hollins	1'	TD				
						20	Hunter Renfrow	2'	TD				
						23	Ameer Abdullah	2	TD				
09/25	L.A. Rams	20t	Cooper Kupp	1	TD	28	Kendall Blanton	1'	FG	31	Brandon Powell (KR)	2	Half
		14	Cam Akers	3'	TD	26	Ben Skowronek	1'	FG				
		14t	Cam Akers	3'	TD	26	Tyler Higbee	3	TD				
		12	Cam Akers	4	Fumble	32	Ben Skowronek	4	Fumble				
10/02	at Carolina	10	Christian McCaffrey	1	Punt	34	Christian McCaffrey	4	TD	33t	Frankie Luvu (INT)	2	INT
		10	Christian McCaffrey	2'	INT								
		11	DJ Moore	2	INT								
10/09	Philadelphia	17	Jalen Hurts	2'	TD	22	DeVonta Smith	1'	TD				
		10	Jalen Hurts	2'	TD	20	DeVonta Smith	1'	TD				
		12	Miles Sanders	3'	FG	31	Dallas Goedert	3	Punt				
		13	Jalen Hurts	3'	FG								
		11	Kenneth Gainwell	4	FG								
10/16	at Seattle	--	--	--	--	--	--	--	--	--	--	--	--
10/20	New Orleans	--	--	--	--	--	--	--	--	--	--	--	--
10/30	at Minnesota	--	--	--	--	--	--	--	--	--	--	--	--
11/06	Seattle	--	--	--	--	--	--	--	--	--	--	--	--
11/13	at L.A. Rams	--	--	--	--	--	--	--	--	--	--	--	--
11/21	San Francisco	--	--	--	--	--	--	--	--	--	--	--	--
11/27	L.A. Chargers	--	--	--	--	--	--	--	--	--	--	--	--
12/12	New England	--	--	--	--	--	--	--	--	--	--	--	--
12/18	at Denver	--	--	--	--	--	--	--	--	--	--	--	--
12/25	Tampa Bay	--	--	--	--	--	--	--	--	--	--	--	--
01/01	at Atlanta	--	--	--	--	--	--	--	--	--	--	--	--
01/08	at San Francisco	--	--	--	--	--	--	--	--	--	--	--	--



# CARDINALS SCORING AND TAKEAWAY CHART

DATE	OPPONENT	W/L/T	CARDINALS						OPPONENTS						POINT	OVERALL
			1ST	2ND	3RD	4TH	OT	TOTAL	1ST	2ND	3RD	4TH	OT	TOTAL	DIFF	RECORD
9/11	Kansas City	L	0	7	0	14	--	21	14	9	14	7	--	44	-23	0-1
9/18	at Las Vegas	W	0	0	7	16	6	29	7	13	3	0	0	23	+6	1-1
9/25	L.A. Rams	L	0	6	3	3	--	12	10	3	7	0	--	20	-8	1-2
10/2	at Carolina	W	0	3	7	16	--	26	0	10	0	6	--	16	+10	2-2
10/9	Philadelphia	L	0	10	0	7	--	17	7	7	3	3	--	20	-3	2-3
10/16	at Seattle	--	--	--	--	--	--	--	--	--	--	--	--	--	--	--
10/20	New Orleans	--	--	--	--	--	--	--	--	--	--	--	--	--	--	--
10/30	at Minnesota	--	--	--	--	--	--	--	--	--	--	--	--	--	--	--
11/6	Seattle	--	--	--	--	--	--	--	--	--	--	--	--	--	--	--
11/13	at L.A. Rams	--	--	--	--	--	--	--	--	--	--	--	--	--	--	--
11/21	San Francisco	--	--	--	--	--	--	--	--	--	--	--	--	--	--	--
11/27	L.A. Chargers	--	--	--	--	--	--	--	--	--	--	--	--	--	--	--
12/12	New England	--	--	--	--	--	--	--	--	--	--	--	--	--	--	--
12/18	at Denver	--	--	--	--	--	--	--	--	--	--	--	--	--	--	--
12/25	Tampa Bay	--	--	--	--	--	--	--	--	--	--	--	--	--	--	--
1/1	at Atlanta	--	--	--	--	--	--	--	--	--	--	--	--	--	--	--
1/8	at San Francisco	--	--	--	--	--	--	--	--	--	--	--	--	--	--	--
2022 TOTALS		2-3	0	26	17	56	6	105	38	42	27	16	0	123	-18	2-3
AVG/GAME			0.0	5.2	3.4	11.2	6.0	21.0	7.6	8.4	5.4	3.2	0.0	24.6	-3.6	

## 2022 REGULAR SEASON TAKEAWAY/GIVEAWAY CHART

DATE	OPPONENT	ARI +/- RATIO	ARI TAKEAWAYS	POINTS OFF TAKEAWAYS	ARI GIVEAWAYS	POINTS OFF GIVEAWAYS	POINTS OFF TO RATIO
09/11	Kansas City	+1	1 (1 FUM, 0 INT)	0	0 (0 FUM, 0 INT)	0	0
09/18	at Las Vegas	0	1 (1 FUM, 0 INT)	6	1 (0 FUM, 1 INT)	3	+3
09/25	L.A. Rams	+1	1 (1 FUM, 0 INT)	3	0 (0 FUM, 0 INT)	0	+3
10/02	at Carolina	+2	3 (1 FUM, 2 INT)	10	1 (0 FUM, 1 INT)	7	+3
10/09	Philadelphia	-1	0 (0 FUM, 0 INT)	0	1 (0 FUM, 1 INT)	0	0
10/16	at Seattle	--	--	--	--	--	--
10/20	New Orleans	--	--	--	--	--	--
10/30	at Minnesota	--	--	--	--	--	--
11/06	Seattle	--	--	--	--	--	--
11/13	at L.A. Rams	--	--	--	--	--	--
11/21	San Francisco	--	--	--	--	--	--
11/27	L.A. Chargers	--	--	--	--	--	--
12/12	New England	--	--	--	--	--	--
12/18	at Denver	--	--	--	--	--	--
12/25	Tampa Bay	--	--	--	--	--	--
01/01	at Atlanta	--	--	--	--	--	--
01/08	at San Francisco	--	--	--	--	--	--
TOTALS		+3	6 (4 FUM, 2 INT)	19	3 (0 FUM, 3 INT)	10	+9



# POSSESSION BREAKDOWN



DATE	OPPONENT	STARTING QB	POSS	TD	PAT	2-PT	M-2PT	FG	FGA	FGM	BK-FG	PUNT	INT	FUM	SAF	DWNS	HF	GM	PTS	TD%	SCORE%	PTS/POSS
9/11	Kansas City	K. Murray	11	3	2	2	1	0	0	0	0	5	0	0	0	1	1	1	21	27.3	27.3	1.91
9/18	at Las Vegas	K. Murray	9	3	3	2	2	0	0	0	0	3	1	0	0	2	0	0	23	33.3	33.3	2.56
9/25	L.A. Rams	K. Murray	9	0	0	0	0	4	4	0	0	4	0	0	0	1	0	0	12	0.0	44.4	1.33
10/2	at Carolina	K. Murray	12	3	2	1	0	2	2	0	0	3	1	0	0	2	0	1	26	25.0	41.7	2.17
10/9	Philadelphia	K. Murray	9	2	2	0	0	1	2	1	0	4	1	0	0	0	0	0	17	22.2	33.3	1.89
10/16	at Seattle	--	--	--	--	--	--	--	--	--	--	--	--	--	--	--	--	--	--	--	--	--
10/20	New Orleans	--	--	--	--	--	--	--	--	--	--	--	--	--	--	--	--	--	--	--	--	--
10/30	at Minnesota	--	--	--	--	--	--	--	--	--	--	--	--	--	--	--	--	--	--	--	--	--
11/6	Seattle	--	--	--	--	--	--	--	--	--	--	--	--	--	--	--	--	--	--	--	--	--
11/13	at L.A. Rams	--	--	--	--	--	--	--	--	--	--	--	--	--	--	--	--	--	--	--	--	--
11/21	San Francisco	--	--	--	--	--	--	--	--	--	--	--	--	--	--	--	--	--	--	--	--	--
11/27	L.A. Chargers	--	--	--	--	--	--	--	--	--	--	--	--	--	--	--	--	--	--	--	--	--
12/12	New England	--	--	--	--	--	--	--	--	--	--	--	--	--	--	--	--	--	--	--	--	--
12/18	at Denver	--	--	--	--	--	--	--	--	--	--	--	--	--	--	--	--	--	--	--	--	--
12/25	Tampa Bay	--	--	--	--	--	--	--	--	--	--	--	--	--	--	--	--	--	--	--	--	--
1/1	at Atlanta	--	--	--	--	--	--	--	--	--	--	--	--	--	--	--	--	--	--	--	--	--
1/8	at San Francisco	--	--	--	--	--	--	--	--	--	--	--	--	--	--	--	--	--	--	--	--	--
2022 TOTALS			50	11	9	5	3	7	8	1	0	19	3	0	0	6	1	2	99	22.0	36.0	1.98

DATE	OPPONENT	STARTING QB	POSS	TD	PAT	2-PT	M-2PT	FG	FGA	FGM	BK-FG	PUNT	INT	FUM	SAF	DWNS	HF	GM	PTS	TD%	SCORE%	PTS/POSS
9/11	Kansas City	P. Mahomes	10	6	5	0	0	1	1	0	0	2	0	1	0	0	0	0	44	60.0	70.0	4.40
9/18	at Las Vegas	D. Carr	9	2	2	0	0	3	3	0	0	3	0	1	0	0	0	0	23	22.2	55.6	2.56
9/25	L.A. Rams	M. Stafford	10	2	2	0	0	2	2	0	0	3	0	1	0	0	1	1	20	20.0	40.0	2.00
10/2	at Carolina	B. Mayfield	11	1	1	1	0	1	1	0	0	4	2	1	0	2	0	0	9	9.1	18.2	0.82
10/9	Philadelphia	J. Hurts	9	2	2	0	0	2	2	0	0	4	0	0	0	0	0	1	20	22.2	44.4	2.22
10/16	at Seattle	--	--	--	--	--	--	--	--	--	--	--	--	--	--	--	--	--	--	--	--	--
10/20	New Orleans	--	--	--	--	--	--	--	--	--	--	--	--	--	--	--	--	--	--	--	--	--
10/30	at Minnesota	--	--	--	--	--	--	--	--	--	--	--	--	--	--	--	--	--	--	--	--	--
11/6	Seattle	--	--	--	--	--	--	--	--	--	--	--	--	--	--	--	--	--	--	--	--	--
11/13	at L.A. Rams	--	--	--	--	--	--	--	--	--	--	--	--	--	--	--	--	--	--	--	--	--
11/21	San Francisco	--	--	--	--	--	--	--	--	--	--	--	--	--	--	--	--	--	--	--	--	--
11/27	L.A. Chargers	--	--	--	--	--	--	--	--	--	--	--	--	--	--	--	--	--	--	--	--	--
12/12	New England	--	--	--	--	--	--	--	--	--	--	--	--	--	--	--	--	--	--	--	--	--
12/18	at Denver	--	--	--	--	--	--	--	--	--	--	--	--	--	--	--	--	--	--	--	--	--
12/25	Tampa Bay	--	--	--	--	--	--	--	--	--	--	--	--	--	--	--	--	--	--	--	--	--
1/1	at Atlanta	--	--	--	--	--	--	--	--	--	--	--	--	--	--	--	--	--	--	--	--	--
1/8	at San Francisco	--	--	--	--	--	--	--	--	--	--	--	--	--	--	--	--	--	--	--	--	--
2022 TOTALS			49	13	12	1	0	9	9	0	0	16	2	4	0	2	1	2	116	26.5	44.9	2.37



# THIRD DOWN EFFICIENCY ANALYSIS

## CARDINALS 2022 REGULAR SEASON THIRD DOWN EFFICIENCY

### CARDINALS

Date	Opponent	3rd & 1	3rd & 2	3rd & 3	3rd & 4	3rd & 5	3rd & 6	3rd & 7	3rd & 8	3rd & 9	3rd & 10+	Total
09/11	Kansas City	1 / 2	0 / 0	0 / 1	0 / 1	1 / 4	0 / 1	0 / 0	0 / 0	1 / 1	0 / 2	3 / 12
09/18	at Las Vegas	1 / 3	0 / 1	0 / 1	0 / 2	1 / 2	1 / 1	0 / 0	0 / 0	0 / 1	0 / 2	3 / 13
09/25	L.A. Rams	1 / 3	2 / 3	1 / 1	0 / 1	0 / 1	0 / 0	0 / 0	0 / 1	0 / 1	2 / 7	6 / 18
10/02	at Carolina	3 / 3	2 / 3	1 / 1	0 / 1	0 / 1	0 / 3	0 / 0	0 / 0	0 / 1	0 / 2	6 / 15
10/09	Philadelphia	2 / 3	0 / 0	2 / 2	0 / 1	1 / 1	1 / 1	0 / 1	1 / 1	0 / 1	1 / 3	8 / 14
10/16	at Seattle	--	--	--	--	--	--	--	--	--	--	--
10/20	New Orleans	--	--	--	--	--	--	--	--	--	--	--
10/30	at Minnesota	--	--	--	--	--	--	--	--	--	--	--
11/06	Seattle	--	--	--	--	--	--	--	--	--	--	--
11/13	at L.A. Rams	--	--	--	--	--	--	--	--	--	--	--
11/21	San Francisco	--	--	--	--	--	--	--	--	--	--	--
11/27	L.A. Chargers	--	--	--	--	--	--	--	--	--	--	--
12/12	New England	--	--	--	--	--	--	--	--	--	--	--
12/18	at Denver	--	--	--	--	--	--	--	--	--	--	--
12/25	Tampa Bay	--	--	--	--	--	--	--	--	--	--	--
01/01	at Atlanta	--	--	--	--	--	--	--	--	--	--	--
01/08	at San Francisco	--	--	--	--	--	--	--	--	--	--	--
TOTALS		8 / 14	4 / 7	4 / 6	0 / 6	3 / 9	2 / 6	0 / 1	1 / 2	1 / 5	3 / 16	26 / 72
		57.1%	57.1%	66.7%	0.0%	33.3%	33.3%	0.0%	50.0%	20.0%	18.8%	36.1%
		3RD & 1-3: 16 / 27 = 59.3%			3RD & 4-6: 5 / 21 = 23.8%			3RD & 7-10+: 5 / 24 = 20.8%				

## OPPONENT 2022 REGULAR SEASON THIRD DOWN EFFICIENCY

### OPPONENT

Date	Opponent	3rd & 1	3rd & 2	3rd & 3	3rd & 4	3rd & 5	3rd & 6	3rd & 7	3rd & 8	3rd & 9	3rd & 10+	Total
09/11	Kansas City	0 / 0	2 / 2	0 / 1	0 / 1	0 / 0	1 / 1	1 / 1	0 / 0	0 / 0	1 / 2	5 / 8
09/18	at Las Vegas	1 / 1	0 / 0	1 / 1	0 / 0	0 / 1	1 / 1	0 / 1	0 / 0	0 / 1	3 / 5	6 / 11
09/25	L.A. Rams	1 / 1	0 / 0	1 / 1	0 / 1	0 / 1	0 / 0	0 / 1	0 / 0	0 / 0	1 / 3	3 / 8
10/02	at Carolina	1 / 2	0 / 1	0 / 0	0 / 0	0 / 2	0 / 0	1 / 2	0 / 0	0 / 0	0 / 3	2 / 10
10/09	Philadelphia	3 / 4	0 / 1	1 / 1	0 / 0	0 / 1	0 / 0	0 / 1	0 / 1	0 / 0	2 / 4	6 / 13
10/16	at Seattle	--	--	--	--	--	--	--	--	--	--	--
10/20	New Orleans	--	--	--	--	--	--	--	--	--	--	--
10/30	at Minnesota	--	--	--	--	--	--	--	--	--	--	--
11/06	Seattle	--	--	--	--	--	--	--	--	--	--	--
11/13	at L.A. Rams	--	--	--	--	--	--	--	--	--	--	--
11/21	San Francisco	--	--	--	--	--	--	--	--	--	--	--
11/27	L.A. Chargers	--	--	--	--	--	--	--	--	--	--	--
12/12	New England	--	--	--	--	--	--	--	--	--	--	--
12/18	at Denver	--	--	--	--	--	--	--	--	--	--	--
12/25	Tampa Bay	--	--	--	--	--	--	--	--	--	--	--
01/01	at Atlanta	--	--	--	--	--	--	--	--	--	--	--
01/08	at San Francisco	--	--	--	--	--	--	--	--	--	--	--
TOTALS		6 / 8	2 / 4	3 / 4	0 / 2	0 / 5	2 / 2	2 / 6	0 / 1	0 / 1	7 / 17	22 / 50
		75.0%	50.0%	75.0%	0.0%	0.0%	100.0%	33.3%	0.0%	0.0%	41.2%	44.0%
		3RD & 1-3: 11 / 16 = 68.8%			3RD & 4-6: 2 / 9 = 22.2%			3RD & 7-10+: 9 / 25 = 36.0%				



## CARDINALS

Date	Opponent	Pos	TD	PAT	2-Pt.	Miss		Blk/		INT	Fum	Dwns	Drive Ends			Score		
						PAT	FG	FGA	MFG				Half	Game	Pts	TD%	Pct.	Pts/Poss
09/11	Kansas City	3	3	1	1	0	0	0	0	0	0	0	0	0	21	100.0	100.0	7.0
09/18	at Las Vegas	4	3	1	2	0	0	0	0	0	0	1	0	0	23	75.0	75.0	5.8
09/25	L.A. Rams	2	0	0	0	0	2	2	0	0	0	0	0	0	6	0.0	100.0	3.0
10/02	at Carolina	5	2	2	0	0	2	2	0	0	0	1	0	0	20	40.0	80.0	4.0
10/09	Philadelphia	2	1	1	0	0	1	1	0	0	0	0	0	0	10	50.0	100.0	5.0
10/16	at Seattle	--	--	--	--	--	--	--	--	--	--	--	--	--	--	--	--	--
10/20	New Orleans	--	--	--	--	--	--	--	--	--	--	--	--	--	--	--	--	--
10/30	at Minnesota	--	--	--	--	--	--	--	--	--	--	--	--	--	--	--	--	--
11/06	Seattle	--	--	--	--	--	--	--	--	--	--	--	--	--	--	--	--	--
11/13	at L.A. Rams	--	--	--	--	--	--	--	--	--	--	--	--	--	--	--	--	--
11/21	San Francisco	--	--	--	--	--	--	--	--	--	--	--	--	--	--	--	--	--
11/27	L.A. Chargers	--	--	--	--	--	--	--	--	--	--	--	--	--	--	--	--	--
12/12	New England	--	--	--	--	--	--	--	--	--	--	--	--	--	--	--	--	--
12/18	at Denver	--	--	--	--	--	--	--	--	--	--	--	--	--	--	--	--	--
12/25	Tampa Bay	--	--	--	--	--	--	--	--	--	--	--	--	--	--	--	--	--
01/01	at Atlanta	--	--	--	--	--	--	--	--	--	--	--	--	--	--	--	--	--
01/08	at San Francisco	--	--	--	--	--	--	--	--	--	--	--	--	--	--	--	--	--
TOTALS		16	9	5	3	0	5	5	0	0	0	2	0	0	80	56.3	87.5	5.0

## OPPONENT

Date	Opponent	Pos	TD	PAT	2-Pt.	Miss		Blk/		INT	Fum	Dwns	Drive Ends			Score		
						PAT	FG	FGA	MFG				Half	Game	Pts	TD%	Pct.	Pts/Poss
09/11	Kansas City	6	6	5	0	1	0	0	0	0	0	0	0	0	41	100.0	100.0	6.8
09/18	at Las Vegas	4	2	2	0	0	2	2	0	0	0	0	0	0	20	50.0	100.0	5.0
09/25	L.A. Rams	3	1	1	0	0	1	1	0	0	1	0	0	0	10	33.3	66.7	3.3
10/02	at Carolina	1	1	0	0	0	0	0	0	0	0	0	0	0	6	100.0	100.0	6.0
10/09	Philadelphia	4	2	2	0	0	2	2	0	0	0	0	0	0	20	50.0	100.0	5.0
10/16	at Seattle	--	--	--	--	--	--	--	--	--	--	--	--	--	--	--	--	--
10/20	New Orleans	--	--	--	--	--	--	--	--	--	--	--	--	--	--	--	--	--
10/30	at Minnesota	--	--	--	--	--	--	--	--	--	--	--	--	--	--	--	--	--
11/06	Seattle	--	--	--	--	--	--	--	--	--	--	--	--	--	--	--	--	--
11/13	at L.A. Rams	--	--	--	--	--	--	--	--	--	--	--	--	--	--	--	--	--
11/21	San Francisco	--	--	--	--	--	--	--	--	--	--	--	--	--	--	--	--	--
11/27	L.A. Chargers	--	--	--	--	--	--	--	--	--	--	--	--	--	--	--	--	--
12/12	New England	--	--	--	--	--	--	--	--	--	--	--	--	--	--	--	--	--
12/18	at Denver	--	--	--	--	--	--	--	--	--	--	--	--	--	--	--	--	--
12/25	Tampa Bay	--	--	--	--	--	--	--	--	--	--	--	--	--	--	--	--	--
01/01	at Atlanta	--	--	--	--	--	--	--	--	--	--	--	--	--	--	--	--	--
01/08	at San Francisco	--	--	--	--	--	--	--	--	--	--	--	--	--	--	--	--	--
TOTALS		18	12	10	0	1	5	5	0	0	1	0	0	0	97	66.7	94.4	5.4





# CARDINALS HIGHS AND LOWS

HIGH	DATE	OPPONENT	OFFENSIVE CATEGORY	OPPONENT	DATE	LOW
29	9/18	at Las Vegas	Points	vs. L.A. Rams	9/25	12
16	9/18	at Las Vegas	Points in a Quarter	vs. Kansas City	9/11	0
	10/2	at Carolina		at Las Vegas	9/18	
				vs. L.A. Rams	9/25	
				at Carolina	10/2	
				vs. Philadelphia	10/9	
23	9/18	at Las Vegas	Points in a Half	at Las Vegas	9/18	0
	10/2	at Carolina				
4	9/18	at Las Vegas	Total Touchdowns	vs. L.A. Rams	9/25	0
81	9/25	vs. L.A. Rams	Total Plays	vs. Kansas City	9/11	63
413	9/18	at Las Vegas	Total Net Yards	vs. Kansas City	9/11	282
28	9/18	at Las Vegas	Total First Downs	vs. Kansas City	9/11	18
11	9/18	at Las Vegas	First Downs Rushing	vs. Kansas City	9/11	6
16	10/9	vs. Philadelphia	First Downs Passing	at Carolina	10/2	10
4	9/18	at Las Vegas	First Down Penalties	vs. Kansas City	9/11	0
				vs. L.A. Rams	9/25	
				vs. Philadelphia	10/9	
57.1%	10/9	vs. Philadelphia	Third Down Efficiency	at Las Vegas	9/18	23.1%
5.3	9/18	at Las Vegas	Average Yards Per Play	vs. Kansas City	9/11	4.5
	10/9	vs. Philadelphia		vs. L.A. Rams	9/25	
143	9/18	at Las Vegas	Total Net Yards Rushing	vs. L.A. Rams	9/25	70
37	10/2	at Carolina	Rushing Attempts	vs. L.A. Rams	9/25	21
5.1	9/18	at Las Vegas	Rushing Average Yards	vs. L.A. Rams	9/25	3.3
2	9/18	at Las Vegas	Rushing Touchdowns	vs. L.A. Rams	9/25	0
295	9/25	vs. L.A. Rams	Total Net Yards Passing	vs. Kansas City	9/11	179
58	9/25	vs. L.A. Rams	Passing Attempts	at Carolina	10/2	32
37	9/25	vs. L.A. Rams	Passing Completions	at Carolina	10/2	23
2	9/11	vs. Kansas City	Passing Touchdowns	vs. L.A. Rams	9/25	0
	10/2	at Carolina				
6.2	10/2	at Carolina	Passing Yards Average	vs. Kansas City	9/11	4.4
1	9/18	at Las Vegas	Passes Thrown for Interception	vs. Kansas City	9/11	0
	10/2	at Carolina		vs. L.A. Rams	9/25	
	10/9	vs. Philadelphia				
3	9/11	vs. Kansas City	Times Sacked	at Las Vegas	9/18	1
				at Carolina	10/2	
				vs. Philadelphia	10/9	
3	9/11	vs. Kansas City	QB Sacks	at Las Vegas	9/18	1
				at Carolina	10/2	
				vs. Philadelphia	10/9	
26	9/11	vs. Kansas City	Sack Yards Lost	at Carolina	10/2	1
5	9/11	vs. Kansas City	Total Punts	at Las Vegas	9/18	3
				at Carolina	10/2	
255	9/11	vs. Kansas City	Total Punt Yards	at Las Vegas	9/18	136
56.7	10/2	at Carolina	Punt Gross Average Yards	vs. L.A. Rams	9/25	40
43.5	10/9	vs. Philadelphia	Punt Net Average Yards	vs. L.A. Rams	9/25	29
3	9/25	vs. L.A. Rams	Punt Returns	vs. Kansas City	9/11	1
	10/2	at Carolina		vs. Philadelphia	10/9	
21	9/18	at Las Vegas	Punt Return Yards	vs. Kansas City	9/11	-1
10.5	9/18	at Las Vegas	Punt Return Yards Average	vs. Kansas City	9/11	-1.0
2	9/11	vs. Kansas City	Kickoff Returns	vs. L.A. Rams	9/25	0
	9/18	at Las Vegas				
	10/2	at Carolina				
68	9/11	vs. Kansas City	Kickoff Return Yards	vs. L.A. Rams	9/25	0
12	9/18	at Las Vegas	Total Penalties	vs. Philadelphia	10/9	2
120	9/18	at Las Vegas	Penalty Yards	vs. Philadelphia	10/9	15
3	9/11	vs. Kansas City	Total Fumbles	at Las Vegas	9/18	0
				vs. Philadelphia	10/9	
0	9/11	vs. Kansas City	Fumbles Lost	vs. Kansas City	9/11	0
	9/18	at Las Vegas		at Las Vegas	9/18	
	9/25	vs. L.A. Rams		vs. L.A. Rams	9/25	
	10/2	at Carolina		at Carolina	10/2	
	10/9	vs. Philadelphia		vs. Philadelphia	10/9	
38:35	10/2	at Carolina	Time of Possession	vs. Kansas City	9/11	25:18
1	9/18	at Las Vegas	Turnovers	vs. Kansas City	9/11	0
	10/2	at Carolina		vs. L.A. Rams	9/25	
	10/9	vs. Philadelphia				



HIGH	DATE	OPPONENT	DEFENSIVE CATEGORY	OPPONENT	DATE	LOW
44	9/11	vs. Kansas City	Points	at Carolina	10/2	16
14	9/11	vs. Kansas City	Points in a Quarter	at Las Vegas	9/18	0
				vs. L.A. Rams	9/25	
				at Carolina	10/2	
23	9/11	vs. Kansas City	Points in a Half	at Las Vegas	9/18	3
6	9/11	vs. Kansas City	Total Touchdowns	at Las Vegas	9/18	2
				vs. L.A. Rams	9/25	
				at Carolina	10/2	
				vs. Philadelphia	10/9	
71	10/9	vs. Philadelphia	Total Plays	vs. L.A. Rams	9/25	46
488	9/11	vs. Kansas City	Total Net Yards	at Carolina	10/2	220
33	9/11	vs. Kansas City	Total First Downs	at Carolina	10/2	11
12	10/9	vs. Philadelphia	First Downs Rushing	at Carolina	10/2	3
22	9/11	vs. Kansas City	First Downs Passing	at Carolina	10/2	8
4	9/11	vs. Kansas City	First Down Penalties	vs. L.A. Rams	9/25	0
				at Carolina	10/2	
				vs. Philadelphia	10/9	
62.5%	9/11	vs. Kansas City	Third Down Efficiency	at Carolina	10/2	20.0%
7.4	9/11	vs. Kansas City	Average Yards Per Play	at Carolina	10/2	4.3
	9/25	vs. L.A. Rams				
139	10/9	vs. Philadelphia	Total Net Yards Rushing	at Carolina	10/2	40
33	10/9	vs. Philadelphia	Rushing Attempts	at Carolina	10/2	13
5	9/25	vs. L.A. Rams	Rushing Average Yards	at Carolina	10/2	3.1
2	9/25	vs. L.A. Rams	Rushing Touchdowns	at Las Vegas	9/18	0
	10/9	vs. Philadelphia		at Carolina	10/2	
360	9/11	vs. Kansas City	Total Net Yards Passing	at Carolina	10/2	180
39	9/11	vs. Kansas City	Passing Attempts	vs. L.A. Rams	9/25	25
	9/18	at Las Vegas				
30	9/11	vs. Kansas City	Passing Completions	vs. L.A. Rams	9/25	18
5	9/11	vs. Kansas City	Passing Touchdowns	vs. L.A. Rams	9/25	0
				vs. Philadelphia	10/9	
9.2	9/11	vs. Kansas City	Passing Yards Average	at Carolina	10/2	4.7
	9/25	vs. L.A. Rams				
2	10/2	at Carolina	Passes Thrown for Interception	vs. Kansas City	9/11	0
				at Las Vegas	9/18	
				vs. L.A. Rams	9/25	
				vs. Philadelphia	10/9	
2	10/2	at Carolina	Times Sacked	vs. Kansas City	9/11	0
	10/9	vs. Philadelphia				
2	10/2	at Carolina	QB Sacks	vs. Kansas City	9/11	0
	10/9	vs. Philadelphia				
21	10/9	vs. Philadelphia	Sack Yards Lost	vs. Kansas City	9/11	0
4	10/2	at Carolina	Total Punts	vs. Kansas City	9/11	2
	10/9	vs. Philadelphia				
209	10/2	at Carolina	Total Punt Yards	vs. Kansas City	9/11	108
54	9/11	vs. Kansas City	Punt Gross Average Yards	vs. L.A. Rams	9/25	45
49.3	10/2	at Carolina	Punt Net Average Yards	vs. L.A. Rams	9/25	41
5	9/11	vs. Kansas City	Punt Returns	at Las Vegas	9/18	0
44	9/11	vs. Kansas City	Punt Return Yards	at Las Vegas	9/18	0
	9/25	vs. L.A. Rams				
14.0	10/2	at Carolina	Punt Return Yards Average	at Las Vegas	9/18	0.0
4	10/2	at Carolina	Kickoff Returns	at Las Vegas	9/18	0
				vs. Philadelphia	10/9	
62	10/2	at Carolina	Kickoff Return Yards	at Las Vegas	9/18	0
				vs. Philadelphia	10/9	
10	9/18	at Las Vegas	Total Penalties	vs. Kansas City	9/11	3
				vs. Philadelphia	10/9	
76	10/2	at Carolina	Penalty Yards	vs. Kansas City	9/11	25
5	9/11	vs. Kansas City	Total Fumbles	vs. L.A. Rams	9/25	1
				vs. Philadelphia	10/9	
1	9/11	vs. Kansas City	Fumbles Lost	vs. Philadelphia	10/9	0
	9/18	at Las Vegas				
	9/25	vs. L.A. Rams				
	10/2	at Carolina				
34:42	9/11	vs. Kansas City	Time of Possession	at Carolina	10/2	21:25
3	10/2	at Carolina	Turnovers	vs. Philadelphia	10/9	0



# CARDINALS SUPERLATIVES

## 2022 REGULAR SEASON CARDINALS INDIVIDUAL SINGLE-GAME HIGHS

			OPPONENT	DATE
Touchdowns	1	Eno Benjamin	vs. Eagles	10/09
		Marquise Brown	vs. Eagles	10/09
		Marquise Brown	at Panthers	10/02
		Zach Ertz	at Panthers	10/02
		Kyler Murray	at Panthers	10/02
		Greg Dortch	at Raiders	09/18
		Kyler Murray	at Raiders	09/18
		Darrel Williams	at Raiders	09/18
		Marquise Brown	vs. Chiefs	09/11
		James Conner	vs. Chiefs	09/11
		Zach Ertz	vs. Chiefs	09/11
Passes Attempted	58	Kyler Murray	vs. Rams	09/25
Passes Completed	37	Kyler Murray	vs. Rams	09/25
Completion Percentage	71.8	Kyler Murray	at Panthers	10/02
Passing Yards	314	Kyler Murray	vs. Rams	09/25
Yards Per Attempt	6.5	Kyler Murray	at Panthers	10/02
Touchdown Passes	2	Kyler Murray	at Panthers	10/02
		Kyler Murray	vs. Chiefs	09/11
Pass Receptions	14	Marquise Brown	vs. Rams	09/25
Receiving Yards	140	Marquise Brown	vs. Rams	09/25
Touchdown Receptions	1	Marquise Brown	vs. Eagles	10/09
		Marquise Brown	at Panthers	10/02
		Zach Ertz	at Panthers	10/02
		Greg Dortch	at Raiders	09/18
		Marquise Brown	vs. Chiefs	09/11
		Zach Ertz	vs. Chiefs	09/11
Rushing Yards	59	Darrel Williams	at Raiders	09/18
Rushing Attempts	15	James Conner	at Panthers	10/02
Rushing Average	7.4	Darrel Williams	at Raiders	09/18
Rushing Touchdowns	1	Eno Benjamin	vs. Eagles	10/09
		Kyler Murray	at Panthers	10/02
		Kyler Murray	at Raiders	09/18
		Darrel Williams	at Raiders	09/18
		James Conner	vs. Chiefs	09/11
Yards From Scrimmage	140	Marquise Brown	vs. Rams	09/25
Combined Net Yards	140	Marquise Brown	vs. Rams	09/25
Interceptions Made	1	Jalen Thompson	vs. Eagles	10/09
		Dennis Gardeck	at Panthers	10/02
		Jalen Thompson	at Panthers	10/02
Interceptions Thrown	1	Kyler Murray	vs. Eagles	10/09
		Kyler Murray	at Panthers	10/02
		Kyler Murray	at Raiders	09/18
INT Return Yards	24	Dennis Gardeck	at Panthers	10/02
Tackles	13	Isaiah Simmons	vs. Eagles	10/09
		Budda Baker	vs. Chiefs	09/11
Sacks	1.0	Zach Allen	vs. Eagles	10/09
		Zach Allen	at Panthers	10/02
		Dennis Gardeck	at Panthers	10/02
		J.J. Watt	vs. Rams	09/25
		J.J. Watt	at Raiders	09/18
Punts	5	Andy Lee	vs. Chiefs	09/11
Punts Inside the 20	2	Andy Lee	vs. Eagles	10/09
Punting Average	56.7	Andy Lee	at Panthers	10/02
Punt Returns	3	Greg Dortch	at Panthers	10/02
		Greg Dortch	vs. Rams	09/25
Punt Return Yards	21	Greg Dortch	at Raiders	09/18
Kickoff Returns	2	Eno Benjamin	at Panthers	10/02
		Eno Benjamin	at Raiders	09/18
		Eno Benjamin	vs. Chiefs	09/11
Kickoff Return Yards	68	Eno Benjamin	vs. Chiefs	09/11
Field Goals Attempted	4	Matt Prater	vs. Rams	09/25
Field Goals Made	4	Matt Prater	vs. Rams	09/25

## 2022 REGULAR SEASON ARIZONA CARDINALS LONGEST PLAYS

			OPPONENT	DATE
Run From Scrimmage	30	Darrel Williams	at Raiders	09/18
Touchdown Run	11	Eno Benjamin	vs. Eagles	10/09
Passing Long	30	Kyler Murray	vs. Rams	09/25
Touchdown Pass Long	25	Kyler Murray	vs. Eagles	10/09
Pass Reception	30	Greg Dortch	vs. Rams	09/25
Touchdown Reception	25	Marquise Brown	vs. Eagles	10/09
Interception Return	24	Dennis Gardeck	at Panthers	10/02
Longest Opponent's Fumble Return	59	Byron Murphy Jr.	at Raiders	09/18
Punt Return	18	Greg Dortch	at Raiders	09/18
Kickoff Return	44	Eno Benjamin	vs. Chiefs	09/11
Punt	62	Andy Lee	at Panthers	10/02
Field Goal	49	Matt Prater	vs. Rams	09/25
Field Goal Attempt	49	Matt Prater	vs. Rams	09/25





## 2022 REGULAR SEASON OPPONENTS INDIVIDUAL SINGLE-GAME HIGHS

## OPPONENT DATE

Touchdowns	2	Jalen Hurts	vs. Eagles	10/09
		Clyde Edwards-Helaire	vs. Chiefs	09/11
Passes Attempted	39	Derek Carr	at Raiders	09/18
		Patrick Mahomes	vs. Chiefs	09/11
Passes Completed	30	Patrick Mahomes	vs. Chiefs	09/11
Completion Percentage	76.9	Patrick Mahomes	vs. Chiefs	09/11
Passing Yards	360	Patrick Mahomes	vs. Chiefs	09/11
Yards Per Attempt	10.0	Matthew Stafford	vs. Rams	09/25
Touchdown Passes	5	Patrick Mahomes	vs. Chiefs	09/11
Pass Receptions	10	DeVonta Smith	vs. Eagles	10/09
Receiving Yards	121	Travis Kelce	vs. Chiefs	09/11
Touchdown Receptions	2	Clyde Edwards-Helaire	vs. Chiefs	09/11
Rushing Yards	69	Josh Jacobs	at Raiders	09/18
Rushing Attempts	19	Josh Jacobs	at Raiders	09/18
Rushing Average	6.0	Clyde Edwards-Helaire	vs. Chiefs	09/11
Rushing Touchdowns	2	Jalen Hurts	vs. Eagles	10/09
Yards From Scrimmage	121	Travis Kelce	vs. Chiefs	09/11
Combined Net Yards	121	Travis Kelce	vs. Chiefs	09/11
Interceptions Made	1	Chauncey Gardner-Johnson	vs. Eagles	10/09
		Frankie Luvu	at Panthers	10/02
		Amik Robertson	at Raiders	09/18
Interceptions Thrown	2	Baker Mayfield	at Panthers	10/02
INT Return Yards	33	Frankie Luvu	at Panthers	10/02
Tackles	16	Divine Deablo	at Raiders	09/18
Sacks	1.0	Haason Reddick	vs. Eagles	10/09
		Brian Burns	at Panthers	10/02
		Aaron Donald	vs. Rams	09/25
		Terrell Lewis	vs. Rams	09/25
		Maxx Crosby	at Raiders	09/18
		Carlos Dunlap II	vs. Chiefs	09/11
		L'Jarius Sneed	vs. Chiefs	09/11
		Tereshawn Wharton	vs. Chiefs	09/11
Punts	4	Arryn Siposs	vs. Eagles	10/09
		Johnny Hekker	at Panthers	10/02
Punts Inside the 20	3	Arryn Siposs	vs. Eagles	10/09
Punting Average	54.0	Tommy Townsend	vs. Chiefs	09/11
Punt Returns	4	Sky Moore	vs. Chiefs	09/11
Punt Return Yards	43	Brandon Powell	vs. Rams	09/25
Kickoff Returns	2	Chuba Hubbard	at Panthers	10/02
Kickoff Return Yards	31	Brandon Powell	vs. Rams	09/25
Field Goals Attempted	3	Daniel Carlson	at Raiders	09/18
Field Goals Made	3	Daniel Carlson	at Raiders	09/18

## 2022 REGULAR SEASON OPPONENTS LONGEST PLAYS

## OPPONENT DATE

Run From Scrimmage	22	Isiah Pacheco	vs. Chiefs	09/11
Touchdown Run	20	Cooper Kupp	vs. Rams	09/25
Passing Long	35	Patrick Mahomes	vs. Chiefs	09/11
Touchdown Pass Long	13	Baker Mayfield	at Panthers	10/02
Pass Reception	35	Travis Kelce	vs. Chiefs	09/11
Touchdown Reception	13	Christian McCaffrey	at Panthers	10/02
Interception Return	33	Frankie Luvu	at Panthers	10/02
Longest INT Return for TD	33	Frankie Luvu	at Panthers	10/02
Punt Return	22	Brandon Powell	vs. Rams	09/25
Punt	66	AJ Cole	at Raiders	09/18
Field Goal	55	Daniel Carlson	at Raiders	09/18
Field Goal Attempt	55	Daniel Carlson	at Raiders	09/18



# CARDINALS TRANSACTIONS

DATE	POS.	NAME	TRANSACTION
1/16	CB	Breon Borders	Released
1/17	DL	Zach Kerr	Elevated to the active roster from the practice squad as a standard elevation
1/17	CB	Kevin Peterson	Elevated to the active roster from the practice squad as a standard elevation
1/17	LB	Ezekiel Turner	Activated from the injured reserve/designated for return list
1/17	DL	J.J. Watt	Activated from the injured reserve/designated for return list
1/19	G	Eric Smith	Signed a reserve/future contract
1/19	S	Javon Hagan	Signed a reserve/future contract
1/19	TE	Bernhard Seikovits	Signed a reserve/future contract
1/19	ILB	Joe Walker	Signed a reserve/future contract
1/19	WR	Andre Baccellia	Signed a reserve/future contract
1/19	CB	Breon Borders	Signed a reserve/future contract
1/19	CB	Nate Brooks	Signed a reserve/future contract
1/19	DE	Matt Dickerson	Signed a reserve/future contract
1/19	G	Danny Isidora	Signed a reserve/future contract
1/19	G	Koda Martin	Signed a reserve/future contract
1/19	RB	Jaylen Samuels	Signed a reserve/future contract
1/19	TE	David Wells	Signed a reserve/future contract
1/19	CB	Jace Whittaker	Signed a reserve/future contract
1/19	TE	Deon Yelder	Signed a reserve/future contract
1/25	P	Nolan Cooney	Signed a reserve/future contract
2/9	DE	Jonathan Ledbetter	Signed a reserve/future contract
3/9	RB	Jonathan Ward	Signed to a one-year contract
3/9	ILB	Jordan Hicks	Released
3/10	WR	Antoine Wesley	Signed to a one-year contract
3/13	TE	Zach Ertz	Signed to a three-year contract
3/14	QB	Colt McCoy	Signed to a two-year contract
3/14	RB	James Conner	Signed to a three-year contract
3/14	OLB	Dennis Gardeck	Signed to a three-year contract
3/14	DE	Michael Dogbe	Signed to a one-year contract
3/16	CB	Jeff Gladney	Signed to a two-year contract
3/16	TE	Maxx Williams	Signed to a one-year contract
3/17	LS	Aaron Brewer	Signed to a one-year contract
3/17	P	Andy Lee	Signed to a one-year contract
3/18	ILB	Ezekiel Turner	Signed to a one-year contract
3/22	OLB	Nick Vigil	Signed to a one-year contract
3/28	G	Will Hernandez	Signed to a one-year contract
4/4	TE	Stephen Anderson	Signed to a one-year contract
4/14	WR	A.J. Green	Signed to a one-year contract
4/19	OL	Haggai Nduhuisi	Signed to a three-year contract
4/26	OLB	Ron Dell Carter	Awarded waiver claim (Houston)
4/26	CB	Antonio Hamilton	Re-signed to a one-year contract
4/28	WR	Marquise Brown	Acquired from the Ravens along with a third-round selection in the 2022 NFL Draft for a first-round selection in the 2022 NFL Draft
5/2	S	Charles Washington	Re-signed to a one-year contract
5/12	RB	Keaontay Ingram	Signed to a four-year contract
5/12	LB	Jesse Luketa	Signed to a four-year contract
5/12	OL	Lecitus Smith	Signed to a four-year contract
5/13	DL	Kingsley Keke	Signed to a one-year contract
5/17	LB	Jessie Lemonier	Awarded waiver claim (Detroit)
5/17	OL	Marquis Hayes	Signed to a four-year contract
5/17	CB	Christian Matthew	Signed to a four-year contract
5/17	TE	Trey McBride	Signed to a four-year contract
5/18	DE	Myjai Sanders	Signed to a four-year contract
5/31	RB	Jaylen Samuels	Released
5/31	RB	Darrel Williams	Signed to a one-year contract
6/16	CB	Josh Jackson	Signed to a one-year contract
6/16	LB	Ben Niemann	Signed to a one-year contract
7/21	QB	Kyler Murray	Signed to a five-year contract extension
7/22	TE	Maxx Williams	Placed on PUP
7/22	WR	Victor Bolden Jr.	Signed a one-year contract
7/26	WR	Marquise Brown	Placed on NFI
7/29	DL	Matt Dickerson	Released
7/29	TE	David Wells	Released
7/29	DL	Antwaun Woods	Signed to a one-year contract
7/29	DL	Christian Ringo	Signed to a one-year contract
8/2	WR	Christian Blake	Released
8/2	OL	Rashaad Coward	Signed to a one-year contract
8/2	WR	Marquise Brown	Activated from NFI
8/4	TE	Maxx Williams	Activated from PUP
8/4	OL	Eric Smith	Released
8/4	WR	Marcell Ateman	Signed to a one-year contract
8/9	CB	Nate Brooks	Released
8/9	CB	Cortez Davis	Signed to a one-year contract
8/14	CB	Breon Borders	Released
8/14	DL	Kingsley Keke	Released
8/14	OL	Greg Long	Released
8/14	OL	Haggai Nduhuisi	Released
8/14	RB	Ronnie Rivers	Released
8/17	LB	Jessie Lemonier	Released
8/18	TE	Josh Hokit	Signed a one-year contract
8/19	TE	Deon Yelder	Released
8/19	OL	Greg Long	Re-signed
8/22	WR	Marcell Ateman	Released
8/22	OL	Cody Ford	Acquired from the Bills in exchange for a 2023 fifth round draft choice
8/23	CB	Darrell Baker Jr.	Waived/Injured
8/23	P	Nolan Cooney	Released
8/23	CB	Cortez Davis	Released
8/23	TE	Josh Hokit	Released
8/29	CB	Josh Jackson	Released
8/29	OL	Koda Martin	Released
8/29	LB	Joe Walker	Released
8/30	CB	Trayvon Mullen Jr.	Acquired from Raiders in exchange for an undisclosed 2023 draft pick
8/30	OL	Marquis Hayes	Placed on Injured Reserve
8/30	TE	Stephen Anderson	Released
8/30	WR	Andre Baccellia	Released
8/30	WR	Victor Bolden Jr.	Released
8/30	LS	Aaron Brewer	Released
8/30	OL	Rashaad Coward	Released
8/30	OL	Danny Isidora	Released
8/30	DL	Manny Jones	Released
8/30	LB	Devon Kennard	Released
8/30	WR	Jontre Kirklın	Released
8/30	LB	Jesse Luketa	Released
8/30	QB	Trace McSorley	Released
8/30	WR	JaVonta Payton	Released
8/30	TE	Bernhard Seikovits	Released
8/30	CB	Jace Whittaker	Released
8/30	S	James Wiggins	Released
8/30	DL	Antwaun Woods	Released
8/30	LB	Chandler Wooten	Released
8/30	OL	Justin Murray	Reached injury settlement
8/30	DL	Christian Ringo	Reached injury settlement
8/30	OL	Josh Miles	Waived/Injured
8/30	TE	Chris Pierce Jr.	Waived/Injured
8/30	WR	DeAndre Hopkins	Placed on Reserve/Suspended List
8/31	CB	Christian Matthew	Released
8/31	WR	Andre Baccellia	Signed to practice squad
8/31	WR	Victor Bolden Jr.	Signed to practice squad
8/31	OL	Rashaad Coward	Signed to practice squad
8/31	DL	Danny Isidora	Signed to practice squad
8/31	DL	Manny Jones	Signed to practice squad
8/31	WR	Jontre Kirklın	Signed to practice squad
8/31	LB	Jesse Luketa	Signed to practice squad
8/31	QB	Trace McSorley	Signed to practice squad
8/31	CB	Jace Whittaker	Signed to practice squad
8/31	DL	Antwaun Woods	Signed to practice squad
8/31	LB	Chandler Wooten	Signed to practice squad
8/31	TE	Bernhard Seikovits	International Player Practice Squad Exemption
8/31	CB	Javelin Guidry	Claimed off waivers (NYJ)
8/31	TE	Chris Pierce Jr.	Placed on Injured Reserve
8/31	OL	Josh Miles	Placed on Injured Reserve
9/1	TE	Stephen Anderson	Re-signed to roster
9/1	CB	Christian Matthew	Re-signed to roster
9/1	LS	Aaron Brewer	Re-signed to roster
9/1	CB	Antonio Hamilton	Placed on non-football injury
9/1	S	Charles Washington	Placed on Injured Reserve
9/1	WR	Antoine Wesley	Placed on Injured Reserve
9/1	LB	Devon Kennard	Signed to practice squad
9/1	S	Steven Parker	Signed to practice squad
9/1	S	Josh Thomas	Signed to practice squad
9/1	OL	Badara Traore	Signed to practice squad
9/2	TE	Chris Pierce Jr.	Waived/Injured
9/2	S	Jalen Thompson	Signed to a three-year contract extension
9/2	DT	Andrew Brown	Signed to practice squad
9/7	QB	Colt McCoy	Placed on Injured Reserve
9/7	QB	Trace McSorley	Signed to active roster
9/7	WR	Jontre Kirklın	Released
9/7	CB	Corey Ballentine	Signed to practice squad
9/10	LB	Devon Kennard	Elevated from practice squad to active roster
9/10	CB	Jace Whittaker	Elevated from practice squad to active roster
9/10	CB	Javelin Guidry	Released
9/10	WR	Andre Baccellia	Signed from practice squad to active roster
9/10	OL	Cody Ford	Placed on Injured Reserve
9/10	OL	Max Garcia	Signed from NYG's practice squad to active roster
9/14	WR	Victor Bolden Jr.	Placed on PS-Injured Reserve
9/14	OL	Rashaad Coward	Placed on PS-Injured Reserve
9/14	WR	Jeff Cotton Jr.	Signed to practice squad
9/14	WR	JaVonta Payton	Signed to practice squad
9/14	OL	Koda Martin	Signed to practice squad
9/15	WR	JaVonta Payton	Released
9/15	WR	Javon Wims	Signed to practice squad
9/17	LB	Devon Kennard	Elevated from practice squad to active roster
9/17	CB	Jace Whittaker	Elevated from practice squad to active roster
9/20	WR	Andre Baccellia	Released
9/20	LB	Devon Kennard	Signed to active roster
9/20	OL	Lachavious Simmons	Signed to practice squad
9/20	OL	Koda Martin	Released
9/20	CB	Corey Ballentine	Released
9/20	WR	Jeff Cotton Jr.	Released
9/20	S	Steven Parker	Released
9/21	WR	Andre Baccellia	Signed to practice squad
9/24	WR	Andre Baccellia	Elevated from practice squad to active roster
9/24	CB	Jace Whittaker	Elevated from practice squad to active roster
9/27	LB	Jesse Luketa	Signed to the active roster
9/27	S	Deionte Thompson	Released
9/29	S	Chris Banjo	Signed to practice squad
10/1	WR	Andre Baccellia	Elevated from practice squad to active roster
10/1	S	Chris Banjo	Elevated from practice squad to active roster
10/4	OL	Billy Price	Signed from LV's practice squad to active roster
10/4	WR	Andy Isabella	Released
10/4	QB	Jarrett Guarantano	Released
10/4	K	Matt Ammendola	Signed to practice squad
10/5	OL	Koda Martin	Signed to practice squad
10/5	OL	Lachavious Simmons	Placed on practice squad/injured reserve
10/7	TE	Maxx Williams	Released
10/8	LEO	Nick Vigil	Placed on Injured Reserve
10/8	CB	Antonio Hamilton	Activated from the designated to return list
10/8	WR	Andre Baccellia	Signed to the active roster
10/8	K	Matt Ammendola	Elevated from practice squad to active roster
10/8	S	Chris Banjo	Elevated from practice squad to active roster
10/10	TE	Maxx Williams	Signed to practice squad
10/10	WR	C.J. Board	Released
10/11	WR	Andre Baccellia	Released
10/11	OL	Danny Isidora	Released

# CARDINALS PARTICIPATION



2022 REGULAR SEASON ARIZONA CARDINALS PLAYER PARTICIPATION																					
	1	2	3	4	5	6	7	8	9	10	11	12	13	14	15	16	17	2022			
PLAYERS	KC	@ LV	LAR	@ CAR	PHI	@ SEA	NO	@ MIN	SEA	@ LAR	SF	LAC	NE	@ DEN	TB	@ ATL	@ SF	GP	GS	DNP	IN
Zach Allen	DT	DT	DT	DT	DT	-	-	-	-	-	-	-	-	-	-	-	-	5	5	0	0
Matt Ammendola	-	-	-	-	P	-	-	-	-	-	-	-	-	-	-	-	-	1	0	0	0
Stephen Anderson	P	P	P	P	P	-	-	-	-	-	-	-	-	-	-	-	-	5	0	0	0
Andre Baccellia	P	P	P	P	P	-	-	-	-	-	-	-	-	-	-	-	-	5	0	0	0
Budda Baker	S	S	S	S	S	-	-	-	-	-	-	-	-	-	-	-	-	5	5	0	0
Corey Ballentine	PS	PS	-	-	-	-	-	-	-	-	-	-	-	-	-	-	-	0	0	0	0
Chris Banjo	-	-	-	P	DB	-	-	-	-	-	-	-	-	-	-	-	-	2	1	0	0
Kelvin Beachum	RT	RT	RT	RT	RT	-	-	-	-	-	-	-	-	-	-	-	-	5	5	0	0
Eno Benjamin	P	P	P	P	P	-	-	-	-	-	-	-	-	-	-	-	-	5	0	0	0
Stanley Berryhill	-	-	PS	PS	PS	-	-	-	-	-	-	-	-	-	-	-	-	0	0	0	0
C.J. Board	-	-	PS	PS	PS	-	-	-	-	-	-	-	-	-	-	-	-	0	0	0	0
Victor Bolden Jr.	PS	PS/IR	-	-	-	-	-	-	-	-	-	-	-	-	-	-	-	0	0	0	0
Aaron Brewer	P	P	P	P	P	-	-	-	-	-	-	-	-	-	-	-	-	5	0	0	0
Andrew Brown	-	PS	PS	PS	PS	-	-	-	-	-	-	-	-	-	-	-	-	0	0	0	0
Zaven Collins	ILB	ILB	ILB	ILB	ILB	-	-	-	-	-	-	-	-	-	-	-	-	5	5	0	0
James Conner	RB	RB	RB	RB	RB	-	-	-	-	-	-	-	-	-	-	-	-	5	5	0	0
Jeff Cotton Jr.	-	PS	-	-	-	-	-	-	-	-	-	-	-	-	-	-	-	0	0	0	0
Tae Daley	IR	-	-	-	-	-	-	-	-	-	-	-	-	-	-	-	-	0	0	0	0
Victor Dimukeje	P	P	P	P	P	-	-	-	-	-	-	-	-	-	-	-	-	5	0	0	0
Michael Dogbe	DE	P	P	DE	P	-	-	-	-	-	-	-	-	-	-	-	-	5	2	0	0
Greg Dortch	WR	WR	P	P	P	-	-	-	-	-	-	-	-	-	-	-	-	5	2	0	0
Zach Ertz	TE	TE	TE	TE	TE	-	-	-	-	-	-	-	-	-	-	-	-	5	5	0	0
Leki Fotu	P	P	P	P	NT	-	-	-	-	-	-	-	-	-	-	-	-	5	1	0	0
Max Garcia	P	P	P	P	IAJ	-	-	-	-	-	-	-	-	-	-	-	-	4	0	0	1
Dennis Gardeck	P	OLB	P	P	P	-	-	-	-	-	-	-	-	-	-	-	-	5	1	0	0
Markus Golden	OLB	OLB	OLB	OLB	OLB	-	-	-	-	-	-	-	-	-	-	-	-	5	5	0	0
A.J. Green	WR	WR	WR	IAJ	P	-	-	-	-	-	-	-	-	-	-	-	-	4	3	0	1
Jarrett Guarantano	PS	PS	PS	PS	-	-	-	-	-	-	-	-	-	-	-	-	-	0	0	0	0
Nate Hairston	-	-	PS	PS	PS	-	-	-	-	-	-	-	-	-	-	-	-	0	0	0	0
Antonio Hamilton	NFIN	NFIN	NFIN	NFIN	P	-	-	-	-	-	-	-	-	-	-	-	-	1	0	0	0
Sean Harlow	C	P	P	P	C	-	-	-	-	-	-	-	-	-	-	-	-	5	2	0	0
Marquis Hayes	IR	IR	IR	IR	IR	-	-	-	-	-	-	-	-	-	-	-	-	0	0	0	0
Will Hernandez	RG	RG	RG	RG	RG	-	-	-	-	-	-	-	-	-	-	-	-	5	5	0	0
DeAndre Hopkins	SUS	SUS	SUS	SUS	SUS	-	-	-	-	-	-	-	-	-	-	-	-	0	0	0	0
Rodney Hudson	C	C	C	C	IAJ	-	-	-	-	-	-	-	-	-	-	-	-	4	4	0	1
D.J. Humphries	LT	LT	LT	LT	LT	-	-	-	-	-	-	-	-	-	-	-	-	5	5	0	0
Keaontay Ingram	IA	IA	IA	IA	IA	-	-	-	-	-	-	-	-	-	-	-	-	0	0	0	5
Andy Isabella	P	GXGD	P	P	-	-	-	-	-	-	-	-	-	-	-	-	-	3	0	0	1
Danny Isidora	PS	PS	PS	PS	PS	-	-	-	-	-	-	-	-	-	-	-	-	0	0	0	0
Josh Jones	P	P	P	P	P	-	-	-	-	-	-	-	-	-	-	-	-	5	0	0	0
Manny Jones	PS	PS	PS	PS	PS	-	-	-	-	-	-	-	-	-	-	-	-	0	0	0	0
Devon Kennard	P	P	P	P	OLB	-	-	-	-	-	-	-	-	-	-	-	-	5	1	0	0
Rashard Lawrence	NT	NT	NT	IAJ	IAJ	-	-	-	-	-	-	-	-	-	-	-	-	3	3	0	2
Jonathan Ledbetter	P	IA	IA	P	P	-	-	-	-	-	-	-	-	-	-	-	-	3	0	0	2
Andy Lee	P	P	P	P	P	-	-	-	-	-	-	-	-	-	-	-	-	5	0	0	0
Jesse Luketa	PS	PS	PS	IA	IA	-	-	-	-	-	-	-	-	-	-	-	-	0	0	0	2
Koda Martin	-	PS	-	-	PS	-	-	-	-	-	-	-	-	-	-	-	-	0	0	0	0
Christian Matthew	P	P	IA	P	P	-	-	-	-	-	-	-	-	-	-	-	-	4	0	0	1
Trey McBride	IA	P	TE	TE	TE	-	-	-	-	-	-	-	-	-	-	-	-	4	3	0	1
Colt McCoy	IR	IR	IR	IR	IR	-	-	-	-	-	-	-	-	-	-	-	-	0	0	0	0
Trace McSorley	P	DNP	DNP	DNP	DNP	-	-	-	-	-	-	-	-	-	-	-	-	1	0	4	0
Josh Miles	IR	IR	IR	IR	IR	-	-	-	-	-	-	-	-	-	-	-	-	0	0	0	0
Rondale Moore	IAJ	IAJ	IAJ	WR	WR	-	-	-	-	-	-	-	-	-	-	-	-	2	2	0	3
Trayvon Mullen Jr.	IAJ	IAJ	P	P	IAJ	-	-	-	-	-	-	-	-	-	-	-	-	2	0	0	3
Byron Murphy Jr.	CB	CB	CB	CB	CB	-	-	-	-	-	-	-	-	-	-	-	-	5	5	0	0
Kyler Murray	QB	QB	QB	QB	QB	-	-	-	-	-	-	-	-	-	-	-	-	5	5	0	0
Ben Niemann	P	P	P	ILB	P	-	-	-	-	-	-	-	-	-	-	-	-	5	1	0	0
Steven Parker	PS	PS	-	-	-	-	-	-	-	-	-	-	-	-	-	-	-	0	0	0	0
Matt Prater	P	P	P	P	IAJ	-	-	-	-	-	-	-	-	-	-	-	-	4	0	0	1
Billy Price	-	-	-	-	DNP	-	-	-	-	-	-	-	-	-	-	-	-	0	0	1	0
Justin Pugh	IAJ	LG	LG	LG	LG	-	-	-	-	-	-	-	-	-	-	-	-	4	4	0	1
Myjai Sanders	IA	IA	IA	IA	P	-	-	-	-	-	-	-	-	-	-	-	-	1	0	0	4
Bernhard Seikovits	IPP	IPP	IPP	IPP	IPP	-	-	-	-	-	-	-	-	-	-	-	-	0	0	0	0
Isaiah Simmons	ILB	P	P	ILB	P	-	-	-	-	-	-	-	-	-	-	-	-	5	2	0	0
Lachavious Simmons	-	-	PS	PS	PS/IR	-	-	-	-	-	-	-	-	-	-	-	-	0	0	0	0
Lecitus Smith	P	IA	IA	IA	IA	-	-	-	-	-	-	-	-	-	-	-	-	2	0	0	3
Cameron Thomas	P	P	P	P	P	-	-	-	-	-	-	-	-	-	-	-	-	5	0	0	0
Josh Thomas	PS	PS	PS	PS	PS	-	-	-	-	-	-	-	-	-	-	-	-	0	0	0	0
Deionte Thompson	P	P	P	-	-	-	-	-	-	-	-	-	-	-	-	-	-	3	0	0	0
Jalen Thompson	S	S	S	S	S	-	-	-	-	-	-	-	-	-	-	-	-	5	5	0	0
Badara Traore	PS	PS	PS	PS	PS	-	-	-	-	-	-	-	-	-	-	-	-	0	0	0	0
Ezekiel Turner	P	P	IAJ	IAJ	P	-	-	-	-	-	-	-	-	-	-	-	-	3	0	0	2
Tanner Vallejo	P	ILB	P	P	ILB	-	-	-	-	-	-	-	-	-	-	-	-	5	2	0	0
Nick Vigil	LB	P	ILB	P	IR	-	-	-	-	-	-	-	-	-	-	-	-	4	2	0	0
Jonathan Ward	P	P	P	P	P	-	-	-	-	-	-	-	-	-	-	-	-	5	0	0	0
Charles Washington	IR	IR	IR	IR	IR	-	-	-	-	-	-	-	-	-	-	-	-	0	0	0	0
J.J. Watt	IAJ	DE	DE	DE	DE	-	-	-	-	-	-	-	-	-	-	-	-	4	4	0	1
Antoine Wesley	IR	IR	IR	IR	IR	-	-	-	-	-	-	-	-	-	-	-	-	0	0	0	0
Jace Whittaker	P	P	DB	PS	PS	-	-	-	-	-	-	-	-	-	-	-	-	3	1	0	0
James Wiggins	PS	-	-	-	-	-	-	-	-	-	-	-	-	-	-	-	-	0	0	0	0
Darrel Williams	P	P	P	P	P	-	-	-	-	-	-	-	-	-	-	-	-	5	0	0	0
Maxx Williams	P	P	P	P	PS	-	-	-	-	-	-	-	-	-	-	-	-	4	0	0	0
Marco Wilson	CB	CB	CB	CB	P	-	-	-	-	-	-	-	-	-	-	-	-	5	4	0	0
Javon Wims	-	PS	PS	PS	PS	-	-	-	-	-	-	-	-	-	-	-	-	0	0	0	0
Antwaun Woods	PS	PS	PS	PS	PS	-	-	-	-	-	-	-	-	-	-	-	-	0	0	0	0
Chandler Wooten	PS	PS	PS	PS	PS	-	-	-	-	-	-	-	-	-	-	-	-	0	0	0	0

**LEGEND:**  
 Position=Started, P=Played, IA=On Inactive List, IAJ=Inactive/Injured, GXGD=Game Inactive, DNP=Did Not Play, PS=Practice Squad, IR=Injured Reserve, IPP=International Player Pathway/PS Exemption, SUS=Reserve/Suspension, NFIN=Non-Football Injury, PS/IR=Practice Squad/Injured Reserve, -=With Other Team/Not on Roster





# CARDINALS STARTERS AND INACTIVES

## OFFENSE

DATE	OPPONENT	WR	LT	LG	C	RG	RT	TE	QB	RB
9/11	Kansas City	A. Green/ G. Dortch/ M. Brown	D. Humphries	S. Harlow	R. Hudson	W. Hernandez	K. Beachum	Z. Ertz	K. Murray	J. Conner
9/18	at Las Vegas	A. Green/ G. Dortch/ M. Brown	D. Humphries	J. Pugh	R. Hudson	W. Hernandez	K. Beachum	Z. Ertz	K. Murray	J. Conner
9/25	L.A. Rams	A. Green/ M. Brown	D. Humphries	J. Pugh	R. Hudson	W. Hernandez	K. Beachum	T. McBride/ Z. Ertz	K. Murray	J. Conner
10/2	at Carolina	R. Moore/ M. Brown	D. Humphries	J. Pugh	R. Hudson	W. Hernandez	K. Beachum	T. McBride/ Z. Ertz	K. Murray	J. Conner
10/9	Philadelphia	R. Moore/ M. Brown	D. Humphries	J. Pugh	S. Harlow	W. Hernandez	K. Beachum	T. McBride/ Z. Ertz	K. Murray	J. Conner
10/16	at Seattle	--	--	--	--	--	--	--	--	--
10/20	New Orleans	--	--	--	--	--	--	--	--	--
10/30	at Minnesota	--	--	--	--	--	--	--	--	--
11/6	Seattle	--	--	--	--	--	--	--	--	--
11/13	at L.A. Rams	--	--	--	--	--	--	--	--	--
11/21	San Francisco	--	--	--	--	--	--	--	--	--
11/27	L.A. Chargers	--	--	--	--	--	--	--	--	--
12/12	New England	--	--	--	--	--	--	--	--	--
12/18	at Denver	--	--	--	--	--	--	--	--	--
12/25	Tampa Bay	--	--	--	--	--	--	--	--	--
1/1	at Atlanta	--	--	--	--	--	--	--	--	--
1/8	at San Francisco	--	--	--	--	--	--	--	--	--

## DEFENSE

DATE	OPPONENT	DE	NT	DT	ILB	ILB	OLB	CB	S	DB
9/11	Kansas City	M. Dogbe	R. Lawrence	Z. Allen	N. Vigil	Z. Collins/ I. Simmons	M. Golden	B. Murphy Jr./ M. Wilson	J. Thompson/ B. Baker	--
9/18	at Las Vegas	J. Watt	R. Lawrence	Z. Allen	T. Vallejo	Z. Collins	M. Golden/ D. Gardeck	B. Murphy Jr./ M. Wilson	J. Thompson/ B. Baker	--
9/25	L.A. Rams	J. Watt	R. Lawrence	Z. Allen	N. Vigil	Z. Collins	M. Golden	B. Murphy Jr./ M. Wilson	J. Thompson/ B. Baker	J. Whittaker
10/2	at Carolina	J. Watt	M. Dogbe	Z. Allen	B. Niemann	Z. Collins/ I. Simmons	M. Golden	B. Murphy Jr./ M. Wilson	J. Thompson/ B. Baker	--
10/9	Philadelphia	J. Watt	L. Fotu	Z. Allen	T. Vallejo	Z. Collins	M. Golden/ D. Kennard	B. Murphy Jr.	J. Thompson/ B. Baker	C. Banjo
10/16	at Seattle	--	--	--	--	--	--	--	--	--
10/20	New Orleans	--	--	--	--	--	--	--	--	--
10/30	at Minnesota	--	--	--	--	--	--	--	--	--
11/6	Seattle	--	--	--	--	--	--	--	--	--
11/13	at L.A. Rams	--	--	--	--	--	--	--	--	--
11/21	San Francisco	--	--	--	--	--	--	--	--	--
11/27	L.A. Chargers	--	--	--	--	--	--	--	--	--
12/12	New England	--	--	--	--	--	--	--	--	--
12/18	at Denver	--	--	--	--	--	--	--	--	--
12/25	Tampa Bay	--	--	--	--	--	--	--	--	--
1/1	at Atlanta	--	--	--	--	--	--	--	--	--
1/8	at San Francisco	--	--	--	--	--	--	--	--	--

## 2022 REGULAR SEASON INACTIVES

DATE	OPPONENT	1	2	3	4	5	6	7
09/11	Kansas City	RB Keaontay Ingram	TE Trey McBride	WR Rondale Moore	CB Trayvon Mullen Jr.	OL Justin Pugh	LB Myjai Sanders	DL J.J. Watt
09/18	at Las Vegas	RB Keaontay Ingram	WR Andy Isabella	DL Jonathan Ledbetter	WR Rondale Moore	CB Trayvon Mullen Jr.	LB Myjai Sanders	OL Lecitus Smith
09/25	L.A. Rams	RB Keaontay Ingram	DL Jonathan Ledbetter	CB Christian Matthew	WR Rondale Moore	LB Myjai Sanders	OL Lecitus Smith	LB Ezekiel Turner
10/02	at Carolina	WR A.J. Green	RB Keaontay Ingram	DL Rashard Lawrence	LB Jesse Luketa	LB Myjai Sanders	OL Lecitus Smith	LB Ezekiel Turner
10/09	Philadelphia	OL Max Garcia	OL Rodney Hudson	RB Keaontay Ingram	DL Rashard Lawrence	LB Jesse Luketa	CB Trayvon Mullen Jr.	K Matt Prater
10/16	at Seattle	--	--	--	--	--	--	--
10/20	New Orleans	--	--	--	--	--	--	--
10/30	at Minnesota	--	--	--	--	--	--	--
11/06	Seattle	--	--	--	--	--	--	--
11/13	at L.A. Rams	--	--	--	--	--	--	--
11/21	San Francisco	--	--	--	--	--	--	--
11/27	L.A. Chargers	--	--	--	--	--	--	--
12/12	New England	--	--	--	--	--	--	--
12/18	at Denver	--	--	--	--	--	--	--
12/25	Tampa Bay	--	--	--	--	--	--	--
01/01	at Atlanta	--	--	--	--	--	--	--
01/08	at San Francisco	--	--	--	--	--	--	--

# CARDINALS ROSTER BY POSITION



NO.	NAME	POS.	HT.	WT.	AGE	EXP.	COLLEGE	HOMETOWN	HOW ACQ.
<b>QUARTERBACKS (2)</b>									
1	Murray, Kyler	QB	5-10	207	25	4	Oklahoma	Allen, TX	D1-19
19	McSorley, Trace	QB	6-0	202	27	3	Penn State	Ashburn, VA	FA-21
<b>RUNNING BACKS (5)</b>									
6	Conner, James	RB	6-1	233	27	6	Pittsburgh	Erie, PA	UFA-21 (Pit)
24	Williams, Darrel	RB	5-11	219	27	5	LSU	Marrero, La.	FA-22
26	Benjamin, Eno	RB	5-9	207	23	2	Arizona State	Wylie, TX	D7-20
29	Ward, Jonathan	RB	6-0	202	25	3	Central Michigan	Kankakee, IL	FA-20
30	Ingram, Keaontay	RB	6-0	221	22	R	USC	Carthage, TX	D6-22
<b>WIDE RECEIVERS (4)</b>									
2	Brown, Marquise	WR	5-9	180	25	4	Oklahoma	Hollywood, FL	TR-22 (Bal)
4	Moore, Rondale	WR	5-7	181	22	2	Purdue	New Albany, IN	D2-21
18	Green, A.J.	WR	6-4	210	34	12	Georgia	Summerville, SC	UFA-21 (Cin)
83	Dortch, Greg	WR	5-7	175	24	3	Wake Forest	Richmond, VA	FA-21
<b>TIGHT ENDS (3)</b>									
85	McBride, Trey	TE	6-4	246	22	R	Colorado State	Fort Morgan, CO	D2-22
86	Ertz, Zach	TE	6-5	250	31	10	Stanford	Danville, CA	TR-21 (Phi)
89	Anderson, Stephen	TE	6-3	230	29	5	California	San Jose, CA	UFA-22 (LAC)
<b>OFFENSIVE LINE (10)</b>									
53	Price, Billy	OL	6-4	310	28	5	Ohio State	Austintown, Ohio	FA-22
54	Smith, Lecitus	OL	6-3	314	24	R	Virginia Tech	Fitzgerald, GA	D6-22
61	Hudson, Rodney	OL	6-2	315	33	12	Florida State	Mobile, AL	TR-21 (LV)
64	Harlow, Sean	OL	6-4	303	27	2	Oregon State	San Clemente, CA	FA-21
67	Pugh, Justin	OL	6-5	311	32	10	Syracuse	Holland, PA	UFA-18 (NYG)
68	Beachum, Kelvin	OL	6-3	308	33	11	SMU	Mexia, TX	FA-20
74	Humphries, D.J.	OL	6-5	307	28	7	Florida	Union, SC	D1-15
75	Garcia, Max	OL	6-4	309	30	8	Florida	Norcross, GA	FA-22
76	Hernandez, Will	G	6-3	332	27	5	UTEP	Las Vegas, NV	UFA-22 (NYG)
79	Jones, Josh	OL	6-7	310	25	3	Houston	Richmond, TX	D3-20
<b>LINEBACKERS (12)</b>									
9	Simmons, Isaiah	LB	6-4	238	24	3	Clemson	Olathe, KS	D1-20
25	Collins, Zaven	LB	6-4	260	23	2	Tulsa	Hominy, OK	D1-21
41	Sanders, Myjai	LB	6-5	248	24	R	Cincinnati	Jacksonville, FL	D3-22
42	Kennard, Devon	LB	6-3	256	31	9	USC	Phoenix, AZ	FA-20
43	Luketa, Jesse	LB	6-3	253	23	R	Penn State	Ottawa, Ontario	D7-22
44	Golden, Markus	LB	6-3	260	31	8	Missouri	St. Louis, MO	TR-20 (NYG)
45	Gardeck, Dennis	LB	6-0	232	28	5	Sioux Falls	Lake in the Hills, IL	FA-18
47	Turner, Ezekiel	LB	6-2	214	26	5	Washington	Pasadena, MD	FA-18
51	Vallejo, Tanner	LB	6-1	230	27	6	Boise State	Penn Valley, CA	FA-19
52	Dimukeje, Victor	LB	6-2	262	22	2	Duke	Baltimore, MD	D6a-21
56	Niemann, Ben	LB	6-2	235	27	5	Iowa	Sycamore, IL	FA-22
97	Thomas, Cameron	LB	6-4	267	22	R	San Diego State	Carlsbad, CA	D3-22
<b>DEFENSIVE BACKS (7)</b>									
3	Baker, Budda	S	5-10	195	26	6	Washington	Bellevue, WA	D2-17
7	Murphy Jr., Byron	CB	5-11	190	24	4	Washington	Scottsdale, AZ	D2a-19
20	Wilson, Marco	CB	6-0	191	23	2	Florida	Fort Lauderdale, FL	D4-21
21	Mullen Jr., Trayvon	CB	6-2	200	25	4	Clemson	Fort Lauderdale, Fla.	TR - 22 (LV)
33	Hamilton, Antonio	CB	6-0	195	29	7	South Carolina State	Johnston, SC	FA-21
34	Thompson, Jalen	S	5-11	190	24	4	Washington State	Downey, CA	SD5-19
35	Matthew, Christian	CB	6-2	195	25	R	Valdosta State	Columbus, GA	D7-22
<b>DEFENSIVE LINE (6)</b>									
90	Lawrence, Rashard	DL	6-2	308	24	3	LSU	Monroe, LA	D4b-20
91	Dogbe, Michael	DL	6-3	280	26	4	Temple	Morris Plains, NJ	D7b-19
93	Ledbetter, Jonathan	DL	6-4	282	25	1	Georgia	Tucker, GA	FA-21
94	Allen, Zach	DL	6-5	285	25	4	Boston College	New Canaan, CT	D3-19
95	Fotu, Leki	DL	6-5	335	24	3	Utah	West Valley City, UT	D4a-20
99	Watt, J.J.	DL	6-5	288	33	12	Wisconsin	Pewaukee, WI	FA-21
<b>SPECIALISTS (3)</b>									
5	Prater, Matt	K	5-10	201	38	16	Central Florida	Estero, FL	UFA-21 (Det)
14	Lee, Andy	P	6-1	185	40	19	Pittsburgh	Westminster, SC	FA-17
46	Brewer, Aaron	LS	6-5	232	32	11	San Diego State	Fullerton, CA	FA-16



# CARDINALS HOW THEY WERE BUILT

YEAR	DRAFTEES (22)	FREE AGENTS (22)	TRADES (5)	PRACTICE SQUAD (2)	SUP. DRAFT (1)
2015	OL D.J. Humphries (1)				
2016		LS Aaron Brewer (FA-16)			
2017	S Budda Baker (2)	P Andy Lee (FA-17)			
2018		LB Dennis Gardeck (FA-18) OL Justin Pugh (UFA-18 NYG) LB Ezekiel Turner (FA-18)			
2019	QB Kyler Murray (1) CB Byron Murphy Jr. (2) DL Zach Allen (3) DL Michael Dogbe (7)	LB Tanner Vallejo (FA-19)			S Jalen Thompson (SD5-19)
2020	LB Isaiah Simmons (1) OL Josh Jones (3) DL Leki Fotu (4) DL Rashard Lawrence (4) RB Eno Benjamin (7)	OL Kelvin Beachum (FA-20) LB Devon Kennard (FA-20) RB Jonathan Ward (FA-20)	LB Markus Golden (TR-20 NYG)		
2021	LB Zaven Collins (1) WR Rondale Moore (2) CB Marco Wilson (4) LB Victor Dimukeje (6a)	RB James Conner (UFA-21 Pit) WR Greg Dortch (FA-21) WR A.J. Green (UFA-21 Cin) CB Antonio Hamilton (FA-21) OL Sean Harlow (FA-21) DL Jonathan Ledbetter (FA-21) QB Trace McSorley (FA-21) K Matt Prater (UFA-21 Det) DL J.J. Watt (FA-21)	TE Zach Ertz (TR-21 Phi) OL Rodney Hudson (TR-21 LV)		
2022	TE Trey McBride (2) LB Myjai Sanders (3) LB Cameron Thomas (3) RB Keaontay Ingram (6) OL Lecitus Smith (6) CB Christian Matthew (7a) LB Jesse Luketa (7b)	TE Stephen Anderson (UFA-22 LAC) G Will Hernandez (UFA-22 NYG) LB Ben Niemann (FA-22) RB Darrel Williams (FA-22)	WR Marquise Brown (TR-22 Bal) CB Trayvon Mullen Jr. (TR - 22 LV)	OL Max Garcia (FA-22) OL Billy Price (FA-22)	





(As of October 11, 2022)

As Prepared by Team's Media Relations Department

## OFFENSE

<b>WR</b>	18 A.J. Green				
<b>LT</b>	74 D.J. Humphries	79 Josh Jones			
<b>LG</b>	67 Justin Pugh	75 Max Garcia	<u>54 Lecitus Smith</u>		
<b>C</b>	61 Rodney Hudson	64 Sean Harlow	53 Billy Price		
<b>RG</b>	76 Will Hernandez	75 Max Garcia			
<b>RT</b>	68 Kelvin Beachum	79 Josh Jones			
<b>TE</b>	86 Zach Ertz	<u>85 Trey McBride</u>	89 Stephen Anderson		
<b>WR</b>	2 Marquise Brown	83 Greg Dortch			
<b>WR</b>	4 Rondale Moore				
<b>QB</b>	1 Kyler Murray	19 Trace McSorley			
<b>RB</b>	6 James Conner	26 Eno Benjamin	-or- 24 Darrel Williams	29 Jonathan Ward	<u>30 Keaontay Ingram</u>

## DEFENSE

<b>DE</b>	99 J.J. Watt	91 Michael Dogbe			
<b>NT</b>	90 Rashard Lawrence	95 Leki Fotu			
<b>DT</b>	94 Zach Allen	93 Jonathan Ledbetter			
<b>OLB</b>	45 Dennis Gardeck	52 Victor Dimukeje	<u>41 Myjai Sanders</u>	<u>43 Jesse Luketa</u>	
<b>ILB</b>	9 Isaiah Simmons	47 Ezekiel Turner	-or- 51 Tanner Vallejo		
<b>ILB</b>	25 Zaven Collins	56 Ben Niemann			
<b>OLB</b>	44 Markus Golden	42 Devon Kennard	<u>97 Cameron Thomas</u>		
<b>CB</b>	7 Byron Murphy Jr.	21 Trayvon Mullen Jr.			
<b>CB</b>	20 Marco Wilson	33 Antonio Hamilton	<u>35 Christian Matthew</u>		
<b>S</b>	34 Jalen Thompson				
<b>S</b>	3 Budda Baker				

## SPECIALISTS

<b>K</b>	5 Matt Prater	
<b>P</b>	14 Andy Lee	
<b>LS</b>	46 Aaron Brewer	
<b>H</b>	14 Andy Lee	
<b>KR</b>	26 Eno Benjamin	29 Jonathan Ward
<b>PR</b>	83 Greg Dortch	4 Rondale Moore

## PRONUNCIATION GUIDE

Victor Dimukeje .....	dee-moo-KAY-gee	Jesse Luketa .....	loo-KETT-uh
Michael Dogbe .....	DOG-bee	Myjai Sanders .....	MY-jay
Leki Fotu .....	LECK-ee / FOH-too	Lecitus Smith .....	luh-SEET-us
Devon Kennard .....	duh-VONN / ken-ARD	Tanner Vallejo .....	vuh-LAY-ho

NOTE: Rookies are underlined



# CARDINALS ALPHABETICAL ROSTER

NO.	NAME	POS	HT	WT	DOB	EXP	COLLEGE	HOMETOWN	HOW ACQ
94	Allen, Zach	DL	6-5	285	8/20/1997	4	Boston College	New Canaan, CT	D3-19
89	Anderson, Stephen	TE	6-3	230	1/30/1993	5	California	San Jose, CA	UFA-22 (LAC)
3	Baker, Budda	S	5-10	195	1/10/1996	6	Washington	Bellevue, WA	D2-17
68	Beachum, Kelvin	OL	6-3	308	6/8/1989	11	SMU	Mexia, TX	FA-20
26	Benjamin, Eno	RB	5-9	207	4/13/1999	2	Arizona State	Wylie, TX	D7-20
46	Brewer, Aaron	LS	6-5	232	7/5/1990	11	San Diego State	Fullerton, CA	FA-16
2	Brown, Marquise	WR	5-9	180	6/4/1997	4	Oklahoma	Hollywood, FL	TR-22 (Bal)
25	Collins, Zaven	LB	6-4	260	5/19/1999	2	Tulsa	Hominy, OK	D1-21
6	Conner, James	RB	6-1	233	5/5/1995	6	Pittsburgh	Erie, PA	UFA-21 (Pit)
52	Dimukeje, Victor	LB	6-2	262	11/18/1999	2	Duke	Baltimore, MD	D6a-21
91	Dogbe, Michael	DL	6-3	280	5/5/1996	4	Temple	Morris Plains, NJ	D7b-19
83	Dortch, Greg	WR	5-7	175	5/29/1998	3	Wake Forest	Richmond, VA	FA-21
86	Ertz, Zach	TE	6-5	250	11/10/1990	10	Stanford	Danville, CA	TR-21 (Phi)
95	Fotu, Leki	DL	6-5	335	8/23/1998	3	Utah	West Valley City, UT	D4a-20
75	Garcia, Max	OL	6-4	309	11/9/1991	8	Florida	Norcross, GA	FA-22
45	Gardeck, Dennis	LB	6-0	232	8/9/1994	5	Sioux Falls	Lake in the Hills, IL	FA-18
44	Golden, Markus	LB	6-3	260	3/13/1991	8	Missouri	St. Louis, MO	TR-20 (NYG)
18	Green, A.J.	WR	6-4	210	7/31/1988	12	Georgia	Summerville, SC	UFA-21 (Cin)
33	Hamilton, Antonio	CB	6-0	195	1/24/1993	7	South Carolina State	Johnston, SC	FA-21
64	Harlow, Sean	OL	6-4	303	3/28/1995	2	Oregon State	San Clemente, CA	FA-21
76	Hernandez, Will	G	6-3	332	9/2/1995	5	UTEP	Las Vegas, NV	UFA-22 (NYG)
61	Hudson, Rodney	OL	6-2	315	7/12/1989	12	Florida State	Mobile, AL	TR-21 (LV)
74	Humphries, D.J.	OL	6-5	307	12/28/1993	7	Florida	Union, SC	D1-15
30	Ingram, Keaontay	RB	6-0	221	10/26/1999	R	USC	Carthage, TX	D6-22
79	Jones, Josh	OL	6-7	310	6/21/1997	3	Houston	Richmond, TX	D3-20
42	Kennard, Devon	LB	6-3	256	6/24/1991	9	USC	Phoenix, AZ	FA-20
90	Lawrence, Rashard	DL	6-2	308	8/27/1998	3	LSU	Monroe, LA	D4b-20
93	Ledbetter, Jonathan	DL	6-4	282	9/12/1997	1	Georgia	Tucker, GA	FA-21
14	Lee, Andy	P	6-1	185	8/11/1982	19	Pittsburgh	Westminster, SC	FA-17
43	Luketa, Jesse	LB	6-3	253	1/15/1999	R	Penn State	Ottawa, Ontario	D7-22
35	Matthew, Christian	CB	6-2	195	10/26/1996	R	Valdosta State	Columbus, GA	D7-22
85	McBride, Trey	TE	6-4	246	11/22/1999	R	Colorado State	Fort Morgan, CO	D2-22
19	McSorley, Trace	QB	6-0	202	8/23/1995	3	Penn State	Ashburn, VA	FA-21
4	Moore, Rondale	WR	5-7	181	6/9/2000	2	Purdue	New Albany, IN	D2-21
21	Mullen Jr., Trayvon	CB	6-2	200	9/20/1997	4	Clemson	Fort Lauderdale, Fla.	TR - 22 (LV)
7	Murphy Jr., Byron	CB	5-11	190	1/18/1998	4	Washington	Scottsdale, AZ	D2a-19
1	Murray, Kyler	QB	5-10	207	8/7/1997	4	Oklahoma	Allen, TX	D1-19
56	Niemann, Ben	LB	6-2	235	7/27/1995	5	Iowa	Sycamore, IL	FA-22
5	Prater, Matt	K	5-10	201	8/10/1984	16	Central Florida	Esterio, FL	UFA-21 (Det)
53	Price, Billy	OL	6-4	310	10/11/1994	5	Ohio State	Austintown, Ohio	FA-22
67	Pugh, Justin	OL	6-5	311	8/15/1990	10	Syracuse	Holland, PA	UFA-18 (NYG)
41	Sanders, Myjai	LB	6-5	248	7/12/1998	R	Cincinnati	Jacksonville, FL	D3-22
9	Simmons, Isaiah	LB	6-4	238	7/26/1998	3	Clemson	Olathe, KS	D1-20
54	Smith, Lecitus	OL	6-3	314	7/13/1998	R	Virginia Tech	Fitzgerald, GA	D6-22
97	Thomas, Cameron	LB	6-4	267	7/1/2000	R	San Diego State	Carlsbad, CA	D3-22
34	Thompson, Jalen	S	5-11	190	7/18/1998	4	Washington State	Downey, CA	SD5-19
47	Turner, Ezekiel	LB	6-2	214	6/9/1996	5	Washington	Pasadena, MD	FA-18
51	Vallejo, Tanner	LB	6-1	230	12/16/1994	6	Boise State	Penn Valley, CA	FA-19
29	Ward, Jonathan	RB	6-0	202	9/30/1997	3	Central Michigan	Kankakee, IL	FA-20
99	Watt, J.J.	DL	6-5	288	3/22/1989	12	Wisconsin	Pewaukee, WI	FA-21
24	Williams, Darrel	RB	5-11	219	4/15/1995	5	LSU	Marrero, La.	FA-22
20	Wilson, Marco	CB	6-0	191	3/3/1999	2	Florida	Fort Lauderdale, FL	D4-21
<b>Injured Reserve (8)</b>									
48	Daley, Tae	S	6-1	201	10/8/1998	R	Virginia Tech	Warner Robins, GA	FA-22
72	Ford, Cody	OL	6-3	329	12/28/1996	4	Oklahoma	Pineville, LA	TR-22 (Buf)
78	Hayes, Marquis	OL	6-5	318	2/14/1999	R	Oklahoma	St. Louis, MO	D7-22
12	McCoy, Colt	QB	6-1	212	9/5/1986	13	Texas	Hobbs, NM	UFA-21 (NYG)
66	Miles, Josh	OL	6-5	325	1/4/1996	3	Morgan State	Baltimore, MD	D7a-19
59	Vigil, Nick	LB	6-2	235	8/20/1993	7	Utah State	Plain City, UT	UFA-22 (Min)
28	Washington, Charles	S	5-10	192	3/10/1993	6	Fresno State	Inglewood, CA	WV-19 (Det)
13	Wesley, Antoine	WR	6-4	206	10/22/1997	2	Texas Tech	Cibola, TX	FA-21
<b>Practice Squad (14)</b>									
15	Ammendola, Matt	K	5-9	195	12/11/1996	2	Oklahoma State	Lansdale, Penn.	FA-22
31	Banjo, Chris	S	5-10	207	2/26/1990	10	SMU	Sugar Land, TX	FA-22
38	Berryhill, Stanley	WR	5-9	182	6/9/1998	R	Arizona	Tucson, Ariz.	FA - '22
71	Brown, Andrew	DL	6-3	290	12/30/1995	5	Virginia	Chesapeake, Va.	FA-'22
27	Hairston, Nate	CB	6-0	185	6/30/1994	5	Temple	Frederick, MD	FA '22
96	Jones, Manny	DL	6-4	290	6/6/1999	R	Colorado State	Cartersville, GA	UDFA-22
60	Martin, Koda	OL	6-6	304	8/21/1995	1	Syracuse	Manvel, TX	FA-20
32	Thomas, Josh	S	6-0	205	11/19/1996	2	Appalachian State	Montgomery, AL	
70	Traore, Badara	OL	6-7	327	3/12/1997	3	LSU	Boston, Mass.	UDFA-20
39	Whittaker, Jace	CB	5-11	185	7/16/1995	2	Arizona	Oceanside, CA	FA-20
87	Williams, Maxx	TE	6-4	252	4/12/1994	8	Minnesota	Waconia, MN	UFA-19 (Bal)
84	Wims, Javon	WR	6-4	222	9/11/1994	5	Georgia	Carol City, Fla.	FA-'22
92	Woods, Antwaun	DL	6-1	307	1/3/1993	7	USC	Los Angeles, CA	FA-22
50	Wooten, Chandler	LB	6-3	232	4/25/1999	R	Auburn	Acworth, GA	UDFA-22
<b>International Player Pathway/PS Exemption (1)</b>									
80	Seikovits, Bernhard	TE	6-5	262	7/24/1997	1	No College	Vienna, Austria	FA-21
<b>Practice Squad/Injured Reserve (1)</b>									
73	Simmons, Lachavious	OL	6-5	319	9/12/1996	3	Tennessee State	Selma, Ala.	FA-22
<b>Reserve/Suspension (1)</b>									
10	Hopkins, DeAndre	WR	6-1	212	6/6/1992	10	Clemson	Central, SC	TR-20 (Hou)

# CARDINALS NUMERICAL ROSTER



NO.	NAME	POS	HT	WT	DOB	EXP	COLLEGE	HOW ACQ
1	Kyler Murray	QB	5-10	207	8/7/1997	4	Oklahoma	D1-19
2	Marquise Brown	WR	5-9	180	6/4/1997	4	Oklahoma	TR-22 (Bal)
3	Budda Baker	S	5-10	195	1/10/1996	6	Washington	D2-17
4	Rondale Moore	WR	5-7	181	6/9/2000	2	Purdue	D2-21
5	Matt Prater	K	5-10	201	8/10/1984	16	Central Florida	UFA-21 (Det)
6	James Conner	RB	6-1	233	5/5/1995	6	Pittsburgh	UFA-21 (Pit)
7	Byron Murphy Jr.	CB	5-11	190	1/18/1998	4	Washington	D2a-19
9	Isaiah Simmons	LB	6-4	238	7/26/1998	3	Clemson	D1-20
14	Andy Lee	P	6-1	185	8/11/1982	19	Pittsburgh	FA-17
18	A.J. Green	WR	6-4	210	7/31/1988	12	Georgia	UFA-21 (Cin)
19	Trace McSorley	QB	6-0	202	8/23/1995	3	Penn State	FA-21
20	Marco Wilson	CB	6-0	191	3/3/1999	2	Florida	D4-21
21	Trayvon Mullen Jr.	CB	6-2	200	9/20/1997	4	Clemson	TR - 22 (LV)
24	Darrel Williams	RB	5-11	219	4/15/1995	5	LSU	FA-22
25	Zaven Collins	LB	6-4	260	5/19/1999	2	Tulsa	D1-21
26	Eno Benjamin	RB	5-9	207	4/13/1999	2	Arizona State	D7-20
29	Jonathan Ward	RB	6-0	202	9/30/1997	3	Central Michigan	FA-20
30	Keaontay Ingram	RB	6-0	221	10/26/1999	R	USC	D6-22
33	Antonio Hamilton	CB	6-0	195	1/24/1993	7	South Carolina State	FA-21
34	Jalen Thompson	S	5-11	190	7/18/1998	4	Washington State	SD5-19
35	Christian Matthew	CB	6-2	195	10/26/1996	R	Valdosta State	D7-22
41	Myjai Sanders	LB	6-5	248	7/12/1998	R	Cincinnati	D3-22
42	Devon Kennard	LB	6-3	256	6/24/1991	9	USC	FA-20
43	Jesse Luketa	LB	6-3	253	1/15/1999	R	Penn State	D7-22
44	Markus Golden	LB	6-3	260	3/13/1991	8	Missouri	TR-20 (NYG)
45	Dennis Gardeck	LB	6-0	232	8/9/1994	5	Sioux Falls	FA-18
46	Aaron Brewer	LS	6-5	232	7/5/1990	11	San Diego State	FA-16
47	Ezekiel Turner	LB	6-2	214	6/9/1996	5	Washington	FA-18
51	Tanner Vallejo	LB	6-1	230	12/16/1994	6	Boise State	FA-19
52	Victor Dimukeje	LB	6-2	262	11/18/1999	2	Duke	D6a-21
53	Billy Price	OL	6-4	310	10/11/1994	5	Ohio State	FA-22
54	Lecitus Smith	OL	6-3	314	7/13/1998	R	Virginia Tech	D6-22
56	Ben Niemann	LB	6-2	235	7/27/1995	5	Iowa	FA-22
61	Rodney Hudson	OL	6-2	315	7/12/1989	12	Florida State	TR-21 (LV)
64	Sean Harlow	OL	6-4	303	3/28/1995	2	Oregon State	FA-21
67	Justin Pugh	OL	6-5	311	8/15/1990	10	Syracuse	UFA-18 (NYG)
68	Kelvin Beachum	OL	6-3	308	6/8/1989	11	SMU	FA-20
74	D.J. Humphries	OL	6-5	307	12/28/1993	7	Florida	D1-15
75	Max Garcia	OL	6-4	309	11/9/1991	8	Florida	FA-22
76	Will Hernandez	G	6-3	332	9/2/1995	5	UTEP	UFA-22 (NYG)
79	Josh Jones	OL	6-7	310	6/21/1997	3	Houston	D3-20
83	Greg Dortch	WR	5-7	175	5/29/1998	3	Wake Forest	FA-21
85	Trey McBride	TE	6-4	246	11/22/1999	R	Colorado State	D2-22
86	Zach Ertz	TE	6-5	250	11/10/1990	10	Stanford	TR-21 (Phi)
89	Stephen Anderson	TE	6-3	230	1/30/1993	5	California	UFA-22 (LAC)
90	Rashard Lawrence	DL	6-2	308	8/27/1998	3	LSU	D4b-20
91	Michael Dogbe	DL	6-3	280	5/5/1996	4	Temple	D7b-19
93	Jonathan Ledbetter	DL	6-4	282	9/12/1997	1	Georgia	FA-21
94	Zach Allen	DL	6-5	285	8/20/1997	4	Boston College	D3-19
95	Leki Fotu	DL	6-5	335	8/23/1998	3	Utah	D4a-20
97	Cameron Thomas	LB	6-4	267	7/1/2000	R	San Diego State	D3-22
99	J.J. Watt	DL	6-5	288	3/22/1989	12	Wisconsin	FA-21

## COACHING STAFF

**HEAD COACH:** Kliff Kingsbury

### ASSISTANTS:

Assistants: Jeff Rodgers (Asst. Head Coach/Special Teams Coordinator), Shawn Jefferson (Associate Head Coach/Wide Receivers), Vance Joseph (Defensive Coordinator), Sean Kugler (Run Game Coordinator/Offensive Line), Cam Turner (Co-Pass Game Coordinator/Quarterbacks), Spencer Whipple (Co-Pass Game Coordinator), Kenny Bell (Chief of Staff/Offensive Asst.), Mike Bercovici (Offensive Asst.), Ronald Booker (Defensive Asst.), Charlie Bullen (Outside Linebackers), Matt Burke (Defensive Line), Bill Davis (Linebackers), Devin Fitzsimmons (Asst. Special Teams), Rob Grosso (Defensive Quality Control), Steve Heiden (Tight Ends), Rusty McKinney (Defensive Asst.), Buddy Morris (Strength & Conditioning), Brian Natkin (Asst. Offensive Line), Mark Naylor (Asst. Strength and Conditioning), Marcus Robertson (Defensive Backs), James Saxon (Running Backs), Connor Senger (Bill Bidwill Fellowship/QBs), Greg Williams (Cornerbacks)





## 2022 NFL STANDINGS AND SCHEDULE

NFC EAST		W	L	T	Div	Conf	Wk 1	Wk 2	Wk 3	Wk 4	Wk 5	Wk 6	Wk 7	Wk 8	Wk 9	Wk 10	Wk 11	Wk 12	Wk 13	Wk 14	Wk 15	Wk 16	Wk 17	Wk 18
Philadelphia	5	0	0	1-0	4-0	at DET	MIN	at WSH	JAX	at ARI	DAL	BYE	PIT	at HOU	WSH	at IND	GB	TEN	at NYG	at CHI	at DAL	NO	NYG	at WSH
Dallas	4	1	0	2-0	3-1	TB	CIN	at NYG	WSH	at LAR	at PHI	DET	CHI	BYE	at GB	at MIN	NYG	IND	HOU	at JAX	PHI	at TEN	at PHI	
NY Giants	4	1	0	0-1	2-1	at TEN	CAR	DAL	CHI	at GB	BAL	at JAX	at SEA	BYE	HOU	DET	at DAL	WSH	PHI	at WSH	at MIN	IND	at PHI	
Washington	1	4	0	0-2	0-3	JAX	at DET	PHI	at DAL	TEN	at CHI	GB	at IND	MIN	at PHI	at HOU	ATL	at NYG	BYE	NYG	at SF	CLE	DAL	
NFC NORTH		W	L	T	Div	Conf	Wk 1	Wk 2	Wk 3	Wk 4	Wk 5	Wk 6	Wk 7	Wk 8	Wk 9	Wk 10	Wk 11	Wk 12	Wk 13	Wk 14	Wk 15	Wk 16	Wk 17	Wk 18
Minnesota	4	1	0	3	4-1	at PHI	CHI	at TB	DET	at NO	CHI	at MIA	BYE	ARI	at WSH	at BUF	DAL	NE	NYJ	at DET	IND	NYG	at GB	at CHI
Green Bay	3	2	0	1-1	2-2	at MIN	CHI	at TB	NE	NYG	NYJ	at WSH	at BUF	at DET	DAL	TEN	at PHI	at CHI	BYE	LAR	at MIA	MIN	DE	
Chicago	2	3	0	0-2	1-3	SF	at GB	HOU	at NYG	SEA	at MIN	WSH	at NE	at DAL	MIA	DET	at ATL	GB	BYE	PHI	BUF	at DET	MIN	
Detroit	1	4	0	0-1	1-3	PHI	WSH	at MIN	SEA	at NE	BYE	at DAL	MIA	GB	at CHI	at NYG	BUF	JAX	MIN	at NYJ	at CAR	CHI	at GB	
NFC SOUTH		W	L	T	Div	Conf	Wk 1	Wk 2	Wk 3	Wk 4	Wk 5	Wk 6	Wk 7	Wk 8	Wk 9	Wk 10	Wk 11	Wk 12	Wk 13	Wk 14	Wk 15	Wk 16	Wk 17	Wk 18
Tampa Bay	3	2	0	2-0	3-1	at DAL	at NO	GB	KC	ATL	at PIT	at CAR	BAL	LAR	SEA	BYE	BYE	at CLE	NO	at SF	CIN	at ARI	CAR	at ATL
New Orleans	2	3	0	1-2	2-3	at ATL	TB	at CAR	MIN	SEA	CIN	at PIT	LAR	BAL	at SF	at WSH	PIT	at TB	BYE	ATL	at CLE	at PHI	CAR	
Atlanta	2	3	0	0-2	1-3	NO	at LAR	at SEA	CLE	at TB	SF	at CIN	CAR	LAC	at CAR	CHI	ATL	at WSH	PIT	at NO	at BAL	ARI	TB	
Carolina	1	4	0	1-0	1-3	CLE	at NYG	NO	ARI	SF	at LAR	TB	at ATL	at CIN	ATL	at BAL	DEN	BYE	at SEA	PIT	DET	at TB	at NO	
NFC WEST		W	L	T	Div	Conf	Wk 1	Wk 2	Wk 3	Wk 4	Wk 5	Wk 6	Wk 7	Wk 8	Wk 9	Wk 10	Wk 11	Wk 12	Wk 13	Wk 14	Wk 15	Wk 16	Wk 17	Wk 18
San Francisco	3	2	0	2-0	3-1	at CHI	SEA	at DEN	LAR	at CAR	at ATL	KC	BYE	at LAR	BYE	LAC	at ARI	NO	MIA	TB	at SEA	WSH	at LV	ARI
LA Rams	2	3	0	1-1	2-2	BUF	ATL	at ARI	at SF	DAL	CAR	BYE	SF	at TB	ARI	at NO	at KC	SEA	BYE	LV	at GB	DEN	at LAC	at SE
Arizona	2	3	0	0-1	1-2	KC	at LV	LAR	at CAR	PHI	at SEA	NO	at MIN	SEA	at LAR	SF	BYE	LAC	BYE	NE	at DEN	TB	at ATL	at SF
Seattle	2	3	0	0-1	1-3	DEN	at SF	ATL	at DET	at NO	ARI	at LAC	NYG	at ARI	at TB	BYE	BYE	LV	at LAR	CAR	SF	at KC	NYJ	LAR
AFC EAST		W	L	T	Div	Conf	Wk 1	Wk 2	Wk 3	Wk 4	Wk 5	Wk 6	Wk 7	Wk 8	Wk 9	Wk 10	Wk 11	Wk 12	Wk 13	Wk 14	Wk 15	Wk 16	Wk 17	Wk 18
Buffalo	3	2	0	0-1	3-1	at LAR	TEN	at MIA	at BAL	PIT	at KC	BYE	GB	at NYJ	MIN	CLE	at DET	at NE	NYJ	Wk 14	MIA	at CHI	at CIN	NE
NY Jets	3	2	0	1-0	3-2	BAL	at CLE	CIN	at PIT	MIA	at GB	BUF	at DEN	NE	BUF	BYE	at NE	CHI	at MIN	at BUF	DET	JAX	at SEA	at MIA
Miami	3	2	0	2-1	3-2	NE	at BAL	BUF	at CIN	at NYJ	MIN	at NYJ	PIT	at DET	at CHI	CLE	BYE	HOU	at SF	at LAC	at BUF	GB	at NE	NY
New England	2	3	0	0-1	1-2	at MIA	at PIT	BAL	at GB	DET	at CLE	CHI	at NYJ	IND	BYE	BYE	NYJ	at MIN	BUF	at ARI	at LV	CIN	MIA	at BU
AFC NORTH		W	L	T	Div	Conf	Wk 1	Wk 2	Wk 3	Wk 4	Wk 5	Wk 6	Wk 7	Wk 8	Wk 9	Wk 10	Wk 11	Wk 12	Wk 13	Wk 14	Wk 15	Wk 16	Wk 17	Wk 18
Baltimore	3	2	0	1-0	3-2	at NYJ	MIA	at NE	BUF	CIN	at NYG	CLE	at TB	at NO	BYE	BYE	CAR	at JAX	DEN	at PIT	at CLE	ATL	PIT	at CI
Cleveland	2	3	0	1-0	1-2	at CAR	NYJ	PIT	at ATL	LAC	NE	at BAL	CIN	BYE	at MIA	at MIA	at BUF	TB	at HOU	at CIN	BAL	NO	at WSH	at PIT
Cincinnati	2	3	0	0-2	2-2	PIT	at DAL	at NYJ	MIA	at BAL	at NO	ATL	at CLE	CAR	BYE	BYE	at PIT	at TEN	KC	CLE	at TB	at NE	BUF	BAL
Pittsburgh	1	4	0	1-1	1-4	at CIN	NE	at CLE	NYJ	at BUF	TB	at MIA	at PHI	BYE	NO	CIN	at IND	at ATL	at ATL	BAL	at CAR	LV	at BAL	CLE
AFC SOUTH		W	L	T	Div	Conf	Wk 1	Wk 2	Wk 3	Wk 4	Wk 5	Wk 6	Wk 7	Wk 8	Wk 9	Wk 10	Wk 11	Wk 12	Wk 13	Wk 14	Wk 15	Wk 16	Wk 17	Wk 18
Tennessee	3	2	0	1-0	2-1	NYG	at BUF	LV	at IND	at WSH	BYE	IND	at HOU	at KC	at KC	DEN	at GB	CIN	at PHI	JAX	at LAC	HOU	DAL	at JA
Indianapolis	2	2	1	0-2-1	2-2-1	at HOU	at JAX	KC	TEN	at DEN	JAX	at TEN	WSH	at NE	at LV	at LV	PHI	PIT	at DAL	BYE	at MIN	LAC	at NYG	HOU
Jacksonville	2	3	0	1-1	2-1	at WSH	IND	at LAC	at PHI	HOU	at IND	NYG	DEN	LV	at KC	BYE	BYE	BAL	at DET	at TEN	DAL	at NYJ	at HOU	TEN
Houston	1	3	1	1-0-1	1-2-1	IND	at DEN	at CHI	LAC	at JAX	BYE	at LV	TEN	PHI	at NYG	WSH	WSH	at MIA	CLE	at DAL	KC	at TEN	JAX	at IND
AFC WEST		W	L	T	Div	Conf	Wk 1	Wk 2	Wk 3	Wk 4	Wk 5	Wk 6	Wk 7	Wk 8	Wk 9	Wk 10	Wk 11	Wk 12	Wk 13	Wk 14	Wk 15	Wk 16	Wk 17	Wk 18
Kansas City	4	1	0	2-0	2-1	at ARI	LAC	at IND	at TB	LV	BUF	at SF	BYE	BYE	TEN	JAX	at LAC	LAR	at CIN	at HOU	SEA	DEN	at LV	at DEN
LA Chargers	3	2	0	1-1	3-2	LV	at KC	JAX	at HOU	at CLE	DEN	SEA	at ATL	BYE	at ATL	at SF	KC	at ARI	at LV	MIA	TEN	at IND	LAR	at DEN
Denver	2	3	0	0-1	1-2	at SEA	HOU	SF	at LV	IND	at LAC	NYJ	at JAX	BYE	BYE	at TEN	LV	at CAR	at BAL	KC	ARI	at LAR	at KC	LAC
Las Vegas	1	4	0	1-2	1-3	at LAC	ARI	at TEN	DEN	at KC	BYE	BYE	HOU	at NO	at JAX	IND	at DEN	at SEA	LAC	at LAR	NE	at PIT	SF	K

Bolded and Underlined Opponent - win    *Italics* - Tie    \* Clinched Playoff Berth    \*\* Clinched Division Title    \*\*\* Clinched First-Round Bye