

# ARIZONA CARDINALS

WEEK 4  
GAME RELEASE  
#AZvsCAR

Mark Dalton - Senior Vice President, Media Relations | Chris Melvin - Director, Media Relations | Mike Helm - Manager, Media Relations  
Imani Suber - Media Relations Coordinator | Chase Russell - Media Relations Coordinator



ARIZONA CARDINALS (2-1)

VS.

CAROLINA PANTHERS (1-2)

Bank of America Stadium | October 4, 2020 | 10:00 AM



## THIS WEEK'S PREVIEW

Off to a 2-1 start in 2020, the Cardinals look to rebound from their first loss of the season when they travel to Carolina this week to begin a stretch of three consecutive road games.

Following this week's game, Arizona will face the Jets at MetLife Stadium in Week 5 and the Cowboys in Dallas on Monday Night Football in Week 6.



Having defeated the division-rival 49ers in San Francisco in Week 1, the Cardinals are looking to begin a season with a pair of road wins for the first time since 2015 and just the third time in the last 29 years (2015, 2009). To do so, they must snap a four-game regular season winless streak on the road at Carolina. Arizona travels to Charlotte this week looking for its first regular season road win at Carolina since 2002.

Like Detroit last week, Carolina is a familiar out-of-division foe for the Cardinals. Over the last 20 seasons the only non-division opponent the Cardinals have faced more times in the regular season than the Panthers (13 times) is the Lions (16 times). Including postseason, this week's contest between Arizona and Carolina is the 11<sup>th</sup> meeting in the past 13 years.

Sunday's game marks the third time in four years that **Kliff Kingsbury** and **Matt Rhule** will face off as head coaches - although in entirely different circumstances. The previous two meetings occurred during their days as college head coaches in the Big 12. Kingsbury (Texas Tech) and Rhule (Baylor) squared off twice between 2017-18 with each team earning a victory playing at AT&T Stadium in Arlington. Texas Tech earned a 38-24 win in 2017 and Baylor took the second meeting 35-24 in 2018.

WR **Larry Fitzgerald** will be facing the Panthers for the 11<sup>th</sup> time in the regular season. In his previous 10 games vs. Carolina, he totaled 65 receptions for 846 yards and three TDs. The 11-time Pro Bowler has more receptions and receiving yards vs. Panthers than he does against any other opponent outside the NFC West.

Arizona will return to the East Coast next week to take on the Jets in the first of two games at MetLife Stadium for the Cardinals in 2020 (Week 14 @ NYG). Carolina travels to Atlanta to play the Falcons.

## GAME RELEASE INDEX

| Page  | Contents   |
|-------|--|
| 2     | Cardinals-Panthers Series Info / State Farm Stadium  |
| 3-4   | 2020 Season Highlights   |
| 5     | By The Numbers / What To Look For / Media Guide-Twitter Info                               |
| 6     | <b>Kyler Murray</b> Highlights   |
| 7     | Fitz & Hopkins Duo / Captains / Zoom Info  |
| 8     | Cards Leadership / <b>Michael Bidwill</b> / <b>Steve Keim</b> / Social Justice Initiatives |
| 9     | State Farm Stadium / Remembering Life of <b>Larry Wilson</b>                               |
| 10    | <b>Chandler Jones</b> Highlights   |
| 11-14 | <b>Larry Fitzgerald</b> Highlights   |
| 15-16 | <b>DeAndre Hopkins</b> Highlights  |
| 17    | <b>Kenyan Drake</b> / <b>Christian Kirk</b> / <b>Chase Edmonds</b> Highlights              |
| 18-19 | Defensive Highlights / <b>Peterson</b> / <b>Hicks</b> / <b>Baker</b> / Special Teams       |
| 20    | 2020 Rookie Class Highlights   |
| 21    | Cardinals Highlights Under <b>Kliff Kingsbury</b> in 2019                                  |
| 22-23 | Cardinals COVID-19 Relief Efforts  |
| 24-25 | Individual Player Notes  |
| 26-54 | Rosters / Depth Chart / Transactions / 2020 Statistics                                     |

## ARIZONA CARDINALS - 2020 SCHEDULE

| Date       | Opponent        | Location                | AZ Time  |
|------------|-----------------|-------------------------|----------|
| Sep. 13    | @ San Francisco | Levi's Stadium          | W, 24-20 |
| Sep. 20    | WASHINGTON      | State Farm Stadium      | W, 30-15 |
| Sep. 27    | DETROIT         | State Farm Stadium      | L, 23-26 |
| Oct. 4     | @ Carolina      | Bank of America Stadium | 10:00 AM |
| Oct. 11    | @ N.Y. Jets*    | MetLife Stadium         | 10:00 AM |
| Oct. 19    | @ Dallas+       | AT&T Stadium            | 5:15 PM  |
| Oct. 25    | SEATTLE*        | State Farm Stadium      | 1:05 PM  |
|            | - BYE -         |                         |          |
| Nov. 8     | MIAMI*          | State Farm Stadium      | 2:25 PM  |
| Nov. 15    | BUFFALO*        | State Farm Stadium      | 2:05 PM  |
| Nov. 19    | @ Seattle#      | CenturyLink Field       | 6:20 PM  |
| Nov. 29    | @ New England*  | Gillette Stadium        | 11:00 AM |
| Dec. 6     | L.A. RAMS*      | State Farm Stadium      | 2:05 PM  |
| Dec. 13    | @ N.Y. Giants*  | MetLife Stadium         | 11:00 AM |
| Dec. 20    | PHILADELPHIA*   | State Farm Stadium      | 2:05 PM  |
| Dec. 26/27 | SAN FRANCISCO^  | State Farm Stadium      | TBD      |
| Jan. 3     | @ L.A. Rams*    | SoFi Stadium            | 2:25 PM  |

+ ESPN Monday Night Football  
# FOX/NFL Network/Amazon Thursday Night Football  
^ Date and Time TBD  
\* Subject to flexible scheduling decisions

## #AZvsCAR - WEEK 4 HIGHLIGHTS

- This week's game marks the 15th all-time meeting between the Cardinals and Panthers. Arizona travels to Carolina this week looking for its first regular season road win against the Panthers since 2002.

- Last week the Cardinals unveiled the #8 jersey patch the team will wear the rest of the season in honor of Hall of Famer S **Larry Wilson**, who passed away on Sept. 17 at age 82.



- Arizona (#10 offense; #7 defense) is the only team in the NFC that ranks in the top-10 in both total offense and total defense this season. The Cardinals and Chargers are the only teams in the NFL that rank in the top-10 in total offense and total defense.

- Following another big performance last week against the Lions (10 catches, 137 receiving yards), WR **DeAndre Hopkins** leads the NFL in receptions (32), receiving yards (356) and 1<sup>st</sup> down receptions (21) in 2020.

- WR **Larry Fitzgerald** has more receptions (65) and receiving yards (846) vs. Carolina than he does against any other opponent outside the NFC West.

- QB **Kyler Murray** joins New England's Cam Newton as the only players in the NFL with 700+ passing yards and 100+ rushing yards in 2020.

- Of the Lions 26 points last week, 13 came on three drives that covered 27, 16 and 19 total yards. None of those drives consisted of more than two first downs.

- Arizona's defensive line has nearly the same number of sacks through three games in 2020 (6.0) as it had all of last season (7.0).

- The Cardinals rank fifth in the NFL with 11.0 sacks in 2020. Seven different players have posted at least one sack for Arizona so far this season.



## BROADCAST INFORMATION

Television: FOX / Play-By-Play: Kevin Kugler Analyst: Chris Spielman Sideline: Laura Okmin  
Cardinals Radio: Arizona Sports 98.7 FM / Play-By-Play: Dave Pasch Analyst: Ron Wolfley Sideline: Paul Calvisi  
Cardinals Spanish Radio: KHOV 105.1 FM / Play-By-Play: Luis Hernandez Analyst: Rolando Cantu



## #AZ vs CAR - CONNECTIONS

### Panthers Connections

Cardinals Asst. Head Coach/Special Teams Coordinator **Jeff Rodgers** served as a special teams assistant for the Panthers in 2009 and special teams coordinator in 2010.

Cardinals D-Line coach **Brentson Buckner** played his final five NFL seasons (2001-05) as a DT for the Panthers. In 2003, he was part of one of the league's top D-Lines that helped Carolina reach Super Bowl XXXVIII.

Cardinals LBs coach **Bill Davis** served as the OLBs coach for the Panthers from 1995-98.

Cardinals Offensive Asst./Asst. QBs coach **Cam Turner** was an Asst. WRs (2015-16) and Asst. QBs (2017) coach for Carolina before coming to Arizona.

Cardinals P **Andy Lee** played nine games for the Panthers in 2016.

### Cardinals Connections

Panthers DT **Zach Kerr** played 12 games for the Cardinals in 2019.

Panthers Defensive Run Game Coordinator **Al Holcomb** was the Cardinals Defensive Coordinator in 2018.

Panthers O-Line coach **Pat Meyer** played O-Line for the Cardinals in 1995.

Panthers S **Tre Boston** played 14 games (13 starts) for the Cardinals in 2018.

Panthers WR **Pharoh Cooper** (2018-19) played two seasons for the Cardinals.

### North/South Carolina Connections

Just 137 miles southwest of Bank of America Stadium is Clemson's Memorial Stadium - where Cardinals WR **DeAndre Hopkins** and LB **Isaiah Simmons** became stars before entering the NFL.

**Hopkins** played three seasons (2010-12) at Clemson where he totaled 206 receptions for 3,020 yards and 27 TDs. He left Clemson ranked first in school history in receiving yards, first in receiving TDs, first in 100-yard receiving games (12) and second in receptions. A native of Central, SC Hopkins attended D.W. Daniel High School where he received All-State first-team honors from the Charlotte Observer and The State and was a finalist for state's "Mr. Football" accolade.

**Simmons** played three seasons at Clemson (2017-19) and totaled 241 tackles, 28 tackles for loss, 10.0 sacks, four INTs (one returned for a TD), 22 passes defended, five forced fumbles and a fumble recovery. In 2019, Simmons was honored with the Butkus Award as the nation's top linebacker.

Cardinals P **Andy Lee** earned his master's degree in Business Administration from the University of North Carolina at Chapel Hill.

Cardinals CBs coach **Greg Williams** played DB for the Tar Heels from 1994-97.

Cardinals D-Line coach **Brentson Buckner** (Charlotte), OL **D.J. Humphries** (Charlotte), OL **Lamont Gaillard** (Fayetteville), OL **J.R. Sweezy** (Mooresville) are North Carolina natives.

Cardinals WR **DeAndre Hopkins** (Central), P **Andy Lee** (Westminster), and RB coach **James Saxon** (Burton) are South Carolina natives.

Cardinals LB **Jordan Hicks** lived in Lexington, South Carolina from ages 6-11.

Cardinals Offensive Assistant **Jerry Sullivan** coached for the South Carolina Gamecocks from 1976-82.

### Arizona Connections

Panthers LS **J.J. Jansen** was born in Phoenix, AZ and attended Brophy College Preparatory.

Panthers LB **Adarius Taylor** played college football at Eastern Arizona Community College before transferring to Florida Atlantic University.

Panthers D-Line coach **Mike Phair** attended Mesa Community College (1988-89) and Arizona State University (1990-92) and was a Graduate Asst./D-Line coach at Arizona State from 1999-00.

Defensive Passing Game Coordinator/Secondary coach **Jason Simmons** played for Arizona State from 1995-97.

Panthers Defensive Coordinator **Phil Snow** (1992-2000) was on the Arizona State defensive coaching staff.

### High School Connections

Cardinals QB **Kyler Murray** attended Allen High School (Allen, TX) with Panthers T **Greg Little**. The two won back-to-back 6A championships together in 2013 and 2014 and won a high school national championship in 2014.

### College/Pro Connections

Cardinals O-Line coach **Sean Kugler** (2001-05) and Panthers Defensive Coordinator **Phil Snow** (2005-08) coached together in Detroit.

Cardinals LB **Haason Reddick** (2013-16) played at Temple University with Panthers WR **Robby Anderson** ('13, '15) and S **Sam Franklin** (2016-19) under Panthers Head Coach **Matt Rhule** (2013-2016). Panthers D-Coordinator **Phil Snow** was Reddick's D-Coordinator at Temple.

Cardinals OL **Kelvin Beachum** (2017-19) played with Panthers WR **Robby Anderson** (2016-19), S **Juston Burris** (2016-17), RB **Trenton Cannon** (2018-19) and LB **Julian Stanford** (2016-17) on the Jets.

Panthers QB **Teddy Bridgewater** (2018-19) played with Cardinals S **Chris Banjo** (2017-18) and TE **Dan Arnold** (2018-19) in New Orleans.

Panthers LB **Adarius Taylor** (2015-18) played with Cardinals OL **J.R. Sweezy** (2017) in Tampa Bay.

## ALL-TIME SERIES

The matchup between the Cardinals and Panthers this week represents the 15<sup>th</sup> all-time regular season meeting between the two teams dating back to 1995. Arizona and Carolina have also met three times in the postseason.

The Panthers hold a 10-4 advantage in the regular season series but the teams have split the last four meetings.

The Cardinals and Panthers met just once in the first six seasons (1995-2000) after Carolina became an NFL franchise in 1995. Over the next 19 seasons (2001-19) the only non-division opponent the Cardinals faced more times in the regular season than the Panthers (13 times) is the Lions (16 times). In an 11-year span between 2001-2011, Arizona and Carolina squared off 10 times during the regular season (only exception was 2006).

Arizona is making its first regular season visit to Bank of America Stadium since 2016. Including postseason, this marks the Cardinals fourth trip to Carolina in the last seven seasons.

### CARDS-PANTHERS REGULAR SEASON SERIES

- **Regular Season Series:** 4-10
- **Cardinals on the Road vs. CAR:** 2-5
- **First Meeting:** 11/19/95 @ Carolina, L, 27-7
- **Last Meeting:** 9/22/19 vs. Carolina, L, 38-20
- **Last Cardinals Win:** 10/6/13 vs. Carolina, W, 22-6

## FORMER MEMBERS OF THE PACK

Two members of the Cardinals front office and one of the team's offensive linemen attended college at North Carolina State, where they were members of the Wolfpack football team.



General Manager **Steve Keim** is an alumnus of NC State, where he played guard from 1991-94. A two-time All-ACC selection, Keim started 36 consecutive games at LG for the Wolfpack and was named the offensive freshman of the year in 1991.

Director of Pro Scouting **Adrian Wilson** - a former safety for the Cardinals who was inducted into the Ring of Honor at State Farm Stadium in 2015 - is a native of High Point, NC. He was a prep star at T.W. Andrews High School as a safety and split end and also earned most valuable player in the coaches' East-West All-Star Game. Wilson was multiple sport athlete at T.W. Andrews, competing in track and earning honorable mention high school basketball All-America in 1998.

He went on to attend college at NC State, where he piled up 254 tackles, 11 passes defended and three INTs and was a Dream Team All-America selection in 2000. Wilson left NC State following his junior season when he was drafted by Arizona in the third round (64th overall) of the 2001 NFL Draft.

OL **J.R. Sweezy** is a native of Mooresville, NC and attended Mooresville High School where he was a PrepStar all-region LB. He totaled more than 300 tackles and 20 tackles for loss during his final two seasons and also won the Class 3A heavyweight wrestling state championship.

Sweezy went on to attend NC State from 2007-11, playing 35 games (20 starts) as a defensive lineman. He totaled 86 tackles, 22 tackles for loss, 11.0 sacks, three passes defended, two forced fumbles and two fumble recoveries before being drafted by the Seahawks in the seventh round (225th overall) of the 2012 NFL Draft.

## SEASON STATISTICS

| Statistic                  | AZ    | Rank | CAR   | Rank |
|----------------------------|-------|------|-------|------|
| Points Scored/Game         | 25.7  | 17   | 22.7  | 24   |
| Points Allowed/Game        | 20.3  | 7    | 27.0  | t-18 |
| Scoring Drives             | 14    | t-15 | 15    | t-10 |
| TDs Scored                 | 9     | t-15 | 6     | t-26 |
| TDs Allowed                | 6     | t-4  | 10    | t-19 |
| Rushing TDs                | 5     | t-4  | 4     | t-7  |
| Passing TDs                | 4     | t-21 | 2     | t-29 |
| Rushing TDs Allowed        | 1     | t-1  | 7     | 32   |
| Passing TDs Allowed        | 5     | t-11 | 3     | t-3  |
| Sacked/Yards Lost          | 6/16  | t-14 | 8/51  | t-20 |
| Fumbles/Lost               | 3/0   | t-1  | 3/2   | t-18 |
| Field Goals Made           | 5/7   | t-15 | 9/9   | t-1  |
| Total Yards/Game           | 406.3 | 10   | 372.3 | 16   |
| Opp. Total Yards/Game      | 334.7 | 7    | 382.3 | 22   |
| Rushing Yards/Game         | 149.7 | 7    | 99.0  | 26   |
| Opp. Rushing Yards/Game    | 110.0 | 12   | 124.0 | 21   |
| Passing Yards/Game         | 256.7 | 13   | 273.3 | 9    |
| Opp. Passing Yards/Game    | 224.7 | 8    | 258.3 | 24   |
| Turnover Ratio             | -3    | t-24 | +2    | t-9  |
| Average Time of Possession | 30:47 | 13   | 30:43 | 14   |

## HOPKINS' RECORD-SETTING START

WR **DeAndre Hopkins** has been more than advertised since Arizona acquired him in a trade with Houston this offseason.

In his first three games with the Cardinals, Hopkins has 32 receptions for 356 yards and a TD. **Entering Week 4, Hopkins leads the NFL in receptions (32), receiving yards (356) and 1st down catches (21).**



| NFL Leaders - Receptions (2020) |                             |           |
|---------------------------------|-----------------------------|-----------|
| Rnk                             | Player (Team)               | Rec       |
| 1                               | <b>DeAndre Hopkins (AZ)</b> | <b>32</b> |
| 2                               | Alvin Kamara (NO)           | 27        |
| 3                               | Amari Cooper (Dal)          | 25        |
| 4t                              | Tyler Lockett (Sea)         | 24        |
| 4t                              | Keenan Allen (LAC)          | 24        |

| NFL Leaders - Receiving Yards (2020) |                             |            |
|--------------------------------------|-----------------------------|------------|
| Rnk                                  | Player (Team)               | Yds        |
| 1                                    | <b>DeAndre Hopkins (AZ)</b> | <b>356</b> |
| 2                                    | Calvin Ridley (Atl)         | 349        |
| 3                                    | D.K. Metcalf (Sea)          | 297        |
| 4                                    | Stefon Diggs (Buf)          | 288        |
| 5                                    | Alvin Kamara (NO)           | 285        |

| NFL Leaders - 1 <sup>st</sup> Down Receptions (2020) |                             |           |
|--|-----------------------------|-----------|
| Rnk  | Player (Team)               | 1st       |
| 1  | <b>DeAndre Hopkins (AZ)</b> | <b>21</b> |
| 2  | Calvin Ridley (Atl)         | 19        |
| 3  | Tyler Boyd (Cin)            | 17        |
| 4  | Keenan Allen (LAC)          | 16        |
| 5  | Travis Kelce (KC)           | 15        |

### 32 CATCHES IN FIRST THREE GAMES AS A CARDINAL SET NFL RECORD

**Hopkins' 32 receptions are the most in NFL history in a player's first three games with a team.** The previous record of 30 was set by Eric Metcalf (Atlanta) in 1995.

### NFL Record - Receptions in 1<sup>st</sup> 3 Games with a Team

| Rnk | Player (Team)               | Rec       | Year        |
|-----|-----------------------------|-----------|-------------|
| 1   | <b>DeAndre Hopkins (AZ)</b> | <b>32</b> | <b>2020</b> |
| 2   | Eric Metcalf (Atl)          | 30        | 1995        |
| 3   | Terance Mathis (Atl)        | 27        | 1994        |
| 4   | Emmanuel Sanders (Den)      | 25        | 2014        |
| 5   | Joe Horn (NO)               | 24        | 2000        |

**Hopkins' 32 catches are the most for any player in franchise history through the first three games of a season.** J.T. Smith (25 in 1989) held the previous mark.

### Franchise Record - Receptions in 1<sup>st</sup> 3 Games of Season

| Rnk | Player (Year)                 | Rec       |
|-----|-------------------------------|-----------|
| 1   | <b>DeAndre Hopkins (2020)</b> | <b>32</b> |
| 2   | J.T. Smith (1989)             | 25        |
| 3t  | Larry Fitzgerald (2015)       | 23        |
| 3t  | Anquan Boldin (2003)          | 23        |
| 5t  | Larry Fitzgerald (2017)       | 22        |
| 5t  | Anquan Boldin (2007)          | 22        |
| 5t  | Roy Green (1983)              | 22        |

**Only two players in NFL history had more receptions in the first three games of a season than Hopkins has in 2020.**

### NFL Record - Receptions in 1<sup>st</sup> 3 Games of a Season

| Rnk | Player (Team)               | Rec       | Year        |
|-----|-----------------------------|-----------|-------------|
| 1   | Michael Thomas (NO)         | 38        | 2018        |
| 2   | Julio Jones (Atl)           | 34        | 2015        |
| 3t  | <b>DeAndre Hopkins (AZ)</b> | <b>32</b> | <b>2020</b> |
| 3t  | Adam Thielen (Min)          | 32        | 2018        |
| 5t  | Wes Welker (NE)             | 31        | 2011        |
| 5t  | Troy Brown (NE)             | 31        | 2002        |
| 5t  | Clark Gaines (NYJ)          | 31        | 1980        |

### A CAREER-HIGH IN WEEK 1

**Making his Cardinals debut at San Francisco, Hopkins established a career-high with 14 receptions, finishing with 151 receiving yards.**

Hopkins' 14 receptions were the most in franchise history in a season-opener **and tied for the second-highest single-game total in franchise history.**

### Franchise Record - Receptions (Single-Game)

| Rnk | Player                 | Rec       | Opponent             |
|-----|------------------------|-----------|----------------------|
| 1   | Sonny Randle           | 16        | 11/4/62 at NYG       |
| 2t  | <b>DeAndre Hopkins</b> | <b>14</b> | <b>9/13/20 at SF</b> |
| 2t  | Anquan Boldin          | 14        | 9/23/07 at Bal       |
| 4t  | 7 times                | 13        |                      |

## ISABELLA STARTING TO HEAT UP

Over the last two games, second-year WR **Andy Isabella** has been targeted seven times - resulting in six receptions for 114 yards and two TDs.

Last week vs. Detroit, Isabella established career highs for receptions (4) and receiving TDs (2).

In 18 career games, the former UMass All-American has been targeted 20 times and has 15 receptions for 303 yards (20.2 avg) and three TDs. Among those 15 receptions are catches of 88t, 55, 54 and 26 yards.

In his first 16 career games Isabella had nine receptions. In his last two games he has six catches.



## HIGH MARKS IN 2020

The Cardinals rank in the top-10 for both total offense (406.3 ypg) and total defense (334.7) in 2020.

**Arizona is the only team in the NFC that ranks in the top-10 in both total yards/game and total yards allowed/game in 2020.** The Cardinals join the L.A. Chargers as the only teams in the NFL in the top-10 in both categories this season.



### 2020 NFL Leaders - Total Offense

| Rnk | Team           | YPG          |
|-----|----------------|--------------|
| 1   | Dallas         | 490.7        |
| 2   | Green Bay      | 459.7        |
| 3   | L.A. Rams      | 449.7        |
| 4   | Buffalo        | 434.0        |
| 5   | Kansas City    | 433.3        |
| 6   | L.A. Chargers  | 425.7        |
| 7   | Atlanta        | 419.0        |
| 8   | New England    | 409.0        |
| 9   | Seattle        | 408.0        |
| 10  | <b>Arizona</b> | <b>406.3</b> |

### 2020 NFL Leaders - Total Defense

| Rnk | Team           | YPG          |
|-----|----------------|--------------|
| 1   | Indianapolis   | 225.3        |
| 2   | Pittsburgh     | 290.0        |
| 3   | San Francisco  | 304.0        |
| 4   | Tampa Bay      | 308.0        |
| 5   | Philadelphia   | 330.7        |
| 6   | Washington     | 334.3        |
| 7   | <b>Arizona</b> | <b>334.7</b> |
| 8   | L.A. Chargers  | 337.0        |
| 9   | Cleveland      | 347.7        |
| 10  | New Orleans    | 352.0        |

### OFFENSIVE AND DEFENSIVE RANKINGS IN 2020

Below is a breakdown of the Cardinals offensive and defensive rankings in a variety of different categories this season.

#### Cardinals Offensive Rankings in 2020

| Statistic                      | NFL Rnk            |
|--------------------------------|--------------------|
| Big Play Runs (16)             | t-3 <sup>rd</sup>  |
| Rushing 1st Downs (31)         | 3 <sup>rd</sup>    |
| Rushing TDs (5)                | t-4 <sup>th</sup>  |
| 1 <sup>st</sup> Downs (79)     | 6 <sup>th</sup>    |
| Total Plays (214)              | t-5 <sup>th</sup>  |
| Rushing Yards/Game (149.7)     | 7 <sup>th</sup>    |
| Big Plays (24)                 | 8 <sup>th</sup>    |
| Total Net Yards/Game (406.3)   | 10 <sup>th</sup>   |
| Passing Yards/Game (256.7)     | 13 <sup>th</sup>   |
| Time of Possession Avg (30:47) | 13 <sup>th</sup>   |
| Scoring Drives (14)            | t-15 <sup>th</sup> |
| Total TDs (9)                  | t-15 <sup>th</sup> |
| Points/Game (25.7)             | 17 <sup>th</sup>   |

#### Cardinals Defensive Rankings in 2020

| Statistic                     | NFL Rnk           |
|-------------------------------|-------------------|
| 3rd Down Pct. (28.6)          | 1 <sup>st</sup>   |
| Rushing TDs Allowed (1)       | t-1 <sup>st</sup> |
| Red Zone TD Pct. (30.8)       | 2 <sup>nd</sup>   |
| Goal-to-Go TD Pct. (16.7)     | 2 <sup>nd</sup>   |
| Sacks (11.0)                  | 5 <sup>th</sup>   |
| 1st Downs Allowed/Game (19.7) | t-5 <sup>th</sup> |
| QB Hits (20)                  | t-7 <sup>th</sup> |
| Tackles for Loss (17)         | t-6 <sup>th</sup> |
| Points Allowed/Game (20.3)    | t-7 <sup>th</sup> |
| Total Net Yards/Game (334.7)  | 7 <sup>th</sup>   |
| Passing Yards/Game (224.7)    | 8 <sup>th</sup>   |
| Points/Drive Allowed (1.91)   | 10 <sup>th</sup>  |
| Rush Yards/Game (110.0)       | 12 <sup>th</sup>  |
| Yards/Play (5.49)             | 12 <sup>th</sup>  |

## IN THE MIX IN THE NFL'S TOUGHEST DIVISION

Arizona enters Week 4 with a 2-1 record and trail only Seattle in what has been the NFL's toughest division in 2020.

Through three weeks, the NFC West has compiled a 9-3 record and it is the only division in the NFL in which all four teams have a winning record. No other division has more than seven wins so far in 2020.

The NFC West is also the only division in which each team has a positive point differential.

### 2020 NFC West Standings

| Team           | W        | L        | PF        | PA        | Hm         | Road       | Div        | Conf       |
|----------------|----------|----------|-----------|-----------|------------|------------|------------|------------|
| Seattle        | 3        | 0        | 111       | 86        | 2-0        | 1-0        | 0-0        | 2-0        |
| <b>Arizona</b> | <b>2</b> | <b>1</b> | <b>77</b> | <b>61</b> | <b>1-1</b> | <b>1-0</b> | <b>1-0</b> | <b>2-1</b> |
| L.A. Rams      | 2        | 1        | 89        | 71        | 1-0        | 1-1        | 0-0        | 2-0        |
| San Francisco  | 2        | 1        | 87        | 46        | 0-1        | 2-0        | 0-1        | 1-1        |

### This week in the NFC West:

Arizona (2-1) at Carolina (1-2)  
Seattle (3-0) at Miami (1-2)  
L.A. Rams (2-1) vs. N.Y. Giants (0-3)  
San Francisco (2-1) vs. Philadelphia (0-2-1)



## GREAT GAINS UNDER VANCE

Dating back to the final four games of last season, Arizona's defense under coordinator **Vance Joseph** ranks:

### NFL Defensive Ranks (Since Week 14 of 2019)

| Statistic                       | Rnk               |
|---------------------------------|-------------------|
| Rushing TDs Allowed (3)         | t-3 <sup>rd</sup> |
| Passing Yards/Game (213.4)      | 5 <sup>th</sup>   |
| Sacks (21)                      | t-4 <sup>th</sup> |
| Yards/Play Allowed (5.25)       | 6 <sup>th</sup>   |
| TDs Allowed (15)                | t-8 <sup>th</sup> |
| Red Zone TD % (48.0)            | 8 <sup>th</sup>   |
| Points Allowed/Game (21.7)      | 9 <sup>th</sup>   |
| Net Yards Allowed/Game (331.4)  | 10 <sup>th</sup>  |
| 3rd Down Conversion Pct. (38.9) | 11 <sup>th</sup>  |



## AN INTERIOR PUSH

The Cardinals interior defensive linemen have spent a significant amount of time in the opponents backfield so far this season.

**Corey Peters, Zach Allen, Jordan Phillips** and **Angelo Blackson** have combined for 6.0 sacks, six tackles for loss and seven QB hits so far in 2020. Arizona's defensive line has the nearly the same number of sacks through three games in 2020 (6.0) as it had all of last season (7.0).



### Cardinals D-Line Pressure in 2020

| Player          | Sack | QBH | TFL |
|-----------------|------|-----|-----|
| Corey Peters    | 2.0  | 2   | 2   |
| Jordan Phillips | 2.0  | 1   | 1   |
| Zach Allen      | 1.0  | 2   | 2   |
| Angelo Blackson | 1.0  | 2   | 1   |

Peters and Phillips are among the nine interior defensive linemen in the NFL with at least 2.0 sacks in 2020.

### 2020 Sack Leaders - NFL Defensive Linemen

| Rnk | Player (Team)          | Sack |
|-----|------------------------|------|
| 1   | Aaron Donald (LAR)     | 3.0  |
| 2t  | Corey Peters (AZ)      | 2.0  |
| 2t  | Jordan Phillips (AZ)   | 2.0  |
| 2t  | Leonard Williams (NYG) | 2.0  |
| 2t  | Ndamukong Suh (TB)     | 2.0  |
| 2t  | Denico Autry (Ind)     | 2.0  |
| 2t  | Quinnen Williams (NYJ) | 2.0  |
| 2t  | Kerry Hyder (SF)       | 2.0  |
| 2t  | Kingsley Keke (GB)     | 2.0  |

## NEWCOMERS MAKING THEIR MARK

The Cardinals invested in the defense during the offseason, making LBs **DeVondre Campbell** and LB **Devon Kennard** and DL **Jordan Phillips** their first three signings in free agency.

Three games into their Cardinals tenures, the trio have made a significant impact on an improved defensive unit. Collectively, they have combined for 30 tackles, five tackles for loss, 4.0 sacks, four QB hits, two passes defended and a forced fumble.

### CAMPBELL

• Had a highly productive outing against Washington in Week 2, finishing with 10 tackles, two tackles for loss and two passes defended. Joined Budda Baker (10/31/19 vs. San Francisco) and Adrian Wilson (9/30/12 vs. Miami) as the only Cardinals defenders in the last nine seasons (2012-20) to record at least 10 tackles, two tackles for loss and two passes defended in a game.

### KENNARD

• Notched his first sack as a Cardinal when he dropped Washington QB Dwayne Haskins for a five-yard loss in Arizona's home-opener in Week 2.  
 • Registered his second sack of the season when he took down Detroit QB Matthew Stafford for a nine-yard loss on 3<sup>rd</sup>-n-12 in the second quarter. Also added three tackles, a tackle for loss and two QB hits.  
 • Including his 3.0 sacks in last year's season-opener as a member of the Lions, the Phoenix native has 5.0 sacks in his last three games at State Farm Stadium.

### PHILLIPS

• In Week 2, strip-sacked Haskins at the Cardinals 15-yard line to end a Washington scoring threat just three plays after Arizona turned the ball over.  
 • Last week vs. Detroit, posted two tackles, a sack, a tackle for loss and a QB hit. Sack of Stafford came on a 3<sup>rd</sup>-n-6 from the AZ 9-yard line, forcing a FG.



## RUN GAME CONTINUES TO PRODUCE

The Cardinals have rushed for 449 yards and five TDs on 95 attempts (4.7 avg.) so far in 2020. After ranking #10 overall in 2019 in the first year under head coach **Kliff Kingsbury**, the Cardinals rank #7 in rushing yards in 2020.

### NFL Leaders – Team Rushing Yards (2020)

| Rnk | Team          | Yds | Att | Avg | TD |
|-----|---------------|-----|-----|-----|----|
| 1   | New England   | 534 | 105 | 5.1 | 7  |
| 2   | Green Bay     | 515 | 93  | 5.5 | 4  |
| 3t  | Cleveland     | 511 | 99  | 5.2 | 5  |
| 3t  | L.A. Rams     | 511 | 111 | 4.6 | 6  |
| 5   | Baltimore     | 499 | 88  | 5.7 | 3  |
| 6   | L.A. Chargers | 455 | 106 | 4.3 | 3  |
| 7   | Arizona       | 449 | 95  | 4.7 | 5  |
| 8   | Minnesota     | 440 | 73  | 6.0 | 4  |
| 9   | Kansas City   | 423 | 87  | 4.9 | 2  |
| 10  | Pittsburgh    | 419 | 90  | 4.7 | 2  |



### HIGHLIGHTS IN THE RUN GAME UNDER KINGSBURY

- In 19 games under Kingsbury, the Cardinals have rushed for 2,439 yards and 23 TDs on 491 carries (5.00 avg.). That is an average of 128.3 yards per game.
- Arizona has rushed for 100+ yards in 13 of 19 games played under Kingsbury.
- With the victory over Washington in Week 2, Arizona improved to 6-1 in games it has rushed for 150+ yards under Kingsbury.
- Arizona rushed for 180 in Week 1 at San Francisco and followed up with 160 yards vs. Washington in Week 2. It marked the first time since 1979 the Cardinals rushed for 160+ yards in each of the first two games of a season.
- The win over Washington in Week 2 marked the seventh time the Cardinals have rushed for 150+ yards under Kingsbury. Arizona had seven such games in the three seasons (2016-18) prior to his arrival.

## 2020 SEASON HIGHLIGHTS

### TAKING DOWN THE NFC CHAMPS IN WEEK 1

The Cardinals defeated the defending NFC Champion San Francisco 49ers 24-20 in the season-opener at Levi's Stadium. With the victory, Arizona earned its first Week 1 win since 2015 and first Week 1 road victory since 2010.

With the victory, Arizona improved to 5-2 at Levi's Stadium. The Cardinals also improved to 9-2 in their last 11 games vs. the 49ers.

### COMING FROM BEHIND FOR THE WIN

• The Cardinals (who trailed 13-10 entering the 4<sup>th</sup> quarter) were one of seven teams to come back to win after trailing in the fourth quarter on Kickoff Weekend (Chicago, Jacksonville, Las Vegas, the L.A. Chargers, Tennessee and Washington). That is the most 4<sup>th</sup>-quarter comeback victories on Kickoff Weekend since 2016 (nine teams).

• Arizona trailed 10-0 early and entered the 4<sup>th</sup> quarter trailing 13-10 but went on to earn the comeback victory. In 2019, the Cardinals were 0-7-1 in games they trailed entering the fourth quarter. Prior to the win over the Niners, the last time the Cardinals won a game in which they trailed entering the fourth quarter was on 10/28/18 vs. San Francisco (trailed 12-3 entering the fourth and won 18-15).

• The Cardinals comeback victory was the result of two long fourth quarter TD drives (94 and 75 yards). It marked the first time since 2016 (12/18 vs. New Orleans; 75 and 75 yards) that Arizona had multiple TD drives of 75+ yards in the fourth quarter/OT of a game.

### LONG SUNDAY DRIVES IN 2020

Through three games, Arizona has six scoring drives of 10+ plays (14, 12, 11, 11, 10, 10) and eight scoring drives of 70+ yards (94, 80, 75, 75, 75, 75, 74, 74).

### YARDS BY THE BUNCH

Arizona posted 404 net yards in Week 1 at San Francisco and 438 yards in Week 2 vs. Washington. The Cardinals have reached 400+ total yards six in 19 games under head coach **Kliff Kingsbury**. Arizona reached 400+ yards just once over the two seasons combined (2017-18) prior to Kingsbury's arrival.

The 2020 season marked just the second time in franchise history (1976) that the Cardinals posted 400+ net yards and 20+ first downs in each of the first two games of a season.

### SPREADING THE BALL AROUND

In the victory over Washington in Week 2, Arizona had four different players post 50+ receiving yards – **DeAndre Hopkins** (68), **Andy Isabella** (67), **Christian Kirk** (57) and **Larry Fitzgerald** (50) - and two different players rush for 60+ yards - **Kenyan Drake** (86) and **Kyler Murray** (67).

Arizona has had receiver posted 100+ yards in a game twice (**DeAndre Hopkins** - 151 & 137), a receiver post 10+ receptions twice (Hopkins - 14 & 10) and a receiver posted multiple TD catches once (**Andy Isabella** - 2).

### SACKS FOR EVERYONE

Through three games, the Cardinals have had seven different players record at least 1.0 sack: **Corey Peters** (2.0), **Haason Reddick** (2.0), **Devon Kennard** (2.0), **Jordan Phillips** (2.0), **Angelo Blackson** (1.0), **Chandler Jones** (1.0) and **Zach Allen** (1.0).

## BY THE NUMBERS

**65**

Receptions for WR Larry Fitzgerald in 10 career regular season games against the Panthers. Fitzgerald has more receptions and receiving yards (846) against Carolina than he does against any other team outside the NFC West.

**1**

NFL ranking for WR DeAndre Hopkins in reception (32), receiving yards (356) and first down receptions (21) in 2020. Hopkins' 32 catches are the most in NFL history for a player in his first three games with a team. Only two players in NFL history - Michael Thomas (38 in 2018) and Julio Jones (34 in 2015) had more receptions in the first three games of a season.

**28**

Tackles for S Budda Baker in 2020. After leading all NFL DBs with 147 tackles in 2019, Baker leads all NFL DBs in tackles again this season.

**2**

Teams in the NFL that rank in the top-10 in both total offense and total defense this season: Arizona (#10 offense; #7 defense) and the L.A. Chargers. The Cardinals are the only team in the NFC that ranks in top-10 in total offense and total defense in 2020.

**28.6**

Opponent third down percentage (10-of-35) allowed by the Cardinals defense through three games. That percentage leads the NFL.

**30.8**

Opponent red zone TD percentage (4-of-13) in 2020. Only the Chargers (22.2%) have a better red zone TD percentage than the Cardinals this season.

**9-3**

Combined record for the four teams in the NFC West in 2020. The division leads the NFL in wins and is the only division in the league in which all four teams have a winning record and all four teams have a positive point differential.

**21**

Consecutive games in which Hopkins has at least five receptions. That is the longest active streak in the NFL and the second-longest streak in NFL history (Antonio Brown - 36 straight).

**32**

Total TDs (24 passing, 8 rushing) for QB Kyler Murray in his first 19 career games.

**4**

Rushing TDs for Murray in 2020. He has as many rushing TDs in three games this season as he had in 16 games as a rookie.

**2**

Players in the NFL this season that have 700+ passing yard and 100+ rushing yards: Kyler Murray (786 pass; 187 rush) and New England's Cam Newton (714 pass; 149 rush).

**61.0**

Sacks for LB Chandler Jones in 67 career games with the Cardinals. His 61.0 sacks dating back to 2016 are six more than any other player in the NFL has during that span (Aaron Donald ranks second with 55.0).

**7**

Times that second-year WR Andy Isabella has been targeted in the last two games. Those targets have resulted in six receptions for 114 yards and two TDs.

**6.0**

Sacks for Cardinals defensive linemen Corey Peters (2.0), Jordan Phillips (2.0), Angelo Blackson (1.0) and Zach Allen (1.0) this season. Arizona's defensive line has nearly as many sacks in three games this season (6.0) as it had in 16 games in 2019 (7.0).

**9**

Interior defensive linemen in the NFL this season that have at least 2.0 sacks. The Cardinals - Corey Peters (2.0) and Jordan Phillips (2.0) - are the only team in the NFL with multiple players in that group.

**13**

Games - out of 19 total under head coach Kliff Kingsbury - in which the Cardinals have rushed for 100+ yards. Arizona has at least 100 rushing yards in all three games this season and in five of the last six games overall.

**12**

Rushing TDs for the Cardinals in their last six games dating back to last season.

**69.6**

Cardinals conversion rate on fourth down (16-of-23) under head coach Kliff Kingsbury. Dating back to last season, only Baltimore (70.4%) has a better conversion percentage on fourth down than Arizona.

**2**

Cardinals all-time regular season road wins against the Panthers, which came in back-to-back years (2001 and 2002).

## WHAT TO LOOK FOR IN WEEK 4

### WITH A WIN THIS WEEK...

- Arizona would earn victories in its first two road games in a season for the first time since 2015 and for just the third time (2015, 2009) in the last 29 years.
- The Cardinals would earn their first regular season road win at Carolina since 2002.

### MILESTONES WITHIN REACH

#### QB Kyler Murray

• With a rushing TD, would become the first QB in the Super Bowl era to rush for a TD in each of the first four games of a season. He would become the first player in franchise history - regardless of position - with at least one rushing TD in each of the first four games of a season.

• With both a passing and rushing TD, Murray would join Jim Hart (4 straight in 1968) as the only players in history with both a passing and rushing TD in at least four consecutive games.

#### WR Larry Fitzgerald

• With a reception, Fitzgerald would have at least one catch in 247 consecutive games, extending the second-longest streak in NFL history (Jerry Rice - 274).

• With 100+ receiving yards, Fitzgerald would have 50 career 100-yard games to extend his franchise record. He would have more than the players in second and third place on the franchise all-time list combined (49).

#### LB Chandler Jones

• With a sack, Jones would have 4.0 sacks in four career games against Carolina. It would also give him 62.0 sacks in 68 career games with the Cardinals.

#### WR DeAndre Hopkins

• With 42 receiving yards, Hopkins would reach 9,000 receiving yards for his career. In NFL history, only Randy Moss, Calvin Johnson and Larry Fitzgerald would have reached 9,000 career receiving yards at a younger age than Hopkins, who will be 28 years, 120 days old on Sunday.

• With five receptions, Hopkins (37) would establish a franchise record for receptions in the first four games of a season. J.T. Smith (36 in 1989) holds the current mark.

• With five receptions, Hopkins would have 5+ catches in 22 consecutive games, extending the longest active streak in the NFL. It would represent the second-longest such streak in league history.

## WEEK 4 AROUND THE NFL

### Thursday, October 1

Denver Broncos at New York Jets - 5:20 PM (NFLN)

### Sunday, October 4

#### Arizona Cardinals at Carolina Panthers - 10:00 AM (FOX)

Baltimore Ravens at Washington - 10:00 AM (CBS)  
Pittsburgh Steelers at Tennessee Titans - 10:00 AM (CBS)  
Los Angeles Chargers at Tampa Bay Buccaneers - 10:00 AM (CBS)  
Seattle Seahawks at Miami Dolphins - 10:00 AM (FOX)  
Minnesota Vikings at Houston Texans - 10:00 AM (FOX)  
New Orleans Saints at Detroit Lions - 10:00 AM (FOX)  
Cleveland Browns at Dallas Cowboys - 10:00 AM (FOX)  
Jacksonville Jaguars at Cincinnati Bengals - 10:00 AM (CBS)  
Indianapolis Colts at Chicago Bears - 10:00 AM (CBS)  
New York Giants at Los Angeles Rams - 1:05 PM (FOX)  
Buffalo Bills at Las Vegas Raiders - 1:25 PM (CBS)  
New England Patriots at Kansas City Chiefs - 1:25 PM (CBS)  
Philadelphia Eagles at San Francisco 49ers - 5:20 PM (NBC)

### Monday, October 5

Atlanta Falcons at Green Bay Packers - 5:15 PM (ESPN)

## KEEPING UP WITH THE CARDINALS

Last year the Cardinals launched a new media site on NFL Online Media Guide ([www.NFLOMG.com](http://www.NFLOMG.com)).

The all-encompassing media resource has taken on special importance in following the Cardinals in 2020. Due to safety precautions put in place during the ongoing COVID-19 outbreak, hard copies of the game release, game books, transcripts and other team produced materials are not passed out during the week or on game day at State Farm Stadium.


The Cardinals OMG site is updated continuously and includes the following and more:

- Traditional media guide information
- Player bios that will feature career and seasons stats updated in real-time.
- Official league statistics from NFL GSI
- Tweet-ready charts and stat grids that update in real time
- Customizable in-game reports
- Final game books and statistics
- Records and milestones tracked live
- Postgame quotes



## KYLER MURRAY - AT A GLANCE

- Voted a team captain in 2020.
- Named the 2019 AP NFL Offensive Rookie of the Year.
- In 19 NFL starts, has completed 424-of-655 pass attempts (64.7%) for 4,508 yards and 24 TDs while rushing for 731 yards and eight TDs on 119 carries (6.1 avg.).



- In 2020, became the first QB in NFL history to rush for 150+ yards and 3+ TDs in the first two games of a season.

- Became just the 6<sup>th</sup> different QB in NFL history with 3,500+ passing yards and 500+ rushing yards in a season. Joined Cam Newton (2011) as the only rookies in NFL history to accomplish the feat.

- Set franchise rookie records for wins by a QB (5), passing yards (3,722), TD passes (20), completions (349), attempts (542), and games with multiple TD passes (8).

- In franchise history, only Kurt Warner (3x) had a better completion percentage in a season than Murray had in 2019 (64.39).

- Became the first rookie QB in team history to start all 16 games in a season and was only rookie QB to start all 16 games in 2019 (NFL's first since 2016).

- His 544 rushing yards were the most by a QB in franchise history, surpassing the previous record of 501 (Hall of Famer Charley Trippi in 1951).

- First QB in team history to throw for 3,000+ yards and run for 500+ yards in a season.

- First QB in team history with 20+ TD passes and 4+ rushing TDs.

- Joined Carson Palmer and Kurt Warner as the only QBs in franchise history to have a passer rating of 90+ in at least seven games in a single season.

- One of three rookies in NFL history with at least five 300-yard passing performances: Andrew Luck (6 in 2012) and Daniel Jones (5 in 2019).

- Between Weeks 4-10, set an NFL rookie record with 211 consecutive pass attempts without an INT.

- First player in NFL history with 20+ completions in each of his first six games.

- Joined Cam Newton (2011) as the only QBs in NFL history to throw for 300+ yards in each of their first two career games.

- Became the first Cardinals rookie QB to start a season opener since Lamar McHan in 1954.

## FOUR RUSHING TDs THROUGH THREE GAMES

Through just three games in 2020, Murray (4) has equaled the number of rushing TDs he had in 16 games last season. Only three QBs in franchise history had more rushing TDs in a season than Murray has through three games this season.

Murray has joined King Hill (4 in 1959) as the only QBs in franchise history with at least four rushing TDs in the first three games of a season.

### Franchise Record – Rushing TDs by QB (Season)

| Rnk | Player (Year)              | TDs | Gms |
|-----|----------------------------|-----|-----|
| 1   | Jim Hart (1968)            | 6   | 13  |
| 2t  | King Hill (1959)           | 5   | 11  |
| 2t  | Lamar McHan (1956)         | 5   | 12  |
| 4t  | <b>Kyler Murray (2020)</b> | 4   | 3   |
| 4t  | Kyler Murray (2019)        | 4   | 16  |
| 4t  | Jake Plummer (1998)        | 4   | 16  |
| 4t  | Charley Trippi (1952)      | 4   | 11  |
| 4t  | Charley Trippi (1951)      | 4   | 12  |
| 4t  | Arnie Horween (1922)       | 4   | 11  |

Murray has at least one rushing TD in all three games this season. No player in franchise history (regardless of position) had a rushing TD in each of the first four games of a season. With a rushing TD this week, Murray would join Jim Hart (4 straight in 1968) as the only QBs in franchise history with a rushing TD in at least four straight games.



## MURRAY CAN DO IT ALL

In 19 NFL starts, second-year QB **Kyler Murray** has completed 424-of-655 pass attempts (64.7%) for 4,508 yards and 24 TDs while rushing for 731 yards and eight TDs on 119 carries (6.1 avg.).

In leading the Cardinals to a 2-1 record this season, Murray has thrown for 786 yards and four TDs while rushing for 187 yards and four TDs.

He joins New England's Cam Newton as the only QBs in the NFL with 700+ passing yards and 100+ rushing yards in 2020. He is the only player in the NFL with at least four passing TDs and four rushing TDs.



### Quarterbacks w/ 700+ Pass Yards and 100+ Rush Yards (2020)

| Player (Team)            | Pass       | TD       | Rush       | TD       |
|--------------------------|------------|----------|------------|----------|
| <b>Kyler Murray (AZ)</b> | <b>786</b> | <b>4</b> | <b>187</b> | <b>4</b> |
| Cam Newton (NE)          | 714        | 2        | 149        | 4        |

Last week's game against Detroit (2 passing, 1 rushing TD) was Murray's third consecutive game with both a passing and rushing TD. In franchise history, only Jim Hart (4 straight in 1968) had a longer streak.

### Franchise Record – Consecutive Games w/ Pass & Rush TD

| Rnk | Player              | Gms      | Year(s)     |
|-----|---------------------|----------|-------------|
| 1   | Jim Hart            | 4        | 1968        |
| 2t  | <b>Kyler Murray</b> | <b>3</b> | <b>2020</b> |
| 2t  | Charley Johnson     | 3        | 1962-63     |
| 4t  | Jim Hart            | 2        | 1969        |
| 4t  | Charley Trippi      | 2        | 1951        |

Last week's game vs. Detroit also marked Murray's ninth career game with multiple TD passes. Despite being just three games into his second season, he has already established a franchise record for most games with multiple TD passes in a player's first two NFL seasons.

### Franchise Record – Games w/ 2+ TD Passes (1st 2 Seasons)

| Rnk | Player (Years)                | Gms      |
|-----|-------------------------------|----------|
| 1   | <b>Kyler Murray (2019-20)</b> | <b>9</b> |
| 2   | Jake Plummer (1997-98)        | 8        |
| 3   | Sam Etcheverry (1961-62)      | 7        |
| 4t  | Jim Hart (1966-67)            | 6        |
| 4t  | M.C. Reynolds (1958)          | 6        |
| 4t  | Lamar McHan (1954-55)         | 6        |

Murray now has 24 TD passes in his career. He is just 9 shy of passing Jake Plummer's franchise record for TD passes in a player's first two NFL seasons (32).

### Franchise Record – TD Passes in 1st 2 NFL Seasons

| Rnk | Player (Years)                | TDs       |
|-----|-------------------------------|-----------|
| 1   | Jake Plummer (1997-98)        | 32        |
| 2   | <b>Kyler Murray (2019-20)</b> | <b>24</b> |
| 3   | Jim Hart (1966-67)            | 19        |
| 4   | Paul Christman (1945-46)      | 18        |
| 5   | Lamar McHan (1954-55)         | 17        |

## RUNNING IT IN FROM A DISTANCE

Murray had TD runs of 14 and 21 yards vs. Washington in Week 2. His 21-yard TD run in the fourth quarter was his third career TD run of 20+ yards (22-yarder at San Francisco in Week 1 of 2020; 22-yarder at San Francisco in Week 11 of 2019).

He is the only QB with at least three TD runs of 20+ yards dating back to last season.

### NFL Leaders – QB TD Runs of 20+ Yards (2019-20)

| Rnk | Player (Team)            | TD       |
|-----|--------------------------|----------|
| 1   | <b>Kyler Murray (AZ)</b> | <b>3</b> |
| 2   | Lamar Jackson (Bal)      | 2        |
| 3t  | Joe Burrow (Cin)         | 1        |
| 3t  | Taysom Hill (NO)         | 1        |
| 3t  | Ryan Tannehill (Ten)     | 1        |
| 3t  | Mitchell Trubisky (Chi)  | 1        |
| 3t  | Deshaun Watson (Hou)     | 1        |



Over the last 61 seasons (1960-2020), there have been six total TD runs of 20+ yards by a Cardinals QB. Murray has three of those TD runs in his last nine games.

### TD Runs of 20+ Yards by Cardinals QB (1960-2020)

| Player              | Opponent                        | Distance  |
|---------------------|---------------------------------|-----------|
| <b>Kyler Murray</b> | <b>9/20/20 vs. Washington</b>   | <b>21</b> |
| <b>Kyler Murray</b> | <b>9/13/20 @ San Francisco</b>  | <b>22</b> |
| <b>Kyler Murray</b> | <b>11/17/19 @ San Francisco</b> | <b>22</b> |
| Jake Plummer        | 10/27/02 @ San Francisco        | 34        |
| Neil Lomax          | 12/6/81 vs. New Orleans         | 22        |
| Jim Hart            | 9/24/67 @ Pittsburgh            | 23        |

## EXTRAORDINARY DUO

With the acquisition of WR **DeAndre Hopkins** this offseason, the Cardinals receiving corps now includes the only wideout to earn 1st-Team All-Pro honors each of the last three seasons (Hopkins) and the receiver who currently ranks second in NFL history in both receptions and receiving yards (**Larry Fitzgerald**).

Between the two All-Pros, Fitzgerald and Hopkins have combined for:



| Statistic                                | Total  |
|--|--------|
| Total Seasons Played                     | 23     |
| Pro Bowls                                | 15     |
| 1 <sup>st</sup> -Team All-Pro Selections | 4      |
| Games Played                             | 366    |
| Seasons of 1,000+ Receiving Yards        | 14     |
| Seasons of 10+ TD Receptions             | 8      |
| Seasons Leading NFL in TD Receptions     | 3      |
| Receptions                               | 2,054  |
| Receiving Yards                          | 26,135 |
| TD Receptions                            | 175    |
| 100-Yard Receiving Performances          | 81     |
| Games with multiple TD Catches           | 29     |
| Games with 10+ Receptions                | 28     |

*In their combined 23+ NFL seasons (374 possible games), Fitzgerald and Hopkins have missed a total of eight games. Neither player has ever posted of a season of fewer than 50 receptions or fewer than 700 receiving yards.*

### GREAT THINGS ACCOMPLISHED AT A YOUNGE AGE

In Week 11 of the 2019 season at Baltimore, Hopkins (27 years, 5 months, 12 days) became the second-youngest player in NFL history to reach 600 career receptions - behind only Larry Fitzgerald.

| NFL History – Youngest Players to Reach 600 Receptions | Player           | Age                         | Years   |
|--|------------------|-----------------------------|---------|
|  | Larry Fitzgerald | 27 years, 3 months, 20 days | 2004-10 |
|  | DeAndre Hopkins  | 27 years, 5 months, 12 days | 2013-19 |

Three weeks prior (Week 8 vs. Oakland), Hopkins (27 years, 4 months, 22 days) became the third-youngest player in NFL history to reach 8,000 career receiving yards behind only Fitzgerald and Hall of Famer Randy Moss.

| NFL History – Youngest Players to Reach 8,000 Receiving Yards | Player           | Age                         | Years   |
|---|------------------|-----------------------------|---------|
|   | Randy Moss       | 26 years, 9 months, 25 days | 1998-03 |
|   | Larry Fitzgerald | 27 years, 3 months, 20 days | 2004-10 |
|   | DeAndre Hopkins  | 27 years, 4 months, 22 days | 2013-19 |

*\*Fitzgerald reached 600 career receptions and 8,000 career receiving yards in the same game (Week 15 at Carolina in 2010).*

## ZOOMING IN ON ARIZONA

Among the many safety precautions taken at the outset of the COVID-19 pandemic earliest this year were changes in the way athletes and the media interact.

On March 23 - with both players and most media working from home - *Cardinals newly acquired LB Devon Kennard became the first NFL player ever to hold a press conference conducted entirely via Zoom.*


Over the next 142 days, Arizona held over 50 press conferences with players and staff before Kennard returned to speak with media over Zoom on the first day of training camp.

His was the first of 66 virtual press availabilities over the three weeks of training camp.

### STAY INFORMED OF MEDIA SCHEDULE

All media availability with Cardinals players and coaches this season are being conducted virtually via Zoom.

Members of the media are strongly encouraged to follow the Cardinals Media Relations Twitter account (@AZCardinalsMR) to receive info on times and participants for player and coach Zoom media availability both during the week and on game days.



## CARDS CAPTAINS

The Cardinals have eight captains for the 2020, as voted by their teammates. Four players are serving as a captain for the first time in their career.

### OFFENSE

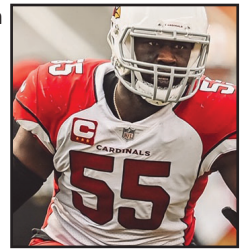
WR **Larry Fitzgerald** - 10<sup>th</sup> time being named a captain  
 QB **Kyler Murray** - 1<sup>st</sup> time captain  
 OL **D.J. Humphries** - 1<sup>st</sup> time captain

### DEFENSE

DL **Corey Peters** - 3<sup>rd</sup> time being named a captain  
 CB **Patrick Peterson** - 6<sup>th</sup> time being named a captain  
 LB **Chandler Jones** - 3<sup>rd</sup> time being named a captain  
 LB **Jordan Hicks** - 1<sup>st</sup> time captain

### SPECIAL TEAMS

LB **Dennis Gardeck** - 1<sup>st</sup> time captain



## PRO BOWL TALENTS STICKING AROUND

Earlier this offseason, the Cardinals acquired three-time 1<sup>st</sup>-team All-Pro WR **DeAndre Hopkins** in a trade with the Houston Texans. Prior to their season-opener (9/8), the team signed him to a contract extension that will keep the four-time Pro Bowler in Arizona through the 2024 season.


"I know this is a place that I want to be," Hopkins said of signing the extension. "This is an organization that I want to help build and become a contender for the years to come long as I'm here. And for me, that was something that was big and really something that my team also thought was big. The way that I play the game and what I bring to the game, being part of a team long term and helping build it is how I want my legacy to be remembered."



### 15 DAYS PRIOR - BAKER SIGNS HIS EXTENSION

On August 25, the Cardinals signed S **Budda Baker** to a four-year contract extension that keeps the Pro Bowl defender under contract with Arizona through the 2024 season.

"The bottom line is you can't find a player who plays with more intensity and passion," GM **Steve Keim** said of Baker after the deal was announced. "I can promise you there's very few of those guys across the National Football League. When you talk to guys like (Steelers head coach) Mike Tomlin and other coaches across the league prior to the game, the one name that comes up quite a bit is Budda Baker: 'That guy's different.'"



## COLLECTING TALENT FROM STATE #48

The Cardinals current roster includes six players who played either high school or college football in the state of Arizona. That includes 2020 seventh round pick RB **Eno Benjamin** - who had a record-breaking career at Arizona State. Benjamin (222<sup>nd</sup> overall) was *selected in nearly the same spot as the last ASU player drafted before him: S Pat Tillman (7th round, 226th overall) in 1998.*

The selection of Benjamin in 2020 marked the third consecutive year that the Cards drafted a player who played high school or college football in Arizona. In 2018 the team drafted WR **Christian Kirk** and in 2019 it was CB **Byron Murphy Jr.**

### Arizona Products on the Cardinals Roster


| Player                     | High School (City) / College | Draft Rnd - Year (Team) |
|----------------------------|------------------------------|-------------------------|
| RB <b>Eno Benjamin</b>     | Arizona State                | 7th-2020 (Cardinals)    |
| K <b>Zane Gonzalez</b>     | Arizona State                | 7th-2017 (Browns)       |
| QB <b>Brett Hundley</b>    | Chandler (Chandler)          | 5th-2015 (Packers)      |
| LB <b>Devon Kennard</b>    | Desert Vista (Phoenix, AZ)   | 5th-2014 (Giants)       |
| WR <b>Christian Kirk</b>   | Saguaro (Scottsdale)         | 2nd-2018 (Cardinals)    |
| CB <b>Byron Murphy Jr.</b> | Saguaro (Scottsdale)         | 2nd-2019 (Cardinals)    |

### A LOCAL KID RETURNS TO AZ, FOLLOWS IN FATHER'S CARDINALS FOOTSTEPS

One of the Cardinals top signings of the 2020 free agency period was LB **Devon Kennard**. He is the son of former Cardinals offensive lineman Derek Kennard Sr., who also played for the Los Angeles Express of the USFL in addition to the Saints and Cowboys.

Following his playing career, Derek returned to Arizona to raise his family. Devon grew up in Phoenix and starred at Desert Vista High School before attending USC.

When Devon took the field in Week 1 at San Francisco, the Kennards became the third father-son duo to play for the Cardinals, joining the Butlers (Kevin and Drew) and the Metcalfs (Terry and Eric).



## ELEVATING A FRANCHISE

The 2020 season is the 14<sup>th</sup> since owner **Michael Bidwill** began leading the organization. His leadership during that time has been instrumental in transforming the franchise both on and off the field.

### Highlights of Bidwill's tenure:

- Leading the list of Bidwill's accomplishments with the Cardinals is the creation of State Farm Stadium. In the first 14 seasons after opened in 2006, the team sold out all 144 games (preseason and postseason included) played at the world-class venue that has been awarded three Super Bowls.



- In addition to his role in helping Arizona land Super Bowls XLII and XLIX, he led the effort to land Super Bowl LVII (2023) in the spring of 2018. Michael was instrumental in getting the 2015 Pro Bowl moved to Arizona; played a week before Super Bowl XLIX and the 2015 Pro Bowl combined to deliver a record economic impact of \$720 million to the region.

- By the time it hosts Super Bowl LVII, State Farm Stadium will have undergone \$100 million in improvements including parking infrastructure, state-of-the-art wifi, video boards, sound system upgrades and club-area enhancements since it staged Super Bowl XLIX.

- Of the Cardinals seven all-time postseason wins, five have come with Bidwill's leading the team. Arizona has played in nine postseason contests over the last 13 seasons, after playing just seven prior to his tenure as team president.

- AZ has appeared in the NFC Championship Game twice since 2008, including a victory in the 2008 conference title game that led to the team's first-ever Super Bowl appearance (Super Bowl XLIII).

- In January of 2018, Michael was one of five owners named to the NFL's Player-Owner Committee focused on social and racial justice initiatives. In December of 2014, Commissioner Roger Goodell tapped Bidwill to chair the league's Conduct Committee.

- In January of 2019, Michael received the Paul Tagliabue Award from the Fritz Pollard Alliance for demonstrating integrity and leadership in the area of career development for minorities and advocating for diversity.

### Cardinals Under Michael Bidwill (2007-Present)

| Statistic                          | Totals    |
|------------------------------------|-----------|
| Regular Season Record              | 104-105-2 |
| Postseason Record                  | 5-4       |
| Overall Record                     | 109-109-2 |
| Overall Win Pct.                   | .500      |
| Regular Season Home Record         | 62-42-2   |
| Postseason Home Record             | 4-0       |
| Overall Home Record (RS+post)      | 66-42-2   |
| Seasons with .500 Record or Better | 8         |
| Seasons with 10+ Wins              | 4         |
| Best Regular Season Record         | 13-3      |
| Postseason Berths                  | 4         |
| Division Titles                    | 3         |
| Conference Championship Games      | 2         |
| Super Bowl Appearances             | 1         |

## KEIM HAS BUILT SOME OF THE BEST

**Steve Keim** was promoted to GM on January 8, 2013 after 14 seasons in the Cardinals organization. The team has experienced unprecedented success during his tenure as GM. The teams put together by Keim have been some of the most successful in franchise history.



- In 2014, the Cardinals tied the franchise record for wins in a season (11) before setting a new mark in 2015 when Arizona won 13 games and earned its first-ever postseason bye.

- During Keim's tenure, Arizona has established franchise records for wins in a season (13 in 2015), points in a season (489 in 2015), led the NFL in total offense for the first time in team history (#1 in 2015) and led the NFL in sacks for the second time ever (48.0 in 2016).

- Selected QB **Kyler Murray** with the #1 overall pick in the 2019 NFL Draft. Murray was named the NFL Offensive Rookie of the Year following a record-setting season.

- Among the trades negotiated by Keim during his tenure as GM are the acquisition of QB Carson Palmer from Oakland in 2013, acquiring LB **Chandler Jones** from New England in 2016 and the trade that landed WR **DeAndre Hopkins** from Houston in 2020. During the 2019 season, Keim also orchestrated a trade with Miami for RB **Kenyan Drake**.

- Arizona has featured a top-10 defense four times and a top-10 offense twice dating back to Keim's first season as GM. The Cardinals had a top-10 defense in three consecutive seasons (2015-17) for the first time since the 1970 merger.

- Named *Sporting News* 2014 NFL Executive of the Year and earned back-to-back NFL Executive of the Year honors from Pro Football Talk (2013-14).

## CARDINALS TAKE PART IN PUSH FOR JUSTICE

Throughout the 2020 season, Cardinals players and coaches are joining the rest of the NFL in honoring and memorializing victims of systemic racism and showing their support for Social Justice efforts by displaying names or phrases as decals on the back of their helmets and patches on their caps.



The season-long effort highlights the actions being taken to reach solutions, engages fans to act, and gives players and coaches a platform on gameday to share their voice and efforts to inspire change. Together, the NFL is joining its players and coaches in building awareness, educating fans, and paying homage to those who deserve to have their legacies live on.

The NFL will partner with players to tell the stories of the victims or phrase that they have chosen to honor on their helmets. Fans will be able to learn more about these stories and how to get involved at [nfl.com/inspirechange](http://nfl.com/inspirechange).

Among the Cardinals players taking part in the campaign in 2020:

| Player              | Helmet Decal Cause |
|---------------------|--------------------|
| RB Kenyan Drake     | Stop Hate          |
| WR DeAndre Hopkins  | Denmark Vesey      |
| QB Kyler Murray     | End Racism         |
| DL Corey Peters     | End Racism         |
| QB Brett Hundley    | George Floyd       |
| OL Kelvin Beachum   | Breonna Taylor     |
| K Zane Gonzalez     | Vanessa Guillen    |
| WR Andy Isabella    | It Takes All of Us |
| LB Devon Kennard    | It Takes All of Us |
| DL Rashard Lawrence | Stop Hate          |
| DL Zach Allen       | Stop Hate          |

### CARDINALS SPEAKING UP

Throughout the offseason, numerous Cardinals players spoke up about their own experiences and the importance of coming together to make meaningful change a reality in the United States.

#### DL Corey Peters - 8/28/20

DL **Corey Peters** spoke about how important it is that everyone engage in the conversations and understand other viewpoints:

*"One thing we want to do is be sensitive to one another, have compassion for one another and you know, we can disagree with certain things peacefully and all work towards the same goal of not only winning but make this a better country for everybody."*

#### OL D.J. Humphries - 8/28/20

OL **D.J. Humphries** spoke about his children being a major motivator in trying to help bring about change:

*"I know how to accept what the world has for you. I know how to maneuver in this world. But for my children, that's not what I want. I want my children to grow up in a fair world and grow up in a world where what the Constitution says is how it really is."*

#### Head Coach Kliff Kingsbury - 8/27/2020

Kingsbury talked about what the Cardinals players and coaches have been discussing and learning from each other during recent events across the country:

*"I had a great conversation with my dad over the summer, and his perspective on things that was really valuable as we get closer to the season – the anthem, discussions and things of that nature."*

*"My dad was a longtime football coach but also a Marine. He served in Vietnam, received a Purple Heart. Talking to him, there were two words that really stood out. One was respect, and the second thing was understanding. Respect viewpoints people have on this topic. They're very personal and very passionate. And respect their right to express themselves."*

*"You've got to understand, at its core, what this is really about. It's always been about drawing attention to the social injustice that continues to take place. We saw it again this week with Jacob Blake. It's about increasing awareness that racism exists, police brutality against people of color continues to happen, and let's not confuse it with something else and make the narrative different."*

*"My biggest takeaway from talking to my dad is that kneeling doesn't reflect a lack of patriotism or respect for the military in any way, just like standing during the anthem doesn't mean you're OK with racism or social injustice. It's important to respect and understand that. These are important issues that need to be addressed, and important conversations that need to be had. I'm grateful that I've been able to be around a great group of guys that have enlightened me – hearing their stories and their struggles. Those conversations will continue throughout the year. I just hope we can all continue to push in the right direction."*

#### QB Kyler Murray - 6/17/20

Following the death of George Floyd and the resulting protests around the country, Murray spoke the change he saw happening in real time:

*"There is a lot of hate in this world, but at the same time, what's happening and what we're seeing right now, it's huge. I don't condone rioting and stuff like that, but the peaceful protests, I think they're great, they're amazing. Whether it takes years, I feel like we're getting there. At least we're making a step towards it."*



## 15TH SEASON AT STATE FARM STADIUM

The Cardinals opened the 15<sup>th</sup> season at State Farm Stadium with a 30-15 victory over Washington in Week 2.

With the win over Washington, Arizona improved to 10-5 in home openers at State Farm Stadium.

Opened in 2006, State Farm Stadium has proved a catalyst for the Cardinals success in the last decade-plus.

The Cardinals have posted a winning record at home in eight of 14 full seasons at State Farm Stadium, earning four playoff berths and three NFC West titles during that time. The Cardinals finished .500 or better just twice and made the playoffs only one time in 18 seasons prior.

Below is a look at the results at State Farm Stadium compared to 18 seasons at Sun Devil Stadium.



| Overall Comparison Statistic   | 14+ seasons at State Farm Stadium | 18 seasons at Sun Devil Stadium |
|--------------------------------|-----------------------------------|---------------------------------|
| Sellouts                       | 144                               | 12                              |
| Regular Season Home Record     | 65-47-2                           | 64-80                           |
| Home Win %                     | .579                              | .444                            |
| Postseason Record              | 5-4                               | 1-1                             |
| Postseason Home Record         | 4-0                               | 0-0                             |
| Seasons w/ Winning Record      | 5                                 | 1                               |
| Seasons w/ Winning Home Record | 8                                 | 4                               |
| Postseason Berths              | 4                                 | 1                               |
| Division Titles                | 3                                 | 0                               |
| Conference Championship Games  | 2                                 | 0                               |
| Super Bowl Appearances         | 1                                 | 0                               |

In five seasons between 2013-17, the Cardinals posted a winning record each season, which represents the longest such streak in franchise history. Between 2007-17 Arizona posted a record of .500 or better in 11 consecutive seasons.

### 14 SEASONS AND 144 SELLOUTS

Arizona sold out every game (preseason and postseason included) in the first 14 seasons at the venue. There were only 12 games that sold out in time to be televised locally in 18 years at Sun Devil Stadium.

### BIRD GANG BRINGS THE NOISE - ONE OF THE NFL'S LOUDEST VENUES

Dating back to the inaugural year at State Farm Stadium in 2006, Cards opponents have accumulated 182 accepted false start penalties in the regular season. That is the most for any home team in the NFL during that span.

### NFL Leaders - Opponent False Start Penalties (2006-)

| Rnk | Home Team | FS  | Stadium                              |
|-----|-----------|-----|--------------------------------------|
| 1   | Cardinals | 182 | State Farm Stadium                   |
| 2   | Seahawks  | 162 | CenturyLink Field                    |
| 3   | Titans    | 161 | Nissan Stadium                       |
| 4   | Vikings   | 152 | U.S. Bank Stadium/Metrodome/TCF Bank |
| 5   | Lions     | 147 | Ford Field                           |

## FITZ TIES STADIUM RECEPTIONS RECORD

Last week's game vs. Detroit was WR **Larry Fitzgerald's** 112<sup>th</sup> career game at State Farm Stadium. He has now appeared in 112 of 114 regular season games played at the venue since it opened in 2006.

With eight receptions in the first two home games this season, the 11-time Pro Bowler now has 646 career receptions at State Farm Stadium.

That ties Hall of Famer Jerry Rice (646 at Candlestick Park) for the most receptions in NFL history at a single stadium.



### NFL History - Receptions By Stadium

| Rnk | Player (Team)         | Rec | Stadium            |
|-----|-----------------------|-----|--------------------|
| 1   | Larry Fitzgerald (AZ) | 646 | State Farm Stadium |
| 1   | Jerry Rice (SF)       | 646 | Candlestick Park   |
| 3   | Andre Johnson (Hou)   | 560 | NRG Stadium        |
| 4   | Cris Carter (Min)     | 531 | Mall of America    |
| 5   | Marvin Harrison (Ind) | 515 | RCA Dome           |

Fitzgerald's 7,909 career receiving yards at State Farm Stadium rank second in NFL history for a single venue behind Rice (9,403 at Candlestick Park).

### NFL History - Receiving Yards By Stadium


| Rnk | Player (Team)         | Yds   | Gms | Stadium            |
|-----|-----------------------|-------|-----|--------------------|
| 1   | Jerry Rice (SF)       | 9,403 | 119 | Candlestick Park   |
| 2   | Larry Fitzgerald (AZ) | 7,909 | 112 | State Farm Stadium |
| 3   | Andre Johnson (Hou)   | 7,776 | 88  | NRG Stadium        |
| 4   | Marvin Harrison (Ind) | 7,189 | 87  | RCA Dome           |
| 5   | Steve Largent (Sea)   | 6,822 | 101 | Kingdome           |

## THE PASSING OF A LEGEND

On September 17<sup>th</sup>, Hall of Fame safety **Larry Wilson** passed away at the age of 82.

A legendary figure in NFL history, Wilson spent more than 43 years with the Cardinals organization. Some of those highlights:

- A seventh-round selection in the 1960 Draft out of Utah, he played 13 seasons for the Cardinals
- Earned 8 Pro Bowl selections and was named 1<sup>st</sup>-team All-Pro 5 times
- Was named to both the NFL's 75<sup>th</sup> and 100<sup>th</sup> Anniversary teams
- Enshrined in the Pro Football Hall of Fame in 1978
- Held a variety of roles in the Cardinals front office from 1973-2002 including VP & General Manager from 1988-93



- Inducted into the Cardinals Ring of Honor at State Farm Stadium in 2006, his #8 jersey was retired at the end of his playing career - and is one just five retired jersey numbers in franchise history

Wilson played in 169 games and his toughness and versatility as a player have come to define the safety position. During his career, he is credited with originating the safety blitz, a tactic that was originally named "Wildcat" after Wilson's nickname.

To celebrate the NFL's 100<sup>th</sup> season last year, Wilson was one of six safeties (Jack Christiansen, Ken Houston, Ronnie Lott, Emlen Tunnell, Ed Reed) selected to the NFL 100 All-Time team after previously being named to the All-NFL team in 1994 to commemorate the league's 75<sup>th</sup> anniversary.

His 52 INTs are a Cardinals franchise record as are his 800 career INT return yards. Wilson led the NFL with 10 INTs in 1966, a year in which he established a franchise record with INTs in seven straight games, which also is tied for the second-longest streak in NFL history.

Regarded as one of the toughest players in NFL history, Wilson once intercepted a pass in a 1965 game against the Steelers with casts on both hands to protect broken fingers. He returned the INT 35 yards for a TD, giving the Cardinals a 21-17 victory.

Following his playing days, Wilson embarked on a 30-year career as a team executive with the Cardinals. He worked as the team's director of pro scouting (1973-76), director of pro personnel (1977-78) and also served as interim head coach for the final three games of the 1979 season, earning victories over the San Francisco 49ers and New York Giants.

Wilson was appointed to Vice President and General Manager with the team during the Cardinals inaugural season in Arizona in 1988, a position he served through 1993. Wilson continued his role as the team's Vice President until his retirement in 2003.

Larry Wilson was born on March 24, 1938 in Rigby, ID. He is survived by Nancy, his wife of 40 years, as well as daughter Christie, son Larry, Jr. and numerous grandchildren and one great-grandchild.

### REMEMBERING LARRY IN THEIR OWN WORDS

**Nancy Wilson** (Larry's wife of 40 years)

*"Larry Wilson was the kindest, most humble person that I will ever know. To most, he was this ferocious and fierce football player who some described as pound for pound the toughest player of his generation. To me, he was the most generous and gentle soul you would ever meet. For Larry, it was always about everyone else and what he could do for them. And especially in the times we live, that's something that that we could use more of today."*

**Michael Bidwill** (Cardinals Owner)

*"Besides my father, Larry Wilson was the most influential male figure in my life. He was someone who truly lived his faith and demonstrated it daily in the kindness he showed every single person he met. Any of us lucky enough to be in his orbit - whether that was for a few minutes or four decades - was always better off from the experience. I will remember Larry Wilson first as a fantastic person but then obviously as one of the greatest players the National Football League has ever seen. It's fitting that his passing coincides with the league's 100<sup>th</sup> birthday because his toughness and the way he revolutionized his position make him one of our game's most unforgettable figures. Whether on the field playing with casts on both hands or brightening the lives of every person he knew, Larry's selflessness defined who he was and how we will all remember him."*

**Roger Goodell** (NFL Commissioner)

*"For more than 40 years, Larry Wilson played a remarkable role in the history of the Cardinals and National Football League as a Hall of Fame player and team executive. While he will be recognized for his toughness and excellence on the field and his many contributions to the Cardinals organization, we will also remember Larry as loyal, humble and kind to everyone he met. Larry enriched the lives of many players and colleagues around the league."*

*Larry helped revolutionize the safety position in his 13 years as the versatile anchor of the Cardinals' defense. His toughness and football instincts earned him recognition as one of the greatest to ever play the game."*

## CHANDLER JONES - AT A GLANCE



- In April of 2020, was named to the NFL's 2010-19 All-Decade Team.
- Three-time Pro Bowler and two-time 1<sup>st</sup>-Team All-Pro.
- One of six NFL defenders to earn multiple 1<sup>st</sup>-team All-Pro selections in the last three seasons (2017-19). Became the fifth defender – and first LB – in Cardinals history to be named a 1<sup>st</sup>-team All-Pro multiple times.
- Leads the NFL in sacks (97.0) and forced fumbles (27) since entering the league in 2012. Just five players in NFL history had more sacks in their first eight seasons than Jones (97.0).
- Leads the NFL with 61.0 sacks since joining the Cardinals in 2016. Also tied for second in the league with 67 tackles for loss and tied for the league lead with 17 forced fumbles during that span.
- Had 13.0+ sacks in each of the last three seasons (2017-19), trailing only Pro Football Hall of Famer Reggie White (four) for the most consecutive 13.0-sack campaigns in NFL history.
- Only four different players in NFL history had more sacks in any three-year span than Jones had between 2017-19 (49.0).
- Only player in the NFL with 10.0+ sacks in each of the last five seasons (2015-19) and the first player in Cardinals history with at least four 10.0+ sack campaigns (2016-19).

• Earned Pro Bowl, first-team All-Pro (AP, PFWA, Sporting News) and NFC Defensive Player of the Year (NFL Committee of 101) honors after establishing a single-season franchise record with 19.0 sacks (second in the NFL) and setting career highs with eight forced fumbles (tied for first) and seven strip-sacks (first) in 2019.

• In 2019, became the third NFL player – first since Reggie White (1986) – to post 4.0+ sacks in multiple games in a season.

• Has at least one sack in 43 of 67 games with the Cardinals. No player in the NFL has more games with a sack than Jones during that span.

• Has been named NFC Defensive Player of the Month twice, AFC Defensive Player of the Month, NFL Rookie of the Month, AFC Defensive Player of the Week and NFC Defensive Player of the Week three times.

• Graduated from Syracuse University on Mother's Day in 2020 almost three years after his mother, Camille, passed away.

## JONES' DOMINANCE NOTHING NEW

Jones' success over the past few seasons is nothing new. Since he arrived in the NFL in 2012, he has had six seasons with double-digit sacks.

He is also the only player in the NFL with 10.0+ sacks in each of the last five seasons (2015-19).

Since entering the NFL in 2012, Jones leads the NFL in both sacks (97.0) and forced fumbles (27).


| NFL Leaders – Sacks (2012-) |                            |             |
|-----------------------------|----------------------------|-------------|
| Rnk                         | Player                     | Sacks       |
| 1                           | <b>Chandler Jones (AZ)</b> | <b>97.0</b> |
| 2                           | Von Miller (Den)           | 94.5        |
| 3                           | J.J. Watt (Hou)            | 92.5        |
| 4                           | Justin Houston (Ind)       | 86.5        |
| 5                           | Cameron Jordan (NO)        | 86.0        |

| NFL Leaders – Forced Fumbles (2012-) |                            |           |
|--------------------------------------|----------------------------|-----------|
| Rnk                                  | Player                     | FF        |
| 1                                    | <b>Chandler Jones (AZ)</b> | <b>27</b> |
| 2                                    | Robert Quinn (Dal)         | 25        |
| 3t                                   | Von Miller (Den)           | 23        |
| 3t                                   | J.J. Watt (Hou)            | 23        |
| 5                                    | Ryan Kerrigan (Was)        | 22        |

In his first eight NFL seasons, Jones had more sacks (96.0) than the NFL's all-time sacks leader - Bruce Smith - had at that point in his career (92.0). In fact, only five players in NFL history had more sacks in their first eight seasons.

### NFL History – Sacks in 1<sup>st</sup> Eight NFL Seasons

| Rnk | Player (Years)                  | Sacks       |
|-----|---------------------------------|-------------|
| 1   | Reggie White (1985-92)+         | 124.0       |
| 2   | DeMarcus Ware (2005-12)         | 111.0       |
| 3   | Jared Allen (2004-11)           | 105.0       |
| 4t  | Von Miller (2011-18)            | 98.0        |
| 4t  | Derrick Thomas (1989-96)+       | 98.0        |
| 6   | <b>Chandler Jones (2012-19)</b> | <b>97.0</b> |
| 7t  | Richard Dent (1983-90)+         | 93.0        |
| 7t  | Leslie O'Neal (1986-94)         | 93.0        |
| 7t  | Simeon Rice (1996-03)           | 93.0        |
| 10t | Bruce Smith (1985-92)+          | 92.0        |
| 10t | J.J. Watt (2011-18)             | 92.0        |



+Hall of Fame Inductee

## UNSTOPPABLE IN ARIZONA

Jones has 61.0 sacks in just 67 games with Arizona since he was acquired by the team in 2016.

### Franchise Career Leaders – Sacks (Top-5)

| Rnk | Player (Years)                | Sacks       | Gms       |
|-----|-------------------------------|-------------|-----------|
| 1   | Freddie Joe Nunn (1985-93)    | 66.5        | 131       |
| 2   | <b>Chandler Jones (2016-)</b> | <b>61.0</b> | <b>67</b> |
| 3   | Calais Campbell (2008-16)     | 56.5        | 138       |
| 4   | Simeon Rice (1996-2000)       | 53.5        | 79        |
| 5   | Curtis Greer (1980-88)        | 50.5        | 94        |



His 61.0 sacks easily lead the NFL over the last four-plus seasons (2016-20). In that span, his 17 forced fumbles are tied with Khalil Mack for the NFL lead.

### NFL Leaders – Sacks (2016-)

| Rnk | Player (Team)              | Sacks       |
|-----|----------------------------|-------------|
| 1   | <b>Chandler Jones (AZ)</b> | <b>61.0</b> |
| 2   | Aaron Donald (LAR)         | 55.0        |
| 3   | Danielle Hunter (Min)      | 48.5        |
| 4   | Cameron Jordan (NO)        | 48.0        |
| 5   | Von Miller (Den)           | 46.0        |

### NFL Leaders - Forced Fumbles (2016-)

| Rnk | Player (Team)              | FF        |
|-----|----------------------------|-----------|
| 1   | <b>Chandler Jones (AZ)</b> | <b>17</b> |
| 2   | Khalil Mack (Chi)          | 17        |
| 3   | Yannick Ngakoue (Min)      | 16        |
| 4   | T.J. Watt (Pit)            | 15        |
| 5   | Aaron Donald (LAR)         | 14        |

### 49.0 SACKS IN A THREE-YEAR SPAN (2017-19)

Jones was especially good over the last three seasons in Arizona (2017-19), totaling 49.0 sacks during that span. Only four different players in NFL history had more sacks over a three-year span.

### NFL History – Sacks Over 3-Year Period

| Rnk | Player                | Sacks       | Years          |
|-----|-----------------------|-------------|----------------|
| 1   | Reggie White*         | 57.0        | 1986-88        |
| 2   | Mark Gastineau        | 54.5        | 1983-85        |
| 3t  | Michael Strahan*      | 52.0        | 2001-03        |
| 3t  | Reggie White*         | 52.0        | 1985-87        |
| 5   | J.J. Watt             | 51.5        | 2012-14        |
| 6   | Reggie White*         | 50.0        | 1987-89        |
| 7   | <b>Chandler Jones</b> | <b>49.0</b> | <b>2017-19</b> |
| 8   | J.J. Watt             | 48.5        | 2013-15        |
| 9t  | Derrick Thomas*       | 48.0        | 1990-92        |
| 9t  | Lawrence Taylor*      | 48.0        | 1986-88        |

\*Hall of Fame Inductee

## A SUCCESSFUL OFFSEASON FOR JONES

A career year in 2019 was followed by a memorable offseason for Jones.

- In April, he was named to the NFL's 2010-19 All-Decade Team.
- On May 10, he graduated from Syracuse University with a degree in Human Development & Family Sciences.
- In March, he donated 150,000 meals to food banks in Arizona and in his hometown of Endicott, NY to assist families affected by the COVID-19 pandemic.

## ANOTHER STANDOUT SEASON FOR #55

Jones started all 16 games in 2019, finishing with 53 tackles, 19.0 sacks, 11 tackles for loss, 26 QB hits, five passes defended, eight forced fumbles, seven strip-sacks and three fumble recoveries.

### NFL Leaders – Sacks (2019)

| Rnk | Player (Team)              | Sacks       |
|-----|----------------------------|-------------|
| 1   | Shaquil Barrett (TB)       | 19.5        |
| 2   | <b>Chandler Jones (AZ)</b> | <b>19.0</b> |
| 3   | Cameron Jordan (NO)        | 15.5        |
| 4t  | Danielle Hunter (Min)      | 14.5        |
| 4t  | T.J. Watt (Pit)            | 14.5        |



### NFL Leaders – Forced Fumbles (2019)

| Rnk | Player (Team)              | FF       |
|-----|----------------------------|----------|
| 1t  | <b>Chandler Jones (AZ)</b> | <b>8</b> |
| 1t  | T.J. Watt (Pit)            | 8        |
| 3   | Shaquil Barrett (TB)       | 6        |
| 4   | Khalil Mack (Chi)          | 5        |
| 5   | 11 players tied            | 4        |

### NFL Leaders - Strip Sacks (2019)

| Rnk | Player (Team)              | SS       |
|-----|----------------------------|----------|
| 1   | <b>Chandler Jones (AZ)</b> | <b>7</b> |
| 2   | Shaquil Barrett (TB)       | 6        |
| 3   | T.J. Watt (Pit)            | 5        |
| 4t  | 5 players tied             | 4        |


## JONES IN ELITE COMPANY

Jones had 19.0 sacks in 2019, marking the third consecutive season (2017-19) he posted at least 13.0 sacks. Jones had a then career-high and NFL-leading 17.0 sacks in 2017 and 13.0 sacks in 2018.

With 13.0+ sacks in 2020, Jones can join Reggie White as the only players in NFL history with 13.0 or more sacks in at least four consecutive seasons.

### NFL History – Consecutive Seasons with 13.0+ Sacks

| Rnk | Player (Team)              | 13+      | Years          |
|-----|----------------------------|----------|----------------|
| 1t  | Reggie White (Phi)         | 4        | 1985-88        |
| 1t  | Reggie White (Phi/Gb)      | 4        | 1990-93        |
| 3t  | <b>Chandler Jones (AZ)</b> | <b>3</b> | <b>2017-19</b> |
| 3t  | Jared Allen (KC/Min)       | 3        | 2007-09        |
| 3t  | Simon Fletcher (Den)       | 3        | 1991-93        |
| 3t  | Derrick Thomas (KC)        | 3        | 1990-92        |
| 3t  | Kevin Greene (LAR)         | 3        | 1988-90        |
| 3t  | Dexter Manley (Was)        | 3        | 1984-86        |
| 3t  | Mark Gastineau (NY)        | 3        | 1983-85        |
| 3t  | Jacob Green (Sea)          | 3        | 1983-85        |



## LARRY FITZGERALD - AT A GLANCE

- An 11-time Pro Bowl selection, ranks second in NFL history in receptions (1,390) and receiving yards (17,167) and sixth in league annals with 120 TD receptions.

- Named a team captain in 2020, marking the 10th time in his career he has earned the honor.

- Selected by the Cardinals 3rd overall in the 2004 NFL Draft, is in his 17th season in Arizona in 2020. In team history, only QB Jim Hart (18) played more seasons with the team.

- Has played more games with the Cardinals (253) than any other WR in NFL history has played with a single team.

- Has an active streak of 87 consecutive starts, the longest active streak among NFL WRs.

- One of 10 WRs named to the NFL 100 All-Time Team in December 2019, joining nine Pro Football Hall of Famers as the only active player in the group.

- In April of 2020, named to the 2010-19 All-Decade Team by the Pro Football Hall of Fame's 48-member selection committee.

- Selected to a franchise-record 11 Pro Bowls, joining Hall of Fame WR Jerry Rice (13) as the only WRs in NFL history selected to the Pro Bowl at least 11 times.

- His streak of 246 consecutive games with a reception is the second-longest in NFL history. Has a catch in 252 of 253 career games played.

- His 1,390 career receptions are the most for any player in NFL history with a single team, surpassing the previous record held by Rice (1,281 with SF).

- Named a co-winner (along with QB Eli Manning) of the 2016 Walter Payton NFL Man of the Year award.

- At #69 on the NFL Networks Top-100 Players of 2020, has now made the All-100 Team in all 10 years of its existence. He is the only non-QB to accomplish that feat.

- The 2019 season marked the 13th time in 16 seasons he led the Cards in receiving yards. In NFL history, only Jerry Rice (15 times) led his team in receiving yards more times.

- Has caught at least one pass in all 42 different stadiums he has played in during his NFL career and has at least one TD reception in 27 different stadiums.

- In February of 2018, joined PGA pro Kevin Streelman in winning the Pebble Beach Pro-Am golf tournament. Became the first African-American amateur to win the event – which dates back to 1937 – and the first professional athlete to win the title since Dan Marino in 1988.



## SEASON #17 FOR FITZ

Fitzgerald is in his 17<sup>th</sup> NFL season in 2020 - all of which have come in a Cardinals uniform. No active player has spent more seasons with just one team than Arizona's 2004 first round pick.

### Seasons with One NFL Team (Active)


| Rnk | Player (Team)                        | Season |
|-----|--------------------------------------|--------|
| 1t  | <b>WR Larry Fitzgerald (Arizona)</b> | 17     |
| 1t  | QB Ben Roethlisberger (Pittsburgh)   | 17     |
| 1t  | LS Don Muhlbach (Detroit)            | 17     |
| 4t  | QB Aaron Rodgers (Green Bay)         | 16     |
| 4t  | LS L.P. Ladouceur (Dallas)           | 16     |

Only six players in NFL history played more seasons exclusively with one team than Fitzgerald in Arizona.

### NFL History – Most Seasons Spent w/ Only One Team

| Rnk | Player (Team)                    | Seasons |
|-----|----------------------------------|---------|
| 1   | K Jason Hanson (Det)             | 21      |
| 2t  | CB Darrell Green (Was)           | 20      |
| 2t  | OL Jackie Slater (LAR)           | 20      |
| 4   | OL Bruce Matthews (Ten)          | 19      |
| 5t  | K Pat Leahy (NYJ)                | 18      |
| 5t  | OL Jeff Van Note (Atl)           | 18      |
| 7t  | <b>WR Larry Fitzgerald (AZ)*</b> | 17      |
| 7t  | K Jim Bakken (AZ)                | 17      |
| 7t  | K Lou Groza (Cle)                | 17      |
| 7t  | OL David Binn (LAC)              | 17      |
| 7t  | QB John Brodie (SF)              | 17      |
| 7t  | OL Mike Kenn (Atl)               | 17      |
| 7t  | LB Ray Lewis (Bal)               | 17      |
| 7t  | QB Dan Marino (Mia)              | 17      |
| 7t  | LS Don Muhlbach (Det)*           | 17      |
| 7t  | QB Ben Roethlisberger (Pit)*     | 17      |
| 7t  | OL Mick Tingelhoff (Min)         | 17      |

\*Active player



## 253 AND COUNTING WITH AZ

Last Sunday's matchup against the Lions was Fitzgerald's 253<sup>rd</sup> career game - all of which have come with the Cardinals.

In NFL history, only 10 players have appeared in more games with a single team.

*Fitzgerald is the first WR in NFL history to appear in at least 250 career games with a single team.*

### NFL Leaders - Games w/ Single Team (All-Time)

| Rnk | Player (Team)                    | Games |
|-----|----------------------------------|-------|
| 1   | K Jason Hanson (Det)             | 327   |
| 2   | OL Bruce Matthews (Hou/Ten)      | 296   |
| 3   | CB Darrell Green (Was)           | 295   |
| 4   | QB Tom Brady (NE)*               | 285   |
| 5   | DE Jim Marshall (Min)            | 270   |
| 6   | K Sebastian Janikowski (Oak)     | 268   |
| 7   | OL Jackie Slater (LAR)           | 259   |
| 8   | OL David Binn (SD)               | 256   |
| 9   | QB Brett Favre (GB)              | 255   |
| 10  | TE Jason Witten (Dal)*           | 255   |
| 11  | <b>WR Larry Fitzgerald (AZ)*</b> | 253   |

\*Active Player

*In the 2019 season-opener against the Lions, Fitzgerald appeared in his 235th career game, establishing a new franchise record for career games played. He surpassed the previous record for games played held by former K Jim Bakken (234).*



## 246 STRAIGHT WITH A CATCH

Following last week's game against Detroit, Fitzgerald now has at least one catch in 246 consecutive games. That is the second-longest streak in NFL history behind Jerry Rice (274 straight).

*Fitzgerald's streak of 246 consecutive games with a catch is the longest in NFL history with a single team.*

Fitzgerald has at least one catch in 252 of 253 career games played. His streak began in Week 9 of his rookie season in 2004 at Miami.

### NFL Record - Consecutive Games with a Reception

| Rnk | Player (Years)                  | Games | Duration                     |
|-----|---------------------------------|-------|------------------------------|
| 1   | Jerry Rice (1985-2004)          | 274   | 18 years, 8 months, 15 days  |
| 2   | <b>Larry Fitzgerald (2004-)</b> | 246   | 15 years, 10 months, 21 days |
| 3   | Tony Gonzalez (2000-2013)       | 211   | 13 years, 26 days            |
| 4   | Marvin Harrison (1996-2008)     | 190   | 12 years, 3 months, 28 days  |
| 5   | Hines Ward (1998-2010)          | 186   | 12 years                     |

Among active streaks, Fitzgerald's run of 246 consecutive games with a reception is more than twice as long as the second-place player: Julio Jones (120 games).




## ACTIVE STARTS STREAK LEADS ALL WRS

Fitzgerald made his 87th consecutive start in last week's game in a streak that dates back to Week 14 of the 2014 season. The 37-year old Fitzgerald entered 2020 having started all 16 games in each of the last five seasons. *His 87 consecutive starts represent the longest streak among active NFL receivers* and is the 6<sup>th</sup>-longest streak among all active offensive players.

### NFL Leaders – Consecutive Starts by Offensive Players (Active)

| Rnk | Player (Team)                   | Starts |
|-----|---------------------------------|--------|
| 1   | QB Philip Rivers (Ind)          | 227    |
| 2t  | T Mitchell Schwartz (KC)        | 131    |
| 2t  | QB Russell Wilson (Sea)         | 131    |
| 4   | T Jake Matthews (Atl)           | 97     |
| 5   | C Jason Kelce (Phi)             | 92     |
| 6   | <b>WR Larry Fitzgerald (AZ)</b> | 87     |
| 7   | TE Kyle Rudolph (Min)           | 84     |
| 8t  | C Alex Mack (Atl)               | 83     |
| 8t  | T Morgan Moses (Was)            | 83     |
| 10  | T Alejandro Villanueva (Pit)    | 77     |



# FITZGERALD ON THE NFL'S ALL-TIME LISTS - WHERE HE RANKS

## GETTING CLOSER TO RICE'S RECEPTIONS RECORD

With all-time receptions leader **Jerry Rice** on hand at State Farm Stadium in Week 4 last season, **Fitzgerald** passed Hall of Fame TE **Tony Gonzalez** for second place on the NFL's all-time list for career receptions. With 1,390 career receptions, he is 160 catches from passing Rice for the all-time record.

### NFL All-Time Receptions Leaders

| Rnk | Player (Years)                   | Rec          |
|-----|----------------------------------|--------------|
| 1   | Jerry Rice (1985-04)+            | 1,549        |
| 2   | <b>Larry Fitzgerald (2004-)*</b> | <b>1,390</b> |
| 3   | Tony Gonzalez (1997-13)+         | 1,325        |
| 4   | Jason Witten (2003-17; 19-)*     | 1,217        |
| 5   | Marvin Harrison (1996-08)+       | 1,102        |

+Hall of Fame Inductee \*Active Player



Below is a breakdown of the reception total - by passer - for all players in top-5 in NFL history.

### RECEPTIONS BY PASSER - RICE/FITZGERALD/GONZALEZ/WITTEN/HARRISON

| Jerry Rice (23) |                    | Larry Fitzgerald (22) |                  | Tony Gonzalez (13) |                    |
|-----------------|--------------------|-----------------------|------------------|--------------------|--------------------|
| Rec             | Passer             | Rec                   | Passer           | Rec                | Passer             |
| 618             | Steve Young        | 363                   | Carson Palmer    | 419                | Trent Green        |
| 354             | Joe Montana        | 345                   | Kurt Warner      | 383                | Matt Ryan          |
| 202             | Rich Gannon        | 86                    | Kyler Murray     | 207                | Elvis Grbac        |
| 121             | Jeff Garcia        | 84                    | Josh McCown      | 120                | Damon Huard        |
| 62              | Elvis Grbac        | 82                    | John Skelton     | 74                 | Tyler Thigpen      |
| 53              | Steve Bono         | 70                    | Matt Leinart     | 53                 | Rich Gannon        |
| 32              | Jeff Kemp          | 70                    | Kevin Kolb       | 38                 | Brodie Croyle      |
| 25              | Rick Mirer         | 68                    | Drew Stanton     | 24                 | Chris Redman       |
| 22              | Matt Hasselbeck    | 54                    | Josh Rosen       | 2                  | Dominique Davis    |
| 10              | Steve Stenstrom    | 49                    | Derek Anderson   | 2                  | Quinn Gray         |
| 8               | Mike Moroski       | 32                    | Blaine Gabbert   | 1                  | Todd Collins       |
| 8               | Marques Tuiasosopo | 21                    | Ryan Lindley     | 1                  | Larry Johnson (RB) |
| 7               | Jeff Brohm         | 13                    | Max Hall         | 1                  | Warren Moon        |
| 6               | Ty Detmer          | 12                    | Sam Bradford     |                    |                    |
| 5               | Matt Cavanaugh     | 10                    | Shaun King       |                    |                    |
| 5               | Tee Martin         | 8                     | John Navarre     |                    |                    |
| 3               | Trent Dilfer       | 7                     | Rich Bartel      |                    |                    |
| 2               | Kerry Collins      | 6                     | Brian Hoyer      |                    |                    |
| 2               | Rob Johnson        | 5                     | Tim Rattay       |                    |                    |
| 1               | Cary Conklin       | 3                     | Mike Glennon     |                    |                    |
| 1               | Terry Kirby (RB)   | 1                     | Brett Hundley    |                    |                    |
| 1               | Harry Sydney (RB)  | 1                     | Brian St. Pierre |                    |                    |
| 1               | John Taylor (WR)   |                       |                  |                    |                    |

| Jason Witten (14) |                  | Marvin Harrison (7) |                 |
|-------------------|------------------|---------------------|-----------------|
| Rec               | Passer           | Rec                 | Passer          |
| 649               | Tony Romo        | 953                 | Peyton Manning  |
| 194               | Dak Prescott     | 90                  | Jim Harbaugh    |
| 87                | Vinny Testaverde | 34                  | Paul Justin     |
| 82                | Drew Bledsoe     | 11                  | Jim Sorgi       |
| 64                | Jon Kitna        | 11                  | Kelly Holcomb   |
| 35                | Quincy Carter    | 2                   | Kerwin Bell     |
| 33                | Matt Cassel      | 1                   | Ken Dilger (TE) |
| 24                | Brandon Weeden   |                     |                 |
| 16                | Kyle Orton       |                     |                 |
| 12                | Stephen McGee    |                     |                 |
| 11                | Kellen Moore     |                     |                 |
| 7                 | Brad Johnson     |                     |                 |
| 2                 | Derek Carr       |                     |                 |
| 1                 | Dez Bryant (WR)  |                     |                 |

### A FACT ABOUT THESE TOTALS

Fitz (22) has a reception from more passers in his career than Jason Witten and Marvin Harrison combined (21) and Tony Gonzalez and Marvin Harrison combined (20).

### NFL RECORD FOR RECEPTIONS WITH ONE TEAM

**Fitzgerald** has more catches with the Cardinals (1,390) than any other player in NFL history has had with a single team.

### NFL History - Receptions with One Team

| Rnk | Player                   | Rec          | Team           |
|-----|--------------------------|--------------|----------------|
| 1   | <b>Larry Fitzgerald*</b> | <b>1,390</b> | <b>Arizona</b> |
| 2   | Jerry Rice+              | 1,281        | San Francisco  |
| 3   | Jason Witten*            | 1,215        | Dallas         |
| 4   | Marvin Harrison+         | 1,102        | Indianapolis   |
| 5t  | Reggie Wayne             | 1,070        | Indianapolis   |
| 5t  | Tim Brown+               | 1,070        | L.A./Oakland   |

+Hall of Fame Inductee \*Active Player

### FITZGERALD'S 1,390 RECEPTIONS BROKEN DOWN BY OPPONENT

| Rec | Opponent        | Rec | Opponent     | Rec | Opponent      |
|-----|-----------------|-----|--------------|-----|---------------|
| 195 | L.A. Rams       | 38  | Dallas       | 18  | Kansas City   |
| 186 | San Francisco   | 32  | New Orleans  | 17  | Jacksonville  |
| 179 | Seattle         | 28  | Cincinnati   | 17  | NY Jets       |
| 65  | <b>Carolina</b> | 27  | Chicago      | 17  | New England   |
| 59  | Washington      | 25  | Pittsburgh   | 16  | Green Bay     |
| 58  | Detroit         | 23  | Houston      | 16  | Baltimore     |
| 55  | Minnesota       | 22  | Miami        | 15  | Cleveland     |
| 49  | NY Giants       | 21  | Indianapolis | 14  | L.A. Chargers |
| 47  | Philadelphia    | 20  | Buffalo      | 8   | Oakland       |
| 44  | Atlanta         | 19  | Tennessee    |     |               |
| 42  | Tampa Bay       | 18  | Denver       |     |               |

## SITTING AT #2 IN RECEIVING YARDS

**Fitzgerald** - who ranks second on the NFL's all-time receiving yardage list behind Jerry Rice (22,895) - has 17,167 receiving yards for his career, which converts to over 9.6 miles.

No other player in NFL history is within 1,000 yards of Fitzgerald or Rice on the all-time receiving yardage list. Fitzgerald has over 4,000 more receiving yards than any other active player. Raiders TE Jason Witten - who ranks second among active players - has 12,979 career receiving yards.

### NFL Leaders - Career Receiving Yards (All-Time)

| Rnk | Player (Years)                  | Yds           |
|-----|---------------------------------|---------------|
| 1   | Jerry Rice (1985-2004)          | 22,895        |
| 2   | <b>Larry Fitzgerald (2004-)</b> | <b>17,167</b> |
| 3   | Terrell Owens (1996-2010)       | 15,934        |
| 4   | Randy Moss (1998-2012)          | 15,292        |
| 5   | Isaac Bruce (1994-2009)         | 15,208        |



### HOW THEY GOT WHERE THEY ARE

Below is a breakdown of Fitzgerald's career receiving yards by quarterback, compared to the career total of Rice.

| Jerry Rice |                    | Larry Fitzgerald |                  |
|------------|--------------------|------------------|------------------|
| Yds        | Quarterback        | Yds              | Quarterback      |
| 8,763      | Steve Young        | 4,583            | Kurt Warner      |
| 6,121      | Joe Montana        | 4,033            | Carson Palmer    |
| 2,721      | Rich Gannon        | 1,255            | John Skelton     |
| 1,428      | Jeff Garcia        | 1,207            | Josh McCown      |
| 916        | Elvis Grbac        | 1,017            | Kevin Kolb       |
| 727        | Jeff Kemp          | 967              | Matt Leinart     |
| 648        | Steve Bono         | 876              | Kyler Murray     |
| 352        | Rick Mirer         | 726              | Drew Stanton     |
| 276        | Matt Hasselbeck    | 629              | Derek Anderson   |
| 110        | Steve Stenstrom    | 567              | Josh Rosen       |
| 106        | Matt Cavanaugh     | 305              | Blaine Gabbert   |
| 94         | Marques Tuiasosopo | 218              | Ryan Lindley     |
| 93         | Mike Moroski       | 141              | Max Hall         |
| 87         | Ty Detmer          | 129              | Shaun King       |
| 86         | Trent Dilfer       | 113              | Sam Bradford     |
| 62         | Tee Martin         | 97               | John Navarre     |
| 52         | Jeff Brohm         | 91               | Rich Bartel      |
| 50         | Harry Sydney       | 81               | Tim Rattay       |
| 41         | John Taylor        | 63               | Brian Hoyer      |
| 36         | Kerry Collins      | 54               | Mike Glennon     |
| 28         | Cary Conklin       | 12               | Brett Hundley    |
| 26         | Rob Johnson        | 3                | Brian St. Pierre |
| 24         | Terry Kirby        |                  |                  |

## ALONE AT #6 WITH 120 TD CATCHES

**Fitzgerald** hauled in a 21-yard TD reception in the second quarter of the Cardinals Week 16 victory at Seattle last year.

It was the 120<sup>th</sup> TD catch of his career, which ranks sixth on the NFL's all-time list for career TD catches. His 120 career TD catches are 43 more than any other active player (Bears TE Jimmy Graham ranks 2<sup>nd</sup> with 77).

### NFL Career Leaders - Touchdown Receptions

| Rnk | Player (Years)                      | TDs        |
|-----|-------------------------------------|------------|
| 1   | WR Jerry Rice (1985-04)+            | 197        |
| 2   | WR Randy Moss (1998-12)+            | 156        |
| 3   | WR Terrell Owens (1996-10)+         | 153        |
| 4   | WR Cris Carter (1987-02)+           | 130        |
| 5   | WR Marvin Harrison (1996-08)+       | 128        |
| 6   | <b>WR Larry Fitzgerald (2004-)*</b> | <b>120</b> |
| 7   | TE Antonio Gates (2003-18)          | 116        |
| 8   | TE Tony Gonzalez (1997-14)+         | 111        |
| 9t  | WR Steve Largent (1976-89)+         | 100        |
| 9t  | WR Tim Brown (1988-04)+             | 100        |


+Hall of Fame Inductee \*Active Player

*Only Hall of Fame WRs Jerry Rice (176 with San Francisco) and Marvin Harrison (128 with Indianapolis) had more career receiving TDs with a single team than Fitzgerald has with Arizona (120).*

### NFL Leaders - TDs with Single Team (All-Time)

| Rnk | Player                      | Team             | TDs        | Type                   |
|-----|-----------------------------|------------------|------------|------------------------|
| 1   | WR Jerry Rice+              | 49ers            | 187        | 176 Rec; 10 Rush, 1 FR |
| 2   | RB Emmitt Smith+            | Cowboys          | 164        | 153 Rush; 11 Rec       |
| 3   | RB LaDainian Tomlinson+     | Chargers         | 153        | 138 Rush; 15 Rec       |
| 4   | WR Marvin Harrison+         | Colts            | 128        | 128 Rec                |
| 5   | RB Jim Brown+               | Browns           | 126        | 106 Rush; 20 Rec       |
| 6   | RB Walter Payton+           | Bears            | 125        | 110 Rush, 15 Rec       |
| 7   | <b>WR Larry Fitzgerald*</b> | <b>Cardinals</b> | <b>120</b> | <b>120 Rec</b>         |
| 8   | TE Antonio Gates            | Chargers         | 116        | 116 Rec                |
| 9   | HB Lenny Moore+             | Colts            | 113        | 63 Rush; 48 Rec; 2 Ret |
| 10  | RB Shaun Alexander          | Seahawks         | 112        | 100 Rush; 12 Rec       |

+Hall of Fame Inductee \*Active Player



# BREAKDOWN OF FITZGERALD'S 120 CAREER TOUCHDOWNS

## CAREER TOUCHDOWN SPLITS

| By Opponent (31)<br>TDs Opponent |                  | By Quarterback (16)<br>TDs Quarterback |                  | By Stadium (27)<br>TDs Stadium |                              |
|----------------------------------|------------------|--|------------------|--------------------------------|------------------------------|
| 19                               | San Francisco    | 39                                     | Kurt Warner      | 55                             | State Farm Stadium           |
| 18                               | L.A./StL Rams    | 28                                     | Carson Palmer    | 7                              | Sun Devil Stadium*           |
| 13                               | Seattle          | 12                                     | Josh McCown      | 7                              | Edward Jones Dome*           |
| 8                                | Philadelphia     | 7                                      | John Skelton     | 7                              | CenturyLink Field            |
| 6                                | Detroit          | 6                                      | Kevin Kolb       | 6                              | Candlestick Park*            |
| 5                                | Chicago          | 5                                      | Josh Rosen       | 5                              | Soldier Field                |
| 5                                | Tampa Bay        | 5                                      | Matt Leinart     | 5                              | Lincoln Financial Field      |
| 4                                | Houston          | 4                                      | Kyler Murray     | 3                              | Ford Field                   |
| 3                                | Green Bay        | 4                                      | Derek Anderson   | 2                              | Levi's Stadium               |
| 3                                | Indianapolis     | 3                                      | Drew Stanton     | 2                              | FedEx Field                  |
| 3                                | Jacksonville     | 2                                      | Blaine Gabbert   | 2                              | NRG Stadium                  |
| 3                                | New England      | 1                                      | Max Hall         | 2                              | Paul Brown Stadium           |
| 3                                | Buffalo          | 1                                      | Richard Bartel   | 1                              | TIAA Bank Field              |
| 3                                | Oakland          | 1                                      | John Navarre     | 1                              | Arrowhead Stadium            |
| 3                                | Washington       | 1                                      | Shaun King       | 1                              | Bank of America Stadium      |
| 3                                | Carolina         | 1                                      | Brian St. Pierre | 1                              | Estadio Azteca (Mexico City) |
| 2                                | Cincinnati       | 1                                      |                  | 1                              | FirstEnergy Stadium          |
| 2                                | Dallas           | 1                                      |                  | 1                              | Giants Stadium*              |
| 2                                | Kansas City      | 1                                      |                  | 1                              | Gillette Stadium             |
| 2                                | L.A./SD Chargers | 1                                      |                  | 1                              | Hard Rock Stadium            |
| 2                                | Miami            | 42                                     | 2 <sup>nd</sup>  | 1                              | Lambeau Field                |
| 2                                | NY Giants        | 35                                     | 4 <sup>th</sup>  | 1                              | L.A. Memorial Coliseum*      |
| 1                                | Atlanta          | 25                                     | 3 <sup>rd</sup>  | 1                              | Mercedes-Benz Superdome      |
| 1                                | Cleveland        | 17                                     | 1 <sup>st</sup>  | 1                              | RCA Dome*                    |
| 1                                | Denver           | 1                                      | OT               | 1                              | Raymond James Stadium        |
| 1                                | Minnesota        |  |                  | 1                              | Dignity Health Sports Park   |
| 1                                | New Orleans      |  |                  | 1                              | Qualcomm Stadium*            |
| 1                                | Tennessee        |  |                  |                                |                              |

\*Stadium no longer an NFL venue

## 19 GAMES WITH MORE THAN ONE

Fitzgerald finished the Cardinals Week 11 match-up vs. Oakland in 2018 with two receptions, both of which went for TDs.

It marked Fitzgerald's 19<sup>th</sup> outing with multiple TD catches. That represents the highest total among all active players in the NFL.

### NFL Leaders – Games with 2+ TD Catches (Active)

| Rnk | Player (Team)         | Games |
|-----|-----------------------|-------|
| 1   | Larry Fitzgerald (AZ) | 19    |
| 2t  | Jimmy Graham (Chi)    | 16    |
| 2t  | Rob Gronkowski (TB)   | 16    |
| 4   | Julio Jones (Atl)     | 12    |
| 5   | OdeLL Beckham (Cle)   | 11    |



## GIVING DIVISION OPPONENTS FITZ

Fitzgerald's career TD reception totals against the 49ers (19) and Rams (18) are two of the five highest in NFL history for a player against a single opponent.

### NFL History – TD Receptions vs. Single Opponent

| Rnk | Player           | TDs | Opponent | Gms |
|-----|------------------|-----|----------|-----|
| 1   | Jerry Rice       | 25  | Falcons  | 30  |
| 2   | Jerry Rice       | 20  | Rams     | 32  |
| 3t  | Larry Fitzgerald | 19  | 49ers    | 33  |
| 3t  | Bob Hayes        | 19  | Giants   | 16  |
| 5t  | Larry Fitzgerald | 18  | Rams     | 32  |
| 5t  | Don Hutson       | 18  | Rams     | 18  |

## 10 MORE IN THE POSTSEASON

In addition to his 120 career TD catches in the regular season, Fitzgerald has 10 TD catches in nine career postseason games.

Fitzgerald is one of just eight players in NFL history with 10+ TD receptions in the postseason. Of those eight, only Fitzgerald (9) has played in fewer than 15 career playoff games. Only Hall of Fame WRs Jerry Rice (22 in 29 games) and John Stallworth (12 in 17 games) and Patriots TE Rob Gronkowski (12 in 16 games) have more TD receptions in the postseason.

### Career TD Receptions In The Postseason - NFL History

| Rnk | Player           | TDs | Gms |
|-----|------------------|-----|-----|
| 1   | Jerry Rice       | 22  | 29  |
| 2t  | John Stallworth  | 12  | 17  |
| 2t  | Rob Gronkowski   | 12  | 16  |
| 4t  | Larry Fitzgerald | 10  | 9   |
| 4t  | Fred Biletnikoff | 10  | 18  |
| 4t  | Antonio Freeman  | 10  | 16  |
| 4t  | Randy Moss       | 10  | 15  |
| 4t  | Hines Ward       | 10  | 18  |

A chronological look at every one of Fitzgerald's 120 TD receptions.

| #   | Date       | Opp   | Yds | Quarterback      |
|-----|------------|-------|-----|------------------|
| 1   | 10/10/2004 | @ SF  | 24  | Josh McCown      |
| 2   | 10/24/2004 | SEA   | 25  | Josh McCown      |
| 3   | 11/7/2004  | @ MIA | 2   | Josh McCown      |
| 4   | 11/21/2004 | @ CAR | 21  | Shaun King       |
| 5   | 12/19/2004 | STL   | 8   | Josh McCown      |
| 6   | 12/19/2004 | STL   | 4   | Josh McCown      |
| 7   | 12/26/2004 | @ SEA | 29  | Josh McCown      |
| 8   | 12/26/2004 | @ SEA | 29  | Josh McCown      |
| 9   | 9/11/2005  | @ NYG | 1   | Kurt Warner      |
| 10  | 10/2/2005  | SEA   | 17  | Josh McCown      |
| 11  | 10/9/2005  | CAR   | 26  | Josh McCown      |
| 12  | 10/23/2005 | TEN   | 34  | Josh McCown      |
| 13  | 11/13/2005 | @ DET | 7   | Kurt Warner      |
| 14  | 11/20/2005 | @ STL | 8   | Kurt Warner      |
| 15  | 11/27/2005 | @ JAX | 5   | Kurt Warner      |
| 16  | 12/18/2005 | @ HOU | 12  | John Navarre     |
| 17  | 12/24/2005 | PHI   | 25  | Josh McCown      |
| 18  | 12/24/2005 | @ IND | 25  | Josh McCown      |
| 19  | 9/24/2006  | STL   | 12  | Kurt Warner      |
| 20  | 10/8/2006  | @ SAN | 11  | Matt Leinart     |
| 21  | 12/3/2006  | @ SEA | 11  | Matt Leinart     |
| 22  | 12/10/2006 | @ SEA | 5   | Matt Leinart     |
| 23  | 12/24/2006 | @ SEA | 6   | Matt Leinart     |
| 24  | 12/31/2006 | @ SD  | 9   | Kurt Warner      |
| 25  | 10/7/2007  | @ STL | 7   | Kurt Warner      |
| 26  | 11/11/2007 | DET   | 1   | Kurt Warner      |
| 27  | 11/11/2007 | DET   | 20  | Kurt Warner      |
| 28  | 11/18/2007 | @ CIN | 5   | Kurt Warner      |
| 29  | 11/25/2007 | SEA   | 28  | Kurt Warner      |
| 30  | 11/25/2007 | SEA   | 48  | Kurt Warner      |
| 31  | 12/9/2007  | @ SEA | 11  | Kurt Warner      |
| 32  | 12/16/2007 | @ NO  | 18  | Kurt Warner      |
| 33  | 12/30/2007 | STL   | 21  | Kurt Warner      |
| 34  | 12/30/2007 | STL   | 6   | Kurt Warner      |
| 35  | 9/7/2008   | @ SF  | 1   | Kurt Warner      |
| 36  | 9/21/2008  | @ WAS | 62  | Kurt Warner      |
| 37  | 10/5/2008  | BUF   | 2   | Kurt Warner      |
| 38  | 10/5/2008  | BUF   | 2   | Kurt Warner      |
| 39  | 10/12/2008 | DAL   | 2   | Kurt Warner      |
| 40  | 11/10/2008 | SEA   | 5   | Kurt Warner      |
| 41  | 11/27/2008 | @ PHI | 1   | Kurt Warner      |
| 42  | 11/27/2008 | @ PHI | 7   | Kurt Warner      |
| 43  | 12/7/2008  | STL   | 12  | Kurt Warner      |
| 44  | 12/21/2008 | @ NE  | 78  | Matt Leinart     |
| 45  | 12/28/2008 | SEA   | 5   | Kurt Warner      |
| 46  | 12/28/2008 | SEA   | 38  | Kurt Warner      |
| 47  | 9/13/2009  | SEA   | 5   | Kurt Warner      |
| 48  | 9/20/2009  | @ JAX | 22  | Kurt Warner      |
| 49  | 10/11/2009 | HOU   | 9   | Kurt Warner      |
| 50  | 10/11/2009 | HOU   | 26  | Kurt Warner      |
| 51  | 10/18/2009 | @ SEA | 2   | Kurt Warner      |
| 52  | 11/8/2009  | @ CHI | 11  | Kurt Warner      |
| 53  | 11/8/2009  | @ CHI | 17  | Kurt Warner      |
| 54  | 11/15/2009 | SEA   | 18  | Kurt Warner      |
| 55  | 11/22/2009 | @ STL | 11  | Kurt Warner      |
| 56  | 12/6/2009  | MIN   | 34  | Kurt Warner      |
| 57  | 12/20/2009 | @ DET | 1   | Kurt Warner      |
| 58  | 12/27/2009 | STL   | 10  | Kurt Warner      |
| 59  | 1/3/2010   | GNB   | 3   | Brian St. Pierre |
| 60  | 9/12/2010  | @ STL | 21  | Derek Anderson   |
| 61  | 9/26/2010  | OAK   | 2   | Derek Anderson   |
| 62  | 10/31/2010 | TB    | 3   | Max Hall         |
| 63  | 10/31/2010 | TB    | 3   | Derek Anderson   |
| 64  | 11/21/2010 | @ KC  | 3   | Derek Anderson   |
| 65  | 9/27/2011  | @ SF  | 10  | John Skelton     |
| 66  | 9/18/2011  | @ WAS | 73  | Kevin Kolb       |
| 67  | 9/25/2011  | @ SEA | 17  | Kevin Kolb       |
| 68  | 11/6/2011  | STL   | 13  | John Skelton     |
| 69  | 11/13/2011 | @ PHI | 10  | John Skelton     |
| 70  | 11/13/2011 | PHI   | 7   | John Skelton     |
| 71  | 11/20/2011 | @ SF  | 23  | Richard Bartel   |
| 72  | 12/11/2011 | SEA   | 46  | John Skelton     |
| 73  | 12/24/2011 | @ CIN | 30  | John Skelton     |
| 74  | 9/23/2012  | PHI   | 37  | Kevin Kolb       |
| 75  | 9/30/2012  | MIA   | 37  | Kevin Kolb       |
| 76  | 10/14/2012 | BUF   | 9   | Kevin Kolb       |
| 77  | 11/4/2012  | @ GB  | 31  | John Skelton     |
| 78  | 9/8/2013   | @ STL | 4   | Carson Palmer    |
| 79  | 9/8/2013   | @ STL | 24  | Carson Palmer    |
| 80  | 9/29/2013  | @ TB  | 13  | Carson Palmer    |
| 81  | 10/13/2013 | @ SF  | 75  | Carson Palmer    |
| 82  | 10/27/2013 | ATL   | 10  | Carson Palmer    |
| 83  | 11/17/2013 | @ JAX | 14  | Carson Palmer    |
| 84  | 11/24/2013 | IND   | 4   | Carson Palmer    |
| 85  | 11/24/2013 | IND   | 26  | Carson Palmer    |
| 86  | 12/1/2013  | @ PHI | 43  | Carson Palmer    |
| 87  | 12/8/2013  | STL   | 7   | Carson Palmer    |
| 88  | 10/12/2014 | WAS   | 24  | Carson Palmer    |
| 89  | 10/26/2014 | PHI   | 80  | Carson Palmer    |
| 90  | 9/20/2015  | @ CHI | 8   | Carson Palmer    |
| 91  | 9/20/2015  | CHI   | 28  | Carson Palmer    |
| 92  | 9/20/2015  | CHI   | 9   | Carson Palmer    |
| 93  | 9/27/2015  | SF    | 4   | Carson Palmer    |
| 94  | 9/27/2015  | SF    | 8   | Carson Palmer    |
| 95  | 10/11/2015 | @ DET | 2   | Carson Palmer    |
| 96  | 11/1/2015  | CLE   | 6   | Carson Palmer    |
| 97  | 12/27/2015 | GB    | 3   | Carson Palmer    |
| 98  | 1/3/2016   | SEA   | 17  | Carson Palmer    |
| 99  | 9/11/2016  | NE    | 3   | Carson Palmer    |
| 100 | 9/11/2016  | NE    | 1   | Carson Palmer    |
| 101 | 9/18/2016  | TB    | 4   | Carson Palmer    |
| 102 | 10/6/2016  | @ SF  | 21  | Drew Stanton     |
| 103 | 10/6/2016  | @ SF  | 29  | Drew Stanton     |
| 104 | 1/1/2017   | @ LA  | 5   | Carson Palmer    |
| 105 | 9/25/2017  | DAL   | 15  | Carson Palmer    |
| 106 | 10/1/2017  | SF    | 19  | Carson Palmer    |
| 107 | 10/15/17   | TB    | 11  | Carson Palmer    |
| 108 | 11/19/17   | @ Hou | 20  | Blaine Gabbert   |
| 109 | 12/3/17    | LAR   | 15  | Blaine Gabbert   |
| 110 | 12/24/17   | NYG   | 13  | Drew Stanton     |
| 111 | 10/18/18   | DEN   | 4   | Josh Rosen       |
| 112 | 10/21/18   | SF    | 13  | Josh Rosen       |
| 113 | 11/18/18   | Oak   | 18  | Josh Rosen       |
| 114 | 11/18/18   | Oak   | 5   | Josh Rosen       |
| 115 | 11/25/18   | @ LAC | 25  | Josh Rosen       |
| 116 | 12/30/18   | @ Sea | 15  | Josh Rosen       |
| 117 | 9/8/19     | Det   | 4   | Kyler Murray     |
| 118 | 9/22/19    | Car   | 3   | Kyler Murray     |
| 119 | 11/17/19   | @ SF  | 5   | Kyler Murray     |
| 120 | 12/22/19   | @ Sea | 21  | Kyler Murray     |

## #11 HAS HALL OF FAME CREDENTIALS

Below is a look at the career of **Larry Fitzgerald** through his first 253 career games compared to the 29 modern era WRs currently in the HOF and where they stood at that point in their career.

At this point in his career, Fitzgerald has more receptions (1,390) than all of the receivers enshrined in Canton had through 253 games. Fitzgerald also has more receiving yards (17,167) than all HOF receivers except Jerry Rice (22,895).

| Fitzgerald Vs. Modern Era WRs in the Hall of Fame (253 Games) |              |            |              |               |             |             |            |           |
|---|--------------|------------|--------------|---------------|-------------|-------------|------------|-----------|
| Player, HOF Year  | Years        | G          | Rec          | Yds           | Avg.        | Y/G         | TD         | 100-Yd G  |
| <b>Larry Fitzgerald</b>                                       | <b>2004-</b> | <b>253</b> | <b>1,390</b> | <b>17,167</b> | <b>12.4</b> | <b>67.9</b> | <b>120</b> | <b>49</b> |
| Jerry Rice, '10   | 1985-04      | 253        | 1,361        | 20,328        | 14.9        | 80.3        | 185        | 67        |
| Marvin Harrison, '16  | 1996-08      | 190        | 1,102        | 14,580        | 13.2        | 76.7        | 128        | 59        |
| Cris Carter, '13  | 1987-02      | 234        | 1,101        | 13,899        | 12.6        | 59.4        | 130        | 41        |
| Tim Brown, '15  | 1988-04      | 253        | 1,093        | 14,926        | 13.7        | 59.0        | 100        | 43        |
| Terrell Owens, '18  | 1996-2010    | 219        | 1,078        | 15,934        | 14.8        | 72.8        | 153        | 51        |
| Isaac Bruce, '20  | 1994-2009    | 223        | 1,024        | 15,208        | 14.9        | 68.2        | 91         | 45        |
| Randy Moss, '18   | 1998-2012    | 218        | 982          | 15,292        | 15.6        | 70.1        | 156        | 64        |
| Andre Reed, '14   | 1985-00      | 234        | 951          | 13,198        | 13.9        | 56.4        | 87         | 36        |
| Art Monk, '08   | 1980-95      | 224        | 940          | 12,721        | 13.5        | 56.8        | 68         | 33        |
| Steve Largent, '95  | 1976-89      | 200        | 819          | 13,089        | 16.0        | 65.4        | 100        | 40        |
| James Lofton, '03   | 1978-93      | 233        | 764          | 14,004        | 18.3        | 60.1        | 75         | 43        |
| Michael Irvin, '07  | 1988-99      | 159        | 750          | 11,904        | 15.9        | 74.9        | 65         | 47        |
| Charlie Joiner, '96   | 1969-86      | 239        | 750          | 12,146        | 16.2        | 50.8        | 65         | 28        |
| Charley Taylor, '84   | 1964-77      | 165        | 649          | 9,110         | 14.0        | 55.2        | 79         | 21        |
| Don Maynard, '87  | 1958, 60-73  | 186        | 633          | 11,834        | 18.7        | 63.6        | 88         | 50        |
| Raymond Berry, '73  | 1955-67      | 154        | 631          | 9,275         | 14.7        | 60.2        | 68         | 23        |
| Harold Carmichael, '20  | 1971-84      | 182        | 590          | 8,985         | 15.2        | 49.4        | 79         | 20        |
| Fred Biletnikoff, '88   | 1965-78      | 190        | 589          | 8,974         | 15.2        | 47.2        | 76         | 21        |
| Lance Alworth, '78  | 1962-72      | 136        | 542          | 10,266        | 18.9        | 75.5        | 85         | 41        |
| John Stallworth, '02  | 1974-87      | 165        | 537          | 8,723         | 16.2        | 52.9        | 63         | 25        |
| Bobby Mitchell, '83   | 1958-68      | 148        | 521          | 7,954         | 15.3        | 53.7        | 65         | 25        |
| Tommy McDonald, '98   | 1957-68      | 152        | 495          | 8,410         | 17.0        | 55.3        | 84         | 24        |
| Paul Warfield, '83  | 1964-77      | 157        | 427          | 8,565         | 20.1        | 54.6        | 85         | 22        |
| Tom Fears, '70  | 1948-56      | 87         | 400          | 5,397         | 13.5        | 62.0        | 38         | 15        |
| Elroy "Crazy Legs" Hirsch, '68                                | 1946-57      | 127        | 387          | 7,029         | 18.2        | 55.3        | 60         | -         |
| Dante Lavelli, '75  | 1946-56      | 123        | 386          | 6,488         | 16.8        | 52.7        | 62         | -         |
| Pete Pihos, '70   | 1947-55      | 107        | 373          | 5,619         | 15.1        | 52.5        | 61         | 14        |
| Bob Hayes, '09  | 1965-75      | 132        | 371          | 7,414         | 20.0        | 56.2        | 71         | 23        |
| Lynn Swann, '01   | 1974-82      | 116        | 336          | 5,462         | 16.3        | 47.1        | 51         | 11        |



In fact, Fitzgerald's career numbers already surpass all but one receiver currently in the HOF (Rice). He has more career receptions than 28 of the 29 receivers in the HOF: Swann (336), Hayes (371), Pihos (373), Lavelli (386), Hirsch (387), Fears (400), Warfield (427), McDonald (495), Mitchell (521), Stallworth (537), Alworth (542), Biletnikoff (589), Carmichael (590), Berry (631), Maynard (633), Taylor (649), Irvin (750), Joiner (750), Lofton (764), Largent (819), Monk (940), Reed (951), Moss (982), Owens (1,078), Bruce (1,024), Brown (1,094), Carter (1,101) and Harrison (1,102).

He has more career receiving yards than 28 of the 29 receivers in the HOF: Fears (5,397), Swann (5,462), Pihos (5,619), Lavelli (6,488), Hirsch (7,029), Hayes (7,414), Mitchell (7,954), McDonald (8,410), Warfield (8,565), Stallworth (8,723), Biletnikoff (8,974), Carmichael (8,985), Taylor (9,110), Berry (9,275), Alworth (10,266), Maynard (11,834), Irvin (11,904), Joiner (12,146), Monk (12,721), Largent (13,089), Reed (13,198), Carter (13,899), Lofton (14,004), Brown (14,934), Harrison (14,580), Bruce (15,208), Moss (15,292) and Owens (15,934).

### A Career Full of Accomplishments:

- Franchise career leader in receptions (1,390), receiving yards (17,167), receiving TDs (120), total TDs (120) and 100-yard receiving games (49). His nine 1,000-yard seasons are also a franchise record. His reception and receiving yardage totals both rank second in NFL history behind Jerry Rice while his 120 receiving TDs rank sixth in league annals.
- Led the NFL with 107 receptions in 2016, marking the second time in his career (103 in 2005; tied with Steve Smith) he had done so. He became the first player in NFL history to lead the NFL in receptions at least 11 years apart. Prior to Fitzgerald, the longest span between leading the league in receptions was six by Jerry Rice (1990, 1996).
- Led the NFL in receiving TDs in both the 2008 (12) and 2009 (13) seasons. In addition to his 10 receiving TDs in 2007, he became the first player in franchise history to record at least 10 TDs in three consecutive seasons.
- Fitzgerald (11) joins Hall of Famer Jerry Rice (13) as the only wide receivers in NFL history to be named to the Pro Bowl at least 11 times.
- Fitzgerald had more receptions in his first 200 career games (1,116) than any player in NFL history.
- One of just seven players in NFL history to record at least 1,400 receiving yards in a season four times in their career: Jerry Rice (6), Julio Jones (5), Randy Moss (4), Marvin Harrison (4), Antonio Brown (4) and Andre Johnson (4).
- At 28 years, 74 days old, he became the third-youngest player in NFL history to reach 70 career receiving TDs behind only Randy Moss (26 years, 269 days old) and Hall of Famer Jerry Rice (28 years, one day old).
- At 32 years, 97 days old, he became the youngest player in NFL history to reach 1,000 career receptions.
- At 31 years, 102 days old, he became the youngest player in NFL history to reach 900 career receptions.
- At 30 years, 57 days old, he became the youngest player in NFL history to reach 800 career receptions.
- At 30 years, 85 days old, he became the youngest player in NFL history to reach 11,000 receiving yards.
- In 2010, he became the first player in NFL history to record 90+ receptions five times in their first seven seasons.
- During the 2008 postseason, he broke virtually every major playoff receiving record, establishing new single-season marks for receptions (30), receiving yards (546) and TDs (7). His four 100-yard receiving games in the postseason established a new NFL record for consecutive games with 100 yards receiving.
- His 10 TD receptions in nine career postseason games are an NFL record for a player in their first nine career playoff contests.
- With a then franchise-record 103 receptions during the 2005 season, he became the youngest player in NFL history to record a 100-catch campaign when he reached the mark at 22 years, 123 days old.
- At 29 years, 44 days old, joined Randy Moss (28 years, 314 days) as the only players in NFL history to reach 10,000 career receiving yards before the age of 30.
- One of just five players in NFL history to record 15,000+ receiving yards and 100+ TD receptions in their career.

## DEANDRE HOPKINS - AT A GLANCE

- Four-time Pro Bowl (2015; 2017-19) and three-time 1<sup>st</sup>-team All-Pro (2017-19) selection. Joins Eagles C Jason Kelce as the only offensive players in the NFL named 1<sup>st</sup>-team All-Pro each of the last three seasons (2017-19).

- His 32 catches with Arizona are the most in NFL history for a player in his first three games with a team. In his Cardinals debut, established a career-high with 14 receptions.

- One of three players in NFL history with at least 600 receptions, 8,500 yards and 50 TDs in his first seven seasons (Marvin Harrison; Torry Holt).

- In NFL history, only Marvin Harrison (665) had more receptions in his first seven NFL seasons than Hopkins (632).

- Has been top-20 on list of the NFL Network Top 100 Players in four of the last five seasons and earned his highest-ever rating (#8) in 2020.

- Since entering the league in 2013, ranks third in the NFL in receptions, third in receiving yards and second in TD receptions.

- Dating back to 2017, his 524 total targets, 239 receiving 1<sup>st</sup> downs and 32 TD receptions lead the NFL. In the same span, ranks second in the NFL in receptions (347) and second in receiving yards (4,471).

- Has appeared in 113 of a possible 115 games in his NFL career and has missed just one game (in 2017) due to injury.

- Has at least one reception in all 113 career games played during the regular season, the fifth-longest active streak in the NFL.

- In 2019, had 104 receptions for 1,165 yards and seven TDs while being named to the Pro Bowl for the third consecutive year and being named 1<sup>st</sup>-team All-Pro for the third straight season.

- Has surpassed 100 receptions three times in his career, has five seasons of 1,000+ receiving yards, three seasons with 10+ TDs and has posted 100+ receiving yards in a game 31 times in the regular season.

- Only active NFL player with at least 100 receptions, 1,500 receiving yards and 11 TD receptions in multiple seasons (2015; 2018).



## HISTORIC FIRST SEVEN SEASONS

Hopkins put up some historic numbers during his first seven seasons, totals that placed him among some of the best receivers to ever play in the NFL.

In league history, only Hall of Famer Harvin Harrison (665) had more receptions in his first seven NFL seasons than Hopkins (632).

### NFL History – Receptions in 1<sup>st</sup> 7 Seasons

| Rnk | Player (Years)                   | Rec        |
|-----|----------------------------------|------------|
| 1   | Marvin Harrison (1996-02)        | 665        |
| 2t  | <b>DeAndre Hopkins (2013-19)</b> | <b>632</b> |
| 2t  | Antonio Brown (2010-16)          | 632        |
| 4   | Torry Holt (1999-05)             | 619        |
| 5   | Larry Fitzgerald (2004-10)       | 613        |

Hopkins is one of just three players in history with at least 600 receptions, 8,500 yards and 50 TDs in his first seven NFL seasons.

### 600+ Receptions; 8,500+ Receiving Yards; 50+ TD Catches (1st 7 Seasons)

| Rnk | Player (Years)                   | Rec        | Yds          | TDs       |
|-----|----------------------------------|------------|--------------|-----------|
| 1   | Marvin Harrison (1996-02)        | 665        | 8,800        | 73        |
| 2   | <b>DeAndre Hopkins (2013-19)</b> | <b>632</b> | <b>8,602</b> | <b>54</b> |
| 3   | Torry Holt (1999-05)             | 619        | 9,487        | 54        |

The 2019 season marked Hopkins' seventh-consecutive season with 800+ receiving yards. In NFL history, only Jerry Rice (12) and Gary Clark (9) started their careers with more consecutive seasons with 800+ receiving yards. Hopkins' streak is the longest active streak in the NFL.

### NFL History - Consecutive Seasons w/ 800+ Receiving Yds to Start Career

| Rnk | Player (Years)                   | Seasons  |
|-----|----------------------------------|----------|
| 1   | Jerry Rice (1985-96)             | 12       |
| 2   | Gary Clark (1985-93)             | 9        |
| 3t  | <b>DeAndre Hopkins (2013-19)</b> | <b>7</b> |
| 3t  | T.Y. Hilton (2012-18)            | 7        |
| 3t  | A.J. Green (2011-17)             | 7        |
| 3t  | Keyshawn Johnson (1996-02)       | 7        |



## ALL-PRO THREE YEARS RUNNING

Hopkins is one of just two offensive players - and one of just four players total - to be named first-team All-Pro each of the last three seasons (2017-19).

Three of the four are now playing in the NFC West in 2020.

### 1st-Team All-Pro Last 3 Seasons (2017-19)

| Player (Team)                | Position             |
|------------------------------|----------------------|
| <b>DeAndre Hopkins (Hou)</b> | <b>Wide Receiver</b> |
| Jason Kelce (Phi)            | Center               |
| Aaron Donald (LAR)           | Defensive Tackle     |
| Bobby Wagner (Sea)           | Linebacker           |



Dating back to 2017, Hopkins is the only player in the NFL that ranks in the top-3 in targets (524), receptions (347), receiving yards (4,471), receiving TDs (32), first down catches (239), receptions of 25+ yards (43) and TD receptions of 25+ yards (12).

### NFL Receiving Rankings (2017-)

| Statistic             | Hopkins | NFL Rank        |
|-----------------------|---------|-----------------|
| Targets               | 524     | 1 <sup>st</sup> |
| Receptions            | 347     | 2 <sup>nd</sup> |
| Receiving Yards       | 4,471   | 2 <sup>nd</sup> |
| Receiving TDs         | 32      | 1 <sup>st</sup> |
| Rec. First Downs      | 239     | 1 <sup>st</sup> |
| Receptions of 25+ Yds | 43      | 3 <sup>rd</sup> |
| TD Rec. of 25+ Yds    | 12      | 2 <sup>nd</sup> |

## WHERE HOPKINS RANKS (2013-20)

Since entering the league as a first-round selection (27<sup>th</sup> overall) in the 2013 NFL Draft, Hopkins ranks third in the NFL in receptions (664), third in receiving yards (8,958) and second in TD receptions (55).

### NFL Leaders – Receptions (2013-20)

| Rnk | Player (Current Team)       | Rec        |
|-----|-----------------------------|------------|
| 1   | Antonio Brown (FA)          | 690        |
| 2   | Julio Jones (Atl)           | 675        |
| 3   | <b>DeAndre Hopkins (AZ)</b> | <b>664</b> |
| 4   | Larry Fitzgerald (AZ)       | 626        |
| 5t  | Jarvis Landry (Cle)         | 576        |
| 5t  | Demaryius Thomas (FA)       | 576        |

### NFL Leaders – Receiving Yards (2013-20)

| Rnk | Player (Current Team)       | Yds          |
|-----|-----------------------------|--------------|
| 1   | Julio Jones (Atl)           | 10,149       |
| 2   | Antonio Brown (FA)          | 9,201        |
| 3   | <b>DeAndre Hopkins (AZ)</b> | <b>8,958</b> |
| 4   | T.Y. Hilton (Ind)           | 7,870        |
| 5   | Demaryius Thomas (FA)       | 7,495        |

### NFL Leaders – Receiving Touchdowns (2013-20)

| Rnk | Player (Current Team)       | TD        |
|-----|-----------------------------|-----------|
| 1   | Antonio Brown (FA)          | 68        |
| 2   | <b>DeAndre Hopkins (AZ)</b> | <b>55</b> |
| 3t  | Jimmy Graham (Chi)          | 52        |
| 3t  | Mike Evans (TB)             | 52        |
| 5   | Odell Beckham (Cle)         | 49        |

Dating back to Hopkins' debut season in 2013, his 32 100-yard outings rank third in the NFL.

### NFL Leaders – 100-Yard Receiving Games (2013-20)

| Rnk | Player (Current Team)       | Gms       |
|-----|-----------------------------|-----------|
| 1   | Julio Jones (Atl)           | 47        |
| 2   | Antonio Brown (FA)          | 39        |
| 3   | <b>DeAndre Hopkins (AZ)</b> | <b>32</b> |
| 4   | T.Y. Hilton (Ind)           | 28        |
| 5   | Odell Beckham (Cle)         | 26        |

### AMONG ALL-TIME LEADERS IN YARDS PER GAME

In his 113 games played, Hopkins has averaged 79.3 receiving yards per outing. Only three players in NFL history averaged more (min. 100 games played).

### NFL History – Receiving Yards/Game (Min. 100 Games)

| Rnk | Player (Years)                 | Yds/G       | Yds          | Gms        |
|-----|--------------------------------|-------------|--------------|------------|
| 1   | Julio Jones (2011-)            | 96.1        | 12,306       | 128        |
| 2   | Calvin Johnson (2007-15)       | 86.1        | 11,619       | 135        |
| 3   | Antonio Brown (2010-19)        | 86.0        | 11,263       | 131        |
| 4   | <b>DeAndre Hopkins (2013-)</b> | <b>79.3</b> | <b>8,958</b> | <b>113</b> |
| 5   | A.J. Green (2011-)             | 79.1        | 9,023        | 114        |

Dating back to his rookie season in 2013, Hopkins and Indy's T.Y. Hilton (72.2) are the only active players to appear in at least 100 games and average at least 70.0 receiving yards per contest.



## GO-TO THREATS WHEN IT MATTERS MOST

Leading the Cardinals receiving corps this season are two of the NFL's best in crucial-down situations: **Hopkins** and **Larry Fitzgerald**.

Since entering the league in 2013, Hopkins leads the NFL with 158 first down receptions on third and fourth down. In that same span, Fitzgerald ranks fifth with 125 first down catches.

### 1st Down Receptions on 3rd & 4th Down (2013-20)

| Rnk | Player (Team)                | Rec        |
|-----|------------------------------|------------|
| 1   | <b>DeAndre Hopkins (AZ)</b>  | <b>158</b> |
| 2   | Julio Jones (Atl)            | 141        |
| 3   | Antonio Brown (FA)           | 138        |
| 4   | Keenan Allen (LAC)           | 132        |
| 5   | <b>Larry Fitzgerald (AZ)</b> | <b>125</b> |

Overall, Hopkins has caught 185 passes for 2,410 yards (13.0 avg.) and 14 TDs on third and fourth down in his NFL career (2013-20).

Fitzgerald has caught 352 passes for 4,324 yards (12.3 avg.) and 31 TDs on third and fourth down in his career (2004-20).



## HOPKINS - INSIDE THE NUMBERS

### CAREER RECEPTION/RECEIVING YARDAGE SPLITS

| Rec | Opponent        | Yds       | Opponent        |
|-----|-----------------|-----------|-----------------|
| 83  | Tennessee       | 1,313     | Tennessee       |
| 79  | Jacksonville    | 1,053     | Jacksonville    |
| 77  | Indianapolis    | 930       | Indianapolis    |
| 32  | Kansas City     | 403       | New England     |
| 29  | New England     | 394       | Kansas City     |
| 27  | San Francisco   | 323       | San Francisco   |
| 25  | Baltimore       | 303       | Baltimore       |
| 23  | Denver          | 288       | NY Jets         |
| 20  | Cincinnati      | 269       | Denver          |
| 20  | Las Vegas       | 251       | Seattle         |
| 17  | Washington      | 245       | Atlanta         |
| 16  | Atlanta         | 219       | Philadelphia    |
| 16  | LA Chargers     | 215       | Buffalo         |
| 15  | Buffalo         | 214       | Dallas          |
| 15  | Dallas          | 213       | Washington      |
| 15  | NY Jets         | 212       | Cincinnati      |
| 15  | Philadelphia    | 203       | LA Chargers     |
| 14  | Detroit         | 202       | NY Giants       |
| 13  | Cleveland       | 196       | Las Vegas       |
| 13  | New Orleans     | 191       | Detroit         |
| 13  | Tampa Bay       | 190       | Cleveland       |
| 12  | Miami           | 173       | Pittsburgh      |
| 12  | NY Giants       | 158       | LA Rams         |
| 10  | Arizona         | 147       | New Orleans     |
| 10  | <b>Carolina</b> | 145       | Arizona         |
| 10  | LA Rams         | 132       | Miami           |
| 10  | Pittsburgh      | 124       | Tampa Bay       |
| 10  | Seattle         | <b>94</b> | <b>Carolina</b> |
| 5   | Chicago         | 58        | Green Bay       |
| 5   | Minnesota       | 56        | Minnesota       |
| 3   | Green Bay       | 54        | Chicago         |



### By Opponent (22)

| TDs | Opponent      |
|-----|---------------|
| 7   | Kansas City   |
| 7   | Tennessee     |
| 6   | Indianapolis  |
| 6   | Jacksonville  |
| 4   | NY Jets       |
| 3   | Buffalo       |
| 3   | Washington    |
| 2   | Denver        |
| 2   | Miami         |
| 2   | New Orleans   |
| 2   | San Francisco |
| 1   | Arizona       |
| 1   | Chicago       |
| 1   | Cincinnati    |
| 1   | Cleveland     |
| 1   | Green Bay     |
| 1   | Las Vegas     |
| 1   | Minnesota     |
| 1   | Philadelphia  |
| 1   | Pittsburgh    |
| 1   | Seattle       |
| 1   | Tampa Bay     |

### CAREER TOUCHDOWN SPLITS

#### By Quarterback (11)

| TDs | Quarterback      |
|-----|------------------|
| 25  | Deshawn Watson   |
| 7   | T.J. Yates       |
| 6   | Ryan Fitzpatrick |
| 5   | Brian Hoyer      |
| 4   | Brock Osweiler   |
| 2   | Ryan Mallett     |
| 2   | Tom Savage       |
| 1   | Kyler Murray     |
| 1   | Case Keenum      |
| 1   | Matt Schaub      |
| 1   | Brandon Weeden   |

#### By Distance

| TDs | Distance         |
|-----|------------------|
| 14  | 30 or more yards |
| 13  | 4-9 yards        |
| 11  | 20-29 yards      |
| 9   | 10-19 yards      |
| 8   | 3 or fewer yards |

#### By Season

| TDs | Season |
|-----|--------|
| 13  | 2017   |
| 11  | 2018   |
| 11  | 2015   |
| 7   | 2019   |
| 6   | 2014   |
| 4   | 2016   |
| 2   | 2013   |
| 1   | 2020   |

#### By Day

| TDs | Day      |
|-----|----------|
| 45  | Sunday   |
| 4   | Monday   |
| 4   | Thursday |
| 2   | Saturday |

#### By Quarter

| TDs | Quarter |
|-----|---------|
| 20  | 4th     |
| 15  | 2nd     |
| 12  | 3rd     |
| 7   | 1st     |
| 1   | OT      |

## ACTIVE TD RECEPTION LEADER

Hopkins' 55 TD catches lead all active players dating back to 2013.

### NFL Leaders – TD Receptions (2013-20)

| Rnk | Player (Current Team)       | TD        |
|-----|-----------------------------|-----------|
| 1   | <b>DeAndre Hopkins (AZ)</b> | <b>55</b> |
| 2t  | Jimmy Graham (Chi)          | 52        |
| 2t  | Mike Evans (TB)             | 52        |
| 4   | Odell Beckham (Cle)         | 49        |
| 5   | Davante Adams (GB)          | 46        |

## 21 STRAIGHT WITH 5+ CATCHES

After pulling in 10 receptions last week against Detroit, Hopkins now has five-or-more receptions in 21 consecutive games played.

*In NFL history, only Antonio Brown (36 straight) had a longer streak of games with five-or-more catches.*

### NFL History – Consecutive Games with 5+ Receptions

| Rnk | Player (Team)                   | Gms        | Years          |
|-----|---------------------------------|------------|----------------|
| 1   | Antonio Brown (Pit)             | 36         | 2013-15        |
| 2   | <b>DeAndre Hopkins (Hou/AZ)</b> | <b>21*</b> | <b>2018-20</b> |
| 3t  | Michael Thomas (NO)             | 20         | 2018-19        |
| 3t  | Jarvis Landry (Mia/Cle)         | 20         | 2017-18        |
| 5   | Laveranues Coles (NYJ/Was)      | 19         | 2002-03        |

\*Active Streak

### A CATCH IN EVERY GAME

WR Larry Fitzgerald has an active streak of 246 consecutive games with at least one reception that dates back to his rookie season in 2004. It's the second-longest receptions streak in NFL history.

Hopkins has a streak of his own, having caught at least one pass in all 113 games he has played in his NFL career.

That represents the fourth-longest active streak in the NFL and the seventh-longest streak to begin a career in the Super Bowl era.

### NFL Leaders - Consecutive Games with a Reception (Active Streaks)

| Rnk | Player (Team)                | Games      | Date Streak Started  |
|-----|------------------------------|------------|----------------------|
| 1   | <b>Larry Fitzgerald (AZ)</b> | <b>246</b> | <b>Nov. 7, 2004</b>  |
| 2   | Julio Jones (Atl)            | 120        | Dec. 4, 2011         |
| 3   | Golden Tate (NYG)            | 118        | Oct. 28, 2012        |
| 4   | <b>DeAndre Hopkins (AZ)</b>  | <b>113</b> | <b>Sept. 9, 2013</b> |
| 5   | Travis Kelce (KC)            | 98         | Sept. 7, 2014        |



## AN EXPLOSIVE TALENT

Hopkins has posted some explosive performances in his NFL career. In the season-opener at San Francisco he finished with a career-high 14 receptions for 151 yards. Last week vs. Detroit, he had 10 receptions for 137 yards. Hopkins now has eight career games with 150+ receiving yards, 11 game with 10+ receptions and 10 games with multiple TD catches.

### Hopkins Career Games w/10+ Receptions

| Opponent                       | Rec       | Yds        |
|--------------------------------|-----------|------------|
| <b>9/13/20 @ San Francisco</b> | <b>14</b> | <b>151</b> |
| 12/30/18 vs. Jacksonville      | 12        | 147        |
| 10/27/19 vs. Oakland           | 11        | 109        |
| 12/10/17 vs. San Francisco     | 11        | 149        |
| 10/8/15 vs. Indianapolis       | 11        | 169        |
| <b>9/27/20 vs. Detroit</b>     | <b>10</b> | <b>137</b> |
| 12/15/18 @ NY Jets             | 10        | 170        |
| 11/4/18 @ Denver               | 10        | 105        |
| 9/30/18 @ Indianapolis         | 10        | 169        |
| 10/1/17 vs. Tennessee          | 10        | 107        |
| 10/18/15 @ Jacksonville        | 10        | 148        |

### Hopkins Career Games w/150+ Receiving Yards

| Opponent                       | Yds        | Rec       | Avg         |
|--------------------------------|------------|-----------|-------------|
| 11/30/14 vs. Tennessee         | 238        | 9         | 26.4        |
| 10/29/17 @ Seattle             | 224        | 8         | 28.0        |
| 12/15/18 @ NY Jets             | 170        | 10        | 17.0        |
| 10/8/15 vs. Indianapolis       | 169        | 11        | 15.4        |
| 9/30/18 @ Indianapolis         | 169        | 10        | 16.9        |
| 10/4/15 @ Atlanta              | 157        | 9         | 17.4        |
| <b>9/13/20 @ San Francisco</b> | <b>151</b> | <b>14</b> | <b>10.8</b> |
| 10/7/18 vs. Dallas             | 151        | 9         | 16.8        |



### Hopkins Career Games with 2+ TD Receptions

| Opponent                   | TDs |
|----------------------------|-----|
| 10/8/17 vs. Kansas City    | 3   |
| 11/21/19 vs. Indianapolis  | 2   |
| 9/9/19 @ New Orleans       | 2   |
| 12/15/18 @ NY Jets         | 2   |
| 10/25/18 vs. Miami         | 2   |
| 12/10/17 vs. San Francisco | 2   |
| 11/22/15 vs. NY Jets       | 2   |
| 10/18/15 @ Jacksonville    | 2   |
| 9/13/15 vs. Kansas City    | 2   |
| 11/30/14 vs. Tennessee     | 2   |



## AN ARIZONA SUCCESS STORY

RB **Kenyan Drake** - acquired by Arizona in a trade with Miami in Week 9 - has rushed for 862 yards and nine TDs on 177 carries (4.9 avg.) in 11 games with the Cardinals, adding 33 receptions for 191 yards.

Last season, Drake posted 100+ rushing yards in three of eight games played for Arizona, surpassing the number of 100-yard outings he had in 54 games with Miami (2).

Drake rushed for a career-high 166 yards and added a pair of rushing TDs on 24 carries (6.9 avg.) against the Seahawks in Week 16. That performance came after he rushed for 137 yards and a career-high four TDs the previous week vs. Cleveland.

Drake has posted three of the four highest single-game scrimmage yardage totals of his career in his 11 games with Arizona. His 184 total scrimmage yards against the Seahawks in Week 16 were the second-highest total of his career.

### Drake's Career Games with 100+ Scrimmage Yards

| Rnk | Team    | Yds | Rush | Rec | Opponent                   |
|-----|---------|-----|------|-----|----------------------------|
| 1   | Miami   | 193 | 114  | 79  | 12/11/17 vs. New England   |
| 2   | Arizona | 184 | 166  | 18  | 12/22/19 at Seattle        |
| 3   | Arizona | 162 | 110  | 52  | 10/31/19 vs. San Francisco |
| 4   | Arizona | 146 | 137  | 9   | 12/15/19 vs. Cleveland     |
| 5   | Miami   | 141 | 120  | 21  | 12/3/17 vs. Denver         |
| 6   | Miami   | 115 | 46   | 69  | 10/7/18 at Cincinnati      |
| 7   | Miami   | 113 | 78   | 35  | 12/17/17 at Buffalo        |



## DRAKE KEEPS ON SCORING

Opposing defenses have had a hard time keeping RB **Kenyan Drake** out of the end zone since he joined the Cardinals in the middle of last season.

Drake has as many rushing TDs in 11 games with Arizona (9) as he had in 54 games with Miami (9).

### FOUR STRAIGHT WITH A RUSHING TD

Drake scored the game-winning TD against the 49ers in Week 1 on a one-yard run with just over five minutes remaining. It gave him at least one rushing TD in four consecutive games. Only five players in franchise history had a rushing TD in more consecutive games.

Drake's streak was snapped in Week 2 vs. Washington.

### Franchise Record - Consecutive Games with Rushing TD

| Rnk | Player (Years)                | Gms      |
|-----|-------------------------------|----------|
| 1t  | Ottis Anderson (1983-84)      | 5        |
| 1t  | Jim Otis (1978)               | 5        |
| 1t  | Donny Anderson (1972-73)      | 5        |
| 1t  | MacArthur Lane (1970)         | 5        |
| 1t  | Elmer Angsman (1948)          | 5        |
| 6t  | <b>Kenyan Drake (2019-20)</b> | <b>4</b> |
| 6t  | Beanie Wells (2011)           | 4        |
| 6t  | Tim Hightower (2009)          | 4        |
| 6t  | Ottis Anderson (1980)         | 4        |
| 6t  | Jim Hart (1968)               | 4        |
| 6t  | John David Crow (1964)        | 4        |
| 6t  | Ollie Matson (1957)           | 4        |
| 6t  | Pat Harder (1947)             | 4        |
| 6t  | Pat Harder (1946-47)          | 4        |

### A FOUR TD PERFORMANCE VS. THE BROWNS

In Week 15 vs. Cleveland last season, Drake led the Cardinals to a victory by rushing for a 133 yards and a career-high four TDs. He became the first Cardinals player to rush for at least four TDs in a game since RB Ronald Moore had four vs. the L.A. Rams on 12/5/93. In franchise history only Ernie Nevers - who had an NFL single-game record six rushing TDs vs. Chicago on 11/28/29 - had more rushing TDs in a game than Drake had vs. the Browns.

### Franchise Single-Game Record - Rushing TDs

| Rnk | Player              | TDs      | Opponent                      |
|-----|---------------------|----------|-------------------------------|
| 1   | Ernie Nevers        | 6*       | 11/28/29 vs. Chicago          |
| 2t  | <b>Kenyan Drake</b> | <b>4</b> | <b>12/15/19 vs. Cleveland</b> |
| 2t  | Ronald Moore        | 4        | 12/5/93 vs. L.A. Rams         |
| 2t  | Wayne Morris        | 4        | 10/23/77 vs. New Orleans      |
| 2t  | Paddy Driscoll      | 4        | 10/17/23 vs. Rochester        |

\*NFL Single-Game Record

### DRAKE TAKES THE LONG ROUTE TO FIRST TD IN SEATTLE

Drake's second carry in Seattle in Week 16 last season was an 80-yard TD run in the first quarter. It was just the sixth TD run of 80+ yards in franchise history.

### Longest Runs - Franchise History

| Rnk | Player                   | Yds        | Opponent                    |
|-----|--------------------------|------------|-----------------------------|
| 1   | John David Crow (TD)     | 83t        | vs. Washington, 10/4/58     |
| 2   | Elmer Angsman (TD)       | 82t        | vs. Detroit, 10/23/49       |
| 3t  | <b>Kenyan Drake (TD)</b> | <b>80t</b> | <b>at Seattle, 12/22/19</b> |
| 3t  | Andre Ellington (TD)     | 80t        | vs. Atlanta, 10/27/13       |
| 3t  | Tim Hightower (TD)       | 80t        | at Atlanta, 9/19/10         |

## KIRK POISED FOR BREAKOUT YEAR IN 2020

Much of the attention this offseason has been on Larry Fitzgerald and DeAndre Hopkins - but Arizona has a budding star at WR in third-year pro **Christian Kirk**.

In his first two seasons, Kirk piled up 111 receptions for 1,299 yards and six TDs despite missing seven games due to injury.

### ONLY ANQUAN WAS FASTER TO 100

Playing in his 22<sup>nd</sup> career game in Week 14 vs. Pittsburgh last season, Kirk reached 100 receptions for his career. In franchise history, the only player to have 100 catches in fewer games was Anquan Boldin (16).

### Franchise Record - Fewest Games to 100 Receptions

| Rnk | Player (Years)                  | Gms (Receptions) |
|-----|---------------------------------|------------------|
| 1   | Anquan Boldin (2003)            | 16 (101)         |
| 2   | <b>Christian Kirk (2018-19)</b> | <b>22 (100)</b>  |
| 3   | Larry Fitzgerald (2004-05)      | 23 (102)         |
| 4   | Don Stonesifer (1951-53)        | 27 (101)         |
| 5t  | 3 players tied                  | 28               |



### BREAKING OUT BY THE BAY

Kirk had the best game of his career in the Cardinals matchup at Tampa Bay in Week 10 last season, setting career highs in receiving yards (138) and TD receptions (3) on six catches. Kirk had as many TD receptions vs. the Bucs (3) as he had in his first 18 career games (3).

Kirk became one of just five players in the NFL last season who had 130+ receiving yards and three or more receiving TDs in a game.

### Players with 130+ Receiving Yards/3+ TD Receptions in a Game (2019)

| Player (Team)              | Rec      | Yds        | TD       | Opponent                 |
|----------------------------|----------|------------|----------|--------------------------|
| <b>Christian Kirk (AZ)</b> | <b>6</b> | <b>138</b> | <b>3</b> | <b>11/10 @ Tampa Bay</b> |
| Stefon Diggs (Min)         | 7        | 167        | 3        | 10/13 vs. Philadelphia   |
| Will Fuller (Hou)          | 14       | 217        | 3        | 10/6 vs. Atlanta         |
| Mike Evans (TB)            | 8        | 190        | 3        | 9/22 vs. NY Giants       |
| Sammy Watkins (KC)         | 9        | 198        | 3        | 9/8 @ Jacksonville       |

Dating back to the 1970 NFL-AFL merger, Kirk became just the third different Cardinals player with 130+ receiving yards and three or more TD receptions in a game. He was the first to do so since Anquan Boldin in 2008.

### Cardinals with 130+ Receiving Yards/3+ TD Receptions in a Game (1970-19)

| Player (Year)                | Rec      | Yds        | TD       | Opponent                 |
|------------------------------|----------|------------|----------|--------------------------|
| <b>Christian Kirk (2019)</b> | <b>6</b> | <b>138</b> | <b>3</b> | <b>11/10 @ Tampa Bay</b> |
| Anquan Boldin (2008)         | 6        | 140        | 3        | 9/14 vs. Miami           |
| Roy Green (1989)             | 8        | 166        | 3        | 9/17 vs. Seattle         |
| Roy Green (1983)             | 6        | 130        | 4        | 11/13 vs. Seattle        |

### THE MURRAY-TO-KIRK TD CONNECTION IS REVIVED

Kirk has caught five TD passes from **Kyler Murray** dating back to their season together at Texas A&M in 2015.

15-yard TD pass in the fourth quarter @ Tampa Bay on 11/10/19  
69-yard TD pass in the third quarter @ Tampa Bay on 11/10/19  
33-yard TD pass in the second quarter @ Tampa Bay on 11/10/19  
10-yard TD pass in the second quarter vs. Ball State on 9/12/15  
14-yard TD pass in the second quarter vs. Western Carolina on 11/14/15

## CARDINALS SEE AN UP-AND-COMER IN EDMONDS

Drafted by the Cardinals in the fourth round (134<sup>th</sup> overall) in the 2018 NFL Draft out of Fordham - RB **Chase Edmonds** is in his third NFL season in 2020.

Much like fellow 2018 draftee WR Christian Kirk, the Cardinals see big things ahead.

"We all feel like he's a starting running back in this league, and he does, too," head coach **Kliff Kingsbury** said of Edmonds. "When he had his opportunities, he shined, and he continues to shine. He can catch it, run it, block, play special teams, and he's really bright football-wise. He's everything you want."



### EDMONDS SHINES NEAR HIS OLD STOMPING GROUNDS

Filling in for injured David Johnson, Edmonds saw the most extensive action of his career in the Cardinals Week 7 victory over the Giants last season. He took advantage, finishing with career highs in total scrimmage yards (150), rushing yards (126) and TDs (3).

He rushed for 126 yards and three TDs on 27 carries and added four receptions for 24 yards. Edmonds' three rushing TDs covered 20, 20 and 22 yards. He became the first player in franchise history - and just the sixth player in NFL history - with at least three rushing TDs of 20+ yards in a game.

### NFL History - Most Rushing TDs of 20+ Yards (Game)

| Player (Team)             | TDs      | Opponent                    |
|---------------------------|----------|-----------------------------|
| <b>Chase Edmonds (AZ)</b> | <b>3</b> | <b>10/20/19 @ NY Giants</b> |
| Doug Martin (TB)          | 3        | 11/4/12 @ Oakland           |
| Adrian Peterson (Min)     | 3        | 10/14/07 @ Chicago          |
| Clinton Portis (Den)      | 3        | 12/7/03 vs. Kansas City     |
| Mercury Morris (Mia)      | 3        | 9/30/73 vs. New England     |
| Ernie Caddel (Det)        | 3        | 9/20/35 vs. Philadelphia    |

## P2 IN YEAR #10

- Six-time team captain (2013, 2015-18, 2020) has totaled 428 tackles, 25 INTs (one returned for a TD) and 108 passes defended in 141 games (all starts) during his first 10 NFL seasons. Only five players in Cardinals history had more INTs than Peterson had in his first nine seasons (25).

- Started all 128 games during his first eight NFL seasons, becoming the first Cardinal since at least the 1970 NFL-AFL merger to start 100+ consecutive games to begin his career.

- In April of 2020, named to the 2010-19 All-Decade Team by the Pro Football Hall of Fame's 48-member selection committee.


- Voted to the Pro Bowl in each of his first eight NFL seasons – seven times at CB (2012-18) and once as a kick returner (2011). Joined Hall of Famers Jim Brown and Barry Sanders as the only players in NFL history to be chosen to eight Pro Bowls before their 29th birthday.

- Peterson is the only player in team history selected to the Pro Bowl in each of his first eight NFL seasons, and his eight consecutive Pro Bowl selections are a franchise record.

- Earned first-team All-Pro honors three times with two selections at CB (2013, 2015) and one as a kick returner (2011).

- Named NFC Defensive Player of the Week three times (Week 15, 2019; Week 10, 2014; Week 4, 2013), NFC Special Teams Player of the Week twice (Week 9, 2011; Week 12, 2011) and Special Teams Player of the Month once (November 2011).

- Became the first NFL defender since at least the 1970 NFL-AFL merger to have a reception and a completion in the same game vs. Det (9/15/13). Peterson's gloves and the football used on the pass completion were sent to the Pro Football Hall of Fame in Canton, OH.



## 21 NOW WITH 25 INTERCEPTIONS

The Cardinals selected CB **Patrick Peterson** with the fifth pick in the 2011 NFL Draft, and in his first nine seasons, he earned eight Pro Bowl selections and was named first-team All-Pro three times. Considered one of the game's best cover corners, he has proven to be one of the most unique talents in NFL history. Since his rookie season in 2011, only four NFL players have more INTs than Peterson.

### NFL Leaders – Interceptions (2011-20)

| Rnk | Player (Team)                | INTs |
|-----|------------------------------|------|
| 1   | Richard Sherman (SF)         | 35   |
| 2   | Reggie Nelson (FA)           | 29   |
| 3   | Marcus Peters (Bal)          | 28   |
| 4t  | <b>Patrick Peterson (AZ)</b> | 25   |
| 4t  | Earl Thomas (FA)             | 25   |
| 4t  | Stephon Gilmore (NE)         | 25   |

*Only six players in franchise history, including four Pro Football Hall of Fame inductees, have more INTs than Peterson.*

### Franchise Leaders – Interceptions (All-Time)

| Rnk | Player (Years)                  | INTs |
|-----|---------------------------------|------|
| 1   | Larry Wilson (1960-72)+         | 52   |
| 2   | Aeneas Williams (1991-2000)+    | 46   |
| 3   | Roger Wehrli (1969-82)+         | 40   |
| 4   | Night Train Lane (1954-59)+     | 30   |
| 5   | Pat Fischer (1961-67)           | 29   |
| 6   | Adrian Wilson (2001-12)         | 27   |
| 7   | <b>Patrick Peterson (2011-)</b> | 25   |
| 8   | Kwamie Lassiter (1995-2002)     | 24   |
| 9   | Norm Thompson (1971-76)         | 22   |
| 10t | Jerry Davis (1948-51)           | 21   |
| 10t | Ray Ramsey (1950-53)            | 21   |

+Hall of Fame Inductee

### PETERSON RETURNS MOTIVATED FOR 2020

Peterson on his offseason preparations (August 21, 2020): "I believe this offseason was one of the hardest offseasons that I grind. ... I put my body through certain situations this offseason that were much different than my previous offseasons, so I'm just ready."

"I'm just extremely focused, extremely dialed in and just ready to play some of my best football I've ever played in my 10-year career."



## BUDDA PICKS UP WHERE HE LEFT OFF

Signed to a four-year contract extension this offseason, S **Budda Baker** enjoyed a breakout campaign in 2019.

Arizona's second-round pick (36th overall) in the 2017 NFL Draft, Baker was named to his second Pro Bowl last season, becoming the eighth Cardinal safety to earn the honor and the first player in franchise history selected as a special teamer (2017) and position player (2019). He also became the 15th player in team history selected to multiple Pro Bowls in his first three NFL seasons.



Baker led all NFL DBs and ranked fourth overall with a career-high 147 tackles last season, and no player in the league had more solo tackles in 2019.

### NFL Leaders – Total Tackles (2019)

| Rnk | Player (Team)               | Tackles |
|-----|-----------------------------|---------|
| 1   | LB Bobby Wagner (Sea)       | 159     |
| 2   | LB Blake Martinez (GB)      | 155     |
| 3   | <b>LB Jordan Hicks (AZ)</b> | 150     |
| 4   | <b>S Budda Baker (AZ)</b>   | 147     |
| 5   | LB Luke Kuechly (Car)       | 144     |

### NFL Leaders – Solo Tackles (2019)

| Rnk | Player (Team)               | Tackles |
|-----|-----------------------------|---------|
| 1   | <b>S Budda Baker (AZ)</b>   | 104     |
| 2   | LB Zach Cunningham (Hou)    | 99      |
| 3t  | LB Blake Martinez (GB)      | 97      |
| 3t  | S Eric Reid (Car)           | 97      |
| 5   | <b>LB Jordan Hicks (AZ)</b> | 93      |

According to league stats, only one DB in team history – S Tim McDonald (155 in 1989) – had more tackles in a season than Baker (147) last year.

### STRONG START FOR #32

Baker picked up right where he left off, registering a career-high 15 tackles in the 2020 season-opener against San Francisco. *Through three games, he leads all NFL DBs and ranks eighth overall with 28 tackles.*

### NFL Leaders – Total Tackles by a DB (2020)

| Rnk | Player (Team)             | Tackles |
|-----|---------------------------|---------|
| 1   | <b>S Budda Baker (AZ)</b> | 28      |
| 2   | S Jeremy Chinn (Car)      | 27      |
| 3   | S Jordan Fuller (LAR)     | 26      |
| 4t  | S Josh Jones (Jax)        | 25      |
| 4t  | S Marcus Maye (NYJ)       | 25      |

### BAKING UP TROUBLE IN THE BACKFIELD

The 195-pound DB has a proven ability to make plays behind the line of scrimmage. His 15 tackles for loss rank third among NFL DBs since 2018.

### NFL Leaders – Tackles for Loss by DBs (2018-20)

| Rnk | Player (Team)           | TFL | GP |
|-----|-------------------------|-----|----|
| 1   | Jamal Adams (Sea)       | 22  | 33 |
| 2t  | <b>Budda Baker (AZ)</b> | 16  | 33 |
| 2t  | Landon Collins (Was)    | 16  | 30 |
| 2t  | Mike Hilton (Pit)       | 16  | 34 |
| 5t  | 3 Players Tied          | 14  | -- |

## MURPHY RISES TO THE CHALLENGE

In 2019, after starting CB **Robert Alford** suffered a season-ending injury during training camp, CB **Byron Murphy Jr.** was pressed into action and started all 16 games as a rookie.

He finished the season with 10 passes defended, which ranked third by a first-year player in franchise history, trailing only Dominique Rodgers-Cromartie (19 in 2008) and Patrick Peterson (13 in 2011).

During the Cardinals Week 1 victory at San Francisco – with Arizona protecting a four-point lead and 47 seconds left – Murphy had back-to-back pass deflections to end the 49ers scoring threat and seal the win.



Just four players in Cardinals history – Rodgers-Cromartie, Peterson, Eric Green and A.J. Jefferson – had more passes defended than Murphy (12) through the first 19 games of their career.

### Franchise Leaders – PD thru 1st 19 games (All-Time)

| Rnk | Player (Seasons)                      | PD |
|-----|---------------------------------------|----|
| 1   | Dominique Rodgers-Cromartie (2008-09) | 22 |
| 2t  | Eric Green (2005-06)                  | 15 |
| 2t  | Patrick Peterson (2011-12)            | 15 |
| 4   | A.J. Jefferson (2010-11)              | 13 |
| 5   | <b>Byron Murphy Jr. (2019-20)</b>     | 12 |
| 6   | Antrel Rolle (2005-06)                | 11 |

## CARDS HAVE A TACKLING MACHINE IN HICKS

LB **Jordan Hicks** – signed as a free agent in 2019 after four years with the Eagles – put together a breakout campaign in his first season with the Cardinals.

Hicks had a career-high 150 tackles (third in the NFL) to go along with 1.5 sacks, 11 tackles for loss, three INTs, two forced fumbles and a fumble recovery in 2019.

| NFL Leaders – Tackles (2019) |                             |            |
|------------------------------|-----------------------------|------------|
| Rnk                          | Player (Team)               | Tkls       |
| 1                            | LB Bobby Wagner (Sea)       | 159        |
| 2                            | LB Blake Martinez (GB)      | 155        |
| 3                            | <b>LB Jordan Hicks (AZ)</b> | <b>150</b> |
| 4                            | <b>S Budda Baker (AZ)</b>   | <b>147</b> |
| 5                            | LB Luke Kuechly (Car)       | 144        |

In the Cardinals Week 2 win over Washington, the newly-minted defensive team captain matched a team high with 10 tackles, including one loss. It marked his 10th game with at least 10 tackles since joining Arizona in 2019, which tied for the NFL lead during that span.

### NFL Leaders – Games w/ 10+ Tackles (2019-20)

| Rnk | Player (Team)            | Gms       |
|-----|--------------------------|-----------|
| 1t  | <b>Jordan Hicks (AZ)</b> | <b>10</b> |
| 1t  | Bobby Wagner (Sea)       | 10        |
| 3t  | Blake Martinez (GNB/NYG) | 9         |
| 3t  | Darius Leonard (Ind)     | 9         |
| 5t  | Todd Davis (Den)         | 8         |
| 5t  | Zach Cunningham (Hou)    | 8         |

Last year, his nine 10-tackle performances broke a franchise record previously shared by LB Ronald McKinnon and S Pat Tillman, who each had eight such games during the 2000 season.

### Franchise History – Games w/ 10+ Tackles (Single Season)

| Rnk | Player (Year)              | Gms      |
|-----|----------------------------|----------|
| 1   | <b>Jordan Hicks (2019)</b> | <b>9</b> |
| 2t  | Pat Tillman (2000)         | 8        |
| 2t  | Ronald McKinnon (2000)     | 8        |
| 4   | Ronald McKinnon (1999)     | 7        |
| 5t  | <b>Budda Baker (2019)</b>  | <b>6</b> |
| 5t  | Rob Fredrickson (1999)     | 6        |

### ANOTHER GAME, ANOTHER INTERCEPTION FOR HICKS

Hicks secured his 10<sup>th</sup>-career INT – and his third in a five game stretch – when he picked off 49ers QB Jimmy Garoppolo in Week 11 last season. Dating back to his rookie year in 2015, Hicks' 10 INTs lead all active NFL LBs.

### NFL Leaders – INTs By LBs (2015-Present)

| Rnk | Player (Team)            | INTs      |
|-----|--------------------------|-----------|
| 1   | <b>Jordan Hicks (AZ)</b> | <b>10</b> |
| 2t  | Alec Ogletree (NYJ)      | 9         |
| 2t  | Deion Jones (Atl)        | 9         |
| 2t  | Jamie Collins (Det)      | 9         |
| 5   | C.J. Mosley (NYJ)        | 8         |

Hicks is tied for the sixth-most INTs among all active NFL LBs, and he has played the fewest games (62) among those in the top-10.



## KICKING HIS WAY TO THE TOP

Through three games this season, K **Zane Gonzalez** has connected on five-of-seven FG attempts with his two misses coming from 52 and 49 yards in the season-opener.

He has converted two-of-three beyond 50 yards, including a 54-yard FG in Week 3 against the Lions and a career-long 56-yarder in Week 1 against the 49ers.

In franchise history, just three made FGs have covered more ground than his 56-yard FG against San Francisco.



### Franchise Record – Longest FG

| Rnk | Player               | Dist      | Opponent                       |
|-----|----------------------|-----------|--------------------------------|
| 1   | Jay Feely            | 61        | 10/14/12 vs. Buffalo           |
| 2   | Chandler Catanzaro   | 60        | 9/25/16 at Buffalo             |
| 3   | Phil Dawson          | 57        | 11/26/17 vs. Jacksonville      |
| 4t  | <b>Zane Gonzalez</b> | <b>56</b> | <b>9/13/20 @ San Francisco</b> |
| 4t  | Chandler Catanzaro   | 56        | 12/11/16 @ Miami               |

### A CAREER YEAR FOR GONZALEZ

In 2019, Gonzalez had the best year of his career – and one of the best seasons by a kicker in team history – earning Pro Bowl alternate status. The NFC "Special Teams Player of the Month" for October, Gonzalez made 31 FGs, which ranked fourth in the NFL last season and marked the third-highest total in team history.

### NFL Leaders – FGs Made (2019)

| Rnk | Player (Team)             | FGs       | Franchise Record – FGs Made (Season) |
|-----|---------------------------|-----------|--------------------------------------|
| 1   | Harrison Butker (KC)      | 34        | 1 Neil Rackers (2005) 40             |
| 2   | Josh Lambo (Jax)          | 33        | 2 Phil Dawson (2017) 32              |
| 3   | Wil Lutz (NO)             | 32        | 3 <b>Zane Gonzalez (2019)</b> 31     |
| 4   | <b>Zane Gonzalez (AZ)</b> | <b>31</b> | 4t Jay Feely (2013) 30               |
| 5   | Chris Boswell (Pit)       | 29        | 4t Greg Davis (1995) 30              |

Gonzalez (31 FGs; 34 PATs) ranked fourth in the NFL and tied for third in franchise history with 127 points in 2019.

### NFL Leaders – Total Points (2019)


| Rnk | Player (Team)             | Pts        | Franchise Record – Points (Season) |
|-----|---------------------------|------------|------------------------------------|
| 1   | Harrison Butker (KC)      | 147        | 1 Neil Rackers (2005) 140          |
| 2   | Wil Lutz (NO)             | 144        | 2 Chandler Catanzaro (2015) 137    |
| 3   | Justin Tucker (Bal)       | 141        | 3t <b>Zane Gonzalez (2019)</b> 127 |
| 4   | <b>Zane Gonzalez (AZ)</b> | <b>127</b> | 3t Jay Feely (2013) 127            |
| 5   | Matt Gay (TB)             | 124        | 5 David Johnson (2016) 122         |

## LEE STILL ON TOP OF HIS GAME

Now in his 17th NFL season – and fourth with the Cardinals – P **Andy Lee** ranks sixth in the NFL with a 48.0-yard gross punting average through Week 3 of the 2020 season.

### NFL Leaders – Gross Punting Average (2020)

| Rnk | Player (Team)          | Punts     | Avg.        |
|-----|------------------------|-----------|-------------|
| 1   | Jack Fox (Det)         | 13        | 53.1        |
| 2   | Cameron Johnston (Phi) | 13        | 51.8        |
| 3   | Michael Dickson (Sea)  | 15        | 51.6        |
| 4   | Kevin Huber (Cin)      | 15        | 48.4        |
| 5   | Matt Haack (Mia)       | 12        | 48.2        |
| 6   | <b>Andy Lee (AZ)</b>   | <b>10</b> | <b>48.0</b> |



Lee has finished in the top-10 in punting average in 13 of his first 16 NFL seasons. That includes ranking seventh (2017), first (2018) and second (2019) in punting average while with the Cardinals.

### A LEADER IN ARIZONA

Since joining the Cardinals in 2017, Lee is tied for the NFL lead with a 47.9-yard gross punting average.

### NFL Leaders – Gross Punting Average (2017-20)

| Rnk | Player (Team)          | Punts      | Avg.        |
|-----|------------------------|------------|-------------|
| 1t  | <b>Andy Lee (AZ)</b>   | <b>253</b> | <b>47.9</b> |
| 1t  | Brett Kern (Ten)       | 237        | 47.9        |
| 3   | Cameron Johnston (Phi) | 145        | 47.6        |
| 4   | Johnny Hekker (LAR)    | 179        | 47.3        |
| 5   | Michael Dickson (Sea)  | 167        | 47.2        |

### REWRITING THE RECORDS BOOKS

His first three seasons in Arizona have resulted in the three highest single-season punting averages in franchise history. In 2018, he led the NFL with a single-season franchise-record 48.6-yard gross punting average.

### Franchise Record – Gross Punting Average (Season)

| Rnk | Player (Season)        | Avg.        |
|-----|------------------------|-------------|
| 1   | <b>Andy Lee (2018)</b> | <b>48.6</b> |
| 2   | <b>Andy Lee (2019)</b> | <b>47.8</b> |
| 3   | <b>Andy Lee (2017)</b> | <b>47.3</b> |
| 4   | Ben Graham (2009)      | 47.0        |
| 5   | Dave Zastudil (2012)   | 46.5        |

## SPECIAL TEAMS COMES UP BIG IN 2020

Three games into the 2020 season, the Cardinals have benefitted from big plays on special teams:

- Third-year LB **Ezekiel Turner** – a PFWA All-Rookie pick as a special teamer in 2018 – made one of the biggest plays of the game in Arizona's Week 1 victory over San Francisco. He set up the Cardinals first TD of the game in the first quarter when he blocked a 49ers punt, which was recovered by LB **Dennis Gardeck** and returned to the SF 10-yard line. It was the Cardinals first blocked punt since the 2018 season finale, which was also recovered by Gardeck for a TD.



- K **Zane Gonzalez** connected on a 56-yard FG just prior to halftime against San Francisco. It was the longest FG of his career and tied for the fourth-longest FG in franchise history.

- LS **Aaron Brewer** – now in his ninth NFL season and playing in his 119th career game in Week 1 – recovered the first fumble of his career in the first quarter. Covering a punt return, Brewer jumped on a ball forced loose by TE Darrell Daniels at the Washington 40-yard line. Six plays later QB **Kyler Murray** scored on a 14-yard TD run to give Arizona a 14-0 lead.

# CARDINALS 2020 ROOKIE CLASS HIGHLIGHTS

## TEAM CAPTAINS, ALL-AMERICAN LINEBACKERS, ASU STANDOUT AND RUGBY STAR AMONG '20 DRAFT HAUL

- All five of the Cardinals 2020 NFL Draft picks who made the active roster served as team captains during their time in college, including DL Rashard Lawrence, who was a three-time captain at LSU.
- Like QB Kyler Murray last year, the Cardinals drafted a pair of players in 2020 (Josh Jones & Eno Benjamin) who were recruited by Cardinals head coach Kliff Kingsbury while he was at Texas Tech.
- Undrafted rookie QB Chris Streveler - who played the last two seasons with the Winnipeg Blue Bombers of the CFL - made the Week 1 roster. It marks the 15th time in the last 17 seasons - and 8th time in the last nine seasons - that an undrafted rookie made the Week 1 roster.

### FIVE OF SIX DRAFT PICKS MAKE ROSTER

The Cardinals selected six players in the 2020 NFL Draft. Of those six selections, five made the active roster.

#### Cardinals 2020 NFL Draft Picks

| Rd  | Overall           | Name             | Pos | Ht/Wt   | College    |
|-----|-------------------|------------------|-----|---------|------------|
| 1   | 8th               | Isaiah Simmons   | LB  | 6-4/238 | Clemson    |
| 3   | 72 <sup>nd</sup>  | Josh Jones       | OL  | 6-7/310 | Houston    |
| 4a  | 114 <sup>th</sup> | Leki Fotu        | DL  | 6-5/335 | Utah       |
| 4b* | 131 <sup>st</sup> | Rashard Lawrence | DL  | 6-2/309 | LSU        |
| 6+  | 202 <sup>nd</sup> | Evan Weaver*     | LB  | 6-3/235 | California |
| 7   | 222 <sup>nd</sup> | Eno Benjamin     | RB  | 5-9/210 | ASU        |

\*On practice squad



### LEKI FOTU - ROUND 4a (114<sup>TH</sup>) - UTAH

- Name pronounced LECK-ee / FOH-too
- Fotu was a star rugby player growing up. He played on the USA Rugby Boys High School All-American team and also trained with the London Wasps' rugby team in 2013. He was such a star rugby talent in high school, he stopped playing football as a junior. It was his mother, Toa, who convinced him to give football another chance. He returned for his senior year, earn All-State honors and a scholarship to Utah.
- As a senior in 2019, Fotu was a team captain who earned 2nd-Team All-America honors and was named 1st-team All-Pac-12.




### ISAIAH SIMMONS - ROUND 1 (8<sup>TH</sup>) - CLEMSON

- Simmons was the first linebacker selected in the 2020 draft.
- A major reason Simmons chose to wear jersey #48 with the Cardinals was that Arizona is the 48<sup>th</sup> state.
- In 2019, became the first FBS player since Buffalo's Khalil Mack (2013) to record at least 100 tackles, 16 tackles for loss, 8.0 sacks and multiple INTs in a season.
- Posted a team-high 107 tackles (16.0 for loss), 8.0 sacks, 10 passes defended, three INTs, a forced fumble and a fumble recovery in 15 games (all starts) last season.
- The 2019 Butkus Award Winner (nation's top LB), Simmons was named unanimous 1st-Team All-American and the ACC Defensive Player of the Year. Initially recruited as a safety, it took Simmons just two seasons to become the top linebacker in college football.
- At the 2020 NFL Combine, Simmons ran a 4.39 40-yard dash, tied for the seventh-best total at any position.
- A versatile talent, Simmons lined up at five different positions for Clemson in 2019 and played at least 100 snaps at safety, inside linebacker, outside linebacker and slot cornerback.
- Was a two-time state champion in the long jump in high school and also participated on the track team at Clemson during his redshirt freshman season. "Oh my gosh, I'm telling you, the kid could have been an Olympian," Clemson track coach Chris Bostwick said of Simmons. "He had that kind of ability."
- Graduated in December with a degree in Sports Communications, earning his degree on the same day he was named just the sixth unanimous All-American in Clemson history.



### RASHARD LAWRENCE - ROUND 4b (131<sup>ST</sup>) - LSU

- Three-time permanent team captain at LSU (2017-19) who played in 44 games (34 starts) in four years with the Tigers.
- Lawrence was a captain of LSU's National Championship team last season.
- Played the best game of his college career at State Farm Stadium. In LSU's Fiesta Bowl win over UCF in January of 2019, he earned Fiesta Bowl Defensive MVP honors after totaling five tackles, 4.0 tackles for loss and 2.0 sacks.
- A two-time member of the SEC Academic Honor Roll, Lawrence graduated from LSU with a degree in Sports Administration and had a grade point average over 3.0.



### ENO BENJAMIN - ROUND 7 (222<sup>ND</sup>) - ASU

- First ASU player drafted by the Cardinals since the team took S Pat Tillman (7th round, 226th overall) in 1998.
- A star at ASU, Benjamin was the "Most Hated Man in Tucson." He has a clothing line that includes a T-shirt emblazoned with "Tucson's Most Hated."
- In three seasons at Arizona State (2017-19), appeared in 35 games and totaled 2,867 rushing yards and 27 TDs while adding 82 receptions for 625 yards and four TDs.
- Broke the ASU single-season rushing record (1,642 yards in 2018) and single-game rushing record (312 yards vs Oregon in 2018).
- Like 2019 Offensive Rookie of the Year Kyler Murray, Benjamin was a record-breaking high school player in the state of Texas. Their hometowns were just 12.5 miles apart and both earned All-American honors during their prep careers.



### JOSH JONES - ROUND 3 (72<sup>ND</sup>) - HOUSTON

- Drafted by Arizona at #72 overall, ProFootballFocus.com had him listed as the 14<sup>th</sup>-best player in the 2020 NFL Draft.
- In four seasons at Houston (2016-19), started all 45 games he appeared in at left tackle.
- Wasn't the most highly-recruited football prospect coming out of George Bush High School, mainly because until his senior year his focus was basketball. As a sophomore, he played alongside current Phoenix Suns standout Kelly Oubre, Jr.
- Jones did get some attention as a football recruit in high school. He was recruited by then-Texas Tech head coach Kliff Kingsbury as well as Sean Kugler, then the head coach at UTEP.
- As a senior at Houston last season, Jones allowed just one sack, no QB hits, and three hurries. Pro Football Focus gave him a 93.2 grade for the year, the highest grade ever given to a collegiate offensive tackle.
- In his final three seasons at Houston, Jones allowed just 18 pressures while playing 1,282 pass-blocking snaps during that span.



### CHRIS STREVELER - UNDRAFTED - SOUTH DAKOTA

- Played 35 games in two seasons (2018-19) with the Winnipeg Blue Bombers of the CFL where he threw for 2,698 yards and 19 TDs and ran for 1,167 yards and 22 TDs.
- Led the Bombers to a Grey Cup championship in 2019, completing 156-of-234 passes for 1,564 yards and 8 TDs, adding 127 carries for 726 yards and 12 TDs.
- Started all 23 games played in two seasons (2016-17) at South Dakota where he threw for 6,081 yards and 54 TDs to go along with 1,543 rushing yards and 20 TDs.
- Earned 1<sup>st</sup>-team All-American and MVFC Offensive Player of the Year honors as a senior in 2017. Was the runner-up for the Walter Payton Award given to the top offensive player in FCS football



## KINGSBURY TURNS OFFENSE AROUND IN 2019

Under first-year head coach **Kliff Kingsbury**, the Cardinals offense in 2019 displayed a dramatic improvement from 2018, including a 60.4% jump in points scored and a 91.7% increase in the total number of scoring drives.

Below are a few highlights of what the Arizona offense accomplished in 2019 as compared to 2018:

- Went from #32 in scoring to #16
- Went from #32 in scoring drives to #9(t)
- Went from #32 in rush yds/game to #10
- Went from #32 in rushing avg. to #2
- Went from #27 in rushing TDs to #7(t)
- Averaged 100 total yards/game more



### Cardinals Offensive Statistics (2018 vs. 2019)

| Statistic             | 2018  | 2019  | % Improvement |
|-----------------------|-------|-------|---------------|
| Touchdowns            | 27    | 38    | 40.7          |
| Scoring Drives        | 36    | 69    | 91.7          |
| Total Points          | 225   | 361   | 60.4          |
| First Downs           | 239   | 314   | 31.4          |
| Total Yards/Game      | 241.6 | 341.7 | 41.4          |
| Passing Yards/Game    | 157.7 | 217.3 | 37.8          |
| Rushing Yards/Game    | 83.9  | 124.4 | 49.2          |
| Rushing Avg.          | 3.78  | 5.03  | 33.1          |
| Rushing TDs           | 9     | 18    | 100.0         |
| Field Goals Made      | 12    | 31    | 158.3         |
| Turnovers             | 28    | 18    | 55.6          |
| Games w/20+ Points    | 3     | 11    | 266.7         |
| Games w/25+ Points    | 1     | 9     | 800.0         |
| Games w/ 3+ TDs       | 2     | 8     | 300.0         |
| Games w/20+ 1st Downs | 3     | 10    | 233.3         |
| Games w/100+ Rush Yds | 5     | 10    | 100.0         |

### OFFENSIVE HIGHLIGHTS IN 2019

• Posted 400+ net yards in a game five times in 2019 after totaling 400+ net yards just once over the previous two seasons combined (2017-18).

• Scored 25+ points in game nine times, including eight times in the final 12 games. From the beginning of October (Week 5) through the end of the season, only New Orleans (10), San Francisco (9) and Baltimore (9) scored 25+ points in more games than the Cardinals (8).

• Arizona's seven games without a turnover in 2019 were the most in a season in franchise history.

• Arizona averaged a franchise record 5.03 yards per rush attempt as a team in 2019 after rushing for 1,990 yards and 18 TDs on 396 attempts. The Cardinals 1,990 rushing yards were the most in a season since 1988 (2,027), the team's first in Arizona.

• 2019 marked just the sixth time in franchise history (2016, 1984, 1975, 1949, 1948) the Cardinals had at least 20 passing TDs and 18 rushing TDs in a season.

• The Cardinals rushed for 200+ yards in a game three times in 2019. It is the first time since 1983 (3x) that Arizona had 200+ rushing yards in at least three games.

• In Week 5 at Cincinnati, the Cardinals posted 500+ net yards and 250+ rushing yards in a game for the first time since 1960.

## TURNOVER-FREE FOOTBALL

The Cardinals went without a turnover in seven games last season, a franchise record despite a rookie starting all 16 games at QB.

### Franchise Record – Games w/o a Turnover

| Rnk | Year | Games |
|-----|------|-------|
| 1   | 2019 | 7     |
| 2t  | 2016 | 6     |
| 2t  | 2015 | 6     |
| 2t  | 1974 | 6     |
| 5t  | 2014 | 5     |
| 5t  | 2008 | 5     |

Only Green Bay (9) and New Orleans (8) posted more games without turning the ball over than Arizona last season.

### NFL Leaders - Games w/o a Turnover (2019)

| Rnk | Team        | Games |
|-----|-------------|-------|
| 1   | Green Bay   | 9     |
| 2   | New Orleans | 8     |
| 3t  | Arizona     | 7     |
| 3t  | Buffalo     | 7     |
| 3t  | Baltimore   | 7     |

The Cardinals committed just 18 total turnovers in 2019. There have only been three seasons in franchise history in which Arizona turned the ball over fewer times than it did last season: 1982 (16), 2014 (17) and 1974 (17).



## KINGSBURY'S RECORD-BREAKING RUN GAME

When Arizona hired **Kingsbury** in 2019, much of the talk surrounding the hire involved the former Texas-Tech head coach implementing a pass-heavy "Air-Raid" system in the desert.

Although the passing offense made significant strides in 2019, it was the rushing attack that showed the biggest improvement last season.

After finishing #32 in the NFL in both rushing yards and rushing average in 2018, the Cardinals finished the 2019 season having averaged over 5.0 yards per rush attempt as a team for the first time in franchise history. Arizona averaged a franchise-record 5.03 yards per rush attempt last season (1,990 yards & 18 TDs on 396 attempts).

The previous record for team rushing average (4.87) was established in 1960.

### Franchise Record – Team Rushing Avg. (Season)

| Rnk | Year | Avg. | Yds   | Att |
|-----|------|------|-------|-----|
| 1   | 2019 | 5.03 | 1,990 | 396 |
| 2   | 1960 | 4.87 | 2,356 | 484 |
| 3   | 1948 | 4.82 | 2,560 | 531 |
| 4   | 1985 | 4.73 | 1,974 | 417 |
| 5   | 1979 | 4.66 | 1,998 | 429 |

Arizona's 5.03-yard rushing average ranked second in the NFL in 2019.

### NFL Leaders – Team Rushing Avg. (2019)

| Rnk | Team      | Avg. | Yds   | Att |
|-----|-----------|------|-------|-----|
| 1   | Baltimore | 5.53 | 3,296 | 596 |
| 2   | Arizona   | 5.03 | 1,990 | 396 |
| 3   | Tennessee | 5.00 | 2,223 | 445 |
| 4   | Cleveland | 4.84 | 1,901 | 393 |
| 5   | Dallas    | 4.80 | 2,153 | 449 |

The Cardinals 1,990 rushing yards in 2019 represent the team's highest total since rushing for 2,027 yards in 1988, the year the team moved to Arizona.

The 2019 season marked the first time since 1984 (2,008 yards; 21 TDs) that the Cardinals rushed for at least 1,900 yards and 18 TDs in a season.

After having the #32 ranked rushing attack in 2018, the Cardinals had the #10 ranked rushing attack in 2019, averaging 124.4 yards per game. It marked just the second time in the last 35 years (#8 in 2015) that the Cardinals ranked in the top-10 in rushing yards per game.

### NFL Leaders – Rushing Yards/Game (2019)

| Rnk | Team          | Yds/G |
|-----|---------------|-------|
| 1   | Baltimore     | 206.0 |
| 2   | San Francisco | 144.1 |
| 3   | Tennessee     | 138.9 |
| 4   | Seattle       | 137.5 |
| 5   | Dallas        | 134.6 |
| 6   | Minnesota     | 133.3 |
| 7   | Indianapolis  | 133.1 |
| 8   | Buffalo       | 128.4 |
| 9   | Houston       | 125.6 |
| 10  | Arizona       | 124.4 |

### 200 YARDS IN A GAME - THREE TIMES

Arizona rushed for 200+ yards in a game three times in 2019: 266 @ Cincinnati in Week 5; 226 vs. Cleveland in Week 15; 253 @ Seattle in Week 16. It was the first time since 1983 (3x) that the Cardinals had 200+ rushing yards in at least three games in a season.


## POINTS BY THE BUNCH

After scoring 25+ points in a game just once in 2018 - tied for the lowest total in the NFL - **Kingsbury's** offense posted 25+ points in a game nine times last season, doing so eight times in the final 12 games.

Arizona's nine games with 25+ points in 2019 tied for the sixth-best total in the NFL.

### NFL Leaders - Games w/ 25+ Points (2019)

| Rnk | Team          | Games |
|-----|---------------|-------|
| 1t  | Baltimore     | 12    |
| 1t  | New Orleans   | 12    |
| 3t  | Kansas City   | 10    |
| 3t  | Seattle       | 10    |
| 3t  | San Francisco | 10    |
| 6t  | Arizona       | 9     |
| 6t  | L.A. Rams     | 9     |
| 6t  | Minnesota     | 9     |
| 6t  | Tampa Bay     | 9     |
| 10t | New England   | 8     |
| 10t | Tennessee     | 8     |
| 10t | Dallas        | 8     |



Over the final three months of last season (Weeks 5-17), only New Orleans (10), San Francisco (9) and Baltimore (9) scored 25+ points in more games than the Cardinals (8).

## CARDINALS COVID-19 RELIEF EFFORTS (TEAM INITIATIVES)

Since the COVID-19 pandemic hit the country earlier this year the effects of the outbreak have reached every corner of the U.S. and has had a devastating impact on citizens and businesses across the nation. The Cardinals organization – along with the players and staff – immediately mobilized to donate time, money and other resources throughout Arizona to assist the individuals, businesses, schools, frontline health care personnel and other organizations that have been so greatly affected by the crisis.

### \$1 MILLION FOUNDING CONTRIBUTION TO THE AZ CORONAVIRUS RELIEF FUND

On March 24, the Cardinals made a \$1 million founding contribution to the AZ Coronavirus Relief Fund. As part of the Arizona Together initiative launched earlier that day by Governor Doug Ducey, the fund was set up established to provide financial support to organizations working to mitigate the impacts of COVID-19 in Arizona. Initially, it focused on the following immediate needs:

- Funding of Personal Protective Equipment (PPE) for frontline medical personnel.
- Non-profit organizations that support the most vulnerable Arizonans through food banks, homeless shelters, domestic violence facilities, and other services.
- Providing disadvantaged students with the technology necessary to transition to online learning.

“Like so many in our community, this unprecedented crisis has us asking what we can do to help and what might have the greatest impact,” said Cardinals Owner **Michael Bidwill** said of the donation. “We are grateful for the creation of this relief fund, and proud to support its critically important mission and hope that others throughout the community can join this effort in whatever way that they are able. As a team, we will continue to work on additional ways to make a difference and know that as a community we will get through this challenging time together.”

To assist local businesses during the crisis, the Cardinals made a \$100,000 donation to Local First Arizona, Arizona’s Coronavirus Micro Grant Fund

### MILLION MEALS DONATION TO LOCAL FOOD BANKS



In early April, the Cardinals and State Farm partnered on an historic initiative to address a pressing local need arising from the COVID-19 pandemic. The number of people seeking assistance from local food banks more than doubled as a result of the unparalleled crisis. Unfortunately, the number of donations to them decreased just as dramatically.

As part of their on-going commitment to improve the local community, State Farm and the Cardinals helped tackle the issue by donating over a million 1,000,000 meals that were distributed to five non-profit organizations throughout the Valley. The five groups involved in the “Million Meal” donation were:

- St. Mary’s Food Bank
- St. Vincent DePaul
- United Food Bank
- Phoenix Rescue Mission
- Midwest Food Bank

### ORGANIZATION LAUNCHES “CARDINALS CARRY-OUT” INITIATIVE TO ASSIST INDEPENDENT, LOCALLY OWNED RESTAURANTS



On April 13 the team launched “Cardinals Carry-out” - an unprecedented initiative with a dual purpose: assist independent, locally-owned restaurants hit hard by the coronavirus crisis and recognize those working on the front lines of the pandemic in the medical community, law enforcement and emergency services.

Cardinals players and fans nominated their favorite establishments for inclusion on the team’s interactive statewide map and supported them with take-out business.

In the spirit of the NFL Draft, the team selected establishments from the map each day and purchased meals which were delivered to nurses, doctors, first responders and others who work daily to combat the impact of COVID-19.

When it was launched, the first 47 establishments on the map reflected the favorites of Cardinals players and staff as well as those near area hospitals suggested by Local First Arizona. Within the first week, over 800 restaurants throughout the state have been added based on recommendations from fans.

“It’s great that a major sports team would put together such a thing that is community driven and helps restaurants navigate these tough times...we’re kind of in survival mode but we’re going to make it out,” said **Chris Hove**, owner of Perfect Pear Bistro in Chandler which was recommended by defensive lineman **Zach Allen**.

### HOSTING CRITICAL BLOOD DRIVES, DRIVE-THROUGH TESTING AND PPE DRIVES AT STATE FARM STADIUM

One area hit particularly hard by the COVID-19 crisis was the local blood donation community, where the supply reached critically low levels during a crucial time in March. In a seven-day span between March 19 and March 26, nearly 200 blood drives in Arizona were cancelled, resulting in the loss of more than 5,000 blood donations for hospital patients.

To assist in meeting this direly pressing need, the Cardinals partnered with Dignity Health and Cigna to host a major one-day blood drive at State Farm Stadium. In conjunction with Scottsdale-based Vitalant (pronounced “vye-TAL-ent” and formerly known as United Blood Services) the event took place at State Farm Stadium on March 31. All donation slots for the drive were filled within hours of the event being announced.

The outpouring of support from the community resulted in two additional blood drives being scheduled at State Farm Stadium. On back-to-backs on April 7-8, in conjunction with the American Red Cross, the Cardinals partnered with Anheuser-Busch to host blood drives at State Farm Stadium and all donation slots were again filled.

On April 15, the Cardinals and Project C.U.R.E hosted a Personal Protective Equipment (PPE) drive at State Farm Stadium. The event was to help collect equipment for use by those in the local healthcare community, including eye protection, face shields, surgical masks, N95 masks, gloves, shoe covers and hand sanitizer.

In May, the Cardinals and Dignity Health partnered to participate in the state’s drive-through COVID-19 testing blitz by hosting events open to the public at State Farm Stadium.



## CARDINALS COVID-19 RELIEF EFFORTS (PLAYER INITIATIVES)

### **KLIFF KINGSBURY – \$50,000 DONATION TO THE NAVAJO RELIEF FUND (NRF)**

The Native American population in Arizona was hit particularly hard by the COVID-19 outbreak and the Cardinals head coach was among the many who stepped up to help. In April, Kingsbury donated \$50,000 to the Navajo Relief Fund to assist one of the communities that was most affected – the Navajo Nation. The NRF was established to help with the shortage of healthy food, safe drinking water, healthcare and supply stores in remote reservation communities. During the pandemic, the fund served as urgent need in making available food, water and other basic supplies.

### **DEANDRE HOPKINS – \$150,000 DONATION TO THE ARIZONA CORONAVIRUS RELIEF FUND; #THEREALHEROES PROJECT**

It didn't take long for the All-Pro wideout to make a significant impact in Arizona. On March 27, 2020 - just a week after being acquired by the Cardinals — Hopkins announced a \$150,000 donation to the AZ Coronavirus Relief Fund, which was established to provide financial support to multiple organizations trying to deal with the impact of COVID-19. Money raised by Arizona Relief Fund goes to purchasing Personal Protective Equipment for medical personnel working with the coronavirus patients; supporting non-profits that aid the most vulnerable such as food banks, homeless shelters and domestic violence facilities; and providing technology for disadvantaged students needed for online learning.

Hopkins was among the sports stars who participated in a national project to recognize and celebrate health care workers for their efforts on the front lines of the coronavirus pandemic. "The Real Heroes Project" was a collaboration involving Hopkins and athletes from a combined 14 leagues. Others include New Orleans Saints QB Drew Brees, New York Yankees All-Star outfielder Aaron Judge, U.S. women's soccer stars Carli Lloyd and Alex Morgan, and Hockey Hall of Famer Wayne Gretzky. In the PSA – which was released on National Nurses Day - Hopkins recognized local nurse Tracy Thomas, an RN at Dignity Health St. Joseph's Hospital and Medical Center. She was selected in recognition of the incredible work she has done leading the COVID-19 Response



### **CHANDLER JONES – DONATED 150,000 MEALS TO FOOD BANKS IN ARIZONA AND NEW YORK**

In late March, the Cardinals All-Pro LB donated over 150,000 meals to food banks in both Arizona and his hometown of Endicott, NY to assist with families affected by the Coronavirus outbreak. Jones provided meals to St. Mary's Food Bank and Midwest Food Bank of Arizona while also donating to Mother Teresa's Cupboard through the Catholic Charities of Broome County in New York.

### **JORDAN HICKS – \$100,000 TO IMPACT CHURCH COVID-19 RELIEF EFFORTS; ANIMAL ADOPTION INITIATIVE**

Following a career year on the field in his first season with Arizona, Hicks joined his wife, Ivana, to announce in April that they would match and donate up to \$100,000 to their church in Scottsdale – Impact Church – to assist single mothers during the pandemic. Those efforts included providing meals and helping cover rent and mortgage payments. Hicks' donation also helped facilitate a COVID-19 drive-through testing initiative at the church that saw over 500 people receive free tests.

Hicks and his wife also organized an animal adoption campaign in Austin that saw 260 animals adopted in under a week. The couple partnered with Austin (TX) Pets Alive to provide new pet owners with a care package that included a crate, pet food, treats, a leash and a toy.

### **KYLER MURRAY – \$25,000 DONATION TO GENYOUth FOR ITS COVID-19 EMERGENCY SCHOOL NUTRITION FUND**

With schools across the country closed because of the coronavirus, the reigning NFL Offensive Rookie of the Year stepped up in April to help children who counted on school meals to be fed on a daily basis. He donated \$25,000 to GENYOUth for its COVID-19 Emergency School Nutrition Fund, which was established to provide resources that allowed school meal programs to continue despite school closures.

### **ISAIAH SIMMONS – DONATED 60,000 MEALS TO HARVEST COMPASSION CENTERS IN ARIZONA**

Within a week of becoming the #8 overall pick in the 2020 NFL Draft, the former Clemson star was already reaching out to help people in Arizona struggling as a result of the pandemic. Simmons teamed up with the Cardinals and Bose to donate 60,000 meals to the Harvest Compassion Center for its facilities in Phoenix, Maryvale and Chandler. Harvest Compassion Center is a food and clothing bank dedicated to providing a hope-filled environment to the underserved in the greater Phoenix area. HCC locations offer free food, hygiene, baby, home and clothing items to the many Arizonans living below the poverty line.

### **LARRY FITZGERALD – DELIVERING MEALS TO HEALTHCARE WORKERS AND FRONTLINE STAFF**

One of the most prolific WRs in NFL history, Fitzgerald long ago set the standard for making an impact in the community – and those efforts continued during the COVID-19 outbreak. In late April, he teamed with Steak 44, Ocean 44 and Dominick's to deliver meals to healthcare workers all over the Valley. In addition to helping those who have gone above-and-beyond to serve the community during the pandemic, it also served as a very personal cause for Fitzgerald, who's late mother, Carol, was a nurse.

### **COREY PETERS – STARTED VIRTUAL BOOK CLUB FOR ARIZONA HIGH SCHOOL STUDENTS**

A passionate advocate for reading, the Cardinals starting DT set up an in-person book club a few years ago. When the pandemic hit, forcing the closure of schools and the enforcement of social distancing, Peters saw an opportunity to make the book club virtual. So in May, he launched the virtual book club "The Corey Peterson Playbook" to help provide an educational outlet for all Arizona high school students during the COVID-19 crisis.

### **PATRICK PETERSON – DONATED TO ARIZONA FIRST RESPONDERS ON MEMORIAL DAY WEEKEND**

With Memorial Day occurring in the middle of the pandemic, the Cardinals All-Pro helped keep the spirit of the holiday when he teamed with Pit Boss Grills to donate grill products and gift cards to Arizona first responders. Peterson had his followers on social media nominate a first responder of their choice and he selected three winners on Memorial Day who each received a new top-of-the-line grill, grilling products and a gift card from Bashas supermarket.

### **DEVON KENNARD – DELIVERED MEALS TO FOUR VALLEY FIRE DEPARTMENTS; VIRTUAL HOSPITAL VISITS**

In May, Arizona native – and Cardinals 2020 free agent signing – Kennard gave back to his hometown when he teamed with Salad and Go to provide dinner for firefighters at four different fire stations in the Ahwatukee area.

Every year Cardinals players and staff make numerous visits to Phoenix Children's Hospital to lift the spirits of the children and their families in pediatric units. Due to COVID-19 and the resulting safety restrictions, those visits have taken a new form. In late August, Kennard became the first Cardinals player to take the controls of a telepresence robot in order to spend time with children at PCH. While Kennard was at training camp at State Farm Stadium, he was able to drive the robot through the halls of PCH and interact with children through a video monitor.

