

# ARIZONA CARDINALS

WEEK 10  
GAME RELEASE  
#AZvsLAR

Mark Dalton - Sr. Vice President, Media Relations | Chris Melvin - Sr. Director, Media Relations | Mike Helm - Sr. Manager, Media Relations  
Jeffrey Sanders - Manager, Corporate Communications | Imani Suber - Media Relations Coordinator



## ARIZONA CARDINALS (3-6) VS. LOS ANGELES RAMS (3-5) SoFi Stadium | November 13, 2022 | 2:25 PM



### THIS WEEK'S PREVIEW

Both the Cardinals and Rams enter their Week 10 matchup having lost two straight, making Sunday's contest at SoFi Stadium a pivotal one as both teams fight to stay alive in the division and conference standings.

This marks the second of three consecutive divisional matchups for the Cardinals, who have a Monday Night Football showdown with the San Francisco 49ers in Mexico City on deck in Week 11.



The two teams that battled for the NFC West title down to the final week of the 2021 season, both Arizona and L.A. have been battered by injuries and adversity in 2022. Look no further than the offensive lines to see how much turnover has hit the two teams. The Rams have started an NFL-high 11 different players along the O-Line this season while the Cardinals - without starting RG **Will Hernandez** this week - could start their 11<sup>th</sup> different O-Lineman on Sunday.

Arizona's defense was able to slow the Rams passing attack in their Week 3 meeting earlier this season. The Cardinals defense did not allow a passing TD vs. QB Matthew Stafford, one of just two games the signal-caller has been without a TD pass since joining the Rams last season. Arizona also held All-Pro WR Cooper Kupp to season-lows for receptions (4) and receiving yards (44), snapping his NFL-record streak of 15 consecutive games with 90+ receiving yards.

After not facing each other in the previous three meetings (including postseason), the rivalry between Cardinals All-Pro WR **DeAndre Hopkins** and Rams CB **Jalen Ramsey** resumes this week. The duo has faced off 10 times dating back 2016, when both were in the AFC South. Both stars are playing at a high level entering this week's game, with Ramsey among the league leaders in passes defended (9) and Hopkins putting up 26 receptions for 298 yards and two TDs in just three games played in 2022.

Something to watch for in this one is the Cardinals streak of return TDs of late. Arizona leads the NFL with five return TDs in 2022, including four return TDs in the last four games. On Sunday the Cards face a Rams team that has given up four return TDs so far this season, tied for the most in the NFL.

### GAME RELEASE INDEX

Page	Contents
2	Cardinals-Rams Matchup Notes / Arizona's Success on the Road
3	By The Numbers / What To Look For in Week 10 / Hard Knocks Begins
4-7	Season Highlights / <b>Hopkins / J. Watt / Z. Allen / Collins &amp; Simmons</b>
8	State Farm Stadium / Super Bowl in AZ
9	<b>Michael Bidwill / Violet Bidwill / Steve Keim</b>
10-12	<b>Kyler Murray</b> Highlights
13-14	<b>DeAndre Hopkins</b> Highlights
15	<b>Zach Ertz</b> Highlights
16	<b>A.J. Green</b> Highlights
17	<b>James Conner / Marquise Brown / Robbie Anderson</b>
18-19	<b>J.J. Watt</b> Highlights
20	<b>B. Baker / J. Thompson / M. Golden / I. Simmons / Z. Allen / B. Murphy</b>
21	Special Teams Highlights / <b>Matt Prater / Andy Lee</b>
24-63	2022 Statistics / Rosters / Depth Chart / 2022 NFL Standings

### ARIZONA CARDINALS - 2022 SCHEDULE

Date	Opponent	Regular Season Location	AZ Time
Sep. 11	KANSAS CITY	State Farm Stadium	L, 21-44
Sep. 18	@ Las Vegas	Allegiant Stadium	W, 29-23 (OT)
Sep. 25	L.A. RAMS	State Farm Stadium	L, 12-20
Oct. 2	@ Carolina	Bank of America Stadium	W, 26-16
Oct. 9	PHILADELPHIA	State Farm Stadium	L, 17-20
Oct. 16	@ Seattle	Lumen Field	L, 9-19
Oct. 20	NEW ORLEANS#	State Farm Stadium	W, 42-34
Oct. 30	@ Minnesota	U.S. Bank Stadium	L, 26-34
Nov. 6	SEATTLE	State Farm Stadium	L, 21-31
Nov. 13	@ L.A. Rams	SoFi Stadium	2:25 PM
Nov. 21	SAN FRANCISCO^	Estadio Azteca (Mexico City)	6:15 PM
Nov. 27	L.A. CHARGERS*	State Farm Stadium	2:05 PM
	-BYE-		
Dec. 12	NEW ENGLAND^	State Farm Stadium	6:15 PM
Dec. 18	@ Denver*	Empower Field at Mile High	2:05 PM
Dec. 25	TAMPA BAY>	State Farm Stadium	6:20 PM
Jan. 1	@ Atlanta*	Mercedes-Benz Stadium	11:00 AM
TBD	@ San Francisco*	Levi's Stadium	TBD

# Prime Video Thursday Night Football  
^ ESPN Monday Night Football  
> NBC Sunday Night Football  
\* Subject to flexible scheduling decisions

### THIS WEEK'S HIGHLIGHTS

- The Cardinals travel to Los Angeles to take on the Rams at SoFi Stadium on Sunday. A win would give Arizona a split of the regular season series vs. the Rams for the second consecutive year.
- In the Week 3 meeting between the two teams earlier this season, Arizona's defense held Rams All-Pro WR Cooper Kupp to just 44 yards on 4 receptions. **In 29 games played (regular season and postseason) over the last two years (2021-22), there have been just three games in which Kupp has been held to 5 receptions or fewer and all three have come vs. Arizona.**
- With a win on Sunday, the Cardinals would improve to 11-3 on the road dating back to last season and 15-7 on the road dating back to 2020.
- The Cardinals have an NFL-high five return TDs in 2022, including four (3 INT return, 1 FR) in the last four games. In the last three games, three Arizona players (LBs **Zaven Collins** and **Isaiah Simmons** and CB **Marco Wilson**) have scored their first career TD on INT returns.
- With starting RG **Will Hernandez** set to miss his first game of the season on Sunday, Arizona will be starting its 7<sup>th</sup> different O-Line combination, including its 4<sup>th</sup> in the last four games and its 5<sup>th</sup> in the last six games. Arizona has had 10 different players start on the O-Line this season with only the Rams (11) starting more.
- TE **Zach Ertz** has 46 receptions for 394 yards and four TDs this season. **He ranks second among NFL TEs in receptions (Travis Kelce - 57) and is tied for third in TD catches behind only Kelce (7) and Mark Andrews (5).**

### BROADCAST INFORMATION

National Broadcast: FOX / Play-By-Play: Kenny Albert Analyst: Jonathan Vilma Sideline: Shannon Spake

National Radio: ESPN Radio / Play-By-Play: Jorge Sedano Analyst: Kirk Morrison

Cardinals Radio: Arizona Sports 98.7 FM / Play-By-Play: Dave Pasch Analyst: Ron Wolfley Sideline: Paul Calvisi

Cardinals Spanish Radio: KHOV 105.1 FM / Play-By-Play: Luis Hernandez Analyst: Jose Romero



## CARDINALS-RAMS CONNECTIONS

### RAMS CONNECTIONS

Cardinals Associate Head Coach/WRs coach **Shawn Jefferson's** son, **Van**, was selected by the Rams in the second round (57<sup>th</sup> overall) of the 2020 NFL Draft.

Cardinals Asst. O-Line coach **Brian Natkin** spent training camp as a TE with the Rams in 2003.

Cardinals National Scout **John Mancini** is in his ninth year with the team after spending the previous 18 seasons with the Rams, including from 1997-2012 in the team's personnel department.

Cardinals Media Relations Coordinator **Imani Suber** interned in the Rams communications department in 2014.

Cardinals Area Scout **Darius Vinnett** signed with the Rams as a rookie free agent in 2007 and played in eight games that season.

### CARDINALS CONNECTIONS

Rams WR **Cooper Kupp** is the son of former QB **Craig Kupp**, who played for the Cardinals during the 1991 season.

Rams G **Coleman Shelton** spent part of the 2018 season on the Cardinals practice squad.

### SOUTHERN CALIFORNIA CONNECTIONS

Cardinals Offensive Asst. **Mike Bercovici** (Calabasas), LS **Aaron Brewer** (Fullerton), DBs coach **Marcus Robertson** (Pasadena), OL **Sean Harlow** (San Clemente), LB **Cameron Thomas** (Carlsbad) and S **Jalen Thompson** (Downey) are from southern California.

Cardinals LB **Ezekiel Turner** played his freshman season at Pierce Junior College in Los Angeles.

### ARIZONA CONNECTIONS

Rams WRs coach **Eric Yarber** was Arizona State's WRs coach from 2007-09.

Rams West Coast Area Scout **Vito Gonella** attended Arizona State, where he was an undergraduate recruiting asst. in the football office.

Rams Asst. Director of College Scouting **Ted Monago** graduated from Arizona State University and was a walk-on DB from 1990-92. He then spent two years (1994-96) as a GA and quality control coach for the ASU football team, and in 1993, he served as the LBs/special teams coach at Scottsdale Community College.

Rams Facility Operations and Grounds Manager **Chris Hawes** is a Phoenix native.

### HIGH SCHOOL CONNECTIONS

Cardinals QB **Kyler Murray** played at Allen High School with Rams OL **Bobby Evans** from 2012-14 and again at the University of Oklahoma from 2016-18. They won three consecutive state championships together while at Allen High.

### PRO/COLLEGE CONNECTIONS

Cardinals RB **James Conner** (2013-16) and Rams DL **Aaron Donald** (2012-13) played together at the University of Pittsburgh.

Cardinals DL **J.J. Watt** and Rams OL **Rob Havenstein** played at Wisconsin for a season in 2010.

Rams OL **Tremayne Anchrum, Jr.** (2016-19) played with Cardinals CB **Trayvon Mullen** (2016-18) and LB **Isaiah Simmons** (2017-19) at Clemson. They were part of the Tigers 2018 BCS National Championship team.

Cardinals WR **A.J. Green** and Rams QB **Matthew Stafford** were teammates at Georgia in 2008 when Green was a freshman and Stafford a junior. That year Green led the SEC in receiving yards and receiving TDs while Stafford led the conference in passing yards and passing TDs.

Cardinals CB **Marco Wilson** (2017-20) and Rams WR **Van Jefferson** (2018-19) played together at Florida.

S **Budda Baker** (2014-16), LB **Ezekiel Turner** (2015-17) and CB **Byron Murphy, Jr.** (2017-18) played at the University of Washington with Rams S **Taylor Rapp** (2016-18), DL **Greg Gaines** (2015-18) and OL **Coleman Shelton** (2014-17).

Cardinals WR **A.J. Green** (2011-21) played with Rams CB **Troy Hill** (2015) with the Bengals.

Cardinals OL **Kelvin Beachum** played with Rams CB **Jalen Ramsey** and WR **Allen Robinson** in Jacksonville in 2016.

Rams Asst. Head Coach/RBs coach **Thomas Brown** (2009-10) played RB for the Browns while Cardinals TEs coach **Steve Heiden** (2002-09) played TE.

Cardinals LB **Myjai Sanders** and Rams DT **Marquise Copeland** played together for one season in 2018 with Cincinnati.

Rams WR **Brandon Powell** played with Cardinals OL **Max Garcia** and OL **D.J. Humphries** in 2014 at Florida.

Rams K **Matt Gay** (2017-18) played with Cardinals DL **Leki Fotu** (2016-19) at Utah.

Cardinals Run Game Coordinator/O-line coach **Sean Kugler** (2010-12) served as O-line coach in Pittsburgh and coached Rams Director of Football Affairs **Jacques McClendon** (2012) who played center.

Rams ILBs coach **Chris Beake** (2013-21) coached in Denver with Cardinals Special Teams Coordinator **Jeff Rodgers** (2011-14) Defensive Coordinator **Vance Joseph** (2017-18), **Kugler** (2018), Defensive Quality Control coach **Rob Grosso** (2018), DB's coach **Marcus Robertson** (2017-18), and CBs coach **Greg Williams** (2018).

## 2022 SEASON STATISTICS AND RANKINGS

### Statistic

Points Scored/Game  
Points Allowed/Game  
TDs Scored  
TDs Allowed  
Rushing TDs  
Passing TDs  
Return TDs  
Rushing TDs Allowed  
Passing TDs Allowed  
Return TDs Allowed  
Sacked/Yards Lost  
Fumbles/Lost  
Field Goals Made  
Total Yards/Game  
Opp. Total Yards/Game  
Rushing Yards/Game  
Opp. Rushing Yards/Game  
Passing Yards/Game  
Opp. Passing Yards/Game  
Turnover Ratio  
Average Time of Possession

AZ	Rank	LAR	Rank
22.6	t-16	16.4	29
26.8	31	21.6	17
24	t-8	14	t-27
28	31	18	t-8
7	t-19	6	t-22
12	t-13	8	t-26
5	1	0	t-21
11	t-4	4	t-2
16	t-28	10	t-9
1	t-12	4	t-31
25/194	t-26	28/199	28
16/3	t-7	9/5	t-16
12/13	t-20	11/12	t-22
337.7	17	286.0	31
368.9	26	312.4	8
117.0	17	68.4	31
115.4	13	98.4	4
220.7	t-17	217.6	21
253.4	25	214.0	17
+3	t-5	-5	t-29
30:28	12	30:46	9

## ARIZONA AMONG THE BEST ON THE ROAD

**Dating back to the beginning of last season - when Arizona established a franchise record with eight road wins - the Cardinals are 10-3 on the road. Their .769 winning percentage in that span is tied for the best in the NFL.**

### NFL Leaders

#### Road Winning Percentage (2021-22)

Rnk	Team	Win%	W	L
1t	Arizona	.769	10	3
1t	Philadelphia	.769	10	3
3	Dallas	.750	9	3
4	New England	.692	9	4
5t	L.A. Rams	.667	8	4
5t	Kansas City	.667	8	4



### The Cardinals also have a 14-7 record

**on the road over the last three seasons (2020-22). In that span, only Kansas City (.800) has a higher road winning percentage than Arizona (.667).**

### NFL Leaders - Road Winning Percentage (2020-22)

Rnk	Team	Win%	W	L
1	Kansas City	.800	16	4
2t	Arizona	.667	14	7
2t	Buffalo	.667	14	7
2t	Tennessee	.667	14	7
4t	Tampa Bay	.667	14	7

**Of the Cardinals 14 road wins over the last three seasons (2020-22), an NFL-high 11 have come by 10+ points.**

### NFL Leaders - Road Wins of 10+ Points (2020-22)

Rnk	Team	Wins
1	Arizona	11
2	Buffalo	9
3t	Tampa Bay	8
3t	Kansas City	8
3t	Baltimore	8
6t	New Orleans	7
6t	Indianapolis	7
6t	San Francisco	7

## WEEK 10 AROUND THE NFL

Teams on Bye: Ravens, Bengals, Patriots, Jets

### Thursday, November 10

Atlanta Falcons at Carolina Panthers - 6:15 PM (Prime Video)

### Sunday, November 13

Seattle Seahawks at Tampa Bay Buccaneers - 7:30 AM (NFLN) - Germany

Minnesota Vikings at Buffalo Bills - 11:00 AM (FOX)

Detroit Lions at Chicago Bears - 11:00 AM (FOX)

Jacksonville Jaguars at Kansas City Chiefs - 11:00 AM (CBS)

Cleveland Browns at Miami Dolphins - 11:00 AM (CBS)

Houston Texans at New York Giants - 11:00 AM (CBS)

New Orleans Saints at Pittsburgh Steelers - 11:00 AM (FOX)

Denver Broncos at Tennessee Titans - 11:00 AM (CBS)

Indianapolis Colts at Las Vegas Raiders - 2:05 PM (CBS)

**Arizona Cardinals at Los Angeles Rams - 2:25 PM (FOX)**

Dallas Cowboys at Green Bay Packers - 2:25 PM (FOX)

Los Angeles Chargers at San Francisco 49ers - 6:20 PM (NBC)

### Monday, November 14

Washington Commanders at Philadelphia Eagles - 6:15 PM (ESPN)

## BY THE NUMBERS

### 10-3

Cardinals record on the road dating back to last season. Arizona's .769 winning percentage on the road the last two seasons (2022) is tied with Philadelphia for the best in the NFL.

### 3

Rushing TDs for RB James Conner in two games (1 regular season; 1 postseason) at SoFi Stadium last year.

### 5

Return TDs for the Cardinals this season (3 INT Return, 2 FR). Arizona's five return TDs lead the NFL. The Cardinals have four return TDs in their last four games.

### 3

INT return TDs for the Cardinals defense in the last three games. All three came via players who scored their first career TD: Marco Wilson and Isaiah Simmons vs. New Orleans; Zaven Collins vs. Seattle.

### 52

Points off turnovers for the Cardinals in 2022. Only New England (75) and Philadelphia (60) have more this season.

### 107

Total games missed due to injury/suspension for 25 different Cardinals players so far this season.

### 70

Different players who have appeared in at least one game for Arizona in 2022. That total leads the NFL.

### 11

Tackles for S Budda Baker last week vs. Seattle. It was his third game with double-digit tackles this season, his second in a row and the 21<sup>st</sup> of his career. Dating back to his rookie season in 2017, Baker's 21 games with 10+ tackles lead all NFL DBs.

### 71

Tackles for Baker in 2022. Among NFL DBs, only Chargers S Derwin James, Jr. (72) has more.

### 46

Receptions for TE Zach Ertz in 2022. That ranks second among NFL TEs this season behind only Travis Kelce (57). Combined with his 56 receptions with the Cardinals last season, he needs just four more catches to become the first TE in franchise history with multiple seasons of 50+ receptions.

### 70

Career TD receptions for WR DeAndre Hopkins, who had his most recent on a 22-yard catch last week vs. Seattle. He now joins Davante Adams (80) and Mike Evans (78) as the only active players with at least 70 TD receptions in their career.

### 139

Consecutive games in which Hopkins has at least one reception, the longest active streak in the NFL. In the Super Bowl era, only three players had a longer streak than Hopkins to open their career.

### 102

Career TDs (passing and rushing) for QB Kyler Murray, who surpassed the century mark in Week 8 with three TD passes at Minnesota. In NFL history, only 11 players reached 100 TDs in fewer games than Murray (54): Patrick Mahomes (39), Dan Marino (43), Deshaun Watson (45), Kurt Warner (46), Josh Allen (47), Andrew Luck (49), Daunte Culpepper (50), Johnny Unitas (51) and Matthew Stafford (51), Peyton Manning (53) and Cam Newton (53).

### 71.4

Completion percentage for QB Kyler Murray last week vs. Seattle (25-of-35). It was his 20th career game with a completion percentage of 70+, extending his franchise record (no other player in team history has more than 15).

### 103

Combined tackles for LBs Zaven Collins and Isaiah Simmons this season. Simmons and Collins make up the only LB duo in the NFL each with 40+ tackles, 2.0+ sacks and an INT this season. They are also the only LB pair with INT return TDs in 2022.

### 1

Players in the NFL who have 5.0+ sacks, 3+ INTs and 7+ forced fumbles over the last three seasons (2020-22): Cards LB Isaiah Simmons.

### 61

Tackles for LB Zaven Collins in nine games this season. He had 25 tackles in 17 games as a rookie in 2021.

### 22-2

Arizona's record when leading at halftime under head coach Kliff Kingsbury.

### 42

Games, under Kingsbury, in which the Cardinals have rushed for 100+ yards. Dating back to 2019, only Baltimore (54), Philadelphia (45) and Tennessee (43) have more games with 100+ rushing yards.

## WHAT TO LOOK FOR IN WEEK 10

### WITH A WIN...

- The Cardinals would earn their third road win of the season and improve to 11-3 on the road dating back to 2021.
- Arizona would also improve to 15-7 on the road over the last three seasons (2020-22).
- Arizona would split the regular season series with the Rams for the second consecutive season.
- The Cardinals would earn their second straight regular season win at SoFi Stadium and improve to 2-1 all-time in the regular season at the venue.

### MILESTONES WITHIN REACH

#### WR DeAndre Hopkins

- With 1 reception, Hopkins would have at least one catch in 140 consecutive games. That would extend the longest active streak in the NFL.
- With a TD catch, Hopkins would have 11 TD catches in 14 games played dating back to the beginning of last season.
- With 121 receiving yards, Hopkins would have 11,000 receiving yards for his career. At 30 years, 160 days old he would become the fourth-youngest player in NFL history to reach the milestone behind only Calvin Johnson (30 years, 33 days), Larry Fitzgerald (30 years, 85 days) and Antonio Brown (30 years, 159 days). He would also join Julio Jones and DeSean Jackson as the only active players with 11,000+ receiving yards in their career.

#### TE Zach Ertz

- With 1 reception, Ertz would have at least one catch in 116 consecutive games. That would extend the fourth-longest active streak in the NFL.
- With 4 receptions, Ertz would have 50 catches in 2022. Combined with his 56 receptions with the Cardinals last season, he would become the first TE in franchise history with multiple seasons of 50+ catches.
- With 4 receptions, Ertz would also have 106 catches as a member of the Cardinals. That would move him into fifth place on the franchise all-time receptions list among TEs.
- With 1 TD catch, Ertz would have at least one TD catch in three consecutive games for just the second time in his career (had a TD catch in four straight games in 2017).

#### QB Kyler Murray

- With 3+ passing TDs, Murray would have 3+ passing TDs in a game for the 13th time in his career. Only Neil Lomax (15 times in 108 games) and Charley Johnson (14 times in 87 games) would have more such performances.
- With 41 rushing yards, Murray would join Josh Allen, Lamar Jackson, Russell Wilson and Cam Newton as the only QBs in NFL history with 400+ rushing yards in each of their first four seasons.

#### DL J.J. Watt

- With 1.0 sack, Watt would have 5.5 sacks in 2022, his highest single-season total since 2018 (16.0).

#### ANY PLAYER RETURN TD

- The Cardinals would have six return TDs in 2022. It would mark the first time since 2015 (7) Arizona had at least six return TDs in a single season.
- The Cardinals would have five return TDs in their last five games.

## HARD KNOCKS BEGINS THIS WEEK

Arizona's appearance on the award-winning HBO series *Hard Knocks* begins this week.

The first episode premieres on Wednesday, November 9. Additional episodes will then air each Wednesday through the end of the Cardinals season.



In May it was announced that the second half of the Cardinals 2022 season will be featured on television's most acclaimed sports reality franchise *Hard Knocks*, which last year expanded its programming platform with the introduction of a multi-episode, in-season edition.

HBO Sports and NFL Films are teaming up to bring fans *Hard Knocks In Season: The Arizona Cardinals* this fall for an all-access primetime docuseries on the franchise.

The 18-time Emmy-winning weekly series will deliver its signature all access coverage to document an NFL franchise in-season and in real time, following the Cardinals as the team navigates the challenges of an NFL season and battles to return to the post-season. The series will be available on HBO and to stream on HBO Max during the 2022 NFL season.

*Hard Knocks In Season* debuted last fall with the engaging and eventful drama of the Indianapolis Colts' 2021 regular season journey.

This will mark the Cardinals first appearance as part of the *Hard Knocks* franchise, which originally launched in 2001.

ARIZONA SCORING BIG ON TAKEAWAYS IN 2022

**Arizona scored its fifth return TD of the 2022 season last week vs. Seattle when LB Zaven Collins picked off a Geno Smith pass and returned it 30 yards for a TD. It was the first INT - and TD - of Collins' career.**

**Arizona leads the NFL with five return TDs in 2022. The Cardinals also rank third in the NFL in points off takeaways (52) this season.**

2022 NFL Leaders – Return TDs

Rnk	Team	TDs
1	Arizona	5
2t	Carolina	3
2t	Atlanta	3
2t	New England	3
5t	Dallas	2
5t	Las Vegas	2
5t	New England	2
5t	San Francisco	2
5t	Seattle	2



2022 NFL Leaders - Points Off Takeaways

Rnk	Team	Pts
1	New England	75
2	Philadelphia	60
3	Arizona	52
4	Baltimore	49
5	N.Y. Jets	46

**Combined with Chris Banjo's fumble return TD at Seattle in Week 6 and two INT return TDs in Week 7 vs. New Orleans, the Cardinals now have four return TDs in the last four games.**

**Arizona has five total return TDs in 2022. That is the most for the team in a single season since 2015 (7). Only twice in franchise history - 2010 (8) and 1959 (7) - did the Cardinals have more return TDs in the first nine games of a season.**

Cardinals Return TDs in 2022

Player	Touchdown	Opponent
LB Zaven Collins	30-yard INT Return	11/6 vs. Seattle
LB Isaiah Simmons	58-yard INT Return	10/20 vs. New Orleans
CB Marco Wilson	38-yard INT Return	10/20 vs. New Orleans
S Chris Banjo	Fumble Recovery in End Zone	10/16 @ Seattle
CB Byron Murphy, Jr.	59-yard Fumble Return (OT)	9/18 @ Las Vegas

HOPKINS EXCELS IN FIRST THREE GAMES

**In his first three games played this season, WR DeAndre Hopkins has 26 receptions for 298 yards and two TDs.**

**In his first two games played, Hopkins joined Anquan Boldin (2005) as the only players in franchise history to have 10+ receptions and 100+ receiving yards in back-to-back games.**

**Hopkins had his biggest game in Week 8 at Minnesota, hauling in 12 receptions for 159 yards and a TD. It was his third career game with 12+ receptions, two of which have come with the Cardinals.**


Hopkins Single-Game Highs - Receptions

Rec	Opponent (Team)
14	9/13/20 @ SF (AZ)
12	10/30/22 @ Min (AZ)
12	12/30/18 vs. Jax (Hou)
11	10/27/19 vs. Oak (Hou)
11	12/10/17 vs. SF (Hou)
11	10/8/15 vs. Ind (Hou)

**His 159 receiving yards marked the seventh-best single-game total of his career.**

Hopkins Single-Game Highs - Receiving Yards

Yards	Opponent (Team)
238	11/30/14 vs. Ten (Hou)
224	10/29/17 @ Sea (Hou)
170	12/15/18 @ NYJ (Hou)
169	12/20/20 vs. Phi (AZ)
169	9/30/18 @ Ind (Hou)
169	10/8/15 vs. Ind (Hou)
159	10/30/22 @ Min (AZ)



THREE GAMES IN AND ALREADY AMONG LEAGUE LEADERS

**Hopkins - despite having played in just three games this season - is one of just six players in the NFL with multiple outings of 10+ receptions and 100+ receiving yards. Every other player on the list has played in at least eight games.**

2022 NFL Leaders - Games w/ 10+ Rec & 100+ Rec. Yards

Rnk	Player (Team)	Gms	Gms Played
1	Tyreek Hill (Mia)	4	9
2	Cooper Kupp (LAR)	3	8
3t	DeAndre Hopkins (AZ)	2	3
3t	Stefon Diggs (Buf)	2	8
3t	Justin Jefferson (Min)	2	8
3t	Davante Adams (LV)	2	8

YOUNG GUYS THRIVING IN THE MIDDLE

In the middle of the Cardinals defense is a pair of young linebackers that the team selected in the first round in consecutive drafts: 23-year old second-year LB Zaven Collins and 24-year old third-year LB Isaiah Simmons.

Collins was taken 16<sup>th</sup> overall in the 2021 NFL Draft out of Tulsa and Simmons was taken 8<sup>th</sup> overall in 2020 out of Clemson. The duo have been standouts on the Cardinals defense in 2022.

Through nine games this season, the duo has combined for:

- 103 Tackles
- 4.0 Sacks
- 2 INTs
- 2 INT Return TDs
- 6 Tackles for Loss
- 6 Passes Defensed
- 4 QB hits
- 3 Forced Fumbles
- 1 Fumble Recovery




**Simmons and Collins make up the only LB duo in the NFL each with 40+ tackles, 2.0+ sacks and an INT this season. They are also the only LB pair with INT return TDs in 2022.**

COLLINS BLOSSOMS IN YEAR TWO

**Through nine games, LB Zaven Collins ranks second on the team with 61 tackles (39 solo) while adding 2.0 sacks, an INT (returned for a TD), five tackles for loss, two QB hits, a forced fumble and three passes defensed.**

A look at what he has accomplished in nine games this season vs. his stats in 17 games as a rookie:

Statistic	2022	2021
Games	9	17
Starts	9	6
Total Tackles	61	25
Solo Tackles	39	13
Sacks	2.0	0.0
INTs	1	0
Tackles for Loss	5	1
Forced Fumbles	1	0
Passes Defensed	3	4



**Collins is one of just five LBs in the NFL this season with 60+ tackles, 2.0+ sacks and 3+ passes defensed.**

NFL LBs w/ 60+ Tackles, 2.0+ Sacks, 3+ PD (2022)

Player (Team)	Tkl	Sack	PD
Roquan Smith (Bal)	88	2.5	3
T.J. Edwards (Phi)	74	2.0	5
Jordan Hicks (Min)	73	2.0	6
Devin White (TB)	67	3.0	4
Zaven Collins (AZ)	61	2.0	3

**In the last four games, Collins has recorded 29 tackles, 2.0 sacks, an INT (returned for a TD), three tackles for loss, two QB hits and three pass defensed. Last week vs. Seattle, Collins had his first career INT and first career TD with his 30-yard INT return for a score in the third quarter.**

SIMMONS KEEPS ON MAKING PLAYS

**In the last five games, LB Isaiah Simmons has 33 tackles, an INT (returned for a TD), 2.0 sacks, a forced fumble, a fumble recovery and four passes defensed.**

**In Week 8 at Minnesota, he recorded his first sack of the season, forcing a fumble and recovering the loose ball all on the same play. It was his second consecutive game with a takeaway. In Week 7 vs. New Orleans, he had his third career INT when he jumped in front of an Andy Dalton pass and returned the INT 56 yards for his first career TD.**

**Last week vs. Seattle, Simmons followed up with his second sack of the season, while adding eight tackles, a tackle for loss and a QB hit.**



In 2021, Simmons totaled 103 tackles, 7 passes defensed, an INT, 4 forced fumbles, 4 tackles for loss, 4 QB hits and 1.5 sacks. **He joined Colts All-Pro LB Darius Leonard as the only players in the NFL last season with 100+ tackles, 4+ forced fumbles and 7+ passes defensed.**

## TWO LONG STREAKS CONTINUE IN ARIZONA

With both WR DeAndre Hopkins and TE Zach Ertz catching passes vs. Seattle last week, two of the NFL's longest receptions streaks continue.

**Hopkins now has at least one reception in all 139 games played in his career. That is the longest active streak in the NFL. Ertz has a catch in 115 consecutive games, the league's fourth-longest active streak.**

NFL Leaders Consecutive Games w/ Reception (Active)		
Rnk	Player (Team)	Gms
1	<b>DeAndre Hopkins (AZ)</b>	<b>139</b>
2	Travis Kelce (KC)	134
3	Jarvis Landry (NO)	126
4	<b>Zach Ertz (AZ)</b>	<b>115</b>
5	Stefon Diggs (Buf)	111

*In the Super Bowl era, only three players had a longer streak than Hopkins to open their career.*

Consecutive Games w/ Reception to Start Career (Super Bowl Era)					
Rnk	Player	Team(s)	Gms	Start	End
1	WR Marvin Harrison	Ind	190	9/1/96	12/28/08
2	WR Keyshawn Johnson	NYJ, TB, Dal, Car	167	9/1/96	12/31/06
3	RB Marshall Faulk	Ind, StL	158	9/4/94	12/19/04
4	<b>WR DeAndre Hopkins</b>	<b>Hou, AZ</b>	<b>139</b>	<b>9/9/13</b>	<b>Active</b>
5	TE Jeremy Shockey	NYG, NO, Car	136	9/5/02	1/1/12

*Ertz - whose streak dates back to the final four games of the 2014 season - has at least one catch in 140 of 143 games played in his career.*



## SAFETY DUO IN THE TOP 10

Arizona's safety tandem of Budda Baker and Jalen Thompson has been highly productive - yet again - for the Cardinals this season.

Baker - who leads all NFL DBs in tackles over the last four seasons (2019-22) - and Thompson - who ranked second among NFL safeties in tackles in 2021 - **have combined for 128 total tackles, 9 passes defended, 3 QB hits, an INT, a forced fumble and a fumble recovery so far this season.**

**Baker (71) ranks 2<sup>nd</sup> among NFL DBs in tackles this season while Thompson (57) is tied for 8<sup>th</sup>.**

2022 NFL Leaders - Total Tackles (DBs)		
Rnk	Player (Team)	Tkl
1	Derwin James, Jr. (LAC)	72
2	<b>Budda Baker (AZ)</b>	<b>71</b>
3	Jonathan Owens (Hou)	68
4	Eddie Jackson (Chi)	65
5	Richie Grant (Atl)	61
6t	Donovan Wilson (Dal)	58
6t	L'Jarius Sneed (KC)	58
8t	<b>Jalen Thompson (AZ)</b>	<b>57</b>
8t	Kevin Byard (Ten)	57
8t	Jalen Pitre (Hou)	57



### BAKER REACHES DOUBLE DIGIT TACKLES FOR 21ST TIME

*Last week vs. Seattle, Baker finished with a game-high 11 tackles. It was his third game with double-digit tackles this season, his second in a row and the 21<sup>st</sup> of his career. Dating back to his rookie season in 2017, Baker's 21 games with 10+ tackles lead all NFL DBs.*

NFL Leaders - Games w/ 10+ Tackles by DB (2017-22)		
Rnk	Player (Team)	Gms
1	<b>S Budda Baker (AZ)</b>	<b>21</b>
2	S Jordan Poyer (Buf)	17
3	S Jamal Adams (Sea)	11
4t	S Jessie Bates III (Cin)	10
4t	S Johnathan Abram (LV)	10
4t	S Tracy Walker (Det)	10
4t	S Landon Collins (NYG)	10

## ACTIVE TD LEADERS IN ARIZONA

In last week's game vs. Seattle - and for the second consecutive game - both WR DeAndre Hopkins and TE Zach Ertz each had a TD catch.

**Hopkins' 22-yard TD reception in the first quarter was his 10<sup>th</sup> in 13 games played dating back to the beginning of last season. It was also his 70<sup>th</sup> career TD reception. He now joins Davante Adams and Mike Evans as the only active players with 70+ TD catches.**

Active NFL Leaders - Receiving Touchdowns		
Rnk	Player (Team)	TD
1	Davante Adams (LV)	80
2	Mike Evans (TB)	78
3	<b>DeAndre Hopkins (AZ)</b>	<b>70</b>
4	<b>A.J. Green (AZ)</b>	<b>68</b>
5	Travis Kelce (KC)	64

**Ertz had a six-yard TD reception in the fourth quarter vs. the Seahawks. It was his 45<sup>th</sup> career TD reception. Only two active tight ends have more.**

Active NFL Leaders - TD Receptions by Tight End		
Rnk	Player (Team)	TD
1	Travis Kelce (KC)	64
2	Kyle Rudolph (TB)	49
3	<b>Zach Ertz (AZ)</b>	<b>45</b>
4	Marcedes Lewis (GB)	38
5	Mark Andrews (Bal)	34



## WATT CLIMBING ALL-TIME SACKS LIST

Just seven days after DL J.J. Watt and his wife, Kealia, welcomed their first child - a son named Koa James (born 10/23/22) - **Watt had his first double-digit sack outing as a member of the Cardinals at Minnesota in Week 8. He finished the contest with two tackles, 2.0 sacks, two tackles for loss and four QB hits.**

### WATT KEEPS MOVING UP THE ALL-TIME SACKS LIST

**Watt now has 106.5 sacks for his career. Only four active players have more.**

Active NFL Leaders - Career Sacks		
Rnk	Player (1st Year)	Sacks
1	Von Miller (2011)	122.5
2	Cameron Jordan (2011)	112.0
3	Justin Houston (2011)	110.5
4	Chandler Jones (2012)	108.0
5	<b>J.J. Watt (2011)</b>	<b>106.5</b>

**Watt sits in 29<sup>th</sup> place on the all-time sacks list.**

NFL History - Career Sacks (All-Time)			
Rnk	Player	Sacks	Years
1	Bruce Smith+	200.0	1985-2003
2	Reggie White+	198.0	1985-2000
3	Kevin Greene+	160.0	1985-1999
4	Julius Peppers	159.5	2002-2018
5	Chris Doleman+	150.5	1985-1999
6	Michael Strahan+	141.5	1993-2007
7	Jason Taylor+	139.5	1997-2011
8	Terrell Suggs	139.0	2003-2019
9	DeMarcus Ware	138.5	2005-2016
10t	John Randle+	137.5	1990-2003
10t	Richard Dent+	137.5	1983-1997
12	Jared Allen	136.0	2004-2015
13	John Abraham	133.5	2000-2014
14t	Leslie O'Neal	132.5	1986-1999
14t	Lawrence Taylor+	132.5	1981-1993
16	Rickey Jackson+	128.0	1981-1995
17	Derrick Thomas+	126.5	1989-1999
18	Dwight Freeney	125.5	2002-2017
19	Robert Mathis	123.0	2003-2016
20	Von Miller#	122.5	2011-
21	Simeon Rice	122.0	1996-2007
22	Clyde Simmons	121.5	1986-2000
23	Sean Jones	113.0	1984-1996
24	Cameron Jordan#	112.0	2011-
25	Justin Houston#	110.5	2011-
26	Greg Townsend	109.5	1983-1997
27	Chandler Jones#	108.0	2012-
28	Pat Swilling	107.5	1986-1998
29	<b>J.J. Watt#</b>	<b>106.5</b>	<b>2011-</b>
30	Trace Armstrong	106.0	1989-2003
+Hall of Fame Inductee	#Active Player		



## MURRAY IN TOP 10 FOR TDS IN 2022

After throwing five TD passes over the last two games, QB **Kyler Murray** now has 14 total TDs (passing and rushing) this season.

Only eight players have more combined TDs in 2022.

**Murray joins Josh Allen, Joe Burrow, Lamar Jackson, Kirk Cousins and Jalen Hurts as the only QBs with 12+ passing TDs and 2+ rushing TDs in 2022.**

2022 NFL Leaders - Combined Pass/Rush TDs			
Rnk	Player (Team)	TD	Pass/Rush
1	Josh Allen (Buf)	23	19/4
2t	Patrick Mahomes (KC)	22	21/1
2t	Joe Burrow (Cin)	22	18/4
4t	Jalen Hurts (Phi)	18	12/6
4t	Lamar Jackson (Bal)	18	16/2
6	Geno Smith (Sea)	16	15/1
7t	Kirk Cousins (Min)	15	13/2
7t	Tua Tagovailoa (Mia)	15	15/0
9t	<b>Kyler Murray (AZ)</b>	<b>14</b>	<b>12/2</b>
9t	Aaron Rodgers (GB)	14	14/0
9t	Justin Fields (Chi)	14	10/4
9t	Jared Goff (Det)	14	14/0
9t	Trevor Lawrence (Jax)	14	11/3



## CARDINALS IN PRIMETIME IN 2022

### A HIGH-SCORING THURSDAY NIGHT AFFAIR

Arizona has four primetime games this season, the first of which came in Week 7 when the Cardinals defeated the New Orleans Saints 42-34 on Thursday Night Football. **Arizona's four scheduled primetime games are tied for the most in franchise history (2016).**

#### Arizona in Primetime in 2022

Week	Opponent	Game (Broadcast)	Time/Result
7	New Orleans	Thursday Night Football (Prime Video)	W, 42-34
11*	San Francisco	Monday Night Football (ESPN)	6:15 PM
14	New England	Monday Night Football (ESPN)	6:15 PM
16+	Tampa Bay	Sunday Night Football (NBC)	6:20 PM

\*Mexico City +Christmas Night

#### CARDS WIN THURSDAY NIGHT SHOOTOUT

Playing on Thursday Night Football in Week 7 the Cardinals defeated the New Orleans Saints 42-34 at State Farm Stadium.

**The combined 76 points made the Cardinals victory over the Saints the highest-scoring Thursday Night game in over five years (since 9/21/17 when the Rams defeated the 49ers 41-39).**



**The 42 points scored vs. the Saints on Thursday Night Football were the most ever by the Cardinals in a primetime game. The previous high was 40 at Philadelphia (12/20/15) on Sunday Night Football.**

The contest also marked just the second time in the last 12 seasons (2011-22) that the Cardinals scored 42+ points in a home game. The 42-point performance represents the fourth-best total for the Cardinals in a game at State Farm Stadium (2006-22).

#### Cards Highest Point Totals at State Farm Stadium (2006-22)

Rnk	Pts	Opponent
1	48	12/30/07 vs. St. Louis
2	47	9/27/15 vs. San Francisco
3	43	12/12/10 vs. Denver
4	42	10/20/22 vs. New Orleans
5t	41	12/18/16 vs. New Orleans
5t	41	10/5/08 vs. Buffalo

### UP NEXT IN PRIMETIME: MEXICO CITY

**The Cardinals are back in primetime next week vs. San Francisco. In Week 11, the Cardinals will take on the 49ers at Estadio Azteca in Mexico City on Monday Night Football.**

The contest will serve as a rematch of the 2005 Cardinals-49ers game at Estadio Azteca which was the NFL's first regular season game held outside the United States. The Cardinals earned a 31-14 win over the 49ers in that game in front of a crowd of 103,467.

The Cards have a long history with international games and have participated in many global "firsts" for the league:

- The franchise played in the first NFL regular season game held outside the United States when they defeated the San Francisco 49ers 31-14 at Estadio Azteca in Mexico City on October 2, 2005.
- The team also played the first NFL game outside of North America on August 16, 1976 against the Chargers in Tokyo's Korakuen Stadium. The Cardinals won, 20-10.
- The first American football contest played on British soil was between the Cardinals and Vikings in London's Wembley Stadium on August 6, 1983.



#### COMPLETE LIST OF CARDINALS INTERNATIONAL GAMES

Date	Opponent	Location	Result
8/5/59	Toronto Argonauts	Exhibition Stadium (Toronto)	W, 55-26
8/2/61	Toronto Argonauts	Exhibition Stadium (Toronto)	W, 36-7
8/16/76	San Diego Chargers	Korakuen Stadium (Tokyo)	W, 20-10
8/6/83	Minnesota Vikings	Wembley Stadium (London)	L, 10-28
10/2/05	San Francisco 49ers	Estadio Azteca (Mexico City)	W, 31-14
10/22/17	Los Angeles Rams	Twickenham Stadium (London)	L, 0-33

#### HERNANDEZ HAS TIES TO MEXICO CITY

OL **Will Hernandez** has family ties to Mexico City. His parents, Robert Hernandez and Angelica Lemus, moved to the United States from Mexico prior to his birth. His grandparents hail from Mexico City. Hernandez's father was a professional soccer player in Mexico.

"This is a huge and special game for me," Hernandez said after the matchup was announced. "My dad's whole side of the family still lives in Mexico City. To be able to play a game at Estadio Azteca is huge. That is one of the most historic stadiums in Mexico."

## PLAYING WITHOUT A FULL DECK OF CARDS

**The Cardinals have spent the entire 2022 season missing key pieces on both offense and defense.**

**Just nine weeks into the season, Arizona has already had an NFL-high 70 different players see action.**

**The Cardinals have had 25 players miss a combined 107 games due to injury/suspension so far this season, with 11 players currently on injured reserve.**



Arizona has been hit particularly hard on the offensive side of the ball. In its Week 9 matchup vs. Seattle last week, Arizona was without starters LG **Justin Pugh**, C **Rodney Hudson** and WR **Marquise Brown** for the third consecutive game, while also losing RG **Will Hernandez** due to injury in the first quarter.

So far this season, **Arizona's offense has seen:**

- **31 different players see action** - 3<sup>rd</sup>-most behind Rams (37) and 49ers (32)
- **9 different starting lineups** - tied for most in the NFL
- **6 different starting combinations on the O-Line** (4 in last 5 games)
- **5 WRs (Hopkins, Brown, Wesley, Moore, Green) miss a combined 22 games**
- **7 different starters miss a combined 24 games**

#### HERNANDEZ OUT MEANS MORE SHUFFLING ON THE O-LINE

With starting RG **Will Hernandez** set to miss this week's contest against the Rams, Arizona will have:

- **Its 7<sup>th</sup> different starting combination on the O-Line** (5th in last 6 games)
- **QB Kyler Murray, TE Zach Ertz and RT Kelvin Beachum as only players starting every game on offense this season.**

**Arizona has already had 10 different players start a game on the O-Line this season. Should rookie Lecitus Smith - Hernandez's replacement last week - start against the Rams on Sunday he will become the 11<sup>th</sup>. That would tie the Rams for the most in the NFL in 2022.**

**With Justin Pugh already on IR, the Cardinals will finish the season having played just three games with its starting five O-Linemen - LT D.J. Humphries, LG Justin Pugh, C Rodney Hudson, RG Will Hernandez and RT Kelvin Beachum this season (Games 2-4).**

### KEEPING HOLD OF THE BALL UNDER KINGSBURY

Arizona has been one of the NFL's best at protecting the football under head coach Kliff Kingsbury. **Arizona has committed just 63 turnovers in 58 games under Kingsbury. Dating back to 2019, only the Packers (50) and Saints (60) have fewer.**



**In that same span, the Cardinals have lost an NFL-low 21 fumbles. No other team in the NFL has lost fewer than 23 fumbles.**

#### NFL Leaders (2019-22)

##### Fewest Total Turnovers

Rnk	Team	TO
1	Green Bay	50
2	New Orleans	60
3t	Arizona	63
3t	Seattle	63
5t	Tennessee	63
6	Minnesota	64

#### NFL Leaders (2019-22)

##### Fewest Fumbles Lost

Rnk	Team	FL
1	Arizona	21
2	New Orleans	23
3	Baltimore	25
4	N.Y. Jets	26
5t	Houston	27
5t	Green Bay	27

**The win over the Saints in Week 7 marked the eighth time the Cardinals have posted a +3 turnover margin or better under head coach Kliff Kingsbury. Arizona is 8-0 in those contests.**

**Entering Week 10, Arizona is tied for fifth in the NFL with a +3 turnover differential in 2022.**

#### 2022 NFL Leaders - Turnover Differential

Rnk	Team	Diff	TA	TO
1	Philadelphia	+15	18	3
2	Baltimore	+7	16	9
3t	Minnesota	+6	14	8
3t	Dallas	+6	13	7
5t	Arizona	+3	12	9
5t	Cincinnati	+3	13	10
5t	Seattle	+3	15	12
5t	Tennessee	+3	12	9

#### 2021 WAS A RECORD-BREAKING YEAR

**Arizona's 15 turnovers and four fumbles lost in 2021 both represent the lowest single-season totals in franchise history.**

**The Cardinals went without a turnover in seven games last season, tied for the most in a single season in franchise history. Only twice in franchise history has that happened, and both seasons have come under Kingsbury.**



## WILSON WINS PLAYER OF THE WEEK

CB **Marco Wilson** was named the "NFC Defensive Player of the Week" for his performance in the 42-34 victory over the New Orleans Saints in Week 7.

**It was Wilson's first career "Defensive Player of the Week" selection** and he became the 35<sup>th</sup> different player in team history to be named "NFC Defensive Player of the Week."

Wilson recorded his first career INT and first career TD on the same play in the primetime win over New Orleans. With the game tied 14-14 late in the second quarter, Wilson picked off a deflected pass and returned it 38 yards for a TD. That score gave Arizona a 20-14 lead and the Cardinals never trailed again in the game.

Wilson had the only go-ahead defensive TD in the NFL in Week 7.

He finished the game with three tackles, an INT (returned for a TD) and tied his career high with two passes defended.

Wilson and teammate LB Isaiah Simmons each returned INTs for TDs in the win over the Saints. It was the first time since 2015 that the Cardinals had multiple INT returns for TDs in the same game.

**In nine games this season (8 starts), Wilson has recorded 38 tackles, an INT (returned for a TD), five passes defended, a tackle for loss, a QB hit and a forced fumble.**



## ARIZONA'S SWISS ARMY KNIFE

RB **Eno Benjamin**'s third NFL season has been a breakout one for the former ASU standout. It is also one that has seen him do a little of everything for the Cardinals.

Through nine games Benjamin has:


- 299 rushing yards and two TDs on 70 carries (4.3 avg.)
- 24 receptions for 184 yards
- 7 kickoff returns for 170 yards
- 3 kickoffs for 158 yards (52.7 avg.)

**In his second consecutive - and second career - start in place of injured RB James Conner, Benjamin had the most productive game of his career in the Cardinals win over New Orleans in Week 7.**

**He established career highs for scrimmage yards (113) and rushing yards (92), scored his third career TD and also broke the longest run of his career (45 yards).**

**BECOMING A VITAL PIECE:** A 7<sup>th</sup> round (222<sup>nd</sup> overall) selection by the Cardinals in the 2020 NFL Draft, Benjamin's first two NFL seasons (2020-21) consisted of: 9 games played, 116 rushing yards, 1 rushing TD and 160 total scrimmage yards.

**His 2022 season has consisted of 9 games played, 299 rushing yards, 2 rushing TDs and 483 scrimmage yards.**



The Week 7 matchup vs. the Saints was Benjamin's 16<sup>th</sup> career game played. Below is a look at how his performance compared to his first 15 games:

- His 92 rushing yards more than doubled his previous high (39 @ SF, 11/7/21).
- His second carry of the game covered more yards (45) than he had ever rushed for in an entire game (39 yards).
- His 113 scrimmage yards were 48 more than his previous high (65 @ Sea, 10/16/21).
- After posting just one rushing TD in his first 13 career games, Benjamin now has two rushing TDs in his last five games.

### ENO'S FOOT LEADS TO A RARE FEAT IN CAROLINA

**After K Matt Prater was forced from the game in the fourth quarter due to a hip injury, Benjamin added kickoffs to his job duties in Carolina. He kicked off following all three of the Cardinals fourth quarter scoring drives.**

**Benjamin became the first Cards player in the Super Bowl era to have a rush attempt, reception, a kickoff return and a kickoff in the same game. Prior to Benjamin, the last non-specialist to kick off for the Cardinals was S Pat Tillman on 12/15/01 at the N.Y. Giants. Benjamin and Tillman are the last two Arizona State players drafted by the Cardinals.**

## ALLEN CONTINUES HIS RAPID ASCENT

Following a promising 2021 campaign, fourth-year DL **Zach Allen** is having a breakout season for the Cardinals in 2022.

**Through nine games, Allen has totaled 35 tackles, 2.5 sacks, has established career highs with six passes defended and six tackles for loss, while adding 12 QB hits. Allen's six passes defended are tied for the most among D-Line-men this season while his 35 tackles are tied for 11<sup>th</sup>.**

### 2022 NFL LEADERS - DEFENSIVE LINE (According to Stats, Inc.)

Total Tackles		Passes Defended		PD	
Rnk	Player (Team)	Tkl	Rnk	Player (Team)	
1	Grover Stewart (Ind)	48	1t	<b>Zach Allen (AZ)</b>	6
2	Maxx Crosby (LV)	47	1t	Derrick Brown (Car)	6
3	Christian Wilkins (Mia)	45	3	Tahir Tart (Ten)	5
4	Derrick Brown (Car)	42	4t	Justin Jones (Chi)	4
5t	Brian Burns (Car)	38	4t	Jeffery Simmons (Ten)	4
5t	Sam Hubbard (Cin)	38			
5t	DeForest Buckner (Ind)	38			
8t	B.J. Hill (Cin)	37			
8t	Cameron Jordan (NO)	37			
8t	A'Shawn Robinson (LAR)	37			
11t	<b>Zach Allen (AZ)</b>	35			
11t	Aaron Donald (LAR)	35			
11t	DeMarcus Lawrence (Dal)	35			
11t	Daron Payne (Was)	35			

**In Weeks 4-5, Allen had a sack in consecutive games for the third time in his career - with all of those instances coming since last season:**

Games 4-5 in 2022  
Games 12-13 in 2021  
Games 5 & 8 in 2021

**Last week vs. Seattle, Allen posted four tackles, a half-sack, a tackle for loss and two QB hits.**

**Against the Panthers in Week 4, Allen had six tackles, a sack, a career-high three passes defended, two QB hits and a tackle for loss.**

### ALLEN JOINS RAMSEY AND HICKS - FACTS ABOUT HIS RECENT PLAY


**Allen, Rams CB Jalen Ramsey and Vikings LB Jordan Hicks are the only players in the NFL this season with 2.0+ sacks and 6+ passes defended.**

Allen's performance the last six weeks is a continuation of his ascension dating back to last season. A look at his first 21 career games compared to his last 20:

### Allen Comparison

Statistic	1 <sup>st</sup> 21	Last 20
First 21 Career Games vs. Last 20 Games		
Sacks	2.0	6.5
QB Hits	10	23
Passes Defended	3	10
Tackles for Loss	6	11
Fumble Recoveries	1	2

- Thru 9 games in 2022, has already set career highs for passes defended (6) and tackles for loss (6)
- Of his 33 career QB hits, 19 have come in his last 14 games played
- Has 7 passes defended in last 11 games, compared to 6 in his first 30 games
- Prior to Allen in Week 4, the last Cardinals D-Lineman to have 3+ passes defended in a game was Andre Wadsworth (3) on 9/19/99 vs. Miami.



## ARIZONA IS HIGHLY PRODUCTIVE ON THE GROUND

Arizona finished last week's game against the Seahawks with 122 rushing yards on 21 attempts (5.8 avg.).

**It was the Cardinals 42<sup>nd</sup> game with 100+ rushing yards under Kliff Kingsbury (2019-22). In that span, only Baltimore (54), Philadelphia (45), Tennessee (43) have more games with 100+ rushing yards.**

### NFL Leaders

Games w/ 100+ Rushing Yards (2019-22)

Rnk	Team	Gms
1	Baltimore	54
2	Philadelphia	45
3	Tennessee	43
4t	<b>Arizona</b>	42
4t	Cleveland	42

**In 58 games under Kingsbury, Arizona has rushed for 7,356 yards and 70 TDs on 1,605 attempts (4.58 avg.). The Cardinals are one of just seven teams in the NFL with 7,000+ rushing yards and 70+ rushing TDs over the last four seasons (2019-22).**

### Teams w/ 7,000+ Rushing Yards & 70+ Rushing TDs (2019-22)

Team	Yards	TDs	Att	Avg.
Baltimore	10,359	72	1,942	5.33
Tennessee	8,455	80	1,766	4.79
Cleveland	8,063	71	1,639	4.92
Philadelphia	7,871	73	1,683	4.68
<b>Arizona</b>	<b>7,356</b>	<b>70</b>	<b>1,605</b>	<b>4.58</b>
San Francisco	7,316	71	1,646	4.44
New England	7,255	70	1,697	4.28

**The win over New Orleans was the Cardinals 25<sup>th</sup> game with 130+ rushing yards under Kingsbury and the team is 19-6 in those contests. Arizona had just 23 such outings in the seven seasons (2012-18) prior to his arrival.**



## 17TH SEASON AT STATE FARM STADIUM - HIGHLIGHTS

The Cardinals are in their 17<sup>th</sup> season at State Farm Stadium. Below are some highlights from the venue and the 2022 home schedule.

### A LOOK AT THE CARDINALS OPPONENTS AT STATE FARM STADIUM IN 2022

• Of the Cardinals eight home games at State Farm Stadium this season, seven come vs. teams that posted a winning record in 2021 and five will happen vs. teams that made the playoffs last season.

• The eight teams posted a combined 44-25 (.638) record on the road last season.

• Arizona is playing host to three primetime games at State Farm Stadium this season. The first came in Week 7 when the Cardinals beat the Saints 42-34 on Thursday Night Football.

vs. Saints on Thursday Night Football (Week 7) - W, 42-34

vs. Patriots on Monday Night Football (Week 14)

vs. Buccaneers on Sunday Night Football (Week 16 on Christmas night)



### Cardinals Remaining Home Games at State Farm Stadium (2022)

Week	Opponent	2021 Highlights
12	L.A. Chargers	9-8 record; finished 3 <sup>rd</sup> in AFC West
14	New England	10-7 record; earned playoff berth
16	Tampa Bay	13-4 record; made Divisional Round of playoffs

### A CATALYST FOR THE CARDINALS SUCCESS

State Farm Stadium has been a catalyst for the Cardinals success since it opened in 2006. Below is a look at the Cardinals results in their first 16+ years at State Farm Stadium compared to 18 seasons at Sun Devil Stadium.

Overall Comparison Statistic	16+ seasons at State Farm Stadium	18 seasons at Sun Devil Stadium
Sellouts	159 (excluding 2020)	12
Regular Season Home Record	72-59-2	64-80
Home Win %	.552	.444
Postseason Record	5-4	1-1
Postseason Home Record	4-0	0-0
Seasons with Winning Record	6	1
Postseason Berths	5	1
Division Titles	3	0
Conference Championship Games	2	0
Super Bowl Appearances	1	0

### IT GETS LOUD IN THERE

*The home crowd at State Farm Stadium has given the Cardinals one of the best home-field advantages in the NFL. Dating back to the inaugural year at State Farm Stadium in 2006, Cardinals opponents have accumulated 203 accepted false start penalties in the regular season.* That is the most for any home team in the NFL during that span.

### NFL Leaders - Opponent False Start Penalties (2006-2022)

Rnk	Home Team	FS	Stadium
1	Cardinals	203	State Farm Stadium
2	Titans	191	Nissan Stadium
3	Seahawks	188	Lumen Field
4	Eagles	175	Lincoln Financial Field
5	Falcons	173	Mercedes Benz Stadium

## BETMGM SPORTSBOOK OPENS AT STATE FARM STADIUM

In September, the Cardinals and BetMGM debuted the first sportsbook at an NFL stadium. The BetMGM Sportsbook at State Farm Stadium is a two-story, 17,000-square-foot entertainment destination featuring state-of-the-art sports wagering amenities, concert-hosting facilities, a gourmet grille and bar and a variety of screens to watch games.

"We are proud and thrilled to be the NFL's first team to offer its fans this type of unprecedented amenity and innovative experience." Cardinals owner Michael Bidwill said at the opening. "The BetMGM Sportsbook at State Farm Stadium gives us a chance to engage current and potential fans on a year-round basis in a fun, entertaining and responsible way."



Located on The Great Lawn, the BetMGM Sportsbook at State Farm Stadium operates on both event and non-event days, offering guests a massive 265-square-foot video wall, 38 TVs and indoor-and-outdoor dining options.

Throughout the year, the BetMGM Sportsbook at State Farm Stadium also will serve as an outdoor music and comedy concert amphitheater, hosting events for audiences gathered on The Great Lawn.

## SUPER BOWL RETURNS TO AZ

### Valley Will Host 4th Super Bowl in February

*The final game of the 2022 NFL season will take place in Arizona when State Farm Stadium plays host to Super Bowl LVII on Sunday, February 12, 2023.*



It will be the fourth Super Bowl played in the state of Arizona and the third time the nation's most popular sporting event will be played at State Farm Stadium. The Cardinals home venue last staged the mega event when it hosted Super Bowl XLIX following the 2014 season.

Arizona joins South Florida, New Orleans, Los Angeles and Tampa Bay as the only sites selected to host the Super Bowl at least four times.

### Past Super Bowls in Arizona

Super Bowl	Site	Date	Result
XLIX (49)	State Farm Stadium	Feb. 1, 2015	Patriots 28, Seahawks 24
XLII (42)	State Farm Stadium	Feb. 3, 2008	Giants 17, Patriots 14
XXX (30)	Sun Devil Stadium	Jan. 28, 1996	Cowboys 27, Steelers 17

**ECONOMIC IMPACT:** The last time the game was staged in Arizona, it produced a record economic impact for the state. A 2015 study by the Seidman Research Institute, W.P. Carey School of Business at Arizona State University *determined that Super Bowl XLIX, the 2015 Pro Bowl and related events produced a gross economic impact of \$719.4 million for the region. That was the largest economic impact of any special event ever held in Arizona.*

In addition to the games played in Glendale, more than 1 million people visited Verizon Super Bowl Central in downtown Phoenix and more than 500,000 people enjoyed events in downtown Scottsdale.

*In a span of just over 26 months in 2015-17, State Farm Stadium hosted a Pro Bowl, Super Bowl, College Football National Championship Game and the NCAA Men's Final Four. It was an unprecedented stretch for a stadium that generated \$1.3 billion in economic impact for the state during that 26-month span.*

## CARDS HISTORICALLY GOOD IN OVERTIME

*The Week 2 win over the Raiders was the Cardinals 28<sup>th</sup> all-time OT win. That is tied with Denver for the most in NFL history.*

### NFL History - Total OT Victories

Rnk	Team	Wins
1 <sup>t</sup>	Arizona	28
1 <sup>t</sup>	Denver	28
3 <sup>t</sup>	Washington	25
3 <sup>t</sup>	Chicago	25
3 <sup>t</sup>	NY Jets	25
3 <sup>t</sup>	Minnesota	25
3 <sup>t</sup>	San Francisco	25
3 <sup>t</sup>	Pittsburgh	25



*With the victory, Arizona improved to 28-16-4 in OT games all time. The Cardinals .625 winning percentage in OT games is the best in NFL history.*

### NFL History - Overtime Winning Percentage

Rnk	Team	Win%	Record
1	Arizona	.625	28-16-4
2	Washington	.591	25-17-2
3	NY Giants	.585	23-16-2
4	Denver	.580	28-20-2
5	Pittsburgh	.574	25-18-4

*Dating back to 2007, the Cardinals are 12-2-2 in 16 OT games (.813). Arizona remains unbeaten in OT games (5-0-2) dating back to 2013.*

## CARDS LEAD NFL IN TWO-POINTERS

*The Cardinals have converted 5-of-8 (.625) two-point tries this season.*

*Arizona's five successful two-point conversions are tied for the most in a single-season in franchise history. They are also the most in the NFL this season.*

### Franchise Record 2-Point Conversions (Season)

Rnk	Year	2-pt
1 <sup>t</sup>	2022	5
1 <sup>t</sup>	1995	5
3 <sup>t</sup>	2019	3
3 <sup>t</sup>	2005	3
3 <sup>t</sup>	1997	3

### 2022 NFL Leaders 2-Point Conversions

Rnk	Team	2-Pt
1	Arizona	5
2 <sup>t</sup>	New Orleans	3
2 <sup>t</sup>	Detroit	3
4 <sup>t</sup>	6 teams tied	2



## ELEVATING A FRANCHISE

The 2022 season is the 16<sup>th</sup> with owner **Michael Bidwill** steering the organization. His leadership during that time has been instrumental in transforming the franchise both on and off the field.

### Highlights of Bidwill's tenure:

- Michael continues a tradition of Bidwill ownership of the Cardinals that dates back to his grandfather, Hall of Famer Charles Bidwill, who purchased the team in 1933.
- Of the franchise's seven all-time postseason wins, five have come during Michael's tenure leading the organization. Arizona has played in 10 postseason contests over the last 15 seasons, after having appeared in just seven total playoff games prior.
- Arizona has appeared in the NFC Championship Game twice since 2008 including a victory in the 2008 conference title game that led to the franchise's first-ever Super Bowl appearance (Super Bowl XLIII).
- With an 11-6 record in 2021, the Cardinals reached 11+ wins in a season for the sixth time in franchise history. Three of those six 11-win campaigns came with Michael leading the team: 13 in 2015, 11 in 2021.
- Among Bidwill's most substantial accomplishments with the Cardinals is the creation of State Farm Stadium. The world-class venue has proved a critical turning point for the franchise, an economic engine for the state of Arizona, and a crucial resource in the battle against the COVID-19 pandemic.
- At the conclusion of the 2022 season, State Farm Stadium will host Super Bowl LVII – the third Super Bowl held at the venue since it opened in 2006. State Farm Stadium also hosted Super Bowls XLII (following 2007 season) and XLIX (following 2014 season).
- In addition to his role in helping Arizona land three Super Bowls, Michael was also instrumental in getting the 2015 Pro Bowl moved to State Farm Stadium; played a week before Super Bowl XLIX, the two events combined to deliver a record economic impact of \$720 million to the region.
- Since State Farm Stadium opened in 2006, the Cardinals have sold out 159 games at the venue (which is every non-pandemic game played there).
- Beginning this week, the Cardinals will make their first-ever appearance on *Hard Knocks*, television's most acclaimed sports reality franchise. Arizona will be the second team to be featured on *Hard Knocks In Season*, which will document the second half of the Cardinals season in real time.
- In January of 2016, the National Football Foundation (NFF) and College Hall of Fame inducted Bidwill and Governor Doug Ducey into the NFF Leadership Hall of Fame.

### Cardinals Under Michael Bidwill (2007-Present)

Statistic	Totals
Overall Record (RS + Post)	129-129-2
Overall Win Pct.	.500
Postseason Record	5-5
Regular Season Home Record	69-54-2
Postseason Home Record	4-0
Overall Home Record (RS + Post)	73-54-2
Seasons with .500 Record or Better	10
Seasons with 10+ Wins	5
Postseason Berths	5
Best Regular Season Record	13-3
Division Titles	3
Conference Championship Games	2
Super Bowl Appearances	1



## AN INFLUENTIAL OWNER

*Within the National Football League, Bidwill's considerable influence is illustrated by his appointment to a number of notable league committees, including his inclusion on the prestigious Management Council Executive Committee.*

In 2021, the league announced that Bidwill would replace Bengals owner Mike Brown on the Management Council Executive Committee that deals with the NFLPA on labor issues.

The full list of league committees that Bidwill serves or has served on while running the Cardinals:

- Management Council Executive Committee
- Compensation Committee
- Legislative Committee
- Stadium Security & Fan Behavior (Chairman)
- Business Ventures Committee
- Conduct Committee (Chairman)
- NFL Foundation
- Diversity, Equity & Inclusion Committee
- Social Justice Working Group
- Health & Safety Advisory Committee



## REMEMBERING VIOLET BIDWILL

The 2022 season marks the 75<sup>th</sup> anniversary of the Cardinals historic 1947 season. It was a year in which **Violet Bidwill** made league history and one that ultimately ended in the team winning an NFL Championship over the Philadelphia Eagles.



The Cardinals suffered a big loss when team owner **Charles W. Bidwill** - having just recently assembled his "Dream Backfield" with the unprecedented signing of All-American running back Charley Trippi - passed away in April. He had run the franchise since purchasing it in 1933 and was credited with pulling the team - and on a larger scale the NFL - through the Great Depression.

### THE NFL'S FIRST FEMALE OWNER

*With the passing of Charles, his wife, Violet Bidwill - while raising the couple's two teenage sons Stormy (18) and William (16) - took over as team owner. It was a historic moment, as she became the first female owner in NFL history and one of the first females to serve as a primary owner in professional sports.*

"She was a wonderful person and was in a tough situation with losing her husband at a young age," Violet's grandson, current Cardinals owner **Michael Bidwill**, said. "She decided she would take over the family businesses."

"Things worked out well," then-team president Ray Benningson said of the front office under Violet. "I ran the business end of it, (head coach) Jimmy (Conzelman) ran the team on the field and we both appreciated Vi's (Violet) counsel. I'll tell you one thing. She knew her football and she was a shrewd businesswoman."

"She didn't suffer fools, and she was right there in the meetings with the rest of the owners and held her own," said Michael Bidwill.

*Violet Bidwill's first year of ownership saw the franchise win the NFL Championship after defeating the Philadelphia Eagles 28-21 in the Championship Game.*

## KEIM HAS BUILT SOME OF THE BEST

After 14 seasons working within the Cardinals personnel department, **Steve Keim** was elevated to GM on January 8, 2013.

### AMONG THE NFL'S BEST IN 2021

In 2021, the Cardinals posted an 11-6 record and secured their first playoff berth since 2015.

*In addition to winning 11 games during the regular season, the Cardinals also ranked in the top 10 in both offensive points scored and defensive points allowed per game.*


### KEIM TRADES FOR THE NFL'S BEST

Among the trades negotiated by Keim during his tenure as GM:

- QB **Carson Palmer** from Oakland in 2013
- LB **Chandler Jones** from New England in 2016
- WR **DeAndre Hopkins** from Houston in 2020
- OL **Rodney Hudson** from Las Vegas in 2021
- TE **Zach Ertz** from Philadelphia in 2021
- WR **Marquise Brown** from Baltimore in 2022


### CARDINALS HIGHLIGHTS IN KEIM'S TENURE

- The 2021 season marked the fourth time in his tenure the Cardinals have won 10+ games. That includes the 2015 season when Arizona won a franchise record 13 games and earned its first-ever postseason bye.
- During Keim's tenure, Arizona has established franchise records for wins in a season (13 in 2015), points in a season (489 in 2015), led the NFL in total offense for the first time in team history (#1 in 2015) and led the NFL in sacks for the second time ever (48.0 in 2016).
- Arizona has featured a top-10 defense four times and a top-10 offense four times dating back to Keim's first season as GM. The Cardinals had a top-10 defense in three consecutive seasons (2015-17) for the first time since the 1970 merger. In 2021, Arizona ranked 10<sup>th</sup> in the NFL in offensive points scored (435) and eighth in defensive points allowed (349).
- Selected QB **Kyler Murray** with the #1 overall pick in the 2019 NFL Draft. Murray was named the 2019 NFL Offensive Rookie of the Year and followed up with Pro Bowl selections in each of the last two years (2020-21), becoming the first QB in team history to earn multiple Pro Bowls in his first three seasons.
- The 2021 free agency period was one of Keim's busiest as GM. The players the Cardinals acquired have a combined 20 Pro Bowl selections and 11 All-Pro nods. Arizona brought in five different Pro Bowlers in the offseason: DL **J.J. Watt**, WR **A.J. Green**, OL **Rodney Hudson**, K **Matt Prater** and RB **James Conner**. Conner was selected to the Pro Bowl in 2021.
- Named Sporting News 2014 NFL Executive of the Year and earned back-to-back NFL Executive of the Year honors from Pro Football Talk (2013-14).



## KYLER MURRAY - AT A GLANCE

• Selected #1 overall by the Cardinals in the 2019 NFL Draft. Signed the largest contract in franchise history when he agreed to an extension in July of 2022 that will keep him under contract through the end of the 2028 season.



- For the second straight season, earned Pro Bowl honors in 2021. 1<sup>st</sup> QB in franchise history named to Pro Bowl twice within his first three NFL seasons and joined Aaron Rodgers, Patrick Mahomes and Russell Wilson as only NFL QBs named to each of the last two Pro Bowls.

- 2019 AP NFL Offensive Rookie of the Year.

- In his career (55 games), has completed 1,297-of-1,941 pass attempts (66.8%) for 13,648 yards and 82 TDs while rushing for 2,145 yards and 22 TDs on 373 carries (5.8 avg.).

### NFL HISTORY

- Only player in NFL history with 70+ passing TDs and 20+ rushing TDs in his first three seasons.

- One of just four players in NFL history (Josh Allen, Russell Wilson and Cam Newton) with 13,000+ passing yards and 2,000+ rushing yards in his first four seasons.

- First player in NFL history with 3,500+ passing yards and 400+ rushing in each of his first three seasons.

- One of just 13 players in NFL history with 100 total TDs in their first 54 career games.

- His 66.86 completion percentage was the best in NFL history in a player's first three seasons (min. 1,000 attempts).

- Fourth-youngest player in NFL history (24 years, 120 days) to reach 10,000 career passing yards.

- His five games with 3+ pass TDs and 1+ rush TDs were the most in NFL history in a player's first three seasons.

- Joins Peyton Manning (2) and Aaron Rodgers (2) as the only players in NFL history with multiple games of 400+ passing yards, 3+ passing TDs and 1+ rushing TD.

- Only player in NFL history with 7,500+ passing yards, 45+ TD passes and 15+ TD runs in his first two NFL seasons.

- In 2020, set an NFL record for the most games (9) with a passing and rushing TD in a single season. Has 15 such performances in 55 career games, surpassing Jim Hart for the team record (11 in 199 games).

- Only player in NFL history with both a passing and rushing TD in five consecutive games (Games 5-9) in 2020.

- In Week 7 of the 2020 season vs. Seattle, became the first player in NFL history to throw for 350+ yards and 3+ TDs while also rushing for 50+ yards and a TD in a single game.

- Just the 6<sup>th</sup> different QB in NFL history with 3,500+ passing yards and 500+ rushing yards in a season (2019) – and just the second rookie (Cam Newton, 2011).

- Between Weeks 4-10 of the 2019 season, set an NFL rookie record with 211 consecutive pass attempts without an INT.

### CARDINALS HISTORY

- Only player in franchise history to have 3,500+ passing yards in three consecutive seasons.

- Only player in franchise history with 13,000+ passing yards and 2,000+ rushing yards in their career.

- Already owns the franchise record for rushing TDs by a QB (22) and career games with both a passing and rushing TD (15).

- Tied Kurt Warner (5 in 2009) for the most games with a passer rating of 120.0+ in a single season in 2021.

- Established a single-season franchise record with a 67.2 completion percentage (375-of-558) in 2020 which he topped in 2021 with a 69.2 completion percentage (333-of-481).

- Set a single-season franchise record for rushing TDs (11) and rushing yards (819) by a QB in 2020.

- Has been named NFC "Offensive Player of the Week" five times, tying Kurt Warner for the most in franchise history. In 2020 became the first player in team history to earn the honor three times in a single season.

- First Cardinals rookie QB to start a season opener since Lamar McHan in 1954. Selected #1 overall by the Cardinals in the 2019 NFL Draft, the fifth player ever taken by Arizona #1 overall and first since 1958.

## MURRAY SURPASSES 13,000 & 2,000

After rushing for 100 yards on 10 carries in Week 6 at Seattle, QB **Kyler Murray** surpassed 2,000 career rushing yards. ***In the Super Bowl era, only five QBs reached 2,000 career rushing yards in fewer games than Murray (52).***



### Super Bowl Era Fewest Games to 2,000 Rushing Yards (QB)

Rnk	Player (Years)	Gms
1	Lamar Jackson (2018-21)	33
2	Michael Vick (2001-04)	39
3	Bobby Douglass (1969-72)	46
4	Cam Newton (2011-14)	48
5	Russell Wilson (2012-15)	51
6	<b>Kyler Murray (2019-22)</b>	<b>52</b>

***Murray currently has 13,648 passing yards and 2,145 rushing yards in his career. He is one of just four players in NFL history with 13,000+ passing yards and 2,000+ rushing yards in their first four seasons.***

### NFL History - 12,000+ Passing Yards & 2,000+ Rushing Yards (1<sup>st</sup> 4 Seasons)

Player (Years)	Team	Passing	Rushing	Gms
<b>Kyler Murray (2019-22)</b>	<b>Arizona</b>	<b>13,648</b>	<b>2,145</b>	<b>55</b>
Josh Allen (2018-21)	Buffalo	14,114	2,325	61
Russell Wilson (2012-15)	Seattle	13,974	2,430	64
Cam Newton (2011-14)	Carolina	14,426	2,571	62

### MURRAY HAS 100 RUSHING YARDS FOR THE SECOND TIME

***There have been three 100-yard rushing performances by a QB in franchise history and Murray has accounted for two of those. He owns three of the five highest single-game rushing totals by a QB in franchise history.***

### Rushing Yards By Quarterback – Single Game (All-Time)

Rnk	Player	Yds	Opponent
1	Charley Trippi	145	12/16/51 @ Chicago
2	<b>Kyler Murray</b>	<b>106</b>	<b>11/8/20 vs. Miami</b>
3	<b>Kyler Murray</b>	<b>100</b>	<b>10/16/22 @ Seattle</b>
4	M.C. Reynolds	99	11/2/58 vs. Philadelphia
5	<b>Kyler Murray</b>	<b>93</b>	<b>10/6/19 @ Cincinnati</b>

***Murray had a 42-yard run in Seattle in Week 6. It was the sixth-longest run by a QB in franchise history and the third-longest run of Murray's career.***

### Franchise Record - Longest Runs By Quarterback (All-Time)

Rnk	Player	Dist	Opponent
1	Charley Trippi	59t	10/5/52 vs. Chicago
2	<b>Kyler Murray</b>	<b>57</b>	<b>12/25/21 vs. Indianapolis</b>
3	M.C. Reynolds	50	11/2/58 vs. Philadelphia
4	<b>Kyler Murray</b>	<b>48</b>	<b>10/4/20 @ Carolina</b>
5	Sam Etcheverry	44	12/17/61 vs. Pittsburgh
6	<b>Kyler Murray</b>	<b>42</b>	<b>10/16/22 @ Seattle</b>

## MURRAY AMONG THE FASTEST TO 100 TDs

***QB Kyler Murray threw three TD passes against the Vikings in Week 8, giving him 102 total TDs (passing and rushing) in 54 career games. He became just the 13<sup>th</sup> player in NFL history with 100 total TDs in their first 54 career games.***



### NFL History Fewest Games to 100 TDs (Passing & Rushing)

Rnk	Player (Years)	Gms
1	Patrick Mahomes (2017-20)	39
2	Dan Marino (1983-85)	43
3	Deshaun Watson (2017-20)	45
4	Kurt Warner (1998-02)	46
5	Josh Allen (2018-21)	47
6	Andrew Luck (2012-15)	49
7	Daunte Culpepper (1999-03)	50
8t	Johnny Unitas (1956-60)	51
8t	Matthew Stafford (2009-13)	51
10t	Peyton Manning (1998-01)	53
10t	Cam Newton (2011-14)	53
12t	<b>Kyler Murray (2019-22)</b>	<b>54</b>
12t	Aaron Rodgers (2005-10)	54
12t	Lamar Jackson (2018-21)	54

The Week 8 matchup at Minnesota was Murray's 12<sup>th</sup> with at least three TD passes. ***Just 55 games into his career, only five players in franchise history had more games with at least three TD passes than Murray.***

### Franchise Record – Games w/3+ TD Passes

Rnk	Player (Years)	3+	Gms Played
1	Neil Lomax (1981-88)	15	108
2	Charley Johnson (1961-69)	14	87
3t	Jim Hart (1966-83)	13	199
3t	Carson Palmer (2013-17)	13	60
3t	Kurt Warner (2005-09)	13	61
6	<b>Kyler Murray (2019-22)</b>	<b>12</b>	<b>55</b>

## TDS AT A RECORD RATE

*Murray accounted for 90 total TDs (70 passing; 20 rushing) in his first three NFL seasons, becoming the first player in NFL history with 70+ passing TDs and 20+ rushing TDs in his first three seasons.*

*Murray has 82 career TD passes. That is 17 more than any other player in franchise history in their first four NFL seasons.*

Franchise Record – TD Passes in 1<sup>st</sup> 4 NFL Seasons

Rnk	Player (Years)	TDs
1	<b>Kyler Murray (2019-22)</b>	<b>82</b>
2	Charley Johnson (1961-64)	65
3	Neil Lomax (1981-84)	61
4	Jake Plummer (1997-00)	54
5t	Paul Christman (1945-48)	40
5t	Jim Hart (1966-69)	40



*Murray's 22 rushing TDs are the seventh-most in franchise history in a player's first four NFL seasons - regardless of position.*

Franchise Record – Rushing TDs in 1<sup>st</sup> 4 Seasons

Rnk	Player (Years)	TD	Gms
1	RB David Johnson (2015-18)	31	49
2	RB Ottis Anderson (1979-82)	29	56
3t	HB Pat Harder (1946-49)	24	46
3t	RB Beanie Wells (2009-12)	24	51
5t	RB Tim Hightower (2008-10)	23	48
5t	HB Elmer Angsman (1946-49)	23	47
7	<b>QB Kyler Murray (2019-21)</b>	<b>22</b>	<b>55</b>

*Only two QBs in NFL history had more rushing TDs in their first four seasons.*

NFL History - Rushing TDs by QB in 1<sup>st</sup> 4 Seasons

Rnk	Player (Years)	TDs
1	Cam Newton (2011-14)	33
2	Josh Allen (2018-21)	31
3t	<b>Kyler Murray (2019-22)</b>	<b>22</b>
3t	Daunte Culpepper (1999-02)	22
5t	Lamar Jackson (2018-21)	21
5t	Dak Prescott (2016-19)	21

## HIGH PERCENTAGE PASSER IN 2021

Murray completed 333-of-481 pass attempts (69.2%) during the regular season in 2021. *His 69.2 completion percentage established a new franchise single-season record and also ranked second in the NFL in 2021.*

*Murray now owns the top two - and three of the top six - single-season completion percentages in Cardinals history.*

Franchise Record – Completion Pct. (Season)

Rnk	Player (Year)	Pct.
1	<b>Kyler Murray (2021)</b>	<b>69.2</b>
2t	<b>Kyler Murray (2020)</b>	<b>67.2</b>
2t	Kurt Warner (2008)	67.1
4	Kurt Warner (2009)	66.1
5	Kurt Warner (2005)	64.5
6	<b>Kyler Murray (2019)</b>	<b>64.4</b>



## MURRAY HITS 300 FOR THE 13TH TIME

*Murray threw for a season-high 326 yards in Week 8 at Minnesota. It was his 13<sup>th</sup> career 300-yard outing. Just 55 games into his career, that total ranks fifth in team history.*

Franchise Record – Games w/ 300+ Passing Yards

Rnk	Player (Years)	300+	Gms Played
1	Carson Palmer (2013-17)	25	60
2	Kurt Warner (2005-09)	22	61
3	Neil Lomax (1981-88)	18	108
4	Jim Hart (1966-83)	14	199
5	<b>Kyler Murray (2019-22)</b>	<b>13</b>	<b>55</b>



## KEEPING IT ABOVE 70 PERCENT

*Murray has had 20 games with a 70+ completion percentage in his four seasons. That the most in franchise history - for an entire career. Murray's 17 such performances were the most in NFL history in player's first three seasons.*

Franchise History – Games w/ 70.0+ Comp. % (Career)

Rnk	Player (Years)	Games
1t	<b>Kyler Murray (2019-22)</b>	<b>20</b>
2	Kurt Warner (2005-09)	15
3	Neil Lomax (1981-88)	12
4	Carson Palmer (2013-17)	10
5	Jim Hart (1966-83)	8



## A HIGHLY-RATED CAMPAIGN IN 2021

*Murray posted a 100.6 passer rating in 2021. It represented the second-highest single-season total in franchise history. He now owns two of the top-5 single-season passer rating totals in franchise history.*

Franchise Record - Passer Rating (Season)

Rnk	Player (Year)	Rating
1	Carson Palmer (2015)	104.6
2	<b>Kyler Murray (2021)</b>	<b>100.6</b>
3	Kurt Warner (2008)	96.9
4	Carson Palmer (2014)	95.6
5	<b>Kyler Murray (2020)</b>	<b>94.3</b>

*Murray's 110.6 passer rating in 2021 ranked eighth in the NFL.*

NFL Leaders – Passer Rating (2021)

Rnk	Player (Team)	Rating
1	Aaron Rodgers (GB)	111.9
2	Joe Burrow (Cin)	108.3
3	Dak Prescott (Dal)	104.2
4t	Kirk Cousins (Min)	103.1
4t	Russell Wilson (Sea)	103.1
6	Matthew Stafford (LAR)	102.9
7	Tom Brady (TB)	102.1
8	<b>Kyler Murray (AZ)</b>	<b>100.6</b>
9	Jimmy Garoppolo	98.7
10	Patrick Mahomes	98.5

*Murray's five games with a passer rating of 120.0+ in 2021 tied for the most in a single season in franchise history.*

Franchise Record - Games w/ 120+ Passer Rating (Season)

Rnk	Player (Year)	120+
1t	<b>Kyler Murray (2021)</b>	<b>5</b>
1t	Kurt Warner (2009)	5
3	Neil Lomax (1984)	4
4t	Carson Palmer (2015)	3
4t	Kurt Warner (2008)	3
4t	Neil Lomax (1983)	3

*In franchise history, only Neil Lomax (10 in 108 games) had more such outings in a career than Murray has in his first 55 career games (9).*

Franchise Record – Games w/ 120.0+ Passer Rating (Career)

Rnk	Player (Years)	120+	Gms Played
1	Neil Lomax (1981-88)	10	108
2t	<b>Kyler Murray (2019-21)</b>	<b>9</b>	<b>55</b>
2t	Kurt Warner (2005-09)	9	61
4	Jim Hart (1966-83)	6	199
5	Carson Palmer (2013-17)	4	60

Murray's Career Games w/ Passer Rating of 120+

Rate	Opponent
150.5	11/8/20 vs. Mia
136.9	12/5/21 @ Chi
130.7	10/31/19 vs. SF
129.0	10/17/21 @ Cle
128.2	10/13/19 vs. Atl
127.8	12/20/20 vs. Phi
121.3	10/24/21 vs. Hou
121.0	9/12/21 @ Ten
120.3	10/3/21 @ LAR

## AMONG THE YOUNGEST TO 10,000

In Week 13 of the 2021 season at Chicago, *Murray surpassed 10,000 passing yards in his career (currently sits at 11,480).*

*At 24 years, 120 days old he became the fourth-youngest player in NFL history to reach 10,000 career passing yards.*

NFL History

Youngest to Reach 10,000+ Passing Yards

Rnk	Player (Team)	Age
1	Drew Bledsoe (NE)	23 years, 299 days
2	Jameis Winston (TB)	23 years, 303 days
3	Dan Marino (Mia)	24 years, 63 days
4	<b>Kyler Murray (AZ)</b>	<b>24 years, 120 days</b>
5	Cam Newton (Car)	24 years, 191 days

*Murray (11,480 passing yards and 1,786 rushing yards) joined Cam Newton (2011-13) as the only players in NFL history with 11,000+ passing yards and 1,500+ rushing yards in their first three seasons.*

*Murray's 11,480 passing yards were the fourth most in NFL history in a player's first three seasons.*

NFL History - Passing Yards in 1<sup>st</sup> 3 Seasons

Rnk	Player (Years)	Yards
1	Andrew Luck (2012-14)	12,957
2	Peyton Manning (1998-00)	12,287
3	Jameis Winston (2015-17)	11,636
4	<b>Kyler Murray (2019-21)</b>	<b>11,480</b>
5	Dan Marino (1983-85)	11,431



## TDS BY THE BUNCH

*Murray has had seven games with 4+ TDs so far in his career. Four of those performances came in 2021.*

### Murray Career Games with 4+ Combined TDs

TD	Opponent	Pass/Rush
5	9/12/21 @ Ten	4/1
4	12/5/21 @ Chi	2/2
4	10/17/21 @ Cle	4/0
4	9/19/21 vs. Min	3/1
4	12/20/20 vs. Phi	3/1
4	11/8/20 vs. Mia	3/1
4	10/25/20 vs. Sea	3/1

*In 2021, Murray (2) joined Carson Palmer (3 in 2015) as the only players in Cardinals history with multiple games of at least four TD passes in a single season.*



In franchise history, only Charley Johnson (4), Jim Hart (3) and Carson Palmer (3) had more games with at least four TD passes in their career than Murray has in his first 55 games.

### Franchise History – Games w/4+ TD Passes (Career)

Rnk	Player (Years)	4+	Gms
1	Charley Johnson (1961-69)	4	108
2t	Carson Palmer (2013-17)	3	60
2t	Jim Hart (1966-83)	3	199
4t	<b>Kyler Murray (2019-22)</b>	<b>2</b>	<b>55</b>
4t	Kurt Warner (2005-09)	2	61
4t	Jake Plummer (1997-02)	2	84
4t	Lamar McHan (1954-58)	2	60

*In Week 6 of the 2021 season at Cleveland, Murray threw four TD passes without throwing an INT. It marked just the ninth time in franchise history – and just the second time in the last 15 years – that a player threw for 4+ TDs with no INTs in a game.* Murray became the first Cardinals player to do so since Hall of Famer Kurt Warner in 2009.

### Franchise History – Players w/ 4+ TD Passes & 0 INTs (Game)

Player	Opponent	TD/INT
<b>Kyler Murray</b>	<b>10/17/21 @ Cle</b>	<b>4/0</b>
Kurt Warner	11/8/09 @ Chi	5/0
Kent Graham	9/29/96 vs. StL	4/0
Neil Lomax	11/13/83 vs. Sea	4/0
Jim Hart	10/28/73 vs. NYG	4/0
Jim Hart	10/22/67 vs. Phi	4/0
Charley Johnson	12/8/63 vs. Phi	4/0
Lamar McHan	11/4/56 vs. Phi	4/0
Ray Mallouf	10/17/48 @ NYG	4/0

*The Week 13 victory at Chicago last season marked the first time Murray had multiple passing TDs and multiple rushing TDs in a game. It marked just the seventh such performance in franchise history and the first in 17 years - since Josh McCown had two passing TDs and two rushing TDs vs. St. Louis on 12/19/04.*

## MURRAY'S IMPRESSIVE GROUND GAME

*Murray had three of the top-five QB rushing totals in franchise history in his first three seasons. In 2021, he rushed for 423 yards, the fifth-best single-season total in team history.*

### Franchise Record - Rushing Yards By QB (Season)

Rnk	Player (Year)	Yds
1	<b>Kyler Murray (2020)</b>	<b>816</b>
2	<b>Kyler Murray (2019)</b>	<b>544</b>
3	Charley Trippi (1951)	501
4	Timm Rosenbach (1990)	470
5	<b>Kyler Murray (2021)</b>	<b>423</b>

Murray is one of just five QBs in NFL history with 400+ rushing yards in each of his first three seasons.

### NFL History - QBs w/ 400+ Rushing Yards in Each of 1st 3 Seasons

Rnk	Player	Years (Yards)
1	<b>Kyler Murray</b>	<b>2019 (544), 2020 (816), 2021 (423)</b>
2	Lamar Jackson	2018 (695), 2019 (1,206), 2020 (1,005)
3	Josh Allen	2018 (631), 2019 (510), 2020 (421)
4	Russell Wilson	2012 (489), 2013 (539), 2014 (849)
5	Cam Newton	2011 (706), 2012 (741), 2013 (585)

### MORE THAN A COUPLE OF LONG RUNS ALREADY

*Murray had a 42-yard run in Seattle in Week 6. It was the sixth-longest run by a QB in franchise history and the third-longest run of Murray's career.*

### Franchise Record - Longest Runs By Quarterback (All-Time)

Rnk	Player	Dist	Opponent
1	Charley Trippi	59t	10/5/52 vs. Chi
2	<b>Kyler Murray</b>	<b>57</b>	<b>12/25/21 vs. Ind</b>
3	M.C. Reynolds	50	11/2/58 vs. Phi
4	<b>Kyler Murray</b>	<b>48</b>	<b>10/4/20 @ Car</b>
5	Sam Etcheverry	44	12/17/61 vs. Pit
6	<b>Kyler Murray</b>	<b>42</b>	<b>10/16/22 @ Sea</b>



## A DUAL THREAT UNLIKE ANY OTHER

*In just 55 career starts, Murray has 15 career games with both a passing and rushing TD, a franchise record.*

### Franchise Record – Games w/ Rush & Pass TD (Career)

Rnk	Player (Years)	Gms	Gms Played
1	<b>Kyler Murray (2019-22)</b>	<b>15</b>	<b>55</b>
2	Jim Hart (1966-83)	11	199
3	Ernie Nevers (1929-31)	8	31
4	Charley Johnson (1961-69)	7	87
5	Paul Christman (1945-49)	6	50

*Murray has 14 such performances over the last three seasons (2020-22). That total leads the NFL.*

### NFL Leaders – Games w/Rushing & Passing TD (2020-22)

Rnk	Player (Team)	Gms
1	<b>Kyler Murray (AZ)</b>	<b>14</b>
2	Josh Allen (Buf)	12
3	Ryan Tannehill (Ten)	10
4t	Justin Herbert (LAC)	8
4t	Lamar Jackson (Bal)	8

Dating back to Murray's rookie season in 2019, only Bills QB Josh Allen has more games with both a passing and rushing TD.

### NFL Leaders - Games w/ Rushing & Passing TD (2019-22)

Rnk	Player (Team)	Gms
1	Josh Allen (Buf)	18
2	<b>Kyler Murray (AZ)</b>	<b>15</b>
3	Ryan Tannehill (Ten)	13
4	Lamar Jackson (Bal)	11
5	Justin Herbert (LAC)	8

### NFL RECORD FIVE GAMES WITH 3+ PASS TDS AND 1+ RUSH TD

*The Cardinals win over Minnesota in Week 2 last season was Murray's fifth career game with at least three passing TDs and a rushing TD. That is the most such performances in NFL history in a player's first three seasons.*

### NFL History – Games w/ 3+ Pass TD & 1+ Rush TD (1st 3 Seasons)

Rnk	Player (Team)	Gms	Years
1	<b>Kyler Murray (AZ)</b>	<b>5</b>	<b>2019-21</b>
2t	Josh Allen (Buf)	4	2018-20
2t	Jack Kemp (LAC)	4	1957, '60-61
4t	Justin Herbert (LAC)	3	2020-21
4t	Marcus Mariota (Ten)	3	2015-17
4t	Cam Newton (FA)	3	2011-13
4t	Daunte Culpepper (Min)	3	1999-01

## 22 RUSHING TDS AND COUNTING

*Murray has 22 rushing TDs in his career, including two this season.*

*Murray's four-yard TD run at Carolina in Week 4 gave him 22 rushing TDs in 50 career starts. Dating back to 1970, only three NFL QBs had more rushing TDs in their first 50 career starts.*

### Rushing TDs by QB in 1st 50 Career Starts (1970-22)

Rnk	Player (Team)	TD
1t	Josh Allen (Buf)	28
1t	Cam Newton (Car)	28
3	Daunte Culpepper (Min)	25
4	<b>Kyler Murray (AZ)</b>	<b>22</b>
5t	Steve Grogan (NE)	21
5t	Steve McNair (Ten)	21

*Dating back to his rookie season in 2019, Murray and Josh Allen (27) are the only QBs in the NFL with 20+ rushing TDs.*

### NFL Leaders – Rushing TDs by QB (2019-22)

Rnk	Player (Team)	TDs
1	Josh Allen (Buf)	27
2	<b>Kyler Murray (AZ)</b>	<b>22</b>
3t	Ryan Tannehill (Ten)	19
3t	Jalen Hurts (Phi)	19
5	Lamar Jackson (Bal)	18

*In just 55 starts, Murray already has six more rushing TDs than any other QB in franchise history in their career.*

### Franchise Record – Rushing TDs by QB (Career)

Rnk	Player (Years)	TD	Gms
1	<b>Kyler Murray (2019-22)</b>	<b>22</b>	<b>55</b>
2	Jim Hart (1963-88)	16	199
3	Lamar McHan (1954-58)	11	60
4t	Jake Plummer (1997-02)	10	84
4t	Neil Lomax (1981-88)	10	108
4t	Charley Johnson (1961-69)	10	87

Only five times in franchise history has a QB had at least five rushing TDs in a season. Murray – who established a franchise single-season QB record with 11 rushing TDs in 2020 – has accounted for two of those seasons.



## DEANDRE HOPKINS - AT A GLANCE

- Five-time Pro Bowl (2015; 2017-20) and four-time All-Pro selection. Named 1<sup>st</sup>-team All-Pro in three straight seasons (2017-19) and 2<sup>nd</sup>-team All-Pro in 2020 in his first season with Arizona.
- Has surpassed 100 receptions four times in his career, has six seasons of 1,000+ receiving yards, three seasons with 10+ TDs and has posted 100+ receiving yards in a game 38 times in the regular season.
- In 2019, had 104 receptions for 1,165 yards and seven TDs while being named to the Pro Bowl for the third consecutive year and being named 1<sup>st</sup>-team All-Pro for the third straight season.
- Including postseason, Hopkins missed four times as many games in 2021 (8) as he had in his entire career entering the season (2).



### NFL LEADER

- Since entering the NFL in 2013, ranks first in receptions (815), second in receiving yards (10,879) and fourth in TD receptions (70).
- Dating back to 2017, his 6,392 receiving yards rank fifth in the NFL, his 339 receiving 1<sup>st</sup> downs rank third, his 743 total targets rank fifth, his 498 receptions rank sixth and his 47 TD receptions rank sixth in the NFL.
- Has at least one reception in all 139 career games played during the regular season. That represents the longest active streak in the NFL and is the 4<sup>th</sup>-longest in the Super Bowl era to begin a career.
- Has finished a season ranked in the NFL's top-3 in receptions four times and receiving yards three times.
- Was the only NFL player to have 100+ receptions every season between 2018-20.
- Is the only active NFL player with at least 100 receptions, 1,500 receiving yards and 11 TD receptions in multiple seasons (2015; 2018).

### NFL HISTORY

- Has 815 career receptions. In Week 8 at Minnesota earlier this season, Hopkins - at 30 years, 146 days old - became the third-youngest player in NFL history to reach 800 career receptions.
- In the 2020 finale against the Rams, surpassed 10,000 career receiving yards. At 28 years, 211 days old, he became the youngest player in NFL history to reach 10,000 career receiving yards.
- One of four players in history with 750+ receptions, 10,500+ receiving yards and 65+ TDs in his first nine seasons.

### FRANCHISE HISTORY

- Established a single-season franchise record with a career-high-tying 115 receptions during his first season with the Cardinals in 2020.
- Has hauled in three game-winning TD receptions in two seasons with Arizona (2020-21), including a 43-yard "Hail Murray" game-winner vs. Buffalo in Week 10 of 2020 that won the 2021 ESPY for "Best Play."
- In his Cardinals debut (@ SF in '20), established a franchise record for the most receptions in a season-opener with 14 catches for 151 yards.

## WHERE HE RANKS SINCE 2013

A look at where Hopkins ranks since entering the league in 2013.

### NFL Leaders – Receptions (2013-)

Rnk	Player (Current Team)	Rec
1	<b>DeAndre Hopkins (AZ)</b>	<b>815</b>
2	Antonio Brown (FA)	777
3	Travis Kelce (KC)	761
4	Julio Jones (TB)	754
5	Keenan Allen (LAC)	736

### NFL Leaders – Receiving Yards (2013-)

Rnk	Player (Current Team)	Yds
1	Julio Jones (TB)	11,298
2	<b>DeAndre Hopkins (AZ)</b>	<b>10,879</b>
3	Antonio Brown (FA)	10,229
4	Mike Evans (TB)	9,918
5	Travis Kelce (KC)	9,665

### NFL Leaders – Receiving Touchdowns (2013-)

Rnk	Player (Current Team)	TD
1	Davante Adams (LV)	80
2	Mike Evans (TB)	78
3	Antonio Brown (FA)	76
4	<b>DeAndre Hopkins (AZ)</b>	<b>70</b>
5	Travis Kelce (KC)	64



## AMONG YOUNGEST EVER TO 800

*Hopkins' first catch vs. the Vikings in Week 8 was also the 800<sup>th</sup> of his career. Only two players in NFL history reached 800 receptions at a younger age than Hopkins (30 years, 146 days).*

### NFL History

#### Youngest Players to 800 Career Receptions

Rnk	Player	Age
1	Larry Fitzgerald	30 years, 57 days
2	Antonio Brown	30 years, 138 days
3	<b>DeAndre Hopkins</b>	<b>30 years, 146 days</b>
4	Jason Witten	30 years, 238 days
5	Andre Johnson	31 years, 165 days

*The game against the Vikings was the 138<sup>th</sup> of Hopkins' career. Only four players in NFL history reached 800 career receptions in fewer games.*



### NFL History – Fewest Games to 800 Career Receptions

Rnk	Player	Games
1	Antonio Brown	126
2	Julio Jones	127
3	Marvin Harrison	131
4	Andre Johnson	137
5	<b>DeAndre Hopkins</b>	<b>138</b>

### NFL RECORD FOR RECEPTIONS BEFORE TURNING 30

In the Week 5 win vs. San Francisco last season, Hopkins **reached 770 receptions in his career, the most in NFL history prior to a player's 30<sup>th</sup> birthday.**

*The previous NFL mark was held by former Cardinals WR Larry Fitzgerald (764).*

*Hopkins - who turned 30 on June 6, 2022 - continued to add to his record. He finished the 2021 season with 789 career receptions.*

### NFL History – Receptions Prior to Turning 30

Rnk	Player (Years)	Rec
1	<b>DeAndre Hopkins (2012-21)</b>	<b>789</b>
2	Larry Fitzgerald (2004-12)	764
3	Antonio Brown (2010-17)	733
4	Keenan Allen (2013-21)	730
5	Brandon Marshall (2006-13)	712

## HOPKINS WITH 39 CAREER 100-YARD GAMES

*Hopkins had a season-high 159 receiving yards against the Vikings in Week 8. It was Hopkins' 39<sup>th</sup> career 100-yard outing.*

*That is the second-highest total in the NFL among active players.*

### Active NFL Leaders Games w/ 100+ Receiving Yards

Rnk	Player (Team)	Gms
1	Julio Jones (TB)	59
2	<b>DeAndre Hopkins (AZ)</b>	<b>39</b>
3t	<b>A.J. Green (AZ)</b>	<b>35</b>
3t	Davante Adams (LV)	35
5	Mike Evans (TB)	32



## HISTORIC START TO HOPKINS' CAREER


Despite missing seven games last season, Hopkins finished the 2021 campaign with 42 receptions for 572 yards and eight TDs. Those totals added to the historic numbers in his first nine NFL seasons.

*Only four players in NFL history had more receptions in their first nine NFL seasons.*

### NFL History – Receptions in 1<sup>st</sup> 9 Seasons

Rnk	Player (Years)	Rec
1	Marvin Harrison (1996-04)	845
2	Antonio Brown (2010-18)	837
3	Torry Holt (1999-07)	805
4	Julio Jones (2011-19)	797
5	<b>DeAndre Hopkins (2013-21)</b>	<b>789</b>

*Hopkins is one of just four players in NFL history with 750+ receptions, 10,500+ yards and 65+ TDs in their first nine seasons.*



### 700+ Receptions; 10,000+ Receiving Yards; 65+ TD Catches (1<sup>st</sup> 9 Seasons)

Rnk	Player (Years)	Rec	Yds	TDs
1	Marvin Harrison (1996-04)	845	11,185	98
2	Antonio Brown (2010-18)	837	11,207	74
3	Torry Holt (1999-07)	805	11,864	71
4	<b>DeAndre Hopkins (2013-21)</b>	<b>789</b>	<b>10,581</b>	<b>68</b>

## HOPKINS - INSIDE THE NUMBERS

### CAREER RECEPTION/RECEIVING YARDAGE SPLITS

Rec	By Opponent (32)	Rec	Yds	By Opponent (32)	Yds
Opponent	Opponent	Opponent	Opponent	Opponent	Opponent
89	Tennessee	1,396	Tennessee	1,396	Tennessee
82	Jacksonville	1,053	Indianapolis	1,053	Indianapolis
77	Indianapolis	951	Jacksonville	951	Jacksonville
41	San Francisco	458	New England	458	New England
34	New England	458	San Francisco	458	San Francisco
32	Kansas City	441	Seattle	441	Seattle
<b>31</b>	<b>LA Rams</b>	419	NY Jets	419	NY Jets
29	Seattle	394	Kansas City	394	Kansas City
25	Baltimore	388	Philadelphia	388	Philadelphia
24	Philadelphia	<b>366</b>	<b>LA Rams</b>	<b>366</b>	<b>LA Rams</b>
23	Denver	342	Buffalo	342	Buffalo
23	New Orleans	338	NY Giants	338	NY Giants
22	Buffalo	303	Baltimore	303	Baltimore
21	Minnesota	287	Dallas	287	Dallas
21	NY Giants	269	Denver	269	Denver
21	NY Jets	259	Minnesota	259	Minnesota
20	Cincinnati	250	New Orleans	250	New Orleans
20	Las Vegas	245	Atlanta	245	Atlanta
17	Carolina	245	Cleveland	245	Cleveland
17	Dallas	213	Washington	213	Washington
17	Washington	212	Cincinnati	212	Cincinnati
16	Atlanta	203	LA Chargers	203	LA Chargers
16	Cleveland	196	Las Vegas	196	Las Vegas
16	LA Chargers	181	Detroit	181	Detroit
15	Miami	173	Pittsburgh	173	Pittsburgh
14	Detroit	162	Miami	162	Miami
13	Tampa Bay	145	Arizona	145	Arizona
10	Arizona	135	Carolina	135	Carolina
10	Pittsburgh	124	Green Bay	124	Green Bay
7	Houston	124	Tampa Bay	124	Tampa Bay
7	Chicago	86	Chicago	86	Chicago
5	Green Bay	53	Houston	53	Houston



### CAREER TOUCHDOWN SPLITS

By Opponent (24)		By Quarterback (11)		By Season	
TDs	Opponent	TDs	Quarterback	TDs	Season
9	Tennessee	25	Deshawn Watson	13	2017
7	Kansas City	<b>16</b>	<b>Kyler Murray</b>	11	2018
6	Indianapolis	7	T.J. Yates	11	2015
6	Jacksonville	6	Ryan Fitzpatrick	8	2021
5	NY Jets	5	Brian Hoyer	7	2019
4	Buffalo	4	Brock Osweiler	6	2020
3	Cleveland	4	Brock Osweiler	6	2014
3	Minnesota	2	Ryan Mallett	4	2016
3	San Francisco	2	Tom Savage	<b>2</b>	<b>2022</b>
3	Seattle	1	Case Keenum	2	2013
3	Washington	1	Matt Schaub		
2	Chicago	1	Brandon Weeden		
2	Denver			<b>60</b>	<b>Sunday</b>
2	Miami			4	Monday
2	New Orleans			4	Thursday
2	Philadelphia			2	Saturday
1	Arizona	18	4-9 yards		
1	Cincinnati	17	30 or more yards		
1	Green Bay	14	20-29 yards		
1	Houston	12	10-19 yards		
<b>1</b>	<b>LA Rams</b>	9	3 or fewer yards		
1	Las Vegas				
1	Pittsburgh				
1	Tampa Bay				

## AN EXPLOSIVE TALENT

Hopkins has 10 career games with 150+ receiving yards, 14 games with 10+ receptions and 12 games with multiple TD catches.

### Hopkins Career Games w/10+ Receptions

Opponent	Rec	Yds
<b>9/13/20 @ San Francisco</b>	<b>14</b>	<b>151</b>
<b>10/30/22 @ Minnesota</b>	<b>12</b>	<b>159</b>
12/30/18 vs. Jacksonville	12	147
10/27/19 vs. Oakland	11	109
12/10/17 vs. San Francisco	11	149
10/8/15 vs. Indianapolis	11	169
<b>10/20/22 vs. New Orleans</b>	<b>10</b>	<b>103</b>
<b>10/25/20 vs. Seattle</b>	<b>10</b>	<b>103</b>
<b>9/27/20 vs. Detroit</b>	<b>10</b>	<b>137</b>
12/15/18 @ NY Jets	10	170
11/4/18 @ Denver	10	105
9/30/18 @ Indianapolis	10	169
10/1/17 vs. Tennessee	10	107
10/18/15 @ Jacksonville	10	148

### Hopkins Career Games w/150+ Receiving Yards

Opponent	Yds	Rec	Avg
11/30/14 vs. Tennessee	238	9	26.4
10/29/17 @ Seattle	224	8	28.0
12/15/18 @ NY Jets	170	10	17.0
<b>12/20/20 vs. Philadelphia</b>	<b>169</b>	<b>9</b>	<b>18.8</b>
10/8/15 vs. Indianapolis	169	11	15.4
9/30/18 @ Indianapolis	169	10	16.9
<b>10/30/22 @ Minnesota</b>	<b>159</b>	<b>12</b>	<b>13.3</b>
10/4/15 @ Atlanta	157	9	17.4
<b>9/13/20 @ San Francisco</b>	<b>151</b>	<b>14</b>	<b>10.8</b>
10/7/18 vs. Dallas	151	9	16.8



## INJURIES STALL A HIGH-SCORING SEASON

Injuries were the only thing stopping Hopkins from scoring in 2021. *The ninth-year pro recorded eight TD receptions in just 10 games played, marking the fourth-best single-season total of his career.*



### Hopkins Career Highs – TD Receptions

Rnk	Year	TDs	Team	Gms
1	2017	13	Houston	15
2t	2018	11	Houston	16
2t	2015	11	Houston	16
<b>4</b>	<b>2021</b>	<b>8</b>	<b>Arizona</b>	<b>10</b>
5	2019	7	Houston	15

*Through Week 14, Hopkins was tied for fourth in the NFL in TD receptions despite having already missed three games. He was the only player in the top-five that had played in fewer than 12 games. Hopkins missed final four regular season games due to a knee injury.*

### 2021 NFL Leaders – Receiving TDs (Through Week 14)

Rnk	Player (Team)	TD	Gms Played
1	Cooper Kupp (LAR)	11	12
2t	Mike Evans (TB)	10	12
2t	Adam Thielen (Min)	10	12
<b>4t</b>	<b>DeAndre Hopkins (AZ)</b>	<b>8</b>	<b>9</b>
4t	Ja'Marr Chase (Cin)	8	12
4t	Tyreek Hill (KC)	8	12
4t	D.K. Metcalf (Sea)	8	12

### CATCHING MORE THAN ONE IN 2021

Hopkins had at least one TD reception in six of 10 games played last season. *He had multiple TD catches in two games, equaling the total from his previous two years (2019-20, 31 games) combined.*

*Hopkins had two TD receptions in Week 1 at Tennessee and also posted a pair of TD catches in Week 6 at Cleveland. Just once in his career (3 in 2015) has Hopkins had more games with multiple TD catches than he had in 10 games played in 2021.*

## THREE GAME-WINNERS SO FAR IN ARIZONA

Hopkins has six career game-winning TD receptions in the 4<sup>th</sup> quarter/OT, including three with Arizona.

He has as many game-winners in his last 20 games played with the Cardinals (3) as he had in 110 games with the Texans.

His "Hail Murray" grab against the Bills in 2020 - which won the 2021 ESPY for "Best Play" - was the only one to come with under a minute remaining on the clock.

### Career Game-Winning TD Catches (4th Qtr/OT)

Opponent	Qtr	Dist	Time Remaining
<b>10/10/21 vs. SF</b>	<b>4</b>	<b>9</b>	<b>5:13</b>
<b>12/20/20 vs. Phi</b>	<b>4</b>	<b>20</b>	<b>7:24</b>
<b>11/15/20 vs. Buf</b>	<b>4</b>	<b>43</b>	<b>0:02</b>
11/21/19 vs. Ind	4	4	12:34
11/16/15 @ Cin	4	22	14:20
9/15/13 vs. Ten	OT	3	10:32



## YOUNGEST EVER TO 10,000 RECEIVING YARDS

In the Cardinals 2020 regular season finale against the Rams, Hopkins surpassed 10,000 receiving yards for his career. *At 28 years, 211 days old he became the youngest player in NFL history to reach the milestone.*

### NFL History - Youngest to Reach 10,000 Receiving Yards

Rnk	Player (Years)	Age
<b>1</b>	<b>DeAndre Hopkins (2013-20)</b>	<b>28 years, 211 days</b>
2	Randy Moss (1998-05)	28 years, 314 days
3	Larry Fitzgerald (2004-12)	29 years, 44 days
4	Calvin Johnson (2007-14)	29 years, 59 days
5	Julio Jones (2011-18)	29 years, 276 days

Hopkins became just the seventh player in NFL history with 10,000+ receiving yards in his first eight seasons.

### Players w/ 10,000+ Receiving Yards in 1st 8 Seasons

Rnk	Player (Years)	Yds
1	Julio Jones (2011-18)	10,731
2	Torry Holt (1999-06)	10,675
3	Calvin Johnson (2007-14)	10,405
4	Jerry Rice (1985-92)+	10,273
5	Randy Moss (1998-05)+	10,147
6	Marvin Harrison (1996-03)+	10,072
<b>7</b>	<b>DeAndre Hopkins (2013-20)</b>	<b>10,009</b>

+Hall of Fame Inductee



## ZACH ERTZ - AT A GLANCE



- Selected by Philadelphia in the 2<sup>nd</sup> round (35<sup>th</sup> overall) of the 2013 NFL Draft and acquired by Arizona in a trade with the Eagles in Week 6 of the 2021 season.
- A three-time Pro Bowl selection (2017-19), has appeared in 143 games (105 starts) during the regular season with 681 receptions for 7,235 yards and 45 TDs. Also has 12 games with 100+ receiving yards.
- In eight career playoff games (6 starts), has 36 receptions for 381 yards and two TDs.
- Caught game-winning TD in Super Bowl LII that gave the Eagles a 38-33 lead with just over two minutes left in regulation.

### NFL LEADER

Among TEs dating back to his first season in 2013, ranks 2<sup>nd</sup> in receptions (681), 2<sup>nd</sup> in receiving yards (7,235), 4<sup>th</sup> in TD receptions (45), and 4<sup>th</sup> in 100-yard receiving games (12).

### NFL HISTORY

His 681 receptions rank 8<sup>th</sup> in NFL history among TEs. His 635 receptions between 2013-21 represent the fourth-highest total in history by a TE in his first nine seasons behind Travis Kelce (704), Jason Witten (696) and Tony Gonzalez (648).

In NFL history, the only TEs to reach 650 receptions in fewer games than Ertz (137) were Travis Kelce (117) and Jason Witten (133).

Set the NFL single-season record for receptions by a TE with 116 catches in 2018, surpassing the mark of Jason Witten (110 in 2012).

Playing his first game with Arizona in Week 7 vs. Houston, caught a 47-yard TD reception. Combined with his five-yard TD catch in Week 6 in his final game with Philly, became the first player in NFL history with a TD reception in back-to-back games in a season for two different teams.

The 2021 season was his sixth with 70+ receptions. Joined Tony Gonzalez (14), Jason Witten (9), Travis Kelce (7) and Antonio Gates (6) as the only TEs in NFL history with at least six seasons of 70+ receptions.

The 2021 season was his seventh with 700+ receiving yards. Joined Tony Gonzalez (14), Jason Witten (12), Antonio Gates (10), Shannon Sharpe (9) and Travis Kelce (8) as the only TEs in NFL history with at least seven seasons of 700+ receiving yards.

## SIGNIFICANT ACHIEVEMENTS IN 2021

Ertz finished the 2021 regular season with 74 receptions for 763 yards and five TDs in 17 games with the Eagles and Cardinals. His 74 receptions ranked fourth among NFL TEs in 2021.

### 2021 NFL Leaders - Receptions (TE)

Rnk	Player (Team)	Rec
1	Mark Andrews (Bal)	107
2	Travis Kelce (KC)	92
3	Dalton Schultz (Dal)	78
4	Zach Ertz (AZ/Phi)	74
5	Mike Gesicki (Mia)	73

### SIX SEASONS WITH 70+ RECEPTIONS

The 2021 season marked Ertz's sixth with 70+ catches. He became just the fifth TE in NFL history to have at least six seasons of 70+ receptions in their career.

### NFL History - Seasons w/ 70+ Receptions by TE

Rnk	Player (Years)	70+
1	Tony Gonzalez (1997-2013)	14
2	Jason Witten (2003-20)	9
3	Travis Kelce (2013-)	7
4t	Zach Ertz (2013-)	6
4t	Antonio Gates (2003-18)	6

Ertz (6) joined Kelce (7), Gonzalez (6) and Witten (6) as the only TEs in NFL history with 70+ catches at least six times in their first nine seasons.

### SEVEN SEASONS WITH 700+ RECEIVING YARDS

The 2021 season marked Ertz's seventh with at least 700 receiving yards. He became just the sixth TE in NFL history to have at least seven seasons of 700+ receiving yards in their career.

### NFL History - Seasons w/ 700+ Receiving Yards by TE (All-Time)

Rnk	Player (Years)	700+
1	Tony Gonzalez (1997-2013)	14
2	Jason Witten (2003-20)	12
3	Antonio Gates (2003-18)	10
4	Shannon Sharpe (1990-2003)	9
5	Travis Kelce (2013-)	8
6	Zach Ertz (2013-)	7



## ERTZ HITTING MILESTONES BY THE GAME

TE Zach Ertz was among the Cardinals top offensive weapons in 11 games with the team last season - after he was acquired in an October trade with the Philadelphia Eagles.

Through nine games in 2022, Ertz has 46 receptions for 394 yards and is tied for the team lead with four TD catches. His 46 receptions rank second among NFL TEs this season.

### NFL Leaders - Receptions (Tight End)

Rnk	Player (Team)	Rec
1	Travis Kelce (KC)	57
2	Zach Ertz (AZ)	46
3	Mark Andrews (Bal)	42
4	Dallas Goedert (Phi)	40
4	Hayden Hurst (Cin)	38
5	Robert Tonyan (GB)	38



The 2022 season has already been one of many milestones for Ertz.

Week 3 vs. the Rams: Became the third-youngest TE in NFL history to reach 650 career receptions.

### NFL History - Youngest TEs to 650 Receptions

Rnk	Player (Years)	Age
1	Jason Witten (2003-11)	29 years, 170 days
2	Tony Gonzalez (1997-06)	30 years, 195 days
3	Zach Ertz (2013-22)	31 years, 319 days
4	Travis Kelce (2013-21)	32 years, 12 days
5	Antonio Gates (2003-13)	33 years, 89 days

Only two TEs in NFL history reached 650 receptions in fewer games.

### NFL History - Fewest Games to 650 Receptions (TE)

Rnk	Player (Years)	Games
1	Travis Kelce (2013-21)	117
2	Jason Witten (2003-11)	133
3	Zach Ertz (2013-22)	137
4	Tony Gonzalez (1997-06)	144
5	Antonio Gates (2003-13)	149

Week 4 at Carolina: Joined Kansas City's Travis Kelce as the only active TEs with 7,000+ career receiving yards.

### Active NFL Leaders - Receiving Yards (Tight End)

Rnk	Player (Team)	Yds
1	Travis Kelce (KC)	9,665
2	Zach Ertz (AZ)	7,235
3	Marcedes Lewis (GB)	5,039
4	George Kittle (SF)	4,808
5	Kyle Rudolph (TB)	4,765

Week 5 vs. Philadelphia: Playing against his former team, passed Hall of Famer Ozzie Newsome (662) for eighth place on the NFL's all-time list for career receptions by a TE.

### NFL History - Receptions by Tight End (Career)

Rnk	Player (Years)	Rec	To Pass
1	Tony Gonzalez (1997-13)	1,325	645
2	Jason Witten (2003-20)	1,228	548
3	Antonio Gates (2003-18)	955	275
4	Shannon Sharpe (1990-03)	815	135
5	Travis Kelce (2013-)	761	81
6	Greg Olsen (2007-20)	742	62
7	Jimmy Graham (2010-21)	713	33
8	Zach Ertz (2013-)	681	-
9	Ozzie Newsome (1978-90)	662	-
10	Rob Gronkowski (2010-21)	621	-

### A CATCH VS. ALL 32 TEAMS

After catching six passes vs. the Eagles in Week 5, Ertz has at least one reception vs. all 32 NFL franchises. He joins LAC's Gerald Everett as the only active TEs to accomplish the feat.

## ERTZ MAKES BIG FIRST IMPRESSION IN AZ

Ertz caught 56 passes for 574 yards and three TDs in 11 games with Arizona last season. His 56 catches tied the franchise single-season record for receptions by a TE (56).


### Franchise Record - Receptions by TE (Season)

Rnk	Player (Year)	Rec	Gms
1t	Zach Ertz (2021)	56	11
1t	Jackie Smith (1967)	56	14
3	Freddie Jones (2003)	55	16
4	Jackie Smith (1968)	49	14
5	Jackie Smith (1964)	47	14

He also became the first Cardinals TE since Freddie Jones in 2003 to have 500+ receiving yards in a season.

### Franchise Record - Receiving Yards by TE (Season)

Rnk	Player (Year)	Yds	Gms
1	Jackie Smith (1967)	1,205	14
2	Jackie Smith (1966)	810	14
3	Jackie Smith (1968)	789	14
4	Jackie Smith (1970)	687	14
5	Jackie Smith (1964)	657	14
6	Jackie Smith (1965)	648	14
7	Doug Marsh (1984)	608	16
8	Jackie Smith (1973)	600	14
9	Zach Ertz (2021)	574	11
10	Jay Novacek (1988)	569	16







## ARIZONA TRADES FOR ANDERSON

On October 17, the Cardinals acquired WR **Robbie Anderson** in a trade with the Carolina Panthers.

### ANDERSON FACT SHEET:

- Is in his seventh NFL season in 2022 and has played in 104 games (85 starts) with Panthers (2020-22), Jets (2016-19) and Cardinals (2022).
- **Has 369 receptions for 4,876 yards and 29 TDs since entering the league in 2016 with the Jets as an undrafted rookie free agent.**
- **Among players who entered the NFL as undrafted free agents, became just the third to begin his career with six consecutive seasons of 40+ receptions and 500+ receiving yards. He joined Wayne Chrebet (1995-2000) and Charley Hennigan (1960-65) as the only players to accomplish the feat.**
- **One of 10 NFL WRs - and the only one on the list who entered the league undrafted - who had at least 50 receptions and 750 receiving yards in each of the last four seasons (2018-21).**

### ADDING (ANOTHER) ONE OF NFL'S TOP DEEP THREATS

With WR **Marquise Brown** out due to a foot injury, Arizona has temporarily lost one of the NFL's top deep threats - while replacing him with another. **Dating back to his rookie season in 2016, Anderson has 11 TD catches of 40+ yards. Only two players have more such TDs during that span.**

### NFL Leaders - TD Receptions of 40+ Yds (2016-22)

Rnk	Player (Team)	TDs
1	Tyreek Hill (Mia)	23
2	Tyler Lockett (Sea)	13
3t	<b>Robbie Anderson (AZ)</b>	11
3t	DeSean Jackson (Bal)	11
3t	Brandin Cooks (Hou)	11



## CARDS LOSE ONE OF NFL'S LEADING RECEIVERS

WR **Marquise Brown** was off to the best start of his career in 2022 before suffering a foot injury at Seattle in Week 6 that forced him to IR.

**In his first six games with the Cardinals, Brown led the team in receptions (43), receiving yards (485) and TD receptions (3).**

**Only two players in franchise history had more receptions through the first six games of a season than Brown had in 2022 (43).**

### Franchise Record

Receptions Thru 1 <sup>st</sup> 6 Games (Season)		
Rnk	Player (Year)	Rec
1t	DeAndre Hopkins (2020)	47
1t	J.T. Smith (1989)	47
3t	<b>Marquise Brown (2022)</b>	43
3t	Larry Fitzgerald (2015)	43
3t	Larry Centers (1996)	43



**At the time of his injury, Brown's 43 receptions ranked fifth in the NFL and his 485 receiving yards ranked seventh.**

### 2022 RECEIVING LEADERS THROUGH WEEK 6 (time of Brown's injury)

Receptions			Receiving Yards		
Rnk	Player (Team)	Rec	Rnk	Player (Team)	Yds
1	Cooper Kupp (LAR)	56	1	Tyreek Hill (Mia)	701
2	Tyreek Hill (Mia)	50	2	Stefon Diggs (Buf)	656
3	Stefon Diggs (Buf)	49	3	Justin Jefferson (Min)	654
4	Justin Jefferson (Min)	46	4	Cooper Kupp (LAR)	607
5	<b>Marquise Brown (AZ)</b>	43	5	Jaylen Waddle (Mia)	533
			6	A.J. Brown (Phi)	503
			7	<b>Marquise Brown (AZ)</b>	503

**In Week 3 vs. the Rams, Brown had a career-high 14 receptions for 140 yards. In addition to setting a career high for the fourth year pro, it also tied for the second-highest single-game total in franchise history.**

### Franchise Record - Receptions (Single-Game)

Rnk	Player	Rec	Opponent
1	Sonny Randle	16	11/4/62 at NYG
2t	<b>Marquise Brown</b>	14	9/25/22 vs. LAR
2t	DeAndre Hopkins	14	9/13/20 at SF
2t	Anquan Boldin	14	9/23/07 at Bal
5t	7 times	13	Last - Larry Fitzgerald, 9/25/17 vs. Dal

## CONNER IN PRO BOWL FORM IN 2021

**Signed to a one-year contract as a free agent, RB James Conner had perhaps the best season of his NFL career en route to his second career Pro Bowl selection in 2021.**

**In his first season with the Cardinals, Conner totaled 1,127 scrimmage yards (752 rushing, 375 receiving) and 18 TDs (15 rushing; 3 receiving).**

### Conner in 2021

- 1,127 scrimmage yards was a team-high
- 752 rushing yards was a team-high
- 18 total TDs were a team & career-high
- 15 rushing TDs were a team & career-high

**Conner's 18 total TDs during the regular season marked the second-highest single-season total in franchise history.**

Franchise Record - Touchdowns (Season)			
Rnk	Player (Year)	TDs	Rush/Rec
1	David Johnson (2016)	20	16/4
2	<b>James Conner (2021)</b>	18	15/3
3	John David Crow (1962)	17	14/3
4t	Sonny Randle (1960)	15	0/15
4t	Mal Kutner (1948)	15	1/14

**His 18 TDs also ranked third in the NFL in 2021.**

### 2021 NFL Leaders - Scrimmage TDs

Rnk	Player (Team)	TDs
1t	RB Jonathan Taylor (Ind)	20
1t	RB Austin Ekeler (LAC)	20
3	<b>RB James Conner (AZ)</b>	18
4t	RB Joe Mixon (Cin)	16
4t	WR Cooper Kupp (LAR)	16

**Conner's 15 rushing TDs in 2021 marked the second-highest single-season total in franchise history.**

### Franchise Record - Rushing TDs (Season)

Rnk	Player (Year)	TDs
1	David Johnson (2016)	16
2	<b>James Conner (2021)</b>	15
3	John David Crow (1962)	14
4	Ernie Nevers (1929)	12
5t	Kyler Murray (2020)	11
5t	MacArthur Lane (1970)	11

**His 15 rushing TDs also tied for second in the NFL in 2021.**

### 2021 NFL Leaders - Rushing TDs

Rnk	Player (Team)	TD
1	Jonathan Taylor (Ind)	18
2t	<b>James Conner (AZ)</b>	15
2t	Damien Harris (NE)	15
4	Joe Mixon (Cin)	13
5	Austin Ekeler (LAC)	12



## AZ ACQUIRED DEEP THREAT IN HOLLYWOOD

On the first day of the 2022 NFL Draft, the Cardinals sent their first-round pick (#23 overall) to the Baltimore Ravens in exchange for WR **Marquise "Hollywood" Brown** and the Ravens '22 third-round pick (#100 overall).

Baltimore's first round pick (25<sup>th</sup> overall) in the 2019 NFL Draft, **Brown has 238 receptions for 2,846 yards and 24 TDs in 52 games (47 starts) in his career. The 25-year old set career highs with 91 receptions for 1,008 yards last season while starting all 16 games in which he played.**

Has also played in three postseason games and totaled 18 receptions for 322 yards.

**Since he entered the league in 2019, only one player in the NFL has more TD receptions of 20+ yards than Brown (13). Only four have more TD catches and 40+ yards than Brown (7).**

### NFL Leaders

TD Catches of 20+ Yds (2019-22)		
Rnk	Player (Team)	TDs
1	Tyreek Hill (Mia)	17
2t	<b>Marquise Brown (AZ)</b>	13
2t	Mike Evans (TB)	13
2t	A.J. Brown (Phi)	13
5	D.K. Metcalf (Sea)	12
6t	Ja'Marr Chase (Cin)	11
6t	Davanate Adams (LV)	11
6t	Darius Slayton (NYG)	11
6t	Stefon Diggs (Buf)	11

### NFL Leaders

TD Catches of 40+ Yds (2019-22)		
Rnk	Player (Team)	TDs
1	Tyreek Hill (Mia)	13
2t	A.J. Brown (Phi)	8
2t	Tyler Lockett (Sea)	8
2t	Ja'Marr Chase (Cin)	8
5t	<b>Marquise Brown (AZ)</b>	7
5t	Marquez V-Scantling (KC)	7
5t	Mike Williams (LAC)	7
5t	Stefon Diggs (Buf)	7
5t	D.K. Metcalf (Sea)	7

### BROWN'S TD CONNECTIONS

• Dating back to his two seasons (2017-18) at Oklahoma, Brown has 41 TD receptions, 40 of which have come from three different Heisman Trophy winning QBs (**Kyler Murray**, Baker Mayfield, Lamar Jackson) and the other coming from QB **Trace McSorley** - his former teammate in Baltimore and current teammate with the Cardinals.

• Of his 17 TD receptions at Oklahoma, 11 came from Murray - including Brown's first TD with the Sooners (87-yarder from Kyler on 9/16/17 vs. Tulane).

• Brown's 11 TD catches from Murray at Oklahoma averaged 51.0 yards. Only one covered fewer than 20 yards and seven covered 50+ yards.



## J.J. WATT - AT A GLANCE

- After spending his first 10 seasons with the Texans - who selected Watt in the first round (11<sup>th</sup> overall) in the 2011 NFL Draft - signed a two-year contract with the Cardinals on 3/2/21 as a free agent.

- A five-time 1<sup>st</sup>-team All-Pro and five-time Pro Bowl selection, was also named the 2017 Walter Payton NFL Man of the Year.

- Has been named NFL Defensive Player of the Year three times (2012, '14-15), tied with Rams DT Aaron Donald and Giants LB Lawrence Taylor for the most in NFL history.

- In 143 career games, has totaled 106.5 sacks, 26 forced fumbles, 16 fumble recoveries, 300 QB hits, 183 tackles for loss, 563 tackles (430 solo), two INTs. Also has 6.0 sacks, 10 tackles for loss, 6 passes defended and an INT in eight playoff contests.

- Has scored seven career TDs (6 regular season, 1 postseason): 3 career receiving TDs, 3 INT return TDs and a fumble return TD.

### NFL LEADER

- His 183 tackles for loss, 300 QB hits, 49 games with multiple tackles for loss and 27 games with 2.0+ sacks lead the NFL since he entered the league in 2011.

- Has 106.5 career sacks. Among active players, only Von Miller (122.5), Cameron Jordan (112.0), Justin Houston (110.5) and Chandler Jones (108.0) have more.

- Led the NFL in sacks with 20.5 in 2012 and 17.5 in 2015 and finished second in the league with 20.5 in 2014 and 16.0 in 2018.

- Has 66 passes defended in his career. Among active NFL defensive linemen, only Kansas City's Carlos Dunlap (71) has more.

- Played 1,016 total snaps in 2020, which led all NFL defensive linemen. Has played 1,000+ snaps in a season six times.



### NFL HISTORY

- Only player in NFL history to have multiple seasons of 20.0 or more sacks (2012, '14) and joins Hall of Famer Reggie White as the only players in NFL history to post three or more seasons with at least 17.5 sacks (2012, '14-15).

- Ranks sixth in NFL history (min. 75 games played) in sacks per game (.745), trailing only brother T.J. Watt (.936), Reggie White (.853), DeMarcus Ware (.778), Von Miller (.775) and Aaron Donald (.763).

- Became just the fourth player in NFL history to record at least 100.0 career sacks in his first 120 games (Reggie White, Bruce Smith, DeMarcus Ware).

- In the 17 years (2006-22) Pro Football Reference has tracked QB hits, owns the NFL's four highest single-season totals: 51 in 2014, 50 in 2015, 46 in 2013 and 43 in 2012.

- His six AFC Defensive Player of the Month awards are tied for the most by any defensive player in NFL history (Bruce Smith) while his seven AFC Defensive Player of the Week awards rank second (Aaron Donald-8) for the most among any active players in the league.

### OFF THE FIELD

- Wife, Kealia, plays for the Chicago Red Stars of the NWSL and his brothers, Derek (FB) and T.J. (LB), play for the Pittsburgh Steelers.

- In response to the devastation in Houston as the result of Hurricane Harvey in 2017, organized what would become the largest crowd-sourced fundraiser in history. Originally set a goal of \$200,000 but within 19 days, more than 200,000 individuals collectively donated \$37 million to the cause. Contributions continued, and the final tally reached \$41.6 million.

## INSIDE WATT'S SACK TOTALS

*In Week 2 at Las Vegas, Watt took down Raiders QB Derek Carr in the first quarter. Carr became the 42<sup>nd</sup> different QB Watt has sacked in his career.*

*In Week 3, Watt took down QB Matthew Stafford for his first career sack against the Rams.*

*In Week 5 vs. Philadelphia, Eagles QB Jalen Hurts became the 43<sup>rd</sup> different QB Watt has sacked in his career.*

*In Week 8 at Minnesota, Vikings QB Kirk Cousins became the 44<sup>th</sup> different QB Watt has sacked in his career.*



### Sacks By Quarterback (44)

Sacks	Quarterback
11.0	Andrew Luck
10.5	Blake Bortles
6.5	Zach Mettenberger
5.0	Jake Locker
4.5	Alex Smith
4.0	Ryan Fitzpatrick
4.0	Eli Manning
<b>4.0</b>	<b>Matthew Stafford</b>
3.5	Blaine Gabbert
3.5	Ryan Tannehill
3.0	Drew Brees
3.0	Matt Hasselbeck
3.0	Philip Rivers
2.5	Peyton Manning
2.5	Mark Sanchez
2.0	Kirk Cousins
2.0	Sam Darnold
2.0	Joe Flacco
2.0	Chad Henne
2.0	Lamar Jackson
2.0	Matt McGloin
2.0	Aaron Rodgers
2.0	Matt Ryan
1.5	Marcus Mariota
1.0	Josh Allen
1.0	Kyle Allen
1.0	Derek Carr
1.0	Andy Dalton
1.0	Robert Griffin III
1.0	Brian Hoyer
1.0	Case Keenum
1.0	Jake Luton
1.0	Baker Mayfield
1.0	Colt McCoy
1.0	Cam Newton
1.0	Dan Orlovsky
1.0	Brock Osweiler
1.0	Carson Palmer
1.0	Christian Ponder
1.0	Dak Prescott
1.0	Ben Roethlisberger
0.5	Jalen Hurts
0.5	Josh Freeman
0.5	Russell Wilson

### Sacks By Opponent

Watt has at least a partial sack against 28 different teams.

### Sacks By Opponent (28)

Sacks	Opponent
18.0	Tennessee
17.0	Jacksonville
13.0	Indianapolis
5.0	NY Jets
4.5	Kansas City
4.0	Baltimore
	NY Giants
3.5	Denver
	Miami
3.0	Detroit
	Las Vegas
	Minnesota
	New Orleans
2.0	Atlanta
	Buffalo
	Carolina
	Cleveland
	Green Bay
	LA Chargers
	Philadelphia
	Washington
1.0	Arizona
	Cincinnati
	Dallas
	<b>L.A. Rams</b>
0.5	Pittsburgh
	Seattle
	Tampa Bay

### Teams w/ no sacks against:

Chicago  
Houston  
New England  
San Francisco

## 106.5 SACKS IN 143 CAREER GAMES

*Watt has 106.5 sacks for his career. Only 10 players in NFL history had more sacks in their first 143 career games.*

### NFL History - Sacks Thru 1st 143 Career Games

Rnk	Player	Sacks	Seasons
Rnk	Player	Sacks	Seasons
1	Reggie White+	142.0	1985-94
2	DeMarcus Ware	118.5	2005-14
3	Jared Allen	118.0	2004-13
4	Bruce Smith+	117.0	1985-95
5	Derrick Thomas+	114.5	1989-98
6	Lawrence Taylor+	113.5	1982-90
7	Von Miller	110.5	2011-21
8	Leslie O'Neal	109.5	1986-96
9t	Chandler Jones	107.5	2012-22
9t	Richard Dent+	107.5	1983-92
<b>11</b>	<b>J.J. Watt</b>	<b>106.5</b>	<b>2011-22</b>

+Hall of Fame Inductee



Watt has 4.5 sacks in eight games played this season and 5.5 sacks in his last 10 games played during the regular season.


With one more sack in 2022, Watt will have his highest sack total (5.5) in a season since 2018 (16.0) when he was named first-team All-Pro.

## A SCORING THREAT ON DEFENSE

One of the NFL's top pass rushers, **Watt** has also proved to be a scoring threat, both on offense and defense. Including postseason, Watt has scored seven TDs in his career (6 regular season, 1 postseason).

He has three career receiving TDs, three INT return TDs and a fumble return TD.

His most recent TD came in Week 12 of 2020 when he picked off a Matthew Stafford pass and returned it 19 yards for a TD in a win vs. Detroit.



### Watt's Career Touchdowns

Type	Dist. (Yds)	Opponent
INT Return	19	11/26/20 @ Detroit (QB Matthew Stafford)
Receiving	1	11/30/14 vs. Tennessee
Receiving	2	11/16/14 @ Cleveland
Fumble Return	45	10/9/14 vs. Indianapolis
INT Return	80	9/28/14 vs. Buffalo (QB E.J. Manuel)
Receiving	1	9/14/14 @ Oakland
INT Return	29	1/7/12 vs. Cincinnati (QB Andy Dalton)*

\*2011 Postseason

## MAKING PLAYS ON THE BALL

Throughout his career, **Watt** has shown a remarkable ability to both force and recover fumbles. Since his rookie season in 2011, he has 26 forced fumbles and 16 fumble recoveries in the regular season.

Watt's 16 fumble recoveries rank second among active players while only three active defenders have more forced fumbles.

### Active NFL Leaders – Fumble Recoveries

Rnk	Player (Team)	FR
1	Lavonte David (TB)	17
2	<b>J.J. Watt (AZ)</b>	<b>16</b>
3	Justin Houston (Bal)	14
4	Fletcher Cox (Phi)	13
5	Calais Campbell (Bal)	12



### Active NFL Leaders – Forced Fumbles

Rnk	Player (Team)	FF
1	Chandler Jones (LV)	33
2	Robert Quinn (Phi)	31
3	Von Miller (Buf)	27
4t	<b>J.J. Watt (AZ)</b>	<b>26</b>
4t	Lavonte David (TB)	26

### KNOCKING IT DOWN AT THE LINE

Watt also has 66 passes defended in his career. Among active NFL defensive linemen, only Kansas City's Carlos Dunlap (71) has more.

### Active NFL Leaders - Passes Defended (D-Linemen)

Rnk	Player (Team)	FF
1	Carlos Dunlap (KC)	71
2	<b>J.J. Watt (AZ)</b>	<b>66</b>
3	Calais Campbell (Bal)	58
4	Cameron Jordan (NO)	56
5	Cameron Heyward (Pit)	43

## A WATT OF ACCOMPLISHMENTS

In his first 11 NFL seasons, **Watt** accumulated 547 tackles, 102.0 sacks, 26 forced fumbles, 16 fumble recoveries, 292 QB hits, 177 tackles for loss, 63 passes defended and two INTs during the regular season.

His list of accomplishments is long. Those accolades include being one of just three players in league history to be named AP NFL Defensive Player of the Year at least three times.

There have been eight players in league history that have earned multiple DPOY Awards. Six are enshrined in the Pro Football Hall of Fame. The other two are Watt and Rams DT Aaron Donald.

### Players w/ Multiple AP NFL DPOY Awards

Player	DPOY	Years
<b>J.J. Watt</b>	<b>3</b>	<b>2012, 2014-15</b>
Aaron Donald	3	2017-18, 2020
Lawrence Taylor+	3	1981-82, 1986
Reggie White+	2	1987, 1998
Ray Lewis+	2	2000, 2003
Joe Greene+	2	1972, 1974
Mike Singletary+	2	1985, 1988
Bruce Smith+	2	1990, 1996

+Hall of Fame Inductee



### WATT'S CAREER SNAPSHOT

NFL Defensive Player of the Year (3x): 2012, 2014, 2015

Walter Payton NFL Man of the Year: 2017

Pro Bowl (5x): 2012, 2013, 2014, 2015, 2018

1<sup>st</sup>-Team All-Pro (5x): 2012, 2013, 2014, 2015, 2018

NFL Sack Leader (2x): 2012 (20.5), 2015 (17.5)

AFC Defensive Player of the Month: 6 times

AFC Defensive Player of the Week: 7 times

## PRESSURE GOES FAR BEYOND SACKS

In addition to his 106.5 career sacks, **Watt** also has 300 QB hits since entering the league in 2011. That is far and away the highest total among active players according to ProFootballReference.com.



### Active NFL Leaders - QB Hits

Rnk	Player (Team)	QBH
1	<b>J.J. Watt (AZ)</b>	<b>300</b>
2	Carlos Dunlap (KC)	260
3	Von Miller (Buf)	242
4	Aaron Donald (LAR)	234
5	Calais Campbell (Bal)	231

In the 17 years (2006-22) the site has tracked QB hits, **Watt** owns the NFL's four highest single-season totals.

### NFL Single-Season Leaders - QB Hits (2006-20)

Rnk	Player	QBH	Season
1	<b>J.J. Watt</b>	<b>51</b>	<b>2014</b>
2	<b>J.J. Watt</b>	<b>50</b>	<b>2015</b>
3	<b>J.J. Watt</b>	<b>46</b>	<b>2013</b>
4	<b>J.J. Watt</b>	<b>43</b>	<b>2012</b>
5t	Aaron Donald	41	2018
5t	T.J. Watt	41	2020

**Watt** has 183 tackles for loss in his career, leading all active NFL defenders.

### Active NFL Leaders - Tackles for Loss

Rnk	Player (Team)	TFL
1	<b>J.J. Watt (AZ)</b>	<b>183</b>
2	Calais Campbell (Bal)	164
3	Von Miller (Buf)	162
4	Aaron Donald (LAR)	158
5	Cameron Jordan (NO)	144

In the last 12 seasons (2011-22), a player has recorded at least 28 tackles for loss in a season five times. **Watt** accounts for three of those five seasons.

### NFL Players w/ 28+ Tackles For Loss in a Season (2011-22)

Rnk	Player (Year)	TFL
1	<b>J.J. Watt (2012)</b>	<b>39</b>
2t	<b>J.J. Watt (2014)</b>	<b>29</b>
2t	<b>J.J. Watt (2015)</b>	<b>29</b>
4t	Chandler Jones (2017)	28
4t	Von Miller (2012)	28

## A CONSTANT SOURCE OF PRESSURE

Both by the season, and by the game, **Watt's** sacks have come in bunches. **He is the only active player in the NFL with at least three seasons of 17.0+ sacks.**

### Active NFL Leaders – Seasons w/ 17+ Sacks


Rnk	Player (Current Team)	17+	Years (Sacks)
1	<b>J.J. Watt (AZ)</b>	<b>3</b>	<b>2012 (20.5), 2014 (20.5), 2015 (17.5)</b>
2t	Chandler Jones (LV)	2	2017 (17.0), 2019 (19.0)
2t	Robert Quinn (Chi)	2	2013 (19.0), 2021 (18.5)
4t	T.J. Watt (Pit)	1	2021 (22.5)
4t	Shaquil Barrett (TB)	1	2019 (19.5)
4t	Aaron Donald (LAR)	1	2018 (20.5)
4t	Justin Houston (Bal)	1	2014 (22.0)
4t	Von Miller (Buf)	1	2012 (18.5)
4t	Aldon Smith (FA)	1	2012 (19.5)

**Watt** has 32 career multi-sack (1.5+) performances, the most among all active NFL defenders.

### Active NFL Leaders – Games w/ Multiple Sacks (1.5+)

Rnk	Player (Current Team)	Games
1	<b>J.J. Watt (AZ)</b>	<b>32</b>
2t	Von Miller (Buf)	28
2t	Justin Houston (Bal)	28
4t	Chandler Jones (LV)	26
4t	Cameron Jordan (NO)	26

**Watt** has had at least 2.0 sacks in a game 27 times in his career. That total also leads all active NFL defenders.



### Active NFL Leaders – Games w/ 2.0+ Sacks

Rnk	Player (Current Team)	Games
1	<b>J.J. Watt (AZ)</b>	<b>27</b>
2t	Cameron Jordan (NO)	23
2t	Justin Houston (Bal)	23
4t	Chandler Jones (LV)	22
4t	Von Miller (Buf)	22

Watt has six career games with 3.0+ sacks. Among active players, only Justin Houston (8) has more games with 3.0+ sacks than Watt (6).

### Active NFL Leaders – Games w/ 3.0+ Sacks

Rnk	Player (Current Team)	Games
1	Justin Houston (Bal)	8
2t	<b>J.J. Watt (AZ)</b>	<b>6</b>
2t	Robert Quinn (Phi)	6
2t	Aaron Donald (LAR)	6
2t	T.J. Watt (Pit)	6

## THE NFL STANDARD AT SAFETY

*"The guy is a human eraser. He makes a ton of tackles, he brings energy, he brings juice, he's physical. He's our leader and our heart and soul on defense." – GM Steve Keim*

**S Budda Baker had another outstanding year in 2021 on his way to his fourth career Pro Bowl selection. The All-Pro totaled 98 tackles, 2.0 sacks, six tackles for loss, a career-high three INTs, three QB hits, seven passes defended and a forced fumble in the regular season.**

### SETTING THE STANDARD AT DEFENSIVE BACK

**Over the last four seasons (2019-22), Baker leads all NFL DBs in total (434) and solo (303) tackles - and leads by a wide margin.**

### NFL Leaders – Total Tackles by a DB (2019-22)

Rnk	Player (Team)	Tackles	Solo	GP
1	<b>S Budda Baker (AZ)</b>	<b>434</b>	<b>303</b>	<b>57</b>
2	S Vonn Bell (Cin)	337	224	54
3t	Jessie Bates III (Cin)	335	239	56
3t	Kevin Byard (Ten)	335	228	57
5	S Jordan Poyer (Buf)	334	232	54

### INTERCEPTIONS COMING AT A QUICKER PACE NOW

**Baker finished the 2021 regular season with a career-high three INTs. Prior to 2021, his career high for INTs in a season was 2 in 2020.**

**After going without an INT in his first 50 career games, Baker has five in his last 37 games played.**

**Of Baker's five career INTs, three have come against division opponents (2 vs. San Francisco and 1 vs. Seattle).**



## THOMPSON'S BIG ASCENT IN 2021

S Jalen Thompson - selected in the fifth round of the 2019 NFL Supplemental Draft out of Washington State - had a Pro Bowl caliber season in 2021. **He established career highs in tackles (120), solo tackles (78), INTs (3), passes defended (7) and tackles for loss (3).**

**He was one of just five players - and three defensive backs - in the NFL with 100+ tackles, 3+ INTs and 5+ passes defended during the regular season.**

### Players w/ 100+ Tackles, 3+ INTs and 5+ PD in 2021

Player (Team)	Tkl	INT	PD
LB Foyesade Oluokun (Atl)	192	3	6
LB Darius Leonard (Ind)	122	4	8
<b>S Jalen Thompson (AZ)</b>	<b>120</b>	<b>3</b>	<b>7</b>
S Xavier Woods (Min)	108	3	10
CB Kenny Moore (Ind)	102	4	13

**Thompson's 120 tackles in 2021 were a team high and also marked the second-highest total in the NFL among defensive backs.**

### 2021 NFL Leaders - Total Tackles (DBs)

Rnk	Player (Team)	Tkl
1	S Minkah Fitzpatrick (Pit)	124
2	<b>S Jalen Thompson (AZ)</b>	<b>120</b>
3	S Derwin James (LAC)	118
4	CB Logan Ryan (NYG)	117
5t	S Johnathan Abram (LV)	114
5t	S Harrison Smith (Min)	114



## ARIZONA'S OWN INTERCEPTION LEADER

CB Byron Murphy Jr. - a native of Scottsdale and a product of Saguaro High School - was one of the Cardinals top defenders in 2021.

**In 16 regular season games, he totaled 64 tackles, 4 INTs (one returned for a TD), 12 passes defended, a forced fumble and a fumble recovery.**

**Murphy's 4 INTs and 12 passes defended both set career-highs. He had one INT and 18 passes defended in his first two NFL seasons combined (31 games).**

**Murphy was one of just 11 players in the NFL with 12+ passes defended and 4+ INTs in 2021.**

### NFL Players with 4+ INTs and 12+ PD (2021)

Player (Team)	PD	INT
J.C. Jackson (NE)	23	8
Trevon Diggs (Dal)	21	11
James Bradberry (NYG)	17	4
Xavien Howard (Mia)	16	5
Jalen Ramsey (LAR)	16	4
Pat Surtain II (Den)	14	4
Kevin Byard (Ten)	13	5
Rasul Douglas (GB)	13	5
Kenny Moore (Ind)	13	4
<b>Byron Murphy Jr. (AZ)</b>	<b>12</b>	<b>4</b>
Justin Simmons (Den)	12	5



## GOLDEN GETS A SACK IN SEATTLE

LB Markus Golden recorded his first sack of the season when he took down Seahawks QB Geno Smith in Week 6 at Seattle.

**Golden now has 45.5 sacks for his career, including 34.0 as a member of the Cardinals. He sits alone in 12<sup>th</sup> place on the franchise all-time sacks list, needing just 4.0 more to break into the top-10.**

### Franchise History – Sacks (Career)

Rnk	Player (Years)	Sacks
1	Chandler Jones (2016-21)	71.5
2	Freddie Joe Nunn (1985-93)	66.5
3	Calais Campbell (2008-16)	56.5
4	Simeon Rice (1996-2000)	51.5
5	Curtis Greer (1982-88)	50.5
6	Ken Harvey (1988-93)	47.5
7	Eric Swann (1991-99)	45.5
8	Darnell Dockett (2004-13)	40.5
9	Bertrand Berry (2004-09)	40.0
10	Al Baker (1983-86)	37.5
11	David Galloway (1982-89)	36.0
12	<b>Markus Golden (2015-18; 20-22)</b>	<b>34.0</b>



## GARDECK'S PRODUCTIVE START IN 2022

LB Dennis Gardeck is another defender making his presence felt this season. The former rookie free agent has collected 12 tackles, a sack, an INT, three QB hits, a tackle for loss, a pass defended and a forced fumble through six games (missed last three games due to injury). In addition to his work on defense, Gardeck also has six tackles on special teams.

**In Week 4 at Carolina, Gardeck recorded his first career INT and also posted his eighth career sack. He is one of just 12 players in the NFL this season to have a sack and INT in the same game.**

### Players w/ Sack and Interception in a Game (2022)

Player (Team)	Opponent	Sack	INT
<b>LB Dennis Gardeck (AZ)</b>	<b>10/2 @ Car</b>	<b>1.0</b>	<b>1</b>
S C.J. Gardner-Johnson (Phi)	10/30 vs. Pit	1.0	1
CB Rasul Douglas (GB)	10/30 @ Buf	1.0	1
LB Roquan Smith (Chi)	10/24 @ NE	1.0	1
LB Baron Browning (Den)	10/17 @ LAC	1.0	1
DL Jonathan Allen (Was)	10/13 @ Chi	1.0	1
S Jalen Pitre (Hou)	9/25 @ Chi	1.0	2
CB Decobie Durant (LAR)	9/18 vs. Atl	1.0	1
DE Jerry Hughes (Hou)	9/11 vs. Ind	2.0	1
DE Travon Walker (Jax)	9/11 @ Was	1.0	1
LB T.J. Watt (Pit)	9/11 @ Cin	1.0	1
DE Boogie Basham (Buf)	9/8 @ LAR	1.0	1

### GARDECK AMONG UNDRAFTED SACK LEADERS

Gardeck recorded his eighth career sack in the Cardinals Week 4 win at Carolina. Among players who entered the NFL undrafted, Gardeck's 8.0 sacks are the second-most in Cardinals history.

### Franchise History – Career Sacks by Undrafted Player

Rnk	Player (Years)	Sacks
1	LB Ronald McKinnon (1996-04)	12.0
2	<b>LB Dennis Gardeck (2018-22)</b>	<b>8.0</b>
3	LB Paris Lenon (2010-12)	7.0
4	DE Fred Wakefield (2001-06)	6.5
5	DE Olsen Pierre (2017-18)	5.5



## EXCITING YOUNG TALENT ON THE OUTSIDE

The Cardinals drafted a pair of LBs in the 3<sup>rd</sup> round of the 2022 NFL Draft, taking San Diego State's **Cameron Thomas** at 87<sup>th</sup> overall and Cincinnati's **Myjai Sanders** at 100<sup>th</sup> overall.

**In the Week 6 contest at Seattle, both rookies recorded their first career sack. Thomas took down Seahawks QB Geno Smith in the first quarter while Sanders posted his sack in the third quarter.**

**AMONG THE BEST IN THE COLLEGE RANKS**  
**Both Thomas (2021) and Sanders (2020) were semifinalists for the Bednarik Award as the best defensive player in college football.**

As a junior in 2021, Thomas was named the Mountain West Defensive Player of the Year after posting 71 tackles, 20.5 tackles for loss, 11.5 sacks and 21 QB hurries. His 20.5 tackles for loss tied the Mountain West single-season record. According to ProFootballFocus.com, in 2021 Thomas ranked 2<sup>nd</sup> among all FBS edge defenders with 77 total QB pressures.

A two-time 1<sup>st</sup>-team American Athletic Conference selection (2020-21), Sanders finished the 2021 season with 62 total pressures, which led the AAC.



## PRATER KICKS PAST 1,600 POINTS

After connecting on all four of his FG attempts in Week 3 vs. the Rams, K Matt Prater became just the 24<sup>th</sup> player in NFL history - and one of just three active players - with at least 1,600 career points.

### Active NFL Leaders – Career Points

Rnk	Player (Team)	Points
1	Robbie Gould (SF)	1,879
2	Mason Crosby (GB)	1,850
3	<b>Matt Prater (AZ)</b>	<b>1,624</b>
4	Nick Folk (NE)	1,466
5	Justin Tucker (Bal)	1,439

During his first season with the Cardinals, Prater accumulated 137 points (30 FG, 47 PAT) in 2021. That tied for the second-highest single-season total in franchise history.

### Franchise Record – Points (Season)

Rnk	Player (Year)	Points (Type)
1	Neil Rackers (2005)	140 (40 FG, 20 PAT)
2t	<b>Matt Prater (2021)</b>	<b>137 (30 FG, 47 PAT)</b>
2t	Chandler Catanzaro (2015)	137 (28 FG, 53 PAT)
4t	Zane Gonzalez (2019)	127 (31 FG, 34 PAT)
4t	Jay Feely (2013)	127 (30 FG, 37 PAT)

The 2021 season marked Prater's 11<sup>th</sup> with 100+ points in his career. It was also his seventh consecutive season (2015-21) scoring 100+ points.



## LEE STILL KICKING (WELL) IN SEASON #19

K Andy Lee is in his sixth season with the Cardinals - and his 19<sup>th</sup> season in the NFL - in 2022. Among all active players, only Tampa Bay QB Tom Brady (23<sup>rd</sup> NFL season in 2022) has played more seasons than Lee.

### Active Players with Most Seasons Played (2022 Included)

Rnk	Player (Team)	Seasons	1 <sup>st</sup> Year
1	QB Tom Brady (TB)	23	2000
2t	<b>P Andy Lee (AZ)</b>	<b>19</b>	<b>2004</b>
2t	OL Jason Peters (Dal)	19	2004
4t	QB Aaron Rodgers (GB)	18	2005
4t	K Robbie Gould (SF)	18	2005

On August 11, Lee turned 40 years old. He joins Brady (45) and Jason Peters (40) as the only active NFL players currently playing in their 40s.

Lee finished in the top-10 in punting average in 15 of his first 18 NFL seasons.

That includes ranking 7<sup>th</sup> (2017), 1<sup>st</sup> (2018), 2<sup>nd</sup> (2019) and 3<sup>rd</sup> (2021) during his five seasons with the Cardinals.

Lee's 46.6-yard career punting average is the ninth-best total in NFL history.

### NFL History – Career Punting Average (Career)

Rnk	Player (Seasons)	Avg.
1	Shane Lechler (2000-17)	47.6
2	Michael Dickson (2018-)*	47.5
3	Cameron Johnston (2018-)*	47.2
4	Tress Way (2014-)*	47.1
5t	Johnny Hekker (2012-)*	46.9
5t	Logan Cooke (2018-)*	46.9
7t	Marquette King (2013-18)	46.7
7t	Brandon Fields (2007-15)	46.7
9	<b>Andy Lee (2004-)*</b>	<b>46.6</b>
10	Thomas Morstead (2009-)*	46.5


\*Active Player

His 465 career punts inside the 20-yard line rank fourth in NFL history.

### NFL History – Punts Inside the 20 (Career)

Rnk	Player (Seasons)	In20
1	Jeff Feagles (1988-2009)	554
2	Dustin Colquitt (2005-21)	483
3	Shane Lechler (2000-17)	469
4	<b>Andy Lee (2004-)*</b>	<b>465</b>
5	Sam Koch (2006-21)	453

\*Active Player



## ONE OF THE BEST EVER FROM LONG DISTANCE

Prater tied his career high and established a Cardinals single-season record with seven made FGs of 50+ yards in 2021.

### Franchise Record – FGs of 50+ Yards (Season)

Rnk	Player (Year)	50+
1	<b>Matt Prater (2021)</b>	<b>7</b>
2	Neil Rackers (2005)	6
3	Neil Rackers (2004)	5
4t	Phil Dawson (2017)	4
4t	Greg Davis (1993)	4

Now in his 17<sup>th</sup> season, Prater is the NFL's all-time leader with 66 career FGs of 50+ yards.

### NFL History – Field Goals Made of 50+ Yards

Rnk	Player	Made	Att.	Pct.
1	<b>Matt Prater</b>	<b>66</b>	<b>89</b>	<b>74.2</b>
2	Sebastian Janikowski	58	105	55.2
3	Justin Tucker	53	73	73.6
3	Jason Hanson	52	93	55.9
5	Adam Vinatieri	45	72	62.5

Prater has made 66-of-89 FG attempts from 50+ yards in his career. His 74.2% success rate is the third-best in NFL history.

### NFL History – Field Goal Percentage From 50+ Yards

Rnk	Player	Pct.	Made	Att.
1	Chris Boswell	81.5	22	27
2	Stephen Gostkowski	74.4	32	43
3	<b>Matt Prater</b>	<b>74.2</b>	<b>66</b>	<b>89</b>
4	Justin Tucker	72.6	53	73
5	Jeff Wilkins	72.2	26	36

### PRATER (REALLY) GOOD FROM 60+

In Week 2 vs. Minnesota last season - in just his second game with the Cardinals - Prater set a franchise record with a 62-yard FG.

### Franchise Record – Longest Field Goal

Rnk	Player	Dist	Opponent
1	<b>Matt Prater</b>	<b>62</b>	<b>9/19/21 vs. Minnesota</b>
2	Jay Feely	61	10/14/12 vs. Buffalo
3	Chandler Catanzaro	60	9/25/16 at Buffalo
4t	Zane Gonzalez	57	9/13/20 at San Francisco
4t	Phil Dawson	57	11/26/17 vs. Jacksonville

There have been just 14 made FGs of at least 62 yards. Prater - who owns the second-longest FG in NFL history (64 yards) - has two of those. He joins Brett Maher (3) as the only kickers in league history with multiple FGs of 62 yards or longer.

### NFL History – Longest Made Field Goal

Rnk	Player (Team)	Dist	Opponent
1	Justin Tucker (Bal)	66	9/26/21 at Detroit
2	<b>Matt Prater (Den)</b>	<b>64</b>	<b>12/8/13 vs. Tennessee</b>
3t	Brett Maher (Dal)	63	10/20/19 vs. Philadelphia
3t	Graham Gano (Car)	63	10/7/18 vs. NY Giants
3t	David Akers (SF)	63	9/9/12 at Green Bay
3t	Sebastian Janikowski (Oak)	63	9/12/11 at Denver
3t	Jason Elam (Den)	63	10/25/98 vs. Jacksonville
3t	Tom Dempsey (NO)	63	11/8/70 vs. Detroit
9t	<b>Matt Prater (AZ)</b>	<b>62</b>	<b>9/19/21 vs. Minnesota</b>
9t	Harrison Butker (KC)	62	10/16/22 vs. Buffalo
9t	Brett Maher (Dal)	62	10/13/19 at N.Y. Jets
9t	Brett Maher (Dal)	62	12/9/18 vs. Philadelphia
9t	Stephen Gostkowski (NE)	62	11/19/17 at Oakland
9t	Matt Bryant (TB)	62	10/22/06 vs. Philadelphia

Prater owns franchise records for the longest FG with Denver (64 yards), Arizona (62 yards) and Detroit (59 yards, twice).

## LEE STILL AMONG THE NFL'S BEST

Lee's success has not diminished with age. He has been one of the NFL's top punters since joining the Cardinals in 2017. During that time (2017-22) Lee's 47.5-yard punting average is tied for the best in the NFL.

### NFL Leaders – Punting Average (2017-22)

Rnk	Player (Team)	Punts	Avg.
1t	<b>Andy Lee (AZ)</b>	<b>388</b>	<b>47.5</b>
1t	Michael Dickson (Sea)	326	47.5
3t	Tress Way (Was)	424	47.4
3t	A.J. Cole (LV)	200	47.4
5	Brett Kern (FA)	311	47.2

Lee's five full seasons in Arizona have resulted in the four highest single-season punting averages in franchise history. His 49.0-yard punting average in 2021 broke his own franchise record set in 2018 - when he led the NFL with a 48.6-yard average.

### Franchise Record – Punting Average (Season)

Rnk	Player (Season)	Avg.
1	<b>Andy Lee (2021)</b>	<b>49.0</b>
2	<b>Andy Lee (2018)</b>	<b>48.6</b>
3	<b>Andy Lee (2019)</b>	<b>47.8</b>
4	<b>Andy Lee (2017)</b>	<b>47.3</b>
5	Ben Graham (2009)	47.0

It also marked the third-best average in the NFL last season.


### NFL Leaders – Punting Avg. (2021)

Rnk	Player (Team)	Gross
1	A.J. Cole (LV)	50.0
2	Jack Fox (Det)	49.2
3	<b>Andy Lee (AZ)</b>	<b>49.0</b>
4t	Bryan Anger (Dal)	48.4
4t	Tress Way (Was)	48.4

A look at where Lee's punting averages have ranked in the NFL during his five full seasons with Arizona:

### Lee NFL Rank for Punting Average (2017-21)

Year	Avg.	NFL Rank
2021	49.0	3 <sup>rd</sup>
2020	44.8	22 <sup>nd</sup>
2019	47.8	2 <sup>nd</sup>
2018	48.6	1 <sup>st</sup>
2017	47.3	7 <sup>th</sup>





# CARDINALS PLAYER NOTES (OFFENSE/SPECIAL TEAMS)

## QUARTERBACKS

**Colt McCoy** – Has thrown for 7,195 yards and 33 TDs while completing 674-of-1,088 passes (61.9%) in 52 games (33 starts) for Cleveland (2010-12), San Francisco (2013), Washington (2014-19), Giants (2020) and Arizona (2021)

**Trace McSorley** – Baltimore’s 2019 sixth-round pick (197th overall) out of Penn State, has appeared in four NFL games.

**Kyler Murray** – Won the 2018 Heisman Trophy, was selected 9th overall in the 2018 MLB Draft and 1st overall in the 2019 NFL Draft. In Week 8 at Minnesota surpassed 100 career TDs (passing and rushing) for his career. Last week vs. Seattle posted his 20th career game with a completion pct. of 70+, extending his franchise record.

## RUNNING BACKS

**Eno Benjamin** – Has appeared in 18 games for Arizona after being selected by the Cardinals in the seventh round (222nd overall) of the 2020 NFL Draft out of ASU. Has served as a RB, kickoff returner and also has kicked off three times this season. In nine games played this season, has 299 rushing yards, 2 rushing TDs and 483 total scrimmage yards.

**James Conner** – Two-time Pro Bowler who signed with Arizona in 2021 after four seasons (2017-20) with Pittsburgh, where he played 50 games (33 starts). Was tied for second in the NFL in rushing TDs (15) and ranked third in total TDs (18) in his first season with the Cardinals.

**Keaontay Ingram** – Cardinals sixth-round pick (201st overall) in the 2022 NFL Draft out of USC. Scored his first career TD (3-yard run) in last week’s win vs. New Orleans.

## TIGHT ENDS

**Stephen Anderson** – Entered the NFL as an undrafted free agent with the Texans and was signed by Arizona this summer after spending the last three seasons with the Chargers.

**Zach Ertz** – Ten-year NFL veteran, three-time Pro Bowler (2017-19) and first-team All-Pro (2018). Became 2nd-youngest TE to surpass 7,000 career receiving yards on October 2. Ranks second among NFL TEs with 46 receptions in 2022.

**Trey McBride** – Cardinals 2nd round pick (55th overall) in the 2022 NFL draft out of Colorado State. Winner of the 2021 John Mackey Award as nation’s top tight end and named the Mountain West 2021-22 Male Athlete of the Year.

## WIDE RECEIVERS

**Robbie Anderson** – Originally an undrafted rookie free agent, has played in 103 games (85 starts) with the Cardinals (2022), Panthers (2020-22), Jets (2016-19). Has 369 receptions for 4,876 yards and 29 TDs in his career.

**Greg Dortch** – Originally signed with the Jets as an undrafted rookie free agent in 2019, posted his second TD catch of the season in last week’s win over the Saints.

**A.J. Green** – Seven-time Pro Bowl selection (2011-17) and two-time 2nd-team All-Pro (2012-13). First WR in history to be named to the Pro Bowl in each of his first seven seasons.

**DeAndre Hopkins** – Five-time Pro Bowler (2015; 2017-20) and four-time All-Pro (2017-20) became the third-youngest player in history to reach 800 career receptions at Minnesota in Week 8.

**Rondale Moore** – Selected by the Cardinals in the second-round (49th overall) of the 2021 NFL Draft out of Purdue. Had his best game of the 2022 season at Minnesota in Week 8, totaling 92 yards and a TD (38-yarder) on seven receptions.

## OFFENSIVE LINE

**Kelvin Beachum** – Selected by Pittsburgh in the seventh round (248th overall) of the 2012 NFL Draft and has started 139 of 144 games played with the Steelers (2012-15), Jaguars (2016), Jets (2017-19) and Cardinals (2020-22).

**Cody Ford** – Made his Cardinals debut in the win over New Orleans in Week 7, seeing action at LG. A college teammate of QB Kyler Murray at Oklahoma, Ford played his first three seasons (2019-21) with Buffalo, playing in 38 games (29 starts).

**Max Garcia** – Has played 99 games (53 starts) with Denver (2015-18) and Arizona (2019-2022). Was claimed off New York Giants practice squad on Sept. 10.

**Sean Harlow** – Atlanta’s fourth round (136th overall) selection of the 2017 NFL Draft and has appeared in 23 games (eight starts) for the Falcons (2019) and Cardinals (2021-2022).

**Will Hernandez** – New York Giants 2018 second round (34th overall) draft choice, started 65 of the 71 games he has appeared in for the Giants and Cardinals. Has started all nine games at RG this season.

**Rodney Hudson** – A 12-year NFL veteran, three-time Pro Bowler (2016-17, '19) and 2019 second-team All-Pro selection was acquired by the Cardinals in a trade with the Las Vegas Raiders in March of 2021.

**D.J. Humphries** – Cardinals first-round pick (24th overall) in the 2015 NFL Draft out of Florida, has started all 83 NFL games played, including all 73 at LT since 2019.

**Josh Jones** – Arizona’s 2020 third-round pick (72nd overall) out of Houston where he started all 45 games he played at LT in four seasons (2016-19) for the Cougars. Has played 37 games (13 starts) for the Cardinals during his first three NFL seasons.

**Billy Price** – Cincinnati’s first-round pick (21st overall) in the 2018 NFL Draft out of Ohio State, started 37 of 62 games played in his career with the Cardinals, Giants and Bengals.

**Lecitus Smith** – Arizona’s second pick in the sixth-round (215th overall) of the 2022 NFL Draft out of Virginia Tech, where he appeared in 45 games at guard and left tackle. Was originally recruited to play tight end.

## SPECIALISTS

**Aaron Brewer** – Entered the league with the Broncos as a rookie free agent and has played 155 regular season and eight playoff games with Denver (2012-15) and Arizona (2016-22).

**Andy Lee** – The four-time All-Pro joined Arizona in 2017 after playing for the 49ers (2004-14), Browns (2015) and Panthers (2016). Ranks third in NFL history in career punting yards (66,754).

**Matt Prater** – Two-time Pro Bowler (2013, '16) and NFL record-holder for FGs of 50+ yards (66). Joined Arizona in 2021 after 14 seasons with the Lions, Broncos and Falcons.



## DEFENSIVE LINE

**Zach Allen** – Cardinals third-round pick (65th overall) in the 2019 NFL Draft out of Boston College. Joins CB Jalen Ramsey and LB Jordan Hicks as the only players in the NFL this season with 2.0+ sacks and 6+ passes defended. His 6 passes defended in 2022 are a career-high.

**Michael Dogbe** – Selected by Arizona with its second pick in the seventh round (249th overall) of the 2019 NFL Draft out of Temple. Has appeared in 36 games (three starts) in his NFL career.

**Leki Fotu** – Cardinals first pick in the fourth round (114th overall) of the 2020 NFL Draft. Has appeared in 37 games (six starts) for the Cardinals during his first three NFL seasons. Family hails from the island of Tonga.

**Trysten Hill** – Cowboys second round pick (58th overall) of the 2019 NFL Draft. Has appeared in 25 games (five starts) in his NFL career.

**Jonathan Ledbetter** – Originally signed with Miami as an undrafted free agent in 2019, has played in eight NFL games with the Dolphins and Cardinals.

**J.J. Watt** – Five-time first-team All-Pro, five-time Pro Bowl selection, three-time NFL Defensive Player of the Year and 2017 Walter Payton NFL Man of the Year. In Week 8 at Minnesota, Watt recorded his first 2.0-sack game since 2018, giving him 106.5 sacks for his career.

## LINEBACKERS

**Zaven Collins** – Selected by the Cardinals in the first round (16th overall) of the 2021 NFL Draft out of Tulsa. Ranks second on the team with 61 tackles in 2022, adding 2.0 sacks, five tackles for loss, a forced fumble, an INT and three passes defended. Posted his first career INT and first career TD last week when he returned a Geno Smith INT for a TD.

**Victor Dimukeje** – Selected by Arizona with their first pick of the sixth round (210th overall) of the 2021 NFL Draft out of Duke. Earned All-ACC honors as a junior and senior and named a semifinalist for the 2020 Lott IMPACT Trophy.

**Dennis Gardeck** – Named a Pro Bowl alternate on special teams in 2019 and selected as a team captain each of the last three seasons (2020-22). Signed by Arizona as a rookie free agent out of Sioux Falls in 2018 and has played 64 games in five seasons.

**Markus Golden** – Arizona's 2015 second-round pick (58th overall) out of Missouri has appeared in 103 games for the Cardinals (2015-18; 2020-22) and Giants (2019-20). Led the Arizona defense with 11.0 total sacks during the 2021 season.

**Kamu Grugier-Hill** – Seven-year NFL veteran who posted a career-best 106 tackles season with the Houston Texans in 2021.

**Jesse Luketa** – Selected by the Cardinals in the seventh round (256th overall) of the 2022 NFL Draft out of Penn State. A native of Ottawa, Ontario, played four seasons (2018-21) at Penn State and appeared in 46 games.

**Ben Niemann** – Undrafted free agent out of Iowa, signed with Kansas City in 2018 and appeared in 71 games with the Chiefs (2018-21) and Cardinals (2022) and was a member of the Super Bowl LIV championship team.

**Myjai Sanders** – Selected by Arizona with its second pick in the third round (100th overall) of the 2022 NFL Draft out of Cincinnati. Recorded his first career sack in Week 6.

**Isaiah Simmons** – Named to the 2020 PFWAA All-Rookie team after being selected eighth by the Cardinals out of Clemson. One of two NFL players with 100+ tackles, 4+ forced fumbles and 7+ passes defended last season. Had a 56-yard INT return TD in Week 7 vs. New Orleans and a sack, forced fumble and fumble recovery at Minnesota in Week 8.

**Cameron Thomas** – Arizona's first pick in the third-round (87th overall) of the 2022 NFL Draft out of San Diego State. Like fellow third-round pick Myjai Sanders, recorded his first career sack when he took down Seahawks QB Geno Smith in Week 6.

**Ezekiel Turner** – Signed with Arizona as an undrafted rookie free agent out of Washington in 2018. Has blocked two punts and has 47 special teams tackles in 55 career games.

**Tanner Vallejo** – Buffalo's 2017 sixth-round (195th overall) pick out of Boise State has played 74 games with Buffalo (2017), Cleveland (2018), Washington (2019) and Arizona (2019-22).

## DEFENSIVE BACKS

**Budda Baker** – Arizona's 2017 second-round pick (36th overall) out of Washington is a four-time Pro Bowler (2017, '19-21), three-time team captain (2020-22) and a 2020 first-team All-Pro honors. Leads the team and is second among NFL DBs with 71 tackles in 2022.

**Chris Banjo** – A former undrafted rookie out of SMU, is in his 10th NFL season in 2022. Has played 124 career games with the Packers (2013-16), Saints (2016-18) and Cardinals (2019-22).

**Antonio Hamilton** – Seven-year NFL veteran has appeared in 76 games (4 starts) with the Raiders (2016-17), Giants (2018-19), Chiefs (2020) and Cardinals (2021-22). Hauled in his first career NFL INT in Week 7.

**Christian Matthew** – Arizona's first pick in the seventh-round (244th overall) of the 2022 NFL Draft out of Valdosta State becoming the sixth player to be drafted in school history.

**Trayvon Mullen Jr.** – Las Vegas' second round (40th overall) selection of the 2019 NFL Draft and has appeared in 41 games (31 starts) since entering the NFL. Was teammates with Isaiah Simmons at Clemson.

**Byron Murphy Jr.** – Scottsdale native and Arizona's 2019 second-round pick (33rd overall) out of Washington. Has recorded 227 tackles, five INTs and 34 passes defended in 55 games (47 starts) during his first four NFL seasons.

**Jalen Thompson** – Selected by Arizona in the fifth-round of the 2019 NFL Supplemental Draft out of Washington State. Signed a three-year contract extension in September 2022.

**Marco Wilson** – Selected by Arizona in the fourth-round (136th overall) of the 2021 NFL Draft out of Florida. Has started 22 of 23 games played so far in his NFL career. Posted his first career INT and first career TD in Week 6 vs. New Orleans when he picked off a tipped pass at the Saints 38-yard line and returned it for the score.

# CARDINALS GAME SUMMARIES



## WEEK 1

**Kansas City Chiefs 44, Arizona Cardinals 21**  
**63,697** ■ **State Farm Stadium** ■ **Sep 11, 2022**



<b>Kansas City Chiefs</b> .....	<b>14</b>	<b>9</b>	<b>14</b>	<b>7</b>	<b>—</b>	<b>44</b>
<b>Arizona Cardinals</b> .....	<b>0</b>	<b>7</b>	<b>0</b>	<b>14</b>	<b>—</b>	<b>21</b>

The Cardinals opened the 2022 regular season against the Kansas City Chiefs at State Farm Stadium. The contest reunited AZ head coach Kliff Kingsbury with KC quarterback Patrick Mahomes, whom he recruited to Texas Tech and coached for three seasons there. On this particular afternoon, it was the pupil who led his team to victory with an impressive passing effort. The 2018 league MVP threw for 360 yards and 5 touchdowns with no INTs in steering the Chiefs to a 44-21 win. Kansas City jumped out early with TDs on their first three drives and never looked back. Playing without several regular starters – including DE JJ Watt, WR DeAndre Hopkins, G Justin Pugh – the Cards battled and late in the first half had opportunities to make it a one score game but could not take advantage of them. The victory gave the Chiefs their eight consecutive season with a week 1 win while the Cardinals fell in the regular season opener for the first time in four seasons under Kingsbury and QB Kyle Murray.

Kansas City received the opening kickoff and proceeded to move 75 yards in 11 plays as Mahomes capped the drive with a 9-yard TD pass to TE Travis Kelce. The next Chiefs drive was equally effective, covering 86 yards in 7 plays. It ended on a Mahomes shovel pass to RB Clyde Edwards-Helaire for a 3-yard score that made it 14-0 late in the opening quarter. The Cards desperately needed a scoring drive and Murray delivered. He completed 4 of 5 pass attempts on the ensuing series, the biggest of which was a 24-yarder to WR Greg Dortch that moved it to the KC35. Shortly thereafter, Kyle scampered 21 yards up the middle to the 2, setting up James Conner's TD run that cut the lead in half at 14-7 two minutes into the second quarter. The next drive saw the Chiefs move 71 yards in 10 plays before facing a 4th-n-2 at the 4; KC went for it and Edwards-Helaire's 4-yard completion from Mahomes made it 20-7 after the PAT failed. With 1:05 to go in the half, the Chiefs continued to lead by 13 and took over at their own 20. On the first play from scrimmage, Mahomes connected with WR Juju Smith-Schuster before LB Dennis Gardeck forced a fumble that CB Byron Murphy recovered at the KC43 with :58 left. AZ soon faced a 4th-n-2 at the 34 but turned it over on downs when Murray's pass attempt was incomplete. The Chiefs quickly moved into position for a 54-yard FG try from Harrison Butker, who returned to action after exiting the game via cart in the first quarter. The kick was good and Kansas City took a 23-7 lead into the halftime locker room.

Kansas City's opening possession of the second half also resulted in a TD, this one a 1-yard pass from Mahomes to TE Jody Fortson. The Chiefs increased their lead to 37-7 late in the third on Mahomes' fifth TD pass of the day, this one a 2-yarder to WR Mecole Hardman. Early in the fourth, Murray's 2-yard TD pass to new Cardinals WR – and Murray's former Oklahoma teammate – Marquise Brown was followed by a successful two-point toss to TE Zach Ertz that made it 37-15. After a TD run by Chiefs RB Isiah Pacheco capped the next KC possession, Ertz's 6-yard TD catch from Murray provided the game's final score with 5:11 remaining.

### SCORING DRIVES

TEAM	QTR	TIME	SCORING PLAY	KC	ARI
Chiefs	1	09:37	T.Kelce 9 yd. pass from P.Mahomes (H.Butker kick) (11-75, 5:23)	7	0
Chiefs	1	03:20	C.Edwards-Helaire 3 yd. pass from P.Mahomes (J.Reid kick) (7-86, 4:23)	14	0
Cardinals	2	13:05	J.Conner 2 yd. run (M.Prater kick) (11-75, 5:15)	14	7
Chiefs	2	07:32	C.Edwards-Helaire 4 yd. pass from P.Mahomes (kick failed, wr) (11-75, 5:33)	20	7
Chiefs	2	00:02	H.Butker 54 yd. Field Goal (6-30, 0:33)	23	7
Chiefs	3	09:55	J.Fortson 1 yd. pass from P.Mahomes (H.Butker kick) (4-75, 2:12)	30	7
Chiefs	3	03:56	M.Hardman 2 yd. pass from P.Mahomes (H.Butker kick) (8-66, 4:53)	37	7
Cardinals	4	12:52	M.Brown 6 yd. pass from K.Murray (K.Murray-Z.Ertz pass) (14-75, 6:04)	37	15
Chiefs	4	07:39	I.Pacheco 3 yd. run (H.Butker kick) (9-66, 5:13)	44	15
Cardinals	4	05:11	Z.Ertz 6 yd. pass from K.Murray (pass failed) (6-48, 2:28)	44	21

### Team Statistics

	Chiefs	Cardinals
First Downs	33	18
3rd-Down Eff. (Made/Att/Pct)	5/8/63%	3/12/25%
4th-Down Eff. (Made/Att/Pct)	1/1/100%	3/4/75%
Total Net Yards	488	282
Total Plays	66	63
Yards Per Play	7.4	4.5
Rushes/Net Yards	27/128	22/103
Net Passing	360	179
Pass Attempts/Completions	39/30	38/24
Had Intercepted	0	0
Sacked/Yards Lost	0/0	3/26
Punts/Average	2/54.0	5/51.0
Penalties/Yards	3/25	5/49
Fumbles/Lost	5/1	3/0
Possession Time	34:42	25:18

### KANSAS CITY CHIEFS

PASSING	ATT	CP	YDS	SK/YD	TD	LG	INT	RTG
Patrick Mahomes	39	30	360	0/0	5	35	0	144.2
<b>TOTAL</b>	<b>39</b>	<b>30</b>	<b>360</b>	<b>0/0</b>	<b>5</b>	<b>35</b>	<b>0</b>	<b>144.2</b>

RUSHING	ATT	YDS	AVG	LG	TD
Isiah Pacheco	12	62	5.2	22	1
Clyde Edwards-Helaire	7	42	6.0	18	0
Jerick McKinnon	4	22	5.5	18	0
Patrick Mahomes	3	5	1.7	4	0
Marquez Valdes-Scantling	1	-3	-3.0	-3	0
<b>TOTAL</b>	<b>27</b>	<b>128</b>	<b>4.7</b>	<b>22</b>	<b>1</b>

RECEIVING	NO	YDS	AVG	LG	TD
Travis Kelce	8	121	15.1	35	1
JuJu Smith-Schuster	6	79	13.2	20	0
Marquez Valdes-Scantling	4	44	11.0	17	0
Clyde Edwards-Helaire	3	32	10.7	25	2
Jerick McKinnon	3	27	9.0	18	0
Mecole Hardman	3	16	5.3	8	1
Sky Moore	1	30	30.0	30	0
Noah Gray	1	10	10.0	10	0
Jody Fortson	1	1	1.0	1t	1
<b>TOTAL</b>	<b>30</b>	<b>360</b>	<b>12.0</b>	<b>35</b>	<b>5</b>

TOP DEFENSE	TOT	SOLO	AST	SCK	YDS	INT
Nick Bolton	10	8	2	0.0	0.0	0
L'Jarius Sneed	8	8	0	1.0	7.0	0
Rashad Fenton	5	4	1	0.0	0.0	0

FIELD GOALS	FGM/FGA	PERCENT	RESULTS
Harrison Butker	1-1	100.0	54G
<b>TOTAL</b>	<b>1-1</b>	<b>100.0</b>	

### ARIZONA CARDINALS

PASSING	ATT	CP	YDS	SK/YD	TD	LG	INT	RTG
Kyle Murray	34	22	193	2/18	2	26	0	99.3
Trace McSorley	4	2	12	1/8	0	10	0	56.2
<b>TOTAL</b>	<b>38</b>	<b>24</b>	<b>205</b>	<b>3/26</b>	<b>2</b>	<b>26</b>	<b>0</b>	<b>94.7</b>

RUSHING	ATT	YDS	AVG	LG	TD
Kyle Murray	5	29	5.8	21	0
Eno Benjamin	4	28	7.0	16	0
James Conner	10	26	2.6	8	1
Trace McSorley	3	20	6.7	14	0
<b>TOTAL</b>	<b>22</b>	<b>103</b>	<b>4.7</b>	<b>21</b>	<b>1</b>

RECEIVING	NO	YDS	AVG	LG	TD
Greg Dortch	7	63	9.0	24	0
James Conner	5	29	5.8	11	0
Marquise Brown	4	43	10.8	26	1
Eno Benjamin	3	33	11.0	22	0
Zach Ertz	2	14	7.0	8	1
A.J. Green	2	13	6.5	8	0
Andy Isabella	1	10	10.0	10	0
<b>TOTAL</b>	<b>24</b>	<b>205</b>	<b>8.5</b>	<b>26</b>	<b>2</b>

TOP DEFENSE	TOT	SOLO	AST	SCK	YDS	INT
Budda Baker	13	7	6	0.0	0.0	0
Jalen Thompson	9	9	0	0.0	0.0	0
Zaven Collins	7	4	3	0.0	0.0	0

FIELD GOALS	FGM/FGA	PERCENT	RESULTS
	No Field Goals		



# CARDINALS GAME SUMMARIES



## WEEK 2

Arizona Cardinals 29, Las Vegas Raiders 23 (OT)  
61,707 Allegiant Stadium Sep 18, 2022



Arizona Cardinals	0	0	7	16	6	—	29
Las Vegas Raiders	7	13	3	0	0	—	23

The Cardinals made their first-ever appearance at Allegiant Field for a week 2 showdown with the Raiders and it was one for the ages. Vegas jumped out to a 20-0 halftime lead and led 23-7 after 3 quarters. But the gritty Cardinals battled back. And QB Kyle Murray engineered one of the greatest and most improbable comebacks in franchise history. Arizona would score the game's final 22 points, send the contest to overtime with a TD and 2-point conversion as regulation expired, and win it in the extra period with the longest OT return of a fumble in NFL history. It was the franchise's biggest comeback since 1999 and 5th largest ever; it was also the greatest comeback ever against the Raiders.

While the game ended in thrilling fashion for Arizona, its beginning was inauspicious. The Raiders took the opening kickoff, moved 75 yards in 15 plays and Derek Carr's 1-yard TD pass to WR Davante Adams made it 7-0. The next Vegas drive reached the AZ12 in 8 plays before Daniel Carlson's 32-yard FG made it 10-0. The Raiders increased it to 17-0 on their next possession when Carr capped a 7-play, 59-yard drive with his 3-yard scoring pass to TE Darren Waller. With just over 2 minutes to go in the first half, the Cards faced a 3rd-n-2 at the LV42 when Murray's pass attempt to Hollywood Brown was intercepted by CB Amik Robertson. The return set Vegas up at its own 27 with 1:51 to go. That was enough time to move into position for a 55-yard Carlson FG as the half expired that made it 20-0 at intermission. In their history, the Cardinals were 0-88-1 in games they trailed by 20+ points at halftime.

The AZ comeback began on its 2nd offensive series of the 3rd quarter. Murray completed 5 of 7 passes for 66 yards and ended the 79-yard drive with a scoring pass to WR Greg Dortch, a 5-yarder that was his first NFL TD catch. A 47-yard pass interference penalty on the ensuing Vegas possession led to a 25-yard Carlson FG that made it 23-7 late in the 3rd quarter. Two minutes into the 4th, the Cards trailed by 16 but were at the LV11 when they went for it on 4th-n-1. It ended there, though, as Murray's pass was just beyond the reach of TE Zach Ertz. However, 3 straight incompletions led to a punt and more importantly took just 9 seconds off the clock. An 18-yard Dortch punt return set AZ up at its own 46 with 12:07 to play. Murray marched the Cards to the LV25 where they faced a 4th-n-4 midway thru the 4th and down 16. They went for it and converted when Brown made a spectacular 1-handed grab at the 1. A play later, RB Darrel Williams punched it in and the Cards went for 2. What happened on that try was unforgettable and vintage Murray; the QB kept the pass play alive for 20 seconds, snaking around in the backfield for almost 85 total yards before finally outracing the defense to the pylon for a successful conversion. After another Vegas punt, the Cards took over at their own 27, down 8 with 4:43 to play. Needing to cover 73 yards and another 2-point conversion to force OT, AZ soon faced a 4th-n-1 at the LV43. A Murray scramble picked it up. With :30 left it was 4th-n-4 at the 6 when a defensive holding foul kept the drive going. It set up a 1st-n-goal at the 3 but after 3 incompletions it was 4th-n-goal from there with time for one more shot. Murray again delivered, scrambling to his left and into the end zone to cap the incredible 18-play drive. AZ still needed a 2-point conversion to send the game to OT and a delay penalty pushed the try back to the 7. It didn't matter. Murray fired a dart to WR AJ Green in the back of the end zone and the game was tied.

AZ won the OT coin toss and advanced to the LV37. They went for it on 4th-n-1 from there but Brown could not hold onto a Murray pass down the left side and the Raiders took over. On the edge of FG range, they faced 2nd-n-10 at the AZ39 when Carr hit WR Hunter Renfrow with a short pass but LB Isaiah Simmons dislodged the ball with a devastating hit. CB Byron Murphy scooped the loose ball and returned it 59 yards down the sideline to clinch the amazing comeback victory.

### SCORING DRIVES

TEAM	QTR	TIME	SCORING PLAY	ARI	LV
Raiders	1	05:22	D.Adams 1 yd. pass from D.Carr (D.Carlson kick) (15-75, 9:38)	0	7
Raiders	2	11:40	D.Carlson 32 yd. Field Goal (9-66, 4:41)	0	10
Raiders	2	07:00	D.Waller 3 yd. pass from D.Carr (D.Carlson kick) (7-59, 2:02)	0	17
Raiders	2	00:00	D.Carlson 55 yd. Field Goal (9-36, 1:51)	0	20
Cardinals	3	06:03	G.Dortch 5 yd. pass from K.Murray (M.Prater kick) (11-79, 5:27)	7	20
Raiders	3	01:38	D.Carlson 25 yd. Field Goal (8-68, 4:25)	7	23
Cardinals	4	08:13	D.Williams 1 yd. run (K.Murray run) (9-54, 3:54)	15	23
Cardinals	4	00:00	K.Murray 3 yd. run (18-73, 4:43)	21	23
Cardinals	OT	03:51	B.Murphy 59 yd. fumble return	29	23

### Team Statistics

	Cardinals	Raiders
First Downs	28	20
3rd-Down Eff. (Made/Att/Pct)	3/13/23%	6/11/55%
4th-Down Eff. (Made/Att/Pct)	3/5/60%	0/0/0%
Total Net Yards	413	324
Total Plays	78	61
Yards Per Play	5.3	5.3
Rushes/Net Yards	28/143	21/80
Net Passing	270	244
Pass Attempts/Completions	49/31	39/25
Had Intercepted	1	0
Sacked/Yards Lost	1/7	1/8
Punts/Average	3/45.3	3/53.7
Penalties/Yards	12/120	10/68
Fumbles/Lost	0/0	2/1
Possession Time	36:22	29:47

### ARIZONA CARDINALS

PASSING	ATT	CP	YDS	SK/YD	TD	LG	INT	RTG
Kyle Murray	49	31	277	1/7	1	29	1	76.7
<b>TOTAL</b>	<b>49</b>	<b>31</b>	<b>277</b>	<b>1/7</b>	<b>1</b>	<b>29</b>	<b>1</b>	<b>76.7</b>

RUSHING	ATT	YDS	AVG	LG	TD
Darrel Williams	8	59	7.4	30	1
Eno Benjamin	8	31	3.9	7	0
Kyle Murray	5	28	5.6	10	1
James Conner	7	25	3.6	6	0
<b>TOTAL</b>	<b>28</b>	<b>143</b>	<b>5.1</b>	<b>30</b>	<b>2</b>

RECEIVING	NO	YDS	AVG	LG	TD
Zach Ertz	8	75	9.4	16	0
Marquise Brown	6	68	11.3	24	0
Greg Dortch	4	55	13.8	29	1
Eno Benjamin	3	20	6.7	9	0
A.J. Green	3	16	5.3	10	0
James Conner	2	26	13.0	21	0
Andre Baccellia	2	12	6.0	11	0
Darrel Williams	2	3	1.5	2	0
Stephen Anderson	1	2	2.0	2	0
<b>TOTAL</b>	<b>31</b>	<b>277</b>	<b>8.9</b>	<b>29</b>	<b>1</b>

TOP DEFENSE	TOT	SOLO	AST	SCK	YDS	INT
Jalen Thompson	10	7	3	0.0	0.0	0
Zaven Collins	8	5	3	0.0	0.0	0
Budda Baker	6	5	1	0.0	0.0	0

### LAS VEGAS RAIDERS

PASSING	ATT	CP	YDS	SK/YD	TD	LG	INT	RTG
Derek Carr	39	25	252	1/8	2	23	0	99.5
<b>TOTAL</b>	<b>39</b>	<b>25</b>	<b>252</b>	<b>1/8</b>	<b>2</b>	<b>23</b>	<b>0</b>	<b>99.5</b>

RUSHING	ATT	YDS	AVG	LG	TD
Josh Jacobs	19	69	3.6	13	0
Derek Carr	1	9	9.0	9	0
Zamir White	1	2	2.0	2	0
<b>TOTAL</b>	<b>21</b>	<b>80</b>	<b>3.8</b>	<b>13</b>	<b>0</b>

RECEIVING	NO	YDS	AVG	LG	TD
Hunter Renfrow	7	59	8.4	20	0
Darren Waller	6	50	8.3	19	1
Mack Hollins	5	66	13.2	23	0
Foster Moreau	3	30	10.0	19	0
Davante Adams	2	12	6.0	11	1
Ameer Abdullah	1	23	23.0	23	0
Josh Jacobs	1	12	12.0	12	0
<b>TOTAL</b>	<b>25</b>	<b>252</b>	<b>10.1</b>	<b>23</b>	<b>2</b>

TOP DEFENSE	TOT	SOLO	AST	SCK	YDS	INT
Divine Deablo	16	6	10	0.0	0.0	0
Jayon Brown	12	8	4	0.0	0.0	0
Nate Hobbs	11	9	2	0.0	0.0	0

FIELD GOALS	FGM/FGA	PERCENT	RESULTS
	No Field Goals		

FIELD GOALS	FGM/FGA	PERCENT	RESULTS
Daniel Carlson	3-3	100.0	32G, 55G, 25G
<b>TOTAL</b>	<b>3-3</b>	<b>100.0</b>	

# CARDINALS GAME SUMMARIES



## WEEK 3

Los Angeles Rams 20, Arizona Cardinals 12  
63,243 ■ State Farm Stadium ■ Sep 25, 2022



Los Angeles Rams .....	10	3	7	0	—	20
Arizona Cardinals .....	0	6	3	3	—	12

In a match-up of 1-1 teams, the defending Super Bowl champion Rams came to State Farm Stadium and jumped out to an early 13-0 lead, thanks to a pair of field goals and a TD. The Cardinals would respond with the game's next three scores. They were lengthy drives of 19, 17 and 16 plays that produced FGs rather than TDs but it still got AZ to within 4 points late in the third quarter. However, LA's second TD of the day made it 20-9 and the Cards would only be able to close to within 8 before running out of time. QB Kyle Murray set career highs in completions (37) and attempts (58) and his favorite target was Marquise Brown. The WR racked up 140 yards on a career-best 14 receptions, a total that tied the 2nd most in franchise history.

The Rams forced a punt on the Cardinals' game opening drive and LA's Michael Hoecht got a hand on it to set the visitors up at the AZ35. Arizona's defense rose to the challenge and limited the Rams to a 22-yard Matt Gay FG that made it 3-0. Following a 3-n-out from the AZ offense, the Rams took over their own 42. Six plays later they had it at the AZ20 when WR Cooper Kupp went in motion, took a handoff from QB Matthew Stafford and raced around the left end for 20 yards and a TD that made it 10-0. Gay's 40-yard FG capped LA's next drive and put the Rams up 13-0 early in the 2nd quarter. With 11:21 left in the half, AZ took over at its own 30 and down 13-0. The Cards would move 65 yards in 19 plays, converting a pair of 4th downs on a much-needed drive. It would reach the 5 but no further and Matt Prater's 23-yard FG made it 13-3 with 1:51 before halftime. After forcing another 3-n-out by the LA offense, the Cards took over at their own 28 with :48 left in the first half. Murray moved them 47 yards, the biggest chunk of which came on a 30-yard completion to WR Greg Dortch on the last play before Prater's 45-yard FG made it 13-6 at intermission.

Arizona opened the 2nd half by forcing a 3-n-out that included a JJ Watt sack of Stafford. The Cards offense then took over at its own 11 and soon faced a 4th-n-1 at the 20; they went for it and RB James Conner converted. The drive would reach the LA31 and Prater's 3rd straight FG – this one from 49 – made it a 4-point game with 5:10 to go in the 3rd quarter. On the ensuing LA possession, the Rams soon faced a 3rd-n-11 from their own 24 when Stafford escaped a sack from LB Zaven Collins and hit Cupp for 11 and the first down. A screen to TE Tyler Higbee picked up 26 yards and Cam Akers' 14-yard TD run ended the drive to put LA up 20-9 with 16 minutes to play. With 11:30 remaining, the Cards had reached the LA26 where they went for it on 4th-n-4 but Murray's pass attempt to Brown was batted away. Up 11 with 7 minutes to go, the Rams advanced to AZ1 and poised to put the game away; however, S Budda Baker forced an Akers fumble that Jalen Thompson recovered to keep it a 2-possession game. Murray would move AZ to the LA13 in 16 plays – the longest of which was 14 yards – and Prater's 31-yard FG with 1:07 pulled the Cards to within 8. They would need an onside kick recovery to keep their hopes alive but the Rams dashed them by successfully corraling the kick.

### SCORING DRIVES

TEAM	QTR	TIME	SCORING PLAY	LAR	ARI
Rams	1	09:45	M.Gay 22 yd. Field Goal (8-31, 3:49)	3	0
Rams	1	04:00	C.Kupp 20 yd. run (M.Gay kick) (7-58, 4:50)	10	0
Rams	2	13:23	M.Gay 40 yd. Field Goal (6-58, 3:08)	13	0
Cardinals	2	01:51	M.Prater 23 yd. Field Goal (19-65, 9:30)	13	3
Cardinals	2	00:02	M.Prater 43 yd. Field Goal (8-47, 0:46)	13	6
Cardinals	3	05:10	M.Prater 49 yd. Field Goal (16-58, 7:47)	13	9
Rams	3	01:00	C.Akers 14 yd. run (M.Gay kick) (8-75, 4:10)	20	9
Cardinals	4	01:07	M.Prater 31 yd. Field Goal (17-84, 5:32)	20	12

### Team Statistics

	Rams	Cardinals
First Downs	15	23
3rd-Down Eff. (Made/Att/Pct)	3/8/38%	6/18/33%
4th-Down Eff. (Made/Att/Pct)	0/0/0%	4/5/80%
Total Net Yards	339	365
Total Plays	46	81
Yards Per Play	7.4	4.5
Rushes/Net Yards	20/100	21/70
Net Passing	239	295
Pass Attempts/Completions	25/18	58/37
Had Intercepted	0	0
Sacked/Yards Lost	1/10	2/19
Punts/Average	3/45.0	4/40.0
Penalties/Yards	6/35	6/50
Fumbles/Lost	1/1	1/0
Possession Time	26:04	33:56

### LOS ANGELES RAMS

PASSING	ATT	CP	YDS	SK/YD	TD	LG	INT	RTG
Matthew Stafford	25	18	249	1/10	0	32	0	103.6
<b>TOTAL</b>	<b>25</b>	<b>18</b>	<b>249</b>	<b>1/10</b>	<b>0</b>	<b>32</b>	<b>0</b>	<b>103.6</b>

RUSHING	ATT	YDS	AVG	LG	TD
Cam Akers	12	61	5.1	14t	1
Cooper Kupp	1	20	20.0	20t	1
Darrell Henderson Jr.	4	17	4.3	7	0
Matthew Stafford	3	2	0.7	4	0
<b>TOTAL</b>	<b>20</b>	<b>100</b>	<b>5.0</b>	<b>20T</b>	<b>2</b>

RECEIVING	NO	YDS	AVG	LG	TD
Ben Skowronek	4	66	16.5	32	0
Tyler Higbee	4	61	15.3	26	0
Cooper Kupp	4	44	11.0	14	0
Brandon Powell	3	27	9.0	16	0
Allen Robinson	2	23	11.5	15	0
Kendall Blanton	1	28	28.0	28	0
<b>TOTAL</b>	<b>18</b>	<b>249</b>	<b>13.8</b>	<b>32</b>	<b>0</b>

TOP DEFENSE	TOT	SOLO	AST	SCK	YDS	INT
Derion Kendrick	9	9	0	0.0	0.0	0
Bobby Wagner	9	6	3	0.0	0.0	0
Jalen Ramsey	8	8	0	0.0	0.0	0

FIELD GOALS	FGM/FGA	PERCENT	RESULTS
Matt Gay	2-2	100.0	22G, 40G
<b>TOTAL</b>	<b>2-2</b>	<b>100.0</b>	

### ARIZONA CARDINALS

PASSING	ATT	CP	YDS	SK/YD	TD	LG	INT	RTG
Kyle Murray	58	37	314	2/19	0	30	0	77.8
<b>TOTAL</b>	<b>58</b>	<b>37</b>	<b>314</b>	<b>2/19</b>	<b>0</b>	<b>30</b>	<b>0</b>	<b>77.8</b>

RUSHING	ATT	YDS	AVG	LG	TD
James Conner	13	39	3.0	10	0
Eno Benjamin	5	16	3.2	9	0
Kyle Murray	2	8	4.0	6	0
Darrel Williams	1	7	7.0	7	0
<b>TOTAL</b>	<b>21</b>	<b>70</b>	<b>3.3</b>	<b>10</b>	<b>0</b>

RECEIVING	NO	YDS	AVG	LG	TD
Marquise Brown	14	140	10.0	20	0
Greg Dortch	9	80	8.9	30	0
Zach Ertz	6	45	7.5	12	0
James Conner	3	18	6.0	7	0
Andre Baccellia	2	13	6.5	10	0
Eno Benjamin	2	7	3.5	6	0
Andy Isabella	1	11	11.0	11	0
<b>TOTAL</b>	<b>37</b>	<b>314</b>	<b>8.5</b>	<b>30</b>	<b>0</b>

TOP DEFENSE	TOT	SOLO	AST	SCK	YDS	INT
Budda Baker	8	5	3	0.0	0.0	0
Jalen Thompson	7	5	2	0.0	0.0	0
Zaven Collins	4	4	0	0.0	0.0	0

FIELD GOALS	FGM/FGA	PERCENT	RESULTS
Matt Prater	4-4	100.0	23G, 43G, 49G, 31G
<b>TOTAL</b>	<b>4-4</b>	<b>100.0</b>	

# CARDINALS GAME SUMMARIES



## WEEK 4

### Arizona Cardinals 26, Carolina Panthers 16

69,810 ■ Bank of America Stadium ■ Oct 2, 2022



Arizona Cardinals	0	3	7	16	—	26
Carolina Panthers	0	10	0	6	—	16

The Cardinals traveled to Carolina for a week 4 match-up of teams desperately trying to even their record at 2-2. Arizona had not won a regular season game there since 2002 and the Panthers had won 6 straight in the series. Through two quarters, it looked like they were on their way to making it 7 and took a 10-3 lead into halftime. But the Cards ran off 23 points in the second half as Kyle Murray threw two TDs and ran for another. The AZ defense, meanwhile, was exceptional throughout; it created three takeaways and generally harassed Panthers QB Baker Mayfield all afternoon while limiting RB Christian McCaffrey to 27 rushing yards on 8 attempts. Leading that effort was DE Zach Allen who had a career-day; he finished with 6 tackles, a sack, three knockdowns, two QB hits and a tackle for loss. All of it added up to a 26-16 win that continued Arizona's success on the road with 10 wins in its last 11 opportunities.

On their first possession of the game, the Panthers were stopped on a 3rd-n-1 Mayfield QB sneak and went for it on 4th-n-inches from their own 39; led by LB Zaven Collins, the Cards D stopped McCaffrey and the offense took over. The Cards reached the Carolina 10 where they faced a 4th-n-1 themselves but WR Rondale Moore was tackled behind the line of scrimmage and the threat was extinguished. The game remained scoreless into the 2nd quarter before the Panthers defense created its first points. On 3rd-n-6 from the AZ31, LB Frankie Luvu intercepted a Murray pass intended for Hollywood Brown and returned it 33 yards for a TD. The next series saw the Cards go for it again on 4th-n-1 - this time from their own 42 - but turned it over on downs when the snap went over Murray's head. That gave it back to the Panthers at the AZ42 with 9:02 to go before halftime but they would soon return it. A fumbled exchange between Mayfield and WR Rashard Higgins was recovered by Arizona LB Ben Niemann at the AZ35. The Cards offense then went 50 yards in 8 plays and pull to within 7-3 on Matt Prater's 33-yard FG with 3:34 left in the 2nd quarter. S Jalen Thompson's INT gave the offense the ball back at the AZ18 with 1:05 to go in the half. After a 3-n-out, Carolina took over at its own 35 with :21 left and advanced to the AZ36 on 4 completions before Eddy Pineiro's 54-yard FG as the half expired made it 10-3.

Carolina got the ball to start the 2nd half but on its 3rd play from scrimmage, Allen's 9-yard sack of Mayfield forced a punt. The Cards would then tie the game with a 9-play, 89-yard TD drive. Key plays were a 22-yard reception by TE Zach Ertz and a 37-yard defensive pass interference penalty drawn by WR Marquise Brown. Ertz ended it with a TD pass from Murray on 3rd-n-goal from the 2. After again forcing a Panther punt, the Cards embarked on another long drive, this one consuming 9:26 and extending into the 4th quarter. Matt Prater capped it with his 39-yard FG that gave AZ its first lead at 13-10. On the next play from scrimmage, DE J.J. Watt deflected a Mayfield pass into the air where LB Dennis Gardeck caught it and returned his first career INT 24 yards to the Carolina 5. A play later, Murray ran it in around the right side for a 4-yard TD that made it 20-10 with 10:26 left in the game. Carolina's ensuing series ended when Allen knocked down another Mayfield pass, this time on 4th-n-1 at the CAR 31. Two plays later on 3rd-n-3 from the 23, Murray hit Brown with an over-the-shoulder throw and the WR artfully tapped his toes just inside the end zone. The connection put AZ up 26-10 with 7:37 to play and the game's only other score came on a Mayfield-to-McCaffrey TD pass of 13 yards.

### SCORING DRIVES

TEAM	QTR	TIME	SCORING PLAY	ARI	CAR
Panthers	2	12:13	F.Luvu 33 yd. interception return (E.Pineiro kick)	0	7
Cardinals	2	03:34	M.Prater 33 yd. Field Goal (8-50, 3:19)	3	7
Panthers	2	00:00	E.Pineiro 54 yd. Field Goal (5-29, 0:21)	3	10
Cardinals	3	07:42	Z.Ertz 2 yd. pass from K.Murray (M.Prater kick) (9-89, 5:08)	10	10
Cardinals	4	11:22	M.Prater 39 yd. Field Goal (15-57, 9:26)	13	10
Cardinals	4	10:26	K.Murray 4 yd. run (M.Prater kick) (2-5, 0:42)	20	10
Cardinals	4	07:37	M.Brown 23 yd. pass from K.Murray (pass failed) (3-31, 1:36)	26	10
Panthers	4	04:47	C.McCaffrey 13 yd. pass from B.Mayfield (pass failed) (9-74, 2:50)	26	16

### Team Statistics

	Cardinals	Panthers
First Downs	20	11
3rd-Down Eff. (Made/Att/Pct)	6/15/40%	2/10/20%
4th-Down Eff. (Made/Att/Pct)	0/2/0%	1/3/33%
Total Net Yards	338	220
Total Plays	70	51
Yards Per Play	4.8	4.3
Rushes/Net Yards	37/132	13/40
Net Passing	206	180
Pass Attempts/Completions	32/23	36/22
Had Intercepted	1	2
Sacked/Yards Lost	1/1	2/17
Punts/Average	3/56.7	4/52.3
Penalties/Yards	7/61	6/76
Fumbles/Lost	2/0	2/1
Possession Time	38:35	21:25

### ARIZONA CARDINALS

PASSING	ATT	CP	YDS	SK/YD	TD	LG	INT	RTG
Kyler Murray	32	23	207	1/1	2	23t	1	96.7
<b>TOTAL</b>	<b>32</b>	<b>23</b>	<b>207</b>	<b>1/1</b>	<b>2</b>	<b>23T</b>	<b>1</b>	<b>96.7</b>

RUSHING	ATT	YDS	AVG	LG	TD
James Conner	15	55	3.7	8	0
Eno Benjamin	5	36	7.2	15	0
Kyler Murray	12	26	2.2	10	1
Darrel Williams	4	19	4.8	13	0
Rondale Moore	1	-4	-4.0	-4	0
<b>TOTAL</b>	<b>37</b>	<b>132</b>	<b>3.6</b>	<b>15</b>	<b>1</b>

RECEIVING	NO	YDS	AVG	LG	TD
Marquise Brown	6	88	14.7	23t	1
Zach Ertz	6	47	7.8	23	1
Trey McBride	3	24	8.0	11	0
James Conner	3	22	7.3	14	0
Rondale Moore	3	11	3.7	7	0
Eno Benjamin	1	9	9.0	9	0
Greg Dortch	1	6	6.0	6	0
<b>TOTAL</b>	<b>23</b>	<b>207</b>	<b>9.0</b>	<b>23T</b>	<b>2</b>

TOP DEFENSE	TOT	SOLO	AST	SCK	YDS	INT
Zaven Collins	8	6	2	0.0	0.0	0
Zach Allen	6	3	3	1.0	9.0	0
Budda Baker	5	2	3	0.0	0.0	0

FIELD GOALS	FGM/FGA	PERCENT	RESULTS
Matt Prater	2-2	100.0	33G, 39G
<b>TOTAL</b>	<b>2-2</b>	<b>100.0</b>	

### CAROLINA PANTHERS

PASSING	ATT	CP	YDS	SK/YD	TD	LG	INT	RTG
Baker Mayfield	36	22	197	2/17	1	34	2	61.9
<b>TOTAL</b>	<b>36</b>	<b>22</b>	<b>197</b>	<b>2/17</b>	<b>1</b>	<b>34</b>	<b>2</b>	<b>61.9</b>

RUSHING	ATT	YDS	AVG	LG	TD
Christian McCaffrey	8	27	3.4	10	0
DJ Moore	1	11	11.0	11	0
D'Onta Foreman	1	2	2.0	2	0
Baker Mayfield	2	0	0.0	0	0
Laviska Shenault Jr.	1	0	0.0	0	0
<b>TOTAL</b>	<b>13</b>	<b>40</b>	<b>3.1</b>	<b>11</b>	<b>0</b>

RECEIVING	NO	YDS	AVG	LG	TD
Christian McCaffrey	9	81	9.0	34	1
DJ Moore	6	50	8.3	16	0
Tommy Tremble	3	34	11.3	16	0
Robbie Anderson	3	26	8.7	13	0
Ian Thomas	1	6	6.0	6	0
<b>TOTAL</b>	<b>22</b>	<b>197</b>	<b>9.0</b>	<b>34</b>	<b>1</b>

TOP DEFENSE	TOT	SOLO	AST	SCK	YDS	INT
Frankie Luvu	11	6	5	0.0	0.0	1
Shaq Thompson	8	3	5	0.0	0.0	0
Brian Burns	7	4	3	1.0	1.0	0

FIELD GOALS	FGM/FGA	PERCENT	RESULTS
Eddy Pineiro	1-1	100.0	54G
<b>TOTAL</b>	<b>1-1</b>	<b>100.0</b>	

# CARDINALS GAME SUMMARIES



## WEEK 5

Philadelphia Eagles 20, Arizona Cardinals 17  
63,919 ■ State Farm Stadium ■ Oct 9, 2022



Philadelphia Eagles	7	7	3	3	—	20
Arizona Cardinals	0	10	0	7	—	17

In week 5, the NFL's only remaining undefeated team came to State Farm Stadium when the 2-2 Cardinals hosted the 4-0 Philadelphia Eagles. The visitors took an early 14-0 but the Cards battled back to tie it at 17 in the 4th. After Philly went up 3 on a go-ahead FG with 1:45 to play, Arizona had a chance to send the game into OT but a 43-yard FG try in the closing seconds was wide right. The Cardinals defense was exceptional holding Philadelphia to a season-low 20 points and just 6 in the second half. Marquise Brown led the Cards with 78 receiving yards on 8 catches with a TD.

The Eagles drew first blood with a TD on their opening offensive possession. Completions of 14 & 10 yards to TE Dallas Goedert were followed by two to WR AJ Brown (15 & 11) that kept the 11-play, 64-yard drive going. QB Jalen Hurts capped it with his 1-yard QB keeper and Philly led 7-0. On the next play from scrimmage, Tyler Murray's pass down the deep middle intended for Brown was intercepted by S CJ Gardner-Johnson, setting the Eagles up at their own 35. However, they would not capitalize as Arizona's defense sent them 3-n-out. Late in the opening quarter, Philly faced a 3rd-n-12 at its own 11 but Hurts found DeVonta Smith for 22 to the 33. A 20-yard connection between those 2 followed and the 16-play, 87-yard drive ultimately concluded with another 1-yard TD sneak. AZ seemed to seize some momentum on the opening play of the next Philly drive when S Jalen Thompson picked a Hurts pass across the middle but replay overturned it. The Cards still sent the Eagles 3-n-out and following the punt took over at their own 43 for their best field position of the day. A 13-yard James Conner run moved it to the 44 and was followed by a 14-yard Brown catch to the PHI32. On 3rd-n-2 from the 25, Murray found Brown in the middle of the field and the speedy WR slipped a tackle before racing into the end zone. AZ forced another Eagles punt and took over at its own 7 with 3:22 to go in the half. Stopped on 3rd down at their own 28, the Cards lined up to punt but ran a fake instead; the snap went to the up-back, RB Darrell Williams, who ran for 7 and picked up the first down. The very lengthy drive (16 plays, 91 yards) took 9:38 off the clock and Matt Amendola's 20-yard FG as the half expired trimmed Philly's lead to 14-10. Amendola was signed during the week as a replacement for the team's regular kicker, Matt Prater (hip).

Philly increased its lead to 17-10 on the opening drive of the 3rd quarter when Cameron Dicker's 42-yard FG capped a 10-play, 51-yard drive. After the teams traded punts, AZ took over at its own 10 in the final minute of the 3rd quarter. Injuries to starting RB James Conner as well as back-ups Darrell Williams and Jonathan Ward, left Eno Benjamin as the Cardinals only available RB. Thanks largely to Murray completing all 6 of his pass attempts on the drive (for 58 yards), AZ reached the PHI11 in 11 plays; from there Benjamin ran it in to tie the game with 9:43 to go in the game. Hurts then led the Eagles into AZ territory and with 4:28 left, they faced 3rd-n-12 at the Cards 36; they picked it up thanks to a 16-yard Hurts-to-Goedert completion. The drive would reach the AZ5 and Dicker's 23-yard FG put Philly up 20-17. After the kickoff, the Cards took over at their own 25 with 1:45 to go and no timeouts. A 15-yard Murray run and 4 completions covered 31 yards, taking the Cards to the PHI34 with :36 left. A Murray burst up the middle appeared to gain 10+ yards on 2nd-n-10 and the Cards stopped the clock with a spike with :22 left. However, officials spotted it as just a 9-yard gain and after the spike it was 4th-n-1 at the 25. AZ sent out the FG unit to tie it but Amendola's 43-yard attempt sailed right.

### SCORING DRIVES

TEAM	QTR	TIME	SCORING PLAY	PHI	ARI
Eagles	1	08:02	J.Hurts 1 yd. run (C.Dicker kick) (11-64, 4:13)	7	0
Eagles	2	10:11	J.Hurts 1 yd. run (C.Dicker kick) (16-87, 7:20)	14	0
Cardinals	2	05:24	M.Brown 25 yd. pass from K.Murray (M.Ammendola kick) (6-57, 2:16)	14	7
Cardinals	2	00:00	M.Ammendola 20 yd. Field Goal (16-91, 3:22)	14	10
Eagles	3	09:57	C.Dicker 42 yd. Field Goal (10-51, 5:03)	17	10
Cardinals	4	09:43	E.Benjamin 11 yd. run (M.Ammendola kick) (12-90, 5:37)	17	17
Eagles	4	01:45	C.Dicker 23 yd. Field Goal (17-70, 7:58)	20	17

### Team Statistics

	Eagles	Cardinals
First Downs	24	23
3rd-Down Eff. (Made/Att/Pct)	6/13/46%	8/14/57%
4th-Down Eff. (Made/Att/Pct)	1/1/100%	1/1/100%
Total Net Yards	357	363
Total Plays	71	69
Yards Per Play	5.0	5.3
Rushes/Net Yards	33/139	26/124
Net Passing	218	239
Pass Attempts/Completions	36/26	42/28
Had Intercepted	0	1
Sacked/Yards Lost	2/21	1/11
Punts/Average	4/47.0	4/49.0
Penalties/Yards	3/30	2/15
Fumbles/Lost	1/0	0/0
Possession Time	34:39	25:21

### PHILADELPHIA EAGLES

PASSING	ATT	CP	YDS	SK/YD	TD	LG	INT	RTG
Jalen Hurts	36	26	239	2/21	0	31	0	89.9
<b>TOTAL</b>	<b>36</b>	<b>26</b>	<b>239</b>	<b>2/21</b>	<b>0</b>	<b>31</b>	<b>0</b>	<b>89.9</b>
RUSHING	ATT	YDS	AVG	LG	TD			
Jalen Hurts	15	61	4.1	17	2			
Miles Sanders	15	58	3.9	12	0			
Kenneth Gainwell	3	20	6.7	11	0			
<b>TOTAL</b>	<b>33</b>	<b>139</b>	<b>4.2</b>	<b>17</b>	<b>2</b>			
RECEIVING	NO	YDS	AVG	LG	TD			
DeVonta Smith	10	87	8.7	22	0			
Dallas Goedert	8	95	11.9	31	0			
A.J. Brown	3	32	10.7	15	0			
Quez Watkins	3	19	6.3	7	0			
Miles Sanders	2	6	3.0	8	0			
<b>TOTAL</b>	<b>26</b>	<b>239</b>	<b>9.2</b>	<b>31</b>	<b>0</b>			
TOP DEFENSE	TOT	SOLO	AST	SCK	YDS	INT		
Chauncey Gardner-Johnson	10	10	0	0.0	0.0	1		
Darius Slay	9	7	2	0.0	0.0	0		
T.J. Edwards	8	5	3	0.0	0.0	0		
FIELD GOALS	FGM/FGA	PERCENT	RESULTS					
Cameron Dicker	2-2	100.0	42G, 23G					
<b>TOTAL</b>	<b>2-2</b>	<b>100.0</b>						

### ARIZONA CARDINALS

PASSING	ATT	CP	YDS	SK/YD	TD	LG	INT	RTG
Kyler Murray	42	28	250	1/11	1	28	1	80.5
<b>TOTAL</b>	<b>42</b>	<b>28</b>	<b>250</b>	<b>1/11</b>	<b>1</b>	<b>28</b>	<b>1</b>	<b>80.5</b>
RUSHING	ATT	YDS	AVG	LG	TD			
James Conner	9	55	6.1	17	0			
Kyler Murray	4	42	10.5	15	0			
Eno Benjamin	8	25	3.1	11t	1			
Darrel Williams	3	9	3.0	7	0			
Rondale Moore	2	-7	-3.5	-2	0			
<b>TOTAL</b>	<b>26</b>	<b>124</b>	<b>4.8</b>	<b>17</b>	<b>1</b>			
RECEIVING	NO	YDS	AVG	LG	TD			
Marquise Brown	8	78	9.8	25t	1			
Rondale Moore	7	68	9.7	28	0			
Zach Ertz	6	48	8.0	11	0			
Eno Benjamin	3	28	9.3	16	0			
A.J. Green	3	20	6.7	9	0			
James Conner	1	8	8.0	8	0			
<b>TOTAL</b>	<b>28</b>	<b>250</b>	<b>8.9</b>	<b>28</b>	<b>1</b>			
TOP DEFENSE	TOT	SOLO	AST	SCK	YDS	INT		
Isaiah Simmons	13	8	5	0.0	0.0	0		
Byron Murphy Jr.	9	7	2	0.5	5.0	0		
Marco Wilson	8	7	1	0.0	0.0	0		
FIELD GOALS	FGM/FGA	PERCENT	RESULTS					
Matt Amendola	1-2	50.0	20G, 43WR					
<b>TOTAL</b>	<b>1-2</b>	<b>50.0</b>						

# CARDINALS GAME SUMMARIES



## WEEK 6

Arizona Cardinals 9, Seattle Seahawks 19  
68,867 ■ Lumen Field ■ Oct 16, 2022



Arizona Cardinals	3	0	6	0	—	9
Seattle Seahawks	3	6	3	7	—	19

On a warm, sunny week 6 afternoon in Seattle, the Cardinals faced the Seahawks in a match-up of 2-3 teams that were playing for a share of the division lead. Each team would produce just one touchdown but Seattle complemented theirs with 4 Jason Myers FGs while the Cardinals turned it over on downs 3 times when going for it on 4th-n-short situations inside the SEA 30. After losing 3 RBs to injury the week before, the Cardinals offense started the game without C Rodney Hudson and soon lost G Justin Pugh to injury. Arizona's defense was again exceptional, limiting Seattle to 19 points and just one touchdown. But that one TD and the 4 FGs were enough for Seattle to secure a 19-9 win on this day to secure the win.

Arizona opened the game by taking the opening kickoff and marching deep into Seattle territory thanks to a pair of big gains on 3rd down. The first came when Kyle Murray converted a 3rd-n-4 from the AZ25 with his 42-yard run to the SEA33. Then on 3rd-6 from the SEA26, a 23-yard catch-and-run by WR Rondale Moore took it to the 3. That set-up Matt Amendola's 23-yard FG that gave Arizona a 3-0 lead and its first opening quarter points of the season. Seattle responded with a FG drive of its own and Jason Myers' 39-yard kick tied the game with 6:41 left in the first quarter; 47 of the drive's 54 yards came on consecutive Kenneth Walker runs of 17 and 34 yards. On the first play of the 2nd quarter, the Cards went for it on 4th-n-4 from the SEA20 but turned it over on downs when Murray's pass was incomplete. Midway thru the 2nd quarter, Seattle marched to the AZ7 and faced a 3rd-n-2. DT Rashard Lawrence tackled Walker in the backfield for a 2-yard loss and Myers' 27-yard FG put the Seahawks up 6-3. With 0:55 left in the first half, Seattle took over at its own 32 with one timeout. A 22-yard Marquise Goodwin reception on the drive's first play was followed by Smith's 24-yard scramble to the AZ22. The Seahawks would reach the 15 but no further and Myers' 3rd FG of the game – this one a 34-yarder – made it 9-3 at intermission.

After forcing a Seattle 3-n-out to open the 3rd quarter, Arizona again advanced deep into Seahawks territory. The biggest plays were a 14-yard Moore reception and a 15-yard Murray run. The Cards faced 4th-n-2 at the 27 and again went for it but under pressure, Murray was forced into an incompleteness. Seattle took over from there and received the benefit of a roughing the passer call as well as a defensive holding flag that wiped out a 3rd down stop. Myers' 4th FG of the day (32 yards) would end the drive and put the Seahawks up 12-3 with 4:11 left in the 3rd quarter. On the first play of the next drive, Murray hit Zach Ertz for a 21-yard gain to the SEA43. On 3rd-n-6 from the SEA39, Murray scrambled for the first down but fumbled at the end of the run and Seattle recovered at its own 19. AZ's defense sent the Seahawks 3-n-out, including a sack by rookie LB Myjai Sanders that backed it up to the 10 and forced a Seattle punt from its own end zone. On a frenetic play, LB Ezekiel Turner hit punter Michael Dickson forcing a fumble that S Chris Banjo recovered for a TD. After the PAT kick failed, the Cards trailed 12-9 in the final minute of the 3rd quarter. The Seahawks responded by moving 75 yards in 7 plays and capped it with their first and only TD of the day, an 11-yard Walker run around the left end. Trailing by 10 early in the 4th, the Cards would again advance deep into Seattle territory and again went for it on a 4th-n-short; this time it was 4th-n-2 at the 23 and SEA ended the threat with a sack. The AZ defense would force 3-n-outs on the next two Seattle possessions but the offense could not take advantage and the game ended in a 19-9 Seahawks win.

### SCORING DRIVES

TEAM	QTR	TIME	SCORING PLAY	ARI	SEA
Cardinals	1	10:20	M.Amendola 23 yd. Field Goal (10-76, 4:40)	3	0
Seahawks	1	06:41	J.Myers 39 yd. Field Goal (8-54, 3:39)	3	3
Seahawks	2	06:05	J.Myers 27 yd. Field Goal (10-51, 4:44)	3	6
Seahawks	2	00:00	J.Myers 34 yd. Field Goal (7-53, 0:55)	3	9
Seahawks	3	04:11	J.Myers 32 yd. Field Goal (9-58, 5:00)	3	12
Cardinals	3	00:54	C.Banjo fumble recovery in end zone (kick failed, wl)	9	12
Seahawks	4	13:24	K.Walker 11 yd. run (J.Myers kick) (7-75, 2:30)	9	19

### Team Statistics

	Cardinals	Seahawks
First Downs	15	19
3rd-Down Eff. (Made/Att/Pct)	4/16/25%	4/14/29%
4th-Down Eff. (Made/Att/Pct)	1/5/20%	0/1/0%
Total Net Yards	315	296
Total Plays	71	66
Yards Per Play	4.4	4.5
Rushes/Net Yards	28/144	30/136
Net Passing	171	160
Pass Attempts/Completions	37/23	31/20
Had Intercepted	1	0
Sacked/Yards Lost	6/51	5/37
Punts/Average	4/40.5	6/48.8
Penalties/Yards	6/53	6/44
Fumbles/Lost	3/1	2/1
Possession Time	30:44	29:16

### ARIZONA CARDINALS

PASSING								
	ATT	CP	YDS	SK/YD	TD	LG	INT	RTG
Kyler Murray	37	23	222	6/51	0	32	1	67.6
<b>TOTAL</b>	<b>37</b>	<b>23</b>	<b>222</b>	<b>6/51</b>	<b>0</b>	<b>32</b>	<b>1</b>	<b>67.6</b>
RUSHING								
	ATT	YDS	AVG	LG	TD			
Kyler Murray	10	100	10.0	42	0			
Eno Benjamin	15	37	2.5	6	0			
Keaontay Ingram	3	7	2.3	7	0			
<b>TOTAL</b>	<b>28</b>	<b>144</b>	<b>5.1</b>	<b>42</b>	<b>0</b>			
RECEIVING								
	NO	YDS	AVG	LG	TD			
Zach Ertz	7	70	10.0	32	0			
Rondale Moore	6	49	8.2	26	0			
Marquise Brown	5	68	13.6	26	0			
Eno Benjamin	3	28	9.3	12	0			
A.J. Green	2	7	3.5	5	0			
<b>TOTAL</b>	<b>23</b>	<b>222</b>	<b>9.7</b>	<b>32</b>	<b>0</b>			
TOP DEFENSE								
	TOT	SOLO	AST	SCK	YDS	INT		
Zaven Collins	8	4	4	2.0	18.0	0		
Markus Golden	8	4	4	1.0	6.0	0		
Jalen Thompson	7	5	2	0.0	0.0	0		
FIELD GOALS								
	FGM/FGA	PERCENT	RESULTS					
Matt Amendola	1-1	100.0	23G					
<b>TOTAL</b>	<b>1-1</b>	<b>100.0</b>						

### SEATTLE SEAHAWKS

PASSING								
	ATT	CP	YDS	SK/YD	TD	LG	INT	RTG
Geno Smith	31	20	197	5/37	0	22	0	82.3
<b>TOTAL</b>	<b>31</b>	<b>20</b>	<b>197</b>	<b>5/37</b>	<b>0</b>	<b>22</b>	<b>0</b>	<b>82.3</b>
RUSHING								
	ATT	YDS	AVG	LG	TD			
Kenneth Walker III	21	97	4.6	34	1			
Geno Smith	6	48	8.0	24	0			
DeeJay Dallas	2	1	0.5	2	0			
Michael Dickson	1	-10	-10.0	-10	0			
<b>TOTAL</b>	<b>30</b>	<b>136</b>	<b>4.5</b>	<b>34</b>	<b>1</b>			
RECEIVING								
	NO	YDS	AVG	LG	TD			
Noah Fant	6	45	7.5	15	0			
Dee Eskridge	3	39	13.0	16	0			
DK Metcalf	2	34	17.0	17	0			
Marquise Goodwin	2	26	13.0	22	0			
Tyler Lockett	2	17	8.5	10	0			
Kenneth Walker III	2	13	6.5	7	0			
Colby Parkinson	2	11	5.5	7	0			
Will Dissly	1	12	12.0	12	0			
<b>TOTAL</b>	<b>20</b>	<b>197</b>	<b>9.9</b>	<b>22</b>	<b>0</b>			
TOP DEFENSE								
	TOT	SOLO	AST	SCK	YDS	INT		
Jordyn Brooks	11	6	5	0.0	0.0	0		
Coby Bryant	8	5	3	0.0	0.0	0		
Ryan Neal	7	6	1	1.0	6.0	0		
FIELD GOALS								
	FGM/FGA	PERCENT	RESULTS					
Jason Myers	4-4	100.0	39G, 27G, 34G, 32G					
<b>TOTAL</b>	<b>4-4</b>	<b>100.0</b>						

# CARDINALS GAME SUMMARIES



## WEEK 7

**New Orleans Saints 34, Arizona Cardinals 42**  
**63,290** ■ **State Farm Stadium** ■ **Oct 20, 2022**



New Orleans Saints	7	7	3	17	—	34
Arizona Cardinals	3	25	7	7	—	42

In a Thursday night match-up vs. New Orleans, the Cardinals improved to 3-4 on the season with a 42-34 victory. They trailed 14-6 with 2:30 to play in the 2nd quarter but exploded for 22 points before halftime in a frenetic, game-changing sequence. Two of the three scores came 62 seconds apart on INT return TDs off Andy Dalton, first by CB Marco Wilson and then by LB Isaiah Simmons. Overall the Cards enjoyed a 3-0 advantage in turnovers. The team was also bolstered tremendously by the return of WR DeAndre Hopkins who had 10 receptions for 103 yards in his first action after missing the first 6 games due to suspension. RB Eno Benjamin had the best game of his career, rushing 12 times for 92 yards with a TD as well as a 2-point conversion. QB Kyle Murray was 20-10 passing for 204 yards and ran for 30 yards on 7 carries while playing turnover-free football.

The high-scoring game's point production began early. On the 4th play from scrimmage, Dalton connected down the deep middle with WR Rashid Shaheed for a 53-yard TD. On the ensuing AZ drive, a 31-yard completion to WR Rondale Moore moved it to the NO37. That set-up a 50-yard FG by Rodrigo Blankenship in his first attempt while filling in for the injured Matt Prater. Leading 7-3, the Saints advanced to the AZ10 on their next drive but on 3rd-n-8 from there, Dalton's pass was picked off in the end zone by CB Antonio Hamilton. A 17-yard Murray run was followed by a 45-yarder from Benjamin, setting up Blankenship's 28-yard FG that made it 7-6 early in the 2nd quarter. The Saints responded with a drive that ended on a 3-yard Dalton TD pass to Taysom Hill; it was set-up by a 64-yard catch-n-run from WR Kevin White. Thanks to 6-for-6 passing by Murray, the Cards would move deep into Saints territory on their next drive and went for it on 4th-n-1 at the 4. Murray ran for 2 to the 2 and a play later, rookie RB Keontay Ingram punched it in; that score and Benjamin's run on the 2-point try tied the game at 14 with 2:28 left in the half. On the 2nd play of the ensuing series, Dalton's pass across the middle deflected off the hands WR Marquez Callaway and into the arms of Wilson who raced 38 yards before a leaping dive into the end zone. Now trailing 20-14, the Saints faced a 3rd-n-10 at their own 47. Dalton was pressured by rookie LB Cameron Thomas and his pass down the middle of the field was snared with one hand by Simmons. He returned it 56 yards down the right sideline to complete the pick 6 and the Cards led 28-14 at intermission.

The Saints cut the lead to 28-17 with Will Lutz's FG (25) on their opening possession of the 2nd half. Later in the quarter, the Cards moved 85 yards in 12 plays and took 6:31 off the clock; Murray was 7-8 for 85 yards on the drive and ended it with his 5-yard TD pass to WR Greg Dortch. After Juwan Johnson's 17-yard TD catch from Dalton made it 35-24 with 11:14 to go, the Cards produced another TD drive. The key play was a 15-yard run from Benjamin on 3rd-n-8 from the NO20 and set-up his own 5-yard TD run that made it 42-24 with 6:22 remaining. The Saints would add a late TD and FG but AZ recovered two on-side attempts to seal the win.

### SCORING DRIVES

TEAM	QTR	TIME	SCORING PLAY	NO	ARI
Saints	1	12:53	R.Shaheed 53 yd. pass from A.Dalton (W.Lutz kick) (4-75, 2:07)	7	0
Cardinals	1	10:54	R.Blankenship 50 yd. Field Goal (6-43, 1:59)	7	3
Cardinals	2	13:15	R.Blankenship 28 yd. Field Goal (9-70, 3:51)	7	6
Saints	2	10:29	T.Hill 3 yd. pass from A.Dalton (W.Lutz kick) (5-75, 2:46)	14	6
Cardinals	2	02:28	K.Ingram 2 yd. run (E.Benjamin run) (13-75, 8:01)	14	12
Cardinals	2	01:50	M.Wilson 38 yd. interception return (kick failed, wl)	14	20
Cardinals	2	00:46	I.Simmons 56 yd. interception return (K.Murray-Z.Ertz pass)	14	28
Saints	3	09:44	W.Lutz 25 yd. Field Goal (9-54, 4:16)	17	28
Cardinals	3	00:29	G.Dortch 5 yd. pass from K.Murray (R.Blankenship kick) (12-85, 6:31)	17	35
Saints	4	11:14	J.Johnson 17 yd. pass from A.Dalton (W.Lutz kick) (5-46, 1:40)	24	35
Cardinals	4	06:22	E.Benjamin 5 yd. run (R.Blankenship kick) (8-64, 4:52)	24	42
Saints	4	03:07	J.Johnson 1 yd. pass from A.Dalton (W.Lutz kick) (11-75, 3:15)	31	42
Saints	4	00:43	W.Lutz 45 yd. Field Goal (10-53, 1:57)	34	42

### Team Statistics

	Saints	Cardinals
First Downs	25	21
3rd-Down Eff. (Made/Att/Pct)	6/13/46%	3/10/30%
4th-Down Eff. (Made/Att/Pct)	1/1/100%	1/1/100%
Total Net Yards	494	326
Total Plays	71	60
Yards Per Play	7.0	5.4
Rushes/Net Yards	22/85	29/137
Net Passing	409	189
Pass Attempts/Completions	49/32	29/20
Had Intercepted	3	0
Sacked/Yards Lost	0/0	2/15
Punts/Average	2/47.0	4/44.3
Penalties/Yards	8/49	4/20
Fumbles/Lost	0/0	2/0
Possession Time	29:02	30:58

### NEW ORLEANS SAINTS

PASSING	ATT	CP	YDS	SK/YD	TD	LG	INT	RTG
Andy Dalton	47	30	361	0/0	4	64	3	89.1
Taysom Hill	2	2	48	0/0	0	41	0	118.8
<b>TOTAL</b>	<b>49</b>	<b>32</b>	<b>409</b>	<b>0/0</b>	<b>4</b>	<b>64</b>	<b>3</b>	<b>93.0</b>

RUSHING	ATT	YDS	AVG	LG	TD
Alvin Kamara	11	49	4.5	17	0
Andy Dalton	4	21	5.3	14	0
Taysom Hill	3	9	3.0	3	0
Mark Ingram II	4	6	1.5	5	0
<b>TOTAL</b>	<b>22</b>	<b>85</b>	<b>3.9</b>	<b>17</b>	<b>0</b>

RECEIVING	NO	YDS	AVG	LG	TD
Chris Olave	7	106	15.1	41	0
Alvin Kamara	7	56	8.0	12	0
TreQuan Smith	5	59	11.8	20	0
Juwan Johnson	5	32	6.4	17t	2
Mark Ingram II	3	16	5.3	11	0
Marquez Callaway	2	20	10.0	12	0
Kevin White	1	64	64.0	64	0
Rashid Shaheed	1	53	53.0	53t	1
Taysom Hill	1	3	3.0	3t	1
<b>TOTAL</b>	<b>32</b>	<b>409</b>	<b>12.8</b>	<b>64</b>	<b>4</b>

TOP DEFENSE	TOT	SOLO	AST	SCK	YDS	INT
Pete Werner	7	3	4	0.0	0.0	0
Chris Harris	6	5	1	0.0	0.0	0
Cameron Jordan	6	4	2	1.0	9.0	0

FIELD GOALS	FGM/FGA	PERCENT	RESULTS
Wil Lutz	2-2	100.0	25G, 45G
<b>TOTAL</b>	<b>2-2</b>	<b>100.0</b>	

### ARIZONA CARDINALS

PASSING	ATT	CP	YDS	SK/YD	TD	LG	INT	RTG
Kyle Murray	29	20	204	2/15	1	31	0	100.4
<b>TOTAL</b>	<b>29</b>	<b>20</b>	<b>204</b>	<b>2/15</b>	<b>1</b>	<b>31</b>	<b>0</b>	<b>100.4</b>

RUSHING	ATT	YDS	AVG	LG	TD
Eno Benjamin	12	92	7.7	45	1
Kyle Murray	7	30	4.3	17	0
Keaontay Ingram	9	14	1.6	11	1
Greg Dortch	1	1	1.0	1	0
<b>TOTAL</b>	<b>29</b>	<b>137</b>	<b>4.7</b>	<b>45</b>	<b>2</b>

RECEIVING	NO	YDS	AVG	LG	TD
DeAndre Hopkins	10	103	10.3	18	0
Eno Benjamin	4	21	5.3	16	0
Keaontay Ingram	2	23	11.5	24	0
Zach Ertz	2	21	10.5	15	0
Rondale Moore	1	31	31.0	31	0
Greg Dortch	1	5	5.0	5t	1
<b>TOTAL</b>	<b>20</b>	<b>204</b>	<b>10.2</b>	<b>31</b>	<b>1</b>

TOP DEFENSE	TOT	SOLO	AST	SCK	YDS	INT
Zaven Collins	9	6	3	0.0	0.0	0
Antonio Hamilton	6	6	0	0.0	0.0	1
Byron Murphy Jr.	5	5	0	0.0	0.0	0

FIELD GOALS	FGM/FGA	PERCENT	RESULTS
Rodrigo Blankenship	2-2	100.0	50G, 28G
<b>TOTAL</b>	<b>2-2</b>	<b>100.0</b>	

# CARDINALS GAME SUMMARIES



## WEEK 8

Arizona Cardinals 26, Minnesota Vikings 34  
66,742 U.S. Bank Stadium Oct 30, 2022



Arizona Cardinals	3	7	13	3	—	26
Minnesota Vikings	7	7	14	6	—	34

The 3-4 Cardinals traveled to the Twin Cities to face a 5-1 Vikings team that had won 4 straight and sat comfortably atop the NFC North. Despite at least five key players missing the game with injuries and spotting the hosts an early lead, Arizona came back to take the lead in the second half. However, three turnovers proved costly and the Vikings would emerge with a 34-26 win. WR DeAndre Hopkins was again outstanding, with 12 catches for 159 yards and a remarkable 1-handed TD catch. QB Kyler Murray threw for 326 yards and 3 TDs while WR Rondale Moore gained 92 yards on his 7 receptions that included a 38-yard TD catch. Minnesota was led by RB Dalvin Cook's 111 rushing yards and QB Kirk Cousins threw for a pair of TDs and ran for one.

The Vikings opened the scoring on the game's first drive, marching to the AZ17. On 3rd-n-4 from here, Cousins eluded the rush and scrambled 17 yards for a TD that put the Vikings up 7-0. The Cards quickly made it 7-3 on the next series when Matt Prater's 44-yard FG capped an 8-play, 49-yard drive. The ensuing possession saw Minnesota advance to the AZ38 where they faced a 4rd-n-2; the Vikes went for it but turned it over on downs with an incompleteness. They did, however, go up 14-3 the next time they got the ball on an 83-yard drive that Cousins ended with his 1-yard TD pass to TE Johnny Mundt. Down 11 with 3:39 to go in the half, the Cards took over at their own 28 and in 9 plays moved to the MIN6. On 3rd-n-2 from there, Murray fired to Hopkins in the end zone and the all-pro WR snared it with just his left hand to make it 14-10 with :47 left in the half. Minnesota would advance to the AZ38 where Greg Joseph attempted a 56-yard FG as time expired but it was blocked by Cards DT Leki Fotu.

On its second series of the 3rd quarter, AZ's offense took over at its own 48 following a Vikings 3-n-out. A 33-yard Hopkins completion from Murray moved it to the 8 and from there a Zach Ertz TD catch-n-run would put the Cards up 17-14 with 9:01 left in the third quarter. The Vikings responded with an 8-play, 75-yard TD drive and went ahead 21-17 following Alexander Mattison's 7-yard scoring run. On the next play from scrimmage, Murray's pass down the deep middle was INT'd by S Harrison Smith, setting MIN up at the AZ31. Four plays later, Cook's 4-yard TD run made it 28-17 with 4:07 to go in the third. Murray then completed 4 of 4 passes on the next drive for 70 yards; the biggest play was the final one, a 38-yard catch-n-run by Moore pulled the Cards to within 5 at 28-23 after the 2-point try failed. Three plays later, the Vikings forced a 3rd-n-5 from their own 30 when LB Isaiah Simmons stripped Cousins and recovered the fumble himself. That led to a 34-yard Prater FG early in the 4th that pulled AZ to within 2. The Cards D again forced a Vikings punt on the ensuing possession but returner Greg Dortch muffed it and MIN recovered at the AZ25. On 3rd-n-2 from the AZ5, Cousins hit WR KJ Osborn with a TD pass that made it 34-26 with 8:36 left after the PAT kick failed. Down 8, the Cards would possess the ball three more times. On the first, they reached the MIN44 but Murray's pass attempt to Ertz was INT'd by S Camryn Bynum. The next also reached the MIN44 before turning it over on downs. And the final one reached the MIN37 in the final minute but a pair of sacks ended the comeback hopes.

### SCORING DRIVES

TEAM	QTR	TIME	SCORING PLAY	ARI	MIN
Vikings	1	10:12	K.Cousins 17 yd. run (G.Joseph kick) (10-75, 4:48)	0	7
Cardinals	1	06:04	M.Prater 44 yd. Field Goal (8-49, 4:08)	3	7
Vikings	2	09:54	J.Mundt 1 yd. pass from K.Cousins (G.Joseph kick) (9-83, 5:00)	3	14
Cardinals	2	00:47	D.Hopkins 6 yd. pass from K.Murray (M.Prater kick) (10-72, 2:52)	10	14
Cardinals	3	09:01	Z.Ertz 8 yd. pass from K.Murray (M.Prater kick) (5-52, 2:14)	17	14
Vikings	3	05:47	A.Mattison 7 yd. run (G.Joseph kick) (8-75, 3:14)	17	21
Vikings	3	04:07	D.Cook 4 yd. run (G.Joseph kick) (4-31, 1:20)	17	28
Cardinals	3	02:27	R.Moore 38 yd. pass from K.Murray (pass failed) (4-70, 1:40)	23	28
Cardinals	4	12:32	M.Prater 34 yd. Field Goal (7-8, 3:27)	26	28
Vikings	4	08:36	K.Osborn 5 yd. pass from K.Cousins (kick failed, hlu) (4-25, 1:58)	26	34

### Team Statistics

	Cardinals	Vikings
First Downs	25	25
3rd-Down Eff. (Made/Att/Pct)	4/11/36%	6/13/46%
4th-Down Eff. (Made/Att/Pct)	0/1/0%	0/1/0%
Total Net Yards	375	381
Total Plays	70	68
Yards Per Play	5.4	5.6
Rushes/Net Yards	22/78	29/173
Net Passing	297	208
Pass Attempts/Completions	44/31	36/24
Had Intercepted	2	0
Sacked/Yards Lost	4/29	3/24
Punts/Average	3/46.3	5/46.6
Penalties/Yards	10/67	10/86
Fumbles/Lost	2/1	1/1
Possession Time	30:33	29:27

### ARIZONA CARDINALS

PASSING	ATT	CP	YDS	SK/YD	TD	LG	INT	RTG
Kyler Murray	44	31	326	4/29	3	38T	2	95.5
<b>TOTAL</b>	<b>44</b>	<b>31</b>	<b>326</b>	<b>4/29</b>	<b>3</b>	<b>38T</b>	<b>2</b>	<b>95.5</b>

RUSHING	ATT	YDS	AVG	LG	TD
Kyler Murray	6	36	6.0	8	0
Eno Benjamin	9	22	2.4	7	0
Rondale Moore	2	12	6.0	9	0
Darrel Williams	5	8	1.6	5	0
<b>TOTAL</b>	<b>22</b>	<b>78</b>	<b>3.5</b>	<b>9</b>	<b>0</b>

RECEIVING	NO	YDS	AVG	LG	TD
DeAndre Hopkins	12	159	13.3	33	1
Rondale Moore	7	92	13.1	38T	1
Zach Ertz	4	34	8.5	13	1
Eno Benjamin	4	23	5.8	15	0
Greg Dortch	2	12	6.0	8	0
Darrel Williams	2	6	3.0	6	0
<b>TOTAL</b>	<b>31</b>	<b>326</b>	<b>10.5</b>	<b>38T</b>	<b>3</b>

TOP DEFENSE	TOT	SOLO	AST	SCK	YDS	INT
Budda Baker	10	8	2	0.0	0.0	0
Jalen Thompson	6	5	1	0.0	0.0	0
Isaiah Simmons	5	5	0	1.0	6.0	0

FIELD GOALS	FGM/FGA	PERCENT	RESULTS
Matt Prater	2-2	100.0	44G, 34G
<b>TOTAL</b>	<b>2-2</b>	<b>100.0</b>	

### MINNESOTA VIKINGS

PASSING	ATT	CP	YDS	SK/YD	TD	LG	INT	RTG
Kirk Cousins	36	24	232	3/24	2	29	0	103.0
<b>TOTAL</b>	<b>36</b>	<b>24</b>	<b>232</b>	<b>3/24</b>	<b>2</b>	<b>29</b>	<b>0</b>	<b>103.0</b>

RUSHING	ATT	YDS	AVG	LG	TD
Dalvin Cook	20	111	5.6	30	1
Alexander Mattison	5	40	8.0	15	1
Kirk Cousins	4	22	5.5	17t	1
<b>TOTAL</b>	<b>29</b>	<b>173</b>	<b>6.0</b>	<b>30</b>	<b>3</b>

RECEIVING	NO	YDS	AVG	LG	TD
Justin Jefferson	6	98	16.3	29	0
Adam Thielen	6	67	11.2	18	0
Dalvin Cook	5	30	6.0	11	0
Irv Smith Jr.	4	28	7.0	11	0
K.J. Osborn	2	8	4.0	5t	1
Johnny Mundt	1	1	1.0	1t	1
<b>TOTAL</b>	<b>24</b>	<b>232</b>	<b>9.7</b>	<b>29</b>	<b>2</b>

TOP DEFENSE	TOT	SOLO	AST	SCK	YDS	INT
Cameron Dantzler Sr.	9	9	0	0.0	0.0	0
Za'Darius Smith	7	7	0	3.0	22.0	0
Eric Kendricks	7	6	1	0.0	0.0	0

FIELD GOALS	FGM/FGA	PERCENT	RESULTS
Greg Joseph	0-1	0.0	56B
<b>TOTAL</b>	<b>0-1</b>	<b>0.0</b>	

# CARDINALS GAME SUMMARIES



## WEEK 9

Seattle Seahawks 31, Arizona Cardinals 21

63,982 ■ State Farm Stadium ■ Nov 6, 2022



Seattle Seahawks .....	3	7	7	14	—	31
Arizona Cardinals .....	7	0	7	7	—	21

The NFC West-leading Seahawks (5-3) came to Arizona for a showdown with the Cardinals (3-5), who were playing the first of 3 straight division games. It was a back-and-forth contest but after surrendering a pick-6 that put AZ up by 4 in the 3rd quarter, the Seahawks scored TDs on each of their final 3 possessions. That finish allowed them to leave town with a 31-21 victory, their 4th straight victory on the season.

Seattle got on the board on the game's first series when Jason Myers' 49-yard FG capped an 8-play, 34-yard drive. The Cardinals answered with their first 1st quarter TD of the season; Tyler Murray ran for 21 on 3rd-n-5 and completed 4 of 4 passes, the last of which was a 22-yard TD completion to WR DeAndre Hopkins down the right sideline. The teams exchanged 3-n-outs before Seattle re-claimed the lead at 10-7 when DK Metcalf's 4-yard TD catch from Geno Smith ended a 12-play, 79-yard possession. The next time the Seahawks got the ball, they advanced to the AZ36 where they went for it on 4th-n-2; there DT Zach Allen sniffed out a Seattle shovel pass and snuffed out the play for a 4-yard loss. Down 3 late in the half, the Cards were threatening at the SEA40 and they went for it on 4th-n-4. Murray scrambled up the middle for 9 but the Seahawks forced the ball out at the end of the run and they recovered at the SEA23. The takeaway allowed Seattle to head to the halftime locker room with a 10-7 lead.

On their 2nd drive of the 3rd quarter, Seattle took over at its own 40. On the first play of that drive, Smith tried to loop a pass into the flat over AZ's Zaven Collins. However, the 2nd year LB stabbed it from the air and returned his first NFL interception 30 yards for a score that put the Cards up 14-10 with 9:18 left in the 3rd. Seattle responded with a 13-play, 75-yard drive and went back ahead when Smith's 3rd-n-6 pass from the 9 found WR Tyler Lockett in the end zone. After forcing an AZ punt, the Seahawks produced another 13-play drive, this one covering 81 yards and ending on Kenneth Walker's 1-yard TD run that made it 24-14 midway through the 4th. The Cards needed a scoring drive and they got it, moving 75 yards in 14 plays. Murray's 6-yard TD pass to TE Zach Ertz made it a 3-point game with 3:32 left. After the kickoff, Seattle took over at its own 15 up 3 with 3:30 to play and AZ holding 3 timeouts. On the first play, though, Smith rolled to his right and found TE Noah Fant with a short pass that he took 51 yards to the AZ31. Four plays later, Walker's 5-yard touchdown run made it 31-21 and effectively put the game out of reach.

### SCORING DRIVES

TEAM	QTR	TIME	SCORING PLAY	SEA	ARI
Seahawks	1	10:50	J.Myers 49 yd. Field Goal (8-34, 4:10)	3	0
Cardinals	1	06:17	D.Hopkins 22 yd. pass from K.Murray (M.Prater kick) (9-83, 4:33)	3	7
Seahawks	2	11:59	D.Metcalf 4 yd. pass from G.Smith (J.Myers kick) (12-79, 6:08)	10	7
Cardinals	3	09:18	Z.Collins 30 yd. interception return (M.Prater kick)	10	14
Seahawks	3	02:43	T.Lockett 9 yd. pass from G.Smith (J.Myers kick) (13-75, 6:35)	17	14
Seahawks	4	07:32	K.Walker 1 yd. run (J.Myers kick) (13-81, 6:46)	24	14
Cardinals	4	03:32	Z.Ertz 6 yd. pass from K.Murray (M.Prater kick) (14-75, 4:00)	24	21
Seahawks	4	02:14	K.Walker 5 yd. run (J.Myers kick) (5-85, 1:18)	31	21

### Team Statistics

	Seahawks	Cardinals
First Downs	27	15
3rd-Down Eff. (Made/Att/Pct)	10/15/67%	6/14/43%
4th-Down Eff. (Made/Att/Pct)	0/1/0%	0/2/0%
Total Net Yards	421	262
Total Plays	70	61
Yards Per Play	6.0	4.3
Rushes/Net Yards	34/158	21/122
Net Passing	263	140
Pass Attempts/Completions	34/26	35/25
Had Intercepted	1	0
Sacked/Yards Lost	2/12	5/35
Punts/Average	3/54.0	6/48.0
Penalties/Yards	6/34	12/77
Fumbles/Lost	1/0	3/1
Possession Time	34:31	25:29

### SEATTLE SEAHAWKS

PASSING	ATT	CP	YDS	SK/YD	TD	LG	INT	RTG
Geno Smith	34	26	275	2/12	2	51	1	106.9
<b>TOTAL</b>	<b>34</b>	<b>26</b>	<b>275</b>	<b>2/12</b>	<b>2</b>	<b>51</b>	<b>1</b>	<b>106.9</b>

RUSHING	ATT	YDS	AVG	LG	TD
Kenneth Walker III	26	109	4.2	15	2
Geno Smith	6	38	6.3	18	0
Travis Homer	1	7	7.0	7	0
DeeJay Dallas	1	4	4.0	4	0
<b>TOTAL</b>	<b>34</b>	<b>158</b>	<b>4.6</b>	<b>18</b>	<b>2</b>

RECEIVING	NO	YDS	AVG	LG	TD
Noah Fant	5	96	19.2	51	0
Tyler Lockett	5	67	13.4	30	1
DK Metcalf	5	37	7.4	9	1
Travis Homer	3	25	8.3	22	0
Will Dissly	3	24	8.0	13	0
Kenneth Walker III	3	20	6.7	13	0
Colby Parkinson	2	6	3.0	10	0
<b>TOTAL</b>	<b>26</b>	<b>275</b>	<b>10.6</b>	<b>51</b>	<b>2</b>

TOP DEFENSE	TOT	SOLO	AST	SCK	YDS	INT
Jordyn Brooks	12	11	1	0.0	0.0	0
Coby Bryant	6	6	0	0.0	0.0	0
Michael Jackson	6	5	1	0.0	0.0	0

FIELD GOALS	FGM/FGA	PERCENT	RESULTS
Jason Myers	1-1	100.0	49G
<b>TOTAL</b>	<b>1-1</b>	<b>100.0</b>	

### ARIZONA CARDINALS

PASSING	ATT	CP	YDS	SK/YD	TD	LG	INT	RTG
Kyler Murray	35	25	175	5/35	2	22t	0	101.5
<b>TOTAL</b>	<b>35</b>	<b>25</b>	<b>175</b>	<b>5/35</b>	<b>2</b>	<b>22T</b>	<b>0</b>	<b>101.5</b>

RUSHING	ATT	YDS	AVG	LG	TD
Kyler Murray	8	60	7.5	21	0
James Conner	7	45	6.4	14	0
Eno Benjamin	4	12	3.0	5	0
Greg Dortch	1	3	3.0	3	0
Keaontay Ingram	1	2	2.0	2	0
<b>TOTAL</b>	<b>21</b>	<b>122</b>	<b>5.8</b>	<b>21</b>	<b>0</b>

RECEIVING	NO	YDS	AVG	LG	TD
Rondale Moore	8	69	8.6	18	0
Zach Ertz	5	40	8.0	14	1
James Conner	5	19	3.8	8	0
DeAndre Hopkins	4	36	9.0	22t	1
Eno Benjamin	1	15	15.0	15	0
Greg Dortch	1	0	0.0	0	0
Robbie Anderson	1	-4	-4.0	-4	0
<b>TOTAL</b>	<b>25</b>	<b>175</b>	<b>7.0</b>	<b>22T</b>	<b>2</b>

TOP DEFENSE	TOT	SOLO	AST	SCK	YDS	INT
Budda Baker	11	7	4	0.0	0.0	0
Isaiah Simmons	8	6	2	1.0	7.0	0
Zaven Collins	7	4	3	0.0	0.0	1

FIELD GOALS	FGM/FGA	PERCENT	RESULTS
	No Field Goals		



# CARDINALS 2022 TEAM STATS



## WON 3, LOST 6

09/11	L	21-44	Kansas City	63,697
09/18	W	29-23 (OT)	at Las Vegas	61,707
09/25	L	12-20	L.A. Rams	63,243
10/02	W	26-16	at Carolina	69,810
10/09	L	17-20	Philadelphia	63,919
10/16	L	9-19	at Seattle	68,867
10/20	W	42-34	New Orleans	63,290
10/30	L	26-34	at Minnesota	66,742
11/06	L	21-31	Seattle	63,982

## 2022 TEAM STATISTICS

	ARI	OPP.
<b>FIRST DOWNS</b>	<b>188</b>	<b>199</b>
Rushing	64	66
Passing	110	118
Penalty	14	15
Third Down-Made/Att	43/123	48/105
Third Down Efficiency	35.0%	45.7%
Fourth Down-Made/Att	13/26	4/9
Fourth Down Efficiency	50.0%	44.4%
<b>TOTAL NET YARDS</b>	<b>3,039</b>	<b>3,320</b>
Avg. Per Game	337.7	368.9
Total Plays	623	570
Avg. Per Play	4.9	5.8
<b>NET YARDS RUSHING</b>	<b>1,053</b>	<b>1,039</b>
Avg. Per Game	117.0	115.4
Total Rushes	234	229
Avg. Per Rush	4.5	4.5
<b>NET YARDS PASSING</b>	<b>1,986</b>	<b>2,281</b>
Avg. Per Game	220.7	253.4
Sacked/Yards Lost	25/194	16/129
Gross Yards	2,180	2,410
Attempts/Completions	364/242	325/223
Pct. of Completion	66.5%	68.6%
Had Intercepted	6	6
<b>PUNTS/AVERAGE</b>	<b>36/46.8</b>	<b>32/49.5</b>
Net Punting Average	39.4	45.4
<b>PUNT RETURN/AVG.</b>	<b>18/4.9</b>	<b>22/9.2</b>
<b>KICKOFF RETURN/AVG.</b>	<b>16/22.6</b>	<b>10/20.2</b>
<b>INTERCEPTION RETURN/AVG.</b>	<b>6/24.7</b>	<b>6/11.2</b>
<b>PENALTIES/YARDS</b>	<b>64/512</b>	<b>58/447</b>
<b>FUMBLES/BALL LOST</b>	<b>16/3</b>	<b>15/6</b>
<b>TOUCHDOWNS</b>	<b>24</b>	<b>28</b>
Rushing	7	11
Passing	12	16
Returns	5	1
<b>EXTRA POINTS/ATTEMPTS</b>	<b>13/15</b>	<b>25/27</b>
<b>TWO POINT CONVERSION/ATT.</b>	<b>5/8</b>	<b>0/1</b>
<b>FIELD GOALS/ATTEMPTS</b>	<b>12/13</b>	<b>16/17</b>
<b>AVG. TIME OF POSSESSION</b>	<b>30:26</b>	<b>29:34</b>

SCORE BY PERIODS	Q1	Q2	Q3	Q4	OT	PTS
TEAM	16	58	50	73	6	203
OPPONENTS	58	69	54	60	0	241

SCORING	TD	RU	PA	RT	K-PAT	FG	2PT	S	PTS
M. Prater	0	0	0	0	9/9	8/8	0	0	33
Z. Ertz	4	0	4	0	0/0	0/0	2	0	28
M. Brown	3	0	3	0	0/0	0/0	0	0	18
E. Benjamin	2	2	0	0	0/0	0/0	1	0	14
K. Murray	2	2	0	0	0/0	0/0	1	0	14
G. Dortch	2	0	2	0	0/0	0/0	0	0	12
D. Hopkins	2	0	2	0	0/0	0/0	0	0	12
M. Ammendola	0	0	0	0	2/3	2/3	0	0	8
R. Blankenship	0	0	0	0	2/3	2/2	0	0	8
C. Banjo	1	0	0	1	0/0	0/0	0	0	6
Z. Collins	1	0	0	1	0/0	0/0	0	0	6
J. Conner	1	1	0	0	0/0	0/0	0	0	6
K. Ingram	1	1	0	0	0/0	0/0	0	0	6
R. Moore	1	0	1	0	0/0	0/0	0	0	6
B. Murphy Jr.	1	0	0	1	0/0	0/0	0	0	6
I. Simmons	1	0	0	1	0/0	0/0	0	0	6
D. Williams	1	1	0	0	0/0	0/0	0	0	6
M. Wilson	1	0	0	1	0/0	0/0	0	0	6
A. Green	0	0	0	0	0/0	0/0	1	0	2
<b>TEAM</b>	<b>24</b>	<b>7</b>	<b>12</b>	<b>5</b>	<b>13/15</b>	<b>12/13</b>	<b>5</b>	<b>0</b>	<b>203</b>
<b>OPPONENTS</b>	<b>28</b>	<b>11</b>	<b>16</b>	<b>1</b>	<b>25/27</b>	<b>16/17</b>	<b>0</b>	<b>0</b>	<b>241</b>

SACKS: J. Watt 4.5, Z. Allen 2.5, I. Simmons 2.0, Z. Collins 2.0, M. Golden 1.5, C. Thomas 1.0, D. Gardeck 1.0, M. Sanders 1.0, B. Murphy Jr. 0.5, TM 16.0, OPP 24.0 FUM/LOST: K. Murray 8/2, R. Hudson 2/0, G. Dortch 1/1, J. Conner 1/0, M. Brown 1/0, B. Price 1/0, D. Hopkins 1/0, S. Harlow 1/0, TM 16/3, OPP 15/6

PASSING	ATT	CMP	YDS	CMP%	YDS/ATT	TD	TD%	INT	INT%	LONG	SACK	LOST	RATING
K. Murray	360	240	2,168	66.7	6.0	12	3.3	6	1.7	38t	24	186	86.9
T. McSorley	4	2	12	50.0	3.0	0	0.0	0	0.0	10	1	8	56.3
<b>TEAM</b>	<b>364</b>	<b>242</b>	<b>2,180</b>	<b>66.5</b>	<b>6.0</b>	<b>12</b>	<b>3.3</b>	<b>6</b>	<b>1.6</b>	<b>38t</b>	<b>25.0</b>	<b>194</b>	<b>86.6</b>
<b>OPPONENTS</b>	<b>325</b>	<b>223</b>	<b>2,410</b>	<b>68.6</b>	<b>7.4</b>	<b>16</b>	<b>4.9</b>	<b>6</b>	<b>1.8</b>	<b>64</b>	<b>16.0</b>	<b>129</b>	<b>98.9</b>

RUSHING	NO.	YDS	AVG	LONG	TD
K. Murray	59	359	6.1	42	2
E. Benjamin	70	299	4.3	45	2
J. Conner	61	245	4.0	17	1
D. Williams	21	102	4.9	30	1
K. Ingram	13	23	1.8	11	1
T. McSorley	3	20	6.7	14	0
G. Dortch	2	4	2.0	3	0
R. Moore	5	1	0.2	9	0
<b>TEAM</b>	<b>234</b>	<b>1,053</b>	<b>4.5</b>	<b>45</b>	<b>7</b>
<b>OPPONENTS</b>	<b>229</b>	<b>1,039</b>	<b>4.5</b>	<b>34</b>	<b>11</b>

RECEIVING	TAR	NO.	YDS	AVG	LONG	TD
Z. Ertz	68	46	394	8.0	32	4
M. Brown	64	43	485	11.0	26	3
R. Moore	43	32	320	10.0	38t	1
E. Benjamin	33	24	184	7.0	22	0
D. Hopkins	32	26	298	11.0	33	2
G. Dortch	29	25	221	8.0	30	2
J. Conner	24	19	122	6.0	21	0
A. Green	23	10	56	5.0	10	0
D. Williams	8	4	9	2.0	6	0
R. Anderson	7	1	-4	-4.0	0	0
A. Baccellia	6	4	25	6.0	11	0
A. Isabella	5	2	21	10.0	11	0
T. McBride	3	3	24	8.0	11	0
K. Ingram	2	2	23	11.0	24	0
S. Anderson	1	1	2	2.0	2	0
<b>TEAM</b>	<b>348</b>	<b>242</b>	<b>2,180</b>	<b>9.0</b>	<b>38</b>	<b>12</b>
<b>OPPONENTS</b>	<b>312</b>	<b>223</b>	<b>2,410</b>	<b>10.8</b>	<b>64</b>	<b>16</b>

INTERCEPTIONS	NO.	YDS	AVG	LONG	TD
J. Thompson	2	-1	-0.5	0	0
I. Simmons	1	56	56.0	56t	1
M. Wilson	1	38	38.0	38t	1
Z. Collins	1	30	30.0	30t	1
D. Gardeck	1	24	24.0	24	0
A. Hamilton	1	0	0.0	0	0
<b>TEAM</b>	<b>7</b>	<b>147</b>	<b>21.0</b>	<b>56</b>	<b>3</b>
<b>OPPONENTS</b>	<b>6</b>	<b>67</b>	<b>11.2</b>	<b>33</b>	<b>1</b>

FUMBLES	FUM	LST	FF	REC	TD
K. Murray	8	2	0	6	0
G. Dortch	1	1	0	0	0
R. Hudson	2	0	0	0	0
K. Beachum	0	0	0	1	0
J. Conner	1	0	0	2	0
D. Hopkins	1	0	0	1	0
S. Harlow	1	0	0	0	0
T. McSorley	0	0	0	1	0
B. Price	1	0	0	0	0
M. Brown	1	0	0	0	0
<b>TEAM</b>	<b>16</b>	<b>3</b>	<b>0</b>	<b>11</b>	<b>0</b>
<b>OPPONENTS</b>	<b>15</b>	<b>6</b>	<b>0</b>	<b>5</b>	<b>0</b>

PUNTING	NO.	YDS	AVG	NET	TB	IN	LG	B
A. Lee	36	1,683	46.8	39.4	3	7	65	0
<b>TEAM</b>	<b>36</b>	<b>1,683</b>	<b>46.8</b>	<b>39.4</b>	<b>3</b>	<b>7</b>	<b>65</b>	<b>0</b>
<b>OPPONENTS</b>	<b>32</b>	<b>1,583</b>	<b>49.5</b>	<b>45.4</b>	<b>2</b>	<b>10</b>	<b>66</b>	<b>0</b>

PUNT RETURNS	RET	FC	YDS	AVG	LONG	TD
G. Dortch	18	3	89	4.9	18	0
<b>TEAM</b>	<b>18</b>	<b>3</b>	<b>89</b>	<b>4.9</b>	<b>18</b>	<b>0</b>
<b>OPPONENTS</b>	<b>22</b>	<b>6</b>	<b>203</b>	<b>9.2</b>	<b>22</b>	<b>0</b>

KICKOFF RETURNS	NO.	YDS	AVG	LONG	TD
G. Dortch	9	191	21.2	31	0
E. Benjamin	7	170	24.3	44	0
<b>TEAM</b>	<b>16</b>	<b>361</b>	<b>22.6</b>	<b>44</b>	<b>0</b>
<b>OPPONENTS</b>	<b>10</b>	<b>202</b>	<b>20.2</b>	<b>31</b>	<b>0</b>

FIELD GOALS	1-19	20-29	30-39	40-49	50+
M. Prater	0/0	1/1	4/4	3/3	0/0
M. Ammendola	0/0	2/2	0/0	0/1	0/0
R. Blankenship	0/0	1/1	0/0	0/0	1/1
<b>TEAM</b>	<b>0/0</b>	<b>4/4</b>	<b>4/4</b>	<b>3/4</b>	<b>1/1</b>
<b>OPPONENTS</b>	<b>0/0</b>	<b>5/5</b>	<b>4/4</b>	<b>4/4</b>	<b>3/4</b>

2-Pt Conv: Z. Ertz 2, A. Green 1, K. Murray 1, E. Benjamin 1, TM 5-8, OPP 0-1



# CARDINALS 2022 DEFENSIVE STATS

POS.	PLAYER	TKL.	AST.	COMB	TFL	SACKS/SK. YDS.	QH	FR	FF	INT./YDS.	PD
S	Baker, Budda	46	25	71	1	0.0/0.0	2	0	1	0/0	2
LB	Collins, Zaven	39	22	61	5	2.0/18.0	2	0	1	1/30	3
S	Thompson, Jalen	44	13	57	0	0.0/0.0	1	1	0	1/0	7
LB	Simmons, Isaiah	32	10	42	1	2.0/13.0	2	1	2	1/56	3
CB	Wilson, Marco	28	10	38	1	0.0/0.0	1	0	1	1/38	5
CB	Murphy Jr., Byron	29	7	36	3	0.5/5.0	1	2	0	0/0	4
DL	Allen, Zach	16	19	35	6	2.5/22.5	12	0	0	0/0	6
LB	Golden, Markus	14	14	28	5	1.5/8.5	13	0	0	0/0	0
LB	Niemann, Ben	14	8	22	1	0.0/0.0	1	1	0	0/0	1
DL	Fotu, Leki	7	10	17	0	0.0/0.0	1	0	0	0/0	0
DL	Watt, J.J.	11	5	16	6	4.5/41.0	8	0	0	0/0	3
LB	Vallejo, Tanner	9	5	14	1	0.0/0.0	1	0	0	0/0	1
LB	Vigil, Nick	7	6	13	1	0.0/0.0	0	0	0	0/0	1
DL	Dogbe, Michael	6	7	13	0	0.0/0.0	0	0	0	0/0	0
LB	Dimukeje, Victor	10	2	12	0	0.0/0.0	1	0	0	0/0	0
LB	Gardeck, Dennis	9	3	12	1	1.0/8.0	3	0	1	1/24	1
CB	Hamilton, Antonio	10	1	11	0	0.0/0.0	0	0	0	1/0	2
DL	Lawrence, Rashard	8	2	10	3	0.0/0.0	0	0	1	0/0	0
LB	Thomas, Cameron	3	7	10	1	1.0/6.0	1	0	0	0/0	0
CB	Whittaker, Jace	5	2	7	0	0.0/0.0	0	0	0	0/0	1
LB	Turner, Ezekiel	3	1	4	1	0.0/0.0	0	0	1	0/0	0
DL	Ledbetter, Jonathan	1	3	4	0	0.0/0.0	0	0	0	0/0	0
LB	Sanders, Myjai	2	1	3	1	1.0/7.0	2	0	0	0/0	0
LB	Kennard, Devon	1	2	3	0	0.0/0.0	1	0	0	0/0	0
DL	Woods, Antwaun	2	0	2	1	0.0/0.0	0	0	0	0/0	0
CB	Mullen Jr., Trayvon	1	1	2	0	0.0/0.0	0	0	0	0/0	0
CB	Matthew, Christian	0	2	2	0	0.0/0.0	0	0	0	0/0	0
S	Banjo, Chris	1	0	1	0	0.0/0.0	0	1	0	0/0	0
LB	Luketa, Jesse	1	0	1	1	0.0/0.0	0	0	0	0/0	0
<b>TOTALS</b>		<b>359</b>	<b>188</b>	<b>547</b>	<b>40</b>	<b>16.0/129.0</b>	<b>53</b>	<b>6</b>	<b>8</b>	<b>6/148</b>	<b>40</b>

POS.	PLAYER	TKL.	AST.	COMB.		DEFENSIVE SCORES
TE	Anderson, Stephen	4	3	7	INT (3)	(2:00) (Shotgun) A.Dalton pass short middle intended for M.Callaway INTERCEPTED by M.Wilson at NO 38. M.Wilson for 38 yards. <b>vs. NO (10/20/22)</b>
LB	Gardeck, Dennis	6	0	6		
CB	Hamilton, Antonio	6	0	6		
LB	Turner, Ezekiel	3	3	6		(:57) (Shotgun) A.Dalton pass short middle intended for C.Olave INTERCEPTED by I.Simmons at ARZ 44. I.Simmons for 56 yards. <b>vs. NO (10/20/22)</b>
LB	Vallejo, Tanner	2	2	4		
LB	Dimukeje, Victor	2	1	3		(9:26) (Shotgun) G.Smith pass short right intended for K.Walker INTERCEPTED by Z.Collins at SEA 30. Z.Collins for 30 yards. <b>vs. SEA (11/06/22)</b>
LB	Niemann, Ben	2	1	3		
LS	Brewer, Aaron	2	0	2	FR (2)	(4:05) (Shotgun) D.Carr pass short left to H.Renfrow to ARZ 38 for 1 yard (I.Simmons). FUMBLES (I.Simmons), touched at ARZ 39, RECOVERED by ARZ-B.Murphy at ARZ 41. B.Murphy for 59 yards. The Replay Official reviewed the runner broke the plane ruling, and the play was Upheld. The ruling on the field stands. <b>@ LV (09/18/22)</b>
TE	McBride, Trey	2	0	2		
S	Banjo, Chris	0	2	2		(:59) (Punt formation) M.Dickson up the middle to SEA -2 for -12 yards (E.Turner). FUMBLES (E.Turner), RECOVERED by ARZ-C.Banjo at SEA -4. <b>@ SEA (10/16/22)</b>
RB	Benjamin, Eno	1	0	1		
LB	Grugier-Hill, Kamu	1	0	1		
LB	Luketa, Jesse	1	0	1		
CB	Mullen Jr., Trayvon	1	0	1		
RB	Ward, Jonathan	1	0	1	Safety (0)	
DL	Ledbetter, Jonathan	0	1	1		
CB	Matthew, Christian	0	1	1	FR (1)	(:59) (Punt formation) M.Dickson up the middle to SEA -2 for -12 yards (E.Turner). FUMBLES (E.Turner), RECOVERED by ARZ-C.Banjo at SEA -4. <b>@ SEA (10/16/22)</b>
<b>TOTALS</b>		<b>34</b>	<b>14</b>	<b>48</b>		<b>SPECIAL TEAMS BIG PLAYS</b>

# CARDINALS GAME-BY-GAME OFFENSE



## 2022 REGULAR SEASON CARDINALS GAME-BY-GAME OFFENSE

	09/11	09/18	09/25	10/02	10/09	10/16	10/20	10/30	11/06	11/13	11/21	11/27	12/12	12/18	12/25	01/01	01/08	Totals
	vs. KC	@ LV	vs. LAR	@ CAR	vs. PHI	@ SEA	vs. NO	@ MIN	vs. SEA	@ LAR	vs. SF	vs. LAC	vs. NE	@ DEN	vs. TB	@ ATL	@ SF	
<b>FIRST DOWNS</b>																		
Total	18	28	23	20	23	15	21	25	15									188
Rushing	6	11	8	8	7	5	9	5	5									64
Passing	12	13	15	10	16	10	9	17	8									110
Penalty	0	4	0	2	0	0	3	3	2									14
<b>THIRD DOWNS</b>																		
Attempts	12	13	18	15	14	16	10	11	14									123
Converted	3	3	6	6	8	4	3	4	6									43
Percentage	25.0%	23.1%	33.3%	40.0%	57.1%	25.0%	30.0%	36.4%	42.9%									35.0%
<b>FOURTH DOWNS</b>																		
Attempts	4	5	5	2	1	5	1	1	2									26
Converted	3	3	4	0	1	1	1	0	0									13
Percentage	75.0%	60.0%	80.0%	0.0%	100.0%	20.0%	100.0%	0.0%	0.0%									50.0%
<b>TOT. OFFENSE</b>																		
Net Yards	282	413	365	338	363	315	326	375	262									3,039
Plays	63	78	81	70	69	71	60	70	61									623
Avg./Play	4.5	5.3	4.5	4.8	5.3	4.4	5.4	5.4	4.3									4.9
<b>RUSHING</b>																		
Net Yards	103	143	70	132	124	144	137	78	122									1,053
Rush. Att.	22	28	21	37	26	28	29	22	21									234
Avg./Att.	4.7	5.1	3.3	3.6	4.8	5.1	4.7	3.5	5.8									4.5
<b>PASSING</b>																		
Net Yards	179	270	295	206	239	171	189	297	140									1,986
Attempts	38	49	58	32	42	37	29	44	35									364
Completions	24	31	37	23	28	23	20	31	25									242
Intercepted	0	1	0	1	1	1	0	2	0									6
Gross Yards	205	277	314	207	250	222	204	326	175									2,180
Sacked	3.0	1.0	2.0	1.0	1.0	6.0	2.0	4.0	5.0									25.0
Yards Lost	26	7	19	1	11	51	15	29	35									194
<b>ADVANCES</b>																		
Rushes	22	28	21	37	26	28	29	22	21									234
Completions	24	31	37	23	28	23	20	31	25									242
Totals	46	59	58	60	54	51	49	53	46									476
Total Drives	11	9	9	12	9	11	10	12	10									93
<b>PENALTIES</b>																		
Number	5	12	6	7	2	6	4	10	12									64
Yards	49	120	50	61	15	53	20	67	77									512
<b>FUMBLES</b>																		
Number	3	0	1	2	0	3	2	2	3									16
Lost	0	0	0	0	0	1	0	1	1									3
<b>PUNTING</b>																		
Yards	255	136	160	170	196	162	177	139	288									1,683
Punts	5	3	4	3	4	4	4	3	6									36
Net Avg.	42.2	38.7	29.0	40.7	43.5	38.5	32.3	44.3	44.2									39.4
Gross Avg.	51.0	45.3	40.0	56.7	49.0	40.5	44.3	46.3	48.0									46.8
<b>SCORING</b>																		
Points	21	29	12	26	17	9	42	26	21									203
Q1	0	0	0	0	0	3	3	3	7									16
Q2	7	0	6	3	10	0	25	7	0									58
Q3	0	7	3	7	0	6	7	13	7									50
Q4	14	16	3	16	7	0	7	3	7									73
OT	0	6	0	0	0	0	0	0	0									6
TD Rushing	1	2	0	1	1	0	2	0	0									7
TD Passing	2	1	0	2	1	0	1	3	2									12
TD KO Returns	0	0	0	0	0	0	0	0	0									0
TD Punt Returns	0	0	0	0	0	0	0	0	0									0
TD Sp. Teams	0	0	0	0	0	1	0	0	0									1
TD Def. Returns	0	1	0	0	0	0	2	0	1									4
FG Attempts	0	0	4	2	2	1	2	2	0									13
FG Made	0	0	4	2	1	1	2	2	0									12
Safety	0	0	0	0	0	0	0	0	0									0
2-Pt Attempts	2	2	0	1	0	0	2	1	0									8
2-Pt Made	1	2	0	0	0	0	2	0	0									5
Time of Possession	25:18	36:22	33:56	38:35	25:21	30:44	30:58	30:33	25:29									30:48



# CARDINALS GAME-BY-GAME DEFENSE

## 2022 REGULAR SEASON CARDINALS GAME-BY-GAME DEFENSE

	09/11	09/18	09/25	10/02	10/09	10/16	10/20	10/30	11/06	11/13	11/21	11/27	12/12	12/18	12/25	01/01	01/08	Totals
	vs. KC	@ LV	vs. LAR	@ CAR	vs. PHI	@ SEA	vs. NO	@ MIN	vs. SEA	@ LAR	vs. SF	vs. LAC	vs. NE	@ DEN	vs. TB	@ ATL	@ SF	
<b>FIRST DOWNS</b>																		
Total	33	20	15	11	24	19	25	25	27									199
Rushing	7	4	5	3	12	7	7	11	10									66
Passing	22	14	10	8	12	10	17	11	14									118
Penalty	4	2	0	0	0	2	1	3	3									15
<b>THIRD DOWNS</b>																		
Attempts	8	11	8	10	13	14	13	13	15									105
Converted	5	6	3	2	6	4	6	6	10									48
Percentage	62.5%	54.5%	37.5%	20.0%	46.2%	28.6%	46.2%	46.2%	66.7%									45.7%
<b>FOURTH DOWNS</b>																		
Attempts	1	0	0	3	1	1	1	1	1									9
Converted	1	0	0	1	1	0	1	0	0									4
Percentage	100.0%	0	0	33.3%	100.0%	0.0%	100.0%	0.0%	0.0%									44.4%
<b>TOT. OFFENSE</b>																		
Net Yards	488	324	339	220	357	296	494	381	421									3,320
Plays	66	61	46	51	71	66	71	68	70									570
Avg./Play	7.4	5.3	7.4	4.3	5.0	4.5	7.0	5.6	6.0									5.8
<b>RUSHING</b>																		
Net Yards	128	80	100	40	139	136	85	173	158									1,039
Rush. Att.	27	21	20	13	33	30	22	29	34									229
Avg./Att.	4.7	3.8	5.0	3.1	4.2	4.5	3.9	6.0	4.6									4.5
<b>PASSING</b>																		
Net Yards	360	244	239	180	218	160	409	208	263									2,281
Attempts	39	39	25	36	36	31	49	36	34									325
Completions	30	25	18	22	26	20	32	24	26									223
Intercepted	0	0	0	2	0	0	3	0	1									6
Gross Yards	360	252	249	197	239	197	409	232	275									2,410
Sacked	0.0	1.0	1.0	2.0	2.0	5.0	0.0	3.0	2.0									16.0
Yards Lost	0	8	10	17	21	37	0	24	12									129
<b>ADVANCES</b>																		
Rushes	27	21	20	13	33	30	22	29	34									229
Completions	30	25	18	22	26	20	32	24	26									223
Totals	57	46	38	35	59	50	54	53	60									452
Total Drives	10	9	10	11	9	12	12	13	12									98
<b>PENALTIES</b>																		
Number	3	10	6	6	3	6	8	10	6									58
Yards	25	68	35	76	30	44	49	86	34									447
<b>FUMBLES</b>																		
Number	5	2	1	2	1	2	0	1	1									15
Lost	1	1	1	1	0	1	0	1	0									6
<b>PUNTING</b>																		
Yards	108	161	135	209	188	293	94	233	162									1,583
Punts	2	3	3	4	4	6	2	5	3									32
Net Avg.	44.5	46.7	41.0	49.3	44.5	43.0	47.0	44.0	51.7									45.4
Gross Avg.	54.0	53.7	45.0	52.3	47.0	48.8	47.0	46.6	54.0									49.5
<b>SCORING</b>																		
Points	44	23	20	16	20	19	34	34	31									241
Q1	14	7	10	0	7	3	7	7	3									58
Q2	9	13	3	10	7	6	7	7	7									69
Q3	14	3	7	0	3	3	3	14	7									54
Q4	7	0	0	6	3	7	17	6	14									60
OT	0	0	0	0	0	0	0	0	0									0
TD Rushing	1	0	2	0	2	1	0	3	2									11
TD Passing	5	2	0	1	0	0	4	2	2									16
TD KO Returns	0	0	0	0	0	0	0	0	0									0
TD Punt Returns	0	0	0	0	0	0	0	0	0									0
TD Sp. Teams	0	0	0	0	0	0	0	0	0									0
TD Def. Returns	0	0	0	1	0	0	0	0	0									1
FG Attempts	1	3	2	1	2	4	2	1	1									17
FG Made	1	3	2	1	2	4	2	0	1									16
Safety	0	0	0	0	0	0	0	0	0									0
2-Pt Attempts	0	0	0	1	0	0	0	0	0									1
2-Pt Made	0	0	0	0	0	0	0	0	0									0
Time of Possession	34:42	29:47	26:04	21:25	34:39	29:16	29:02	29:27	34:31									29:52



## RUSHING

### 200 Yards Rushing

By Cardinals: 228, Beanie Wells at St. Louis, Nov. 27, 2011 (27 att., 1 TD)  
By Opponent: 228, Clinton Portis at Denver, Dec. 29, 2002 (24 att., 2 TD)

### 150 Yards Rushing

By Cardinals: 164, Kenyan Drake at Dallas, Oct. 19, 2020 (20 att., 2 TD)  
By Opponent: 190, Rashaad Penny vs. Seattle, Jan. 9, 2022 (23 att., 1 TD)

### 100 Yards Rushing

By Cardinals: 100, Kyler Murray at Seattle Oct. 16, 2022 (10 att., 0 TD)  
By Opponent: 109, Kenneth Walker III vs. Seattle, Nov. 6, 2022 (26 att., 2 TD)

### Two 100-Yard Rushers

By Cardinals: 126 yards, Ottis Anderson/102 yards, Wayne Morris at New Orleans, Oct. 5, 1980  
By Opponent: 128 yards, Marshawn Lynch/108 yards, Robert Turbin at Seattle, Dec. 9, 2012

### Four Rushing Touchdowns

By Cardinals: Kenyan Drake vs. Cleveland, Dec. 15, 2019 (5, 1, 1, 17 yards)  
By Opponent: Shaun Alexander at Seattle, Sep. 25, 2005 (25, 1, 1, 1 yards)

### Three Rushing Touchdowns

By Cardinals: Kenyan Drake (4) vs. Cleveland, Dec. 15, 2019 (5, 1, 1, 17 yards)  
By Opponent: Todd Gurley at LA Rams, Sep. 16, 2018 (11, 1, 2 yards)

### Two Rushing Touchdowns

By Cardinals: James Conner vs. LA Rams, Dec. 13, 2021 (1, 8 yards)  
By Opponent: Kenneth Walker III vs. Seattle, Nov. 6, 2022 (1, 5 yards)

## PASSING

### 500 Yards Passing

By Cardinals: 522, Boomer Esiason at Washington, Nov. 10, 1996-OT (35 comp., 59 att.)  
By Opponent: Never happened

### 400 Yards Passing

By Cardinals: 400, Kyler Murray vs. Minnesota, Sep. 19, 2021 (29 comp., 36 att.)  
By Opponent: 424, Jared Goff vs. LA Rams, Dec. 1, 2019 (32 comp., 43 att.)

### 300 Yards Passing

By Cardinals: 326, Kyler Murray at Minnesota, Oct. 30, 2022 (31 comp., 44 att.)  
By Opponent: 361, Andy Dalton vs. New Orleans Oct. 20 2022 (30 comp., 47 att.)

### Six Touchdown Passes

By Cardinals: Charley Johnson vs. New Orleans, Nov. 2, 1969 (32, 14, 28, 31, 26, 14 yards)  
By Opponent: Brett Favre at NY Jets, Sep. 28, 2008 (12, 34, 2, 17, 40, 24 yards)

### Five Touchdown Passes

By Cardinals: Kurt Warner at Chicago, Nov. 8, 2009 (11, 6, 17, 15, 4 yards)  
By Opponent: Patrick Mahomes vs. Kansas City, Sep. 11, 2022 (9, 3, 4, 1, 2 yards)

### Four Touchdown Passes

By Cardinals: Kyler Murray at Cleveland, Oct. 17, 2021 (21, 13, 9, 14 yards)  
By Opponent: Andy Dalton vs. New Orleans, Oct. 20, 2022 (53, 3, 17, 1 yards)

### Three Touchdown Passes

By Cardinals: Kyler Murray at Minnesota, Oct. 30, 2022 (6, 8, 38 yards)  
By Opponent: Patrick Mahomes vs. Kansas City, Sep. 11, 2022 (9, 3, 4, 1, 2 yards)

## RECEIVING

### 200 Yards Receiving

By Cardinals: 217, Anquan Boldin at Detroit, Sep. 7, 2003 (10 rec., 2 TD)  
By Opponent: 200, Tyler Lockett vs. Seattle, Oct. 25, 2020 (15 rec., 3 TD)

### 150 Yards Receiving

By Cardinals: 159, DeAndre Hopkins at Minnesota, Oct. 30, 2022 (12 rec., 1 TD)  
By Opponent: 200, Tyler Lockett vs. Seattle, Oct. 25, 2020 (15 rec., 3 TD)

### 100 Yards Receiving

By Cardinals: 159, DeAndre Hopkins at Minnesota, Oct. 30, 2022 (12 rec., 1 TD)  
By Opponent: 106, Chris Olave vs. New Orleans, Oct. 20, 2022 (7 rec.)

### Two 100-Yard Receivers

By Cardinals: 112, A.J. Green (5 rec.), 104, Christian Kirk (7 rec.) at Jacksonville, Sep. 26, 2021  
By Opponent: 172, Robert Woods (13 rec.), 107, Tyler Higbee (7 rec., 1 TD) vs. LA Rams, Dec. 1, 2019

### Four Receiving Touchdowns

By Cardinals: Roy Green vs. Seattle, Nov. 13, 1983 (15, 23, 7, 63 yards)  
By Opponent: Earnest Gray vs. NY Giants, Sep. 7, 1980 (10, 37, 42, 20 yards)

### Three Receiving Touchdowns

By Cardinals: Christian Kirk at Tampa Bay, Nov. 10, 2019 (33, 69, 15 yards)  
By Opponent: Tyler Lockett vs. Seattle, Oct. 25, 2020 (3, 47, 3 yards)

### Two Receiving Touchdowns

By Cardinals: Antoine Wesley at Dallas, Jan. 2, 2022 (1, 19 yards)  
By Opponent: Juwan Johnson, Oct. 20, 2022 (17, 1 yards)

### 10 or More Receptions in a Game

By Cardinals: DeAndre Hopkins (12 for 159 yards) at Minnesota, Oct. 30, 2022  
By Opponent: DeVonta Smith (10 for 87 yards) vs. Philadelphia, Oct. 9, 2022

## COMBOS

### 100-Yard Rusher/100-Yard Receiver

By Cardinals: Kenyan Drake, 100 rushing yards/DeAndre Hopkins, 127 receiving yards vs. Buffalo, Nov. 15, 2020  
By Opponent: Latavius Murray, 102 rushing yards/Michael Thomas, 112 receiving yards at New Orleans, Oct. 27, 2019

### 100-Yard Rusher/Two 100-Yard Receivers

By Cardinals: Johnny Johnson, 103 rushing yards/Ernie Jones, 117 receiving yards/Roy Green, 120 receiving yards vs. Green Bay, Nov. 18, 1990  
By Opponent: Marshawn Lynch, 113 rushing yards/Luke Willson, 139 receiving yards/Doug Baldwin, 113 receiving yards vs. Seattle, Dec. 21, 2014

### 100-Yard Rusher/100-Yard Receiver/300-Yard Passer

By Cardinals: Chris Johnson, 109 rushing yards/Michael Floyd, 106 receiving yards/Carson Palmer 374 passing yards at Cleveland, Nov. 1, 2015  
By Opponent: Latavius Murray, 102 rushing yards/Michael Thomas, 112 receiving yards/Drew Brees, 373 passing yards at New Orleans, Oct. 27, 2019

### Two 100-Yard Receivers/300-Yard Passer

By Cardinals: A.J. Green, 112; Christian Kirk, 104; Kyler Murray, 316, at Jacksonville, Sep. 26, 2021  
By Opponent: Robert Woods, 172; Tyler Higbee, 107; Jared Goff, 424 vs. LA Rams, Dec. 1, 2019

## SCORING

### Four Total Touchdowns

By Cardinals: Kenyan Drake vs. Cleveland, Dec. 15, 2019 (4 rush)  
By Opponent: Brian Westbrook at Philadelphia, Nov. 27, 2008 (2 rush, 2 rec.)

### Three Total Touchdowns

By Cardinals: James Conner at San Francisco, Nov. 7, 2021 (2 rush, 1 rec.)  
By Opponent: Tyler Lockett vs. Seattle, Oct. 25, 2020 (3 rec.)

### Two-Point Conversion

By Cardinals: Zach Ertz reception vs. New Orleans, Oct. 20, 2022  
By Opponent: Cedrick Wilson reception at Dallas, Jan. 2, 2022

### Multiple Two-Point Conversions

By Cardinals: Eno Benjamin run; Zach Ertz reception vs. New Orleans, Oct. 20, 2022  
By Opponent: Todd Gurley run (2x); Malcolm Brown reception vs. LA Rams Sep. 16, 2018

### Safety

By Cardinals: Intentional grounding by Jalen Hurts in end zone vs. Philadelphia, Dec. 20, 2020  
By Opponent: Intentional grounding by Kyler Murray in end zone vs. Indianapolis, Dec. 25, 2021

## KICKING

### Six Field Goals

By Cardinals: Neil Rackers vs. San Francisco, Oct. 2, 2005 (40, 45, 48, 23, 43, 24 yards)  
By Opponent: Never happened

### Five Field Goals

By Cardinals: Phil Dawson at Washington, Dec. 17, 2017 (40, 35, 19, 34, 32 yards)  
By Opponent: Robbie Gould vs. San Francisco, Oct. 1, 2017 (49, 39, 47, 48, 23 yards)

### Four Field Goals

By Cardinals: Matt Prater vs. LA Rams, Sep. 25, 2022 (23, 43, 49, 31 yards)  
By Opponent: Jason Myers at Seattle, Oct. 16, 2021 (39, 27, 34, 32 yards)

### Three Field Goals

By Cardinals: Matt Prater vs. LA Rams, Sep. 25, 2022 (23, 43, 49, 31 yards)  
By Opponent: Jason Myers at Seattle, Oct. 16, 2022 (39, 27, 34, 32 yards)



# THE LAST TIME - REGULAR SEASON

## Missed Point-After-Touchdown

By Cardinals: Rodrigo Blankenship vs. New Orleans, Oct. 20, 2022 (wide left)  
By Opponent: Greg Joseph at Minnesota, Oct 30, 2022 (hit left upright)

## Blocked Punt

By Cardinals: Ezekiel Turner vs. Philadelphia, Dec. 20, 2020 (Cameron Johnston punt)  
By Opponent: Michael Thomas at NY Giants, Oct. 20, 2019 (Andy Lee Punt)

## Blocked Punt Return For Touchdown

By Cardinals: Dennis Gardeck (Cameron Malveaux block) at Seattle, Dec. 30, 2018, 0 yards (Michael Dickson punt)  
By Opponent: Elijah Penny (Michael Thomas block) at NY Giants, Oct. 20, 2019, 0 yards (Andy Lee punt)

## Blocked Field Goal Attempt

By Cardinals: Leki Fotu at Minnesota, Oct. 30, 2022 (Greg Joseph 45-yard attempt)  
By Opponent: A'Shawn Robinson at LA Rams, Jan. 3, 2021 (Mike Nugent 37-yard attempt)

## Blocked Field Goal Attempt For Touchdown

By Cardinals: Justin Bethel (Adrian Wilson block) vs. Chicago, Dec. 23, 2012, 82 yards (Olindo Mare kick)  
By Opponent: Mike Bass (Verlon Biggs block) at Washington, Sep. 24, 1972, 32 yards (Jim Bakken kick)

## RETURNS

### Punt Return For Touchdown

By Cardinals: Ted Ginn, Jr. at NY Giants, Sep. 14, 2014, 71 yards (Steve Weatherford punt)  
By Opponent: Diontae Johnson vs. Pittsburgh, Dec. 8, 2019, 85 yards (Andy Lee punt)

### Kickoff Return For Touchdown

By Cardinals: David Johnson at Chicago, Sep. 20, 2015, 108 yards (Robbie Gould kickoff)  
By Opponent: Tyler Lockett at Seattle, Dec. 31, 2017, 99 yards (Phil Dawson kickoff)

### Interception Return For Touchdown

By Cardinals: Zaven Collins vs. Seattle, Nov. 6, 2022 (30 yards, Geno Smith pass)  
By Opponent: Frankie Luvu at Carolina, Oct. 2, 2022 (33 yards, Kyler Murray pass)

### Fumble Return For Touchdown

By Cardinals: Chris Banjo at Seattle, Oct. 16, 2022 (fumble recovery in end zone on punt attempt, Matt Dickson fumble)  
By Opponent: Shaq Lawson vs. Miami, Nov. 8, 2020, 36 yards (Kyler Murray fumble)

## DEFENSE

### Four Interceptions

By Cardinals: Kwamie Lassiter vs. San Diego, Dec. 27, 1998  
By Opponent: Never happened

### Three Interceptions

By Cardinals: Antrel Rolle at Cincinnati, Nov. 18, 2007  
By Opponent: Marcus Trufant at Seattle, Dec. 9, 2007

### Two Interceptions

By Cardinals: Byron Murphy Jr. at Jacksonville, Sep. 26, 2021  
By Opponent: Joe Haden vs. Pittsburgh, Dec. 8, 2019

### Two Interceptions By Teammates

By Cardinals: At Washington, Oct. 16, 1994 (Aeneas Williams and James Williams)  
By Opponent: At Seattle, Dec. 9, 2012 (Richard Sherman and Bobby Wagner)

### Four Quarterback Sacks

By Cardinals: Chandler Jones (5.0) at Tennessee, Sep. 12, 2021  
By Opponent: Cameron Wake (4.5) vs. Miami, Sep. 30, 2012

### Three Quarterback Sacks

By Cardinals: Markus Golden at San Francisco, Nov. 7, 2021  
By Opponent: Za'Darius Smith at Minnesota, Oct. 30, 2022

### Two Quarterback Sacks By Teammates

By Cardinals: at Cleveland, Oct. 17, 2021 (Markus Golden 2.0, Jordan Hicks 2.0)  
By Opponent: vs. Carolina, Sep. 22, 2019 (Mario Addison 3.0, Christian Miller 2.0)

### Two Opponent Fumble Recoveries

By Cardinals: Jordan Hicks at San Francisco, Nov. 7, 2021  
By Opponent: J.J. Watt vs. Houston, Nov. 10, 2013

## TEAM SCORING

### 50 Points Scored By Team

By Cardinals: St. Louis 56 at Minnesota 14, Oct. 6, 1963  
By Opponent: Arizona 0 at Seattle 58, Dec. 9, 2012

### 40 Points Scored By Team

By Cardinals: Arizona 42, vs. New Orleans 34, Oct. 20, 2022  
By Opponent: Arizona 21, vs. Kansas City 44, Sep. 11, 2022

### 20 First-Quarter Points

By Cardinals: 21 vs. San Francisco, Sep. 10, 2006  
By Opponent: 21 vs. Denver, Oct. 18, 2018

### 20 Second-Quarter Points

By Cardinals: 25 vs. New Orleans, Oct. 20, 2022  
By Opponent: 20 vs. Philadelphia, Dec. 20, 2020

### 20 Third-Quarter Points

By Cardinals: 21 vs. Green Bay, Dec. 27, 2015  
By Opponent: 21 at San Francisco, Jan. 2, 2011

### 20 Fourth-Quarter Points

By Cardinals: 20 at Seattle, Dec. 24, 2016  
By Opponent: 21 vs. LA Rams, Dec. 6, 2020

### 30 One-Half Points

By Cardinals: 31 in first half vs. San Francisco, Sep. 27, 2015  
By Opponent: 35 in first half vs. Denver, Oct. 18, 2018

### Score Touchdown In Each Quarter

By Cardinals: at Cleveland, Oct. 17, 2021 (7, 16, 7, 7 points)  
By Opponent: at Minnesota, Oct. 30 2022 (7, 7, 14, 6 points)

## OFFENSE

### 500 Yards Total Offense

By Cardinals: 503 vs. Minnesota, Sep. 19, 2021  
By Opponent: 572 vs. Seattle, Oct. 25, 2020

### No Sacks/No Interceptions Allowed

By Cardinals: vs. Indianapolis, Dec. 25, 2021  
By Opponent: vs. Kansas City, Sep. 11, 2022

## DEFENSE

### Shutout

By Cardinals: Arizona 23, vs. NY Giants 0, Dec. 24, 2017 (State Farm Stadium)  
By Opponent: Arizona 0, at LA Rams 34, Sep. 16, 2018 (Los Angeles Memorial Coliseum)

### Shutout At Home

By Cardinals: Arizona 23, vs. NY Giants 0, Dec. 24, 2017 (State Farm Stadium)  
By Opponent: Arizona 0, vs. Seattle 38, Sep. 14, 2003 (Sun Devil Stadium)

### Shutout On The Road

By Cardinals: Arizona 38, at Dallas 0, Nov. 16, 1970 (Cotton Bowl)  
By Opponent: Arizona 0, at LA Rams 34, Sep. 16, 2018 (Los Angeles Memorial Coliseum)

## MISCELLANEOUS

### Overtime Win At Home

By Cardinals: vs. Seattle, Oct. 25, 2020, 37-34 (State Farm Stadium)  
By Opponent: Oct. 14, 2012 vs. Buffalo, 19-16 (State Farm Stadium)

### Overtime Win On The Road

By Cardinals: Sep. 18, 2022 at Las Vegas, 29-23 (Allegiant Stadium)  
By Opponent: Nov. 7, 2010 at Minnesota, 27-24 (Metrodome)

### 10 Or More Penalties

By Cardinals: 12, vs. Seattle, Nov. 6, 2022 (77 yards)  
By Opponent: 10, at Minnesota, Oct. 30, 2022 (86 yards)

### Tie Game

By Cardinals: Sep. 8, 2019 vs. Detroit, 27-27

### Over 40:00 Time of Possession (Non-OT)

By Cardinals: 40:22 at Seattle, Nov. 21, 2021  
By Opponent: 40:12 at San Francisco, Oct. 7, 2018

# CARDINALS MISCELLANEOUS STATS



Season Record.....	3-6	At Home.....	1-4	When won coin toss.....	2-3
In NFC West Games.....	0-3	On the Road.....	2-2	When lost coin toss.....	1-3
In NFC East Games.....	0-1	Outdoors.....	2-2	When scored first.....	0-1
In NFC North Games.....	0-1	Indoors.....	1-4	When opp. scores first.....	3-5
In NFC South Games.....	2-0	On Natural Grass.....	2-4	In overtime games.....	1-0
In September.....	1-2			When Cards out-rushed opponent.....	3-1
In October.....	2-3			When Cards out-passed opponent.....	2-4
In November.....	0-1				
In December.....	0-0			While wearing white jersey/white pants.....	1-2
In January.....	0-0			While wearing white jersey/red pants.....	0-0
				While wearing red jersey/white pants.....	0-2
With roof open at State Farm Stadium.....	1-1			While wearing red jersey/red pants.....	1-1
With roof closed at State Farm Stadium.....	0-3			While wearing black jersey/white-black pants.....	1-1
When Yielding 20 Points or Less.....	1-3			When Tied at Halftime.....	0-0
When Scoring 20 Points or More.....	3-3			When Led at the End of 3 <sup>rd</sup> Quarter.....	1-0
When Led at Halftime.....	1-0			When Trailed at the End of 3 <sup>rd</sup> Quarter.....	1-6
When Trailed at Halftime.....	2-6			When Tied at the End of 3 <sup>rd</sup> Quarter.....	1-0
When Arizona had a 100-yd rusher.....	0-1			When Arizona had a 300-yard passer.....	0-2
When opp. had a 100-yd rusher.....	0-2			When opponent had a 300-yard passer.....	1-1
When Arizona had a 100-yd receiver.....	1-2			When Arizona won turnover margin.....	2-2
When opp. had a 100-yd receiver.....	1-1			When opponent won turnover margin.....	0-3

## Booth Initiated Reviews

Date	Opp	Explanation	Result
9-11	vs. KC	Reviewed the pass completion ruling for ARZ WR Greg Dortch-(Incomplete)	Reversed
9-18	@ LV	Reviewed the runner broke the plane ruling for ARZ WR Marquise Brown-(Short of goal line)	Reversed
		Reviewed the pass completion ruling for ARZ WR A.J. Green-(Incomplete)	Reversed
		Reviewed the pass completion ruling for ARZ WR A.J. Green	Upheld
		Reviewed the runner broke the plane ruling for ARZ CB Byron Murphy Jr.	Upheld
10-9	vs. PHI	Reviewed the interception ruling for ARZ S Jalen Thompson-(Incomplete)	Reversed
10-16	@ SEA	Reviewed the incomplete pass ruling for SEA TE Noah Fant	Upheld
10-20	vs. NO	Reviewed the runner broke the plane ruling for ARZ RB Eno Benjamin on conversion	Upheld
		Reviewed the runner broke the plane ruling for ARZ RB Keaontay Ingram-(Short of goal line)	Reversed
11-6	vs. SEA	Reviewed the pass completion/fumble ruling for ARZ WR Rondale Moore-(Incomplete)	Reversed

## Arizona Instant Replay Challenges (0-1)

Date	Opp	Explanation	Result
10-20	vs. NO	Challenged the runner was inbounds ruling for NO WR Kevin White	Upheld

## Opponent Instant Replay Challenges (0-0)

Date	Opp	Explanation	Result
------	-----	-------------	--------

## Overtime Scoring Plays (1-0)

Date	Opp	Play
9-18	@ LV	CB Byron Murphy Jr. 59-yard fumble return for a touchdown

## Arizona Defensive Touchdowns

Date	Opp	Play
9-18	@ LV	CB Byron Murphy Jr. 59-yard fumble return for a touchdown
10-16	@ SEA	S Chris Banjo recovers fumble by SEA P Michael Dickson in endzone for a touchdown
10-20	vs. NO	CB Marco Wilson 38-yard interception return for a touchdown
		LB Isaiah Simmons 56-yard interception return for a touchdown
11-6	vs. SEA	LB Zaven Collins 30-yard interception return for a touchdown



# CARDINALS MISCELLANEOUS STATS

## Arizona Kick/Punt Return Touchdowns

Date	Opp	Play
------	-----	------

## Arizona Two-Point Conversion Attempts (5-8)

Date	Opp	Play
9-11	vs. KC	Pass attempt from QB Kyler Murray to TE Zach Ertz is successful Pass attempt from QB Kyler Murray to WR A.J. Green is incomplete
9-18	@ LV	Run by QB Kyler Murray is successful Pass attempt from QB Kyler Murray to WR A.J. Green is successful
10-2	@ CAR	QB Kyler Murray is sacked
10-20	vs. NO	Run by RB Eno Benjamin is successful Pass attempt from QB Kyler Murray to TE Zach Ertz is successful
10-30	@ MIN	Pass attempt from QB Kyler Murray to WR DeAndre Hopkins is incomplete

## Arizona Onside Kick Attempts/Recoveries (0-1)

Date	Opp	Play
9-25	vs. LAR	K Matt Prater onside kick is recovered by LAR TE Tyler Higbee



# CARDINALS SCORING DRIVES



## CARDINALS 2022 REGULAR SEASON SCORING DRIVES

DATE	OPPONENT	ACQUIRED	DRIVE START	PLAYS	YARDS	Q	TIME	FIRST DOWNS	SCORING PLAY	ARI	OPP
09/11	Kansas City	Kickoff	ARI 25	11	75	Q1	5:15	6	Q2: J. Conner: 2-yard run	7	14
		Kickoff	ARI 25	14	75	Q3	6:04	5	Q4: M. Brown: 6-yard pass from K. Murray	15	37
		Kickoff	KC 48	6	48	Q4	2:28	3	Z. Ertz: 6-yard pass from K. Murray	21	44
09/18	at Las Vegas	Punt	ARI 21	11	79	Q3	5:27	5	G. Dortch: 5-yard pass from K. Murray	7	20
		Punt	ARI 46	9	54	Q4	3:54	4	Murray	15	23
		Punt	ARI 27	18	73	Q4	4:43	8	D. Williams: 1-yard run K. Murray: 3-yard run	23	23
09/25	L.A. Rams	Punt	ARI 30	19	65	Q2	9:30	5	M. Prater: 23-yard FG	3	13
		Punt	ARI 28	8	47	Q2	0:46	3	M. Prater: 43-yard FG	6	13
		Punt	ARI 11	16	58	Q3	7:47	4	M. Prater: 49-yard FG	9	13
		Fumble	ARI 3	17	84	Q4	5:32	6	M. Prater: 31-yard FG	12	20
10/02	at Carolina	Fumble	ARI 35	8	50	Q2	3:19	2	M. Prater: 33-yard FG	3	7
		Punt	ARI 11	9	89	Q3	5:08	5	Z. Ertz: 2-yard pass from K. Murray	10	10
		Punt	ARI 22	15	57	Q3	9:26	6	Q4: M. Prater: 39-yard FG	13	10
		Interception	CAR 5	2	5	Q4	0:42	1	K. Murray: 4-yard run	20	10
		Downs	CAR 31	3	31	Q4	1:36	1	M. Brown: 23-yard pass from K. Murray	26	10
10/09	Philadelphia	Punt	ARI 43	6	57	Q2	2:16	3	M. Brown: 25-yard pass from K. Murray	7	14
		Punt	ARI 7	16	91	Q2	3:22	5	Murray	10	14
		Punt	ARI 10	12	90	Q3	5:37	6	M. Ammendola: 20-yard FG Q4: E. Benjamin: 11-yard run	17	17
10/16	at Seattle	Kickoff	ARI 19	10	76	Q1	4:40	2	M. Ammendola: 23-yard FG	3	0
10/20	New Orleans	Kickoff	ARI 25	6	43	Q1	1:59	1	R. Blankenship: 50-yard FG	3	7
		Interception	ARI 20	9	70	Q1	3:51	3	Q2: R. Blankenship: 28-yard FG	6	7
		Kickoff	ARI 25	13	75	Q2	8:01	6	K. Ingram: 2-yard run	14	14
		Punt	ARI 15	12	85	Q3	6:31	6	G. Dortch: 5-yard pass from K. Murray	35	17
		Kickoff	ARI 36	8	64	Q4	4:52	4	E. Benjamin: 5-yard run	42	24
10/30	at Minnesota	Kickoff	ARI 25	8	49	Q1	4:08	3	M. Prater: 44-yard FG	3	7
		Punt	ARI 28	10	72	Q2	2:52	5	D. Hopkins: 6-yard pass from K. Murray	10	14
		Punt	ARI 48	5	52	Q3	2:14	3	Murray	17	14
		Kickoff	ARI 30	4	70	Q3	1:40	2	Z. Ertz: 8-yard pass from K. Murray	23	28
		Fumble	MIN 24	7	8	Q3	3:27	1	R. Moore: 38-yard pass from K. Murray Q4: M. Prater: 34-yard FG	26	28
11/06	Seattle	Kickoff	ARI 17	9	83	Q1	4:33	4	D. Hopkins: 22-yard pass from K. Murray	7	3
		Kickoff	ARI 25	14	75	Q4	4:00	6	Z. Ertz: 6-yard pass from K. Murray	21	24
11/13	at L.A. Rams	--	--	--	--	--	--	--	--	--	
11/21	San Francisco	--	--	--	--	--	--	--	--	--	
11/27	L.A. Chargers	--	--	--	--	--	--	--	--	--	
12/12	New England	--	--	--	--	--	--	--	--	--	
12/18	at Denver	--	--	--	--	--	--	--	--	--	
12/25	Tampa Bay	--	--	--	--	--	--	--	--	--	
01/01	at Atlanta	--	--	--	--	--	--	--	--	--	
01/08	at San Francisco	--	--	--	--	--	--	--	--	--	
<b>AVG</b>				<b>10.2</b>	<b>62.9</b>		<b>4:22</b>	<b>4.0</b>			



# CARDINALS DEFENSIVE SUMMARIES

## SEPTEMBER 11, 2022 CARDINALS VS. KANSAS CITY CHIEFS L 44-21

TOP TACKLERS		SACKS		INTS		FORCED FUMBLES		RECOVERED FUMBLES	
PLAYER	NO.	PLAYER	NO.	PLAYER	NO.	PLAYER	NO.	PLAYER	NO.
B. Baker	13					D. Gardeck	1	B. Murphy Jr.	1
J. Thompson	9					R. Lawrence	1		
Z. Collins	7					M. Wilson	1		
M. Dogbe	5								
M. Wilson	5								

## SEPTEMBER 18, 2022 CARDINALS @ LAS VEGAS RAIDERS W 29-23 (OT)

TOP TACKLERS		SACKS		INTS		FORCED FUMBLES		RECOVERED FUMBLES	
PLAYER	NO.	PLAYER	NO.	PLAYER	NO.	PLAYER	NO.	PLAYER	NO.
J. Thompson	10	J. Watt	1.0			Z. Collins	1	B. Murphy Jr.	1
Z. Collins	8					I. Simmons	1		
B. Baker	6								
N. Vigil	5								
D. Gardeck	4								

## SEPTEMBER 25, 2022 CARDINALS VS. LOS ANGELES RAMS L 20-12

TOP TACKLERS		SACKS		INTS		FORCED FUMBLES		RECOVERED FUMBLES	
PLAYER	NO.	PLAYER	NO.	PLAYER	NO.	PLAYER	NO.	PLAYER	NO.
B. Baker	8	J. Watt	1.0			B. Baker	1	J. Thompson	1
J. Thompson	7								
Z. Collins	4								
B. Murphy Jr.	4								
Z. Allen	3								

## OCTOBER 2, 2022 CARDINALS @ CAROLINA PANTHERS W 26-16

TOP TACKLERS		SACKS		INTS		FORCED FUMBLES		RECOVERED FUMBLES	
PLAYER	NO.	PLAYER	NO.	PLAYER	NO.	PLAYER	NO.	PLAYER	NO.
Z. Collins	8	Z. Allen	1.0	D. Gardeck	1			B. Niemann	1
Z. Allen	6	D. Gardeck	1.0	J. Thompson	1				
B. Baker	5								
M. Golden	4								
B. Niemann	3								

## OCTOBER 9, 2022 CARDINALS VS. PHILADELPHIA EAGLES L 20-17

TOP TACKLERS		SACKS		INTS		FORCED FUMBLES		RECOVERED FUMBLES	
PLAYER	NO.	PLAYER	NO.	PLAYER	NO.	PLAYER	NO.	PLAYER	NO.
I. Simmons	13	Z. Allen	1.0						
B. Murphy Jr.	9	B. Murphy Jr.	0.5						
Z. Allen	8	J. Watt	0.5						
M. Wilson	8								
B. Baker	7								

## OCTOBER 16, 2022 CARDINALS @ SEATTLE SEAHAWKS L 19-9

TOP TACKLERS		SACKS		INTS		FORCED FUMBLES		RECOVERED FUMBLES	
PLAYER	NO.	PLAYER	NO.	PLAYER	NO.	PLAYER	NO.	PLAYER	NO.
Z. Collins	8	Z. Collins	2.0			E. Turner	1	C. Banjo	1
M. Golden	8	M. Golden	1.0						
J. Thompson	7	M. Sanders	1.0						
B. Baker	6	C. Thomas	1.0						
M. Wilson	6								

# CARDINALS DEFENSIVE SUMMARIES



OCTOBER 20, 2022  
 CARDINALS VS. NEW ORLEANS SAINTS  
 W 42-34

TOP TACKLERS		SACKS		INTS		FORCED FUMBLES		RECOVERED FUMBLES	
PLAYER	NO.	PLAYER	NO.	PLAYER	NO.	PLAYER	NO.	PLAYER	NO.
Z. Collins	9			A. Hamilton	1				
A. Hamilton	6			I. Simmons	1				
B. Baker	5			M. Wilson	1				
B. Murphy Jr.	5								
I. Simmons	5								

OCTOBER 30, 2022  
 CARDINALS @ MINNESOTA VIKINGS  
 L 34-26

TOP TACKLERS		SACKS		INTS		FORCED FUMBLES		RECOVERED FUMBLES	
PLAYER	NO.	PLAYER	NO.	PLAYER	NO.	PLAYER	NO.	PLAYER	NO.
B. Baker	10	J. Watt	2.0			I. Simmons	1	I. Simmons	1
J. Thompson	6	I. Simmons	1.0						
Z. Collins	5								
L. Fotu	5								
I. Simmons	5								

NOVEMBER 6, 2022  
 CARDINALS VS. SEATTLE SEAHAWKS  
 L 31-21

TOP TACKLERS		SACKS		INTS		FORCED FUMBLES		RECOVERED FUMBLES	
PLAYER	NO.	PLAYER	NO.	PLAYER	NO.	PLAYER	NO.	PLAYER	NO.
B. Baker	11	I. Simmons	1.0	Z. Collins	1				
I. Simmons	8	Z. Allen	0.5						
Z. Collins	7	M. Golden	0.5						
M. Golden	6								
J. Thompson	6								



# CARDINALS TURNOVER ANALYSIS

## 2022 REGULAR SEASON - DEFENSIVE TAKEAWAYS

DATE	OPPONENT	TAKEAWAY	QTR.	SCORE	YD-LINE	RESULT
09/11	Kansas City	B. Murphy Jr. FR (D. Gardeck FF)	2	7-20	KC-42	Downs
09/18	at Las Vegas	B. Murphy Jr. FR (I. Simmons FF)	5	29-23	ARZ-41	TD
09/25	L.A. Rams	J. Thompson FR (B. Baker FF)	4	9-20	ARZ-3	FG
10/02	at Carolina	B. Niemann FR (B. Mayfield fumble)	2	0-7	ARZ-35	FG
		J. Thompson INT (B. Mayfield)	2	3-7	ARZ-18	Punt
		D. Gardeck INT (B. Mayfield)	4	13-10	CAR-29	TD
10/09	Philadelphia	None				
10/16	at Seattle	None				
10/20	New Orleans	A. Hamilton INT (A. Dalton: touchback)	1	3-7	ARZ-(-9)	FG
		M. Wilson INT (A. Dalton)	2	20-14	NO-38	TD
		I. Simmons INT (A. Dalton)	2	28-14	ARZ-44	TD
10/30	at Minnesota	I. Simmons FR (I. Simmons FF)	3	23-28	MIN-24	FG
11/06	Seattle	Z. Collins INT (G. Smith)	3	14-10	SEA-30	TD
11/13	at L.A. Rams	--	--	--	--	--
11/21	San Francisco	--	--	--	--	--
11/27	L.A. Chargers	--	--	--	--	--
12/12	New England	--	--	--	--	--
12/18	at Denver	--	--	--	--	--
12/25	Tampa Bay	--	--	--	--	--
01/01	at Atlanta	--	--	--	--	--
01/08	at San Francisco	--	--	--	--	--

## 2022 REGULAR SEASON - OFFENSIVE GIVEAWAYS

DATE	OPPONENT	TAKEAWAY	QTR.	SCORE	YD-LINE	RESULT
09/11	Kansas City	None				
09/18	at Las Vegas	K. Murray INT (A. Robertson)	2	0-17	LV-20	FG
09/25	L.A. Rams	None				
10/02	at Carolina	K. Murray INT (F. Luvu)	2	0-7	ARZ-33	TD
10/09	Philadelphia	K. Murray INT (C. Gardner-Johnson)	1	0-7	PHI-35	Punt
10/16	at Seattle	K. Murray fumble (C. Bryant FF; T. Woolen FR)	3	3-12	SEA-19	Fumble
		K. Murray INT (T. Woolen)	4	9-19	SEA-25	Punt
10/20	New Orleans	None				
10/30	at Minnesota	K. Murray INT (H. Smith)	3	17-21	ARZ-46	TD
		K. Murray INT (C. Bynum)	4	26-34	MIN-24	Punt
11/06	Seattle	K. Murray fumble (R. Neal FF; J. Jones FR)	2	7-10	SEA-23	End of Half
11/13	at L.A. Rams	--	--	--	--	--
11/21	San Francisco	--	--	--	--	--
11/27	L.A. Chargers	--	--	--	--	--
12/12	New England	--	--	--	--	--
12/18	at Denver	--	--	--	--	--
12/25	Tampa Bay	--	--	--	--	--
01/01	at Atlanta	--	--	--	--	--
01/08	at San Francisco	--	--	--	--	--

## 2022 REGULAR SEASON - SPECIAL TEAMS/MISC TAKEAWAYS

DATE	OPPONENT	TAKEAWAY	QTR.	SCORE	YD-LINE	RESULT
10/16	at Seattle	C. Banjo FR (E. Turner FF)	3	9-12	SEA-(-4)	TD

## 2022 REGULAR SEASON - SPECIAL TEAMS/MISC GIVEAWAYS

DATE	OPPONENT	TAKEAWAY	QTR.	SCORE	YD-LINE	RESULT
10/30	at Minnesota	G. Dortch; T. Dye FR	4	26-28	ARZ-25	TD

## 2022 REGULAR SEASON - TURNOVERS

<b>Offense:</b>	8 Giveaways 17 Points (2 TD, 1 FG)	<b>Ratio</b> +3 (12 takeaways, 9 giveaways)
<b>Defense:</b>	11 Takeaways 46 Points (5 TD, 4 FG)	
<b>Special Teams:</b>	1 Giveaway 6 Points (1 TD, 0 FG)	<b>Points Off Turnovers Ratio</b> +29 (52 scored, 23 allowed)
	1 Takeaway 6 Points (1 TD, 0 FG)	

# CARDINALS BIG PLAYS



DATE	OPPONENT	RUSHES				RECEPTIONS				RETURNS			
		GAIN	PLAYER	QTR	RESULT	GAIN	PLAYER	QTR	RESULT	GAIN	PLAYER	QTR	RESULT
09/11	Kansas City	10	Kyler Murray	1	Punt	24	Greg Dortch	1	TD	44	Eno Benjamin (KR)	4	TD
		21	Kyler Murray	2	TD	26	Marquise Brown	2	Punt				
		16	Eno Benjamin	3	TD	22	Eno Benjamin	4	TD				
		14	Trace McSorley	4	Game								
09/18	at Las Vegas	10	Kyler Murray	3	TD	21	James Conner	2	INT	59t	Byron Murphy Jr. (FR)	5	Fumble
		30	Darrel Williams	4	Downs	29	Greg Dortch	3	TD				
						24	Marquise Brown	4	TD				
09/25	L.A. Rams	10	James Conner	4	FG	20	Marquise Brown	2	FG				
10/02	at Carolina	15	Eno Benjamin	1	Downs	21	Marquise Brown	2	FG				
		13	Darrel Williams	3'	FG	23	Zach Ertz	3	TD				
		10	Kyler Murray	3	FG	23t	Marquise Brown	4	TD				
10/09	Philadelphia	13	James Conner	2	TD	25t	Marquise Brown	2	TD				
		17	James Conner	2	FG	28	Rondale Moore	4	TD				
		13	Kyler Murray	4'	TD								
		11t	Eno Benjamin	4'	TD								
		15	Kyler Murray	4	Miss FG								
10/16	at Seattle	42	Kyler Murray	1	FG	26	Rondale Moore	1	FG				
		15	Kyler Murray	3	Downs	24	Marquise Brown	2	Punt				
		15	Kyler Murray	4	INT	32	Zach Ertz	3	Fumble				
						26	Marquise Brown	4	Downs				
10/20	New Orleans	17	Kyler Murray	1'	FG	31	Rondale Moore	1	FG	38t	Marco Wilson (INT)	2	INT
		45	Eno Benjamin	1'	FG	24	Keaontay Ingram	2	TD	56t	Isaiah Simmons (INT)	2	INT
		11	Kyler Murray	2'	FG					31	Greg Dortch (KR)	4	TD
		11	Keaontay Ingram	3	TD								
10/30	at Minnesota					33	DeAndre Hopkins	3	TD				
						27	Rondale Moore	3'	TD				
						38t	Rondale Moore	3'	TD				
						24	DeAndre Hopkins	4	Game				
11/06	Seattle	21	Kyler Murray	1'	TD	22t	DeAndre Hopkins	1	TD	30t	Zaven Collins (INT)	3	INT
		11	James Conner	1'	TD								
		17	Kyler Murray	2	Fumble								
		14	James Conner	4	TD								
11/13	at L.A. Rams	--	--	--	--	--	--	--	--	--	--	--	
11/21	San Francisco	--	--	--	--	--	--	--	--	--	--	--	
11/27	L.A. Chargers	--	--	--	--	--	--	--	--	--	--	--	
12/12	New England	--	--	--	--	--	--	--	--	--	--	--	
12/18	at Denver	--	--	--	--	--	--	--	--	--	--	--	
12/25	Tampa Bay	--	--	--	--	--	--	--	--	--	--	--	
01/01	at Atlanta	--	--	--	--	--	--	--	--	--	--	--	
01/08	at San Francisco	--	--	--	--	--	--	--	--	--	--	--	

' - result within the same drive



# OPPONENT BIG PLAYS

DATE	OPPONENT	RUSHES				RECEPTIONS				RETURNS			
		GAIN	PLAYER	QTR	RESULT	GAIN	PLAYER	QTR	RESULT	GAIN	PLAYER	QTR	RESULT
09/11	Kansas City	18	Clyde Edwards-Helaire	1	TD	25	Clyde Edwards-Helaire	1'	TD				
		18	Jerick McKinnon	3	TD	20	Juju Smith-Schuster	1'	TD				
		11	Isiah Pacheco	4'	TD	35	Travis Kelce	3'	TD				
		19	Isiah Pacheco	4'	TD	30	Sky Moore	3'	TD				
		22	Isiah Pacheco	4	Punt	26	Travis Kelce	3	TD				
09/18	at Las Vegas	13	Josh Jacobs	1	TD	20	Mack Hollins	1'	TD				
						23	Mack Hollins	1'	TD				
						20	Hunter Renfrow	2'	TD				
						23	Ameer Abdullah	2	TD				
						28	Kendall Blanton	1'	FG	31	Brandon Powell (KR)	2	Half
09/25	L.A. Rams	14	Cam Akers	3'	TD	26	Ben Skowronek	1'	FG				
		14t	Cam Akers	3'	TD	26	Tyler Higbee	3	TD				
		12	Cam Akers	4	Fumble	32	Ben Skowronek	4	Fumble				
						34	Christian McCaffrey	4	TD	33t	Frankie Luvu (INT)	2	INT
10/02	at Carolina	10	Christian McCaffrey	1	Punt								
		10	Christian McCaffrey	2'	INT								
		11	DJ Moore	2	INT								
10/09	Philadelphia	17	Jalen Hurts	2'	TD	22	DeVonta Smith	1'	TD				
		10	Jalen Hurts	2'	TD	20	DeVonta Smith	1'	TD				
		12	Miles Sanders	3'	FG	31	Dallas Goedert	3	Punt				
		13	Jalen Hurts	3'	FG								
		11	Kenneth Gainwell	4	FG								
10/16	at Seattle	17	Kenneth Walker III	1'	FG	22	Marquise Goodwin	2	FG				
		34	Kenneth Walker III	1'	FG								
		24	Geno Smith	2	FG								
		21	Kenneth Walker III	3	FG								
		11t	Kenneth Walker III	4	TD								
10/20	New Orleans	17	Alvin Kamara	1	TD	53t	Rashid Shaheed	1	TD				
		10	Alvin Kamara	1	INT	64	Kevin White	2	TD				
		10	Alvin Kamara	2	INT	41	Chris Olave	3	FG				
		14	Andy Dalton	2	INT	20	Tre'Quan Smith	4	FG				
10/30	at Minnesota	17t	Kirk Cousins	1	TD	28	Justin Jefferson	1	TD				
		30	Dalvin Cook	1	Downs	29	Justin Jefferson	3	TD				
		19	Dalvin Cook	2'	TD								
		11	Dalvin Cook	2'	TD								
		15	Alexander Mattison	2'	TD								
		11	Alexander Mattison	2	Punt								
11/06	Seattle	12	Dalvin Cook	4	TD								
		15	Kenneth Walker III	2	TD	22	Travis Homer	2'	Half				
		18	Geno Smith	4'	TD	30	Tyler Lockett	2'	Half				
		12	Geno Smith	4'	TD	51	Noah Fant	4	TD				
		12	Kenneth Walker III	4'	TD								
12	Kenneth Walker III	4	TD										
11/13	at L.A. Rams	--	--	--	--	--	--	--	--	--	--	--	
11/21	San Francisco	--	--	--	--	--	--	--	--	--	--	--	
11/27	L.A. Chargers	--	--	--	--	--	--	--	--	--	--	--	
12/12	New England	--	--	--	--	--	--	--	--	--	--	--	
12/18	at Denver	--	--	--	--	--	--	--	--	--	--	--	
12/25	Tampa Bay	--	--	--	--	--	--	--	--	--	--	--	
01/01	at Atlanta	--	--	--	--	--	--	--	--	--	--	--	
01/08	at San Francisco	--	--	--	--	--	--	--	--	--	--	--	

# CARDINALS SCORING AND TAKEAWAY CHART



DATE	OPPONENT	W/L/T	CARDINALS						OPPONENTS						POINT DIFF	OVERALL RECORD
			1ST	2ND	3RD	4TH	OT	TOTAL	1ST	2ND	3RD	4TH	OT	TOTAL		
9/11	Kansas City	L	0	7	0	14	--	21	14	9	14	7	--	44	-23	0-1
9/18	at Las Vegas	W	0	0	7	16	6	29	7	13	3	0	0	23	+6	1-1
9/25	L.A. Rams	L	0	6	3	3	--	12	10	3	7	0	--	20	-8	1-2
10/2	at Carolina	W	0	3	7	16	--	26	0	10	0	6	--	16	+10	2-2
10/9	Philadelphia	L	0	10	0	7	--	17	7	7	3	3	--	20	-3	2-3
10/16	at Seattle	L	3	0	6	0	--	9	3	6	3	7	--	19	-10	2-4
10/20	New Orleans	W	3	25	7	7	--	42	7	7	3	17	--	34	+8	3-4
10/30	at Minnesota	L	3	7	13	3	--	26	7	7	14	6	--	34	-8	3-5
11/6	Seattle	L	7	0	7	7	--	21	3	7	7	14	--	31	-10	3-6
11/13	at L.A. Rams	--	--	--	--	--	--	--	--	--	--	--	--	--	--	--
11/21	San Francisco	--	--	--	--	--	--	--	--	--	--	--	--	--	--	--
11/27	L.A. Chargers	--	--	--	--	--	--	--	--	--	--	--	--	--	--	--
12/12	New England	--	--	--	--	--	--	--	--	--	--	--	--	--	--	--
12/18	at Denver	--	--	--	--	--	--	--	--	--	--	--	--	--	--	--
12/25	Tampa Bay	--	--	--	--	--	--	--	--	--	--	--	--	--	--	--
1/1	at Atlanta	--	--	--	--	--	--	--	--	--	--	--	--	--	--	--
1/8	at San Francisco	--	--	--	--	--	--	--	--	--	--	--	--	--	--	--
<b>2022 TOTALS</b>		<b>3-6</b>	<b>16</b>	<b>58</b>	<b>50</b>	<b>73</b>	<b>6</b>	<b>203</b>	<b>58</b>	<b>69</b>	<b>54</b>	<b>60</b>	<b>0</b>	<b>241</b>	<b>-38</b>	<b>3-6</b>
<b>AVG/GAME</b>			<b>1.8</b>	<b>6.4</b>	<b>5.6</b>	<b>8.1</b>	<b>6.0</b>	<b>22.6</b>	<b>6.4</b>	<b>7.7</b>	<b>6.0</b>	<b>6.7</b>	<b>0.0</b>	<b>26.8</b>	<b>-4.2</b>	

## 2022 REGULAR SEASON TAKEAWAY/GIVEAWAY CHART

DATE	OPPONENT	ARI +/- RATIO	ARI TAKEAWAYS	POINTS OFF TAKEAWAYS	ARI GIVEAWAYS	POINTS OFF GIVEAWAYS	POINTS OFF TO RATIO
09/11	Kansas City	+1	1 (1 FUM, 0 INT)	0	0 (0 FUM, 0 INT)	0	0
09/18	at Las Vegas	0	1 (1 FUM, 0 INT)	6	1 (0 FUM, 1 INT)	3	+3
09/25	L.A. Rams	+1	1 (1 FUM, 0 INT)	3	0 (0 FUM, 0 INT)	0	+3
10/02	at Carolina	+2	3 (1 FUM, 2 INT)	10	1 (0 FUM, 1 INT)	7	+3
10/09	Philadelphia	-1	0 (0 FUM, 0 INT)	0	1 (0 FUM, 1 INT)	0	0
10/16	at Seattle	-1	1 (1 FUM, 0 INT)	6	2 (1 FUM, 1 INT)	0	+6
10/20	New Orleans	+3	3 (0 FUM, 3 INT)	17	0 (0 FUM, 0 INT)	0	+17
10/30	at Minnesota	-2	1 (1 FUM, 0 INT)	3	3 (1 FUM, 2 INT)	13	-10
11/06	Seattle	0	1 (0 FUM, 1 INT)	7	1 (1 FUM, 0 INT)	0	+7
11/13	at L.A. Rams	--	--	--	--	--	--
11/21	San Francisco	--	--	--	--	--	--
11/27	L.A. Chargers	--	--	--	--	--	--
12/12	New England	--	--	--	--	--	--
12/18	at Denver	--	--	--	--	--	--
12/25	Tampa Bay	--	--	--	--	--	--
01/01	at Atlanta	--	--	--	--	--	--
01/08	at San Francisco	--	--	--	--	--	--
<b>TOTALS</b>		<b>+3</b>	<b>12 (6 FUM, 6 INT)</b>	<b>52</b>	<b>9 (3 FUM, 6 INT)</b>	<b>23</b>	<b>+29</b>



# POSSESSION BREAKDOWN

DATE	OPPONENT	STARTING QB	POSS	TD	PAT	2-PT	M-2PT	FG	FGA	FGM	BK-FG	PUNT	INT	FUM	SAF	DWNS	HF	GM	PTS	TD%	SCORE%	PTS/POSS
9/11	Kansas City	K. Murray	11	3	2	2	1	0	0	0	0	5	0	0	0	1	1	1	21	27.3	27.3	1.91
9/18	at Las Vegas	K. Murray	9	3	3	2	2	0	0	0	0	3	1	0	0	2	0	0	23	33.3	33.3	2.56
9/25	L.A. Rams	K. Murray	9	0	0	0	0	4	4	0	0	4	0	0	0	1	0	0	12	0.0	44.4	1.33
10/2	at Carolina	K. Murray	12	3	2	1	0	2	2	0	0	3	1	0	0	2	0	1	26	25.0	41.7	2.17
10/9	Philadelphia	K. Murray	9	2	2	0	0	1	2	1	0	4	1	0	0	0	0	0	17	22.2	33.3	1.89
10/16	at Seattle	K. Murray	11	0	0	0	0	1	1	0	0	4	1	1	0	3	0	1	3	0.0	9.1	0.27
10/20	New Orleans	K. Murray	10	3	4	2	2	2	2	0	0	4	0	0	0	0	0	1	28	30.0	50.0	2.80
10/30	at Minnesota	K. Murray	12	3	2	1	0	2	2	0	0	3	2	1	0	1	0	1	26	25.0	41.7	2.17
11/6	Seattle	K. Murray	10	2	3	0	0	0	0	0	0	6	0	1	0	1	0	0	14	20.0	20.0	1.40
11/13	at L.A. Rams	--	--	--	--	--	--	--	--	--	--	--	--	--	--	--	--	--	--	--	--	--
11/21	San Francisco	--	--	--	--	--	--	--	--	--	--	--	--	--	--	--	--	--	--	--	--	--
11/27	L.A. Chargers	--	--	--	--	--	--	--	--	--	--	--	--	--	--	--	--	--	--	--	--	--
12/12	New England	--	--	--	--	--	--	--	--	--	--	--	--	--	--	--	--	--	--	--	--	--
12/18	at Denver	--	--	--	--	--	--	--	--	--	--	--	--	--	--	--	--	--	--	--	--	--
12/25	Tampa Bay	--	--	--	--	--	--	--	--	--	--	--	--	--	--	--	--	--	--	--	--	--
1/1	at Atlanta	--	--	--	--	--	--	--	--	--	--	--	--	--	--	--	--	--	--	--	--	--
1/8	at San Francisco	--	--	--	--	--	--	--	--	--	--	--	--	--	--	--	--	--	--	--	--	--
<b>2022 TOTALS</b>			<b>93</b>	<b>19</b>	<b>18</b>	<b>8</b>	<b>5</b>	<b>12</b>	<b>13</b>	<b>1</b>	<b>0</b>	<b>36</b>	<b>6</b>	<b>3</b>	<b>0</b>	<b>11</b>	<b>1</b>	<b>5</b>	<b>170</b>	<b>20.4</b>	<b>33.3</b>	<b>1.83</b>

DATE	OPPONENT	STARTING QB	POSS	TD	PAT	2-PT	M-2PT	FG	FGA	FGM	BK-FG	PUNT	INT	FUM	SAF	DWNS	HF	GM	PTS	TD%	SCORE%	PTS/POSS
9/11	Kansas City	P. Mahomes	10	6	5	0	0	1	1	0	0	2	0	1	0	0	0	0	44	60.0	70.0	4.40
9/18	at Las Vegas	D. Carr	9	2	2	0	0	3	3	0	0	3	0	1	0	0	0	0	23	22.2	55.6	2.56
9/25	L.A. Rams	M. Stafford	10	2	2	0	0	2	2	0	0	3	0	1	0	0	1	1	20	20.0	40.0	2.00
10/2	at Carolina	B. Mayfield	11	1	1	1	0	1	1	0	0	4	2	1	0	2	0	0	9	9.1	18.2	0.82
10/9	Philadelphia	J. Hurts	9	2	2	0	0	2	2	0	0	4	0	0	0	0	0	1	20	22.2	44.4	2.22
10/16	at Seattle	G. Smith	12	1	1	0	0	4	4	0	0	6	0	1	0	0	0	0	19	8.3	41.7	1.58
10/20	New Orleans	A. Dalton	12	4	4	0	0	2	2	0	0	2	3	0	0	0	1	0	34	33.3	50.0	2.83
10/30	at Minnesota	K. Cousins	13	5	4	0	0	0	1	1	1	5	0	1	0	1	0	0	34	38.5	38.5	2.62
11/6	Seattle	G. Smith	12	4	4	0	0	1	1	0	0	3	1	0	0	1	1	1	31	33.3	41.7	2.58
11/13	at L.A. Rams	--	--	--	--	--	--	--	--	--	--	--	--	--	--	--	--	--	--	--	--	--
11/21	San Francisco	--	--	--	--	--	--	--	--	--	--	--	--	--	--	--	--	--	--	--	--	--
11/27	L.A. Chargers	--	--	--	--	--	--	--	--	--	--	--	--	--	--	--	--	--	--	--	--	--
12/12	New England	--	--	--	--	--	--	--	--	--	--	--	--	--	--	--	--	--	--	--	--	--
12/18	at Denver	--	--	--	--	--	--	--	--	--	--	--	--	--	--	--	--	--	--	--	--	--
12/25	Tampa Bay	--	--	--	--	--	--	--	--	--	--	--	--	--	--	--	--	--	--	--	--	--
1/1	at Atlanta	--	--	--	--	--	--	--	--	--	--	--	--	--	--	--	--	--	--	--	--	--
1/8	at San Francisco	--	--	--	--	--	--	--	--	--	--	--	--	--	--	--	--	--	--	--	--	--
<b>2022 TOTALS</b>			<b>98</b>	<b>27</b>	<b>25</b>	<b>1</b>	<b>0</b>	<b>16</b>	<b>17</b>	<b>1</b>	<b>1</b>	<b>32</b>	<b>6</b>	<b>6</b>	<b>0</b>	<b>4</b>	<b>3</b>	<b>3</b>	<b>234</b>	<b>27.6</b>	<b>43.9</b>	<b>2.39</b>



# THIRD DOWN EFFICIENCY ANALYSIS



## CARDINALS 2022 REGULAR SEASON THIRD DOWN EFFICIENCY

### CARDINALS

Date	Opponent	3rd & 1	3rd & 2	3rd & 3	3rd & 4	3rd & 5	3rd & 6	3rd & 7	3rd & 8	3rd & 9	3rd & 10+	Total
09/11	Kansas City	1 / 2	0 / 0	0 / 1	0 / 1	1 / 4	0 / 1	0 / 0	0 / 0	1 / 1	0 / 2	3 / 12
09/18	at Las Vegas	1 / 3	0 / 1	0 / 1	0 / 2	1 / 2	1 / 1	0 / 0	0 / 0	0 / 1	0 / 2	3 / 13
09/25	L.A. Rams	1 / 3	2 / 3	1 / 1	0 / 1	0 / 1	0 / 0	0 / 0	0 / 1	0 / 1	2 / 7	6 / 18
10/02	at Carolina	3 / 3	2 / 3	1 / 1	0 / 1	0 / 1	0 / 3	0 / 0	0 / 0	0 / 1	0 / 2	6 / 15
10/09	Philadelphia	2 / 3	0 / 0	2 / 2	0 / 1	1 / 1	1 / 1	0 / 1	1 / 1	0 / 1	1 / 3	8 / 14
10/16	at Seattle	0 / 0	0 / 0	0 / 2	1 / 1	0 / 1	2 / 5	1 / 1	0 / 1	0 / 0	0 / 5	4 / 16
10/20	New Orleans	0 / 0	0 / 0	1 / 1	0 / 0	0 / 2	0 / 1	0 / 1	1 / 1	0 / 1	1 / 3	3 / 10
10/30	at Minnesota	1 / 1	1 / 1	0 / 0	1 / 2	0 / 0	0 / 0	0 / 2	0 / 1	0 / 0	1 / 4	4 / 11
11/06	Seattle	0 / 1	2 / 2	0 / 0	0 / 3	2 / 2	0 / 0	0 / 0	1 / 1	0 / 0	1 / 5	6 / 14
11/13	at L.A. Rams	--	--	--	--	--	--	--	--	--	--	--
11/21	San Francisco	--	--	--	--	--	--	--	--	--	--	--
11/27	L.A. Chargers	--	--	--	--	--	--	--	--	--	--	--
12/12	New England	--	--	--	--	--	--	--	--	--	--	--
12/18	at Denver	--	--	--	--	--	--	--	--	--	--	--
12/25	Tampa Bay	--	--	--	--	--	--	--	--	--	--	--
01/01	at Atlanta	--	--	--	--	--	--	--	--	--	--	--
01/08	at San Francisco	--	--	--	--	--	--	--	--	--	--	--
<b>TOTALS</b>		<b>9 / 16</b>	<b>7 / 10</b>	<b>5 / 9</b>	<b>2 / 12</b>	<b>5 / 14</b>	<b>4 / 12</b>	<b>1 / 5</b>	<b>3 / 6</b>	<b>1 / 6</b>	<b>6 / 33</b>	<b>43 / 123</b>
		<b>56.3%</b>	<b>70.0%</b>	<b>55.6%</b>	<b>16.7%</b>	<b>35.7%</b>	<b>33.3%</b>	<b>20.0%</b>	<b>50.0%</b>	<b>16.7%</b>	<b>18.2%</b>	<b>35.0%</b>
		<b>3RD &amp; 1-3: 21 / 35 = 60.0%</b>			<b>3RD &amp; 4-6: 11 / 38 = 28.9%</b>			<b>3RD &amp; 7-10+: 11 / 50 = 22.0%</b>				

## OPPONENT 2022 REGULAR SEASON THIRD DOWN EFFICIENCY

### OPPONENT

Date	Opponent	3rd & 1	3rd & 2	3rd & 3	3rd & 4	3rd & 5	3rd & 6	3rd & 7	3rd & 8	3rd & 9	3rd & 10+	Total
09/11	Kansas City	0 / 0	2 / 2	0 / 1	0 / 1	0 / 0	1 / 1	1 / 1	0 / 0	0 / 0	1 / 2	5 / 8
09/18	at Las Vegas	1 / 1	0 / 0	1 / 1	0 / 0	0 / 1	1 / 1	0 / 1	0 / 0	0 / 1	3 / 5	6 / 11
09/25	L.A. Rams	1 / 1	0 / 0	1 / 1	0 / 1	0 / 1	0 / 0	0 / 1	0 / 0	0 / 0	1 / 3	3 / 8
10/02	at Carolina	1 / 2	0 / 1	0 / 0	0 / 0	0 / 2	0 / 0	1 / 2	0 / 0	0 / 0	0 / 3	2 / 10
10/09	Philadelphia	3 / 4	0 / 1	1 / 1	0 / 0	0 / 1	0 / 0	0 / 1	0 / 1	0 / 0	2 / 4	6 / 13
10/16	at Seattle	1 / 2	0 / 1	0 / 0	1 / 1	1 / 1	1 / 2	0 / 1	0 / 1	0 / 0	0 / 5	4 / 14
10/20	New Orleans	2 / 2	1 / 1	0 / 1	0 / 0	1 / 1	0 / 0	0 / 2	0 / 1	1 / 2	1 / 3	6 / 13
10/30	at Minnesota	3 / 3	1 / 2	0 / 1	1 / 1	1 / 2	0 / 1	0 / 0	0 / 1	0 / 0	0 / 2	6 / 13
11/06	Seattle	2 / 2	1 / 1	2 / 2	1 / 2	0 / 0	1 / 2	1 / 2	0 / 0	0 / 1	2 / 3	10 / 15
11/13	at L.A. Rams	--	--	--	--	--	--	--	--	--	--	--
11/21	San Francisco	--	--	--	--	--	--	--	--	--	--	--
11/27	L.A. Chargers	--	--	--	--	--	--	--	--	--	--	--
12/12	New England	--	--	--	--	--	--	--	--	--	--	--
12/18	at Denver	--	--	--	--	--	--	--	--	--	--	--
12/25	Tampa Bay	--	--	--	--	--	--	--	--	--	--	--
01/01	at Atlanta	--	--	--	--	--	--	--	--	--	--	--
01/08	at San Francisco	--	--	--	--	--	--	--	--	--	--	--
<b>TOTALS</b>		<b>14 / 17</b>	<b>5 / 9</b>	<b>5 / 8</b>	<b>3 / 6</b>	<b>3 / 9</b>	<b>4 / 7</b>	<b>3 / 11</b>	<b>0 / 4</b>	<b>1 / 4</b>	<b>10 / 30</b>	<b>48 / 105</b>
		<b>82.4%</b>	<b>55.6%</b>	<b>62.5%</b>	<b>50.0%</b>	<b>33.3%</b>	<b>57.1%</b>	<b>27.3%</b>	<b>0.0%</b>	<b>25.0%</b>	<b>33.3%</b>	<b>45.7%</b>
		<b>3RD &amp; 1-3: 24 / 34 = 70.6%</b>			<b>3RD &amp; 4-6: 10 / 22 = 45.5%</b>			<b>3RD &amp; 7-10+: 14 / 49 = 28.6%</b>				



# RED ZONE BREAKDOWN

## CARDINALS

Date	Opponent	Pos	TD	PAT	2-Pt.	Miss		Blk/				Drive Ends				Score		
						PAT	FG	FGA	MFG	INT	Fum	Dwns	Half	Game	Pts	TD%	Pct.	Pts/Poss
09/11	Kansas City	3	3	1	1	0	0	0	0	0	0	0	0	0	21	100.0	100.0	7.0
09/18	at Las Vegas	4	3	1	2	0	0	0	0	0	0	1	0	0	23	75.0	75.0	5.8
09/25	L.A. Rams	2	0	0	0	0	2	2	0	0	0	0	0	0	6	0.0	100.0	3.0
10/02	at Carolina	5	2	2	0	0	2	2	0	0	0	1	0	0	20	40.0	80.0	4.0
10/09	Philadelphia	2	1	1	0	0	1	1	0	0	0	0	0	0	10	50.0	100.0	5.0
10/16	at Seattle	2	0	0	0	0	1	1	0	0	0	1	0	0	3	0.0	50.0	1.5
10/20	New Orleans	4	3	2	1	0	1	1	0	0	0	0	0	0	25	75.0	100.0	6.3
10/30	at Minnesota	3	2	2	0	0	1	1	0	0	0	0	0	0	17	66.7	100.0	5.7
11/06	Seattle	1	1	1	0	0	0	0	0	0	0	0	0	0	7	100.0	100.0	7.0
11/13	at L.A. Rams	--	--	--	--	--	--	--	--	--	--	--	--	--	--	--	--	--
11/21	San Francisco	--	--	--	--	--	--	--	--	--	--	--	--	--	--	--	--	--
11/27	L.A. Chargers	--	--	--	--	--	--	--	--	--	--	--	--	--	--	--	--	--
12/12	New England	--	--	--	--	--	--	--	--	--	--	--	--	--	--	--	--	--
12/18	at Denver	--	--	--	--	--	--	--	--	--	--	--	--	--	--	--	--	--
12/25	Tampa Bay	--	--	--	--	--	--	--	--	--	--	--	--	--	--	--	--	--
01/01	at Atlanta	--	--	--	--	--	--	--	--	--	--	--	--	--	--	--	--	--
01/08	at San Francisco	--	--	--	--	--	--	--	--	--	--	--	--	--	--	--	--	--
<b>TOTALS</b>		<b>26</b>	<b>15</b>	<b>10</b>	<b>4</b>	<b>0</b>	<b>8</b>	<b>8</b>	<b>0</b>	<b>0</b>	<b>0</b>	<b>3</b>	<b>0</b>	<b>0</b>	<b>132</b>	<b>57.7</b>	<b>88.5</b>	<b>5.1</b>

## OPPONENT

Date	Opponent	Pos	TD	PAT	2-Pt.	Miss		Blk/				Drive Ends				Score		
						PAT	FG	FGA	MFG	INT	Fum	Dwns	Half	Game	Pts	TD%	Pct.	Pts/Poss
09/11	Kansas City	6	6	5	0	1	0	0	0	0	0	0	0	0	41	100.0	100.0	6.8
09/18	at Las Vegas	4	2	2	0	0	2	2	0	0	0	0	0	0	20	50.0	100.0	5.0
09/25	L.A. Rams	3	1	1	0	0	1	1	0	0	1	0	0	0	10	33.3	66.7	3.3
10/02	at Carolina	1	1	0	0	0	0	0	0	0	0	0	0	0	6	100.0	100.0	6.0
10/09	Philadelphia	4	2	2	0	0	2	2	0	0	0	0	0	0	20	50.0	100.0	5.0
10/16	at Seattle	5	1	1	0	0	4	4	0	0	0	0	0	0	19	20.0	100.0	3.8
10/20	New Orleans	5	3	3	0	0	1	1	0	1	0	0	0	0	24	60.0	80.0	4.8
10/30	at Minnesota	5	5	4	0	1	0	0	0	0	0	0	0	0	34	100.0	100.0	6.8
11/06	Seattle	4	4	4	0	0	0	0	0	0	0	0	0	0	28	100.0	100.0	7.0
11/13	at L.A. Rams	--	--	--	--	--	--	--	--	--	--	--	--	--	--	--	--	--
11/21	San Francisco	--	--	--	--	--	--	--	--	--	--	--	--	--	--	--	--	--
11/27	L.A. Chargers	--	--	--	--	--	--	--	--	--	--	--	--	--	--	--	--	--
12/12	New England	--	--	--	--	--	--	--	--	--	--	--	--	--	--	--	--	--
12/18	at Denver	--	--	--	--	--	--	--	--	--	--	--	--	--	--	--	--	--
12/25	Tampa Bay	--	--	--	--	--	--	--	--	--	--	--	--	--	--	--	--	--
01/01	at Atlanta	--	--	--	--	--	--	--	--	--	--	--	--	--	--	--	--	--
01/08	at San Francisco	--	--	--	--	--	--	--	--	--	--	--	--	--	--	--	--	--
<b>TOTALS</b>		<b>37</b>	<b>25</b>	<b>22</b>	<b>0</b>	<b>2</b>	<b>10</b>	<b>10</b>	<b>0</b>	<b>1</b>	<b>1</b>	<b>0</b>	<b>0</b>	<b>0</b>	<b>202</b>	<b>67.6</b>	<b>94.6</b>	<b>5.5</b>

# CARDINALS HIGHS AND LOWS



HIGH	DATE	OPPONENT	OFFENSIVE CATEGORY	OPPONENT	DATE	LOW
42	10/20	vs. New Orleans	Points	at Seattle	10/16	9
25	10/20	vs. New Orleans	Points in a Quarter	vs. Kansas City	9/11	0
				at Las Vegas	9/18	
				vs. L.A. Rams	9/25	
				at Carolina	10/2	
				vs. Philadelphia	10/9	
				at Seattle	10/16	
				vs. Seattle	11/6	
28	10/20	vs. New Orleans	Points in a Half	at Las Vegas	9/18	0
5	10/20	vs. New Orleans	Total Touchdowns	vs. L.A. Rams	9/25	0
81	9/25	vs. L.A. Rams	Total Plays	vs. New Orleans	10/20	60
413	9/18	at Las Vegas	Total Net Yards	vs. Seattle	11/6	262
28	9/18	at Las Vegas	Total First Downs	at Seattle	10/16	15
				vs. Seattle	11/6	
11	9/18	at Las Vegas	First Downs Rushing	at Seattle	10/16	5
				at Minnesota	10/30	
				vs. Seattle	11/6	
17	10/30	at Minnesota	First Downs Passing	vs. Seattle	11/6	8
4	9/18	at Las Vegas	First Down Penalties	vs. Kansas City	9/11	0
				vs. L.A. Rams	9/25	
				vs. Philadelphia	10/9	
				at Seattle	10/16	
57.1%	10/9	vs. Philadelphia	Third Down Efficiency	at Las Vegas	9/18	23.1%
5.4	10/20	vs. New Orleans	Average Yards Per Play	vs. Seattle	11/6	4.3
144	10/16	at Seattle	Total Net Yards Rushing	vs. L.A. Rams	9/25	70
37	10/2	at Carolina	Rushing Attempts	vs. L.A. Rams	9/25	21
				vs. Seattle	11/6	
5.8	11/6	vs. Seattle	Rushing Average Yards	vs. L.A. Rams	9/25	3.3
2	9/18	at Las Vegas	Rushing Touchdowns	vs. L.A. Rams	9/25	0
				at Seattle	10/16	
				at Minnesota	10/30	
				vs. Seattle	11/6	
297	10/30	at Minnesota	Total Net Yards Passing	vs. Seattle	11/6	140
58	9/25	vs. L.A. Rams	Passing Attempts	vs. New Orleans	10/20	29
37	9/25	vs. L.A. Rams	Passing Completions	vs. New Orleans	10/20	20
3	10/30	at Minnesota	Passing Touchdowns	vs. L.A. Rams	9/25	0
				at Seattle	10/16	
6.2	10/2	at Carolina	Passing Yards Average	vs. Seattle	11/6	3.5
2	10/30	at Minnesota	Passes Thrown for Interception	vs. Kansas City	9/11	0
				vs. L.A. Rams	9/25	
				vs. New Orleans	10/20	
				vs. Seattle	11/6	
6	10/16	at Seattle	Times Sacked	at Las Vegas	9/18	1
				at Carolina	10/2	
				vs. Philadelphia	10/9	
6	10/16	at Seattle	QB Sacks	at Las Vegas	9/18	1
				at Carolina	10/2	
				vs. Philadelphia	10/9	
51	10/16	at Seattle	Sack Yards Lost	at Carolina	10/2	1
6	11/6	vs. Seattle	Total Punts	at Las Vegas	9/18	3
				at Carolina	10/2	
				at Minnesota	10/30	
288	11/6	vs. Seattle	Total Punt Yards	at Las Vegas	9/18	136
56.7	10/2	at Carolina	Punt Gross Average Yards	vs. L.A. Rams	9/25	40
44.3	10/30	at Minnesota	Punt Net Average Yards	vs. L.A. Rams	9/25	29
3	9/25	vs. L.A. Rams	Punt Returns	vs. New Orleans	10/20	0
21	10/16	at Minnesota	Punt Return Yards	vs. Kansas City	9/11	-1
10.5	9/18	at Las Vegas	Punt Return Yards Average	vs. Kansas City	9/11	-1.0
4	11/6	vs. Seattle	Kickoff Returns	vs. L.A. Rams	9/25	0
81	11/6	vs. Seattle	Kickoff Return Yards	vs. L.A. Rams	9/25	0
12	9/18	at Las Vegas	Total Penalties	vs. Philadelphia	10/9	2
120	9/18	at Las Vegas	Penalty Yards	vs. Philadelphia	10/9	15
3	9/11	vs. Kansas City	Total Fumbles	at Las Vegas	9/18	0
				vs. Philadelphia	10/9	
1	10/16	at Seattle	Fumbles Lost	vs. Kansas City	9/11	0
				at Las Vegas	9/18	
				vs. L.A. Rams	9/25	
				at Carolina	10/2	
				vs. Philadelphia	10/9	
				vs. New Orleans	10/20	
38:35	10/2	at Carolina	Time of Possession	vs. Kansas City	9/11	25:18
3	10/30	at Minnesota	Turnovers	vs. Kansas City	9/11	0
				vs. L.A. Rams	9/25	
				vs. New Orleans	10/20	



# CARDINALS HIGHS AND LOWS

HIGH	DATE	OPPONENT	DEFENSIVE CATEGORY	OPPONENT	DATE	LOW
44	9/11	vs. Kansas City	Points	at Carolina	10/2	16
17	10/20	vs. New Orleans	Points in a Quarter	at Las Vegas	9/18	0
				vs. L.A. Rams	9/25	
				at Carolina	10/2	
23	9/11	vs. Kansas City	Points in a Half	at Las Vegas	9/18	3
6	9/11	vs. Kansas City	Total Touchdowns	at Seattle	10/16	1
71	10/9	vs. Philadelphia	Total Plays	vs. L.A. Rams	9/25	46
	10/20	vs. New Orleans				
494	10/20	vs. New Orleans	Total Net Yards	at Carolina	10/2	220
33	9/11	vs. Kansas City	Total First Downs	at Carolina	10/2	11
12	10/9	vs. Philadelphia	First Downs Rushing	at Carolina	10/2	3
22	9/11	vs. Kansas City	First Downs Passing	at Carolina	10/2	8
4	9/11	vs. Kansas City	First Down Penalties	vs. L.A. Rams	9/25	0
				at Carolina	10/2	
				vs. Philadelphia	10/9	
66.7%	11/6	vs. Seattle	Third Down Efficiency	at Carolina	10/2	20.0%
7.4	9/11	vs. Kansas City	Average Yards Per Play	at Carolina	10/2	4.3
	9/25	vs. L.A. Rams				
173	10/30	at Minnesota	Total Net Yards Rushing	at Carolina	10/2	40
34	11/6	vs. Seattle	Rushing Attempts	at Carolina	10/2	13
6	10/30	at Minnesota	Rushing Average Yards	at Carolina	10/2	3.1
3	10/30	at Minnesota	Rushing Touchdowns	at Las Vegas	9/18	0
				at Carolina	10/2	
				vs. New Orleans	10/20	
409	10/20	vs. New Orleans	Total Net Yards Passing	at Seattle	10/16	160
49	10/20	vs. New Orleans	Passing Attempts	vs. L.A. Rams	9/25	25
32	10/20	vs. New Orleans	Passing Completions	vs. L.A. Rams	9/25	18
5	9/11	vs. Kansas City	Passing Touchdowns	vs. L.A. Rams	9/25	0
				vs. Philadelphia	10/9	
				at Seattle	10/16	
9.2	9/11	vs. Kansas City	Passing Yards Average	at Seattle	10/16	4.4
	9/25	vs. L.A. Rams				
3	10/20	vs. New Orleans	Passes Thrown for Interception	vs. Kansas City	9/11	0
				at Las Vegas	9/18	
				vs. L.A. Rams	9/25	
				vs. Philadelphia	10/9	
				at Seattle	10/16	
				at Minnesota	10/30	
5	10/16	at Seattle	Times Sacked	vs. Kansas City	9/11	0
				vs. New Orleans	10/20	
5	10/16	at Seattle	QB Sacks	vs. Kansas City	9/11	0
				vs. New Orleans	10/20	
37	10/16	at Seattle	Sack Yards Lost	vs. Kansas City	9/11	0
				vs. New Orleans	10/20	
6	10/16	at Seattle	Total Punts	vs. Kansas City	9/11	2
				vs. New Orleans	10/20	
293	10/16	at Seattle	Total Punt Yards	vs. New Orleans	10/20	94
54	9/11	vs. Kansas City	Punt Gross Average Yards	vs. L.A. Rams	9/25	45
	11/6	vs. Seattle				
51.7	11/6	vs. Seattle	Punt Net Average Yards	vs. L.A. Rams	9/25	41
5	9/11	vs. Kansas City	Punt Returns	at Las Vegas	9/18	0
44	9/11	vs. Kansas City	Punt Return Yards	at Las Vegas	9/18	0
	9/25	vs. L.A. Rams				
14.0	10/2	at Carolina	Punt Return Yards Average	at Las Vegas	9/18	0.0
	10/20	vs. New Orleans				
4	10/2	at Carolina	Kickoff Returns	at Las Vegas	9/18	0
				vs. Philadelphia	10/9	
				at Seattle	10/16	
				at Minnesota	10/30	
62	10/2	at Carolina	Kickoff Return Yards	at Las Vegas	9/18	0
				vs. Philadelphia	10/9	
				at Seattle	10/16	
				at Minnesota	10/30	
10	9/18	at Las Vegas	Total Penalties	vs. Kansas City	9/11	3
	10/30	at Minnesota		vs. Philadelphia	10/9	
86	10/30	at Minnesota	Penalty Yards	vs. Kansas City	9/11	25
5	9/11	vs. Kansas City	Total Fumbles	vs. New Orleans	10/20	0
1	9/11	vs. Kansas City	Fumbles Lost	vs. Philadelphia	10/9	0
	9/18	at Las Vegas		vs. New Orleans	10/20	
	9/25	vs. L.A. Rams		vs. Seattle	11/6	
	10/2	at Carolina				
	10/16	at Seattle				
	10/30	at Minnesota				
34:42	9/11	vs. Kansas City	Time of Possession	at Carolina	10/2	21:25
3	10/2	at Carolina	Turnovers	vs. Philadelphia	10/9	0
	10/20	vs. New Orleans				



## 2022 REGULAR SEASON CARDINALS INDIVIDUAL SINGLE-GAME HIGHS

			OPPONENT	DATE	
<b>Touchdowns</b>	1	Zach Ertz	vs. Seahawks	11/06	
		DeAndre Hopkins	vs. Seahawks	11/06	
		Zach Ertz	at Vikings	10/30	
		DeAndre Hopkins	at Vikings	10/30	
		Rondale Moore	at Vikings	10/30	
		Eno Benjamin	vs. Saints	10/20	
		Greg Dortch	vs. Saints	10/20	
		Keaontay Ingram	vs. Saints	10/20	
		Eno Benjamin	vs. Eagles	10/09	
		Marquise Brown	vs. Eagles	10/09	
		Marquise Brown	at Panthers	10/02	
		Zach Ertz	at Panthers	10/02	
		Kyler Murray	at Panthers	10/02	
		Greg Dortch	at Raiders	09/18	
		Kyler Murray	at Raiders	09/18	
		Darrel Williams	at Raiders	09/18	
		Marquise Brown	vs. Chiefs	09/11	
		James Conner	vs. Chiefs	09/11	
		Zach Ertz	vs. Chiefs	09/11	
		Kyler Murray	vs. Rams	09/25	
	<b>Passes Attempted</b>	58	Kyler Murray	vs. Rams	09/25
	<b>Passes Completed</b>	37	Kyler Murray	vs. Rams	09/25
	<b>Completion Percentage</b>	71.8	Kyler Murray	at Panthers	10/02
<b>Passing Yards</b>	326	Kyler Murray	at Panthers	10/02	
<b>Yards Per Attempt</b>	7.4	Kyler Murray	at Vikings	10/30	
<b>Touchdown Passes</b>	3	Kyler Murray	at Vikings	10/30	
<b>Pass Receptions</b>	14	Marquise Brown	vs. Rams	09/25	
<b>Receiving Yards</b>	159	DeAndre Hopkins	vs. Rams	09/25	
<b>Touchdown Receptions</b>	1	Zach Ertz	at Vikings	10/30	
		DeAndre Hopkins	vs. Seahawks	11/06	
		DeAndre Hopkins	vs. Seahawks	11/06	
		Zach Ertz	at Vikings	10/30	
		DeAndre Hopkins	at Vikings	10/30	
		Rondale Moore	at Vikings	10/30	
		Greg Dortch	vs. Saints	10/20	
		Marquise Brown	vs. Eagles	10/09	
		Marquise Brown	at Panthers	10/02	
		Zach Ertz	at Panthers	10/02	
		Greg Dortch	at Raiders	09/18	
		Marquise Brown	vs. Chiefs	09/11	
		Zach Ertz	vs. Chiefs	09/11	
<b>Rushing Yards</b>	100	Kyler Murray	at Seahawks	10/16	
<b>Rushing Attempts</b>	15	Eno Benjamin	at Seahawks	10/16	
		James Conner	at Panthers	10/02	
<b>Rushing Average</b>	10.0	Kyler Murray	at Seahawks	10/16	
<b>Rushing Touchdowns</b>	1	Eno Benjamin	vs. Saints	10/20	
		Keaontay Ingram	vs. Saints	10/20	
		Eno Benjamin	vs. Eagles	10/09	
		Kyler Murray	at Panthers	10/02	
		Kyler Murray	at Raiders	09/18	
		Darrel Williams	at Raiders	09/18	
		James Conner	vs. Chiefs	09/11	
<b>Yards From Scrimmage</b>	159	DeAndre Hopkins	at Vikings	10/30	
<b>Combined Net Yards</b>	159	DeAndre Hopkins	at Vikings	10/30	
<b>Interceptions Made</b>	1	Zaven Collins	vs. Seahawks	11/06	
		Antonio Hamilton	vs. Saints	10/20	
		Isaiah Simmons	vs. Saints	10/20	
		Marco Wilson	vs. Saints	10/20	
		Jalen Thompson	vs. Eagles	10/09	
		Dennis Gardeck	at Panthers	10/02	
		Jalen Thompson	at Panthers	10/02	
<b>Interceptions Thrown</b>	2	Kyler Murray	at Vikings	10/30	
<b>INT Return Yards</b>	56	Isaiah Simmons	vs. Saints	10/20	
<b>Tackles</b>	13	Isaiah Simmons	vs. Eagles	10/09	
		Budda Baker	vs. Chiefs	09/11	
<b>Sacks</b>	2.0	J.J. Watt	at Vikings	10/30	
		Zaven Collins	at Seahawks	10/16	
<b>Punts</b>	6	Andy Lee	vs. Seahawks	11/06	
<b>Punts Inside the 20</b>	2	Andy Lee	at Vikings	10/30	
		Andy Lee	vs. Eagles	10/09	
<b>Punting Average</b>	56.7	Andy Lee	at Panthers	10/02	
<b>Punt Returns</b>	3	Greg Dortch	at Vikings	10/30	
		Greg Dortch	at Seahawks	10/16	
		Greg Dortch	at Panthers	10/02	
		Greg Dortch	vs. Rams	09/25	
<b>Punt Return Yards</b>	21	Greg Dortch	at Raiders	09/18	
<b>Kickoff Returns</b>	4	Greg Dortch	vs. Seahawks	11/06	
<b>Kickoff Return Yards</b>	81	Greg Dortch	vs. Seahawks	11/06	
<b>Field Goals Attempted</b>	4	Matt Prater	vs. Rams	09/25	
<b>Field Goals Made</b>	4	Matt Prater	vs. Rams	09/25	

## 2022 REGULAR SEASON ARIZONA CARDINALS LONGEST PLAYS

			OPPONENT	DATE
<b>Run From Scrimmage</b>	45	Eno Benjamin	vs. Saints	10/20
<b>Touchdown Run</b>	11	Eno Benjamin	vs. Eagles	10/09
<b>Passing Long</b>	38	Kyler Murray	at Vikings	10/30
<b>Touchdown Pass Long</b>	38	Kyler Murray	at Vikings	10/30
<b>Pass Reception</b>	38	Rondale Moore	at Vikings	10/30
<b>Touchdown Reception</b>	38	Rondale Moore	at Vikings	10/30
<b>Interception Return</b>	56	Isaiah Simmons	vs. Saints	10/20
<b>Longest INT Return for TD</b>	56	Isaiah Simmons	vs. Saints	10/20
<b>Longest Opponent's Fumble Return</b>	59	Byron Murphy Jr.	at Raiders	09/18
<b>Punt Return</b>	18	Greg Dortch	at Raiders	09/18
<b>Kickoff Return</b>	44	Eno Benjamin	vs. Chiefs	09/11
<b>Punt</b>	65	Andy Lee	vs. Seahawks	11/06
<b>Field Goal</b>	50	Rodrigo Blankenship	vs. Saints	10/20
<b>Field Goal Attempt</b>	50	Rodrigo Blankenship	vs. Saints	10/20



# OPPONENT SUPERLATIVES

## 2022 REGULAR SEASON OPPONENTS INDIVIDUAL SINGLE-GAME HIGHS

## OPPONENT DATE

Touchdowns	2	Kenneth Walker III	vs. Seahawks	11/06
		Juwan Johnson	vs. Saints	10/20
		Jalen Hurts	vs. Eagles	10/09
		Clyde Edwards-Helaire	vs. Chiefs	09/11
Passes Attempted	47	Andy Dalton	vs. Saints	10/20
Passes Completed	30	Andy Dalton	vs. Saints	10/20
		Patrick Mahomes	vs. Chiefs	09/11
Completion Percentage	76.9	Patrick Mahomes	vs. Chiefs	09/11
Passing Yards	361	Andy Dalton	vs. Saints	10/20
Yards Per Attempt	10.0	Matthew Stafford	vs. Rams	09/25
Touchdown Passes	5	Patrick Mahomes	vs. Chiefs	09/11
Pass Receptions	10	DeVonta Smith	vs. Eagles	10/09
Receiving Yards	121	Travis Kelce	vs. Chiefs	09/11
Touchdown Receptions	2	Juwan Johnson	vs. Saints	10/20
		Clyde Edwards-Helaire	vs. Chiefs	09/11
Rushing Yards	111	Dalvin Cook	at Vikings	10/30
Rushing Attempts	26	Kenneth Walker III	vs. Seahawks	11/06
Rushing Average	8.0	Alexander Mattison	at Vikings	10/30
		Geno Smith	at Seahawks	10/16
Rushing Touchdowns	2	Kenneth Walker III	vs. Seahawks	11/06
		Jalen Hurts	vs. Eagles	10/09
Yards From Scrimmage	141	Dalvin Cook	at Vikings	10/30
Combined Net Yards	141	Dalvin Cook	at Vikings	10/30
Interceptions Made	1	Camryn Bynum	at Vikings	10/30
		Harrison Smith	at Vikings	10/30
		Tariq Woolen	at Seahawks	10/16
		Chauncey Gardner-Johnson	vs. Eagles	10/09
		Frankie Luvu	at Panthers	10/02
		Amik Robertson	at Raiders	09/18
Interceptions Thrown	3	Andy Dalton	vs. Saints	10/20
INT Return Yards	33	Frankie Luvu	at Panthers	10/02
Tackles	16	Divine Deablo	at Raiders	09/18
Sacks	3.0	Za'Darius Smith	at Vikings	10/30
Punts	6	Michael Dickson	at Seahawks	10/16
Punts Inside the 20	3	Arryn Siposs	vs. Eagles	10/09
Punting Average	54.0	Michael Dickson	vs. Seahawks	11/06
		Tommy Townsend	vs. Chiefs	09/11
Punt Returns	4	Sky Moore	vs. Chiefs	09/11
Punt Return Yards	43	Brandon Powell	vs. Rams	09/25
Kickoff Returns	2	Dee Eskridge	vs. Seahawks	11/06
		Chuba Hubbard	at Panthers	10/02
Kickoff Return Yards	41	Dee Eskridge	vs. Seahawks	11/06
Field Goals Attempted	4	Jason Myers	at Seahawks	10/16
Field Goals Made	4	Jason Myers	at Seahawks	10/16

## 2022 REGULAR SEASON OPPONENTS LONGEST PLAYS

## OPPONENT DATE

Run From Scrimmage	34	Kenneth Walker III	at Seahawks	10/16
Touchdown Run	20	Cooper Kupp	vs. Rams	09/25
Passing Long	64	Andy Dalton	vs. Saints	10/20
Touchdown Pass Long	53	Andy Dalton	vs. Saints	10/20
Pass Reception	64	Kevin White	vs. Saints	10/20
Touchdown Reception	53	Rashid Shaheed	vs. Saints	10/20
Interception Return	33	Frankie Luvu	at Panthers	10/02
Longest INT Return for TD	33	Frankie Luvu	at Panthers	10/02
Punt Return	22	Brandon Powell	vs. Rams	09/25
Punt	66	AJ Cole	at Raiders	09/18
Field Goal	55	Daniel Carlson	at Raiders	09/18
Field Goal Attempt	56	Greg Joseph	at Vikings	10/30

# CARDINALS TRANSACTIONS



DATE	POS.	NAME	TRANSACTION
1/16	CB	Breon Borders	Released
1/17	DL	Zach Kerr	Elevated to the active roster from the practice squad as a standard elevation
1/17	CB	Kevin Peterson	Elevated to the active roster from the practice squad as a standard elevation
1/17	LB	Ezekiel Turner	Activated from the injured reserve/designated for return list
1/17	DL	J.J. Watt	Activated from the injured reserve/designated for return list
1/19	G	Eric Smith	Signed a reserve/future contract
1/19	S	Javon Hagan	Signed a reserve/future contract
1/19	TE	Bernhard Seikovits	Signed a reserve/future contract
1/19	ILB	Joe Walker	Signed a reserve/future contract
1/19	WR	Andre Baccellia	Signed a reserve/future contract
1/19	CB	Breon Borders	Signed a reserve/future contract
1/19	CB	Nate Brooks	Signed a reserve/future contract
1/19	DE	Matt Dickerson	Signed a reserve/future contract
1/19	G	Danny Isidora	Signed a reserve/future contract
1/19	G	Koda Martin	Signed a reserve/future contract
1/19	RB	Jaylen Samuels	Signed a reserve/future contract
1/19	TE	David Wells	Signed a reserve/future contract
1/19	CB	Jace Whittaker	Signed a reserve/future contract
1/19	TE	Deon Yelder	Signed a reserve/future contract
1/25	P	Nolan Cooney	Signed a reserve/future contract
2/9	DE	Jonathan Ledbetter	Signed a reserve/future contract
3/9	RB	Jonathan Ward	Signed to a one-year contract
3/9	ILB	Jordan Hicks	Released
3/10	WR	Antoine Wesley	Signed to a one-year contract
3/13	TE	Zach Ertz	Signed to a three-year contract
3/14	QB	Colt McCoy	Signed to a two-year contract
3/14	RB	James Conner	Signed to a three-year contract
3/14	OLB	Dennis Gardeck	Signed to a three-year contract
3/14	DE	Michael Dogbe	Signed to a one-year contract
3/16	CB	Jeff Gladney	Signed to a two-year contract
3/16	TE	Maxx Williams	Signed to a one-year contract
3/17	LS	Aaron Brewer	Signed to a one-year contract
3/17	P	Andy Lee	Signed to a one-year contract
3/18	ILB	Ezekiel Turner	Signed to a one-year contract
3/22	OLB	Nick Vigil	Signed to a one-year contract
3/28	G	Will Hernandez	Signed to a one-year contract
4/4	TE	Stephen Anderson	Signed to a one-year contract
4/14	WR	A.J. Green	Signed to a one-year contract
4/19	OL	Haggai Ndubuisi	Signed to a three-year contract
4/26	OLB	Ron'Dell Carter	Awarded waiver claim (Houston)
4/26	CB	Antonio Hamilton	Re-signed to a one-year contract
4/28	WR	Marquise Brown	Acquired from the Ravens along with a third-round selection in the 2022 NFL Draft for a first-round selection in the 2022 NFL Draft
5/2	S	Charles Washington	Re-signed to a one-year contract
5/12	RB	Keaontay Ingram	Signed to a four-year contract
5/12	LB	Jesse Luketa	Signed to a four-year contract
5/12	OL	Lecitus Smith	Signed to a four-year contract
5/13	DL	Kingsley Keke	Signed to a one-year contract
5/17	LB	Jessie Lemonier	Awarded waiver claim (Detroit)
5/17	OL	Marquis Hayes	Signed to a four-year contract
5/17	CB	Christian Matthew	Signed to a four-year contract
5/17	TE	Trey McBride	Signed to a four-year contract
5/18	DE	Myjai Sanders	Signed to a four-year contract
5/31	RB	Jaylen Samuels	Released
5/31	RB	Darrel Williams	Signed to a one-year contract
6/16	CB	Josh Jackson	Signed to a one-year contract
6/16	LB	Ben Niemann	Signed to a one-year contract
7/21	QB	Kyler Murray	Signed to a five-year contract extension
7/22	TE	Maxx Williams	Placed on PUP
7/22	WR	Victor Bolden Jr.	Signed a one-year contract
7/26	WR	Marquise Brown	Placed on NFL
7/29	DL	Matt Dickerson	Released
7/29	TE	David Wells	Released
7/29	DL	Antwaun Woods	Signed to a one-year contract
7/29	DL	Christian Ringo	Signed to a one-year contract
8/2	WR	Christian Blake	Released
8/2	OL	Rashaad Coward	Signed to a one-year contract
8/2	WR	Marquise Brown	Activated from NFL
8/4	TE	Maxx Williams	Activated from PUP
8/4	OL	Eric Smith	Released
8/4	WR	Marcell Ateman	Signed to a one-year contract
8/9	CB	Nate Brooks	Released
8/9	CB	Cortez Davis	Signed to a one-year contract
8/14	CB	Breon Borders	Released
8/14	DL	Kingsley Keke	Released
8/14	OL	Greg Long	Released
8/14	OL	Haggai Ndubuisi	Released
8/14	RB	Ronnie Rivers	Released
8/17	LB	Jessie Lemonier	Released
8/18	TE	Josh Hokit	Signed a one-year contract
8/19	TE	Deon Yelder	Released
8/19	OL	Greg Long	Re-signed
8/22	WR	Marcell Ateman	Released
8/22	OL	Cody Ford	Acquired from the Bills in exchange for a 2023 fifth round draft choice
8/23	CB	Darrell Baker Jr.	Waived/Injured
8/23	P	Nolan Cooney	Released
8/23	CB	Cortez Davis	Released
8/23	TE	Josh Hokit	Released
8/29	CB	Josh Jackson	Released
8/29	OL	Koda Martin	Released
8/29	LB	Joe Walker	Released
8/30	CB	Trayvon Mullen Jr.	Acquired from Raiders in exchange for an undisclosed 2023 draft pick
8/30	OL	Marquis Hayes	Placed on Injured Reserve
8/30	TE	Stephen Anderson	Released
8/30	WR	Andre Baccellia	Released
8/30	WR	Victor Bolden Jr.	Released
8/30	LS	Aaron Brewer	Released
8/30	OL	Rashaad Coward	Released
8/30	OL	Danny Isidora	Released
8/30	DL	Manny Jones	Released
8/30	LB	Devon Kennard	Released
8/30	WR	Jontre Kirkin	Released
8/30	LB	Jesse Luketa	Released
8/30	QB	Trace McSorley	Released
8/30	WR	JaVonta Payton	Released
8/30	TE	Bernhard Seikovits	Released
8/30	CB	Jace Whittaker	Released
8/30	S	James Wiggins	Released
8/30	DL	Antwaun Woods	Released
8/30	LB	Chandler Wooten	Released
8/30	OL	Justin Murray	Reached injury settlement
8/30	DL	Christian Ringo	Reached injury settlement
8/30	OL	Josh Miles	Waived/Injured
8/30	TE	Chris Pierce Jr.	Waived/Injured
8/30	WR	DeAndre Hopkins	Placed on Reserve/Suspended List
8/31	CB	Christian Matthew	Released
8/31	WR	Andre Baccellia	Signed to practice squad
8/31	WR	Victor Bolden Jr.	Signed to practice squad
8/31	OL	Rashaad Coward	Signed to practice squad
8/31	DL	Danny Isidora	Signed to practice squad
8/31	DL	Manny Jones	Signed to practice squad
8/31	WR	Jontre Kirkin	Signed to practice squad
8/31	LB	Jesse Luketa	Signed to practice squad
8/31	QB	Trace McSorley	Signed to practice squad
8/31	CB	Jace Whittaker	Signed to practice squad
8/31	DL	Antwaun Woods	Signed to practice squad
8/31	LB	Chandler Wooten	Signed to practice squad
8/31	TE	Bernhard Seikovits	International Player Practice Squad Exemption
8/31	CB	Javelin Guidry	Claimed off waivers (NYJ)
8/31	TE	Chris Pierce Jr.	Placed on Injured Reserve
8/31	OL	Josh Miles	Placed on Injured Reserve
9/1	TE	Stephen Anderson	Re-signed to roster
9/1	CB	Christian Matthew	Re-signed to roster
9/1	LS	Aaron Brewer	Re-signed to roster
9/1	CB	Antonio Hamilton	Placed on non-football injury
9/1	S	Charles Washington	Placed on Injured Reserve
9/1	WR	Antoine Wesley	Placed on Injured Reserve
9/1	LB	Devon Kennard	Signed to practice squad
9/1	S	Steven Parker	Signed to practice squad
9/1	S	Josh Thomas	Signed to practice squad
9/1	OL	Badara Traore	Signed to practice squad
9/2	TE	Chris Pierce Jr.	Waived/Injured
9/2	S	Jalen Thompson	Signed to a three-year contract extension
9/2	DT	Andrew Brown	Signed to practice squad
9/7	QB	Colt McCoy	Placed on Injured Reserve
9/7	QB	Trace McSorley	Signed to active roster
9/7	WR	Jontre Kirkin	Released
9/7	CB	Corey Ballentine	Signed to practice squad
9/10	LB	Devon Kennard	Elevated from practice squad to active roster
9/10	CB	Jace Whittaker	Elevated from practice squad to active roster
9/10	CB	Javelin Guidry	Released
9/10	WR	Andre Baccellia	Signed from practice squad to active roster
9/10	OL	Cody Ford	Placed on Injured Reserve
9/10	OL	Max Garcia	Signed from NYG's practice squad to active roster
9/14	WR	Victor Bolden Jr.	Placed on PS-Injured Reserve
9/14	OL	Rashaad Coward	Placed on PS-Injured Reserve
9/14	WR	Jeff Cotton Jr.	Signed to practice squad
9/14	WR	JaVonta Payton	Signed to practice squad
9/14	OL	Koda Martin	Signed to practice squad
9/15	WR	JaVonta Payton	Released
9/15	WR	Javon Wims	Signed to practice squad
9/17	LB	Devon Kennard	Elevated from practice squad to active roster
9/17	CB	Jace Whittaker	Elevated from practice squad to active roster
9/20	WR	Andre Baccellia	Released
9/20	LB	Devon Kennard	Signed to active roster
9/20	OL	Lachavious Simmons	Signed to practice squad
9/20	OL	Koda Martin	Released
9/20	CB	Corey Ballentine	Released
9/20	WR	Jeff Cotton Jr.	Released
9/20	S	Steven Parker	Released
9/21	WR	Andre Baccellia	Signed to practice squad
9/24	WR	Andre Baccellia	Elevated from practice squad to active roster
9/24	CB	Jace Whittaker	Elevated from practice squad to active roster
9/27	LB	Jesse Luketa	Signed to the active roster
9/27	S	Deionte Thompson	Released
9/29	S	Chris Banjo	Signed to practice squad
10/1	WR	Andre Baccellia	Elevated from practice squad to active roster
10/1	S	Chris Banjo	Elevated from practice squad to active roster
10/4	OL	Billy Price	Signed from LV's practice squad to active roster
10/4	WR	Andy Isabella	Released
10/4	QB	Jarrett Guarantano	Released
10/4	K	Matt Ammendola	Signed to practice squad
10/5	OL	Koda Martin	Signed to practice squad
10/5	OL	Lachavious Simmons	Placed on practice squad/injured reserve
10/7	TE	Maxx Williams	Released
10/8	LEO	Nick Vigil	Placed on Injured Reserve
10/8	CB	Antonio Hamilton	Activated from the designated to return list
10/8	WR	Andre Baccellia	Signed to the active roster
10/8	K	Matt Ammendola	Elevated from practice squad to active roster
10/8	S	Chris Banjo	Elevated from practice squad to active roster
10/10	TE	Maxx Williams	Signed to practice squad
10/10	WR	C.J. Board	Released
10/11	WR	Andre Baccellia	Released
10/11	OL	Danny Isidora	Released
10/12	K	Matt Ammendola	Signed to active roster from practice squad
10/12	S	Chris Banjo	Signed to active roster from practice squad
10/12	RB	Jonathan Ward	Placed on Injured Reserve
10/12	RB	Corey Clement	Signed to practice squad
10/12	RB	Ty'Son Williams	Signed to practice squad
10/12	WR	Laquon Treadwell	Signed to practice squad
10/12	WR	Andre Baccellia	Signed to practice squad
10/15	LB	Devon Kennard	Released
10/15	QB	Colt McCoy	Activated from injured reserve list
10/17	WR	Robbie Anderson	Acquired from Panthers in exchange for undisclosed draft picks
10/17	K	Matt Ammendola	Released
10/17	WR	DeAndre Hopkins	Activated from Reserve/Suspended list
10/18	OL	Cody Ford	Designated to return from injured list
10/18	WR	Stanley Berryhill	Released
10/18	K	Rodrigo Blankenship	Signed to practice squad
10/20	WR	Marquise Brown	Placed on Injured Reserve
10/20	OL	Justin Pugh	Placed on Injured Reserve
10/20	OL	Cody Ford	Activated from the designated to return list
10/26	DL	Rashard Lawrence	Placed on Injured Reserve
10/26	K	Rodrigo Blankenship	Signed to active roster
10/26	--	Laquon Treadwell	Released
10/26	--	Danny Isidora	Signed to practice squad
10/26	OL	Sage Doptater	Signed to practice squad
11/2	K	Rodrigo Blankenship	Waived/Injured
11/2	LB	Kamu Grugier-Hill	Signed to a one-year contract
11/2	DL	Eric Banks	Signed to practice squad
11/2	OL	Rashaad Coward	Signed to practice squad
11/2	RB	Darrel Williams	Placed on Injured Reserve
11/2	DT	Trysten Hill	Claimed off waivers (DAL)
11/7	P	Nolan Cooney	Signed to practice squad
11/7	OL	Koda Martin	Released





# CARDINALS STARTERS AND INACTIVES



## OFFENSE

DATE	OPPONENT	WR	LT	LG	C	RG	RT	TE	QB	RB
9/11	Kansas City	A. Green/ G. Dortch/ M. Brown	D. Humphries	S. Harlow	R. Hudson	W. Hernandez	K. Beachum	Z. Ertz	K. Murray	J. Conner
9/18	at Las Vegas	A. Green/ G. Dortch/ M. Brown	D. Humphries	J. Pugh	R. Hudson	W. Hernandez	K. Beachum	Z. Ertz	K. Murray	J. Conner
9/25	L.A. Rams	A. Green/ M. Brown	D. Humphries	J. Pugh	R. Hudson	W. Hernandez	K. Beachum	T. McBride/ Z. Ertz	K. Murray	J. Conner
10/2	at Carolina	R. Moore/ M. Brown	D. Humphries	J. Pugh	R. Hudson	W. Hernandez	K. Beachum	T. McBride/ Z. Ertz	K. Murray	J. Conner
10/9	Philadelphia	R. Moore/ M. Brown	D. Humphries	J. Pugh	S. Harlow	W. Hernandez	K. Beachum	T. McBride/ Z. Ertz	K. Murray	J. Conner
10/16	at Seattle	R. Moore/ M. Brown	D. Humphries	J. Pugh	S. Harlow	W. Hernandez	K. Beachum	T. McBride/ Z. Ertz	K. Murray	E. Benjamin
10/20	New Orleans	R. Moore/ D. Hopkins/ M. Brown	D. Humphries	M. Garcia	B. Price	W. Hernandez	K. Beachum	T. McBride/ Z. Ertz	K. Murray	E. Benjamin
10/30	at Minnesota	A. Green/ R. Moore/ D. Hopkins	J. Jones	C. Ford	B. Price	W. Hernandez	K. Beachum	Z. Ertz	K. Murray	E. Benjamin
11/6	Seattle	R. Moore/ D. Hopkins/ R. Anderson	D. Humphries	C. Ford	B. Price	W. Hernandez	K. Beachum	Z. Ertz	K. Murray	J. Conner
11/13	at L.A. Rams	--	--	--	--	--	--	--	--	--
11/21	San Francisco	--	--	--	--	--	--	--	--	--
11/27	L.A. Chargers	--	--	--	--	--	--	--	--	--
12/12	New England	--	--	--	--	--	--	--	--	--
12/18	at Denver	--	--	--	--	--	--	--	--	--
12/25	Tampa Bay	--	--	--	--	--	--	--	--	--
1/1	at Atlanta	--	--	--	--	--	--	--	--	--
1/8	at San Francisco	--	--	--	--	--	--	--	--	--

## DEFENSE

DATE	OPPONENT	DE	NT	DT	ILB	ILB	OLB	CB	S	LB
9/11	Kansas City	M. Dogbe	R. Lawrence	Z. Allen	N. Vigil	Z. Collins/ I. Simmons	M. Golden	B. Murphy Jr./ M. Wilson	J. Thompson/ B. Baker	--
9/18	at Las Vegas	J. Watt	R. Lawrence	Z. Allen	T. Vallejo	Z. Collins	M. Golden/ D. Gardeck	B. Murphy Jr./ M. Wilson	J. Thompson/ B. Baker	--
9/25	L.A. Rams	J. Watt	R. Lawrence	Z. Allen	N. Vigil	Z. Collins	M. Golden	B. Murphy Jr./ M. Wilson	J. Thompson/ B. Baker	J. Whittaker
10/2	at Carolina	J. Watt	M. Dogbe	Z. Allen	B. Niemann	Z. Collins/ I. Simmons	M. Golden	B. Murphy Jr./ M. Wilson	J. Thompson/ B. Baker	--
10/9	Philadelphia	J. Watt	L. Fotu	Z. Allen	T. Vallejo	Z. Collins	M. Golden/ D. Kennard	B. Murphy Jr.	J. Thompson/ B. Baker	C. Banjo
10/16	at Seattle	J. Watt	R. Lawrence	Z. Allen	T. Vallejo	Z. Collins	M. Golden/ D. Gardeck	B. Murphy Jr./ M. Wilson	J. Thompson/ B. Baker	--
10/20	New Orleans	J. Watt	R. Lawrence	Z. Allen	I. Simmons	Z. Collins	V. Dimukeje	B. Murphy Jr./ M. Wilson	J. Thompson/ B. Baker	B. Niemann
10/30	at Minnesota	J. Watt	L. Fotu	Z. Allen	I. Simmons	Z. Collins	V. Dimukeje	B. Murphy Jr./ M. Wilson	J. Thompson/ B. Baker	B. Niemann
11/6	Seattle	J. Watt	L. Fotu	Z. Allen	I. Simmons	Z. Collins	M. Golden	B. Murphy Jr./ M. Wilson	J. Thompson/ B. Baker	T. Vallejo
11/13	at L.A. Rams	--	--	--	--	--	--	--	--	--
11/21	San Francisco	--	--	--	--	--	--	--	--	--
11/27	L.A. Chargers	--	--	--	--	--	--	--	--	--
12/12	New England	--	--	--	--	--	--	--	--	--
12/18	at Denver	--	--	--	--	--	--	--	--	--
12/25	Tampa Bay	--	--	--	--	--	--	--	--	--
1/1	at Atlanta	--	--	--	--	--	--	--	--	--
1/8	at San Francisco	--	--	--	--	--	--	--	--	--

## 2022 REGULAR SEASON INACTIVES

DATE	OPPONENT	1	2	3	4	5	6	7
09/11	Kansas City	RB Keaontay Ingram	TE Trey McBride	WR Rondale Moore	CB Trayvon Mullen Jr.	OL Justin Pugh	LB Myjai Sanders	DL J.J. Watt
09/18	at Las Vegas	RB Keaontay Ingram	WR Andy Isabella	DL Jonathan Ledbetter	WR Rondale Moore	CB Trayvon Mullen Jr.	LB Myjai Sanders	OL Lecitus Smith
09/25	L.A. Rams	RB Keaontay Ingram	DL Jonathan Ledbetter	CB Christian Matthew	WR Rondale Moore	LB Myjai Sanders	OL Lecitus Smith	LB Ezekiel Turner
10/02	at Carolina	WR A.J. Green	RB Keaontay Ingram	DL Rashard Lawrence	LB Jesse Luketa	LB Myjai Sanders	OL Lecitus Smith	LB Ezekiel Turner
10/09	Philadelphia	OL Max Garcia	OL Rodney Hudson	RB Keaontay Ingram	DL Rashard Lawrence	LB Jesse Luketa	CB Trayvon Mullen Jr.	K Matt Prater
10/16	at Seattle	RB James Conner	OL Rodney Hudson	QB Trace McSorley	CB Trayvon Mullen Jr.	K Matt Prater	OL Lecitus Smith	RB Darrel Williams
10/20	New Orleans	RB James Conner	LB Dennis Gardeck	OL Rodney Hudson	CB Trayvon Mullen Jr.	K Matt Prater	OL Lecitus Smith	RB Darrel Williams
10/30	at Minnesota	RB James Conner	OL Max Garcia	LB Dennis Gardeck	OL Rodney Hudson	OL D.J. Humphries	CB Christian Matthew	QB Trace McSorley
11/06	Seattle	P Nolan Cooney	OL Max Garcia	LB Dennis Gardeck	DT Trysten Hill	OL Rodney Hudson	CB Christian Matthew	QB Trace McSorley
11/13	at L.A. Rams	--	--	--	--	--	--	--
11/21	San Francisco	--	--	--	--	--	--	--
11/27	L.A. Chargers	--	--	--	--	--	--	--
12/12	New England	--	--	--	--	--	--	--
12/18	at Denver	--	--	--	--	--	--	--
12/25	Tampa Bay	--	--	--	--	--	--	--
01/01	at Atlanta	--	--	--	--	--	--	--
01/08	at San Francisco	--	--	--	--	--	--	--



# CARDINALS ROSTER BY POSITION

NO.	NAME	POS.	HT.	WT.	AGE	EXP.	COLLEGE	HOMETOWN	HOW ACQ.
<b>QUARTERBACKS (3)</b>									
1	Murray, Kyler	QB	5-10	207	25	4	Oklahoma	Allen, TX	D1-19
12	McCoy, Colt	QB	6-1	212	36	13	Texas	Hobbs, NM	UFA-21 (NYG)
19	McSorley, Trace	QB	6-0	202	27	3	Penn State	Ashburn, VA	FA-21
<b>RUNNING BACKS (3)</b>									
6	Conner, James	RB	6-1	233	27	6	Pittsburgh	Erie, PA	UFA-21 (Pit)
26	Benjamin, Eno	RB	5-9	207	23	2	Arizona State	Wylie, TX	D7-20
30	Ingram, Keaontay	RB	6-0	221	23	R	USC	Carthage, TX	D6-22
<b>WIDE RECEIVERS (5)</b>									
4	Moore, Rondale	WR	5-7	181	22	2	Purdue	New Albany, IN	D2-21
10	Hopkins, DeAndre	WR	6-1	212	30	10	Clemson	Central, SC	TR-20 (Hou)
18	Green, A.J.	WR	6-4	210	34	12	Georgia	Summerville, SC	UFA-21 (Cin)
81	Anderson, Robbie	WR	6-3	190	29	7	Temple	Fort Lauderdale, Fla.	TR-22 CAR
83	Dortch, Greg	WR	5-7	175	24	3	Wake Forest	Richmond, VA	FA-21
<b>TIGHT ENDS (3)</b>									
85	McBride, Trey	TE	6-4	246	22	R	Colorado State	Fort Morgan, CO	D2-22
86	Ertz, Zach	TE	6-5	250	31	10	Stanford	Danville, CA	TR-21 (Phi)
89	Anderson, Stephen	TE	6-3	230	29	5	California	San Jose, CA	UFA-22 (LAC)
<b>OFFENSIVE LINE (10)</b>									
53	Price, Billy	OL	6-4	310	28	5	Ohio State	Austintown, Ohio	FA-22
54	Smith, Lecitus	OL	6-3	314	24	R	Virginia Tech	Fitzgerald, GA	D6-22
61	Hudson, Rodney	OL	6-2	315	33	12	Florida State	Mobile, AL	TR-21 (LV)
64	Harlow, Sean	OL	6-4	303	27	2	Oregon State	San Clemente, CA	FA-21
68	Beachum, Kelvin	OL	6-3	308	33	11	SMU	Mexia, TX	FA-20
72	Ford, Cody	OL	6-3	329	25	4	Oklahoma	Pineville, LA	TR-22 (Buf)
74	Humphries, D.J.	OL	6-5	307	28	7	Florida	Union, SC	D1-15
75	Garcia, Max	OL	6-4	309	30	8	Florida	Norcross, GA	FA-22
76	Hernandez, Will	OL	6-3	332	27	5	UTEP	Las Vegas, NV	UFA-22 (NYG)
79	Jones, Josh	OL	6-7	310	25	3	Houston	Richmond, TX	D3-20
<b>LINEBACKERS (12)</b>									
9	Simmons, Isaiah	LB	6-4	238	24	3	Clemson	Olathe, KS	D1-20
25	Collins, Zaven	LB	6-4	260	23	2	Tulsa	Hominy, OK	D1-21
41	Sanders, Myjai	LB	6-5	248	24	R	Cincinnati	Jacksonville, FL	D3-22
43	Luketa, Jesse	LB	6-3	253	23	R	Penn State	Ottawa, Ontario	D7-22
44	Golden, Markus	LB	6-3	260	31	8	Missouri	St. Louis, MO	TR-20 (NYG)
45	Gardeck, Dennis	LB	6-0	232	28	5	Sioux Falls	Lake in the Hills, IL	FA-18
47	Turner, Ezekiel	LB	6-2	214	26	5	Washington	Pasadena, MD	FA-18
51	Vallejo, Tanner	LB	6-1	230	27	6	Boise State	Penn Valley, CA	FA-19
52	Dimukeje, Victor	LB	6-2	262	22	2	Duke	Baltimore, MD	D6a-21
56	Niemann, Ben	LB	6-2	235	27	5	Iowa	Sycamore, IL	FA-22
57	Grugier-Hill, Kamu	LB	6-2	230	28	7	Eastern Illinois	Papakolea, Hawaii	FA-22
97	Thomas, Cameron	LB	6-4	267	22	R	San Diego State	Carlsbad, CA	D3-22
<b>DEFENSIVE BACKS (8)</b>									
3	Baker, Budda	S	5-10	195	26	6	Washington	Bellevue, WA	D2-17
7	Murphy Jr., Byron	CB	5-11	190	24	4	Washington	Scottsdale, AZ	D2a-19
20	Wilson, Marco	CB	6-0	191	23	2	Florida	Fort Lauderdale, FL	D4-21
21	Mullen Jr., Trayvon	CB	6-2	200	25	4	Clemson	Fort Lauderdale, Fla.	TR - 22 (LV)
31	Banjo, Chris	S	5-10	207	32	10	SMU	Sugar Land, TX	FA-22
33	Hamilton, Antonio	CB	6-0	195	29	7	South Carolina State	Johnston, SC	FA-21
34	Thompson, Jalen	S	5-11	190	24	4	Washington State	Downey, CA	SD5-19
35	Matthew, Christian	CB	6-2	195	26	R	Valdosta State	Columbus, GA	D7-22
<b>DEFENSIVE LINE (6)</b>									
91	Dogbe, Michael	DL	6-3	280	26	4	Temple	Morris Plains, NJ	D7b-19
93	Ledbetter, Jonathan	DL	6-4	282	25	1	Georgia	Tucker, GA	FA-21
94	Allen, Zach	DL	6-5	285	25	4	Boston College	New Canaan, CT	D3-19
95	Fotu, Leki	DL	6-5	335	24	3	Utah	West Valley City, UT	D4a-20
98	Hill, Trysten	DL	6-3	300	24	4	Central Florida	Lee, Fla.	WV-'22
99	Watt, J.J.	DL	6-5	288	33	12	Wisconsin	Pewaukee, WI	FA-21
<b>SPECIALISTS (3)</b>									
5	Prater, Matt	K	5-10	201	38	16	Central Florida	Estero, FL	UFA-21 (Det)
14	Lee, Andy	P	6-1	185	40	19	Pittsburgh	Westminster, SC	FA-17
46	Brewer, Aaron	LS	6-5	232	32	11	San Diego State	Fullerton, CA	FA-16

# CARDINALS HOW THEY WERE BUILT



YEAR	DRAFTEES (21)	FREE AGENTS (21)	TRADES (7)	WAIVERS (1)	PRACTICE SQUAD (2)	SUP. DRAFT (1)
2015	OL D.J. Humphries (1)					
2016		LS Aaron Brewer (FA-16)				
2017	S Budda Baker (2)	P Andy Lee (FA-17)				
2018		LB Dennis Gardeck (FA-18) LB Ezekiel Turner (FA-18)				
2019	QB Kyler Murray (1) CB Byron Murphy Jr. (2) DL Zach Allen (3) DL Michael Dogbe (7)	LB Tanner Vallejo (FA-19)				S Jalen Thompson (SD5-19)
2020	LB Isaiah Simmons (1) OL Josh Jones (3) DL Leki Fotu (4) RB Eno Benjamin (7)	OL Kelvin Beachum (FA-20)	LB Markus Golden (TR-20 NYG) WR DeAndre Hopkins (TR-20) Hou)			
2021	LB Zaven Collins (1) WR Rondale Moore (2) CB Marco Wilson (4) LB Victor Dimukeje (6a)	RB James Conner (UFA-21 Pit) WR Greg Dortch (FA-21) WR A.J. Green (UFA-21 Cin) CB Antonio Hamilton (FA-21) OL Sean Harlow (FA-21) DL Jonathan Ledbetter (FA-21) QB Colt McCoy (UFA-21 NYG) QB Trace McSorley (FA-21) K Matt Prater (UFA-21 Det) DL J.J. Watt (FA-21)	TE Zach Ertz (TR-21 Phi) OL Rodney Hudson (TR-21 LV)			
2022	TE Trey McBride (2) LB Myjai Sanders (3) LB Cameron Thomas (3) RB Keaontay Ingram (6) OL Lecitus Smith (6) CB Christian Matthew (7a) LB Jesse Luketa (7b)	TE Stephen Anderson (UFA-22) LAC) S Chris Banjo (FA-22) LB Kamu Grugier-Hill (FA-22) OL Will Hernandez (UFA-22) NYG) LB Ben Niemann (FA-22)	WR Robbie Anderson (TR-22) CAR) OL Cody Ford (TR-22 Buf) CB Trayvon Mullen Jr. (TR - 22) LV)	DL Trysten Hill (WV-'22)	OL Max Garcia (FA-22) OL Billy Price (FA-22)	



# CARDINALS DEPTH CHART

(As of November 8, 2022)

As Prepared by Team's Media Relations Department

## OFFENSE

<b>WR</b>	10 DeAndre Hopkins		
<b>LT</b>	74 D.J. Humphries	79 Josh Jones	
<b>LG</b>	72 Cody Ford	<u>54 Lecitus Smith</u>	
<b>C</b>	61 Rodney Hudson	53 Billy Price	64 Sean Harlow
<b>RG</b>	76 Will Hernandez	75 Max Garcia	
<b>RT</b>	68 Kelvin Beachum	79 Josh Jones	
<b>TE</b>	86 Zach Ertz	<u>85 Trey McBride</u>	89 Stephen Anderson
<b>WR</b>	4 Rondale Moore	83 Greg Dortch	
<b>WR</b>	18 A.J. Green	81 Robbie Anderson	
<b>QB</b>	1 Kyler Murray	12 Colt McCoy	19 Trace McSorley
<b>RB</b>	6 James Conner	26 Eno Benjamin	<u>30 Keaontay Ingram</u>

## DEFENSE

<b>DE</b>	99 J.J. Watt	91 Michael Dogbe	
<b>NT</b>	95 Leki Fotu		
<b>DT</b>	94 Zach Allen	93 Jonathan Ledbetter	98 Trysten Hill
<b>OLB</b>	45 Dennis Gardeck	52 Victor Dimukeje	<u>41 Myjai Sanders</u>
<b>ILB</b>	9 Isaiah Simmons	47 Ezekiel Turner	<b>-or-</b> 51 Tanner Vallejo
<b>ILB</b>	25 Zaven Collins	56 Ben Niemann	57 Kamu Grugier-Hill
<b>OLB</b>	44 Markus Golden	<u>97 Cameron Thomas</u>	<u>43 Jesse Luketa</u>
<b>CB</b>	7 Byron Murphy Jr.	21 Trayvon Mullen Jr.	
<b>CB</b>	20 Marco Wilson	33 Antonio Hamilton	<u>35 Christian Matthew</u>
<b>S</b>	34 Jalen Thompson	31 Chris Banjo	
<b>S</b>	3 Budda Baker		

## SPECIALISTS

<b>K</b>	5 Matt Prater	
<b>P</b>	14 Andy Lee	
<b>LS</b>	46 Aaron Brewer	
<b>H</b>	14 Andy Lee	
<b>KR</b>	26 Eno Benjamin	83 Greg Dortch
<b>PR</b>	83 Greg Dortch	4 Rondale Moore

## PRONUNCIATION GUIDE

Victor Dimukeje .....	dee-moo-KAY-gee	Jesse Luketa .....	loo-KETT-uh
Michael Dogbe .....	DOG-bee	Myjai Sanders .....	MY-jay
Leki Fotu .....	LECK-ee / FOH-too	Lecitus Smith .....	luh-SEET-us
Kamu Grugier-Hill .....	KAH-moo / GREW-jay HILL	Tanner Vallejo .....	vuh-LAY-ho

NOTE: Rookies are underlined

# CARDINALS ALPHABETICAL ROSTER



NO.	NAME	POS	HT	WT	DOB	EXP	COLLEGE	HOMETOWN	HOW ACQ
94	Allen, Zach	DL	6-5	285	8/20/1997	4	Boston College	New Canaan, CT	D3-19
81	Anderson, Robbie	WR	6-3	190	5/9/1993	7	Temple	Fort Lauderdale, Fla.	TR-22 CAR
89	Anderson, Stephen	TE	6-3	230	1/30/1993	5	California	San Jose, CA	UFA-22 (LAC)
3	Baker, Budda	S	5-10	195	1/10/1996	6	Washington	Bellevue, WA	D2-17
31	Banjo, Chris	S	5-10	207	2/26/1990	10	SMU	Sugar Land, TX	FA-22
68	Beachum, Kelvin	OL	6-3	308	6/8/1989	11	SMU	Mexia, TX	FA-20
26	Benjamin, Eno	RB	5-9	207	4/13/1999	2	Arizona State	Wylie, TX	D7-20
46	Brewer, Aaron	LS	6-5	232	7/5/1990	11	San Diego State	Fullerton, CA	FA-16
25	Collins, Zaven	LB	6-4	260	5/19/1999	2	Tulsa	Hominy, OK	D1-21
6	Conner, James	RB	6-1	233	5/5/1995	6	Pittsburgh	Erie, PA	UFA-21 (Pit)
52	Dimukeje, Victor	LB	6-2	262	11/18/1999	2	Duke	Baltimore, MD	D6a-21
91	Dogbe, Michael	DL	6-3	280	5/5/1996	4	Temple	Morris Plains, NJ	D7b-19
83	Dortch, Greg	WR	5-7	175	5/29/1998	3	Wake Forest	Richmond, VA	FA-21
86	Ertz, Zach	TE	6-5	250	11/10/1990	10	Stanford	Danville, CA	TR-21 (Phi)
72	Ford, Cody	OL	6-3	329	12/28/1996	4	Oklahoma	Pineville, LA	TR-22 (Buf)
95	Fotu, Leki	DL	6-5	335	8/23/1998	3	Utah	West Valley City, UT	D4a-20
75	Garcia, Max	OL	6-4	309	11/9/1991	8	Florida	Norcross, GA	FA-22
45	Gardeck, Dennis	LB	6-0	232	8/9/1994	5	Sioux Falls	Lake in the Hills, IL	FA-18
44	Golden, Markus	LB	6-3	260	3/13/1991	8	Missouri	St. Louis, MO	TR-20 (NYG)
18	Green, A.J.	WR	6-4	210	7/31/1988	12	Georgia	Summerville, SC	UFA-21 (Cin)
57	Grugier-Hill, Kamu	LB	6-2	230	5/16/1994	7	Eastern Illinois	Papakolea, Hawaii	FA-22
33	Hamilton, Antonio	CB	6-0	195	1/24/1993	7	South Carolina State	Johnston, SC	FA-21
64	Harlow, Sean	OL	6-4	303	3/28/1995	2	Oregon State	San Clemente, CA	FA-21
76	Hernandez, Will	OL	6-3	332	9/2/1995	5	UTEP	Las Vegas, NV	UFA-22 (NYG)
98	Hill, Trysten	DL	6-3	300	3/25/1998	4	Central Florida	Lee, Fla.	WV-'22
10	Hopkins, DeAndre	WR	6-1	212	6/6/1992	10	Clemson	Central, SC	TR-20 (Hou)
61	Hudson, Rodney	OL	6-2	315	7/12/1989	12	Florida State	Mobile, AL	TR-21 (LV)
74	Humphries, D.J.	OL	6-5	307	12/28/1993	7	Florida	Union, SC	D1-15
30	Ingram, Keaontay	RB	6-0	221	10/26/1999	R	USC	Carthage, TX	D6-22
79	Jones, Josh	OL	6-7	310	6/21/1997	3	Houston	Richmond, TX	D3-20
93	Ledbetter, Jonathan	DL	6-4	282	9/12/1997	1	Georgia	Tucker, GA	FA-21
14	Lee, Andy	P	6-1	185	8/11/1982	19	Pittsburgh	Westminster, SC	FA-17
43	Luketa, Jesse	LB	6-3	253	1/15/1999	R	Penn State	Ottawa, Ontario	D7-22
35	Matthew, Christian	CB	6-2	195	10/26/1996	R	Valdosta State	Columbus, GA	D7-22
85	McBride, Trey	TE	6-4	246	11/22/1999	R	Colorado State	Fort Morgan, CO	D2-22
12	McCoy, Colt	QB	6-1	212	9/5/1986	13	Texas	Hobbs, NM	UFA-21 (NYG)
19	McSorley, Trace	QB	6-0	202	8/23/1995	3	Penn State	Ashburn, VA	FA-21
4	Moore, Rondale	WR	5-7	181	6/9/2000	2	Purdue	New Albany, IN	D2-21
21	Mullen Jr., Trayvon	CB	6-2	200	9/20/1997	4	Clemson	Fort Lauderdale, Fla.	TR - 22 (LV)
7	Murphy Jr., Byron	CB	5-11	190	1/18/1998	4	Washington	Scottsdale, AZ	D2a-19
1	Murray, Kyler	QB	5-10	207	8/7/1997	4	Oklahoma	Allen, TX	D1-19
56	Niemann, Ben	LB	6-2	235	7/27/1995	5	Iowa	Sycamore, IL	FA-22
5	Prater, Matt	K	5-10	201	8/10/1984	16	Central Florida	Estero, FL	UFA-21 (Det)
53	Price, Billy	OL	6-4	310	10/11/1994	5	Ohio State	Austintown, Ohio	FA-22
41	Sanders, Myjai	LB	6-5	248	7/12/1998	R	Cincinnati	Jacksonville, FL	D3-22
9	Simmons, Isaiah	LB	6-4	238	7/26/1998	3	Clemson	Olathe, KS	D1-20
54	Smith, Lecitus	OL	6-3	314	7/13/1998	R	Virginia Tech	Fitzgerald, GA	D6-22
97	Thomas, Cameron	LB	6-4	267	7/1/2000	R	San Diego State	Carlsbad, CA	D3-22
34	Thompson, Jalen	S	5-11	190	7/18/1998	4	Washington State	Downey, CA	SD5-19
47	Turner, Ezekiel	LB	6-2	214	6/9/1996	5	Washington	Pasadena, MD	FA-18
51	Vallejo, Tanner	LB	6-1	230	12/16/1994	6	Boise State	Penn Valley, CA	FA-19
99	Watt, J.J.	DL	6-5	288	3/22/1989	12	Wisconsin	Pewaukee, WI	FA-21
20	Wilson, Marco	CB	6-0	191	3/3/1999	2	Florida	Fort Lauderdale, FL	D4-21
<b>Injured Reserve (11)</b>									
2	Brown, Marquise	WR	5-9	180	6/4/1997	4	Oklahoma	Hollywood, FL	TR-22 (Bal)
48	Daley, Tae	S	6-1	201	10/8/1998	R	Virginia Tech	Warner Robins, GA	FA-22
78	Hayes, Marquis	OL	6-5	318	2/14/1999	R	Oklahoma	St. Louis, MO	D7-22
90	Lawrence, Rashard	DL	6-2	308	8/27/1998	3	LSU	Monroe, LA	D4b-20
66	Miles, Josh	OL	6-5	325	1/4/1996	3	Morgan State	Baltimore, MD	D7a-19
67	Pugh, Justin	OL	6-5	311	8/15/1990	10	Syracuse	Holland, PA	UFA-18 (NYG)
59	Vigil, Nick	LB	6-2	235	8/20/1993	7	Utah State	Plain City, UT	UFA-22 (Min)
29	Ward, Jonathan	RB	6-0	202	9/30/1997	3	Central Michigan	Kankakee, IL	FA-20
28	Washington, Charles	S	5-10	192	3/10/1993	6	Fresno State	Inglewood, CA	WV-19 (Det)
13	Wesley, Antoine	WR	6-4	206	10/22/1997	2	Texas Tech	Cibolo, TX	FA-21
24	Williams, Darrel	RB	5-11	219	4/15/1995	5	LSU	Marrero, La.	FA-22
<b>Practice Squad (15)</b>									
82	Baccellia, Andre	WR	5-10	175	1/7/1997	1	Washington	Thousand Oaks, CA	FA-21
69	Banks, Eric	DL	6-5	289	1/30/1998	3	Texas-San Antonio	Memphis, Tenn.	FA-22
71	Brown, Andrew	DL	6-3	290	12/30/1995	5	Virginia	Chesapeake, Va.	FA-'22
23	Clement, Corey	RB	5-10	227	11/2/1994	6	Wisconsin	Glassboro, NJ	FA '22
65	Coward, Rashaad	OL	6-5	319	11/6/1994	5	Old Dominion	Brooklyn, N.Y.	FA-22
27	Hairston, Nate	CB	6-0	185	6/30/1994	5	Temple	Frederick, MD	FA '22
96	Jones, Manny	DL	6-4	290	6/6/1999	R	Colorado State	Cartersville, GA	UDFA-22
55	Lynch, Blake	LB	6-3	233	2/14/1997	3	Baylor	Gilmer, TX	FA-'22
32	Thomas, Josh	S	6-0	205	11/19/1996	2	Appalachian State	Montgomery, AL	
70	Traore, Badara	OL	6-7	327	3/12/1997	3	LSU	Boston, Mass.	UDFA-20
39	Whittaker, Jace	CB	5-11	185	7/16/1995	2	Arizona	Oceanside, CA	FA-20
87	Williams, Maxx	TE	6-4	252	4/12/1994	8	Minnesota	Waconia, MN	UFA-19 (Bal)
22	Williams, Ty'Son	RB	6-0	220	9/20/1996	3	BYU	Sumter, SC	FA-22
84	Wims, Javon	WR	6-4	222	9/11/1994	5	Georgia	Carol City, Fla.	FA-'22
92	Woods, Antwaun	DL	6-1	307	1/3/1993	7	USC	Los Angeles, CA	FA-22
<b>International Player Pathway/PS Exemption (1)</b>									
80	Seikovits, Bernhard	TE	6-5	262	7/24/1997	1	No College	Vienna, Austria	FA-21
<b>Practice Squad/Injured Reserve (1)</b>									
73	Simmons, Lachavious	OL	6-5	319	9/12/1996	3	Tennessee State	Selma, Ala.	FA-22



# CARDINALS NUMERICAL ROSTER

NO.	NAME	POS	HT	WT	DOB	EXP	COLLEGE	HOW ACQ
1	Kyler Murray	QB	5-10	207	8/7/1997	4	Oklahoma	D1-19
3	Budda Baker	S	5-10	195	1/10/1996	6	Washington	D2-17
4	Rondale Moore	WR	5-7	181	6/9/2000	2	Purdue	D2-21
5	Matt Prater	K	5-10	201	8/10/1984	16	Central Florida	UFA-21 (Det)
6	James Conner	RB	6-1	233	5/5/1995	6	Pittsburgh	UFA-21 (Pit)
7	Byron Murphy Jr.	CB	5-11	190	1/18/1998	4	Washington	D2a-19
9	Isaiah Simmons	LB	6-4	238	7/26/1998	3	Clemson	D1-20
10	DeAndre Hopkins	WR	6-1	212	6/6/1992	10	Clemson	TR-20 (Hou)
12	Colt McCoy	QB	6-1	212	9/5/1986	13	Texas	UFA-21 (NYG)
14	Andy Lee	P	6-1	185	8/11/1982	19	Pittsburgh	FA-17
18	A.J. Green	WR	6-4	210	7/31/1988	12	Georgia	UFA-21 (Cin)
19	Trace McSorley	QB	6-0	202	8/23/1995	3	Penn State	FA-21
20	Marco Wilson	CB	6-0	191	3/3/1999	2	Florida	D4-21
21	Trayvon Mullen Jr.	CB	6-2	200	9/20/1997	4	Clemson	TR - 22 (LV)
25	Zaven Collins	LB	6-4	260	5/19/1999	2	Tulsa	D1-21
26	Eno Benjamin	RB	5-9	207	4/13/1999	2	Arizona State	D7-20
30	Keaontay Ingram	RB	6-0	221	10/26/1999	R	USC	D6-22
31	Chris Banjo	S	5-10	207	2/26/1990	10	SMU	FA-22
33	Antonio Hamilton	CB	6-0	195	1/24/1993	7	South Carolina State	FA-21
34	Jalen Thompson	S	5-11	190	7/18/1998	4	Washington State	SD5-19
35	Christian Matthew	CB	6-2	195	10/26/1996	R	Valdosta State	D7-22
41	Myjai Sanders	LB	6-5	248	7/12/1998	R	Cincinnati	D3-22
43	Jesse Luketa	LB	6-3	253	1/15/1999	R	Penn State	D7-22
44	Markus Golden	LB	6-3	260	3/13/1991	8	Missouri	TR-20 (NYG)
45	Dennis Gardeck	LB	6-0	232	8/9/1994	5	Sioux Falls	FA-18
46	Aaron Brewer	LS	6-5	232	7/5/1990	11	San Diego State	FA-16
47	Ezekiel Turner	LB	6-2	214	6/9/1996	5	Washington	FA-18
51	Tanner Vallejo	LB	6-1	230	12/16/1994	6	Boise State	FA-19
52	Victor Dimukeje	LB	6-2	262	11/18/1999	2	Duke	D6a-21
53	Billy Price	OL	6-4	310	10/11/1994	5	Ohio State	FA-22
54	Lecitus Smith	OL	6-3	314	7/13/1998	R	Virginia Tech	D6-22
56	Ben Niemann	LB	6-2	235	7/27/1995	5	Iowa	FA-22
57	Kamu Grugier-Hill	LB	6-2	230	5/16/1994	7	Eastern Illinois	FA-22
61	Rodney Hudson	OL	6-2	315	7/12/1989	12	Florida State	TR-21 (LV)
64	Sean Harlow	OL	6-4	303	3/28/1995	2	Oregon State	FA-21
68	Kelvin Beachum	OL	6-3	308	6/8/1989	11	SMU	FA-20
72	Cody Ford	OL	6-3	329	12/28/1996	4	Oklahoma	TR-22 (Buf)
74	D.J. Humphries	OL	6-5	307	12/28/1993	7	Florida	D1-15
75	Max Garcia	OL	6-4	309	11/9/1991	8	Florida	FA-22
76	Will Hernandez	OL	6-3	332	9/2/1995	5	UTEP	UFA-22 (NYG)
79	Josh Jones	OL	6-7	310	6/21/1997	3	Houston	D3-20
81	Robbie Anderson	WR	6-3	190	5/9/1993	7	Temple	TR-22 CAR
83	Greg Dortch	WR	5-7	175	5/29/1998	3	Wake Forest	FA-21
85	Trey McBride	TE	6-4	246	11/22/1999	R	Colorado State	D2-22
86	Zach Ertz	TE	6-5	250	11/10/1990	10	Stanford	TR-21 (Phi)
89	Stephen Anderson	TE	6-3	230	1/30/1993	5	California	UFA-22 (LAC)
91	Michael Dogbe	DL	6-3	280	5/5/1996	4	Temple	D7b-19
93	Jonathan Ledbetter	DL	6-4	282	9/12/1997	1	Georgia	FA-21
94	Zach Allen	DL	6-5	285	8/20/1997	4	Boston College	D3-19
95	Leki Fotu	DL	6-5	335	8/23/1998	3	Utah	D4a-20
97	Cameron Thomas	LB	6-4	267	7/1/2000	R	San Diego State	D3-22
98	Trysten Hill	DL	6-3	300	3/25/1998	4	Central Florida	WV-'22
99	J.J. Watt	DL	6-5	288	3/22/1989	12	Wisconsin	FA-21

## COACHING STAFF

**HEAD COACH:** Kliff Kingsbury

### ASSISTANTS:

Assistants: Jeff Rodgers (Asst. Head Coach/Special Teams Coordinator), Shawn Jefferson (Associate Head Coach/Wide Receivers), Vance Joseph (Defensive Coordinator), Sean Kugler (Run Game Coordinator/Offensive Line), Cam Turner (Co-Pass Game Coordinator/Quarterbacks), Spencer Whipple (Co-Pass Game Coordinator), Kenny Bell (Chief of Staff/Offensive Asst.), Mike Bercovici (Offensive Asst.), Ronald Booker (Defensive Asst.), Charlie Bullen (Outside Linebackers), Matt Burke (Defensive Line), Bill Davis (Linebackers), Devin Fitzsimmons (Asst. Special Teams), Rob Grosso (Defensive Quality Control), Steve Heiden (Tight Ends), Rusty McKinney (Defensive Asst.), Buddy Morris (Strength & Conditioning), Brian Natkin (Asst. Offensive Line), Mark Naylor (Asst. Strength and Conditioning), Marcus Robertson (Defensive Backs), James Saxon (Running Backs), Connor Senger (Bill Bidwill Fellowship/QBs), Greg Williams (Cornerbacks)



# 2022 NFL STANDINGS AND SCHEDULE



	W	L	T	Div	Conf	Wk 1	Wk 2	Wk 3	Wk 4	Wk 5	Wk 6	Wk 7	Wk 8	Wk 9	Wk 10	Wk 11	Wk 12	Wk 13	Wk 14	Wk 15	Wk 16	Wk 17	Wk 18
<b>NFC EAST</b>	8	0	0	2-0	5-0	<u>at DET</u>	<u>MIN</u>	<u>at WSH</u>	<u>JAX</u>	<u>at ARI</u>	<u>DAL</u>	BYE	PIT	<u>at HOU</u>	WSH	at IND	GB	TEN	at NYG	at CHI	at DAL	NO	NYG
Philadelphia	6	2	0	2-1	5-2	TB	CIN	<u>at NYG</u>	<u>WSH</u>	<u>at LAR</u>	<u>at PHI</u>	<u>DET</u>	CHI	BYE	at GB	at MIN	NYG	IND	HOU	at JAX	PHI	at TEN	KC
Dallas	6	2	0	0-1	3-2	<u>at TEN</u>	CAR	DAL	CHI	<u>at GB</u>	BAL	<u>at JAX</u>	<u>at SEA</u>	BYE	HOU	DET	at DAL	WSH	PHI	at WSH	at MIN	IND	at PHI
NY Giants	4	5	0	0-2	2-4	<u>JAX</u>	at DET	PHI	at DAL	TEN	<u>at CHI</u>	GB	<u>at IND</u>	MIN	at PHI	at HOU	ATL	at NYG	BYE	NYG	at SF	CLE	DAL
Washington																							
<b>NFC NORTH</b>	7	1	0	3-0	6-1	<u>GB</u>	at PHI	DET	<u>at NO</u>	CHI	<u>at MIA</u>	BYE	ARI	<u>at WSH</u>	at BUF	DAL	NE	NYJ	at DET	IND	NYG	at GB	at CHI
Minnesota	3	6	0	1-2	2-4	at MIN	CHI	<u>at TB</u>	<u>NE</u>	NYG	NYJ	at WSH	at BUF	at DET	DAL	TEN	at PHI	at CHI	BYE	LAR	at MIA	MIN	DE
Green Bay	3	6	0	0-2	1-5	<u>SF</u>	at GB	<u>HOU</u>	at NYG	at MIN	WSH	<u>at NE</u>	at DAL	MIA	DET	at ATL	at NYJ	GB	BYE	PHI	BUF	at DET	MIN
Chicago	2	6	0	1-1	2-4	PHI	<u>WSH</u>	at MIN	SEA	at NE	BYE	at DAL	MIA	GB	at CHI	at NYG	BUF	JAX	MIN	at NYJ	at CAR	CHI	at GB
Detroit																							
<b>NFC SOUTH</b>	4	5	0	2-1	4-2	<u>at DAL</u>	<u>at NO</u>	GB	KC	<u>ATL</u>	at PIT	at CAR	BAL	LAR	SEA	BYE	at CLE	NO	at SF	CIN	at ARI	CAR	at ATL
Tampa Bay	4	5	0	1-2	3-3	NO	at LAR	<u>at SEA</u>	CLE	at TB	SF	at CIN	CAR	LAC	at CAR	CHI	at WSH	PIT	BYE	at NO	at BAL	ARI	TB
Atlanta	3	6	0	1-2	2-4	<u>at ATL</u>	TB	at CAR	MIN	SEA	CIN	at ARI	LAR	BAL	at PIT	LAR	at SF	at TB	BYE	ATL	at CLE	at PHI	CAR
New Orleans	2	7	0	2-1	2-5	CLE	at NYG	<u>NO</u>	ARI	SF	at LAR	TB	at ATL	at CIN	ATL	at BAL	DEN	BYE	at SEA	PIT	DET	at TB	at NO
Carolina																							
<b>NFC WEST</b>	6	3	0	2-1	4-3	DEN	at SF	ATL	at DET	at NO	ARI	at LAC	NYG	at ARI	at TB	BYE	LV	at LAR	CAR	at SF	at KC	NYJ	LAR
Seattle	4	4	0	3-0	4-2	at CHI	SEA	at DEN	LAR	at CAR	at ATL	KC	at LAR	BYE	LAC	at ARI	NO	MIA	TB	at SEA	WSH	at LV	ARI
San Francisco	3	5	0	1-2	3-4	BUF	ATL	<u>at ARI</u>	at SF	DAL	CAR	BYE	SF	at TB	ARI	at NO	at KC	SEA	LV	at GB	DEN	at LAC	at SE
LA Rams	3	6	0	0-3	2-5	KC	at LV	LAR	at CAR	PHI	at SEA	NO	at MIN	SEA	at LAR	SF	LAC	BYE	NE	at DEN	TB	at ATL	at SF
Arizona																							
<b>AFC EAST</b>	6	2	0	0-2	4-2	<u>at LAR</u>	TEN	at MIA	at BAL	PIT	at KC	BYE	GB	at NYJ	MIN	CLE	at DET	at NE	CHI	at BUF	JAX	at SEA	at MIA
Buffalo	6	3	0	2-1	5-3	BAL	at CLE	CIN	at PIT	MIA	at GB	at DEN	NE	BUF	BYE	at NE	CHI	HOU	at LAC	at BUF	GB	at NE	NY
NY Jets	6	3	0	2-1	4-2	<u>NE</u>	<u>at BAL</u>	<u>BUF</u>	at CIN	at NYJ	MIN	PIT	at DET	at CHI	CLE	BYE	HOU	at SF	at LAC	at ARI	at LV	CIN	at BU
Miami	5	4	0	1-1	4-2	at MIA	at PIT	BAL	at GB	DET	at CLE	CHI	at NYJ	IND	BYE	NYJ	at MIN	BUF	at ARI	at LV	CIN	MIA	at BU
New England																							
<b>AFC NORTH</b>	6	3	0	2-0	4-2	<u>at NYJ</u>	MIA	at NE	BUF	CIN	at NYG	CLE	at TB	at NO	BYE	CAR	at JAX	DEN	at PIT	at CLE	ATL	PIT	at CI
Baltimore	5	4	0	0-3	2-3	PIT	at DAL	<u>at NYJ</u>	MIA	at BAL	at NO	ATL	at CLE	CAR	BYE	at PIT	at BUF	KC	CLE	at TB	at NE	BUF	BAL
Cincinnati	3	5	0	2-1	2-4	<u>at CAR</u>	NYJ	PIT	at ATL	LAC	NE	at BAL	CIN	BYE	at MIA	at BUF	TB	at HOU	at CIN	BAL	NO	at WSH	at PIT
Cleveland	2	6	0	1-1	1-5	<u>at CIN</u>	NE	at CLE	NYJ	at BUF	TB	at MIA	at PHI	BYE	NO	CIN	at IND	at ATL	BAL	at CAR	LV	at BAL	CLE
Pittsburgh																							
<b>AFC SOUTH</b>	5	3	0	3-0	4-2	NYG	at BUF	LV	at IND	at WSH	BYE	IND	at HOU	at KC	DEN	at GB	CIN	at PHI	JAX	at LAC	HOU	at NYG	at JA
Tennessee	3	5	1	1-3-1	3-4-1	CLE	at JAX	KC	TEN	at DEN	JAX	at TEN	WSH	at NE	at LV	PHI	PIT	at DAL	BYE	at MIN	LAC	at NYG	HOU
Indianapolis	3	6	0	1-2	3-3	at WSH	IND	at PHI	at LAC	HOU	at IND	NYG	DEN	LV	at KC	BYE	BAL	at DET	at TEN	DAL	at NYJ	at HOU	TEN
Jacksonville	1	6	1	1-1-1	1-4-1	IND	at DEN	at CHI	LAC	at JAX	BYE	at LV	TEN	PHI	at NYG	WSH	at MIA	CLE	at DAL	KC	at TEN	JAX	at IND
Houston																							
<b>AFC WEST</b>	6	2	0	2-0	3-2	<u>at ARI</u>	LAC	at IND	at TB	LV	BUF	at SF	BYE	TEN	JAX	at LAC	LAR	at CIN	at DEN	at HOU	SEA	DEN	at LV
Kansas City	5	3	0	2-1	4-2	LV	at KC	JAX	at HOU	at CLE	DEN	SEA	BYE	at ATL	at SF	KC	at ARI	at LV	MIA	TEN	at IND	LAR	at DEN
LA Chargers	3	5	0	0-2	2-4	at SEA	HOU	SF	at LV	IND	at LAC	NYJ	at JAX	BYE	at TEN	LV	at CAR	at BAL	KC	ARI	at LAR	at KC	LAC
Denver	2	6	0	1-2	2-4	at LAC	ARI	at TEN	DEN	at KC	BYE	HOU	at NO	at JAX	IND	at DEN	at SEA	LAC	at LAR	NE	at PIT	SF	KC
Las Vegas																							

Bolded and Underlined Opponent - win *Italics* - Tie *\*\*Clinched Playoff Berth* *\*\*Clinched Division Title* *\*\*\*Clinched First-Round Bye*