

# ARIZONA CARDINALS

WEEK 8  
GAME RELEASE  
#AZvsMIN

Mark Dalton - Sr. Vice President, Media Relations | Chris Melvin - Sr. Director, Media Relations | Mike Helm - Sr. Manager, Media Relations  
Jeffrey Sanders - Manager, Corporate Communications | Imani Suber - Media Relations Coordinator



ARIZONA CARDINALS (3-4)  
VS.  
MINNESOTA VIKINGS (5-1)  
U.S. Bank Stadium | October 30, 2022 | 10:00 AM



## THIS WEEK'S PREVIEW

After defeating the New Orleans Saints in a primetime shootout on Thursday Night Football last week, the Cardinals return to the road to play the Minnesota Vikings at U.S. Bank Stadium in Week 8.

The Cardinals face a 5-1 Vikings team that joins the Eagles, Bills and Giants as the only four teams in the league with one loss or fewer. Minnesota is 3-0 at home this season and enters the contest on a four-game winning streak.

The NFL's best road team over the last two seasons (2021-22), Arizona is looking for its third road win of 2022. To get it, the Cardinals will have to win in a place they haven't since 1977. That has been a theme of the series between these two teams, with each of the last eight games being won by the home team. The most recent came last season when Arizona outlasted the Vikings 34-33 in Week 2 at State Farm Stadium.

This week's game is a crucial one for Arizona, who at 3-4 is looking to remain in the thick of an NFC that features 11 teams with three wins or fewer. NFC West battles also loom. After facing the Vikings on Sunday the Cardinals begin a stretch of three straight against division opponents, including a Week 9 rematch against the division-leading Seahawks.

As they have quite a few times already this season, the Cardinals defense will be tasked with slowing down an explosive offense led by one of the NFL's best receivers. Arizona's secondary has already gone toe-to-toe with the likes of Cooper Kupp, Davante Adams, A.J. Brown, DeVonta Smith, D.K. Metcalf and Tyler Lockett in the first seven games. None of those mentioned had a notable performance against the Cardinals defense. This week they will try to add Vikings standouts Justin Jefferson and Adam Thielen to that list.

Arizona will also be looking to continue its offensive momentum from last week, which saw the return of WR **DeAndre Hopkins** and the addition of WR **Robbie Anderson**. Hopkins wasted no time showing how his presence affects the offense, finishing with 10 receptions for 103 yards while also drawing three key penalties on Saints DBs. Limited after just two days of practice with his new team, Anderson provides the Cardinals with another weapon against a Vikings defense that ranks 27<sup>th</sup> overall and 28<sup>th</sup> against the pass this season.



## ARIZONA CARDINALS - 2022 SCHEDULE

Date	Opponent	Regular Season Location	AZ Time
Sep. 11	KANSAS CITY	State Farm Stadium	L, 21-44
Sep. 18	@ Las Vegas	Allegiant Stadium	W, 29-23 (OT)
Sep. 25	L.A. RAMS	State Farm Stadium	L, 12-20
Oct. 2	@ Carolina	Bank of America Stadium	W, 26-16
Oct. 9	PHILADELPHIA	State Farm Stadium	L, 17-20
Oct. 16	@ Seattle	Lumen Field	L, 9-19
Oct. 20	NEW ORLEANS#	State Farm Stadium	W, 42-34
Oct. 30	@ Minnesota	U.S. Bank Stadium	10:00 AM
Nov. 6	SEATTLE*	State Farm Stadium	2:05 PM
Nov. 13	@ L.A. Rams*	SoFi Stadium	2:25 PM
Nov. 21	SAN FRANCISCO^	Estadio Azteca (Mexico City)	6:15 PM
Nov. 27	L.A. CHARGERS*	State Farm Stadium	2:05 PM
	-BYE-		
Dec. 12	NEW ENGLAND^	State Farm Stadium	6:15 PM
Dec. 18	@ Denver*	Empower Field at Mile High	2:05 PM
Dec. 25	TAMPA BAY>	State Farm Stadium	6:20 PM
Jan. 1	@ Atlanta*	Mercedes-Benz Stadium	11:00 AM
TBD	@ San Francisco*	Levi's Stadium	TBD

# Prime Video Thursday Night Football  
^ ESPN Monday Night Football  
> NBC Sunday Night Football  
\* Subject to flexible scheduling decisions

## GAME RELEASE INDEX

Page	Contents
2	Cardinals-Vikings Matchup Notes
3	By The Numbers / What To Look For in Week 8 / NFL Schedule
4	Cardinals Success on the Road
5-7	Season Highlights / Hopkins Return / J. Watt / Z. Allen / Z. Collins
8	State Farm Stadium / BetMGM Sportsbook / Next Up in Primetime
9	Michael Bidwill / Violet Bidwill / Steve Keim
10	2021 Season Highlights
11-13	Kyler Murray Highlights
14-15	DeAndre Hopkins Highlights
16	Zach Ertz Highlights
17	A.J. Green Highlights
18	James Conner / Marquise Brown / Robbie Anderson
19-20	J.J. Watt Highlights
21	B. Baker / J. Thompson / M. Golden / I. Simmons / Z. Allen / B. Murphy
22	Special Teams Highlights / Matt Prater / Andy Lee
23-62	2022 Statistics / Rosters / Depth Chart / 2022 NFL Standings

## THIS WEEK'S HIGHLIGHTS

- The Cardinals take a trip to Minnesota in Week 8 looking to improve to 4-4 while also trying to earn their third road win of the season.
- Arizona is coming off its highest-scoring outing of the Kliff Kingsbury era with last week's 42-34 win over the New Orleans Saints on Thursday Night Football.
- The Cardinals face a bend-but-don't-break defense in Minnesota on Sunday. The Vikings rank 27<sup>th</sup> in the NFL in total yards allowed/game but are among the 12 teams in the NFL allowing fewer than 20 points per game (19.7).
- Making his 2022 debut, WR **DeAndre Hopkins** finished last week's game with 10 receptions for 103 yards while also drawing three key penalties on Saints DBs. **With the win, the Cardinals improved to 9-2 in games Hopkins has played in dating back to the beginning of last season.**
- In the win over the Saints, **RB Eno Benjamin established career highs for scrimmage yards (113) and rushing yards (92), scored his third career TD and also broke the longest run of his career (45 yards).**
- Four days after three players (LBs **Zaven Collins**, **Cameron Thomas** and **Myjai Sanders**) recorded their first career sack (@ Sea in Week 6), three Arizona players (LB **Isaiah Simmons**, CB **Marco Wilson** and RB **Keaontay Ingram**) scored their first career TDs vs. the Saints in Week 7.
- Arizona leads the NFL with four return TDs this season and also ranks third in the NFL with 42 points scored off turnovers in 2022.
- In the last two games, LB **Zaven Collins** has recorded 17 tackles, 2.0 sacks, two tackles for loss, two QB hits and a pass defensed.

## BROADCAST INFORMATION

National Broadcast: FOX / Play-By-Play: Chris Myers Analyst: Mark Schlereth Sideline: Kristina Pink

National Radio: ESPN Radio / Play-By-Play: Mike Couzens Analyst: De'Angelo Hall

Cardinals Radio: Arizona Sports 98.7 FM / Play-By-Play: Dave Pasch Analyst: Ron Wolfley Sideline: Paul Calvisi

Cardinals Spanish Radio: KHOV 105.1 FM / Play-By-Play: Luis Hernandez Analyst: Jose Romero



## CARDINALS-VIKINGS CONNECTIONS

### VIKINGS CONNECTIONS

Cardinals Co-Pass Game Coordinator/QBs coach **Cam Turner** served as the assistant to the head coach for the Vikings from 2011-12 under Leslie Frazier.

Cardinals Director of Player Personnel **Dru Grigson** signed with the Vikings as an undrafted rookie free agent in 2003.

### CARDINALS CONNECTIONS

Vikings DE **Jonathan Bullard** played with the Cardinals in 2019, starting six of 9 games played and totaling 22 tackles, 1.5 sacks, seven QB hits and four tackles for loss.

Vikings RBs Coach/Run Game Coordinator **Curtis Modkins** served as Arizona's RBs coach in 2009.

### ARIZONA CONNECTIONS

Vikings Asst. QBs coach **Jerrod Johnson** played for the Arizona Rattlers of the Arena League for a season in 2012.

Vikings Quality Control coach **Derron Montgomery** was a senior offensive analyst for the University of Arizona during the 2021 season.

Vikings Head Athletic Trainer **Uriah Myrie** was an assistant athletic trainer at Arizona State from 2015-17.

### FAMILY CONNECTIONS

Cardinals Director of Player Personnel **Dru Grigson** is the brother of **Ryan Grigson**, who serves as the Vikings Senior Vice President of Player Personnel.

### PRO/COLLEGE CONNECTIONS

Cardinals Head Coach **Kliff Kingsbury** (1999-2002) and Vikings OLBs/Pass Russ Specialist **Mike Smith** (2001-05) were teammates at Texas Tech. Kingsbury later brought Smith onto his staff as a co-defensive coordinator from 2013-15 when he served as head coach at Texas Tech.

Cardinals QB **Colt McCoy** and Vikings QB **Kirk Cousins** were teammates for four seasons (2014-17) with the Washington Commanders.

Cardinals Defensive Assistant **Rusty McKinney**, Vikings Head Coach **Kevin O'Connell** (2015) and Vikings TEs/Passing Game Coordinator **Brian Angelichio** all served on the Cleveland Browns staff under then-head coach **Mike Pettine** (now the Vikings Assistant Head Coach) from 2014-15.

Cardinals Run Game Coordinator/OL coach **Sean Kugler** (1993, 1994, 1995-2000) was an offensive line coach at UTEP while Vikings Offensive Coordinator **Wes Phillips** (1998-2001) was a player. Cardinals Assistant Offensive Line coach **Brian Natkin** and Phillips played together at UTEP from 1998-2000.

Vikings Asst. DBs/Safeties coach **Roy Anderson** served as the lead defensive analyst at LSU in 2019 while Cardinals DT **Rashard Lawrence** was a player.

**Rashard Lawrence** (2016-19) and RB **Darrel Williams** (2014-17) played with Vikings WR **Justin Jefferson** (2017-19) and OL **Ed Ingram** (2017-21) at LSU. Lawrence, Jefferson and Ingram were all part LSU's 2019 National Championship team.

Cardinals QB **Kyler Murray** and OL **Cody Ford** were teammates with Vikings LB **Brian Asamoah** at Oklahoma in 2018.

Cardinals LB **Isaiah Simmons** and Vikings CB **Andrew Booth, Jr.** were teammates at Clemson in 2019 when they helped the Tigers to their second consecutive National Championship Game appearance.

Cardinals LB **Tanner Vallejo** (2014-16) and Vikings RB **Alexander Mattison** (2016-18) played together at Boise State.

Vikings DL **Dalvin Tomlinson** (2017-20) played with Cardinals OL **Will Hernandez** (2018-21), LB **Markus Golden** (2019-20), CB **Antonio Hamilton** (2018-19) and QB **Colt McCoy** (2020) with the Giants.

Cardinals TE **Zach Ertz** (2013-21) and Vikings WR **Jalen Reagor** (2020-21) were teammates for two seasons in Philadelphia.

Cardinals RB **James Conner** (2013-16) and Vikings T **Brian O'Neill** (2015-17) were teammates at the University of Pittsburgh.

Vikings DL **Jonathan Bullard** (2012-15) played with Cardinals OL **D.J. Humphries** (2012-14) and OL **Max Garcia** (2012-14) at the University of Florida.

Cardinals LB **Tanner Vallejo** (2018) and Vikings K **Greg Joseph** (2018) played together in Cleveland.

Vikings DBs coach **Daronte Jones** (2016-17) and O-Line coach **Chris Kuper** (2016-18) were on the Miami Dolphins staff alongside Cardinals Associate Head Coach/WRs coach **Shawn Jefferson** (2016-18), Defensive Coordinator **Vance Joseph** (2016), OLBs coach **Charlie Bullen** (2012-18), D-Line coach **Matt Burke** (2016-18) and Defensive Assistant **Rusty McKinney** (2016-18).

Cardinals Asst. Head Coach/Special Teams Coordinator **Jeff Rodgers** (2015-17) served as the Bears special teams coordinator while Vikings Defensive Coordinator **Ed Donatell** (2015-18) served as the defensive backs coach and Asst. DBs/Safeties coach **Roy Anderson** (2017-18) coached safeties.

Vikings ILBs coach **Greg Manusky** (2007-10) and Cardinals Defensive Coordinator **Vance Joseph** (2005-10) coached together for the 49ers when Manusky served as defensive coordinator and Joseph served as DBs coach.

Vikings Assistant D-Line coach **A'Lique Terry** (2014-17) was teammates with Cardinals WR **Greg Dortch** (2016-18) at Wake Forest.

Vikings OLBs/Pass Russ Specialist **Mike Smith** coached Cardinals LB **Ben Niemann** for one season in 2018 with the Chiefs.

## CARDINALS FACE PETERSON AGAIN

The Cardinals played 154 games with All-Pro CB **Patrick Peterson** and when the team travels to Minnesota this week they will play their second game against him.

Selected by Arizona #5 overall in 2011 NFL Draft, Peterson played 10 seasons (2011-20) with the Cardinals and in that time totaled 499 tackles, 28 INTs, 91 passes defended, 4.0 sacks, 2 forced fumbles, 10 tackles for loss and scored five TDs (4 punt return, 1 INT Return).

### Peterson's Arizona Highlights:

- Earned a spot on the 2010-19 All-Decade Team by the Pro Football Hall of Fame's 48-member selection committee.
- Voted to the Pro Bowl in each of his first eight NFL seasons, becoming the first player in team history to accomplish the feat. His eight consecutive Pro Bowl selections are also a franchise record.
- Earned first-team All-Pro honors three times with two selections at CB (2013, 2015) and one as a kick returner (2011).
- Five-time team captain (2013, 2015-18).
- Only five players in team history - including four Hall of Famers - had more INTs than Peterson (28).
- Started all 128 games during his first eight NFL seasons, becoming the first Cardinal since at least the 1970 NFL-AFL merger to start 100+ consecutive games to begin his career.
- Tied an NFL record and became just the fourth player in history to return four punts for TDs during a single season as a rookie in 2011. Became the first player in NFL history with four punt return TDs of 80+ yards in a single season.



## HICKS LED THE WAY IN ARIZONA


For three seasons Arizona saw first-hand just how disruptive and productive Vikings LB **Jordan Hicks** can be.

In his three years (2019-21) with the Cardinals, Hicks was a two-time team captain (2020-21) and started all 49 games played, totaling 384 tackles, 5.5 sacks, 29 tackles for loss, 13 QB hits, 15 passes defended, four INTs, three forced fumbles and three fumble recoveries.

During that stretch, he ranked fifth among all NFL defenders in tackles.

### NFL Leaders - Total Tackles (2019-21)

Rnk	Player (Team)	Tackles
1	LB Bobby Wagner (Sea)	467
2	LB Roquan Smith (Chi)	402
3	LB Zach Cunningham (Ten)	392
4	LB Joe Schobert (Pit)	386
5	LB Jordan Hicks (AZ)	384



During his final season in Arizona in 2021, Hicks totaled 116 tackles, a career-high 4.0 sacks, seven tackles for loss, five QB hits, five passes defended, a forced fumble and two fumble recoveries.

### THE CARDINALS GOOD GUY IN 2021

Last season Hicks received the Steve Schoenfeld "Good Guy" Award from the Arizona chapter of the PFWA. Named in honor of the former Arizona Republic beat reporter, the award recognizes the player who was deemed the most available, insightful and professional with reporters.

## 2022 SEASON STATISTICS AND RANKINGS

Statistic	AZ	Rank	MIN	Rank
Points Scored/Game	22.3	15	23.2	13
Points Allowed/Game	25.1	27	19.7	12
TDs Scored	18	t-9	16	19
TDs Allowed	19	t-22	14	t-7
Rushing TDs	7	t-9	7	t-9
Passing TDs	7	t-18	9	t-12
Return TDs	4	1	0	t-21
Rushing TDs Allowed	6	t-14	8	t-24
Passing TDs Allowed	12	25	6	t-5
Return TDs Allowed	1	t-13	0	t-1
Sacked/Yards Lost	16/130	t-21	11/86	t-5
Fumbles/Lost	11/1	t-2	5/1	t-2
Field Goals Made	10/11	t-19	9/13	t-23
Total Yards/Game	343.1	15	339.8	18
Opp. Total Yards/Game	359.7	22	384.5	27
Rushing Yards/Game	121.9	13	97.8	25
Opp. Rushing Yards/Game	101.1	6	112.5	14
Passing Yards/Game	221.3	t-17	242.0	10
Opp. Passing Yards/Game	258.6	25	272.0	28
Turnover Ratio	+5	t-3	+4	5
Average Time of Possession	31:09	7	29:06	

## BY THE NUMBERS

**10-2**

Cardinals record on the road dating back to 2021. Arizona has the best road record in the NFL during that span.

**14-6**

Cardinals record on the road in the last three seasons (2020-22). Only Kansas City (.800) has a higher road winning percentage than Arizona (.700) during that span.

**+19**

Cardinals turnover differential on the road dating back to last season. That is the best in the NFL during that span. The next-highest total is +11.

**67**

Combined points scored by the Cardinals and Vikings in Arizona's 34-33 victory in Week 2 last season. The teams combined for 893 total yards, 8 TDs and 4 FGs in the contest.

**114**

Receiving yards for WR Rondale Moore last year vs. Minnesota. He had seven catches in the contest, including a 77-yard TD reception that was the first TD catch of his career.

**154**

Games All-Pro CB Patrick Peterson played with the Cardinals during his 10 seasons (2011-20) in Arizona. Peterson was voted to the Pro Bowl in each of his first eight NFL seasons.

**9-2**

Cardinals record in the 11 games WR DeAndre Hopkins played dating back to last season.

**799**

Career receptions for Hopkins. With one catch on Sunday at Minnesota, Hopkins - at 30 years, 146 days old - would become the third-youngest player in NFL history to reach 800 career receptions behind only Larry Fitzgerald (30 years, 57 days) and Antonio Brown (30 years, 138 days).

**42**

Points scored by the Cardinals in their win over the Saints on Thursday Night Football last week. That is the most points ever by Arizona in a primetime game.

**22-2**

Arizona's record when leading at halftime under head coach Kliff Kingsbury.

**4**

Return TDs for the Cardinals this season (2 FR, 2 INT Return). Arizona's four return TDs lead the NFL.

**3**

Arizona players that scored their first career TD in last week's win over the Saints: CB Marco Wilson and LB Isaiah Simmons had INT return TDs and rookie RB Keaontay Ingram had a rushing TD.

**+5**

Arizona's turnover differential in 2022 (10 takeaways, 5 turnovers). Only Philadelphia (+12) and Dallas (+6) have better turnover differentials this season. The Eagles (2) are the only team in the NFL with fewer turnovers than the Cardinals (5) in 2022.

**59**

Turnovers for the Cardinals in 56 games under head coach Kliff Kingsbury. Dating back to 2019, only the Packers (46) have fewer.

**19**

Fumbles lost by the Cardinals under Kingsbury. That is the fewest in the NFL dating back to 2019. No other team in the league has fewer than 23 fumbles lost during that span.

**113**

Scrimmage yards for RB Eno Benjamin last week vs. the Saints. In his second career start, Benjamin established career highs for scrimmage yards (113) and rushing yards (92), scored his third career TD and also broke the longest run of his career (45 yards).

**49**

Tackles for second-year LB Zaven Collins in 2022. Through seven games, Collins has nearly doubled his tackle total from all of last season (25 in 17 games). He recorded a career-high nine tackles last week vs. New Orleans and in the last two games has recorded 17 tackles, 2.0 sacks, two tackles for loss, two QB hits and a pass defended.

**6**

Passes defended for DL Zach Allen this season, a career high. His six passes defended are tied with Carolina's Derrick Brown for the most in the NFL among defensive linemen. Allen is the only player in the NFL this season with 2.0+ sacks and 6+ passes defended.

**9.0**

Sacks for LB Markus Golden in his last 11 road games.

## WHAT TO LOOK FOR IN WEEK 8

### WITH A WIN THIS WEEK...

- The Cardinals would snap a nine game winless streak on the road at Minnesota and earn their first road win against the Vikings since 1977.
- Arizona would improve to 3-1 on the road in 2022 and 11-2 on the road dating back to 2021.

### MILESTONES WITHIN REACH

#### WR DeAndre Hopkins

- With 1 catch, Hopkins would have 800 career receptions. At 30 years, 146 days old he would be the third-youngest player in NFL history to reach the milestone behind only Larry Fitzgerald (30 years, 57 days) and Antonio Brown (30 years, 138 days).
- With 1 reception, Hopkins would have at least one catch in 138 consecutive games. That would extend the longest active streak in the NFL.
- With 1 TD reception, Hopkins would have three TD receptions in three career games vs. Minnesota.

#### TE Zach Ertz

- With 1 reception, Ertz would have at least one catch in 114 consecutive games. That would extend the fourth-longest active streak in the NFL.

#### QB Kyler Murray

- With 1 TD (passing or rushing), Murray would have 100 career TDs.
- With a passer rating of 120.0+, Murray would have 10 such performances in his career. That would tie Neil Lomax (10 times in 108 games) for the most games with a passer rating of 120.0+ in franchise history.

#### DL J.J. Watt

- With 1.0 sack, Vikings QB Kirk Cousins would become the 44<sup>th</sup> different QB Watt has sacked in his career.

#### WR Robbie Anderson

- With 1 TD catch, Anderson would have a TD reception in each of his last three games played vs. the Vikings.
- With 1 TD catch, Anderson would have 30 TD receptions for his career.

#### LB Markus Golden

- With 1.0 sack, Golden would have 46.5 sacks for his career, including 35.0 with Arizona. He would also have 10.0 sacks in his last 12 road games.

#### ANY PLAYER RETURN TD

- The Cardinals would have five return TDs in 2022. It would mark the first time since 2015 (7) Arizona had at least five return TDs in a single season.

## WEEK 8 AROUND THE NFL

*Teams on Bye: Chiefs, Chargers*

### Thursday, October 27

Baltimore Ravens at Tampa Bay Buccaneers - 5:15 PM (Prime Video)

### Sunday, October 30

Denver Broncos at Jacksonville Jaguars - 6:30 AM (ESPN+) - London

**Arizona Cardinals at Minnesota Vikings - 10:00 AM (FOX)**

Carolina Panthers at Atlanta Falcons - 10:00 AM (FOX)

Chicago Bears at Dallas Cowboys - 10:00 AM (FOX)

Miami Dolphins at Detroit Lions - 10:00 AM (CBS)

Las Vegas Raiders at New Orleans Saints - 10:00 AM (CBS)

New England Patriots at New York Jets - 10:00 AM (CBS)

Pittsburgh Steelers at Philadelphia Eagles - 10:00 AM (CBS)

Tennessee Titans at Houston Texans - 1:05 PM (CBS)

Washington Commanders at Indianapolis Colts - 1:25 PM (FOX)

San Francisco 49ers at Los Angeles Rams - 1:25 PM (FOX)

New York Giants at Seattle Seahawks - 1:25 PM (FOX)

Green Bay Packers at Buffalo Bills - 5:20 PM (NBC)

### Monday, October 31

Cincinnati Bengals at Cleveland Browns - 5:15 PM (ESPN, ESPN2)

## KEEPING UP WITH THE CARDINALS

The Cardinals 2022 media guide can be found at the team's media site on NFL Online Media Guide ([www.NFLOMG.com](http://www.NFLOMG.com)).

The all-encompassing media resource is updated continuously and will include the following:

- Traditional media guide information
- Player bios that feature career and seasons stats updated in real-time.
- Official league statistics from NFL GSIS
- Tweet-ready charts and stat grids that update in real time
- Customizable in-game reports
- Final game books and statistics
- Records and milestones tracked live
- Postgame quotes



## CARDS GO FOR 3RD ROAD WIN OF 2022

### CARDS ARE THE NFL'S BEST ON THE ROAD

After leading the NFL with a franchise single-season record eight road wins in 2021, Arizona is 2-1 on the road in 2022.

Dating back to the beginning of last season, the Cardinals are 10-2 on the road. Their .833 winning percentage in that span leads the NFL.

#### NFL Leaders

#### Road Winning Percentage (2021-22)

Rnk	Team	Win%	W	L
1	Arizona	.833	10	2
2t	Dallas	.750	9	3
2t	Philadelphia	.750	9	3
4	L.A. Rams	.727	8	3
5t	Kansas City	.667	8	4
5t	Buffalo	.667	8	4
5t	New England	.667	8	4

The Cardinals also have a 14-6 record on the road over the last three seasons (2020-22). In that span, only Kansas City (.800) has a higher road winning percentage than Arizona (.700).



#### NFL Leaders – Road Winning Percentage (2020-22)

Rnk	Team	Win%	W	L
1	Kansas City	.800	16	4
2t	Arizona	.700	14	6
2t	Buffalo	.700	14	6
4	Tennessee	.684	13	6
5	Tampa Bay	.667	14	7

Of the Cardinals 14 road wins over the last three seasons (2020-22), an NFL-high 11 have come by 10+ points.

#### NFL Leaders – Road Wins of 10+ Points (2020-22)

Rnk	Team	Wins
1	Arizona	11
2	Buffalo	9
3t	Tampa Bay	8
3t	Kansas City	8
5t	New Orleans	7
5t	Baltimore	7
5t	Indianapolis	7

#### CARDS GET LONG-AWAITED WIN IN CAROLINA - NOW TRY FOR MINNESOTA

In Week 4, the Cardinals defeated the Panthers 26-16 in Carolina. Arizona earned its first road win in the series since the 2008 postseason and its first regular season road win since 2002.

In Week 8, the Cardinals look to end a much longer road drought when they take on the Vikings at U.S. Bank Stadium. The Cardinals travel to Minnesota looking for their first road win against the Vikings since 1977.

Arizona is looking for its fifth road win in the series vs. Minnesota. The Cardinals won their first four road games against the Vikings but have since dropped nine in a row heading into this week.

### WHERE AZ RANKS ON THE ROAD (2021-22)

The Cardinals 10-2 road record dating back to last season is the best in the NFL. Below is a look at where the Cardinals rank on the road in a number of statistical categories during that span.

Statistic	Total	NFL Rnk
Wins	10	1 <sup>st</sup>
Turnover Margin	+19	1 <sup>st</sup>
Forced Fumbles	17	1 <sup>st</sup>
Fumble Recoveries	14	1 <sup>st</sup>
Fewest Turnovers	7	1 <sup>st</sup>
Points Off Turnovers	106	1 <sup>st</sup>
Time of Possession	33:37	1 <sup>st</sup>
Point Differential	+103	2 <sup>nd</sup>
Takeaways	26	2 <sup>nd</sup>
Points Scored	331	3 <sup>rd</sup>
Passer Rating	102.2	3 <sup>rd</sup>
Sacks by Defense	37	3 <sup>rd</sup>
Total TDs	39	t-3 <sup>rd</sup>
Rushing TDs	15	t-3 <sup>rd</sup>
Defensive TDs	3	t-4 <sup>th</sup>
Net Yards/Game	384.2	4 <sup>th</sup>



Dating back to last season, the Cardinals have been particularly strong when it comes to protecting the ball and creating turnovers on the road.

- AZ has just 7 turnovers on the road. No other team has fewer than 11.
- AZ has a +19 turnover differential on the road. The next-best total is +11.
- AZ has forced 17 fumbles on the road. No other team has more than 12.

## 2022 - NOTES FROM THE ROAD

### WIN IN VEGAS WAS A WILD ONE

Arizona's Week 2 win at Las Vegas resulted in one of the biggest comeback wins in franchise history.

The Cardinals trailed 20-0 at halftime and came from behind to earn the OT victory. It marked just the fifth time in franchise history - and first time since 1999 - Arizona overcame a deficit of 20+ points to win a game.

The Cards 20-point comeback is the largest lead surrendered in Raiders history.



#### Franchise History – Biggest Comebacks

Rnk	Pts	Opponent	Comeback Notes
1	25	vs. Tampa Bay, 11/8/87	Trailed 28-3 entering the 4 <sup>th</sup> quarter
2	23	vs. San Francisco, 11/6/88	Trailed 23-0 in the 3 <sup>rd</sup> quarter
3t	21	at Philadelphia, 9/12/99	Trailed 21-0 after 1 <sup>st</sup> quarter
3t	21	at L.A. Rams, 12/4/49	Trailed 24-3 in the 3 <sup>rd</sup> quarter
5	20	at Las Vegas, 9/18/22	Trailed 20-0 at halftime

• Prior to the victory over the Raiders in Week 2, the Cardinals had never won a game when trailing by 20+ points at halftime. Including postseason, Arizona was 0-88-1 in games they faced a halftime deficit of at least 20 points.

• Arizona became the first team in NFL history to score a TD on the last play of regulation, execute a two-point conversion to force OT, then go on to win in OT.

### KYLER DIRECTS THE COMEBACK

QB Kyler Murray put on a historic performance the Cardinals comeback over the Raiders. In the second half/OT, he completed 25-of-40 pass attempts for 224 yards and a TD, while also rushing for 28 yards and a TD on five carries. He also ran for an unforgettable two-point conversion and threw for another.



He became the first player in NFL history to have a passing TD, rushing TD, a two-point conversion pass and a two-point conversion run in the same game.

On his remarkable two-point conversion run that lasted nearly 21 seconds, he ran a total distance of 84.9 yards according to NFL Next Gen Stats.

In the second half/OT, Murray accounted for 16 of the Cardinals 20 first downs. He threw for 11 first downs and all five of his rushing attempts resulted in first downs.

### MURPHY WINS IT WITH A LONG RETURN

The score that won it in OT for the Cardinals in Las Vegas was a 59-yard fumble return TD by CB **Byron Murphy, Jr.** On a 2<sup>nd</sup>-n-10 play from the AZ 39-yard line, Raiders WR Hunter Renfrow caught a one-yard pass when LB **Isaiah Simmons** laid a hard hit that forced the ball loose. Murphy picked up the fumble and returned it for the game-winning TD.

Murphy's 59-yard return is the longest OT fumble return TD in NFL history (regular season or postseason) - and just the second-ever of 50+ yards.



#### NFL History

#### Longest OT Fumble Return TDs (Regular & Postseason)

Rnk	Player (Team)	Dist	Opponent
1	Byron Murphy, Jr. (AZ)	59	9/18/22 at Las Vegas
2	Johnnie Cooks (Bal)	52	9/4/83 at New England
3	Glenn Cadrez (Den)	37	12/19/99 vs. Seattle
4	Anthony Barr (Min)	27	10/26/14 at Tampa Bay
5	Karlos Dansby (AZ)	17	1/10/10 vs. Green Bay (WC)*

\*Playoff Game

### MURPHY AND MURRAY NOW IN THE HALL OF FAME

After making history in the Cardinals comeback win over the Raiders, both QB **Kyler Murray** and CB **Byron Murphy, Jr.** are being honored at the Pro Football Hall of Fame, which has a game-used ball signed by Murray and the jersey of Murphy now on display in Canton.

Murray is being honored for becoming the first player in NFL history to have a passing TD, rushing TD, a two-point conversion pass and a two-point conversion run in the same game.

Murphy is being honored for his game-winning TD in OT, the longest OT fumble return TD in NFL history (59 yards).



**A HIGH-SCORING THURSDAY NIGHT AFFAIR**

Playing on Thursday Night Football in Week 7 - in the first of their four scheduled primetime games this season - the Cardinals defeated the New Orleans Saints 42-34 at State Farm Stadium.



**The combined 76 points made the Cardinals victory over the Saints the highest-scoring Thursday Night game in over five years (since 9/21/17 when the Rams defeated the 49ers 41-39).**

**The 42 points scored vs. the Saints on Thursday Night Football were the most ever by the Cardinals in a primetime game. The previous high was 40 at Philadelphia (12/20/15) on Sunday Night Football.**

Last week's game marked just the second time in the last 12 seasons (2011-22) that the Cardinals scored 42+ points in a home game. The 42-point performance represents the fourth-best total for the Cardinals in a game at State Farm Stadium (2006-22).

**Cards Highest Point Totals at State Farm Stadium (2006-22)**

Rnk	Pts	Opponent
1	48	12/30/07 vs. St. Louis
2	47	9/27/15 vs. San Francisco
3	43	12/12/10 vs. Denver
4	42	10/20/22 vs. New Orleans
5t	41	12/18/16 vs. New Orleans
5t	41	10/5/08 vs. Buffalo

**A HIGH-SCORING SECOND QUARTER LED TO CARDS WIN**

**22 POINTS IN FINAL 3 MINUTES OF FIRST HALF:** After scoring 22 points in the final three minutes of the second quarter, the Cardinals entered halftime with a 28-14 lead over the Saints. **With the win, Arizona now holds a 22-2 record when leading at halftime under head coach Kliff Kingsbury.**

**Arizona scored 25 points in the second quarter against the Saints. It was just the second time (28 in the 2<sup>nd</sup> Qtr @ Detroit on 10/11/15) in the last 39 years (1984-22) that the Cardinals scored 25+ points in any single quarter.**

**THREE SCORE FIRST CAREER TOUCHDOWN**

**Two Cardinals defenders - CB Marco Wilson and LB Isaiah Simmons - scored their first career NFL TDs in last week's win over the Saints on Thursday Night Football. Both came in the second quarter.**

**It marked the first time since 9/27/15 vs. San Francisco - Tyrann Mathieu (33 yards) and Justin Bethel (21 yards) - the Cardinals had multiple INT return TDs in a game.**

**WILSON:** Picked off a tipped pass at the Saints 38 yard-line and returned it for a TD to give the Cardinals a 20-14 lead. **In addition to his first career TD, it was also Wilson's first career INT.** Prior to last week, his last TD came during his senior year at American Heritage (Plantation, FL) High School in 2016 (6-yard INT return).



**SIMMONS:** Collected his third career INT when he jumped in front of an Andy Dalton pass on the very next drive. **Simmons returned the INT 56 yards for his first TD since his sophomore year at Clemson in 2018 (27-yard INT return vs. Louisville).**

**Rookie RB Keaontay Ingram - playing in just his second career game - scored his first NFL TD on a two-yard run in the second quarter.**

**CARDS ADD TWO MORE TWO-POINTERS**

**Arizona was successful on both two-point conversion attempts against the Saints last Thursday night. The Cardinals are now 5-of-7 (.714) on two-point tries this season.**

**Arizona's five successful two-point conversions are tied for the most in a single-season in franchise history. They are also the most in the NFL this season.**

Franchise Record 2-Point Conversions (Season)			2022 NFL Leaders 2-Point Conversions		
Rnk	Year	2-pt	Rnk	Team	2-Pt
1t	2022	5	1	Arizona	5
1t	1995	5	2	New Orleans	3
3t	2019	3	3t	Atlanta	2
3t	2005	3	3t	Cincinnati	2
3t	1997	3	3t	Detroit	2
			3t	Minnesota	2
			3t	Washington	2

**HOP GOES FOR 103 IN 2022 DEBUT**

**Making his 2022 debut, WR DeAndre Hopkins finished last week's game against the Saints with 10 receptions for 103 yards.**

**Hopkins also drew three holding penalties that resulted in two first downs and a two-point conversion. The first holding call came on a two-point conversion pass to Hopkins that fell incomplete in the second quarter. The penalty resulted in another attempt that was successful on an Eno Benjamin run, tying the game at 14.**

**With the win over New Orleans, the Cardinals improved to 9-2 in games Hopkins has played in dating back to the beginning of last season.**



Last week's game marked Hopkins' 38<sup>th</sup> career 100-yard outing. That is the second-highest total in the NFL among active players.

**Active NFL Leaders Games w/ 100+ Receiving Yards**

Rnk	Player (Team)	Gms
1	Julio Jones (TB)	59
2	DeAndre Hopkins (AZ)	38
3	A.J. Green (AZ)	35
4	Davante Adams (LV)	34
5t	Mike Evans (TB)	31
5t	Travis Kelce (KC)	31
5t	Keenan Allen (LAC)	31

**BIG PERFORMANCE IN RETURN LEAVES HOPKINS ONE CATCH SHY OF 800**  
**After catching 10 passes against the Saints last week, Hopkins has 799 receptions in his career. With one catch on Sunday at Minnesota, Hopkins - at 30 years, 146 days old - will become the third-youngest player in NFL history to reach 800 career receptions.**

**NFL History - Youngest Players to Reach 800 Career Receptions**

Rnk	Player	Age
1	Larry Fitzgerald	30 years, 57 days
2	Antonio Brown	30 years, 138 days
3	Jason Witten	30 years, 238 days
4	Andre Johnson	31 years, 165 days
5	Brandon Marshall	31 years, 195 days

**ANOTHER PRODUCTIVE DAY ON THE GROUND**

Arizona finished last week's game against the Saints with 137 rushing yards and two TDs on 29 attempts (4.7 avg.). **It was the Cardinals 41<sup>st</sup> game with 100+ rushing yards under Kliff Kingsbury (2019-22). In that span, only Baltimore (52) and Philadelphia (43) have more games with 100+ rushing yards.**



**NFL Leaders Games w/ 100+ Rushing Yards (2019-22)**

Rnk	Team	Gms
1	Baltimore	52
2	Philadelphia	43
3t	Arizona	41
3t	Tennessee	41
3t	Cleveland	41

**In 56 games under Kingsbury, Arizona has rushed for 7,156 yards and 70 TDs on 1,562 attempts (4.58 avg.). The Cardinals are one of just four teams in the NFL with 7,000+ rushing yards and 70+ rushing TDs over the last four seasons (2019-22).**

**Teams w/ 7,000+ Rushing Yards & 70+ Rushing TDs (2019-22)**

Team	Yards	TDs	Att	Avg.
Tennessee	7,969	76	1,692	4.71
Philadelphia	7,617	70	1,632	4.67
San Francisco	7,205	70	1,623	4.44
Arizona	7,156	70	1,562	4.58

**ANDERSON MAKES HIS CARDINALS DEBUT**

DeAndre Hopkins wasn't the only Cardinals wideout who made his 2022 Cardinals debut last Thursday night. WR **Robbie Anderson** - acquired last Monday (10/17) in a trade with the Carolina Panthers - played 12 offensive snaps despite having spent just two full days with the team.



Anderson is in his seventh NFL season in 2022 and has played in 102 games (84 starts) with the Panthers (2020-22), Jets (2016-19) and Cardinals (2022). **He has 368 receptions for 4,880 yards and 29 TDs since entering the league in 2016 with the Jets as an undrafted rookie free agent.**

## ARIZONA SCORING BIG ON TAKEAWAYS IN 2022

Helping to fuel the Cardinals victory over the Saints were the 17 points Arizona scored off three New Orleans turnovers. The Cardinals had two INT return TDs and also added a FG off the INT that halted a Saints drive that had reached the AZ 10-yard line.

Arizona leads the NFL with four return TDs in 2022. The Cardinals rank third in the NFL in points off takeaways (42).

2022 NFL Leaders – Return TDs			
Rnk	Team	TDs	
1	Arizona	4	
2	Carolina	3	
3t	Atlanta	2	
3t	Las Vegas	2	
3t	New England	2	
3t	San Francisco	2	
3t	Seattle	2	



### 2022 NFL Leaders - Points Off Takeaways

Rnk	Team	Pts
1	New England	62
2	Philadelphia	46
3	Arizona	42
4	N.Y. Jets	39
5	Jacksonville	39

With their two INT return TDs against the Saints, the Cardinals had three return TDs (2 INT, 1 FR) in two games over the span of five days. Arizona had a fumble return TD at Seattle in Week 6.

Arizona now has two INT return TDs and two fumble return TDs this season. The 2022 campaign is the first in franchise history in which the Cardinals had 2+ INT return TDs and 2+ fumble return TDs through the first seven games of a season.

## UNDER KINGSBURY TURNOVERS ARE RARE

A lack of turnovers continues to be a hallmark of the Cardinals under head coach Kliff Kingsbury. Arizona has committed just 59 turnovers in 56 games under Kingsbury. Dating back to 2019, only the Green Bay Packers (46) have fewer.

In that same span, the Cardinals have lost an NFL-low 19 fumbles. No other team in the NFL has lost fewer than 23 fumbles.

### NFL Leaders (2019-22) Fewest Total Turnovers

Rnk	Team	TO
1	Green Bay	46
2t	Arizona	59
2t	New Orleans	59
4t	Seattle	61
4t	Tennessee	61

### NFL Leaders (2019-22) Fewest Fumbles Lost

Rnk	Team	FL
1	Arizona	19
2	New Orleans	23
3	Baltimore	25
4	N.Y. Jets	25
5	New England	27

Last week's win over the Saints marked the third game this season in which the Cardinals did not commit a turnover.

The win over the Saints also marked the eighth time the Cardinals have posted a +3 turnover margin or better under head coach Kliff Kingsbury. Arizona is 8-0 in those contests.

Entering Week 8, Arizona is tied for third in the NFL with a +5 turnover differential in 2022.

### 2022 NFL Leaders – Turnover Differential

Rnk	Team	Diff	TA	TO
1	Philadelphia	+12	14	2
2	Dallas	+6	12	6
3t	Arizona	+5	10	5
3t	Baltimore	+5	14	9
5	Minnesota	+4	10	6
6t	N.Y. Giants	+3	9	6
6t	Tampa Bay	+3	9	6
6t	Tennessee	+3	10	7
6t	Buffalo	+3	13	10

Only Philadelphia (2) has fewer turnovers than Arizona (5) this season. The Cardinals are one of just five teams that have lost one fumble or fewer this season.

### 2022 NFL Leaders – Fewest Turnovers

Rnk	Team	TO	INT	Fum
1	Philadelphia	2	2	0
2t	Arizona	5	4	1
2t	Las Vegas	5	4	1
4t	Minnesota	6	5	1
4t	Houston	6	5	1
4t	Dallas	6	4	2
4t	N.Y. Giants	6	3	3
4t	Tampa Bay	6	1	5



## COLLINS MAKING SIGNIFICANT IMPACT IN YEAR TWO

Second-year LB Zaven Collins - the Cardinals first round pick (16<sup>th</sup> overall) in the 2021 NFL Draft - has started all seven games this season and has made massive strides in his second year.

Through seven games, Collins ranks second on the team with 49 tackles (32 solo) while adding 2.0 sacks, four tackles for loss, two QB hits, a forced fumble and a pass defended.

A look at what he has accomplished in seven games this season vs. his stats in 17 games as a rookie:

Statistic	2022	2021
Games	7	17
Starts	7	6
Total Tackles	49	25
Solo Tackles	32	13
Sacks	2.0	0.0
Tackles for Loss	4	1
Forced Fumbles	1	0
Passes Defended	1	4



Last week vs. the Saints, Collins made his first career primetime start and led all players with a career-high nine tackles. It was the second straight game - and the third time in the last four games - Collins led the team in tackles. It also marked the fourth time this season he recorded at least eight tackles.

In the span of five days - @ Seattle in Week 6 and vs. New Orleans in Week 7 - Collins recorded 17 tackles, 2.0 sacks, two tackles for loss, two QB hits and a pass defended.

In Week 6 at Seattle, Collins had the best game of his young career. He recorded his first two career sacks, established career highs in tackles for loss (2) and QB hits (2) while also adding eight tackles and a pass defended.

## ARIZONA'S SWISS ARMY KNIFE

RB Eno Benjamin's third NFL season has been a breakout one for the former ASU standout. It is also one that has seen him do a little of everything for the Cardinals.

Through seven games Benjamin has:

- Team-high 265 rushing yards and two TDs on 57 carries (4.6 avg.)
- 19 receptions for 146 yards
- 7 kickoff returns for 170 yards
- 3 kickoffs for 158 yards (52.7 avg.)

In his second consecutive - and second career - start in place of injured RB James Conner, Benjamin had the most productive game of his career in the Cardinals win over New Orleans last week.

He established career highs for scrimmage yards (113) and rushing yards (92), scored his third career TD and also broke the longest run of his career (45 yards).

**BECOMING A VITAL PIECE:** A 7<sup>th</sup> round (222<sup>nd</sup> overall) selection by the Cardinals in the 2020 NFL Draft, Benjamin's first two NFL seasons (2020-21) consisted of: 9 games played, 116 rushing yards, 1 rushing TD and 160 total scrimmage yards.

His 2022 season has consisted of 7 games played, 265 rushing yards, 2 rushing TDs and 411 scrimmage yards.

Last week's matchup vs. the Saints was Benjamin's 16<sup>th</sup> career game played. Below is a look at how his performance compared to his first 15 games:

- His 92 rushing yards more than doubled his previous high (39 @ SF, 11/7/21).
- His second carry of the game covered more yards (45) than he had ever rushed for in an entire game (39 yards).
- His 113 scrimmage yards were 48 more than his previous high (65 @ Sea, 10/16/21).
- After posting just one rushing TD in his first 13 career games, Benjamin now has two rushing TDs in his last three games.

### ENO'S FOOT LEADS TO A RARE FEAT IN CAROLINA

After K Matt Prater was forced from the game in the fourth quarter due to a hip injury, Benjamin added kickoffs to his job duties in Carolina. He kicked off following all three of the Cardinals fourth quarter scoring drives.

Benjamin became the first Cards player in the Super Bowl era to have a rush attempt, reception, a kickoff return and a kickoff in the same game. Prior to Benjamin, the last non-specialist to kick off for the Cardinals was S Pat Tillman on 12/15/01 at the N.Y. Giants. Benjamin and Tillman are the last two Arizona State players drafted by the Cardinals.



## ALLEN CONTINUES HIS RAPID ASCENT

Following a promising 2021 campaign, fourth-year DL Zach Allen is having a breakout season for the Cardinals in 2022.

**Through seven games, Allen has totaled 28 tackles, 2.0 sacks, a career-high six passes defended, 10 QB hits and five tackles for loss.**

**Allen's six passes defended are tied for the most among D-Linemen this season while his 28 tackles rank eighth.**

### 2022 NFL LEADERS - DEFENSIVE LINE (According to Stats, Inc.)

Total Tackles			Passes Defended		
Rnk	Player (Team)	Tkl	Rnk	Player (Team)	PD
1	Christian Wilkins (Mia)	38	1t	Zach Allen (AZ)	6
2t	Maxx Crosby (LV)	35	1t	Derrick Brown (Car)	6
2t	Grover Stewart (Ind)	35	3	Tahir Tart (Ten)	5
4t	Cameron Jordan (NO)	32	4	Justin Jones (Chi)	4
4t	DeMarcus Lawrence (Dal)	32	5t	J.J. Watt (AZ)	3
6t	Brian Burns (Car)	29	5t	Jonathan Allen (Was)	3
6t	Cameron Hayward (Pit)	29	5t	B.J. Hill (Cin)	3
8t	Zach Allen (AZ)	28	5t	Sam Hubbard (Cin)	3
8t	Derrick Brown (Car)	28	5t	Chris Jones (KC)	3
8t	DeForest Buckner (Ind)	28	5t	D.J. Jones (Den)	3
8t	B.J. Hill (Cin)	28	5t	George Karlaftis (KC)	3
8t	Deatrich Wise, Jr. (NE)	28	5t	Daron Payne (Was)	3

**In Weeks 4-5, Allen had a sack in consecutive games for the third time in his career - with all of those instances coming since last season:**

Games 4-5 in 2022  
Games 12-13 in 2021  
Games 5 & 8 in 2021

**Against the Panthers in Week 4, Allen had six tackles, a sack, a career-high three passes defended, two QB hits and a tackle for loss.**

**ALLEN ALL ALONE - FACTS ABOUT HIS RECENT PLAY**  
**Allen is the only player in the NFL this season with 2.0+ sacks and 6+ passes defended.**

Allen's performance the last four weeks is a continuation of his ascension dating back to last season. A look at his first 21 career games compared to his last 18:

#### Allen Comparison

Statistic	1 <sup>st</sup> 21	Last 18
Sacks	2.0	6.0
QB Hits	10	21
Passes Defended	3	10
Tackles for Loss	6	10
Fumble Recoveries	1	2

- **Thru 7 games in 2022, has a career-high 6 passes defended**
- **Of his 31 career QB hits, over half (17) have come in his last 12 games played**
- **Has 7 passes defended in last 9 games, compared to 6 in his first 30 games**
- **Prior to Allen in Week 4, the last Cardinals D-Lineman to have 3+ passes defended in a game was Andre Wadsworth (3) on 9/19/99 vs. Miami.**



## WATT BRINGING THE PRESSURE

After missing the season-opener, DL J.J. Watt returned for Week 2 and **in his six games played this season he has 11 tackles, 2.5 sacks, four tackles for loss, four QB pressures and three passes defended.**

His return has made a big impact. **Watt is one of just seven defensive linemen in the NFL this season with 2.0+ sacks, 3+ passes defended and 4+ tackles for loss.**

#### D-Linemen w/ 2.0 Sacks, 3+ PD & 4+ TFL (2022)

Player (Team)	Gms	Sacks	PD	TFL
J.J. Watt (AZ)	6	2.5	3	4
Zach Allen (AZ)	7	2.0	6	5
Jonathan Allen (KC)	7	3.5	3	7
Chris Jones (KC)	7	5.0	3	6
Daron Payne (Was)	7	3.5	3	5
Jeffery Simmons (Ten)	6	4.5	3	4
Sam Hubbard (Cin)	7	2.5	3	6



**WATT HIGHLIGHTS IN 2022**  
• In his first regular season game since Week 7 of 2021, Watt tallied two tackles, a sack, a tackle for loss, a QB hit and pass defended in the comeback win vs. the Raiders in Week 2.

• He followed that performance with another sack in Week 3 vs. the Rams. **His sacks vs. the Raiders and Rams gave him a sack in back-to-back games for the first time since Games 4-5 of the 2019 season.**

• In Week 4 at Carolina, Watt finished with three tackles and two passes defended, one of which was a deflection that led to an INT by LB Dennis Gardeck in the fourth quarter.

## HARD KNOCKS IS GETTING CLOSER

The Cardinals first-ever appearance on HBO's award-winning Hard Knocks series is now just around the corner.

In May it was announced that the second half of the Cardinals 2022 season will be featured on television's most acclaimed sports reality franchise **Hard Knocks**, which last year expanded its programming platform with the introduction of a multi-episode, in-season edition.

HBO Sports and NFL Films are teaming up to bring fans **Hard Knocks In Season: The Arizona Cardinals** this fall for an all-access primetime docuseries on the franchise.

**The first episode will premiere on Wednesday, November 9. Additional episodes will premiere each Wednesday through the end of the Cardinals season.**

The 18-time Emmy-winning weekly series will deliver its signature all access coverage to document an NFL franchise in-season and in real time, following the Cardinals as the team navigates the challenges of an NFL season and battles to return to the post-season. The series will be available on HBO and to stream on HBO Max during the 2022 NFL season beginning in November.

**Hard Knocks In Season** debuted last fall with the engaging and eventful drama of the Indianapolis Colts' 2021 regular season journey.

"Last season Hard Knocks made an unprecedented leap, documenting an NFL regular season in real time for the first time ever with the Indianapolis Colts," said Keith Cossrow, NFL Films Vice President and Senior Coordinating Producer. "This season, we are eager to build on that success and go even further with one of the most exciting teams in the NFL."

This will mark the Cardinals first appearance as part of the Hard Knocks franchise, which originally launched in 2001.

"I think coaches and players, you're gonna want to be on your A-game and be well prepared anytime that camera's around and make sure that you're putting your best foot forward," head coach **Kliff Kingsbury** said of appearing on the show. "I think it can be a real motivational tool if we approach it the right way."



## THE SAFETY DUO CONTINUES TO PRODUCE

Arizona's safety tandem of **Budda Baker** and **Jalen Thompson** have been highly productive - yet again - for the Cardinals this season.

Baker - who leads all NFL DBs in tackles over the last four seasons (2019-22) - and Thompson - who ranked second among NFL safeties in tackles in 2021 - **have combined for 95 total tackles, 7 passes defended, 3 QB hits, an INT, a forced fumble and a fumble recovery so far this season.**

**Baker (50) is tied for fourth among NFL DBs in tackles this season, while Thompson (45) is tied for 11<sup>th</sup>.**

#### 2022 NFL Leaders - Total Tackles (DBs)

Rnk	Player (Team)	Tkl
1	Derwin James, Jr. (LAC)	63
2	Jonathan Owens (Hou)	56
3	L'Jarius Sneed (KC)	53
4t	Budda Baker (AZ)	50
4t	Donovan Wilson (Dal)	50
6t	Chuck Clark (Bal)	49
6t	Brandon Jones (Mia)	49
8	DeShon Elliott (Det)	48
9t	Julian Love (NYG)	47
9t	Eddie Jackson (Chi)	47
11t	Jalen Thompson (AZ)	45
11t	Richie Grant (Atl)	45




## GAME #77 BRINGS INT #1 FOR HAMILTON

**CB Antonio Hamilton - playing in his 77<sup>th</sup> career game - hauled in his first career INT when he ended a potential Saints scoring drive with a pick of QB Andy Dalton in the Cardinals end zone in the first quarter last week.**

The crucial play came on 3<sup>rd</sup>-n-8 from the AZ 10-yard line with the Saints leading 7-3. **It was Hamilton's first INT since his senior year at South Carolina State in 2015.**

Playing in his third game this season after returning from a freak cooking accident, **Hamilton finished with six tackles, an INT and two passes defended vs. the Saints. It was just his fourth career game with 6+ tackles and his second career game with 2+ passes defended** (only other came on 12/29/19 vs. Philadelphia when he had 4 while with Giants).



## 17TH SEASON AT STATE FARM STADIUM - HIGHLIGHTS

The Cardinals are in their 17<sup>th</sup> season at State Farm Stadium. Below are some highlights from the venue and the 2022 home schedule.

### A LOOK AT THE CARDINALS OPPONENTS AT STATE FARM STADIUM IN 2022

- Of the Cardinals eight home games at State Farm Stadium this season, seven come vs. teams that posted a winning record in 2021 and five will happen vs. teams that made the playoffs last season.

- The eight teams posted a combined 44-25 (.638) record on the road last season.

- Arizona is playing host to three primetime games at State Farm Stadium this season. The first came last week when the Cardinals beat the Saints 42-34 on Thursday Night Football.

vs. Saints on Thursday Night Football (Week 7) - W, 42-34

vs. Patriots on Monday Night Football (Week 14)

vs. Buccaneers on Sunday Night Football (Week 16 on Christmas night)



### Cardinals Remaining Home Games at State Farm Stadium (2022)

Week	Opponent	2021 Highlights
9	Seattle	7-10 record
12	L.A. Chargers	9-8 record; finished 3 <sup>rd</sup> in AFC West
14	New England	10-7 record; earned playoff berth
16	Tampa Bay	13-4 record; made Divisional Round of playoffs

### A CATALYST FOR THE CARDINALS SUCCESS

State Farm Stadium has been a catalyst for the Cardinals success since it opened in 2006. Below is a look at the Cardinals results in their first 16+ years at State Farm Stadium compared to 18 seasons at Sun Devil Stadium.

Overall Comparison Statistic	16+ seasons at State Farm Stadium	18 seasons at Sun Devil Stadium
Sellouts	158 (excluding 2020)	12
Regular Season Home Record	72-58-2	64-80
Home Win %	.554	.444
Postseason Record	5-4	1-1
Postseason Home Record	4-0	0-0
Seasons with Winning Record	6	1
Postseason Berths	5	1
Division Titles	3	0
Conference Championship Games	2	0
Super Bowl Appearances	1	0

### IT GETS LOUD IN THERE

*The home crowd at State Farm Stadium has given the Cardinals one of the best home-field advantages in the NFL. Dating back to the inaugural year at State Farm Stadium in 2006, Cardinals opponents have accumulated 202 accepted false start penalties in the regular season.* That is the most for any home team in the NFL during that span.

### NFL Leaders - Opponent False Start Penalties (2006-2022)

Rnk	Home Team	FS	Stadium
1	Cardinals	202	State Farm Stadium
2	Titans	191	Nissan Stadium
3	Seahawks	186	Lumen Field
4	Eagles	175	Lincoln Financial Field
5	Falcons	170	Mercedes Benz Stadium

## BETMGM SPORTSBOOK OPENS AT STATE FARM STADIUM

In September, the Cardinals and BetMGM debuted the first sportsbook at an NFL stadium. The BetMGM Sportsbook at State Farm Stadium is a two-story, 17,000-square-foot entertainment destination featuring state-of-the-art sports wagering amenities, concert-hosting facilities, a gourmet grille and bar and a variety of screens to watch games.

"We are proud and thrilled to be the NFL's first team to offer its fans this type of unprecedented amenity and innovative experience." Cardinals owner Michael Bidwill said at the opening. "The BetMGM Sportsbook at State Farm Stadium gives us a chance to engage current and potential fans on a year-round basis in a fun, entertaining and responsible way."



Located on The Great Lawn, the BetMGM Sportsbook at State Farm Stadium operates on both event and non-event days, offering guests a massive 265-square-foot video wall, 38 TVs and indoor-and-outdoor dining options.

Throughout the year, the BetMGM Sportsbook at State Farm Stadium also will serve as an outdoor music and comedy concert amphitheater, hosting events for audiences gathered on The Great Lawn.

## SUPER BOWL RETURNS TO AZ

### Valley Will Host 4th Super Bowl in February

The final game of the 2022 NFL season will take place in Arizona when State Farm Stadium plays host to Super Bowl LVII on Sunday, February 12, 2023.



It will be the fourth Super Bowl played in the state of Arizona and the third time the nation's most popular sporting event will be played at State Farm Stadium. The Cardinals home venue last staged the mega event when it hosted Super Bowl XLIX following the 2014 season.

Arizona joins South Florida, New Orleans, Los Angeles and Tampa Bay as the only sites selected to host the Super Bowl at least four times.

### Past Super Bowls in Arizona

Super Bowl	Site	Date	Result
XLIX (49)	State Farm Stadium	Feb. 1, 2015	Patriots 28, Seahawks 24
XLII (42)	State Farm Stadium	Feb. 3, 2008	Giants 17, Patriots 14
XXX (30)	Sun Devil Stadium	Jan. 28, 1996	Cowboys 27, Steelers 17

**ECONOMIC IMPACT:** The last time the game was staged in Arizona, it produced a record economic impact for the state. A 2015 study by the Seidman Research Institute, W.P. Carey School of Business at Arizona State University determined that Super Bowl XLIX, the 2015 Pro Bowl and related events produced a gross economic impact of \$719.4 million for the region. That was the largest economic impact of any special event ever held in Arizona. In addition to the games played in Glendale, more than 1 million people visited Verizon Super Bowl Central in downtown Phoenix and more than 500,000 people enjoyed events in downtown Scottsdale.

In a span of just over 26 months in 2015-17, State Farm Stadium hosted a Pro Bowl, Super Bowl, College Football National Championship Game and the NCAA Men's Final Four.

It was an unprecedented stretch for a stadium that generated \$1.3 billion in economic impact for the state during that 26-month span.

## UP NEXT IN PRIMETIME: MEXICO CITY

The Cardinals will next play in primetime in Week 11 vs. San Francisco. On November 21, the Cardinals will take on the Niners at Estadio Azteca in Mexico City on Monday Night Football.

The contest will serve as a rematch of the 2005 Cardinals-49ers game at Estadio Azteca which was the NFL's first regular season game held outside the United States. The Cardinals earned a 31-14 win over the 49ers in that game in front of a crowd of 103,467.

The Cards have a long history with international games and have participated in many global "firsts" for the league:



- The franchise played in the first NFL regular season game held outside the United States when they defeated the San Francisco 49ers 31-14 at Estadio Azteca in Mexico City on October 2, 2005.

- The team also played the first NFL game outside of North America on August 16, 1976 against the Chargers in Tokyo's Korakuen Stadium. The Cardinals won, 20-10.

- The first American football contest played on British soil was between the Cardinals and Vikings in London's Wembley Stadium on August 6, 1983.

### COMPLETE LIST OF CARDINALS INTERNATIONAL GAMES

Date	Opponent	Location	Result
8/5/59	Toronto Argonauts	Exhibition Stadium (Toronto)	W, 55-26
8/2/61	Toronto Argonauts	Exhibition Stadium (Toronto)	W, 36-7
8/16/76	San Diego Chargers	Korakuen Stadium (Tokyo)	W, 20-10
8/6/83	Minnesota Vikings	Wembley Stadium (London)	L, 10-28
10/2/05	San Francisco 49ers	Estadio Azteca (Mexico City)	W, 31-14
10/22/17	Los Angeles Rams	Twickenham Stadium (London)	L, 0-33

### HERNANDEZ HAS TIES TO MEXICO CITY

OL Will Hernandez has family ties to Mexico City. His parents, Robert Hernandez and Angelica Lemus, moved to the United States from Mexico prior to his birth. His grandparents hail from Mexico City. Hernandez's father was a professional soccer player in Mexico.

"This is a huge and special game for me," Hernandez said after the match-up was announced. "My dad's whole side of the family still lives in Mexico City. To be able to play a game at Estadio Azteca is huge. That is one of the most historic stadiums in Mexico. I am very excited to get to play in front of my people, where I am from and where my family grew up."



## ELEVATING A FRANCHISE

The 2022 season marks the 16<sup>th</sup> with owner **Michael Bidwill** steering the organization. His leadership during that time has been instrumental in transforming the franchise both on and off the field.

### Highlights of Bidwill's tenure:

- Michael continues a tradition of Bidwill ownership of the Cardinals that dates back to his grandfather, Hall of Famer Charles Bidwill, who purchased the team in 1933.
- Of the franchise's seven all-time postseason wins, five have come during Michael's tenure leading the organization. Arizona has played in 10 postseason contests over the last 15 seasons, after having appeared in just seven total playoff games prior.
- Arizona has appeared in the NFC Championship Game twice since 2008 including a victory in the 2008 conference title game that led to the franchise's first-ever Super Bowl appearance (Super Bowl XLIII).
- With an 11-6 record in 2021, the Cardinals reached 11+ wins in a season for the sixth time in franchise history. Three of those six 11-win campaigns came with Michael leading the team: 13 in 2015, 11 in 2021.
- Among Bidwill's most substantial accomplishments with the Cardinals is the creation of State Farm Stadium. The world-class venue has proved a critical turning point for the franchise, an economic engine for the state of Arizona, and a crucial resource in the battle against the COVID-19 pandemic.
- At the conclusion of the 2022 season, State Farm Stadium will host Super Bowl LVII – the third Super Bowl held at the venue since it opened in 2006. State Farm Stadium also hosted Super Bowls XLII (following 2007 season) and XLIX (following 2014 season).
- In addition to his role in helping Arizona land three Super Bowls, Michael was also instrumental in getting the 2015 Pro Bowl moved to State Farm Stadium; played a week before Super Bowl XLIX, the two events combined to deliver a record economic impact of \$720 million to the region.
- Since State Farm Stadium opened in 2006, the Cardinals have sold out 158 games at the venue (which is every non-pandemic game played there).
- In November, the Cardinals will make their first-ever appearance on *Hard Knocks*, television's most acclaimed sports reality franchise. Arizona will be the second team to be featured on *Hard Knocks In Season*, which will document the second half of the Cardinals season in real time.
- In January of 2016, the National Football Foundation (NFF) and College Hall of Fame inducted Bidwill and Governor Doug Ducey into the NFF Leadership Hall of Fame.

### Cardinals Under Michael Bidwill (2007-Present)

Statistic	Totals
Overall Record (RS + Post)	129-127-2
Overall Win Pct.	.504
Postseason Record	5-5
Regular Season Home Record	69-53-2
Postseason Home Record	4-0
Overall Home Record (RS + Post)	73-53-2
Seasons with .500 Record or Better	10
Seasons with 10+ Wins	5
Postseason Berths	5
Best Regular Season Record	13-3
Division Titles	3
Conference Championship Games	2
Super Bowl Appearances	1



## AN INFLUENTIAL OWNER

*Within the National Football League, Bidwill's considerable influence is illustrated by his appointment to a number of notable league committees, including his inclusion on the prestigious Management Council Executive Committee.*

In 2021, the league announced that Bidwill would replace Bengals owner Mike Brown on the Management Council Executive Committee that deals with the NFLPA on labor issues.

The full list of league committees that Bidwill serves or has served on while running the Cardinals:

- Management Council Executive Committee
- Compensation Committee
- Legislative Committee
- Stadium Security & Fan Behavior (Chairman)
- Business Ventures Committee
- Conduct Committee (Chairman)
- NFL Foundation
- Diversity, Equity & Inclusion Committee
- Social Justice Working Group
- Health & Safety Advisory Committee



## REMEMBERING VIOLET BIDWILL

The 2022 season marks the 75<sup>th</sup> anniversary of the Cardinals historic 1947 season. It was a year in which **Violet Bidwill** made league history and one that ultimately ended in the team winning an NFL Championship over the Philadelphia Eagles.

The Cardinals suffered a big loss when team owner **Charles W. Bidwill** - having just recently assembled his "Dream Backfield" with the unprecedented signing of All-American running back Charley Trippi - passed away in April. He had run the franchise since purchasing it in 1933 and was credited with pulling the team - and on a larger scale the NFL - through the Great Depression.

### THE NFL'S FIRST FEMALE OWNER

*With the passing of Charles, his wife, Violet Bidwill - while raising the couple's two teenage sons Stormy (18) and William (16) - took over as team owner. It was a historic moment, as she became the first female owner in NFL history and one of the first females to serve as a primary owner in professional sports.*

"She was a wonderful person and was in a tough situation with losing her husband at a young age," Violet's grandson, current Cardinals owner **Michael Bidwill**, said. "She decided she would take over the family businesses."

"Things worked out well," then-team president Ray Benningson said of the front office under Violet. "I ran the business end of it, (head coach) Jimmy (Conzelman) ran the team on the field and we both appreciated Vi's (Violet) counsel. I'll tell you one thing. She knew her football and she was a shrewd businesswoman."

"She didn't suffer fools, and she was right there in the meetings with the rest of the owners and held her own," said Michael Bidwill.

*Violet Bidwill's first year of ownership saw the franchise win the NFL Championship after defeating the Philadelphia Eagles 28-21 in the Championship Game.*



## KEIM HAS BUILT SOME OF THE BEST

After 14 seasons working within the Cardinals personnel department, **Steve Keim** was elevated to GM on January 8, 2013.

### AMONG THE NFL'S BEST IN 2021

In 2021, the Cardinals posted an 11-6 record and secured their first playoff berth since 2015.

*In addition to winning 11 games during the regular season, the Cardinals also ranked in the top 10 in both offensive points scored and defensive points allowed per game.*

### KEIM TRADES FOR THE NFL'S BEST

Among the trades negotiated by Keim during his tenure as GM:

- QB **Carson Palmer** from Oakland in 2013
- LB **Chandler Jones** from New England in 2016
- WR **DeAndre Hopkins** from Houston in 2020
- OL **Rodney Hudson** from Las Vegas in 2021
- TE **Zach Ertz** from Philadelphia in 2021
- WR **Marquise Brown** from Baltimore in 2022

### CARDINALS HIGHLIGHTS IN KEIM'S TENURE

- The 2021 season marked the fourth time in his tenure the Cardinals have won 10+ games. That includes the 2015 season when Arizona won a franchise record 13 games and earned its first-ever postseason bye.
- During Keim's tenure, Arizona has established franchise records for wins in a season (13 in 2015), points in a season (489 in 2015), led the NFL in total offense for the first time in team history (#1 in 2015) and led the NFL in sacks for the second time ever (48.0 in 2016).
- Arizona has featured a top-10 defense four times and a top-10 offense four times dating back to Keim's first season as GM. The Cardinals had a top-10 defense in three consecutive seasons (2015-17) for the first time since the 1970 merger. In 2021, Arizona ranked 10<sup>th</sup> in the NFL in offensive points scored (435) and eighth in defensive points allowed (349).
- Selected QB **Kyler Murray** with the #1 overall pick in the 2019 NFL Draft. Murray was named the 2019 NFL Offensive Rookie of the Year and followed up with Pro Bowl selections in each of the last two years (2020-21), becoming the first QB in team history to earn multiple Pro Bowls in his first three seasons.
- The 2021 free agency period was one of Keim's busiest as GM. The players the Cardinals acquired have a combined 20 Pro Bowl selections and 11 All-Pro nods. Arizona brought in five different Pro Bowlers in the offseason: DL **J.J. Watt**, WR **A.J. Green**, OL **Rodney Hudson**, K **Matt Prater** and RB **James Conner**. Conner was selected to the Pro Bowl in 2021.
- Named Sporting News 2014 NFL Executive of the Year and earned back-to-back NFL Executive of the Year honors from Pro Football Talk (2013-14).



## CARDS COMING OFF 11-WIN SEASON IN '21

**The Cardinals finished the 2021 regular season with an 11-6 record.**

**It marked just the sixth time in franchise history Arizona won at least 11 games in a season, with half of those coming during Michael Bidwill's 15 seasons (2007-21) running the team.**

**Kliff Kingsbury became the fifth coach in franchise history to win 11+ games in a season.**



### Franchise Record – Wins (Season)

Rnk	Wins	Year	Coach
1	13	2015*	Bruce Arians
2t	11	2021*	<b>Kliff Kingsbury</b>
2t	11	2014*	Bruce Arians
2t	11	1975	Don Coryell
2t	11	1948	Jimmy Conzelman
2t	11	1925	Norm Barry

\*During Michael Bidwill's tenure running team

### HISTORIC WINNING-STREAK TO START 2021

**Arizona started the 2021 season 7-0, tying the franchise record for wins to open a season (also had 7 in 1974).**

### Franchise Record

#### Longest Winning Streak to Open Season

Rnk	Year	Wins
1t	2021	7
1t	1974	7
3	1922	6
4t	1966	5
4t	1923	5

**In franchise history, there were just three winning streaks of any kind longer than the Cardinals seven-game winning streak to open the '21 campaign. A look at the longest winning streaks in franchise history:**

### Franchise History - Longest Winning Streaks

Rnk	Year(s)	Wins	Games
1	1948-49	11	Games 3-12 in 1948 - Game 1 in '49
2	2015	9	Games 7-15
3	1925	8	Games 2-9
4t	2021	7	<b>Games 1-7</b>
4t	1974	7	Games 1-7

## COMPLEMENTARY FOOTBALL WINS

Much of the Cardinals success in 2021 was the result of the team playing complementary football.

**Arizona ranked 10<sup>th</sup> in the NFL in offensive points scored (435) and eighth in defensive points allowed (349) in 2021.**

### 2021 NFL Leaders

#### Offensive Points Scored

Rnk	Team	Pts
1	Tampa Bay	498
2	Buffalo	476
3	Dallas	468
4	L.A. Chargers	460
5	L.A. Rams	453
6	Kansas City	452
7	Cincinnati	446
8	New England	441
9	Green Bay	437
10	<b>Arizona</b>	<b>435</b>

### 2021 NFL Leaders

#### Defensive Points Allowed

Rnk	Team	Pts
1	New England	270
2	Buffalo	280
3	Denver	288
4	New Orleans	314
5	L.A. Rams	338
6	Tampa Bay	339
7	Dallas	345
8	<b>Arizona</b>	<b>349</b>
9	Kansas City	350
10	Tennessee	354



**The Cardinals scored 30+ points in a game AND allowed 20 points or less in the same game six times last season, tied for the most in the NFL. Arizona, Buffalo and Tampa Bay were the only teams in the NFL in 2021 that had six games in which the team did both.**

**The Cardinals scored 30+ points in a game nine times in 2021, tied for the second-highest total in the NFL behind only Tampa Bay (10). Arizona allowed 20 points or fewer eight times, tied for eighth in the NFL.**

## A REMARKABLE TURNAROUND IN THE DESERT

When he took over the Cardinals in 2019, head coach Kliff Kingsbury inherited a team with the league's worst record and one of the NFL's least-productive offenses.

**The Cardinals had an NFL-low three wins and were ranked last in nearly every offensive category in 2018. In 2021, Arizona secured a playoff spot, posted 11 wins in the regular season and ranked in the top-10 in total offense, passing offense and rushing offense.**



A look at the Cardinals offense in 2018 - the year prior to Kingsbury's arrival - compared to where it ranked in 2021.

Cardinals Offensive Rankings	2018 (Final)	2021 (Final)
<b>Statistic</b>	<b>Rnk (Total)</b>	<b>Rnk (Total)</b>
Games w/30+ Points	32 <sup>nd</sup> (0)	t-2 <sup>nd</sup> (9)
Rushing TDs	t-27 <sup>th</sup> (9)	t-3 <sup>rd</sup> (23)
Fewest Turnovers	27 <sup>th</sup> (28)	4 <sup>th</sup> (15)
Games w/ 400+ Yds & 30+ Pts	t-30 <sup>th</sup> (0)	t-5 <sup>th</sup> (5)
Games w/4+ TDs	t-29 <sup>th</sup> (1)	t-5 <sup>th</sup> (8)
Scoring Efficiency	32 <sup>nd</sup> (19.3)	6 <sup>th</sup> (44.7)
Games w/ 25+ Points	t-31 <sup>st</sup> (1)	t-6 <sup>th</sup> (10)
Big Plays (25+ Yards)	30 <sup>th</sup> (23)	t-6 <sup>th</sup> (44)
Wins	32 <sup>nd</sup> (3)	t-7 <sup>th</sup> (11)
Big Plays Passing (25+ Yards)	30 <sup>th</sup> (20)	8 <sup>th</sup> (39)
Total Yards/Game	32 <sup>nd</sup> (241.6)	8 <sup>th</sup> (373.6)
First Downs/Game	32 <sup>nd</sup> (239)	8 <sup>th</sup> (21.6)
Touchdowns	31 <sup>st</sup> (27)	t-8 <sup>th</sup> (52)
Scoring Drives	32 <sup>nd</sup> (36)	t-8 <sup>th</sup> (80)
Passing Yards/Game	32 <sup>nd</sup> (157.7)	10 <sup>th</sup> (251.5)
Rushing Yards/Game	32 <sup>nd</sup> (83.9)	10 <sup>th</sup> (122.1)
Offensive Points Scored	32 <sup>nd</sup> (203)	10 <sup>th</sup> (435)

### UPPING THE WIN TOTAL IN EACH OF HIS FIRST THREE YEARS

**Arizona increased its win total by at least two games in each of the first three seasons under head coach Kliff Kingsbury:**

- 3 in 2018 the year before his arrival
- 5 in 2019 (+2)
- 8 in 2020 (+3)
- 11 in 2021 (+3)**

## HISTORICALLY-BALANCED ATTACK

**Arizona finished the 2021 regular season with 6,352 total net yards, the second-high total in franchise history.**



### Franchise Record

#### Total Net Yards (Season)

Rnk	Year	Yards
1	2015	6,533
2	2021	<b>6,352</b>
3	1984	6,345
3	2020	6,153
5	2016	5,868

**The Cardinals had 4,276 net passing yards and 2,076 rushing yards in 2021. It marked just the second time in franchise history (1984) that Arizona had 4,000+ net passing yards and 2,000+ rushing yards in a season.**

**Arizona ranked in the top-10 in total offense (#8), rushing offense (#10) and passing offense (#10) in 2021. Arizona, Buffalo and Dallas were the only teams in the NFL last season that ranked in the top-10 in all three categories in 2021.**

### 2021 OFFENSIVE NFL LEADERS

#### 2021 NFL Leaders - Total Offense

Rnk	Team	Y/G
1	Dallas	407.0
2	Tampa Bay	405.9
3	Kansas City	396.8
4	L.A. Chargers	390.2
5	Buffalo	381.9
6	Baltimore	378.6
7	San Francisco	375.7
8	<b>Arizona</b>	<b>373.6</b>
9	L.A. Rams	372.1
10	Green Bay	365.6



#### Rushing Offense


Rnk	Team	Y/G
1	Philadelphia	159.7
2	Indianapolis	149.4
3	Baltimore	145.8
4	Cleveland	145.4
5	Tennessee	141.4
6	Buffalo	129.9
7	San Francisco	127.4
8	New England	126.5
9	Dallas	124.6
10	<b>Arizona</b>	<b>122.1</b>

#### Passing Offense

Rnk	Team	Y/G
1	Tampa Bay	307.6
2	Dallas	282.4
2t	L.A. Chargers	282.4
4	Kansas City	281.8
5	L.A. Rams	273.1
6	Las Vegas	268.6
7	Cincinnati	259.0
8	Green Bay	253.8
9	Buffalo	252.0
10	<b>Arizona</b>	<b>251.5</b>

## KYLER MURRAY - AT A GLANCE

• Selected #1 overall by the Cardinals in the 2019 NFL Draft. Signed the largest contract in franchise history when he agreed to an extension in July of 2022 that will keep him under contract through the end of the 2028 season.



- For the second straight season, earned Pro Bowl honors in 2021. 1<sup>st</sup> QB in franchise history named to Pro Bowl twice within his first three NFL seasons and joined Aaron Rodgers, Patrick Mahomes and Russell Wilson as only NFL QBs named to each of the last two Pro Bowls.

- 2019 AP NFL Offensive Rookie of the Year.

- In his career (53 games), has completed 1,241-of-1,862 pass attempts (66.6%) for 13,147 yards and 77 TDs while rushing for 2,049 yards and 22 TDs on 359 carries (5.7 avg.).

### NFL HISTORY

- Only player in NFL history with 70+ passing TDs and 20+ rushing TDs in his first three seasons.

- One of just four players in NFL history (Josh Allen, Russell Wilson and Cam Newton) with 13,000+ passing yards and 2,000+ rushing yards in his first four seasons.

- First player in NFL history with 3,500+ passing yards and 400+ rushing in each of his first three seasons.

- His 66.86 completion percentage was the best in NFL history in a player's first three seasons (min. 1,000 attempts).

- Fourth-youngest player in NFL history (24 years, 120 days) to reach 10,000 career passing yards.

- His five games with 3+ pass TDs and 1+ rush TDs were the most in NFL history in a player's first three seasons.

- Joins Peyton Manning (2) and Aaron Rodgers (2) as the only players in NFL history with multiple games of 400+ passing yards, 3+ passing TDs and 1+ rushing TD.

- Only player in NFL history with 7,500+ passing yards, 45+ TD passes and 15+ TD runs in his first two NFL seasons.

- Only player in NFL history with 6,000+ passing yards and 1,100+ rushing yards in his first 25 career games.

- In 2020, set an NFL record for the most games (9) with a passing and rushing TD in a single season. Has 15 such performances in 53 career games, surpassing Jim Hart for the team record (11 in 199 games).

- Only player in NFL history with both a passing and rushing TD in five consecutive games (Games 5-9) in 2020.

- In Week 7 of the 2020 season vs. Seattle, became the first player in NFL history to throw for 350+ yards and 3+ TDs while also rushing for 50+ yards and a TD in a single game.

- Just the 6<sup>th</sup> different QB in NFL history with 3,500+ passing yards and 500+ rushing yards in a season (2019) – and just the second rookie (Cam Newton, 2011).

- Between Weeks 4-10 of the 2019 season, set an NFL rookie record with 211 consecutive pass attempts without an INT.

### CARDINALS HISTORY

- Only player in franchise history to have 3,500+ passing yards in three consecutive seasons.

- Only player in franchise history with 12,000+ passing yards and 2,000+ rushing yards in their career.

- Already owns the franchise record for rushing TDs by a QB (22) and career games with both a passing and rushing TD (15).

- Tied Kurt Warner (5 in 2009) for the most games with a passer rating of 120.0+ in a single season in 2021.

- Established a single-season franchise record with a 67.2 completion percentage (375-of-558) in 2020 which he topped in 2021 with a 69.2 completion percentage (333-of-481).

- Set a single-season franchise record for rushing TDs (11) and rushing yards (819) by a QB in 2020.

- Has been named NFC "Offensive Player of the Week" five times, tying Kurt Warner for the most in franchise history. In 2020 became the first player in team history to earn the honor three times in a single season.

- First Cardinals rookie QB to start a season opener since Lamar McHan in 1954. Selected #1 overall by the Cardinals in the 2019 NFL Draft, the fifth player ever taken by Arizona #1 overall and first since 1958.

## MURRAY SURPASSES 13,000 & 2,000

After rushing for 100 yards on 10 carries in Week 6 at Seattle, QB **Kyler Murray** surpassed 2,000 career rushing yards. ***In the Super Bowl era, only five QBs reached 2,000 career rushing yards in fewer games than Murray (52).***

**Super Bowl Era  
Fewest Games to 2,000 Rushing Yards (QB)**

Rnk	Player (Years)	Gms
1	Lamar Jackson (2018-21)	33
2	Michael Vick (2001-04)	39
3	Bobby Douglass (1969-72)	46
4	Cam Newton (2011-14)	48
5	Russell Wilson (2012-15)	51
6	<b>Kyler Murray (2019-22)</b>	<b>52</b>

***Murray currently sits at 13,147 passing yards and 2,049 rushing yards in his career. He is one of just four players in NFL history with 13,000+ passing yards and 2,000+ rushing yards in their first four seasons.***

**NFL History - 12,000+ Passing Yards & 2,000+ Rushing Yards (1<sup>st</sup> 4 Seasons)**

Player (Years)	Team	Passing	Rushing	Gms
<b>Kyler Murray (2019-22)</b>	<b>Arizona</b>	<b>13,147</b>	<b>2,049</b>	<b>53</b>
Josh Allen (2018-21)	Buffalo	14,114	2,325	61
Russell Wilson (2012-15)	Seattle	13,974	2,430	64
Cam Newton (2011-14)	Carolina	14,426	2,571	62

### MURRAY HITS 100 RUSHING YARDS FOR THE SECOND TIME

***There have been three 100-yard rushing performances by a QB in franchise history and Murray has accounted for two of those. He owns three of the five highest single-game rushing totals by a QB in franchise history.***

**Rushing Yards By Quarterback – Single Game (All-Time)**

Rnk	Player	Yds	Opponent
1	Charley Trippi	145	12/16/51 @ Chicago
2	<b>Kyler Murray</b>	<b>106</b>	<b>11/8/20 vs. Miami</b>
3	<b>Kyler Murray</b>	<b>100</b>	<b>10/16/22 @ Seattle</b>
4	M.C. Reynolds	99	11/2/58 vs. Philadelphia
5	<b>Kyler Murray</b>	<b>93</b>	<b>10/6/19 @ Cincinnati</b>

***Murray had a 42-yard run in Seattle in Week 6. It was the sixth-longest run by a QB in franchise history and the third-longest run of Murray's career.***

**Franchise Record - Longest Runs By Quarterback (All-Time)**

Rnk	Player	Dist	Opponent
1	Charley Trippi	59t	10/5/52 vs. Chicago
2	<b>Kyler Murray</b>	<b>57</b>	<b>12/25/21 vs. Indianapolis</b>
3	M.C. Reynolds	50	11/2/58 vs. Philadelphia
4	<b>Kyler Murray</b>	<b>48</b>	<b>10/4/20 @ Carolina</b>
5	Sam Etcheverry	44	12/17/61 vs. Pittsburgh
6	<b>Kyler Murray</b>	<b>42</b>	<b>10/16/22 @ Seattle</b>

## 90 TDs IN FIRST THREE SEASONS

***Murray accounted for 90 total TDs (70 passing; 20 rushing) in his first three NFL seasons.***

***He became the first player in NFL history with 70+ passing TDs and 20+ rushing TDs in his first three seasons.***

***Murray's 70 TD passes were 26 more than any other player in franchise history in their first three NFL seasons.***

**Franchise Record – TD Passes in 1st 3 NFL Seasons**

Rnk	Player (Years)	TDs
1	<b>Kyler Murray (2019-21)</b>	<b>70</b>
2	Charley Johnson (1961-63)	44
3	Jake Plummer (1997-99)	41
4	Paul Christman (1945-47)	35
5	Jim Hart (1966-68)	34

***Murray's 20 rushing TDs marked the fourth-best total in franchise history in a player's first three NFL seasons - regardless of position.***


**Franchise Record – Rushing TDs in 1st 3 Seasons**

Rnk	Player (Years)	TD	Gms
1	RB Ottis Anderson (1979-81)	26	48
2	RB David Johnson (2015-17)	24	33
3	RB Tim Hightower (2008-10)	23	48
4	<b>QB Kyler Murray (2019-21)</b>	<b>20</b>	<b>46</b>
5	RB Beanie Wells (2009-11)	19	43

***Only two QBs in NFL history had more rushing TDs in their first three seasons than Murray.***

**NFL History - Rushing TDs by QB in 1st 3 Seasons**

Rnk	Player (Years)	TDs
1	Cam Newton (2011-13)	28
2	Josh Allen (2018-20)	25
3	<b>Kyler Murray (2019-21)</b>	<b>20</b>
4	Lamar Jackson (2018-20)	19
5	Dak Prescott (2016-18)	18



## HIGH PERCENTAGE PASSER IN 2021

Murray completed 333-of-481 pass attempts (69.2%) during the regular season in 2021. His 69.2 completion percentage established a new franchise single-season record and also ranked second in the NFL in 2021.

Murray now owns the top two - and three of the top six - single-season completion percentages in Cardinals history.

### Franchise Record – Completion Pct. (Season)

Rnk	Player (Year)	Pct.
1	<b>Kyler Murray (2021)</b>	<b>69.2</b>
2t	<b>Kyler Murray (2020)</b>	<b>67.2</b>
2t	Kurt Warner (2008)	67.1
4	Kurt Warner (2009)	66.1
5	Kurt Warner (2005)	64.5
6	<b>Kyler Murray (2019)</b>	<b>64.4</b>

### 2021 NFL Leaders – Completion Percentage

Rnk	Player (Team)	Pct.
1	Joe Burrow (Cin)	70.4
2	<b>Kyler Murray (AZ)</b>	<b>69.2</b>
3	Aaron Rodgers (GB)	68.9
4	Dak Prescott (Dal)	68.8
5	Derek Carr (LV)	68.4



## NO ONE MORE ACCURATE IN 1ST THREE SEASONS

Murray has completed 1,057-of-1,581 career pass attempts. His 66.86 completion percentage is the best in NFL history in a player's first three seasons (min. 1,000 pass attempts).

### NFL History – Completion Percentage in 1st 3 Seasons (Min. 1,000 Attempts)

Rnk	Player (Years)	Pct.	Cmp	Att
1	<b>Kyler Murray (2019-21)</b>	<b>66.86</b>	<b>1,057</b>	<b>1,581</b>
2	Deshaun Watson (2017-10)	66.78	804	1,204
3	Justin Herbert (2020-21)	66.22	839	1,267
4	Dak Prescott (2016-18)	66.10	975	1,475
5	Patrick Mahomes (2017-19)	65.88	724	1,099



## KEEPING IT ABOVE 70 PERCENT

Murray has had 18 games with a 70+ completion percentage in his first three-plus seasons. That the most in franchise history - for an entire career. Murray's 17 such performances were the most in NFL history in player's first three seasons.

### Franchise History – Games w/ 70.0+ Comp. % (Career)

Rnk	Player (Years)	Games
1t	<b>Kyler Murray (2019-22)</b>	<b>18</b>
2	Kurt Warner (2005-09)	15
3	Neil Lomax (1981-88)	12
4	Carson Palmer (2013-17)	10
5	Jim Hart (1966-83)	8

### NFL History – Games w/ 70.0+ Comp. % (1st 3 Seasons)

Rnk	Player (Team)	Games
1	<b>Kyler Murray (AZ)</b>	<b>17</b>
2t	Dak Prescott (Dal)	16
2t	Deshaun Watson (Hou)	16
4t	Russell Wilson (Sea)	15
4t	Lamar Jackson (Bal)	15



## HISTORIC COMPLETIONS TOTAL

Murray had 1,057 career completions in his first three seasons. In NFL history, only Andrew Luck had more.

### NFL History – Completions in 1st 3 Seasons

Rnk	Player (Years)	Cmp
1	Andrew Luck (2012-14)	1,062
2	<b>Kyler Murray (2019-21)</b>	<b>1,057</b>
3	Derek Carr (2014-16)	1,055
4	Ryan Tannehill (2012-14)	1,029
5	Peyton Manning (1998-00)	1,014

Murray owns three of the top-10 single-season completion totals in team history.

### Franchise History – Completions (Season)

Rnk	Player (Year)	Cmp
1	Kurt Warner (2008)	401
2	<b>Kyler Murray (2020)</b>	<b>375</b>
3	Carson Palmer (2016)	364
4	Carson Palmer (2013)	362
5	<b>Kyler Murray (2019)</b>	<b>349</b>
6	Neil Lomax (1984)	345
7	Carson Palmer (2015)	342
8	Kurt Warner (2009)	339
9	<b>Kyler Murray (2021)</b>	<b>333</b>
10	Jake Plummer (1998)	324

## A HIGHLY-RATED CAMPAIGN IN 2021

Murray posted a 100.6 passer rating in 2021. It represented the second-highest single-season total in franchise history. He now owns two of the top-5 single-season passer rating totals in franchise history.


### Franchise Record - Passer Rating (Season)

Rnk	Player (Year)	Rating
1	Carson Palmer (2015)	104.6
2	<b>Kyler Murray (2021)</b>	<b>100.6</b>
3	Kurt Warner (2008)	96.9
4	Carson Palmer (2014)	95.6
5	<b>Kyler Murray (2020)</b>	<b>94.3</b>

Murray's 110.6 passer rating in 2021 ranked eighth in the NFL.

### NFL Leaders – Passer Rating (2021)

Rnk	Player (Team)	Rating
1	Aaron Rodgers (GB)	111.9
2	Joe Burrow (Cin)	108.3
3	Dak Prescott (Dal)	104.2
4t	Kirk Cousins (Min)	103.1
4t	Russell Wilson (Sea)	103.1
6	Matthew Stafford (LAR)	102.9
7	Tom Brady (TB)	102.1
8	<b>Kyler Murray (AZ)</b>	<b>100.6</b>
9	Jimmy Garoppolo	98.7
10	Patrick Mahomes	98.5



Murray's five games with a passer rating of 120.0+ in 2021 tied for the most in a single season in franchise history.

### Franchise Record - Games w/ 120+ Passer Rating (Season)

Rnk	Player (Year)	120+
1t	<b>Kyler Murray (2021)</b>	<b>5</b>
1t	Kurt Warner (2009)	5
3	Neil Lomax (1984)	4
4t	Carson Palmer (2015)	3
4t	Kurt Warner (2008)	3
4t	Neil Lomax (1983)	3

In franchise history, only Neil Lomax (10 in 108 games) had more such outings in a career than Murray has in his first 53 career games (9).

### Franchise Record – Games w/ 120.0+ Passer Rating (Career)

Rnk	Player (Years)	120+	Gms Played
1	Neil Lomax (1981-88)	10	108
2t	<b>Kyler Murray (2019-21)</b>	<b>9</b>	<b>53</b>
2t	Kurt Warner (2005-09)	9	61
4	Jim Hart (1966-83)	6	199
5	Carson Palmer (2013-17)	4	60

### Murray's Career Games w/ Passer Rating of 120+

Rate	Opponent
150.5	11/8/20 vs. Mia
136.9	12/5/21 @ Chi
130.7	10/31/19 vs. SF
129.0	10/17/21 @ Cle
128.2	10/13/19 vs. Atl
127.8	12/20/20 vs. Phi
121.3	10/24/21 vs. Hou
121.0	9/12/21 @ Ten
120.3	10/3/21 @ LAR

## AMONG THE YOUNGEST TO 10,000

In Week 13 of the 2021 season at Chicago, Murray surpassed 10,000 passing yards in his career (currently sits at 11,480).

At 24 years, 120 days old he became the fourth-youngest player in NFL history to reach 10,000 career passing yards.

### NFL History

#### Youngest to Reach 10,000+ Passing Yards

Rnk	Player (Team)	Age
1	Drew Bledsoe (NE)	23 years, 299 days
2	Jameis Winston (TB)	23 years, 303 days
3	Dan Marino (Mia)	24 years, 63 days
4	<b>Kyler Murray (AZ)</b>	<b>24 years, 120 days</b>
5	Cam Newton (Car)	24 years, 191 days

Murray (11,480 passing yards and 1,786 rushing yards) joined Cam Newton (2011-13) as the only players in NFL history with 11,000+ passing yards and 1,500+ rushing yards in their first three seasons.

Murray's 11,480 passing yards were the fourth most in NFL history in a player's first three seasons.

### NFL History - Passing Yards in 1st 3 Seasons

Rnk	Player (Years)	Yards
1	Andrew Luck (2012-14)	12,957
2	Peyton Manning (1998-00)	12,287
3	Jameis Winston (2015-17)	11,636
4	<b>Kyler Murray (2019-21)</b>	<b>11,480</b>
5	Dan Marino (1983-85)	11,431



## TDS BY THE BUNCH

**Murray has had seven games with 4+ TDs so far in his career. Four of those performances came in 2021.**

### Murray Career Games with 4+ Combined TDs

TD	Opponent	Pass/Rush
5	9/12/21 @ Ten	4/1
4	12/5/21 @ Chi	2/2
4	10/17/21 @ Cle	4/0
4	9/19/21 vs. Min	3/1
4	12/20/20 vs. Phi	3/1
4	11/8/20 vs. Mia	3/1
4	10/25/20 vs. Sea	3/1

**In 2021, Murray (2) joined Carson Palmer (3 in 2015) as the only players in Cardinals history with multiple games of at least four TD passes in a single season.**

In franchise history, only Charley Johnson (4), Jim Hart (3) and Carson Palmer (3) had more games with at least four TD passes in their career than Murray has in his first 53 games.

### Franchise History – Games w/4+ TD Passes (Career)

Rnk	Player (Years)	4+	Gms
1	Charley Johnson (1961-69)	4	108
2t	Carson Palmer (2013-17)	3	60
2t	Jim Hart (1966-83)	3	199
4t	<b>Kyler Murray (2019-22)</b>	<b>2</b>	<b>53</b>
4t	Kurt Warner (2005-09)	2	61
4t	Jake Plummer (1997-02)	2	84
4t	Lamar McHan (1954-58)	2	60

**In Week 6 of the 2021 season at Cleveland, Murray threw four TD passes without throwing an INT. It marked just the ninth time in franchise history – and just the second time in the last 15 years – that a player threw for 4+ TDs with no INTs in a game.** Murray became the first Cardinals player to do so since Hall of Famer Kurt Warner in 2009.

### Franchise History – Players w/ 4+ TD Passes & 0 INTs (Game)

Player	Opponent	TD/INT
<b>Kyler Murray</b>	<b>10/17/21 @ Cle</b>	<b>4/0</b>
Kurt Warner	11/8/09 @ Chi	5/0
Kent Graham	9/29/96 vs. StL	4/0
Neil Lomax	11/13/83 vs. Sea	4/0
Jim Hart	10/28/73 vs. NYG	4/0
Jim Hart	10/22/67 vs. Phi	4/0
Charley Johnson	12/8/63 vs. Phi	4/0
Lamar McHan	11/4/56 vs. Phi	4/0
Ray Mallouf	10/17/48 @ NYG	4/0

**The Week 13 victory at Chicago last season marked the first time Murray had multiple passing TDs and multiple rushing TDs in a game. It marked just the seventh such performance in franchise history and the first in 17 years - since Josh McCown had two passing TDs and two rushing TDs vs. St. Louis on 12/19/04.**



## A DUAL THREAT UNLIKE ANY OTHER

**In just 53 career starts, Murray has 15 career games with both a passing and rushing TD, a franchise record.**

### Franchise Record – Games w/ Rush & Pass TD (Career)

Rnk	Player (Years)	Gms	Gms Played
1	<b>Kyler Murray (2019-22)</b>	<b>15</b>	<b>53</b>
2	Jim Hart (1966-83)	11	199
3	Ernie Nevers (1929-31)	8	31
4	Charley Johnson (1961-69)	7	87
5	Paul Christman (1945-49)	6	50

**Murray has 14 such performances over the last three seasons (2020-22). That total leads the NFL.**

### NFL Leaders – Games w/Rushing & Passing TD (2020-22)

Rnk	Player (Team)	Gms
1	<b>Kyler Murray (AZ)</b>	<b>14</b>
2	Josh Allen (Buf)	12
3	Ryan Tannehill (Ten)	10
4t	Justin Herbert (LAC)	8
4t	Lamar Jackson (Bal)	8

Dating back to Murray's rookie season in 2019, only Bills QB Josh Allen has more games with both a passing and rushing TD.

### NFL Leaders - Games w/ Rushing & Passing TD (2019-22)

Rnk	Player (Team)	Gms
1	Josh Allen (Buf)	18
2	<b>Kyler Murray (AZ)</b>	<b>15</b>
3	Ryan Tannehill (Ten)	13
4	Lamar Jackson (Bal)	11
5	Justin Herbert (LAC)	8

### NFL RECORD FIVE GAMES WITH 3+ PASS TDS AND 1+ RUSH TD

**The Cardinals win over Minnesota in Week 2 last season was Murray's fifth career game with at least three passing TDs and a rushing TD. That is the most such performances in NFL history in a player's first three seasons.**

### NFL History – Games w/ 3+ Pass TD & 1+ Rush TD (1st 3 Seasons)

Rnk	Player (Team)	Gms	Years
1	<b>Kyler Murray (AZ)</b>	<b>5</b>	<b>2019-21</b>
2t	Josh Allen (Buf)	4	2018-20
2t	Jack Kemp (LAC)	4	1957, '60-61
4t	Justin Herbert (LAC)	3	2020-21
4t	Marcus Mariota (Ten)	3	2015-17
4t	Cam Newton (FA)	3	2011-13
4t	Daunte Culpepper (Min)	3	1999-01



## MURRAY'S IMPRESSIVE GROUND GAME

**Murray had three of the top-five QB rushing totals in franchise history in his first three seasons.** In 2021, he rushed for 423 yards, the fifth-best single-season total in team history.

### Franchise Record - Rushing Yards By QB (Season)

Rnk	Player (Year)	Yds
1	<b>Kyler Murray (2020)</b>	<b>816</b>
2	<b>Kyler Murray (2019)</b>	<b>544</b>
3	Charley Trippi (1951)	501
4	Timm Rosenbach (1990)	470
5	<b>Kyler Murray (2021)</b>	<b>423</b>

Murray is one of just five QBs in NFL history with 400+ rushing yards in each of his first three seasons.

### NFL History - QBs w/ 400+ Rushing Yards in Each of 1st 3 Seasons

Rnk	Player	Years (Yards)
1	<b>Kyler Murray</b>	<b>2019 (544), 2020 (816), 2021 (423)</b>
2	Lamar Jackson	2018 (695), 2019 (1,206), 2020 (1,005)
3	Josh Allen	2018 (631), 2019 (510), 2020 (421)
4	Russell Wilson	2012 (489), 2013 (539), 2014 (849)
5	Cam Newton	2011 (706), 2012 (741), 2013 (585)

### MORE THAN A COUPLE OF LONG RUNS ALREADY

**Murray had a 42-yard run in Seattle in Week 6. It was the sixth-longest run by a QB in franchise history and the third-longest run of Murray's career.**

### Franchise Record - Longest Runs By Quarterback (All-Time)

Rnk	Player	Dist	Opponent
1	Charley Trippi	59t	10/5/52 vs. Chi
2	<b>Kyler Murray</b>	<b>57</b>	<b>12/25/21 vs. Ind</b>
3	M.C. Reynolds	50	11/2/58 vs. Phi
4	<b>Kyler Murray</b>	<b>48</b>	<b>10/4/20 @ Car</b>
5	Sam Etcheverry	44	12/17/61 vs. Pit
6	<b>Kyler Murray</b>	<b>42</b>	<b>10/16/22 @ Sea</b>



## 22 RUSHING TDS AND COUNTING

**Murray has 22 rushing TDs in his career, including two in seven games this season.**

**Murray's four-yard TD run at Carolina in Week 4 gave him 22 rushing TDs in 50 career starts. Dating back to 1970, only three NFL QBs had more rushing TDs in their first 50 career starts.**

### Rushing TDs by QB in 1st 50 Career Starts (1970-22)

Rnk	Player (Team)	TD
1t	Josh Allen (Buf)	28
1t	Cam Newton (Car)	28
3	Daunte Culpepper (Min)	25
4	<b>Kyler Murray (AZ)</b>	<b>22</b>
5t	Steve Grogan (NE)	21
5t	Steve McNair (Ten)	21

Dating back to his rookie season in 2019, Murray and Josh Allen (25) are the only QBs in the NFL with 20+ rushing TDs.

### NFL Leaders – Rushing TDs by QB (2019-22)

Rnk	Player (Team)	TDs
1	Josh Allen (Buf)	25
2	<b>Kyler Murray (AZ)</b>	<b>22</b>
3t	Ryan Tannehill (Ten)	19
3t	Jalen Hurts (Phi)	19
5	Lamar Jackson (Bal)	18

**In just 53 starts, Murray already has six more rushing TDs than any other QB in franchise history in their career.**

### Franchise Record – Rushing TDs by QB (Career)

Rnk	Player (Years)	TD	Gms
1	<b>Kyler Murray (2019-22)</b>	<b>22</b>	<b>53</b>
2	Jim Hart (1963-88)	16	199
3	Lamar McHan (1954-58)	11	60
4t	Jake Plummer (1997-02)	10	84
4t	Neil Lomax (1981-88)	10	108
4t	Charley Johnson (1961-69)	10	87

Only five times in franchise history has a QB had at least five rushing TDs in a season. Murray – who established a franchise single-season QB record with 11 rushing TDs in 2020 – has accounted for two of those seasons.



## DEANDRE HOPKINS - AT A GLANCE

- Five-time Pro Bowl (2015; 2017-20) and four-time All-Pro selection. Named 1<sup>st</sup>-team All-Pro in three straight seasons (2017-19) and 2<sup>nd</sup>-team All-Pro in 2020 in his first season with Arizona.
- Has surpassed 100 receptions four times in his career, has six seasons of 1,000+ receiving yards, three seasons with 10+ TDs and has posted 100+ receiving yards in a game 38 times in the regular season.
- In 2019, had 104 receptions for 1,165 yards and seven TDs while being named to the Pro Bowl for the third consecutive year and being named 1<sup>st</sup>-team All-Pro for the third straight season.
- Including postseason, Hopkins missed four times as many games in 2021 (8) as he had in his entire career entering the season (2).



### NFL LEADER

- Since entering the NFL in 2013, ranks first in receptions (799), second in receiving yards (10,684) and fourth in TD receptions (68).
- Dating back to 2017, his 6,197 receiving yards rank fifth in the NFL, his 329 receiving 1<sup>st</sup> downs rank third, his 725 total targets rank fifth, his 482 receptions rank sixth and his 45 TD receptions are tied for sixth in the NFL.
- Has at least one reception in all 137 career games played during the regular season. That represents the longest active streak in the NFL and is the 4<sup>th</sup>-longest in the Super Bowl era to begin a career.
- Has finished a season ranked in the NFL's top-3 in receptions four times and receiving yards three times.
- Was the only NFL player to have 100+ receptions every season between 2018-20.
- Is the only active NFL player with at least 100 receptions, 1,500 receiving yards and 11 TD receptions in multiple seasons (2015; 2018).

### NFL HISTORY

- Has 799 career receptions. With one catch on Sunday at Minnesota, Hopkins - at 30 years, 146 days old - will become the third-youngest player in NFL history to reach 800 career receptions.
- In the 2020 finale against the Rams, surpassed 10,000 career receiving yards. At 28 years, 211 days old, he became the youngest player in NFL history to reach 10,000 career receiving yards.
- One of four players in history with 750+ receptions, 10,500+ receiving yards and 65+ TDs in his first nine seasons.

### FRANCHISE HISTORY

- Established a single-season franchise record with a career-high-tying 115 receptions during his first season with the Cardinals in 2020.
- Has hauled in three game-winning TD receptions in two seasons with Arizona (2020-21), including a 43-yard "Hail Murray" game-winner vs. Buffalo in Week 10 of 2020 that won the 2021 ESPY for "Best Play."
- In his Cardinals debut (@ SF in '20), established a franchise record for the most receptions in a season-opener with 14 catches for 151 yards.

## WHERE HE RANKS SINCE 2013

A look at where Hopkins ranks since entering the league in 2013.

### NFL Leaders – Receptions (2013-)

Rnk	Player (Current Team)	Rec
1	DeAndre Hopkins (AZ)	799
2	Antonio Brown (FA)	777
3	Travis Kelce (KC)	751
4	Julio Jones (TB)	750
5	Keenan Allen (LAC)	736

### NFL Leaders – Receiving Yards (2013-)

Rnk	Player (Current Team)	Yds
1	Julio Jones (TB)	11,249
2	DeAndre Hopkins (AZ)	10,684
3	Antonio Brown (FA)	10,229
4	Mike Evans (TB)	9,755
5	Travis Kelce (KC)	9,559

### NFL Leaders – Receiving Touchdowns (2013-)

Rnk	Player (Current Team)	TD
1t	Mike Evans (TB)	78
1t	Davante Adams (LV)	78
3	Antonio Brown (FA)	76
4	DeAndre Hopkins (AZ)	68
5	Travis Kelce (KC)	64



## 137 STRAIGHT WITH A RECEPTION

*Hopkins made his 2022 debut last week vs. the Saints and finished with 10 receptions. He now has at least one reception in all 137 games played in his career. That represents the longest active streak in the NFL.*



### NFL Leaders

Consecutive Games w/ Reception (Active)

Rnk	Player (Team)	Gms
1	DeAndre Hopkins (AZ)	137
2	Travis Kelce (KC)	133
3	Jarvis Landry (NO)	126
4	Zach Ertz (AZ)	113
5	Stefon Diggs (Buf)	109

*In the Super Bowl era, only three players had a longer streak to open their career than Hopkins' current streak of 137 games.*

Consecutive Games w/ Reception to Start Career (Super Bowl Era)

Rnk	Player	Team(s)	Gms	Start	End
1	WR Marvin Harrison	Ind	190	9/1/96	12/28/08
2	WR Keyshawn Johnson	NYJ, TB, Dal, Car	167	9/1/96	12/31/06
3	RB Marshall Faulk	Ind, StL	158	9/4/94	12/19/04
4	WR DeAndre Hopkins	Hou, AZ	137	9/9/13	Active
5	TE Jeremy Shockey	NYG, NO, Car	136	9/5/02	1/1/12
6	WR Calvin Johnson	Det	135	9/9/07	1/3/16

## HISTORIC START TO HOPKINS' CAREER

Despite missing seven games last season, Hopkins finished the 2021 campaign with 42 receptions for 572 yards and eight TDs. Those totals added to the historic numbers in his first nine NFL seasons.

*Only four players in NFL history had more receptions in their first nine NFL seasons.*

### NFL History – Receptions in 1<sup>st</sup> 9 Seasons

Rnk	Player (Years)	Rec
1	Marvin Harrison (1996-04)	845
2	Antonio Brown (2010-18)	837
3	Torry Holt (1999-07)	805
4	Julio Jones (2011-19)	797
5	DeAndre Hopkins (2013-21)	789

*Hopkins is one of just four players in NFL history with 750+ receptions, 10,500+ yards and 65+ TDs in their first nine seasons.*



### 700+ Receptions; 10,000+ Receiving Yards; 65+ TD Catches (1<sup>st</sup> 9 Seasons)

Rnk	Player (Years)	Rec	Yds	TDs
1	Marvin Harrison (1996-04)	845	11,185	98
2	Antonio Brown (2010-18)	837	11,207	74
3	Torry Holt (1999-07)	805	11,864	71
4	DeAndre Hopkins (2013-21)	789	10,581	68

## RECORD 789 CATCHES BEFORE TURNING 30

In the Week 5 win vs. San Francisco last season, Hopkins reached 770 receptions in his career, the most in NFL history prior to a player's 30<sup>th</sup> birthday. The previous NFL mark was held by former Cardinals WR Larry Fitzgerald (764).

*Hopkins - who turned 30 on June 6, 2022 - continued to add to his record. He finished the 2021 season with 789 career receptions.*

### NFL History – Receptions Prior to Turning 30

Rnk	Player (Years)	Rec
1	DeAndre Hopkins (2012-21)	789
2	Larry Fitzgerald (2004-12)	764
3	Antonio Brown (2010-17)	733
4	Keenan Allen (2013-21)	730
5	Brandon Marshall (2006-13)	712

*After catching 10 passes against the Saints last week, Hopkins now sits at 799 receptions for his career. With one catch on Sunday at Minnesota, Hopkins - at 30 years, 146 days old - will become the third-youngest player in NFL history to reach 800 career receptions.*



### NFL History – Youngest Players to Reach 800 Career Receptions

Rnk	Player	Age
1	Larry Fitzgerald	30 years, 57 days
2	Antonio Brown	30 years, 138 days
3	Jason Witten	30 years, 238 days
4	Andre Johnson	31 years, 165 days
5	Brandon Marshall	31 years, 195 days

## HOPKINS - INSIDE THE NUMBERS

### CAREER RECEPTION/RECEIVING YARDAGE SPLITS

Rec	By Opponent (32)	Rec Yds	By Opponent (32)
Rec	Opponent	Yds	Opponent
89	Tennessee	1,396	Tennessee
82	Jacksonville	1,053	Indianapolis
77	Indianapolis	951	Jacksonville
41	San Francisco	458	New England
34	New England	458	San Francisco
32	Kansas City	419	NY Jets
31	LA Rams	405	Seattle
25	Baltimore	394	Kansas City
25	Seattle	388	Philadelphia
24	Philadelphia	366	LA Rams
23	Denver	342	Buffalo
23	New Orleans	338	NY Giants
22	Buffalo	303	Baltimore
21	NY Giants	287	Dallas
21	NY Jets	269	Denver
20	Cincinnati	250	New Orleans
20	Las Vegas	245	Atlanta
17	Carolina	245	Cleveland
17	Dallas	213	Washington
17	Washington	212	Cincinnati
16	Atlanta	203	LA Chargers
16	Cleveland	196	Las Vegas
16	LA Chargers	181	Detroit
15	Miami	173	Pittsburgh
14	Detroit	162	Miami
13	Tampa Bay	145	Arizona
10	Arizona	135	Carolina
10	Pittsburgh	124	Green Bay
9	Minnesota	124	Tampa Bay
7	Houston	100	Minnesota
7	Chicago	86	Chicago
5	Green Bay	53	Houston



### CAREER TOUCHDOWN SPLITS

By Opponent (24)		By Quarterback (11)		By Season	
TDs	Opponent	TDs	Quarterback	TDs	Season
9	Tennessee	25	Deshaun Watson	13	2017
7	Kansas City	14	Kyler Murray	11	2018
6	Indianapolis	7	T.J. Yates	11	2015
6	Jacksonville	6	Ryan Fitzpatrick	8	2021
5	NY Jets	5	Brian Hoyer	7	2019
4	Buffalo	5	Brock Osweiler	6	2020
3	Cleveland	4	Ryan Mallett	6	2014
3	San Francisco	2	Ryan Mallett	4	2016
3	Washington	2	Tom Savage	2	2013
2	Chicago	1	Case Keenum		
2	Denver	1	Matt Schaub		
2	Miami	1	Brandon Weeden		
2	Minnesota				
2	New Orleans				
2	Philadelphia				
2	Seattle				
1	Arizona	17	30 or more yards		
1	Cincinnati	17	4-9 yards		
1	Green Bay	13	20-29 yards		
1	Houston	12	10-19 yards		
1	LA Rams	9	3 or fewer yards		
1	Las Vegas				
1	Pittsburgh				
1	Tampa Bay				

## AN EXPLOSIVE TALENT

Hopkins has nine career games with 150+ receiving yards, 13 games with 10+ receptions and 12 games with multiple TD catches.

### Hopkins Career Games w/10+ Receptions

Opponent	Rec	Yds
9/13/20 @ San Francisco	14	151
12/30/18 vs. Jacksonville	12	147
10/27/19 vs. Oakland	11	109
12/10/17 vs. San Francisco	11	149
10/8/15 vs. Indianapolis	11	169
10/20/22 vs. New Orleans	10	103
10/25/20 vs. Seattle	10	103
9/27/20 vs. Detroit	10	137
12/15/18 @ NY Jets	10	170
11/4/18 @ Denver	10	105
9/30/18 @ Indianapolis	10	169
10/1/17 vs. Tennessee	10	107
10/18/15 @ Jacksonville	10	148

### Hopkins Career Games w/150+ Receiving Yards

Opponent	Yds	Rec	Avg
11/30/14 vs. Tennessee	238	9	26.4
10/29/17 @ Seattle	224	8	28.0
12/15/18 @ NY Jets	170	10	17.0
12/20/20 vs. Philadelphia	169	9	18.8
10/8/15 vs. Indianapolis	169	11	15.4
9/30/18 @ Indianapolis	169	10	16.9
10/4/15 @ Atlanta	157	9	17.4
9/13/20 @ San Francisco	151	14	10.8
10/7/18 vs. Dallas	151	9	16.8



## INJURIES STALL A HIGH-SCORING SEASON

Injuries were the only thing stopping Hopkins from scoring in 2021. *The ninth-year pro recorded eight TD receptions in just 10 games played, marking the fourth-best single-season total of his career.*



### Hopkins Career Highs – TD Receptions

Rnk	Year	TDs	Team	Gms
1	2017	13	Houston	15
2t	2018	11	Houston	16
2t	2015	11	Houston	16
4	2021	8	Arizona	10
5	2019	7	Houston	15

*Through Week 14, Hopkins was tied for fourth in the NFL in TD receptions despite having already missed three games. He was the only player in the top-five that had played in fewer than 12 games. Hopkins missed final four regular season games due to a knee injury.*

### 2021 NFL Leaders – Receiving TDs (Through Week 14)

Rnk	Player (Team)	TD	Gms Played
1	Cooper Kupp (LAR)	11	12
2t	Mike Evans (TB)	10	12
2t	Adam Thielen (Min)	10	12
4t	DeAndre Hopkins (AZ)	8	9
4t	Ja'Marr Chase (Cin)	8	12
4t	Tyreek Hill (KC)	8	12
4t	D.K. Metcalf (Sea)	8	12

### CATCHING MORE THAN ONE IN 2021

Hopkins had at least one TD reception in six of 10 games played last season. *He had multiple TD catches in two games, equaling the total from his previous two years (2019-20, 31 games) combined.*

*Hopkins had two TD receptions in Week 1 at Tennessee and also posted a pair of TD catches in Week 6 at Cleveland. Just once in his career (3 in 2015) has Hopkins had more games with multiple TD catches than he had in 10 games played in 2021.*

## THREE GAME-WINNERS SO FAR IN ARIZONA

Hopkins has six career game-winning TD receptions in the 4<sup>th</sup> quarter/OT, including three with Arizona.

He has as many game-winners in his last 18 games played with the Cardinals (3) as he had in 110 games with the Texans.

His "Hail Murray" grab against the Bills in 2020 - which won the 2021 ESPY for "Best Play" - was the only one to come with under a minute remaining on the clock.

### Career Game-Winning TD Catches (4th Qtr/OT)

Opponent	Qtr	Dist	Time Remaining
10/10/21 vs. SF	4	9	5:13
12/20/20 vs. Phi	4	20	7:24
11/15/20 vs. Buf	4	43	0:02
11/21/19 vs. Ind	4	4	12:34
11/16/15 @ Cin	4	22	14:20
9/15/13 vs. Ten	OT	3	10:32



## YOUNGEST EVER TO 10,000 RECEIVING YARDS

In the Cardinals 2020 regular season finale against the Rams, Hopkins surpassed 10,000 receiving yards for his career. *At 28 years, 211 days old he became the youngest player in NFL history to reach the milestone.*

### NFL History - Youngest to Reach 10,000 Receiving Yards

Rnk	Player (Years)	Age
1	DeAndre Hopkins (2013-20)	28 years, 211 days
2	Randy Moss (1998-05)	28 years, 314 days
3	Larry Fitzgerald (2004-12)	29 years, 44 days
4	Calvin Johnson (2007-14)	29 years, 59 days
5	Julio Jones (2011-18)	29 years, 276 days

Hopkins became just the seventh player in NFL history with 10,000+ receiving yards in his first eight seasons.

### Players w/ 10,000+ Receiving Yards in 1st 8 Seasons

Rnk	Player (Years)	Yds
1	Julio Jones (2011-18)	10,731
2	Torry Holt (1999-06)	10,675
3	Calvin Johnson (2007-14)	10,405
4	Jerry Rice (1985-92)+	10,273
5	Randy Moss (1998-05)+	10,147
6	Marvin Harrison (1996-03)+	10,072
7	DeAndre Hopkins (2013-20)	10,009

+Hall of Fame Inductee



## ZACH ERTZ - AT A GLANCE



- Selected by Philadelphia in the 2<sup>nd</sup> round (35<sup>th</sup> overall) of the 2013 NFL Draft and acquired by Arizona in a trade with the Eagles in Week 6 of the 2021 season.
- A three-time Pro Bowl selection (2017-19), has appeared in 141 games (103 starts) during the regular season with 672 receptions for 7,161 yards and 43 TDs. Also has 12 games with 100+ receiving yards.
- In eight career playoff games (6 starts), has 36 receptions for 381 yards and two TDs.
- Caught game-winning TD in Super Bowl LII that gave the Eagles a 38-33 lead with just over two minutes left in regulation.

### NFL LEADER

- Among TEs dating back to his first season in 2013, ranks 2<sup>nd</sup> in receptions (672), 2<sup>nd</sup> in receiving yards (7,161), 4<sup>th</sup> in TD receptions (43), and 4<sup>th</sup> in 100-yard receiving games (12).

### NFL HISTORY

- His 672 receptions rank 8<sup>th</sup> in NFL history among TEs. His 635 receptions between 2013-21 represent the fourth-highest total in history by a TE in his first nine seasons behind Travis Kelce (704), Jason Witten (696) and Tony Gonzalez (648).

In NFL history, the only TEs to reach 650 receptions in fewer games than Ertz (137) were Travis Kelce (117) and Jason Witten (133).

Set the NFL single-season record for receptions by a TE with 116 catches in 2018, surpassing the mark of Jason Witten (110 in 2012).

Playing his first game with Arizona in Week 7 vs. Houston, caught a 47-yard TD reception. Combined with his five-yard TD catch in Week 6 in his final game with Philly, became the first player in NFL history with a TD reception in back-to-back games in a season for two different teams.

The 2021 season was his sixth with 70+ receptions. Joined Tony Gonzalez (14), Jason Witten (9), Travis Kelce (7) and Antonio Gates (6) as the only TEs in NFL history with at least six seasons of 70+ receptions.

The 2021 season was his seventh with 700+ receiving yards. Joined Tony Gonzalez (14), Jason Witten (12), Antonio Gates (10), Shannon Sharpe (9) and Travis Kelce (8) as the only TEs in NFL history with at least seven seasons of 700+ receiving yards.

## SIGNIFICANT ACHIEVEMENTS IN SEASON #9

Ertz finished the 2021 regular season with 74 receptions for 763 yards and five TDs in 17 games with the Eagles and Cardinals. His 74 receptions ranked fourth among NFL TEs in 2021.

### 2021 NFL Leaders - Receptions (TE)

Rnk	Player (Team)	Rec
1	Mark Andrews (Bal)	107
2	Travis Kelce (KC)	92
3	Dalton Schultz (Dal)	78
4	Zach Ertz (AZ/Phi)	74
5	Mike Gesicki (Mia)	73

### SIX SEASONS WITH 70+ RECEPTIONS

The 2021 season marked Ertz's sixth with 70+ catches. He became just the fifth TE in NFL history to have at least six seasons of 70+ receptions in their career.

### NFL History - Seasons w/ 70+ Receptions by TE

Rnk	Player (Years)	70+
1	Tony Gonzalez (1997-2013)	14
2	Jason Witten (2003-20)	9
3	Travis Kelce (2013-)	7
4t	Zach Ertz (2013-)	6
4t	Antonio Gates (2003-18)	6

Ertz (6) joined Kelce (7), Gonzalez (6) and Witten (6) as the only TEs in NFL history with 70+ catches at least six times in their first nine seasons.

### SEVEN SEASONS WITH 700+ RECEIVING YARDS

The 2021 season marked Ertz's seventh with at least 700 receiving yards. He became just the sixth TE in NFL history to have at least seven seasons of 700+ receiving yards in their career.

### NFL History - Seasons w/ 700+ Receiving Yards by TE (All-Time)

Rnk	Player (Years)	700+
1	Tony Gonzalez (1997-2013)	14
2	Jason Witten (2003-20)	12
3	Antonio Gates (2003-18)	10
4	Shannon Sharpe (1990-2003)	9
5	Travis Kelce (2013-)	8
6	Zach Ertz (2013-)	7



## ERTZ HITTING MILESTONES BY THE GAME

TE Zach Ertz was among the Cardinals top of offensive weapons in 11 games with the team last season - after he was acquired in an October trade with the Philadelphia Eagles.

He has been just as - if not more - productive to start the 2022 season. Through seven games Ertz has 37 receptions for 320 yards and two TDs. His 37 receptions rank third among NFL TEs this season.



### NFL Leaders - Receptions (Tight End)

Rnk	Player (Team)	Rec
1	Travis Kelce (KC)	47
2	Mark Andrews (Bal)	39
3	Zach Ertz (AZ)	37
4t	Tyler Higbee (LAR)	34
4t	David Njoku (Cle)	34

The 2022 season has already been one of many milestones for Ertz.

Week 3 vs. the Rams: Became the third-youngest TE in NFL history to reach 650 career receptions.

### NFL History - Youngest TEs to 650 Receptions

Rnk	Player (Years)	Age
1	Jason Witten (2003-11)	29 years, 170 days
2	Tony Gonzalez (1997-06)	30 years, 195 days
3	Zach Ertz (2013-22)	31 years, 319 days
4	Travis Kelce (2013-21)	32 years, 12 days
5	Antonio Gates (2003-13)	33 years, 89 days

Only two TEs in NFL history reached 650 receptions in fewer games.

### NFL History - Fewest Games to 650 Receptions (TE)

Rnk	Player (Years)	Games
1	Travis Kelce (2013-21)	117
2	Jason Witten (2003-11)	133
3	Zach Ertz (2013-22)	137
4	Tony Gonzalez (1997-06)	144
5	Antonio Gates (2003-13)	149

Week 4 at Carolina: Joined Kansas City's Travis Kelce as the only active TEs with 7,000+ career receiving yards.

### Active NFL Leaders - Receiving Yards (Tight End)

Rnk	Player (Team)	Yds
1	Travis Kelce (KC)	9,559
2	Zach Ertz (AZ)	7,161
3	Marcedes Lewis (GB)	5,020
4	George Kittle (SF)	4,769
5	Kyle Rudolph (TB)	4,765

Week 5 vs. Philadelphia: Playing against his former team, passed Hall of Famer Ozzie Newsome (662) for eighth place on the NFL's all-time list for career receptions by a TE.

### NFL History - Receptions by Tight End (Career)

Rnk	Player (Years)	Rec	To Pass
1	Tony Gonzalez (1997-13)	1,325	654
2	Jason Witten (2003-20)	1,228	557
3	Antonio Gates (2003-18)	955	284
4	Shannon Sharpe (1990-03)	815	144
5	Travis Kelce (2013-)	751	80
6	Greg Olsen (2007-20)	742	71
7	Jimmy Graham (2010-21)	713	42
8	Zach Ertz (2013-)	672	-
9	Ozzie Newsome (1978-90)	662	-
10	Rob Gronkowski (2010-21)	621	-

### A CATCH VS. ALL 32 TEAMS

After catching six passes vs. the Eagles in Week 5, Ertz has at least one reception vs. all 32 NFL franchises. He joins LAC's Gerald Everett as the only active TEs to accomplish the feat.

## ERTZ MAKES BIG FIRST IMPRESSION IN AZ

Ertz caught 56 passes for 574 yards and three TDs in 11 games with Arizona last season. His 56 catches tied the franchise single-season record for receptions by a TE (56).


### Franchise Record - Receptions by TE (Season)

Rnk	Player (Year)	Rec	Gms
1t	Zach Ertz (2021)	56	11
1t	Jackie Smith (1967)	56	14
3	Freddie Jones (2003)	55	16
4	Jackie Smith (1968)	49	14
5	Jackie Smith (1964)	47	14

He also became the first Cardinals TE since Freddie Jones in 2003 to have 500+ receiving yards in a season.

### Franchise Record - Receiving Yards by TE (Season)

Rnk	Player (Year)	Yds	Gms
1	Jackie Smith (1967)	1,205	14
2	Jackie Smith (1966)	810	14
3	Jackie Smith (1968)	789	14
4	Jackie Smith (1970)	687	14
5	Jackie Smith (1964)	657	14
6	Jackie Smith (1965)	648	14
7	Doug Marsh (1984)	608	16
8	Jackie Smith (1973)	600	14
9	Zach Ertz (2021)	574	11
10	Jay Novacek (1988)	569	16





## A.J. GREEN - AT A GLANCE



- Seven-time Pro Bowl selection (2011-17) and two-time 2<sup>nd</sup>-team All-Pro honoree (2012-13). First WR in NFL history to be named to the Pro Bowl in each of his first seven seasons.

- Has appeared in 148 games (137 starts) with 713 receptions for 10,334 yards and 68 TDs during the regular season. One of three active NFL players – DeAndre Hopkins and Julio Jones – with 700+ receptions and 10,000+ receiving yards.

- Has 35 career games with 100+ receiving yards and six 1,000-yard receiving seasons.

- Since entering the league in 2011, ranks 4<sup>th</sup> in the NFL in receiving yards, 7<sup>th</sup> in receptions, t-7<sup>th</sup> in TD receptions, 4<sup>th</sup> in 100-yard receiving games and 7<sup>th</sup> in receiving yards per game.

- Joins teammate DeAndre Hopkins (6), Travis Kelce (6), Brandin Cooks (6), Julio Jones (7), Antonio Brown (7) and Mike Evans (8) as the only players in the NFL with at least six seasons of 1,000+ receiving yards dating back to 2011.

- In 2021, playing in his 11<sup>th</sup> NFL season at the age of 33 years old, Green's 15.7-yard receiving average was the second-highest of his career (16.3 as a rookie in 2011 at 23 years old).

- Had 10 games of 150+ receiving yards in his first 10 seasons in the league. Only nine other players in NFL history, including six Hall of Famers, had at least 10 games of 150+ receiving yards in their first 10 career seasons.

- Has five career games of 180+ receiving yards. Only Antonio Brown (8) has more such performances over the past 11 seasons (2011-21).

- Has ranked in the top-10 in the NFL in receptions twice (2012-13), receiving yards three times (2012-13, 2015), receiving TDs four times (2012-13, 2015, 2017) and receiving yards per game four times (2012-13, 2015-16).

- Of Green's 68 career TD receptions, 18 covered at least 40 yards and 13 went for 50+ yards. His 13 TD catches of 50+ yards trail only DeSean Jackson (21) and Tyreek Hill (14) dating back to 2011.

## WHERE GREEN RANKS SINCE 2011

Since entering the league as a first-round selection (4<sup>th</sup> overall) in the 2011 NFL Draft, Green ranks 4<sup>th</sup> in the NFL in receiving yards, t-7<sup>th</sup> in TD catches, 7<sup>th</sup> in receptions and 4<sup>th</sup> in 100-yard receiving games.

### NFL Leaders – Receiving Yards (2011-)

Rnk	Player (Current Team)	Yds
1	Julio Jones (TB)	13,406
2	Antonio Brown (FA)	12,124
3	DeAndre Hopkins (AZ)	10,684
4	A.J. Green (AZ)	10,334
5	Mike Evans (TB)	9,755

### NFL Leaders – Receptions (2011-)

Rnk	Player (Current Team)	Rec
1	Antonio Brown (FA)	912
2	Julio Jones (TB)	883
3	Larry Fitzgerald	819
4	DeAndre Hopkins (AZ)	799
5	Travis Kelce (KC)	751
6	Keenan Allen (LAC)	736
7	A.J. Green (AZ)	713

### NFL Leaders – TD Receptions (2011-)

Rnk	Player (Current Team)	TDs
1	Antonio Brown (FA)	83
2	Rob Gronkowski	82
3	Jimmy Graham (FA)	80
4t	Mike Evans (TB)	78
4t	Devante Adams (LV)	78
6	Dez Bryant (FA)	69
7t	A.J. Green (AZ)	68
7t	DeAndre Hopkins (AZ)	68

### NFL Leaders – 100-Yard Receiving Games (2011-)

Rnk	Player (Current Team)	Gms
1	Julio Jones (TB)	59
2	Antonio Brown (FA)	46
3	DeAndre Hopkins (AZ)	38
4	A.J. Green (AZ)	35
5	T.Y. Hilton (FA)	34



## GREEN MUCH BETTER THAN AVERAGE IN 2021

In his first season with the Cardinals in 2021, WR A.J. Green had 54 receptions for 848 yards (15.7 avg.) and three TDs.

He easily exceeded his totals from his final season with the Bengals in 2020 when he had 47 catches for 523 yards (11.1 avg.) and two TDs.

Among players with at least 50 receptions in 2021, Green's 15.7 receiving average ranked fifth in the NFL.

### 2021 NFL Leaders - Receiving Avg. (Min. 50 Receptions)

Rnk	Player (Team)	Avg	Yds	Rec
1	Deebo Samuel (SF)	18.2	77	1,405
2	Ja'Marr Chase (Cin)	18.0	81	1,455
3	Tyler Lockett (Sea)	16.1	73	1,175
4	Van Jefferson (LAR)	16.0	50	802
5	A.J. Green (AZ)	15.7	54	848

Playing in his 11<sup>th</sup> NFL season at the age of 33 years old, Green's 15.7-yard receiving average was the second-highest of his career. He established his career high of 16.3 yards per reception in his rookie season when he was 23 years old.

Green had 11 receptions of 25+ yards during the regular season. Only three times in his career - in his first three NFL seasons: 14 in 2011; 12 in 2012; 12 in 2013 - did Green have more receptions of 25+ yards.



## INSIDE THE NUMBERS

### CAREER RECEPTION/RECEIVING YARDAGE SPLITS

#### Rec By Opponent (31)

Rec	Opponent	Yds
90	Pittsburgh	1,218
77	Cleveland	1,143
53	Baltimore	886
36	Miami	478
35	Denver	446
34	Houston	444
29	Indianapolis	414
24	LA Rams	372
22	Kansas City	371
22	LA Chargers	345
22	Tennessee	345
22	Washington	344
21	Buffalo	303
21	Jacksonville	300
20	Seattle	295
19	Green Bay	264
16	Dallas	249
16	Detroit	240
16	New England	230
15	Chicago	230
15	NY Jets	207
14	NY Giants	190
14	Philadelphia	171
12	Minnesota	153
11	Las Vegas	133
9	Tampa Bay	127
6	Arizona	113
6	New Orleans	104
6	San Francisco	79
6	Carolina	78
4	Atlanta	62

#### Rec Yds By Opponent (31)

Opponent	Yds
Pittsburgh	1,218
Cleveland	1,143
Baltimore	886
Miami	478
Buffalo	446
Houston	444
Denver	414
Jacksonville	372
Indianapolis	371
LA Rams	345
Washington	345
Tennessee	344
Kansas City	303
Detroit	300
NY Jets	295
LA Chargers	264
Seattle	249
Chicago	240
Dallas	230
New England	230
Green Bay	207
Las Vegas	190
Minnesota	171
NY Giants	153
Tampa Bay	133
New Orleans	127
Philadelphia	113
Arizona	104
San Francisco	79
Atlanta	78
Carolina	62



### CAREER TOUCHDOWN SPLITS

#### By Opponent (26)

TDs	Opponent
9	Baltimore
8	Cleveland
8	Pittsburgh
4	Denver
4	Indianapolis
3	Jacksonville
3	LA Rams
3	Minnesota
2	Buffalo
2	Chicago
2	Green Bay
2	LA Chargers
2	Miami
2	NY Giants
2	Tampa Bay
2	Washington
1	Atlanta
1	Dallas
1	Detroit
1	Kansas City
1	New England
1	New Orleans
1	NY Jets
1	Philadelphia
1	Seattle
1	Tennessee

#### By Quarterback (6)

TDs	Quarterback
58	Andy Dalton
3	Kyler Murray
3	A.J. McCarron
1	Joe Burrow
1	Mohamed Sanu
1	Brandon Allen
1	Bruce Gradkowski

#### By Distance

TDs	Distance
22	30 or more yards
19	4-9 yards
19	10-19 yards
5	20-29 yards
3	3 or fewer yards

#### By Quarter

TDs	Quarter
22	1 <sup>st</sup>
18	4 <sup>th</sup>
17	2 <sup>nd</sup>
11	3 <sup>rd</sup>

#### By Season

TDs	Season
11	2013
11	2012
10	2015
8	2017
7	2011
6	2018
6	2014
4	2016
3	2021
2	2020

#### By Day

TDs	Day
59	Sunday
5	Thursday
4	Monday

## ARIZONA TRADES FOR ANDERSON

Last Monday (10/17), the Cardinals acquired WR **Robbie Anderson** in a trade with the Carolina Panthers.

### ANDERSON FACT SHEET:

- Is in his seventh NFL season in 2022 and has played in 102 games (84 starts) with Panthers (2020-22), Jets (2016-19) and Cardinals (2022).

- **Has 368 receptions for 4,880 yards and 29 TDs since entering the league in 2016 with the Jets as an undrafted rookie free agent.**

- **Among players who entered the NFL as undrafted free agents, became just the third to begin his career with six consecutive seasons of 40+ receptions and 500+ receiving yards. He joined Wayne Chrebet (1995-2000) and Charley Hennigan (1960-65) as the only players to accomplish the feat.**

- **One of 10 NFL WRs - and the only one on the list who entered the league undrafted - who had at least 50 receptions and 750 receiving yards in each of the last four seasons (2018-21).**

### ADDING (ANOTHER) ONE OF NFL'S TOP DEEP THREATS

With WR **Marquise Brown** out due to a foot injury, Arizona has temporarily lost one of the NFL's top deep threats - while replacing him with another. **Dating back to his rookie season in 2016, Anderson has 11 TD catches of 40+ yards. Only two players have more such TDs during that span.**

### NFL Leaders - TD Receptions of 40+ Yds (2016-22)

Rnk	Player (Team)	TDs
1	Tyreek Hill (Mia)	23
2	Tyler Lockett (Sea)	13
3t	<b>Robbie Anderson (AZ)</b>	11
3t	DeSean Jackson (Bal)	11
3t	Brandin Cooks (Hou)	11



## CARDS LOSE ONE OF NFL'S LEADING RECEIVERS

WR **Marquise Brown** was off to the best start of his career in 2022 before suffering a foot injury at Seattle in Week 6 that forced him to IR.

**In his first six games with the Cardinals, Brown led the team in receptions (43), receiving yards (485) and TD receptions (3).**

**Only two players in franchise history had more receptions through the first six games of a season than Brown had in 2022 (43).**

### Franchise Record

Receptions Thru 1<sup>st</sup> 6 Games (Season)

Rnk	Player (Year)	Rec
1t	DeAndre Hopkins (2020)	47
1t	J.T. Smith (1989)	47
3t	<b>Marquise Brown (2022)</b>	43
3t	Larry Fitzgerald (2015)	43
3t	Larry Centers (1996)	43



**At the time of his injury, Brown's 43 receptions ranked fifth in the NFL and his 485 receiving yards ranked seventh.**

### 2022 RECEIVING LEADERS THROUGH WEEK 6 (time of Brown's injury)

Receptions			Receiving Yards		
Rnk	Player (Team)	Rec	Rnk	Player (Team)	Yds
1	Cooper Kupp (LAR)	56	1	Tyreek Hill (Mia)	701
2	Tyreek Hill (Mia)	50	2	Stefon Diggs (Buf)	656
3	Stefon Diggs (Buf)	49	3	Justin Jefferson (Min)	654
4	Justin Jefferson (Min)	46	4	Cooper Kupp (LAR)	607
5	<b>Marquise Brown (AZ)</b>	43	5	Jaylen Waddle (Mia)	533
			6	A.J. Brown (Phi)	503
			7	<b>Marquise Brown (AZ)</b>	503

**In Week 3 vs. the Rams, Brown had a career-high 14 receptions for 140 yards. In addition to setting a career high for the fourth year pro, it also tied for the second-highest single-game total in franchise history.**

### Franchise Record - Receptions (Single-Game)

Rnk	Player	Rec	Opponent
1	Sonny Randle	16	11/4/62 at NYG
2t	<b>Marquise Brown</b>	14	9/25/22 vs. LAR
2t	DeAndre Hopkins	14	9/13/20 at SF
2t	Anquan Boldin	14	9/23/07 at Bal
5t	7 times	13	Last - Larry Fitzgerald, 9/25/17 vs. Dal

## AZ ACQUIRED DEEP THREAT IN HOLLYWOOD

On the first day of the 2022 NFL Draft, the Cardinals sent their first-round pick (#23 overall) to the Baltimore Ravens in exchange for WR **Marquise "Hollywood" Brown** and the Ravens '22 third-round pick (#100 overall).

Baltimore's first round pick (25<sup>th</sup> overall) in the 2019 NFL Draft, **Brown has 238 receptions for 2,846 yards and 24 TDs in 52 games (47 starts) in his career. The 25-year old set career highs with 91 receptions for 1,008 yards last season while starting all 16 games in which he played.**

Has also played in three postseason games and totaled 18 receptions for 322 yards.

**Since he entered the league in 2019, only one player in the NFL has more TD receptions of 20+ yards than Brown (13). Only four have more TD catches and 40+ yards than Brown (7).**



### NFL Leaders

TD Catches of 20+ Yds (2019-22)

Rnk	Player (Team)	TDs
1	Tyreek Hill (Mia)	17
2t	<b>Marquise Brown (AZ)</b>	13
2t	Mike Evans (TB)	13
4	D.K. Metcalf (Sea)	12
5t	Ja'Marr Chase (Cin)	11
5t	Terry McLaurin (Was)	11
5t	Darius Slayton (NYG)	11

### NFL Leaders

TD Catches of 40+ Yds (2019-22)

Rnk	Player (Team)	TDs
1	Tyreek Hill (Mia)	13
2t	A.J. Brown (Phi)	8
2t	Tyler Lockett (Sea)	8
2t	Ja'Marr Chase (Cin)	8
5t	<b>Marquise Brown (AZ)</b>	7
5t	Marquez V-Scantling (KC)	7
5t	Mike Williams (LAC)	7
5t	Stefon Diggs (Buf)	7
5t	D.K. Metcalf (Sea)	7

### BROWN'S TD CONNECTIONS

- Dating back to his two seasons (2017-18) at Oklahoma, Brown has 41 TD receptions, 40 of which have come from three different Heisman Trophy winning QBs (**Kyler Murray**, Baker Mayfield, Lamar Jackson) and the other coming from QB **Trace McSorley** - his former teammate in Baltimore and current teammate with the Cardinals.

- Of his 17 TD receptions at Oklahoma, 11 came from Murray - including Brown's first TD with the Sooners (87-yarder from Kyler on 9/16/17 vs. Tulane).

- Brown's 11 TD catches from Murray at Oklahoma averaged 51.0 yards. Only one covered fewer than 20 yards and seven covered 50+ yards.

## CONNER IN PRO BOWL FORM IN 2021

**Signed to a one-year contract as a free agent, RB James Conner had perhaps the best season of his NFL career en route to his second career Pro Bowl selection in 2021.**

**In his first season with the Cardinals, Conner totaled 1,127 scrimmage yards (752 rushing, 375 receiving) and 18 TDs (15 rushing; 3 receiving).**

### Conner in 2021

- 1,127 scrimmage yards was a team-high
- 752 rushing yards was a team-high
- 18 total TDs were a team & career-high
- 15 rushing TDs were a team & career-high

**Conner's 18 total TDs during the regular season marked the second-highest single-season total in franchise history.**

### Franchise Record - Touchdowns (Season)

Rnk	Player (Year)	TDs	Rush/Rec
1	David Johnson (2016)	20	16/4
2	<b>James Conner (2021)</b>	18	15/3
3	John David Crow (1962)	17	14/3
4t	Sonny Randle (1960)	15	0/15
4t	Mal Kutner (1948)	15	1/14

**His 18 TDs also ranked third in the NFL in 2021.**

### 2021 NFL Leaders - Scrimmage TDs

Rnk	Player (Team)	TDs
1t	RB Jonathan Taylor (Ind)	20
1t	RB Austin Ekeler (LAC)	20
3	<b>RB James Conner (AZ)</b>	18
4t	RB Joe Mixon (Cin)	16
4t	WR Cooper Kupp (LAR)	16

**Conner's 15 rushing TDs in 2021 marked the second-highest single-season total in franchise history.**

### Franchise Record - Rushing TDs (Season)

Rnk	Player (Year)	TDs
1	David Johnson (2016)	16
2	<b>James Conner (2021)</b>	15
3	John David Crow (1962)	14
4	Ernie Nevers (1929)	12
5t	Kyler Murray (2020)	11
5t	MacArthur Lane (1970)	11

**His 15 rushing TDs also tied for second in the NFL in 2021.**

### 2021 NFL Leaders - Rushing TDs

Rnk	Player (Team)	TD
1	Jonathan Taylor (Ind)	18
2t	<b>James Conner (AZ)</b>	15
2t	Damien Harris (NE)	15
4	Joe Mixon (Cin)	13
5	Austin Ekeler (LAC)	12



## J.J. WATT - AT A GLANCE

- After spending his first 10 seasons with the Texans - who selected Watt in the first round (11<sup>th</sup> overall) in the 2011 NFL Draft - signed a two-year contract with the Cardinals on 3/2/21 as a free agent.
- A five-time 1<sup>st</sup>-team All-Pro and five-time Pro Bowl selection, was also named the 2017 Walter Payton NFL Man of the Year.
- Has been named NFL Defensive Player of the Year three times (2012, '14-15), tied with Rams DT Aaron Donald and Giants LB Lawrence Taylor for the most in NFL history.

• In 141 career games, has totaled 104.5 sacks, 26 forced fumbles, 16 fumble recoveries, 296 QB hits, 181 tackles for loss, 558 tackles (426 solo), two INTs. Also has 6.0 sacks, 10 tackles for loss, 6 passes defended and an INT in eight playoff contests.

• Has scored seven career TDs (6 regular season, 1 postseason): 3 career receiving TDs, 3 INT return TDs and a fumble return TD.

### NFL LEADER

• His 181 tackles for loss, 296 QB hits, 48 games with multiple tackles for loss and 26 games with 2.0+ sacks lead the NFL since he entered the league in 2011.

• Has 104.5 career sacks. Since entering the NFL in 2011, only Von Miller (121.5), Cameron Jordan (111.5), Chandler Jones (108.0) and Justin Houston (106.0) have more.

• Led the NFL in sacks with 20.5 in 2012 and 17.5 in 2015 and finished second in the league with 20.5 in 2014 and 16.0 in 2018.

• Has 66 passes defended in his career. Among active NFL defensive linemen, only Kansas City's Carlos Dunlap (71) has more.

• Played 1,016 total snaps in 2020, which led all NFL defensive linemen. Has played 1,000+ snaps in a season six times.



### NFL HISTORY

• Only player in NFL history to have multiple seasons of 20.0 or more sacks (2012, '14) and joins Hall of Famer Reggie White as the only players in NFL history to post three or more seasons with at least 17.5 sacks (2012, '14-15).

• Ranks fifth in NFL history (min. 75 games played) in sacks per game (.741), trailing only brother T.J. Watt (.936), Reggie White (.853), DeMarcus Ware (.778) and Aaron Donald (.767).

• Became just the fourth player in NFL history to record at least 100.0 career sacks in his first 120 games (Reggie White, Bruce Smith, DeMarcus Ware).

• In the 17 years (2006-22) Pro Football Reference has tracked QB hits, owns the NFL's four highest single-season totals: 51 in 2014, 50 in 2015, 46 in 2013 and 43 in 2012.

• His six AFC Defensive Player of the Month awards are tied for the most by any defensive player in NFL history (Bruce Smith) while his seven AFC Defensive Player of the Week awards rank second (Aaron Donald-8) for the most among any active players in the league.

### OFF THE FIELD

• Wife, Kealia, plays for the Chicago Red Stars of the NWSL and his brothers, Derek (FB) and T.J. (LB), play for the Pittsburgh Steelers.

• In response to the devastation in Houston as the result of Hurricane Harvey in 2017, organized what would become the largest crowd-sourced fundraiser in history. Originally set a goal of \$200,000 but within 19 days, more than 200,000 individuals collectively donated \$37 million to the cause. Contributions continued, and the final tally reached \$41.6 million.

## INSIDE WATT'S SACK TOTALS

*In Week 2 at Las Vegas, Watt took down Raiders QB Derek Carr in the first quarter. Carr became the 42<sup>nd</sup> different QB Watt has sacked in his career.*

*In Week 3, Watt took down QB Matthew Stafford for his first career sack against the Rams.*

*In Week 5 vs. Philadelphia, Eagles QB Jalen Hurts became the 43<sup>rd</sup> different QB Watt has sacked in his career.*



### Sacks By Quarterback (43)

Sacks	Quarterback
11.0	Andrew Luck
10.5	Blake Bortles
6.5	Zach Mettenberger
5.0	Jake Locker
4.5	Alex Smith
4.0	Ryan Fitzpatrick
4.0	Eli Manning
4.0	Matthew Stafford
3.5	Blaine Gabbert
3.5	Ryan Tannehill
3.0	Drew Brees
3.0	Matt Hasselbeck
3.0	Philip Rivers
2.5	Peyton Manning
2.5	Mark Sanchez
2.0	Sam Darnold
2.0	Joe Flacco
2.0	Chad Henne
2.0	Lamar Jackson
2.0	Matt McGloin
2.0	Aaron Rodgers
2.0	Matt Ryan
1.5	Marcus Mariota
1.0	Josh Allen
1.0	Kyle Allen
1.0	Derek Carr
1.0	Andy Dalton
1.0	Robert Griffin III
1.0	Brian Hoyer
1.0	Case Keenum
1.0	Jake Luton
1.0	Baker Mayfield
1.0	Colt McCoy
1.0	Cam Newton
1.0	Dan Orlovsky
1.0	Brock Osweiler
1.0	Carson Palmer
1.0	Christian Ponder
1.0	Dak Prescott
1.0	Ben Roethlisberger
0.5	Jalen Hurts
0.5	Josh Freeman
0.5	Russell Wilson

### Sacks By Opponent

Watt has at least a partial sack against 28 different teams.

### Sacks By Opponent (28)

Sacks	Opponent
18.0	Tennessee
17.0	Jacksonville
13.0	Indianapolis
5.0	NY Jets
4.5	Kansas City
4.0	Baltimore
	NY Giants
3.5	Denver
	Miami
3.0	Detroit
	Las Vegas
	New Orleans
2.0	Atlanta
	Buffalo
	Carolina
	Cleveland
	Green Bay
	LA Chargers
	Philadelphia
	Washington
1.0	Arizona
	Cincinnati
	Dallas
	L.A. Rams
	Minnesota
	Pittsburgh
0.5	Seattle
	Tampa Bay

### Teams w/ no sacks against:

Chicago  
Houston  
New England  
San Francisco

## WATT AND 104.5 AND COUNTING

*Watt has 104.5 sacks in his career. Only four active players have more.*

### Active NFL Leaders – Career Sacks

Rnk	Player (1st Year)	Sacks
1	Von Miller (2011)	121.5
2	Cameron Jordan (2011)	111.5
3	Chandler Jones (2012)	108.0
4	Justin Houston (2011)	106.0
5	J.J. Watt (2011)	104.5

*Watt recorded career sack #104 in the Cardinals game vs. the Rams in Week 3 - while playing in his 137<sup>th</sup> career game. He became just the 10<sup>th</sup> player in NFL history with at least 104.0 sacks in his first 137 career games.*

### NFL History - Sacks Thru 1<sup>st</sup> 137 Career Games

Rnk	Player	Sacks	Seasons
1	Reggie White+	137.0	1985-93
2	DeMarcus Ware	116.0	2005-13
3	Bruce Smith+	116.0	1985-94
4	Jared Allen	114.0	2004-12
5	Von Miller	109.0	2011-21
6	Lawrence Taylor+	108.5	1982-90
7t	Chandler Jones	106.5	2012-21
7t	Leslie O'Neal	106.5	1986-96
7t	Derrick Thomas+	106.5	1989-97
10	J.J. Watt	104.0	2011-22

+Hall of Fame Inductee




## A SCORING THREAT ON DEFENSE

One of the NFL's top pass rushers, **Watt** has also proved to be a scoring threat, both on offense and defense. Including postseason, Watt has scored seven TDs in his career (6 regular season, 1 postseason).

He has three career receiving TDs, three INT return TDs and a fumble return TD.

His most recent TD came in Week 12 of 2020 when he picked off a Matthew Stafford pass and returned it 19 yards for a TD in a win vs. Detroit.



### Watt's Career Touchdowns

Type	Dist. (Yds)	Opponent
INT Return	19	11/26/20 @ Detroit (QB Matthew Stafford)
Receiving	1	11/30/14 vs. Tennessee
Receiving	2	11/16/14 @ Cleveland
Fumble Return	45	10/9/14 vs. Indianapolis
INT Return	80	9/28/14 vs. Buffalo (QB E.J. Manuel)
Receiving	1	9/14/14 @ Oakland
INT Return	29	1/7/12 vs. Cincinnati (QB Andy Dalton)*

\*2011 Postseason


## MAKING PLAYS ON THE BALL

Throughout his career, **Watt** has shown a remarkable ability to both force and recover fumbles. Since his rookie season in 2011, he has 26 forced fumbles and 16 fumble recoveries in the regular season.

Watt's 16 fumble recoveries rank second among active players while only two active defenders have more forced fumbles.

### Active NFL Leaders – Fumble Recoveries

Rnk	Player (Team)	FR
1	Lavonte David (TB)	17
2	<b>J.J. Watt (AZ)</b>	<b>16</b>
3	Justin Houston (Bal)	14
4	Fletcher Cox (Phi)	13
5	Calais Campbell (Bal)	12



### Active NFL Leaders – Forced Fumbles

Rnk	Player (Team)	FF
1	Chandler Jones (LV)	33
2	Robert Quinn (Chi)	31
3t	<b>J.J. Watt (AZ)</b>	<b>26</b>
3t	Von Miller (Buf)	26
3t	T.J. Watt (Pit)	26

### KNOCKING IT DOWN AT THE LINE

Watt also has 66 passes defended in his career. Among active NFL defensive linemen, only Kansas City's Carlos Dunlap (71) has more.

### Active NFL Leaders - Passes Defended (D-Linemen)

Rnk	Player (Team)	FF
1	Carlos Dunlap (KC)	71
2	<b>J.J. Watt (AZ)</b>	<b>66</b>
3t	Cameron Jordan (NO)	56
3t	Calais Campbell (Bal)	56
5	Cameron Heyward (Pit)	43

## A WATT OF ACCOMPLISHMENTS

In his first 11 NFL seasons, **Watt** accumulated 547 tackles, 102.0 sacks, 26 forced fumbles, 16 fumble recoveries, 292 QB hits, 177 tackles for loss, 63 passes defended and two INTs during the regular season.

His list of accomplishments is long. Those accolades include being one of just three players in league history to be named AP NFL Defensive Player of the Year at least three times.

There have been eight players in league history that have earned multiple DPOY Awards. Six are enshrined in the Pro Football Hall of Fame. The other two are Watt and Rams DT Aaron Donald.

### Players w/ Multiple AP NFL DPOY Awards

Player	DPOY	Years
<b>J.J. Watt</b>	<b>3</b>	<b>2012, 2014-15</b>
Aaron Donald	3	2017-18, 2020
Lawrence Taylor+	3	1981-82, 1986
Reggie White+	2	1987, 1998
Ray Lewis+	2	2000, 2003
Joe Greene+	2	1972, 1974
Mike Singletary+	2	1985, 1988
Bruce Smith+	2	1990, 1996

+Hall of Fame Inductee



### WATT'S CAREER SNAPSHOT

NFL Defensive Player of the Year (3x): 2012, 2014, 2015

Walter Payton NFL Man of the Year: 2017

Pro Bowl (5x): 2012, 2013, 2014, 2015, 2018

1<sup>st</sup>-Team All-Pro (5x): 2012, 2013, 2014, 2015, 2018

NFL Sack Leader (2x): 2012 (20.5), 2015 (17.5)

AFC Defensive Player of the Month: 6 times

AFC Defensive Player of the Week: 7 times

## PRESSURE GOES FAR BEYOND SACKS

In addition to his 104.5 career sacks, **Watt** also has 296 QB hits since entering the league in 2011. That is far and away the highest total in the NFL during that span according to ProFootballReference.com.

### NFL Leaders - QB Hits (2011-22)

Rnk	Player (Team)	QBH
1	<b>J.J. Watt (AZ)</b>	<b>296</b>
2	Carlos Dunlap (KC)	242
3	Von Miller (Buf)	241
4	Aaron Donald (LAR)	232
5	Cameron Jordan (NO)	212



In the 17 years (2006-22) the site has tracked QB hits, **Watt** owns the NFL's four highest single-season totals.

### NFL Single-Season Leaders - QB Hits (2006-20)

Rnk	Player	QBH	Season
1	<b>J.J. Watt</b>	<b>51</b>	<b>2014</b>
2	<b>J.J. Watt</b>	<b>50</b>	<b>2015</b>
3	<b>J.J. Watt</b>	<b>46</b>	<b>2013</b>
4	<b>J.J. Watt</b>	<b>43</b>	<b>2012</b>
5t	Aaron Donald	41	2018
5t	T.J. Watt	41	2020

**Watt** has 181 tackles for loss in his career, leading all active NFL defenders.

### Active NFL Leaders - Tackles for Loss

Rnk	Player (Team)	TFL
1	<b>J.J. Watt (AZ)</b>	<b>181</b>
2	Calais Campbell (Bal)	163
3	Von Miller (Buf)	162
4	Aaron Donald (LAR)	156
5	Cameron Jordan (NO)	144

In the last 12 seasons (2011-22), a player has recorded at least 28 tackles for loss in a season five times. **Watt** accounts for three of those five seasons.

### NFL Players w/ 28+ Tackles For Loss in a Season (2011-22)

Rnk	Player (Year)	TFL
1	<b>J.J. Watt (2012)</b>	<b>39</b>
2t	<b>J.J. Watt (2014)</b>	<b>29</b>
2t	<b>J.J. Watt (2015)</b>	<b>29</b>
4t	Chandler Jones (2017)	28
4t	Von Miller (2012)	28

## A CONSTANT SOURCE OF PRESSURE

Both by the season, and by the game, **Watt's** sacks have come in bunches. **He is the only active player in the NFL with at least three seasons of 17.0+ sacks.**

### Active NFL Leaders – Seasons w/ 17+ Sacks


Rnk	Player (Current Team)	17+	Years (Sacks)
1	<b>J.J. Watt (AZ)</b>	<b>3</b>	<b>2012 (20.5), 2014 (20.5), 2015 (17.5)</b>
2t	Chandler Jones (LV)	2	2017 (17.0), 2019 (19.0)
2t	Robert Quinn (Chi)	2	2013 (19.0), 2021 (18.5)
4t	T.J. Watt (Pit)	1	2021 (22.5)
4t	Shaquil Barrett (TB)	1	2019 (19.5)
4t	Aaron Donald (LAR)	1	2018 (20.5)
4t	Justin Houston (Bal)	1	2014 (22.0)
4t	Von Miller (Buf)	1	2012 (18.5)
4t	Aldon Smith (FA)	1	2012 (19.5)

**Watt** has 31 career multi-sack (1.5+) performances, the most among all active NFL defenders.

### Active NFL Leaders – Games w/ Multiple Sacks (1.5+)

Rnk	Player (Current Team)	Games
1	<b>J.J. Watt (AZ)</b>	<b>31</b>
2	Von Miller (Buf)	28
3t	Chandler Jones (LV)	26
3t	Justin Houston (Bal)	26
5t	Jason Pierre-Paul (Bal)	25
5t	Cameron Jordan (NO)	25

**Watt** has had at least 2.0 sacks in a game 26 times in his career. That total also leads all active NFL defenders.



### Active NFL Leaders – Games w/ 2.0+ Sacks

Rnk	Player (Current Team)	Games
1	<b>J.J. Watt (AZ)</b>	<b>26</b>
2t	Chandler Jones (LV)	22
2t	Cameron Jordan (NO)	22
2t	Von Miller (Buf)	22
5t	Jason Pierre-Paul (Bal)	21
5t	Justin Houston (Bal)	21

Watt has six career games with 3.0+ sacks. Among active players, only Justin Houston (8) has more games with 3.0+ sacks than Watt (6).

### Active NFL Leaders – Games w/ 3.0+ Sacks

Rnk	Player (Current Team)	Games
1	Justin Houston (Bal)	8
2t	<b>J.J. Watt (AZ)</b>	<b>6</b>
2t	Robert Quinn (Chi)	6
2t	Aaron Donald (LAR)	6
2t	T.J. Watt (Pit)	6

## THE NFL STANDARD AT SAFETY

*"The guy is a human eraser. He makes a ton of tackles, he brings energy, he brings juice, he's physical. He's our leader and our heart and soul on defense." – GM Steve Keim*

**S Budda Baker had another outstanding year in 2021 on his way to his fourth career Pro Bowl selection. The All-Pro totaled 98 tackles, 2.0 sacks, six tackles for loss, a career-high three INTs, three QB hits, seven passes defended and a forced fumble in the regular season.**

### SETTING THE STANDARD AT DEFENSIVE BACK

**Over the last four seasons (2019-22), Baker leads all NFL DBs in total (413) and solo (288) tackles - and leads by a wide margin.**

### NFL Leaders – Total Tackles by a DB (2019-22)

Rnk	Player (Team)	Tackles	Solo	GP
1	<b>S Budda Baker (AZ)</b>	<b>413</b>	<b>288</b>	<b>55</b>
2t	S Logan Ryan (TB)	331	222	51
2t	S Vonn Bell (Cin)	331	221	52
4	S Jordan Poyer (Buf)	329	229	52
5	S Harrison Smith (Min)	322	229	51

### INTERCEPTIONS COMING AT A QUICKER PACE NOW

**Baker finished the 2021 regular season with a career-high three INTs. Prior to 2021, his career high for INTs in a season was 2 in 2020.**

**After going without an INT in his first 50 career games, Baker has five in his last 35 games played.**

**Of Baker's five career INTs, three have come against division opponents (2 vs. San Francisco and 1 vs. Seattle).**



## THOMPSON'S BIG ASCENT IN 2021

S Jalen Thompson - selected in the fifth round of the 2019 NFL Supplemental Draft out of Washington State - had a Pro Bowl caliber season in 2021. **He established career highs in tackles (120), solo tackles (78), INTs (3), passes defended (7) and tackles for loss (3).**

**He was one of just five players - and three defensive backs - in the NFL with 100+ tackles, 3+ INTs and 5+ passes defended during the regular season.**

### Players w/ 100+ Tackles, 3+ INTs and 5+ PD in 2021

Player (Team)	Tkl	INT	PD
LB Foyesade Oluokun (Atl)	192	3	6
LB Darius Leonard (Ind)	122	4	8
<b>S Jalen Thompson (AZ)</b>	<b>120</b>	<b>3</b>	<b>7</b>
S Xavier Woods (Min)	108	3	10
CB Kenny Moore (Ind)	102	4	13

**Thompson's 120 tackles in 2021 were a team high and also marked the second-highest total in the NFL among defensive backs.**

### 2021 NFL Leaders - Total Tackles (DBs)

Rnk	Player (Team)	Tkl
1	S Minkah Fitzpatrick (Pit)	124
2	<b>S Jalen Thompson (AZ)</b>	<b>120</b>
3	S Derwin James (LAC)	118
4	CB Logan Ryan (NYG)	117
5t	S Johnathan Abram (LV)	114
5t	S Harrison Smith (Min)	114



## ARIZONA'S OWN INTERCEPTION LEADER

CB Byron Murphy Jr. - a native of Scottsdale and a product of Saguaro High School - was one of the Cardinals top defenders in 2021.

**In 16 regular season games, he totaled 64 tackles, 4 INTs (one returned for a TD), 12 passes defended, a forced fumble and a fumble recovery.**

**Murphy's 4 INTs and 12 passes defended both set career-highs. He had one INT and 18 passes defended in his first two NFL seasons combined (31 games).**

**Murphy was one of just 11 players in the NFL with 12+ passes defended and 4+ INTs in 2021.**

### NFL Players with 4+ INTs and 12+ PD (2021)

Player (Team)	PD	INT
J.C. Jackson (NE)	23	8
Trevon Diggs (Dal)	21	11
James Bradberry (NYG)	17	4
Xavien Howard (Mia)	16	5
Jalen Ramsey (LAR)	16	4
Pat Surtain II (Den)	14	4
Kevin Byard (Ten)	13	5
Rasul Douglas (GB)	13	5
Kenny Moore (Ind)	13	4
<b>Byron Murphy Jr. (AZ)</b>	<b>12</b>	<b>4</b>
Justin Simmons (Den)	12	5



## GOLDEN GETS A SACK IN SEATTLE

LB Markus Golden recorded his first sack of the season when he took down Seahawks QB Geno Smith in Week 6 at Seattle.

**Golden now has 45.5 sacks for his career, including 34.0 as a member of the Cardinals. He sits alone in 12<sup>th</sup> place on the franchise all-time sacks list, needing just 4.0 more to break into the top-10.**

**Golden has 10.0 in his last 18 games played during the regular season. He also has 9.0 sacks in his last 11 road games.**

### Franchise History – Sacks (Career)

Rnk	Player (Years)	Sacks
1	Chandler Jones (2016-21)	71.5
2	Freddie Joe Nunn (1985-93)	66.5
3	Calais Campbell (2008-16)	56.5
4	Simeon Rice (1996-2000)	51.5
5	Curtis Greer (1982-88)	50.5
6	Ken Harvey (1988-93)	47.5
7	Eric Swann (1991-99)	45.5
8	Darnell Dockett (2004-13)	40.5
9	Bertrand Berry (2004-09)	40.0
10	Al Baker (1983-86)	37.5
11	David Galloway (1982-89)	36.0
12	<b>Markus Golden (2015-18; 20-22)</b>	<b>34.0</b>



## GARDECK'S PRODUCTIVE START IN 2022

LB Dennis Gardeck is another defender making his presence felt this season. The former rookie free agent has collected 12 tackles, a sack, an INT, three QB hits, a tackle for loss, a pass defended and a forced fumble through six games (missed last week's game vs. NO due to injury). In addition to his work on defense, Gardeck also leads the team with six tackles on special teams.

**In Week 4 at Carolina, Gardeck recorded his first career INT and also posted his eighth career sack. He is one of just nine players in the NFL this season to have a sack and INT in the same game.**

### Players w/ Sack and Interception in a Game (2022)

Player (Team)	Opponent	Sack	INT
<b>LB Dennis Gardeck (AZ)</b>	<b>10/2 @ Car</b>	<b>1.0</b>	<b>1</b>
LB Baron Browning (Den)	10/17 @ LAC	1.0	1
DL Jonathan Allen (Was)	10/13 @ Chi	1.0	1
S Jalen Pitre (Hou)	9/25 @ Chi	1.0	2
CB Decobie Durant (LAR)	9/18 vs. Atl	1.0	1
DE Jerry Hughes (Hou)	9/11 vs. Ind	2.0	1
DE Travon Walker (Jax)	9/11 @ Was	1.0	1
LB T.J. Watt (Pit)	9/11 @ Cin	1.0	1
DE Boogie Basham (Buf)	9/8 @ LAR	1.0	1



### GARDECK AMONG UNDRAFTED SACK LEADERS

Gardeck recorded his eighth career sack in the Cardinals Week 4 win at Carolina. Among players who entered the NFL undrafted, Gardeck's 8.0 sacks are the second-most in Cardinals history.

### Franchise History – Career Sacks by Undrafted Player

Rnk	Player (Years)	Sacks
1	LB Ronald McKinnon (1996-04)	12.0
2	<b>LB Dennis Gardeck (2018-22)</b>	<b>8.0</b>
3	LB Paris Lenon (2010-12)	7.0
4	DE Fred Wakefield (2001-06)	6.5
5	DE Olsen Pierre (2017-18)	5.5

## SIMMONS' BREAKOUT SEASON IN 2021

Following a standout season in 2021, third-year LB Isaiah Simmons - the Cardinals first round (8<sup>th</sup> overall) pick in the 2020 NFL Draft - proved exactly how productive he can be in Arizona's defense.

**A rare athlete for his position, Simmons is one of the fastest players on the team - having run a 4.39 40-yard dash at the 2020 NFL Combine.**

He will continue to be used all over the field in 2022, seeing action at LB, nickel and safety according to defensive coordinator Vance Joseph.

"He's a big man who can tackle, run and chase, he can blitz, he could play that edge," Joseph said at the start of training camp. "But also he's covered guys in the slot like CeeDee Lamb and those guys and he likes it. That's different from most linebackers."

In 2021 Simmons proved to be the versatile defensive weapon the Cardinals hoped he would be. **He finished the regular season with 103 tackles, 7 passes defended, an INT, 4 forced fumbles, 4 tackles for loss, 4 QB hits and 1.5 sacks.**

**Simmons become the first Cardinals defender since Tim McDonald in 1988 to have 100+ tackles and 4+ forced fumbles in a season.**

**He also joined Colts All-Pro LB Darius Leonard as the only players in the NFL last season with 100+ tackles, 4+ forced fumbles and 7+ passes defended.**



## PRATER KICKS PAST 1,600 POINTS

After connecting on all four of his FG attempts in Week 3 vs. the Rams, K Matt Prater became just the 24<sup>th</sup> player in NFL history - and one of just three active players - with at least 1,600 career points.

### Active NFL Leaders – Career Points

Rnk	Player (Team)	Points
1	Robbie Gould (SF)	1,872
2	Mason Crosby (GB)	1,842
3	<b>Matt Prater (AZ)</b>	<b>1,613</b>
4	Nick Folk (NE)	1,434
5	Justin Tucker (Bal)	1,421

During his first season with the Cardinals, Prater accumulated 137 points (30 FG, 47 PAT) in 2021. That tied for the second-highest single-season total in franchise history.

### Franchise Record – Points (Season)

Rnk	Player (Year)	Points (Type)
1	Neil Rackers (2005)	140 (40 FG, 20 PAT)
2t	<b>Matt Prater (2021)</b>	<b>137 (30 FG, 47 PAT)</b>
2t	Chandler Catanzaro (2015)	137 (28 FG, 53 PAT)
4t	Zane Gonzalez (2019)	127 (31 FG, 34 PAT)
4t	Jay Feely (2013)	127 (30 FG, 37 PAT)

The 2021 season marked Prater's 11<sup>th</sup> with 100+ points in his career. It was also his seventh consecutive season (2015-21) scoring 100+ points.



## LEE STILL KICKING (WELL) IN SEASON #19

K Andy Lee is in his sixth season with the Cardinals - and his 19<sup>th</sup> season in the NFL - in 2022. Among all active players, only Tampa Bay QB Tom Brady (23<sup>rd</sup> NFL season in 2022) has played more seasons than Lee.

### Active Players with Most Seasons Played (2022 Included)

Rnk	Player (Team)	Seasons	1 <sup>st</sup> Year
1	QB Tom Brady (TB)	23	2000
2t	<b>P Andy Lee (AZ)</b>	<b>19</b>	<b>2004</b>
2t	OL Jason Peters (Dal)	19	2004
4t	QB Aaron Rodgers (GB)	18	2005
4t	K Robbie Gould (SF)	18	2005

On August 11, Lee turned 40 years old. He joins Brady (45) and Jason Peters (40) as the only active NFL players currently playing in their 40s.

Lee finished in the top-10 in punting average in 15 of his first 18 NFL seasons.

That includes ranking 7<sup>th</sup> (2017), 1<sup>st</sup> (2018), 2<sup>nd</sup> (2019) and 3<sup>rd</sup> (2021) during his five seasons with the Cardinals.

Lee's 46.6-yard career punting average is the ninth-best total in NFL history.

### NFL History – Career Punting Average (Career)

Rnk	Player (Seasons)	Avg.
1	Shane Lechler (2000-17)	47.6
2	Michael Dickson (2018-)*	47.5
3t	Cameron Johnston (2018-)*	47.1
3t	Tress Way (2014-)*	47.1
5t	Johnny Hekker (2012-)*	46.8
5t	Logan Cooke (2018-)*	46.8
7t	Marquette King (2013-18)	46.7
7t	Brandon Fields (2007-15)	46.7
9	<b>Andy Lee (2004-)*</b>	<b>46.6</b>
10	Thomas Morstead (2009-)*	46.5


\*Active Player

His 462 career punts inside the 20-yard line rank fourth in NFL history.

### NFL History – Punts Inside the 20 (Career)

Rnk	Player (Seasons)	In20
1	Jeff Feagles (1988-2009)	554
2	Dustin Colquitt (2005-21)	483
3	Shane Lechler (2000-17)	469
4	<b>Andy Lee (2004-)*</b>	<b>462</b>
5	Sam Koch (2006-21)	453

\*Active Player



## ONE OF THE BEST EVER FROM LONG DISTANCE

Prater tied his career high and established a Cardinals single-season record with seven made FGs of 50+ yards in 2021.

### Franchise Record – FGs of 50+ Yards (Season)

Rnk	Player (Year)	50+
1	<b>Matt Prater (2021)</b>	<b>7</b>
2	Neil Rackers (2005)	6
3	Neil Rackers (2004)	5
4t	Phil Dawson (2017)	4
4t	Greg Davis (1993)	4

Now in his 17<sup>th</sup> season, Prater is the NFL's all-time leader with 66 career FGs of 50+ yards.

### NFL History – Field Goals Made of 50+ Yards

Rnk	Player	Made	Att.	Pct.
1	<b>Matt Prater</b>	<b>66</b>	<b>89</b>	<b>74.2</b>
2	Sebastian Janikowski	58	105	55.2
3	Justin Tucker	53	72	73.6
3	Jason Hanson	52	93	55.9
5	Adam Vinatieri	45	72	62.5

Prater has made 66-of-89 FG attempts from 50+ yards in his career. His 74.2% success rate is the third-best in NFL history.

### NFL History – Field Goal Percentage From 50+ Yards

Rnk	Player	Pct.	Made	Att.
1	Chris Boswell	81.5	22	27
2	Stephen Gostkowski	74.4	32	43
3	<b>Matt Prater</b>	<b>74.2</b>	<b>66</b>	<b>89</b>
4	Justin Tucker	73.6	53	72
5	Jeff Wilkins	72.2	26	36

### PRATER (REALLY) GOOD FROM 60+

In Week 2 vs. Minnesota last season - in just his second game with the Cardinals - Prater set a franchise record with a 62-yard FG.

### Franchise Record – Longest Field Goal

Rnk	Player	Dist	Opponent
1	<b>Matt Prater</b>	<b>62</b>	<b>9/19/21 vs. Minnesota</b>
2	Jay Feely	61	10/14/12 vs. Buffalo
3	Chandler Catanzaro	60	9/25/16 at Buffalo
4t	Zane Gonzalez	57	9/13/20 at San Francisco
4t	Phil Dawson	57	11/26/17 vs. Jacksonville

There have been just 14 made FGs of at least 62 yards. Prater - who owns the second-longest FG in NFL history (64 yards) - has two of those. He joins Brett Maher (3) as the only kickers in league history with multiple FGs of 62 yards or longer.

### NFL History – Longest Made Field Goal

Rnk	Player (Team)	Dist	Opponent
1	Justin Tucker (Bal)	66	9/26/21 at Detroit
2	<b>Matt Prater (Den)</b>	<b>64</b>	<b>12/8/13 vs. Tennessee</b>
3t	Brett Maher (Dal)	63	10/20/19 vs. Philadelphia
3t	Graham Gano (Car)	63	10/7/18 vs. NY Giants
3t	David Akers (SF)	63	9/9/12 at Green Bay
3t	Sebastian Janikowski (Oak)	63	9/12/11 at Denver
3t	Jason Elam (Den)	63	10/25/98 vs. Jacksonville
3t	Tom Dempsey (NO)	63	11/8/70 vs. Detroit
9t	<b>Matt Prater (AZ)</b>	<b>62</b>	<b>9/19/21 vs. Minnesota</b>
9t	Harrison Butker (KC)	62	10/16/22 vs. Buffalo
9t	Brett Maher (Dal)	62	10/13/19 at N.Y. Jets
9t	Brett Maher (Dal)	62	12/9/18 vs. Philadelphia
9t	Stephen Gostkowski (NE)	62	11/19/17 at Oakland
9t	Matt Bryant (TB)	62	10/22/06 vs. Philadelphia

Prater owns franchise records for the longest FG with Denver (64 yards), Arizona (62 yards) and Detroit (59 yards, twice).

## LEE STILL AMONG THE NFL'S BEST

Lee's success has not diminished with age. He has been one of the NFL's top punters since joining the Cardinals in 2017. During that time (2017-22) Lee's 47.5-yard punting average is tied for the best in the NFL.

### NFL Leaders – Punting Average (2017-22)

Rnk	Player (Team)	Punts	Avg.
1t	<b>Andy Lee (AZ)</b>	<b>379</b>	<b>47.5</b>
1t	Michael Dickson (Sea)	317	47.5
3	Tress Way (Was)	413	47.4
4	Brett Kern (FA)	311	47.2
5	Cameron Johnston (Hou)	318	47.1

Lee's five full seasons in Arizona have resulted in the four highest single-season punting averages in franchise history. His 49.0-yard punting average in 2021 broke his own franchise record set in 2018 - when he led the NFL with a 48.6-yard average.

### Franchise Record – Punting Average (Season)

Rnk	Player (Season)	Avg.
1	<b>Andy Lee (2021)</b>	<b>49.0</b>
2	<b>Andy Lee (2018)</b>	<b>48.6</b>
3	<b>Andy Lee (2019)</b>	<b>47.8</b>
4	<b>Andy Lee (2017)</b>	<b>47.3</b>
5	Ben Graham (2009)	47.0

It also marked the third-best average in the NFL last season.


### NFL Leaders – Punting Avg. (2021)

Rnk	Player (Team)	Gross
1	A.J. Cole (LV)	50.0
2	Jack Fox (Det)	49.2
3	<b>Andy Lee (AZ)</b>	<b>49.0</b>
4t	Bryan Anger (Dal)	48.4
4t	Tress Way (Was)	48.4

A look at where Lee's punting averages have ranked in the NFL during his five full seasons with Arizona:

### Lee NFL Rank for Punting Average (2017-21)

Year	Avg.	NFL Rank
2021	49.0	3 <sup>rd</sup>
2020	44.8	22 <sup>nd</sup>
2019	47.8	2 <sup>nd</sup>
2018	48.6	1 <sup>st</sup>
2017	47.3	7 <sup>th</sup>





## QUARTERBACKS

**Colt McCoy** – Has thrown for 7,195 yards and 33 TDs while completing 674-of-1,088 passes (61.9%) in 52 games (33 starts) for Cleveland (2010-12), San Francisco (2013), Washington (2014-19), Giants (2020) and Arizona (2021)

**Trace McSorley** – Baltimore's 2019 sixth-round pick (197th overall) out of Penn State, has appeared in four NFL games.

**Kyler Murray** – Won the 2018 Heisman Trophy, was selected 9th overall in the 2018 MLB Draft, 1st overall in the 2019 NFL Draft, earned 2019 AP NFL Offensive Rookie of the Year honors and selected to consecutive Pro Bowls in 2020-21.

## RUNNING BACKS

**Eno Benjamin** – Has appeared in 16 games for Arizona after being selected by the Cardinals in the seventh round (222nd overall) of the 2020 NFL Draft out of Arizona State where he totaled 2,867 rushing yards and 27 TDs in 35 games (25 starts).

**James Conner** – Two-time Pro Bowler who signed with Arizona in 2021 after four seasons (2017-20) with Pittsburgh, where he played 50 games (33 starts). Was tied for second in the NFL in rushing TDs (15) and ranked third in total TDs (18) in his first season with the Cardinals.

**Keaontay Ingram** – Cardinals sixth-round pick (201st overall) in the 2022 NFL Draft out of USC. Scored his first career TD (3-yard run) in last week's win vs. New Orleans.

**Darrel Williams** – Played in 51 games in four seasons (2018-21) with Kansas City as an undrafted free agent out of LSU, rushing for 912 yards and 10 TDs on 237 carries and adding 83 receptions for 762 yards and four TDs.

## TIGHT ENDS

**Stephen Anderson** – Entered the NFL as an undrafted free agent with the Texans and was signed by Arizona this summer after spending the last three seasons with the Chargers.

**Zach Ertz** – Ten-year NFL veteran, three-time Pro Bowler (2017-19) and first-team All-Pro (2018). Became 2nd-youngest TE to surpass 7,000 career receiving yards on October 2. Was acquired by the Cardinals in a Week 6 trade last season.

**Trey McBride** – Cardinals 2nd round pick (55th overall) in the 2022 NFL draft out of Colorado State. Winner of the 2021 John Mackey Award as nation's top tight end and named the Mountain West 2021-22 Male Athlete of the Year.

## WIDE RECEIVERS

**Robbie Anderson** – Originally an undrafted rookie free agent, has played in 102 games (84 starts) with the Cardinals (2022), Panthers (2020-22), Jets (2016-19). Has 368 receptions for 4,880 yards and 29 TDs in his career.

**Greg Dortch** – Originally signed with the Jets as an undrafted rookie free agent in 2019, posted his second TD catch of the season in last week's win over the Saints.

**A.J. Green** – Seven-time Pro Bowl selection (2011-17) and two-time 2nd-team All-Pro (2012-13). First WR in history to be named to the Pro Bowl in each of his first seven seasons.

**DeAndre Hopkins** – Five-time Pro Bowler (2015; 2017-20) and four-time All-Pro (2017-20) is one catch away from becoming the third-youngest player in NFL history to reach 800 career receptions.

**Rondale Moore** – Selected by the Cardinals in the second-round (49th overall) of the 2021 NFL Draft out of Purdue. Last season finished sixth among NFL rookies with 973 all-purpose yards.

## OFFENSIVE LINE

**Kelvin Beachum** – Selected by Pittsburgh in the seventh round (248th overall) of the 2012 NFL Draft and has started 137 of 142 games played with the Steelers (2012-15), Jaguars (2016), Jets (2017-19) and Cardinals (2020-22).

**Cody Ford** – Made his Cardinals debut in the win over New Orleans last week, seeing action at LG. A college teammate of QB Kyler Murray at Oklahoma, Ford played his first three seasons (2019-21) with Buffalo, playing in 38 games (29 starts).

**Max Garcia** – Has played 99 games (53 starts) with Denver (2015-18) and Arizona (2019-2022). Was claimed off New York Giants practice squad on Sept. 10.

**Sean Harlow** – Atlanta's fourth round (136th overall) selection of the 2017 NFL Draft and has appeared in 22 games (eight starts) for the Falcons (2019) and Cardinals (2021-2022).

**Will Hernandez** – New York Giants 2018 second round (34th overall) draft choice, started 63 of the 69 games he has appeared in for the Giants and Cardinals. Signed with Arizona as a free agent in March 2022.

**Rodney Hudson** – A 12-year NFL veteran, three-time Pro Bowler (2016-17, '19) and 2019 second-team All-Pro selection was acquired by the Cardinals in a trade with the Las Vegas Raiders in March of 2021.

**D.J. Humphries** – Cardinals first-round pick (24th overall) in the 2015 NFL Draft out of Florida, has started all 82 NFL games played, including all 72 at LT since 2019.

**Josh Jones** – Arizona's 2020 third-round pick (72nd overall) out of Houston where he started all 45 games he played at LT in four seasons (2016-19) for the Cougars. Has played 35 games (12 starts) for the Cardinals during his first three NFL seasons.

**Billy Price** – Cincinnati's first-round pick (21st overall) in the 2018 NFL Draft out of Ohio State, started 35 of 60 games with the Bengals and Giants during his first four seasons.

**Lecitus Smith** – Arizona's second pick in the sixth-round (215th overall) of the 2022 NFL Draft out of Virginia Tech, where he appeared in 45 games at guard and left tackle. Was originally recruited to play tight end.

## SPECIALISTS

**Aaron Brewer** – Entered the league with the Broncos as a rookie free agent and has played 153 regular season and eight playoff games with Denver (2012-15) and Arizona (2016-22).

**Andy Lee** – The four-time All-Pro joined Arizona in 2017 after playing for the 49ers (2004-14), Browns (2015) and Panthers (2016). Ranks third in NFL history in career punting yards (66,327).

**Matt Prater** – Two-time Pro Bowler (2013, '16) and NFL record-holder for FGs of 50+ yards (66). Joined Arizona in 2021 after 14 seasons with the Lions, Broncos and Falcons.



# CARDINALS PLAYER NOTES (DEFENSE)

## DEFENSIVE LINE

**Zach Allen** – Cardinals third-round pick (65th overall) in the 2019 NFL Draft out of Boston College. Is the only player in the NFL this season with 2.0+ sacks and 6+ passes defended. His 6 passes defended in 2022 are a career high.

**Michael Dogbe** – Selected by Arizona with its second pick in the seventh round (249th overall) of the 2019 NFL Draft out of Temple. Has appeared in 34 games (three starts) in his NFL career.

**Leki Fotu** – Cardinals first pick in the fourth round (114th overall) of the 2020 NFL Draft. Has appeared in 35 games (four starts) for the Cardinals during his first three NFL seasons. Family hails from the island of Tonga.

**Rashard Lawrence** – Arizona's second pick in the fourth-round (131st overall) of the 2020 NFL Draft out of LSU, where he was a three-time team captain including for LSU's 2019 National Championship team.

**Jonathan Ledbetter** – Originally signed with Miami as an undrafted free agent in 2019, has played in six NFL games with the Dolphins and Cardinals.

**J.J. Watt** – Five-time first-team All-Pro, five-time Pro Bowl selection, three-time NFL Defensive Player of the Year and 2017 Walter Payton NFL Man of the Year. Signed a two-year contract with Arizona in 2021 after 10 years in Houston.

## LINEBACKERS

**Zaven Collins** – Selected by the Cardinals in the first round (16th overall) of the 2021 NFL Draft out of Tulsa. Through seven games in 2022, ranks second on the team with 49 tackles, while adding 2.0 sacks, four tackles for loss, a forced fumble and a pass defended.

**Victor Dimukeje** – Selected by Arizona with their first pick of the sixth round (210th overall) of the 2021 NFL Draft out of Duke. Earned All-ACC honors as a junior and senior and named a semifinalist for the 2020 Lott IMPACT Trophy.

**Dennis Gardeck** – Named a Pro Bowl alternate on special teams in 2019 and selected as a team captain each of the last three seasons (2020-22). Signed by Arizona as a rookie free agent out of Sioux Falls in 2018 and has played 64 games in five seasons.

**Markus Golden** – Arizona's 2015 second-round pick (58th overall) out of Missouri has appeared in 101 games for the Cardinals (2015-18; 2020-22) and Giants (2019-20). Led the Arizona defense with 11.0 total sacks during the 2021 season.

**Jesse Luketa** – Selected by the Cardinals in the seventh round (256th overall) of the 2022 NFL Draft out of Penn State. A native of Ottawa, Ontario, played four seasons (2018-21) at Penn State and appeared in 46 games.

**Ben Niemann** – Undrafted free agent out of Iowa, signed with Kansas City in 2018 and appeared in 69 games with the Chiefs (2018-21) and Cardinals (2022) and was a member of the Super Bowl LIV championship team.

**Myjai Sanders** – Selected by Arizona with its second pick in the third round (100th overall) of the 2022 NFL Draft out of Cincinnati. Recorded his first career sack when he took down Seahawks QB Geno Smith in Week 6.

**Isaiah Simmons** – Named to the 2020 PFWAA All-Rookie team after being selected eighth by the Cardinals out of Clemson. One of two NFL players with 100+ tackles, 4+ forced fumbles and 7+ passes defended last season. Recorded his first career TD when he returned an INT 56 yards for a score in the win over New Orleans last week.

**Cameron Thomas** – Arizona's first pick in the third-round (87th overall) of the 2022 NFL Draft out of San Diego State. Like fellow third-round pick Myjai Sanders, recorded his first career sack when he took down Seahawks QB Geno Smith in Week 6.

**Ezekiel Turner** – Signed with Arizona as an undrafted rookie free agent out of Washington in 2018. Has blocked two punts and has 46 special teams tackles in 53 career games.

**Tanner Vallejo** – Buffalo's 2017 sixth-round (195th overall) pick out of Boise State has played 72 games with Buffalo (2017), Cleveland (2018), Washington (2019) and Arizona (2019-22).

## DEFENSIVE BACKS

**Budda Baker** – Arizona's 2017 second-round pick (36th overall) out of Washington is a four-time Pro Bowler (2017, '19-21), three-time team captain (2020-22) and a 2020 first-team All-Pro honors. Leads the team and is tied for fourth among NFL DBs with 50 tackles in 2022.

**Chris Banjo** – A former undrafted rookie out of SMU, is in his 10th NFL season in 2022. Has played 122 career games with the Packers (2013-16), Saints (2016-18) and Cardinals (2019-22).

**Antonio Hamilton** – Seven-year NFL veteran has appeared in 76 games (4 starts) with the Raiders (2016-17), Giants (2018-19), Chiefs (2020) and Cardinals (2021-22). Playing in his 77th career game last week vs. New Orleans, hauled in his first career INT when he ended a potential Saints scoring drive with a pick of QB Andry Dalton in the Cardinals end zone in the first quarter.

**Christian Matthew** – Arizona's first pick in the seventh-round (244th overall) of the 2022 NFL Draft out of Valdosta State becoming the sixth player to be drafted in school history.

**Trayvon Mullen Jr.** – Las Vegas' second round (40th overall) selection of the 2019 NFL Draft and has appeared in 39 games (31 starts) since entering the NFL. Was teammates with Isaiah Simmons at Clemson.

**Byron Murphy Jr.** – Scottsdale native and Arizona's 2019 second-round pick (33rd overall) out of Washington. Has recorded 220 tackles, five INTs and 32 passes defended in 53 games (45 starts) during his first four NFL seasons.

**Jalen Thompson** – Selected by Arizona in the fifth-round of the 2019 NFL Supplemental Draft out of Washington State. Signed a three-year contract extension in September 2022.

**Marco Wilson** – Selected by Arizona in the fourth-round (136th overall) of the 2021 NFL Draft out of Florida. Has started 20 of 21 games played so far in his NFL career. Posted his first career INT and first career TD last week vs. New Orleans when he picked off a tipped pass at the Saints 38-yard line and returned it for the score.



# CARDINALS GAME SUMMARIES



## WEEK 1

**Kansas City Chiefs 44, Arizona Cardinals 21**  
**63,697** ■ **State Farm Stadium** ■ **Sep 11, 2022**



<b>Kansas City Chiefs</b> .....	<b>14</b>	<b>9</b>	<b>14</b>	<b>7</b>	<b>—</b>	<b>44</b>
<b>Arizona Cardinals</b> .....	<b>0</b>	<b>7</b>	<b>0</b>	<b>14</b>	<b>—</b>	<b>21</b>

The Cardinals opened the 2022 regular season against the Kansas City Chiefs at State Farm Stadium. The contest reunited AZ head coach Kliff Kingsbury with KC quarterback Patrick Mahomes, whom he recruited to Texas Tech and coached for three seasons there. On this particular afternoon, it was the pupil who led his team to victory with an impressive passing effort. The 2018 league MVP threw for 360 yards and 5 touchdowns with no INTs in steering the Chiefs to a 44-21 win. Kansas City jumped out early with TDs on their first three drives and never looked back. Playing without several regular starters – including DE JJ Watt, WR DeAndre Hopkins, G Justin Pugh – the Cards battled and late in the first half had opportunities to make it a one score game but could not take advantage of them. The victory gave the Chiefs their eight consecutive season with a week 1 win while the Cardinals fell in the regular season opener for the first time in four seasons under Kingsbury and QB Kyle Murray.

Kansas City received the opening kickoff and proceeded to move 75 yards in 11 plays as Mahomes capped the drive with a 9-yard TD pass to TE Travis Kelce. The next Chiefs drive was equally effective, covering 86 yards in 7 plays. It ended on a Mahomes shovel pass to RB Clyde Edwards-Helaire for a 3-yard score that made it 14-0 late in the opening quarter. The Cards desperately needed a scoring drive and Murray delivered. He completed 4 of 5 pass attempts on the ensuing series, the biggest of which was a 24-yarder to WR Greg Dortch that moved it to the KC35. Shortly thereafter, Kyle scampered 21 yards up the middle to the 2, setting up James Conner's TD run that cut the lead in half at 14-7 two minutes into the second quarter. The next drive saw the Chiefs move 71 yards in 10 plays before facing a 4th-n-2 at the 4; KC went for it and Edwards-Helaire's 4-yard completion from Mahomes made it 20-7 after the PAT failed. With 1:05 to go in the half, the Chiefs continued to lead by 13 and took over at their own 20. On the first play from scrimmage, Mahomes connected with WR Juju Smith-Schuster before LB Dennis Gardeck forced a fumble that CB Byron Murphy recovered at the KC43 with :58 left. AZ soon faced a 4th-n-2 at the 34 but turned it over on downs when Murray's pass attempt was incomplete. The Chiefs quickly moved into position for a 54-yard FG try from Harrison Butker, who returned to action after exiting the game via cart in the first quarter. The kick was good and Kansas City took a 23-7 lead into the halftime locker room.

Kansas City's opening possession of the second half also resulted in a TD, this one a 1-yard pass from Mahomes to TE Jody Fortson. The Chiefs increased their lead to 37-7 late in the third on Mahomes' fifth TD pass of the day, this one a 2-yarder to WR Mecole Hardman. Early in the fourth, Murray's 2-yard TD pass to new Cardinals WR – and Murray's former Oklahoma teammate – Marquise Brown was followed by a successful two-point toss to TE Zach Ertz that made it 37-15. After a TD run by Chiefs RB Isiah Pacheco capped the next KC possession, Ertz's 6-yard TD catch from Murray provided the game's final score with 5:11 remaining.

### SCORING DRIVES

TEAM	QTR	TIME	SCORING PLAY	KC	ARI
Chiefs	1	09:37	T.Kelce 9 yd. pass from P.Mahomes (H.Butker kick) (11-75, 5:23)	7	0
Chiefs	1	03:20	C.Edwards-Helaire 3 yd. pass from P.Mahomes (J.Reid kick) (7-86, 4:23)	14	0
Cardinals	2	13:05	J.Conner 2 yd. run (M.Prater kick) (11-75, 5:15)	14	7
Chiefs	2	07:32	C.Edwards-Helaire 4 yd. pass from P.Mahomes (kick failed, wr) (11-75, 5:33)	20	7
Chiefs	2	00:02	H.Butker 54 yd. Field Goal (6-30, 0:33)	23	7
Chiefs	3	09:55	J.Fortson 1 yd. pass from P.Mahomes (H.Butker kick) (4-75, 2:12)	30	7
Chiefs	3	03:56	M.Hardman 2 yd. pass from P.Mahomes (H.Butker kick) (8-66, 4:53)	37	7
Cardinals	4	12:52	M.Brown 6 yd. pass from K.Murray (K.Murray-Z.Ertz pass) (14-75, 6:04)	37	15
Chiefs	4	07:39	I.Pacheco 3 yd. run (H.Butker kick) (9-66, 5:13)	44	15
Cardinals	4	05:11	Z.Ertz 6 yd. pass from K.Murray (pass failed) (6-48, 2:28)	44	21

### Team Statistics

	Chiefs	Cardinals
First Downs	33	18
3rd-Down Eff. (Made/Att/Pct)	5/8/63%	3/12/25%
4th-Down Eff. (Made/Att/Pct)	1/1/100%	3/4/75%
Total Net Yards	488	282
Total Plays	66	63
Yards Per Play	7.4	4.5
Rushes/Net Yards	27/128	22/103
Net Passing	360	179
Pass Attempts/Completions	39/30	38/24
Had Intercepted	0	0
Sacked/Yards Lost	0/0	3/26
Punts/Average	2/54.0	5/51.0
Penalties/Yards	3/25	5/49
Fumbles/Lost	5/1	3/0
Possession Time	34:42	25:18

### KANSAS CITY CHIEFS

PASSING	ATT	CP	YDS	SK/YD	TD	LG	INT	RTG
Patrick Mahomes	39	30	360	0/0	5	35	0	144.2
<b>TOTAL</b>	<b>39</b>	<b>30</b>	<b>360</b>	<b>0/0</b>	<b>5</b>	<b>35</b>	<b>0</b>	<b>144.2</b>

RUSHING	ATT	YDS	AVG	LG	TD
Isiah Pacheco	12	62	5.2	22	1
Clyde Edwards-Helaire	7	42	6.0	18	0
Jerick McKinnon	4	22	5.5	18	0
Patrick Mahomes	3	5	1.7	4	0
Marquez Valdes-Scantling	1	-3	-3.0	-3	0
<b>TOTAL</b>	<b>27</b>	<b>128</b>	<b>4.7</b>	<b>22</b>	<b>1</b>

RECEIVING	NO	YDS	AVG	LG	TD
Travis Kelce	8	121	15.1	35	1
JuJu Smith-Schuster	6	79	13.2	20	0
Marquez Valdes-Scantling	4	44	11.0	17	0
Clyde Edwards-Helaire	3	32	10.7	25	2
Jerick McKinnon	3	27	9.0	18	0
Mecole Hardman	3	16	5.3	8	1
Sky Moore	1	30	30.0	30	0
Noah Gray	1	10	10.0	10	0
Jody Fortson	1	1	1.0	1t	1
<b>TOTAL</b>	<b>30</b>	<b>360</b>	<b>12.0</b>	<b>35</b>	<b>5</b>

TOP DEFENSE	TOT	SOLO	AST	SCK	YDS	INT
Nick Bolton	10	8	2	0.0	0.0	0
L'Jarius Sneed	8	8	0	1.0	7.0	0
Rashad Fenton	5	4	1	0.0	0.0	0

FIELD GOALS	FGM/FGA	PERCENT	RESULTS
Harrison Butker	1-1	100.0	54G
<b>TOTAL</b>	<b>1-1</b>	<b>100.0</b>	

### ARIZONA CARDINALS

PASSING	ATT	CP	YDS	SK/YD	TD	LG	INT	RTG
Kyler Murray	34	22	193	2/18	2	26	0	99.3
Trace McSorley	4	2	12	1/8	0	10	0	56.2
<b>TOTAL</b>	<b>38</b>	<b>24</b>	<b>205</b>	<b>3/26</b>	<b>2</b>	<b>26</b>	<b>0</b>	<b>94.7</b>

RUSHING	ATT	YDS	AVG	LG	TD
Kyler Murray	5	29	5.8	21	0
Eno Benjamin	4	28	7.0	16	0
James Conner	10	26	2.6	8	1
Trace McSorley	3	20	6.7	14	0
<b>TOTAL</b>	<b>22</b>	<b>103</b>	<b>4.7</b>	<b>21</b>	<b>1</b>

RECEIVING	NO	YDS	AVG	LG	TD
Greg Dortch	7	63	9.0	24	0
James Conner	5	29	5.8	11	0
Marquise Brown	4	43	10.8	26	1
Eno Benjamin	3	33	11.0	22	0
Zach Ertz	2	14	7.0	8	1
A.J. Green	2	13	6.5	8	0
Andy Isabella	1	10	10.0	10	0
<b>TOTAL</b>	<b>24</b>	<b>205</b>	<b>8.5</b>	<b>26</b>	<b>2</b>

TOP DEFENSE	TOT	SOLO	AST	SCK	YDS	INT
Budda Baker	13	7	6	0.0	0.0	0
Jalen Thompson	9	9	0	0.0	0.0	0
Zaven Collins	7	4	3	0.0	0.0	0

FIELD GOALS	FGM/FGA	PERCENT	RESULTS
	No Field Goals		

# CARDINALS GAME SUMMARIES



## WEEK 2

Arizona Cardinals 29, Las Vegas Raiders 23 (OT)  
61,707 Allegiant Stadium Sep 18, 2022



Arizona Cardinals	0	0	7	16	6	—	29
Las Vegas Raiders	7	13	3	0	0	—	23

The Cardinals made their first-ever appearance at Allegiant Field for a week 2 showdown with the Raiders and it was one for the ages. Vegas jumped out to a 20-0 halftime lead and led 23-7 after 3 quarters. But the gritty Cardinals battled back. And QB Kyler Murray engineered one of the greatest and most improbable comebacks in franchise history. Arizona would score the game's final 22 points, send the contest to overtime with a TD and 2-point conversion as regulation expired, and win it in the extra period with the longest OT return of a fumble in NFL history. It was the franchise's biggest comeback since 1999 and 5th largest ever; it was also the greatest comeback ever against the Raiders.

While the game ended in thrilling fashion for Arizona, its beginning was inauspicious. The Raiders took the opening kickoff, moved 75 yards in 15 plays and Derek Carr's 1-yard TD pass to WR Davante Adams made it 7-0. The next Vegas drive reached the AZ12 in 8 plays before Daniel Carlson's 32-yard FG made it 10-0. The Raiders increased it to 17-0 on their next possession when Carr capped a 7-play, 59-yard drive with his 3-yard scoring pass to TE Darren Waller. With just over 2 minutes to go in the first half, the Cards faced a 3rd-n-2 at the LV42 when Murray's pass attempt to Hollywood Brown was intercepted by CB Amik Robertson. The return set Vegas up at its own 27 with 1:51 to go. That was enough time to move into position for a 55-yard Carlson FG as the half expired that made it 20-0 at intermission. In their history, the Cardinals were 0-88-1 in games they trailed by 20+ points at halftime.

The AZ comeback began on its 2nd offensive series of the 3rd quarter. Murray completed 5 of 7 passes for 66 yards and ended the 79-yard drive with a scoring pass to WR Greg Dortch, a 5-yarder that was his first NFL TD catch. A 47-yard pass interference penalty on the ensuing Vegas possession led to a 25-yard Carlson FG that made it 23-7 late in the 3rd quarter. Two minutes into the 4th, the Cards trailed by 16 but were at the LV11 when they went for it on 4th-n-1. It ended there, though, as Murray's pass was just beyond the reach of TE Zach Ertz. However, 3 straight incompletions led to a punt and more importantly took just 9 seconds off the clock. An 18-yard Dortch punt return set AZ up at its own 46 with 12:07 to play. Murray marched the Cards to the LV25 where they faced a 4th-n-4 midway thru the 4th and down 16. They went for it and converted when Brown made a spectacular 1-handed grab at the 1. A play later, RB Darrel Williams punched it in and the Cards went for 2. What happened on that try was unforgettable and vintage Murray; the QB kept the pass play alive for 20 seconds, snaking around in the backfield for almost 85 total yards before finally outracing the defense to the pylon for a successful conversion. After another Vegas punt, the Cards took over at their own 27, down 8 with 4:43 to play. Needing to cover 73 yards and another 2-point conversion to force OT, AZ soon faced a 4th-n-1 at the LV43. A Murray scramble picked it up. With :30 left it was 4th-n-4 at the 6 when a defensive holding foul kept the drive going. It set up a 1st-n-goal at the 3 but after 3 incompletions it was 4th-n-goal from there with time for one more shot. Murray again delivered, scrambling to his left and into the end zone to cap the incredible 18-play drive. AZ still needed a 2-point conversion to send the game to OT and a delay penalty pushed the try back to the 7. It didn't matter. Murray fired a dart to WR AJ Green in the back of the end zone and the game was tied.

AZ won the OT coin toss and advanced to the LV37. They went for it on 4th-n-1 from there but Brown could not hold onto a Murray pass down the left side and the Raiders took over. On the edge of FG range, they faced 2nd-n-10 at the AZ39 when Carr hit WR Hunter Renfrow with a short pass but LB Isaiah Simmons dislodged the ball with a devastating hit. CB Byron Murphy scooped the loose ball and returned it 59 yards down the sideline to clinch the amazing comeback victory.

### SCORING DRIVES

TEAM	QTR	TIME	SCORING PLAY	ARI	LV
Raiders	1	05:22	D.Adams 1 yd. pass from D.Carr (D.Carlson kick) (15-75, 9:38)	0	7
Raiders	2	11:40	D.Carlson 32 yd. Field Goal (9-66, 4:41)	0	10
Raiders	2	07:00	D.Waller 3 yd. pass from D.Carr (D.Carlson kick) (7-59, 2:02)	0	17
Raiders	2	00:00	D.Carlson 55 yd. Field Goal (9-36, 1:51)	0	20
Cardinals	3	06:03	G.Dortch 5 yd. pass from K.Murray (M.Prater kick) (11-79, 5:27)	7	20
Raiders	3	01:38	D.Carlson 25 yd. Field Goal (8-68, 4:25)	7	23
Cardinals	4	08:13	D.Williams 1 yd. run (K.Murray run) (9-54, 3:54)	15	23
Cardinals	4	00:00	K.Murray 3 yd. run (18-73, 4:43)	21	23
Cardinals	OT	03:51	B.Murphy 59 yd. fumble return	29	23

### Team Statistics

	Cardinals	Raiders
First Downs	28	20
3rd-Down Eff. (Made/Att/Pct)	3/13/23%	6/11/55%
4th-Down Eff. (Made/Att/Pct)	3/5/60%	0/0/0%
Total Net Yards	413	324
Total Plays	78	61
Yards Per Play	5.3	5.3
Rushes/Net Yards	28/143	21/80
Net Passing	270	244
Pass Attempts/Completions	49/31	39/25
Had Intercepted	1	0
Sacked/Yards Lost	1/7	1/8
Punts/Average	3/45.3	3/53.7
Penalties/Yards	12/120	10/68
Fumbles/Lost	0/0	2/1
Possession Time	36:22	29:47

### ARIZONA CARDINALS

PASSING	ATT	CP	YDS	SK/YD	TD	LG	INT	RTG
Kyler Murray	49	31	277	1/7	1	29	1	76.7
<b>TOTAL</b>	<b>49</b>	<b>31</b>	<b>277</b>	<b>1/7</b>	<b>1</b>	<b>29</b>	<b>1</b>	<b>76.7</b>

RUSHING	ATT	YDS	AVG	LG	TD
Darrel Williams	8	59	7.4	30	1
Eno Benjamin	8	31	3.9	7	0
Kyler Murray	5	28	5.6	10	1
James Conner	7	25	3.6	6	0
<b>TOTAL</b>	<b>28</b>	<b>143</b>	<b>5.1</b>	<b>30</b>	<b>2</b>

RECEIVING	NO	YDS	AVG	LG	TD
Zach Ertz	8	75	9.4	16	0
Marquise Brown	6	68	11.3	24	0
Greg Dortch	4	55	13.8	29	1
Eno Benjamin	3	20	6.7	9	0
A.J. Green	3	16	5.3	10	0
James Conner	2	26	13.0	21	0
Andre Baccellia	2	12	6.0	11	0
Darrel Williams	2	3	1.5	2	0
Stephen Anderson	1	2	2.0	2	0
<b>TOTAL</b>	<b>31</b>	<b>277</b>	<b>8.9</b>	<b>29</b>	<b>1</b>

TOP DEFENSE	TOT	SOLO	AST	SCK	YDS	INT
Jalen Thompson	10	7	3	0.0	0.0	0
Zaven Collins	8	5	3	0.0	0.0	0
Budda Baker	6	5	1	0.0	0.0	0

FIELD GOALS	FGM/FGA	PERCENT	RESULTS
	No Field Goals		

### LAS VEGAS RAIDERS

PASSING	ATT	CP	YDS	SK/YD	TD	LG	INT	RTG
Derek Carr	39	25	252	1/8	2	23	0	99.5
<b>TOTAL</b>	<b>39</b>	<b>25</b>	<b>252</b>	<b>1/8</b>	<b>2</b>	<b>23</b>	<b>0</b>	<b>99.5</b>

RUSHING	ATT	YDS	AVG	LG	TD
Josh Jacobs	19	69	3.6	13	0
Derek Carr	1	9	9.0	9	0
Zamir White	1	2	2.0	2	0
<b>TOTAL</b>	<b>21</b>	<b>80</b>	<b>3.8</b>	<b>13</b>	<b>0</b>

RECEIVING	NO	YDS	AVG	LG	TD
Hunter Renfrow	7	59	8.4	20	0
Darren Waller	6	50	8.3	19	1
Mack Hollins	5	66	13.2	23	0
Foster Moreau	3	30	10.0	19	0
Davante Adams	2	12	6.0	11	1
Ameer Abdullah	1	23	23.0	23	0
Josh Jacobs	1	12	12.0	12	0
<b>TOTAL</b>	<b>25</b>	<b>252</b>	<b>10.1</b>	<b>23</b>	<b>2</b>

TOP DEFENSE	TOT	SOLO	AST	SCK	YDS	INT
Divine Deablo	16	6	10	0.0	0.0	0
Jayon Brown	12	8	4	0.0	0.0	0
Nate Hobbs	11	9	2	0.0	0.0	0

FIELD GOALS	FGM/FGA	PERCENT	RESULTS
Daniel Carlson	3-3	100.0	32G, 55G, 25G
<b>TOTAL</b>	<b>3-3</b>	<b>100.0</b>	

# CARDINALS GAME SUMMARIES



## WEEK 3

**Los Angeles Rams 20, Arizona Cardinals 12**  
**63,243** ■ **State Farm Stadium** ■ **Sep 25, 2022**



Los Angeles Rams .....	10	3	7	0	—	20
Arizona Cardinals .....	0	6	3	3	—	12

In a match-up of 1-1 teams, the defending Super Bowl champion Rams came to State Farm Stadium and jumped out to an early 13-0 lead, thanks to a pair of field goals and a TD. The Cardinals would respond with the game's next three scores. They were lengthy drives of 19, 17 and 16 plays that produced FGs rather than TDs but it still got AZ to within 4 points late in the third quarter. However, LA's second TD of the day made it 20-9 and the Cards would only be able to close to within 8 before running out of time. QB Kyler Murray set career highs in completions (37) and attempts (58) and his favorite target was Marquise Brown. The WR racked up 140 yards on a career-best 14 receptions, a total that tied the 2nd most in franchise history.

The Rams forced a punt on the Cardinals' game opening drive and LA's Michael Hoecht got a hand on it to set the visitors up at the AZ35. Arizona's defense rose to the challenge and limited the Rams to a 22-yard Matt Gay FG that made it 3-0. Following a 3-n-out from the AZ offense, the Rams took over their own 42. Six plays later they had it at the AZ20 when WR Cooper Kupp went in motion, took a handoff from QB Matthew Stafford and raced around the left end for 20 yards and a TD that made it 10-0. Gay's 40-yard FG capped LA's next drive and put the Rams up 13-0 early in the 2nd quarter. With 11:21 left in the half, AZ took over at its own 30 and down 13-0. The Cards would move 65 yards in 19 plays, converting a pair of 4th downs on a much-needed drive. It would reach the 5 but no further and Matt Prater's 23-yard FG made it 13-3 with 1:51 before halftime. After forcing another 3-n-out by the LA offense, the Cards took over at their own 28 with :48 left in the first half. Murray moved them 47 yards, the biggest chunk of which came on a 30-yard completion to WR Greg Dortch on the last play before Prater's 45-yard FG made it 13-65 at intermission.

Arizona opened the 2nd half by forcing a 3-n-out that included a JJ Watt sack of Stafford. The Cards offense then took over at its own 11 and soon faced a 4th-n-1 at the 20; they went for it and RB James Conner converted. The drive would reach the LA31 and Prater's 3rd straight FG – this one from 49 – made it a 4-point game with 5:10 to go in the 3rd quarter. On the ensuing LA possession, the Rams soon faced a 3rd-n-11 from their own 24 when Stafford escaped a sack from LB Zaven Collins and hit Cupp for 11 and the first down. A screen to TE Tyler Higbee picked up 26 yards and Cam Akers' 14-yard TD run ended the drive to put LA up 20-9 with 16 minutes to play. With 11:30 remaining, the Cards had reached the LA26 where they went for it on 4th-n-4 but Murray's pass attempt to Brown was batted away. Up 11 with 7 minutes to go, the Rams advanced to AZ1 and poised to put the game away; however, S Budda Baker forced an Akers fumble that Jalen Thompson recovered to keep it a 2-possession game. Murray would move AZ to the LA13 in 16 plays – the longest of which was 14 yards – and Prater's 31-yard FG with 1:07 pulled the Cards to within 8. They would need an onside kick recovery to keep their hopes alive but the Rams dashed them by successfully corraling the kick.

### SCORING DRIVES

TEAM	QTR	TIME	SCORING PLAY	LAR	ARI
Rams	1	09:45	M.Gay 22 yd. Field Goal (8-31, 3:49)	3	0
Rams	1	04:00	C.Kupp 20 yd. run (M.Gay kick) (7-58, 4:50)	10	0
Rams	2	13:23	M.Gay 40 yd. Field Goal (6-58, 3:08)	13	0
Cardinals	2	01:51	M.Prater 23 yd. Field Goal (19-65, 9:30)	13	3
Cardinals	2	00:02	M.Prater 43 yd. Field Goal (8-47, 0:46)	13	6
Cardinals	3	05:10	M.Prater 49 yd. Field Goal (16-58, 7:47)	13	9
Rams	3	01:00	C.Akers 14 yd. run (M.Gay kick) (8-75, 4:10)	20	9
Cardinals	4	01:07	M.Prater 31 yd. Field Goal (17-84, 5:32)	20	12

### Team Statistics

	Rams	Cardinals
First Downs	15	23
3rd-Down Eff. (Made/Att/Pct)	3/8/38%	6/18/33%
4th-Down Eff. (Made/Att/Pct)	0/0/0%	4/5/80%
Total Net Yards	339	365
Total Plays	46	81
Yards Per Play	7.4	4.5
Rushes/Net Yards	20/100	21/70
Net Passing	239	295
Pass Attempts/Completions	25/18	58/37
Had Intercepted	0	0
Sacked/Yards Lost	1/10	2/19
Punts/Average	3/45.0	4/40.0
Penalties/Yards	6/35	6/50
Fumbles/Lost	1/1	1/0
Possession Time	26:04	33:56

### LOS ANGELES RAMS

PASSING	ATT	CP	YDS	SK/YD	TD	LG	INT	RTG
Matthew Stafford	25	18	249	1/10	0	32	0	103.6
<b>TOTAL</b>	<b>25</b>	<b>18</b>	<b>249</b>	<b>1/10</b>	<b>0</b>	<b>32</b>	<b>0</b>	<b>103.6</b>

RUSHING	ATT	YDS	AVG	LG	TD
Cam Akers	12	61	5.1	14t	1
Cooper Kupp	1	20	20.0	20t	1
Darrell Henderson Jr.	4	17	4.3	7	0
Matthew Stafford	3	2	0.7	4	0
<b>TOTAL</b>	<b>20</b>	<b>100</b>	<b>5.0</b>	<b>20T</b>	<b>2</b>

RECEIVING	NO	YDS	AVG	LG	TD
Ben Skowronek	4	66	16.5	32	0
Tyler Higbee	4	61	15.3	26	0
Cooper Kupp	4	44	11.0	14	0
Brandon Powell	3	27	9.0	16	0
Allen Robinson	2	23	11.5	15	0
Kendall Blanton	1	28	28.0	28	0
<b>TOTAL</b>	<b>18</b>	<b>249</b>	<b>13.8</b>	<b>32</b>	<b>0</b>

TOP DEFENSE	TOT	SOLO	AST	SCK	YDS	INT
Derion Kendrick	9	9	0	0.0	0.0	0
Bobby Wagner	9	6	3	0.0	0.0	0
Jalen Ramsey	8	8	0	0.0	0.0	0

FIELD GOALS	FGM/FGA	PERCENT	RESULTS
Matt Gay	2-2	100.0	22G, 40G
<b>TOTAL</b>	<b>2-2</b>	<b>100.0</b>	

### ARIZONA CARDINALS

PASSING	ATT	CP	YDS	SK/YD	TD	LG	INT	RTG
Kyler Murray	58	37	314	2/19	0	30	0	77.8
<b>TOTAL</b>	<b>58</b>	<b>37</b>	<b>314</b>	<b>2/19</b>	<b>0</b>	<b>30</b>	<b>0</b>	<b>77.8</b>

RUSHING	ATT	YDS	AVG	LG	TD
James Conner	13	39	3.0	10	0
Eno Benjamin	5	16	3.2	9	0
Kyler Murray	2	8	4.0	6	0
Darrel Williams	1	7	7.0	7	0
<b>TOTAL</b>	<b>21</b>	<b>70</b>	<b>3.3</b>	<b>10</b>	<b>0</b>

RECEIVING	NO	YDS	AVG	LG	TD
Marquise Brown	14	140	10.0	20	0
Greg Dortch	9	80	8.9	30	0
Zach Ertz	6	45	7.5	12	0
James Conner	3	18	6.0	7	0
Andre Baccellia	2	13	6.5	10	0
Eno Benjamin	2	7	3.5	6	0
Andy Isabella	1	11	11.0	11	0
<b>TOTAL</b>	<b>37</b>	<b>314</b>	<b>8.5</b>	<b>30</b>	<b>0</b>

TOP DEFENSE	TOT	SOLO	AST	SCK	YDS	INT
Budda Baker	8	5	3	0.0	0.0	0
Jalen Thompson	7	5	2	0.0	0.0	0
Zaven Collins	4	4	0	0.0	0.0	0

FIELD GOALS	FGM/FGA	PERCENT	RESULTS
Matt Prater	4-4	100.0	23G, 43G, 49G, 31G
<b>TOTAL</b>	<b>4-4</b>	<b>100.0</b>	



# CARDINALS GAME SUMMARIES



# 26

## WEEK 4

### Arizona Cardinals 26, Carolina Panthers 16

69,810 ■ Bank of America Stadium ■ Oct 2, 2022



# 16

Arizona Cardinals .....	0	3	7	16	—	26
Carolina Panthers .....	0	10	0	6	—	16

The Cardinals traveled to Carolina for a week 4 match-up of teams desperately trying to even their record at 2-2. Arizona had not won a regular season game there since 2002 and the Panthers had won 6 straight in the series. Through two quarters, it looked like they were on their way to making it 7 and took a 10-3 lead into halftime. But the Cards ran off 23 points in the second half as Tyler Murray threw two TDs and ran for another. The AZ defense, meanwhile, was exceptional throughout; it created three takeaways and generally harassed Panthers QB Baker Mayfield all afternoon while limiting RB Christian McCaffrey to 27 rushing yards on 8 attempts. Leading that effort was DE Zach Allen who had a career-day; he finished with 6 tackles, a sack, three knockdowns, two QB hits and a tackle for loss. All of it added up to a 26-16 win that continued Arizona's success on the road with 10 wins in its last 11 opportunities.

On their first possession of the game, the Panthers were stopped on a 3rd-n-1 Mayfield QB sneak and went for it on 4th-n-inches from their own 39; led by LB Zaven Collins, the Cards D stopped McCaffrey and the offense took over. The Cards reached the Carolina 10 where they faced a 4th-n-1 themselves but WR Rondale Moore was tackled behind the line of scrimmage and the threat was extinguished. The game remained scoreless into the 2nd quarter before the Panthers defense created its first points. On 3rd-n-6 from the AZ31, LB Frankie Luvi intercepted a Murray pass intended for Hollywood Brown and returned it 33 yards for a TD. The next series saw the Cards go for it again on 4th-n-1 - this time from their own 42 - but turned it over on downs when the snap went over Murray's head. That gave it back to the Panthers at the AZ42 with 9:02 to go before halftime but they would soon return it. A fumbled exchange between Mayfield and WR Rashard Higgins was recovered by Arizona LB Ben Niemann at the AZ35. The Cards offense then went 50 yards in 8 plays and pull to within 7-3 on Matt Prater's 33-yard FG with 3:34 left in the 2nd quarter. S Jalen Thompson's INT gave the offense the ball back at the AZ18 with 1:05 to go in the half. After a 3-n-out, Carolina took over at its own 35 with :21 left and advanced to the AZ36 on 4 completions before Eddy Pineiro's 54-yard FG as the half expired made it 10-3.

Carolina got the ball to start the 2nd half but on its 3rd play from scrimmage, Allen's 9-yard sack of Mayfield forced a punt. The Cards would then tie the game with a 9-play, 89-yard TD drive. Key plays were a 22-yard reception by TE Zach Ertz and a 37-yard defensive pass interference penalty drawn by WR Marquise Brown. Ertz ended it with a TD pass from Murray on 3rd-n-goal from the 2. After again forcing a Panther punt, the Cards embarked on another long drive, this one consuming 9:26 and extending into the 4th quarter. Matt Prater capped it with his 39-yard FG that gave AZ its first lead at 13-10. On the next play from scrimmage, DE J.J. Watt deflected a Mayfield pass into the air where LB Dennis Gardeck caught it and returned his first career INT 24 yards to the Carolina 5. A play later, Murray ran it in around the right side for a 4-yard TD that made it 20-10 with 10:26 left in the game. Carolina's ensuing series ended when Allen knocked down another Mayfield pass, this time on 4th-n-1 at the CAR 31. Two plays later on 3rd-n-3 from the 23, Murray hit Brown with an over-the-shoulder throw and the WR artfully tapped his toes just inside the end zone. The connection put AZ up 26-10 with 7:37 to play and the game's only other score came on a Mayfield-to-McCaffrey TD pass of 13 yards.

### SCORING DRIVES

TEAM	QTR	TIME	SCORING PLAY	ARI	CAR
Panthers	2	12:13	F.Luvu 33 yd. interception return (E.Pineiro kick)	0	7
Cardinals	2	03:34	M.Prater 33 yd. Field Goal (8-50, 3:19)	3	7
Panthers	2	00:00	E.Pineiro 54 yd. Field Goal (5-29, 0:21)	3	10
Cardinals	3	07:42	Z.Ertz 2 yd. pass from K.Murray (M.Prater kick) (9-89, 5:08)	10	10
Cardinals	4	11:22	M.Prater 39 yd. Field Goal (15-57, 9:26)	13	10
Cardinals	4	10:26	K.Murray 4 yd. run (M.Prater kick) (2-5, 0:42)	20	10
Cardinals	4	07:37	M.Brown 23 yd. pass from K.Murray (pass failed) (3-31, 1:36)	26	10
Panthers	4	04:47	C.McCaffrey 13 yd. pass from B.Mayfield (pass failed) (9-74, 2:50)	26	16

### Team Statistics

	Cardinals	Panthers
First Downs	20	11
3rd-Down Eff. (Made/Att/Pct)	6/15/40%	2/10/20%
4th-Down Eff. (Made/Att/Pct)	0/2/0%	1/3/33%
Total Net Yards	338	220
Total Plays	70	51
Yards Per Play	4.8	4.3
Rushes/Net Yards	37/132	13/40
Net Passing	206	180
Pass Attempts/Completions	32/23	36/22
Had Intercepted	1	2
Sacked/Yards Lost	1/1	2/17
Punts/Average	3/56.7	4/52.3
Penalties/Yards	7/61	6/76
Fumbles/Lost	2/0	2/1
Possession Time	38:35	21:25

### ARIZONA CARDINALS

PASSING	ATT	CP	YDS	SK/YD	TD	LG	INT	RTG
Kyler Murray	32	23	207	1/1	2	23t	1	96.7
<b>TOTAL</b>	<b>32</b>	<b>23</b>	<b>207</b>	<b>1/1</b>	<b>2</b>	<b>23T</b>	<b>1</b>	<b>96.7</b>

RUSHING	ATT	YDS	AVG	LG	TD
James Conner	15	55	3.7	8	0
Eno Benjamin	5	36	7.2	15	0
Kyler Murray	12	26	2.2	10	1
Darrel Williams	4	19	4.8	13	0
Rondale Moore	1	-4	-4.0	-4	0
<b>TOTAL</b>	<b>37</b>	<b>132</b>	<b>3.6</b>	<b>15</b>	<b>1</b>

RECEIVING	NO	YDS	AVG	LG	TD
Marquise Brown	6	88	14.7	23t	1
Zach Ertz	6	47	7.8	23	1
Trey McBride	3	24	8.0	11	0
James Conner	3	22	7.3	14	0
Rondale Moore	3	11	3.7	7	0
Eno Benjamin	1	9	9.0	9	0
Greg Dortch	1	6	6.0	6	0
<b>TOTAL</b>	<b>23</b>	<b>207</b>	<b>9.0</b>	<b>23T</b>	<b>2</b>

TOP DEFENSE	TOT	SOLO	AST	SCK	YDS	INT
Zaven Collins	8	6	2	0.0	0.0	0
Zach Allen	6	3	3	1.0	9.0	0
Budda Baker	5	2	3	0.0	0.0	0

FIELD GOALS	FGM/FGA	PERCENT	RESULTS
Matt Prater	2-2	100.0	33G, 39G
<b>TOTAL</b>	<b>2-2</b>	<b>100.0</b>	

### CAROLINA PANTHERS

PASSING	ATT	CP	YDS	SK/YD	TD	LG	INT	RTG
Baker Mayfield	36	22	197	2/17	1	34	2	61.9
<b>TOTAL</b>	<b>36</b>	<b>22</b>	<b>197</b>	<b>2/17</b>	<b>1</b>	<b>34</b>	<b>2</b>	<b>61.9</b>

RUSHING	ATT	YDS	AVG	LG	TD
Christian McCaffrey	8	27	3.4	10	0
DJ Moore	1	11	11.0	11	0
D'Onta Foreman	1	2	2.0	2	0
Baker Mayfield	2	0	0.0	0	0
Laviska Shenault Jr.	1	0	0.0	0	0
<b>TOTAL</b>	<b>13</b>	<b>40</b>	<b>3.1</b>	<b>11</b>	<b>0</b>

RECEIVING	NO	YDS	AVG	LG	TD
Christian McCaffrey	9	81	9.0	34	1
DJ Moore	6	50	8.3	16	0
Tommy Tremble	3	34	11.3	16	0
Robbie Anderson	3	26	8.7	13	0
Ian Thomas	1	6	6.0	6	0
<b>TOTAL</b>	<b>22</b>	<b>197</b>	<b>9.0</b>	<b>34</b>	<b>1</b>

TOP DEFENSE	TOT	SOLO	AST	SCK	YDS	INT
Frankie Luvi	11	6	5	0.0	0.0	1
Shaq Thompson	8	3	5	0.0	0.0	0
Brian Burns	7	4	3	1.0	1.0	0

FIELD GOALS	FGM/FGA	PERCENT	RESULTS
Eddy Pineiro	1-1	100.0	54G
<b>TOTAL</b>	<b>1-1</b>	<b>100.0</b>	

# CARDINALS GAME SUMMARIES



## WEEK 5

### Philadelphia Eagles 20, Arizona Cardinals 17

63,919 ■ State Farm Stadium ■ Oct 9, 2022



Philadelphia Eagles .....	7	7	3	3	—	20
Arizona Cardinals .....	0	10	0	7	—	17

In week 5, the NFL's only remaining undefeated team came to State Farm Stadium when the 2-2 Cardinals hosted the 4-0 Philadelphia Eagles. The visitors took an early 14-0 but the Cards battled back to tie it at 17 in the 4th. After Philly went up 3 on a go-ahead FG with 1:45 to play, Arizona had a chance to send the game into OT but a 43-yard FG try in the closing seconds was wide right. The Cardinals defense was exceptional holding Philadelphia to a season-low 20 points and just 6 in the second half. Marquise Brown led the Cards with 78 receiving yards on 8 catches with a TD.

The Eagles drew first blood with a TD on their opening offensive possession. Completions of 14 & 10 yards to TE Dallas Goedert were followed by two to WR AJ Brown (15 & 11) that kept the 11-play, 64-yard drive going. QB Jalen Hurts capped it with his 1-yard QB keeper and Philly led 7-0. On the next play from scrimmage, Tyler Murray's pass down the deep middle intended for Brown was intercepted by S CJ Gardner-Johnson, setting the Eagles up at their own 35. However, they would not capitalize as Arizona's defense sent them 3-n-out. Late in the opening quarter, Philly faced a 3rd-n-12 at its own 11 but Hurts found DeVonta Smith for 22 to the 33. A 20-yard connection between those 2 followed and the 16-play, 87-yard drive ultimately concluded with another 1-yard TD sneak. AZ seemed to seize some momentum on the opening play of the next Philly drive when S Jalen Thompson picked a Hurts pass across the middle but replay overturned it. The Cards still sent the Eagles 3-n-out and following the punt took over at their own 43 for their best field position of the day. A 13-yard James Conner run moved it to the 44 and was followed by a 14-yard Brown catch to the PHI32. On 3rd-n-2 from the 25, Murray found Brown in the middle of the field and the speedy WR slipped a tackle before racing into the end zone. AZ forced another Eagles punt and took over at its own 7 with 3:22 to go in the half. Stopped on 3rd down at their own 28, the Cards lined up to punt but ran a fake instead; the snap went to the up-back, RB Darrell Williams, who ran for 7 and picked up the first down. The very lengthy drive (16 plays, 91 yards) took 9:38 off the clock and Matt Amendola's 20-yard FG as the half expired trimmed Philly's lead to 14-10. Amendola was signed during the week as a replacement for the team's regular kicker, Matt Prater (hip).

Philly increased its lead to 17-10 on the opening drive of the 3rd quarter when Cameron Dicker's 42-yard FG capped a 10-play, 51-yard drive. After the teams traded punts, AZ took over at its own 10 in the final minute of the 3rd quarter. Injuries to starting RB James Conner as well as back-ups Darrell Williams and Jonathan Ward, left Eno Benjamin as the Cardinals only available RB. Thanks largely to Murray completing all 6 of his pass attempts on the drive (for 58 yards), AZ reached the PHI11 in 11 plays; from there Benjamin ran it in to tie the game with 9:43 to go in the game. Hurts then led the Eagles into AZ territory and with 4:28 left, they faced 3rd-n-12 at the Cards 36; they picked it up thanks to a 16-yard Hurts-to-Goedert completion. The drive would reach the AZ5 and Dicker's 23-yard FG put Philly up 20-17. After the kickoff, the Cards took over at their own 25 with 1:45 to go and no timeouts. A 15-yard Murray run and 4 completions covered 31 yards, taking the Cards to the PHI34 with :36 left. A Murray burst up the middle appeared to gain 10+ yards on 2nd-n-10 and the Cards stopped the clock with a spike with :22 left. However, officials spotted it as just a 9-yard gain and after the spike it was 4th-n-1 at the 25. AZ sent out the FG unit to tie it but Amendola's 43-yard attempt sailed right.

### SCORING DRIVES

TEAM	QTR	TIME	SCORING PLAY	PHI	ARI
Eagles	1	08:02	J.Hurts 1 yd. run (C.Dicker kick) (11-64, 4:13)	7	0
Eagles	2	10:11	J.Hurts 1 yd. run (C.Dicker kick) (16-87, 7:20)	14	0
Cardinals	2	05:24	M.Brown 25 yd. pass from K.Murray (M.Ammendola kick) (6-57, 2:16)	14	7
Cardinals	2	00:00	M.Ammendola 20 yd. Field Goal (16-91, 3:22)	14	10
Eagles	3	09:57	C.Dicker 42 yd. Field Goal (10-51, 5:03)	17	10
Cardinals	4	09:43	E.Benjamin 11 yd. run (M.Ammendola kick) (12-90, 5:37)	17	17
Eagles	4	01:45	C.Dicker 23 yd. Field Goal (17-70, 7:58)	20	17

### Team Statistics

	Eagles	Cardinals
First Downs	24	23
3rd-Down Eff. (Made/Att/Pct)	6/13/46%	8/14/57%
4th-Down Eff. (Made/Att/Pct)	1/1/100%	1/1/100%
Total Net Yards	357	363
Total Plays	71	69
Yards Per Play	5.0	5.3
Rushes/Net Yards	33/139	26/124
Net Passing	218	239
Pass Attempts/Completions	36/26	42/28
Had Intercepted	0	1
Sacked/Yards Lost	2/21	1/11
Punts/Average	4/47.0	4/49.0
Penalties/Yards	3/30	2/15
Fumbles/Lost	1/0	0/0
Possession Time	34:39	25:21

### PHILADELPHIA EAGLES

PASSING	ATT	CP	YDS	SK/YD	TD	LG	INT	RTG
Jalen Hurts	36	26	239	2/21	0	31	0	89.9
<b>TOTAL</b>	<b>36</b>	<b>26</b>	<b>239</b>	<b>2/21</b>	<b>0</b>	<b>31</b>	<b>0</b>	<b>89.9</b>

RUSHING	ATT	YDS	AVG	LG	TD
Jalen Hurts	15	61	4.1	17	2
Miles Sanders	15	58	3.9	12	0
Kenneth Gainwell	3	20	6.7	11	0
<b>TOTAL</b>	<b>33</b>	<b>139</b>	<b>4.2</b>	<b>17</b>	<b>2</b>

RECEIVING	NO	YDS	AVG	LG	TD
DeVonta Smith	10	87	8.7	22	0
Dallas Goedert	8	95	11.9	31	0
A.J. Brown	3	32	10.7	15	0
Quez Watkins	3	19	6.3	7	0
Miles Sanders	2	6	3.0	8	0
<b>TOTAL</b>	<b>26</b>	<b>239</b>	<b>9.2</b>	<b>31</b>	<b>0</b>

TOP DEFENSE	TOT	SOLO	AST	SCK	YDS	INT
Chauncey Gardner-Johnson	10	10	0	0.0	0.0	1
Darius Slay	9	7	2	0.0	0.0	0
T.J. Edwards	8	5	3	0.0	0.0	0

FIELD GOALS	FGM/FGA	PERCENT	RESULTS
Cameron Dicker	2-2	100.0	42G, 23G
<b>TOTAL</b>	<b>2-2</b>	<b>100.0</b>	

### ARIZONA CARDINALS

PASSING	ATT	CP	YDS	SK/YD	TD	LG	INT	RTG
Kyler Murray	42	28	250	1/11	1	28	1	80.5
<b>TOTAL</b>	<b>42</b>	<b>28</b>	<b>250</b>	<b>1/11</b>	<b>1</b>	<b>28</b>	<b>1</b>	<b>80.5</b>

RUSHING	ATT	YDS	AVG	LG	TD
James Conner	9	55	6.1	17	0
Kyler Murray	4	42	10.5	15	0
Eno Benjamin	8	25	3.1	11t	1
Darrel Williams	3	9	3.0	7	0
Rondale Moore	2	-7	-3.5	-2	0
<b>TOTAL</b>	<b>26</b>	<b>124</b>	<b>4.8</b>	<b>17</b>	<b>1</b>

RECEIVING	NO	YDS	AVG	LG	TD
Marquise Brown	8	78	9.8	25t	1
Rondale Moore	7	68	9.7	28	0
Zach Ertz	6	48	8.0	11	0
Eno Benjamin	3	28	9.3	16	0
A.J. Green	3	20	6.7	9	0
James Conner	1	8	8.0	8	0
<b>TOTAL</b>	<b>28</b>	<b>250</b>	<b>8.9</b>	<b>28</b>	<b>1</b>

TOP DEFENSE	TOT	SOLO	AST	SCK	YDS	INT
Isaiah Simmons	13	8	5	0.0	0.0	0
Byron Murphy Jr.	9	7	2	0.5	5.0	0
Marco Wilson	8	7	1	0.0	0.0	0

FIELD GOALS	FGM/FGA	PERCENT	RESULTS
Matt Amendola	1-2	50.0	20G, 43WR
<b>TOTAL</b>	<b>1-2</b>	<b>50.0</b>	

# CARDINALS GAME SUMMARIES



## WEEK 6

Arizona Cardinals 9, Seattle Seahawks 19  
68,867 ■ Lumen Field ■ Oct 16, 2022



Arizona Cardinals .....	3	0	6	0	—	9
Seattle Seahawks .....	3	6	3	7	—	19

On a warm, sunny week 6 afternoon in Seattle, the Cardinals faced the Seahawks in a match-up of 2-3 teams that were playing for a share of the division lead. Each team would produce just one touchdown but Seattle complemented theirs with 4 Jason Myers FGs while the Cardinals turned it over on downs 3 times when going for it on 4th-n-short situations inside the SEA 30. After losing 3 RBs to injury the week before, the Cardinals offense started the game without C Rodney Hudson and soon lost G Justin Pugh to injury. Arizona's defense was again exceptional, limiting Seattle to 19 points and just one touchdown. But that one TD and the 4 FGs were enough for Seattle to secure a 19-9 win on this day to secure the win.

Arizona opened the game by taking the opening kickoff and marching deep into Seattle territory thanks to a pair of big gains on 3rd down. The first came when Kyle Murray converted a 3rd-n-4 from the AZ25 with his 42-yard run to the SEA33. Then on 3rd-6 from the SEA26, a 23-yard catch-and-run by WR Rondale Moore took it to the 3. That set-up Matt Amendola's 23-yard FG that gave Arizona a 3-0 lead and its first opening quarter points of the season. Seattle responded with a FG drive of its own and Jason Myers' 39-yard kick tied the game with 6:41 left in the first quarter; 47 of the drive's 54 yards came on consecutive Kenneth Walker runs of 17 and 34 yards. On the first play of the 2nd quarter, the Cards went for it on 4th-n-4 from the SEA20 but turned it over on downs when Murray's pass was incomplete. Midway thru the 2nd quarter, Seattle marched to the AZ7 and faced a 3rd-n-2. DT Rashard Lawrence tackled Walker in the backfield for a 2-yard loss and Myers' 27-yard FG put the Seahawks up 6-3. With 0:55 left in the first half, Seattle took over at its own 32 with one timeout. A 22-yard Marquise Goodwin reception on the drive's first play was followed by Smith's 24-yard scramble to the AZ22. The Seahawks would reach the 15 but no further and Myers' 3rd FG of the game – this one a 34-yarder – made it 9-3 at intermission.

After forcing a Seattle 3-n-out to open the 3rd quarter, Arizona again advanced deep into Seahawks territory. The biggest plays were a 14-yard Moore reception and a 15-yard Murray run. The Cards faced 4th-n-2 at the 27 and again went for it but under pressure, Murray was forced into an incompleteness. Seattle took over from there and received the benefit of a roughing the passer call as well as a defensive holding flag that wiped out a 3rd down stop. Myers' 4th FG of the day (32 yards) would end the drive and put the Seahawks up 12-3 with 4:11 left in the 3rd quarter. On the first play of the next drive, Murray hit Zach Ertz for a 21-yard gain to the SEA43. On 3rd-n-6 from the SEA39, Murray scrambled for the first down but fumbled at the end of the run and Seattle recovered at its own 19. AZ's defense sent the Seahawks 3-n-out, including a sack by rookie LB Myjai Sanders that backed it up to the 10 and forced a Seattle punt from its own end zone. On a frenetic play, LB Ezekiel Turner hit punter Michael Dickson forcing a fumble that S Chris Banjo recovered for a TD. After the PAT kick failed, the Cards trailed 12-9 in the final minute of the 3rd quarter. The Seahawks responded by moving 75 yards in 7 plays and capped it with their first and only TD of the day, an 11-yard Walker run around the left end. Trailing by 10 early in the 4th, the Cards would again advance deep into Seattle territory and again went for it on a 4th-n-short; this time it was 4th-n-2 at the 23 and SEA ended the threat with a sack. The AZ defense would force 3-n-outs on the next two Seattle possessions but the offense could not take advantage and the game ended in a 19-9 Seahawks win.

### SCORING DRIVES

TEAM	QTR	TIME	SCORING PLAY	ARI	SEA
Cardinals	1	10:20	M.Amendola 23 yd. Field Goal (10-76, 4:40)	3	0
Seahawks	1	06:41	J.Myers 39 yd. Field Goal (8-54, 3:39)	3	3
Seahawks	2	06:05	J.Myers 27 yd. Field Goal (10-51, 4:44)	3	6
Seahawks	2	00:00	J.Myers 34 yd. Field Goal (7-53, 0:55)	3	9
Seahawks	3	04:11	J.Myers 32 yd. Field Goal (9-58, 5:00)	3	12
Cardinals	3	00:54	C.Banjo fumble recovery in end zone (kick failed, wl)	9	12
Seahawks	4	13:24	K.Walker 11 yd. run (J.Myers kick) (7-75, 2:30)	9	19

### Team Statistics

	Cardinals	Seahawks
First Downs	15	19
3rd-Down Eff. (Made/Att/Pct)	4/16/25%	4/14/29%
4th-Down Eff. (Made/Att/Pct)	1/5/20%	0/1/0%
Total Net Yards	315	296
Total Plays	71	66
Yards Per Play	4.4	4.5
Rushes/Net Yards	28/144	30/136
Net Passing	171	160
Pass Attempts/Completions	37/23	31/20
Had Intercepted	1	0
Sacked/Yards Lost	6/51	5/37
Punts/Average	4/40.5	6/48.8
Penalties/Yards	6/53	6/44
Fumbles/Lost	3/1	2/1
Possession Time	30:44	29:16

### ARIZONA CARDINALS

PASSING	ATT	CP	YDS	SK/YD	TD	LG	INT	RTG
Kyler Murray	37	23	222	6/51	0	32	1	67.6
<b>TOTAL</b>	<b>37</b>	<b>23</b>	<b>222</b>	<b>6/51</b>	<b>0</b>	<b>32</b>	<b>1</b>	<b>67.6</b>

RUSHING	ATT	YDS	AVG	LG	TD
Kyler Murray	10	100	10.0	42	0
Eno Benjamin	15	37	2.5	6	0
Keaontay Ingram	3	7	2.3	7	0
<b>TOTAL</b>	<b>28</b>	<b>144</b>	<b>5.1</b>	<b>42</b>	<b>0</b>

RECEIVING	NO	YDS	AVG	LG	TD
Zach Ertz	7	70	10.0	32	0
Rondale Moore	6	49	8.2	26	0
Marquise Brown	5	68	13.6	26	0
Eno Benjamin	3	28	9.3	12	0
A.J. Green	2	7	3.5	5	0
<b>TOTAL</b>	<b>23</b>	<b>222</b>	<b>9.7</b>	<b>32</b>	<b>0</b>

TOP DEFENSE	TOT	SOLO	AST	SCK	YDS	INT
Zaven Collins	8	4	4	2.0	18.0	0
Markus Golden	8	4	4	1.0	6.0	0
Jalen Thompson	7	5	2	0.0	0.0	0

FIELD GOALS	FGM/FGA	PERCENT	RESULTS
Matt Amendola	1-1	100.0	23G
<b>TOTAL</b>	<b>1-1</b>	<b>100.0</b>	

### SEATTLE SEAHAWKS

PASSING	ATT	CP	YDS	SK/YD	TD	LG	INT	RTG
Geno Smith	31	20	197	5/37	0	22	0	82.3
<b>TOTAL</b>	<b>31</b>	<b>20</b>	<b>197</b>	<b>5/37</b>	<b>0</b>	<b>22</b>	<b>0</b>	<b>82.3</b>

RUSHING	ATT	YDS	AVG	LG	TD
Kenneth Walker III	21	97	4.6	34	1
Geno Smith	6	48	8.0	24	0
DeeJay Dallas	2	1	0.5	2	0
Michael Dickson	1	-10	-10.0	-10	0
<b>TOTAL</b>	<b>30</b>	<b>136</b>	<b>4.5</b>	<b>34</b>	<b>1</b>

RECEIVING	NO	YDS	AVG	LG	TD
Noah Fant	6	45	7.5	15	0
Dee Eskridge	3	39	13.0	16	0
DK Metcalf	2	34	17.0	17	0
Marquise Goodwin	2	26	13.0	22	0
Tyler Lockett	2	17	8.5	10	0
Kenneth Walker III	2	13	6.5	7	0
Colby Parkinson	2	11	5.5	7	0
Will Dissly	1	12	12.0	12	0
<b>TOTAL</b>	<b>20</b>	<b>197</b>	<b>9.9</b>	<b>22</b>	<b>0</b>

TOP DEFENSE	TOT	SOLO	AST	SCK	YDS	INT
Jordyn Brooks	11	6	5	0.0	0.0	0
Coby Bryant	8	5	3	0.0	0.0	0
Ryan Neal	7	6	1	1.0	6.0	0

FIELD GOALS	FGM/FGA	PERCENT	RESULTS
Jason Myers	4-4	100.0	39G, 27G, 34G, 32G
<b>TOTAL</b>	<b>4-4</b>	<b>100.0</b>	

# CARDINALS GAME SUMMARIES



## WEEK 7

**New Orleans Saints 34, Arizona Cardinals 42**  
**63,290** ■ **State Farm Stadium** ■ **Oct 20, 2022**



New Orleans Saints	7	7	3	17	—	34
Arizona Cardinals	3	25	7	7	—	42

In a Thursday night match-up vs. New Orleans, the Cardinals improved to 3-4 on the season with a 42-34 victory. They trailed 14-6 with 2:30 to play in the 2nd quarter but exploded for 22 points before halftime in a frenetic, game-changing sequence. Two of the three scores came 62 seconds apart on INT return TDs off Andy Dalton, first by CB Marco Wilson and then by LB Isaiah Simmons. Overall the Cards enjoyed a 3-0 advantage in turnovers. The team was also bolstered tremendously by the return of WR DeAndre Hopkins who had 10 receptions for 103 yards in his first action after missing the first 6 games due to suspension. RB Eno Benjamin had the best game of his career, rushing 12 times for 92 yards with a TD as well as a 2-point conversion. QB Kyle Murray was 20-10 passing for 204 yards and ran for 30 yards on 7 carries while playing turnover-free football.

The high-scoring game's point production began early. On the 4th play from scrimmage, Dalton connected down the deep middle with WR Rashid Shaheed for a 53-yard TD. On the ensuing AZ drive, a 31-yard completion to WR Rondale Moore moved it to the NO37. That set-up a 50-yard FG by Rodrigo Blankenship in his first attempt while filling in for the injured Matt Prater. Leading 7-3, the Saints advanced to the AZ10 on their next drive but on 3rd-n-8 from there, Dalton's pass was picked off in the end zone by CB Antonio Hamilton. A 17-yard Murray run was followed by a 45-yarder from Benjamin, setting up Blankenship's 28-yard FG that made it 7-6 early in the 2nd quarter. The Saints responded with a drive that ended on a 3-yard Dalton TD pass to Taysom Hill; it was set-up by a 64-yard catch-n-run from WR Kevin White. Thanks to 6-for-6 passing by Murray, the Cards would move deep into Saints territory on their next drive and went for it on 4th-n-1 at the 4. Murray ran for 2 to the 2 and a play later, rookie RB Keontay Ingram punched it in; that score and Benjamin's run on the 2-point try tied the game at 14 with 2:28 left in the half. On the 2nd play of the ensuing series, Dalton's pass across the middle deflected off the hands WR Marquez Callaway and into the arms of Wilson who raced 38 yards before a leaping dive into the end zone. Now trailing 20-14, the Saints faced a 3rd-n-10 at their own 47. Dalton was pressured by rookie LB Cameron Thomas and his pass down the middle of the field was snared with one hand by Simmons. He returned it 56 yards down the right sideline to complete the pick 6 and the Cards led 28-14 at intermission.

The Saints cut the lead to 28-17 with Will Lutz's FG (25) on their opening possession of the 2nd half. Later in the quarter, the Cards moved 85 yards in 12 plays and took 6:31 off the clock; Murray was 7-8 for 85 yards on the drive and ended it with his 5-yard TD pass to WR Greg Dortch. After Juwan Johnson's 17-yard TD catch from Dalton made it 35-24 with 11:14 to go, the Cards produced another TD drive. The key play was a 15-yard run from Benjamin on 3rd-n-8 from the NO20 and set-up his own 5-yard TD run that made it 42-24 with 6:22 remaining. The Saints would add a late TD and FG but AZ recovered two on-side attempts to seal the win.

### SCORING DRIVES

TEAM	QTR	TIME	SCORING PLAY	NO	ARI
Saints	1	12:53	R.Shaheed 53 yd. pass from A.Dalton (W.Lutz kick) (4-75, 2:07)	7	0
Cardinals	1	10:54	R.Blankenship 50 yd. Field Goal (6-43, 1:59)	7	3
Cardinals	2	13:15	R.Blankenship 28 yd. Field Goal (9-70, 3:51)	7	6
Saints	2	10:29	T.Hill 3 yd. pass from A.Dalton (W.Lutz kick) (5-75, 2:46)	14	6
Cardinals	2	02:28	K.Ingram 2 yd. run (E.Benjamin run) (13-75, 8:01)	14	12
Cardinals	2	01:50	M.Wilson 38 yd. interception return (kick failed, wl)	14	20
Cardinals	2	00:46	I.Simmons 56 yd. interception return (K.Murray-Z.Ertz pass)	14	28
Saints	3	09:44	W.Lutz 25 yd. Field Goal (9-54, 4:16)	17	28
Cardinals	3	00:29	G.Dortch 5 yd. pass from K.Murray (R.Blankenship kick) (12-85, 6:31)	17	35
Saints	4	11:14	J.Johnson 17 yd. pass from A.Dalton (W.Lutz kick) (5-46, 1:40)	24	35
Cardinals	4	06:22	E.Benjamin 5 yd. run (R.Blankenship kick) (8-64, 4:52)	24	42
Saints	4	03:07	J.Johnson 1 yd. pass from A.Dalton (W.Lutz kick) (11-75, 3:15)	31	42
Saints	4	00:43	W.Lutz 45 yd. Field Goal (10-53, 1:57)	34	42

### Team Statistics

	Saints	Cardinals
First Downs	25	21
3rd-Down Eff. (Made/Att/Pct)	6/13/46%	3/10/30%
4th-Down Eff. (Made/Att/Pct)	1/1/100%	1/1/100%
Total Net Yards	494	326
Total Plays	71	60
Yards Per Play	7.0	5.4
Rushes/Net Yards	22/85	29/137
Net Passing	409	189
Pass Attempts/Completions	49/32	29/20
Had Intercepted	3	0
Sacked/Yards Lost	0/0	2/15
Punts/Average	2/47.0	4/44.3
Penalties/Yards	8/49	4/20
Fumbles/Lost	0/0	2/0
Possession Time	29:02	30:58

### NEW ORLEANS SAINTS

PASSING	ATT	CP	YDS	SK/YD	TD	LG	INT	RTG
Andy Dalton	47	30	361	0/0	4	64	3	89.1
Taysom Hill	2	2	48	0/0	0	41	0	118.8
<b>TOTAL</b>	<b>49</b>	<b>32</b>	<b>409</b>	<b>0/0</b>	<b>4</b>	<b>64</b>	<b>3</b>	<b>93.0</b>

RUSHING	ATT	YDS	AVG	LG	TD
Alvin Kamara	11	49	4.5	17	0
Andy Dalton	4	21	5.3	14	0
Taysom Hill	3	9	3.0	3	0
Mark Ingram II	4	6	1.5	5	0
<b>TOTAL</b>	<b>22</b>	<b>85</b>	<b>3.9</b>	<b>17</b>	<b>0</b>

RECEIVING	NO	YDS	AVG	LG	TD
Chris Olave	7	106	15.1	41	0
Alvin Kamara	7	56	8.0	12	0
TreQuan Smith	5	59	11.8	20	0
Juwan Johnson	5	32	6.4	17t	2
Mark Ingram II	3	16	5.3	11	0
Marquez Callaway	2	20	10.0	12	0
Kevin White	1	64	64.0	64	0
Rashid Shaheed	1	53	53.0	53t	1
Taysom Hill	1	3	3.0	3t	1
<b>TOTAL</b>	<b>32</b>	<b>409</b>	<b>12.8</b>	<b>64</b>	<b>4</b>

TOP DEFENSE	TOT	SOLO	AST	SCK	YDS	INT
Pete Werner	7	3	4	0.0	0.0	0
Chris Harris	6	5	1	0.0	0.0	0
Cameron Jordan	6	4	2	1.0	9.0	0

FIELD GOALS	FGM/FGA	PERCENT	RESULTS
Wil Lutz	2-2	100.0	25G, 45G
<b>TOTAL</b>	<b>2-2</b>	<b>100.0</b>	

### ARIZONA CARDINALS

PASSING	ATT	CP	YDS	SK/YD	TD	LG	INT	RTG
Kyle Murray	29	20	204	2/15	1	31	0	100.4
<b>TOTAL</b>	<b>29</b>	<b>20</b>	<b>204</b>	<b>2/15</b>	<b>1</b>	<b>31</b>	<b>0</b>	<b>100.4</b>

RUSHING	ATT	YDS	AVG	LG	TD
Eno Benjamin	12	92	7.7	45	1
Kyle Murray	7	30	4.3	17	0
Keaontay Ingram	9	14	1.6	11	1
Greg Dortch	1	1	1.0	1	0
<b>TOTAL</b>	<b>29</b>	<b>137</b>	<b>4.7</b>	<b>45</b>	<b>2</b>

RECEIVING	NO	YDS	AVG	LG	TD
DeAndre Hopkins	10	103	10.3	18	0
Eno Benjamin	4	21	5.3	16	0
Keaontay Ingram	2	23	11.5	24	0
Zach Ertz	2	21	10.5	15	0
Rondale Moore	1	31	31.0	31	0
Greg Dortch	1	5	5.0	5t	1
<b>TOTAL</b>	<b>20</b>	<b>204</b>	<b>10.2</b>	<b>31</b>	<b>1</b>

TOP DEFENSE	TOT	SOLO	AST	SCK	YDS	INT
Zaven Collins	9	6	3	0.0	0.0	0
Antonio Hamilton	6	6	0	0.0	0.0	1
Byron Murphy Jr.	5	5	0	0.0	0.0	0

FIELD GOALS	FGM/FGA	PERCENT	RESULTS
Rodrigo Blankenship	2-2	100.0	50G, 28G
<b>TOTAL</b>	<b>2-2</b>	<b>100.0</b>	



# CARDINALS 2022 TEAM STATS

### WON 3, LOST 4

09/11	L	21-44	Kansas City	63,697
09/18	W	29-23 (OT)	at Las Vegas	61,707
09/25	L	12-20	L.A. Rams	63,243
10/02	W	26-16	at Carolina	69,810
10/09	L	17-20	Philadelphia	63,919
10/16	L	9-19	at Seattle	68,867
10/20	W	42-34	New Orleans	63,290

### 2022 TEAM STATISTICS

	ARI	OPP.
<b>FIRST DOWNS</b>	<b>148</b>	<b>147</b>
Rushing	54	45
Passing	85	93
Penalty	9	9
Third Down-Made/Att	33/98	32/77
Third Down Efficiency	33.7%	41.6%
Fourth Down-Made/Att	13/23	4/7
Fourth Down Efficiency	56.5%	57.1%
<b>TOTAL NET YARDS</b>	<b>2,402</b>	<b>2,518</b>
Avg. Per Game	343.1	359.7
Total Plays	492	432
Avg. Per Play	4.9	5.8
<b>NET YARDS RUSHING</b>	<b>853</b>	<b>708</b>
Avg. Per Game	121.9	101.1
Total Rushes	191	166
Avg. Per Rush	4.5	4.3
<b>NET YARDS PASSING</b>	<b>1,549</b>	<b>1,810</b>
Avg. Per Game	221.3	258.6
Sacked/Yards Lost	16/130	11/93
Gross Yards	1,679	1,903
Attempts/Completions	285/186	255/173
Pct. of Completion	65.3%	67.8%
Had Intercepted	4	5
<b>PUNTS/AVERAGE</b>	<b>27/46.5</b>	<b>24/49.5</b>
Net Punting Average	37.9	45.0
<b>PUNT RETURN/AVG.</b>	<b>13/5.3</b>	<b>17/10.2</b>
<b>KICKOFF RETURN/AVG.</b>	<b>11/23.8</b>	<b>8/20.1</b>
<b>INTERCEPTION RETURN/AVG.</b>	<b>5/23.6</b>	<b>4/10.0</b>
<b>PENALTIES/YARDS</b>	<b>42/368</b>	<b>42/327</b>
<b>FUMBLES/BALL LOST</b>	<b>11/1</b>	<b>13/5</b>
<b>TOUCHDOWNS</b>	<b>18</b>	<b>19</b>
Rushing	7	6
Passing	7	12
Returns	4	1
<b>EXTRA POINTS/ATTEMPTS</b>	<b>8/10</b>	<b>17/18</b>
<b>TWO POINT CONVERSION/ATT.</b>	<b>5/7</b>	<b>0/1</b>
<b>FIELD GOALS/ATTEMPTS</b>	<b>10/11</b>	<b>15/15</b>
<b>AVG. TIME OF POSSESSION</b>	<b>31:08</b>	<b>28:52</b>

SCORE BY PERIODS	Q1	Q2	Q3	Q4	OT	PTS
TEAM	6	51	30	63	6	156
OPPONENTS	48	55	33	40	0	176

SCORING	TD	RU	PA	RT	K-PAT	FG	2PT	S	PTS
M. Prater	0	0	0	0	4/4	6/6	0	0	22
M. Brown	3	0	3	0	0/0	0/0	0	0	18
Z. Ertz	2	0	2	0	0/0	0/0	2	0	16
E. Benjamin	2	2	0	0	0/0	0/0	1	0	14
K. Murray	2	2	0	0	0/0	0/0	1	0	14
G. Dortch	2	0	2	0	0/0	0/0	0	0	12
M. Ammendola	0	0	0	0	2/3	2/3	0	0	8
R. Blankenship	0	0	0	0	2/3	2/2	0	0	8
C. Banjo	1	0	0	1	0/0	0/0	0	0	6
J. Conner	1	1	0	0	0/0	0/0	0	0	6
K. Ingram	1	1	0	0	0/0	0/0	0	0	6
B. Murphy Jr.	1	0	0	1	0/0	0/0	0	0	6
I. Simmons	1	0	0	1	0/0	0/0	0	0	6
D. Williams	1	1	0	0	0/0	0/0	0	0	6
M. Wilson	1	0	0	1	0/0	0/0	0	0	6
A. Green	0	0	0	0	0/0	0/0	1	0	2
TEAM	18	7	7	4	8/10	10/11	5	0	156
OPPONENTS	19	6	12	1	17/18	15/15	0	0	176

**SACKS:** J. Watt 2.5, Z. Allen 2.0, Z. Collins 2.0, C. Thomas 1.0, D. Gardeck 1.0, M. Sanders 1.0, M. Golden 1.0, B. Murphy Jr. 0.5, **TM** 11.0, **OPP** 16.0 **FUM/LOST:** K. Murray 5/1, R. Hudson 2/0, J. Conner 1/0, M. Brown 1/0, D. Hopkins 1/0, S. Harlow 1/0, **TM** 11/1, **OPP** 13/5

PASSING	ATT	CMP	YDS	CMP%	YDS/ATT	TD	TD%	INT	INT%	LONG	SACK	LOST	RATING
K. Murray	281	184	1,667	65.5	5.9	7	2.5	4	1.4	32	15	122	83.7
T. McSorley	4	2	12	50.0	3.0	0	0.0	0	0.0	10	1	8	56.3
TEAM	285	186	1,679	65.3	5.9	7	2.5	4	1.4	32	16.0	130	83.4
OPPONENTS	255	173	1,903	67.8	7.5	12	4.7	5	2.0	64	11.0	93	97.2

RUSHING	NO.	YDS	AVG	LONG	TD
E. Benjamin	57	265	4.6	45	2
K. Murray	45	263	5.8	42	2
J. Conner	54	200	3.7	17	1
D. Williams	16	94	5.9	30	1
K. Ingram	12	21	1.8	11	1
T. McSorley	3	20	6.7	14	0
G. Dortch	1	1	1.0	1	0
R. Moore	3	-11	-3.7	-2	0
TEAM	191	853	4.5	45	7
OPPONENTS	166	708	4.3	34	6

RECEIVING	TAR	NO.	YDS	AVG	LONG	TD
M. Brown	64	43	485	11.0	26	3
Z. Ertz	55	37	320	8.0	32	2
G. Dortch	25	22	209	9.0	30	2
R. Moore	25	17	159	9.0	31	0
E. Benjamin	25	19	146	7.0	22	0
A. Green	22	10	56	5.0	10	0
J. Conner	19	14	103	7.0	21	0
D. Hopkins	14	10	103	10.0	18	0
A. Baccellia	6	4	25	6.0	11	0
A. Isabella	5	2	21	10.0	11	0
D. Williams	5	2	3	1.0	2	0
T. McBride	3	3	24	8.0	11	0
K. Ingram	2	2	23	11.0	24	0
S. Anderson	1	1	2	2.0	2	0
R. Anderson	1	0	0	0.0	0	0
TEAM	272	186	1,679	9.0	32	7
OPPONENTS	249	173	1,903	11.0	64	12

INTERCEPTIONS	NO.	YDS	AVG	LONG	TD
J. Thompson	2	-1	-0.5	0	0
I. Simmons	1	56	56.0	56t	1
M. Wilson	1	38	38.0	38t	1
D. Gardeck	1	24	24.0	24	0
A. Hamilton	1	0	0.0	0	0
TEAM	6	117	19.5	56	2
OPPONENTS	4	40	10.0	33	1

FUMBLES	FUM	LST	FF	REC	TD
K. Murray	5	1	0	4	0
R. Hudson	2	0	0	0	0
K. Beachum	0	0	0	1	0
J. Conner	1	0	0	1	0
D. Hopkins	1	0	0	1	0
S. Harlow	1	0	0	0	0
T. McSorley	0	0	0	1	0
M. Brown	1	0	0	0	0
TEAM	11	1	0	8	0
OPPONENTS	13	5	0	4	0

PUNTING	NO.	YDS	AVG	NET	TB	IN	LG	B
A. Lee	27	1,256	46.5	37.9	3	4	62	0
TEAM	27	1,256	46.5	37.9	3	4	62	0
OPPONENTS	24	1,188	49.5	45.0	2	7	66	0

PUNT RETURNS	RET	FC	YDS	AVG	LONG	TD
G. Dortch	13	2	69	5.3	18	0
TEAM	13	2	69	5.3	18	0
OPPONENTS	17	3	174	10.2	22	0

KICKOFF RETURNS	NO.	YDS	AVG	LONG	TD
E. Benjamin	7	170	24.3	44	0
G. Dortch	4	92	23.0	31	0
TEAM	11	262	23.8	44	0
OPPONENTS	8	161	20.1	31	0

FIELD GOALS	1-19	20-29	30-39	40-49	50+
M. Prater	0/0	1/1	3/3	2/2	0/0
M. Ammendola	0/0	2/2	0/0	0/1	0/0
R. Blankenship	0/0	1/1	0/0	0/0	1/1
TEAM	0/0	4/4	3/3	2/3	1/1
OPPONENTS	0/0	5/5	4/4	3/3	3/3

2-Pt Conv: Z. Ertz 2, A. Green 1, K. Murray 1, E. Benjamin 1, **TM** 5-7, **OPP** 0-1



# CARDINALS 2022 DEFENSIVE STATS



POS.	PLAYER	TKL.	AST.	COMB	TFL	SACKS/SK. YDS.	QH	FR	FF	INT./YDS.	PD
S	Baker, Budda	31	19	50	1	0.0/0.0	2	0	1	0/0	1
LB	Collins, Zaven	32	17	49	4	2.0/18.0	2	0	1	0/0	1
S	Thompson, Jalen	33	12	45	0	0.0/0.0	1	1	0	1/0	6
CB	Murphy Jr., Byron	23	6	29	3	0.5/5.0	1	2	0	0/0	2
LB	Simmons, Isaiah	21	8	29	0	0.0/0.0	1	0	1	1/56	3
CB	Wilson, Marco	20	9	29	1	0.0/0.0	0	0	1	1/38	5
DL	Allen, Zach	13	15	28	5	2.0/20.0	10	0	0	0/0	6
LB	Golden, Markus	9	9	18	3	1.0/6.0	7	0	0	0/0	0
LB	Niemann, Ben	9	6	15	1	0.0/0.0	0	1	0	0/0	0
LB	Vigil, Nick	7	6	13	1	0.0/0.0	0	0	0	0/0	1
DL	Dogbe, Michael	6	7	13	0	0.0/0.0	0	0	0	0/0	0
LB	Gardeck, Dennis	9	3	12	1	1.0/8.0	3	0	1	1/24	1
DL	Watt, J.J.	7	4	11	4	2.5/23.0	4	0	0	0/0	3
DL	Fotu, Leki	4	7	11	0	0.0/0.0	1	0	0	0/0	0
DL	Lawrence, Rashard	8	2	10	3	0.0/0.0	0	0	1	0/0	0
LB	Dimukeje, Victor	8	1	9	0	0.0/0.0	1	0	0	0/0	0
LB	Thomas, Cameron	2	7	9	1	1.0/6.0	1	0	0	0/0	0
LB	Vallejo, Tanner	4	4	8	1	0.0/0.0	0	0	0	0/0	1
CB	Whittaker, Jace	5	2	7	0	0.0/0.0	0	0	0	0/0	1
CB	Hamilton, Antonio	6	0	6	0	0.0/0.0	0	0	0	1/0	2
LB	Kennard, Devon	1	2	3	0	0.0/0.0	1	0	0	0/0	0
LB	Turner, Ezekiel	2	0	2	0	0.0/0.0	0	0	1	0/0	0
DL	Ledbetter, Jonathan	1	1	2	0	0.0/0.0	0	0	0	0/0	0
CB	Mullen Jr., Trayvon	1	1	2	0	0.0/0.0	0	0	0	0/0	0
CB	Matthew, Christian	0	2	2	0	0.0/0.0	0	0	0	0/0	0
S	Banjo, Chris	1	0	1	0	0.0/0.0	0	1	0	0/0	0
LB	Luketa, Jesse	1	0	1	1	0.0/0.0	0	0	0	0/0	0
LB	Sanders, Myjai	1	0	1	1	1.0/7.0	1	0	0	0/0	0
<b>TOTALS</b>		<b>265</b>	<b>150</b>	<b>415</b>	<b>31</b>	<b>11.0/93.0</b>	<b>36</b>	<b>5</b>	<b>7</b>	<b>5/118</b>	<b>33</b>

POS.	PLAYER	TKL.	AST.	COMB.		DEFENSIVE SCORES
TE	Anderson, Stephen	4	3	7	INT (2)	(:57) (Shotgun) A.Dalton pass short middle intended for C.Olave INTERCEPTED by I.Simmons at ARZ 44. I.Simmons for 56 yards. <b>vs. NO (10/20/22)</b>
LB	Gardeck, Dennis	6	0	6		(2:00) (Shotgun) A.Dalton pass short middle intended for M.Callaway INTERCEPTED by M.Wilson at NO 38. M.Wilson for 38 yards. <b>vs. NO (10/20/22)</b>
LB	Turner, Ezekiel	3	2	5	FR (2)	(4:05) (Shotgun) D.Carr pass short left to H.Renfrow to ARZ 38 for 1 yard (I.Simmons). FUMBLES (I.Simmons), touched at ARZ 39, RECOVERED by ARZ-B.Murphy at ARZ 41. B.Murphy for 59 yards. The Replay Official reviewed the runner broke the plane ruling, and the play was Upheld. The ruling on the field stands. <b>@ LV (09/18/22)</b>
LB	Vallejo, Tanner	2	2	4		(:59) (Punt formation) M.Dickson up the middle to SEA -2 for -12 yards (E.Turner). FUMBLES (E.Turner), RECOVERED by ARZ-C.Banjo at SEA -4. <b>@ SEA (10/16/22)</b>
CB	Hamilton, Antonio	3	0	3		
LB	Dimukeje, Victor	2	1	3		
LS	Brewer, Aaron	2	0	2		
RB	Benjamin, Eno	1	0	1		
TE	McBride, Trey	1	0	1		
CB	Mullen Jr., Trayvon	1	0	1		
RB	Ward, Jonathan	1	0	1		
S	Banjo, Chris	0	1	1	Safety (0)	
CB	Matthew, Christian	0	1	1		
LB	Niemann, Ben	0	1	1	FR (1)	(:59) (Punt formation) M.Dickson up the middle to SEA -2 for -12 yards (E.Turner). FUMBLES (E.Turner), RECOVERED by ARZ-C.Banjo at SEA -4. <b>@ SEA (10/16/22)</b>
<b>TOTALS</b>		<b>26</b>	<b>11</b>	<b>37</b>		<b>SPECIAL TEAMS BIG PLAYS</b>



# CARDINALS GAME-BY-GAME OFFENSE

## 2022 REGULAR SEASON CARDINALS GAME-BY-GAME OFFENSE

	09/11	09/18	09/25	10/02	10/09	10/16	10/20	10/30	11/06	11/13	11/21	11/27	12/12	12/18	12/25	01/01	01/08	Totals
	vs. KC	@ LV	vs. LAR	@ CAR	vs. PHI	@ SEA	vs. NO	@ MIN	vs. SEA	@ LAR	vs. SF	vs. LAC	vs. NE	@ DEN	vs. TB	@ ATL	@ SF	
<b>FIRST DOWNS</b>																		
Total	18	28	23	20	23	15	21											148
Rushing	6	11	8	8	7	5	9											54
Passing	12	13	15	10	16	10	9											85
Penalty	0	4	0	2	0	0	3											9
<b>THIRD DOWNS</b>																		
Attempts	12	13	18	15	14	16	10											98
Converted	3	3	6	6	8	4	3											33
Percentage	25.0%	23.1%	33.3%	40.0%	57.1%	25.0%	30.0%											33.7%
<b>FOURTH DOWNS</b>																		
Attempts	4	5	5	2	1	5	1											23
Converted	3	3	4	0	1	1	1											13
Percentage	75.0%	60.0%	80.0%	0.0%	100.0%	20.0%	100.0%											56.5%
<b>TOT. OFFENSE</b>																		
Net Yards	282	413	365	338	363	315	326											2,402
Plays	63	78	81	70	69	71	60											492
Avg./Play	4.5	5.3	4.5	4.8	5.3	4.4	5.4											4.9
<b>RUSHING</b>																		
Net Yards	103	143	70	132	124	144	137											853
Rush. Att.	22	28	21	37	26	28	29											191
Avg./Att.	4.7	5.1	3.3	3.6	4.8	5.1	4.7											4.5
<b>PASSING</b>																		
Net Yards	179	270	295	206	239	171	189											1,549
Attempts	38	49	58	32	42	37	29											285
Completions	24	31	37	23	28	23	20											186
Intercepted	0	1	0	1	1	1	0											4
Gross Yards	205	277	314	207	250	222	204											1,679
Sacked	3.0	1.0	2.0	1.0	1.0	6.0	2.0											16.0
Yards Lost	26	7	19	1	11	51	15											130
<b>ADVANCES</b>																		
Rushes	22	28	21	37	26	28	29											191
Completions	24	31	37	23	28	23	20											186
Totals	46	59	58	60	54	51	49											377
Total Drives	11	9	9	12	9	11	10											71
<b>PENALTIES</b>																		
Number	5	12	6	7	2	6	4											42
Yards	49	120	50	61	15	53	20											368
<b>FUMBLES</b>																		
Number	3	0	1	2	0	3	2											11
Lost	0	0	0	0	0	1	0											1
<b>PUNTING</b>																		
Yards	255	136	160	170	196	162	177											1,256
Punts	5	3	4	3	4	4	4											27
Net Avg.	42.2	38.7	29.0	40.7	43.5	38.5	32.3											37.9
Gross Avg.	51.0	45.3	40.0	56.7	49.0	40.5	44.3											46.5
<b>SCORING</b>																		
Points	21	29	12	26	17	9	42											156
Q1	0	0	0	0	0	3	3											6
Q2	7	0	6	3	10	0	25											51
Q3	0	7	3	7	0	6	7											30
Q4	14	16	3	16	7	0	7											63
OT	0	6	0	0	0	0	0											6
TD Rushing	1	2	0	1	1	0	2											7
TD Passing	2	1	0	2	1	0	1											7
TD KO Returns	0	0	0	0	0	0	0											0
TD Punt Returns	0	0	0	0	0	0	0											0
TD Sp. Teams	0	0	0	0	0	1	0											1
TD Def. Returns	0	1	0	0	0	0	2											3
FG Attempts	0	0	4	2	2	1	2											11
FG Made	0	0	4	2	1	1	2											10
Safety	0	0	0	0	0	0	0											0
2-Pt Attempts	2	2	0	1	0	0	2											7
2-Pt Made	1	2	0	0	0	0	2											5
Time of Possession	25:18	36:22	33:56	38:35	25:21	30:44	30:58											31:36

# CARDINALS GAME-BY-GAME DEFENSE



## 2022 REGULAR SEASON CARDINALS GAME-BY-GAME DEFENSE

	09/11	09/18	09/25	10/02	10/09	10/16	10/20	10/30	11/06	11/13	11/21	11/27	12/12	12/18	12/25	01/01	01/08	Totals
	vs. KC	@ LV	vs. LAR	@ CAR	vs. PHI	@ SEA	vs. NO	@ MIN	vs. SEA	@ LAR	vs. SF	vs. LAC	vs. NE	@ DEN	vs. TB	@ ATL	@ SF	
<b>FIRST DOWNS</b>																		
Total	33	20	15	11	24	19	25											147
Rushing	7	4	5	3	12	7	7											45
Passing	22	14	10	8	12	10	17											93
Penalty	4	2	0	0	0	2	1											9
<b>THIRD DOWNS</b>																		
Attempts	8	11	8	10	13	14	13											77
Converted	5	6	3	2	6	4	6											32
Percentage	62.5%	54.5%	37.5%	20.0%	46.2%	28.6%	46.2%											41.6%
<b>FOURTH DOWNS</b>																		
Attempts	1	0	0	3	1	1	1											7
Converted	1	0	0	1	1	0	1											4
Percentage	100.0%	0	0	33.3%	100.0%	0.0%	100.0%											57.1%
<b>TOT. OFFENSE</b>																		
Net Yards	488	324	339	220	357	296	494											2,518
Plays	66	61	46	51	71	66	71											432
Avg./Play	7.4	5.3	7.4	4.3	5.0	4.5	7.0											5.8
<b>RUSHING</b>																		
Net Yards	128	80	100	40	139	136	85											708
Rush. Att.	27	21	20	13	33	30	22											166
Avg./Att.	4.7	3.8	5.0	3.1	4.2	4.5	3.9											4.3
<b>PASSING</b>																		
Net Yards	360	244	239	180	218	160	409											1,810
Attempts	39	39	25	36	36	31	49											255
Completions	30	25	18	22	26	20	32											173
Intercepted	0	0	0	2	0	0	3											5
Gross Yards	360	252	249	197	239	197	409											1,903
Sacked	0.0	1.0	1.0	2.0	2.0	5.0	0.0											11.0
Yards Lost	0	8	10	17	21	37	0											93
<b>ADVANCES</b>																		
Rushes	27	21	20	13	33	30	22											166
Completions	30	25	18	22	26	20	32											173
Totals	57	46	38	35	59	50	54											339
Total Drives	10	9	10	11	9	12	12											73
<b>PENALTIES</b>																		
Number	3	10	6	6	3	6	8											42
Yards	25	68	35	76	30	44	49											327
<b>FUMBLES</b>																		
Number	5	2	1	2	1	2	0											13
Lost	1	1	1	1	0	1	0											5
<b>PUNTING</b>																		
Yards	108	161	135	209	188	293	94											1,188
Punts	2	3	3	4	4	6	2											24
Net Avg.	44.5	46.7	41.0	49.3	44.5	43.0	47.0											45.0
Gross Avg.	54.0	53.7	45.0	52.3	47.0	48.8	47.0											49.5
<b>SCORING</b>																		
Points	44	23	20	16	20	19	34											176
Q1	14	7	10	0	7	3	7											48
Q2	9	13	3	10	7	6	7											55
Q3	14	3	7	0	3	3	3											33
Q4	7	0	0	6	3	7	17											40
OT	0	0	0	0	0	0	0											0
TD Rushing	1	0	2	0	2	1	0											6
TD Passing	5	2	0	1	0	0	4											12
TD KO Returns	0	0	0	0	0	0	0											0
TD Punt Returns	0	0	0	0	0	0	0											0
TD Sp. Teams	0	0	0	0	0	0	0											0
TD Def. Returns	0	0	0	1	0	0	0											1
FG Attempts	1	3	2	1	2	4	2											15
FG Made	1	3	2	1	2	4	2											15
Safety	0	0	0	0	0	0	0											0
2-Pt Attempts	0	0	0	1	0	0	0											1
2-Pt Made	0	0	0	0	0	0	0											0
Time of Possession	34:42	29:47	26:04	21:25	34:39	29:16	29:02											29:16



# THE LAST TIME - REGULAR SEASON

## RUSHING

### 200 Yards Rushing

By Cardinals: 228, Beanie Wells at St. Louis, Nov. 27, 2011 (27 att., 1 TD)  
By Opponent: 228, Clinton Portis at Denver, Dec. 29, 2002 (24 att., 2 TD)

### 150 Yards Rushing

By Cardinals: 164, Kenyan Drake at Dallas, Oct. 19, 2020 (20 att., 2 TD)  
By Opponent: 190, Rashaad Penny vs. Seattle, Jan. 9, 2022 (23 att., 1 TD)

### 100 Yards Rushing

By Cardinals: 100, Kyler Murray at Seattle Oct. 16, 2022 (10 att., 0 TD)  
By Opponent: 190, Rashaad Penny vs. Seattle, Jan. 9, 2022 (23 att., 1 TD)

### Two 100-Yard Rushers

By Cardinals: 126 yards, Ottis Anderson/102 yards, Wayne Morris at New Orleans, Oct. 5, 1980  
By Opponent: 128 yards, Marshawn Lynch/108 yards, Robert Turbin at Seattle, Dec. 9, 2012

### Four Rushing Touchdowns

By Cardinals: Kenyan Drake vs. Cleveland, Dec. 15, 2019 (5, 1, 1, 17 yards)  
By Opponent: Shaun Alexander at Seattle, Sep. 25, 2005 (25, 1, 1, 1 yards)

### Three Rushing Touchdowns

By Cardinals: Kenyan Drake (4) vs. Cleveland, Dec. 15, 2019 (5, 1, 1, 17 yards)  
By Opponent: Todd Gurley at LA Rams, Sep. 16, 2018 (11, 1, 2 yards)

### Two Rushing Touchdowns

By Cardinals: James Conner vs. LA Rams, Dec. 13, 2021 (1, 8 yards)  
By Opponent: Jalen Hurts vs. Philadelphia, Oct. 9, 2022 (1, 1 yards)

## PASSING

### 500 Yards Passing

By Cardinals: 522, Boomer Esiason at Washington, Nov. 10, 1996-OT (35 comp., 59 att.)  
By Opponent: Never happened

### 400 Yards Passing

By Cardinals: 400, Kyler Murray vs. Minnesota, Sep. 19, 2021 (29 comp., 36 att.)  
By Opponent: 424, Jared Goff vs. LA Rams, Dec. 1, 2019 (32 comp., 43 att.)

### 300 Yards Passing

By Cardinals: 314, Kyler Murray vs. LA Rams, Sep. 25, 2022 (37 comp., 58 att.)  
By Opponent: 361, Andy Dalton vs. New Orleans Oct. 20 2022 (30 comp., 47 att.)

### Six Touchdown Passes

By Cardinals: Charley Johnson vs. New Orleans, Nov. 2, 1969 (32, 14, 28, 31, 26, 14 yards)  
By Opponent: Brett Favre at NY Jets, Sep. 28, 2008 (12, 34, 2, 17, 40, 24 yards)

### Five Touchdown Passes

By Cardinals: Kurt Warner at Chicago, Nov. 8, 2009 (11, 6, 17, 15, 4 yards)  
By Opponent: Patrick Mahomes vs. Kansas City, Sep. 11, 2022 (9, 3, 4, 1, 2 yards)

### Four Touchdown Passes

By Cardinals: Kyler Murray at Cleveland, Oct. 17, 2021 (21, 13, 9, 14 yards)  
By Opponent: Andy Dalton vs. New Orleans, Oct. 20, 2022 (53, 3, 17, 1 yards)

### Three Touchdown Passes

By Cardinals: Kyler Murray vs. Houston, Oct. 24, 2021 (1, 5, 47 yards)  
By Opponent: Andy Dalton vs. New Orleans, Oct. 20, 2022 (53, 3, 17, 1 yards)

## RECEIVING

### 200 Yards Receiving

By Cardinals: 217, Anquan Boldin at Detroit, Sep. 7, 2003 (10 rec., 2 TD)  
By Opponent: 200, Tyler Lockett vs. Seattle, Oct. 25, 2020 (15 rec., 3 TD)

### 150 Yards Receiving

By Cardinals: 169, DeAndre Hopkins vs. Philadelphia, Dec. 20, 2020 (9 rec., 1 TD)  
By Opponent: 200, Tyler Lockett vs. Seattle, Oct. 25, 2020 (15 rec., 3 TD)

### 100 Yards Receiving

By Cardinals: 103, DeAndre Hopkins vs. New Orleans, Oct. 20, 2022 (10 rec.)  
By Opponent: 106, Chris Olave vs. New Orleans, Oct. 20, 2022 (7 rec.)

### Two 100-Yard Receivers

By Cardinals: 112, A.J. Green (5 rec.), 104, Christian Kirk (7 rec.) at Jacksonville, Sep. 26, 2021  
By Opponent: 172, Robert Woods (13 rec.), 107, Tyler Higbee (7 rec., 1 TD) vs. LA Rams, Dec. 1, 2019

### Four Receiving Touchdowns

By Cardinals: Roy Green vs. Seattle, Nov. 13, 1983 (15, 23, 7, 63 yards)  
By Opponent: Earnest Gray vs. NY Giants, Sep. 7, 1980 (10, 37, 42, 20 yards)

### Three Receiving Touchdowns

By Cardinals: Christian Kirk at Tampa Bay, Nov. 10, 2019 (33, 69, 15 yards)  
By Opponent: Tyler Lockett vs. Seattle, Oct. 25, 2020 (3, 47, 3 yards)

### Two Receiving Touchdowns

By Cardinals: Antoine Wesley at Dallas, Jan. 2, 2022 (1, 19 yards)  
By Opponent: Juwan Johnson, Oct. 20, 2022 (17, 1 yards)

### 10 or More Receptions in a Game

By Cardinals: DeAndre Hopkins (10 for 103 yards) vs. New Orleans, Oct. 20, 2022  
By Opponent: DeVonta Smith (10 for 87 yards) vs. Philadelphia, Oct. 9, 2022

## COMBOS

### 100-Yard Rusher/100-Yard Receiver

By Cardinals: Kenyan Drake, 100 rushing yards/DeAndre Hopkins, 127 receiving yards vs. Buffalo, Nov. 15, 2020  
By Opponent: Latavius Murray, 102 rushing yards/Michael Thomas, 112 receiving yards at New Orleans, Oct. 27, 2019

### 100-Yard Rusher/Two 100-Yard Receivers

By Cardinals: Johnny Johnson, 103 rushing yards/Ernie Jones, 117 receiving yards/Roy Green, 120 receiving yards vs. Green Bay, Nov. 18, 1990  
By Opponent: Marshawn Lynch, 113 rushing yards/Luke Willson, 139 receiving yards/Doug Baldwin, 113 receiving yards vs. Seattle, Dec. 21, 2014

### 100-Yard Rusher/100-Yard Receiver/300-Yard Passer

By Cardinals: Chris Johnson, 109 rushing yards/Michael Floyd, 106 receiving yards/Carson Palmer 374 passing yards at Cleveland, Nov. 1, 2015  
By Opponent: Latavius Murray, 102 rushing yards/Michael Thomas, 112 receiving yards/Drew Brees, 373 passing yards at New Orleans, Oct. 27, 2019

### Two 100-Yard Receivers/300-Yard Passer

By Cardinals: A.J. Green, 112; Christian Kirk, 104; Kyler Murray, 316, at Jacksonville, Sep. 26, 2021  
By Opponent: Robert Woods, 172; Tyler Higbee, 107; Jared Goff, 424 vs. LA Rams, Dec. 1, 2019

## SCORING

### Four Total Touchdowns

By Cardinals: Kenyan Drake vs. Cleveland, Dec. 15, 2019 (4 rush)  
By Opponent: Brian Westbrook at Philadelphia, Nov. 27, 2008 (2 rush, 2 rec.)

### Three Total Touchdowns

By Cardinals: James Conner at San Francisco, Nov. 7, 2021 (2 rush, 1 rec.)  
By Opponent: Tyler Lockett vs. Seattle, Oct. 25, 2020 (3 rec.)

### Two-Point Conversion

By Cardinals: Zach Ertz reception vs. New Orleans, Oct. 20, 2022  
By Opponent: Cedrick Wilson reception at Dallas, Jan. 2, 2022

### Multiple Two-Point Conversions

By Cardinals: Eno Benjamin run; Zach Ertz reception vs. New Orleans, Oct. 20, 2022  
By Opponent: Todd Gurley run (2x); Malcolm Brown reception vs. LA Rams Sep. 16, 2018

### Safety

By Cardinals: Intentional grounding by Jalen Hurts in end zone vs. Philadelphia, Dec. 20, 2020  
By Opponent: Intentional grounding by Kyler Murray in end zone vs. Indianapolis, Dec. 25, 2021

## KICKING

### Six Field Goals

By Cardinals: Neil Rackers vs. San Francisco, Oct. 2, 2005 (40, 45, 48, 23, 43, 24 yards)  
By Opponent: Never happened

### Five Field Goals

By Cardinals: Phil Dawson at Washington, Dec. 17, 2017 (40, 35, 19, 34, 32 yards)  
By Opponent: Robbie Gould vs. San Francisco, Oct. 1, 2017 (49, 39, 47, 48, 23 yards)

### Four Field Goals

By Cardinals: Matt Prater vs. LA Rams, Sep. 25, 2022 (23, 43, 49, 31 yards)  
By Opponent: Jason Myers at Seattle, Oct. 16, 2021 (39, 27, 34, 32 yards)

### Three Field Goals

By Cardinals: Matt Prater vs. LA Rams, Sep. 25, 2022 (23, 43, 49, 31 yards)  
By Opponent: Jason Myers at Seattle, Oct. 16, 2022 (39, 27, 34, 32 yards)



## Missed Point-After-Touchdown

By Cardinals: Rodrigo Blankenship vs. New Orleans, Oct. 20, 2022 (wide left)  
By Opponent: Justin Reid vs. Kansas City, Sep. 11, 2022 (wide right)

## Blocked Punt

By Cardinals: Ezekiel Turner vs. Philadelphia, Dec. 20, 2020 (Cameron Johnston punt)  
By Opponent: Michael Thomas at NY Giants, Oct. 20, 2019 (Andy Lee Punt)

## Blocked Punt Return For Touchdown

By Cardinals: Dennis Gardeck (Cameron Malveaux block) at Seattle, Dec. 30, 2018, 0 yards (Michael Dickson punt)  
By Opponent: Elijah Penny (Michael Thomas block) at NY Giants, Oct. 20, 2019, 0 yards (Andy Lee punt)

## Blocked Field Goal Attempt

By Cardinals: Rodney Gunter at Seattle, Dec. 24, 2016 (Steven Hauschka 45-yard attempt)  
By Opponent: A'Shawn Robinson at LA Rams, Jan. 3, 2021 (Mike Nugent 37-yard attempt)

## Blocked Field Goal Attempt For Touchdown

By Cardinals: Justin Bethel (Adrian Wilson block) vs. Chicago, Dec. 23, 2012, 82 yards (Olindo Mare kick)  
By Opponent: Mike Bass (Verlon Biggs block) at Washington, Sep. 24, 1972, 32 yards (Jim Bakken kick)

## RETURNS

### Punt Return For Touchdown

By Cardinals: Ted Ginn, Jr. at NY Giants, Sep. 14, 2014, 71 yards (Steve Weatherford punt)  
By Opponent: Dontae Johnson vs. Pittsburgh, Dec. 8, 2019, 85 yards (Andy Lee punt)

### Kickoff Return For Touchdown

By Cardinals: David Johnson at Chicago, Sep. 20, 2015, 108 yards (Robbie Gould kickoff)  
By Opponent: Tyler Lockett at Seattle, Dec. 31, 2017, 99 yards (Phil Dawson kickoff)

### Interception Return For Touchdown

By Cardinals: Isaiah Simmons vs. New Orleans, Oct. 20, 2022 (56 yards, Trevor Lawrence pass)  
By Opponent: Frankie Luvu at Carolina, Oct. 2, 2022 (33 yards, Kyler Murray pass)

### Fumble Return For Touchdown

By Cardinals: Chris Banjo at Seattle, Oct. 16, 2022 (fumble recovery in end zone on punt attempt, Matt Dickson fumble)  
By Opponent: Shaq Lawson vs. Miami, Nov. 8, 2020, 36 yards (Kyler Murray fumble)

## DEFENSE

### Four Interceptions

By Cardinals: Kwamie Lassiter vs. San Diego, Dec. 27, 1998  
By Opponent: Never happened

### Three Interceptions

By Cardinals: Antrel Rolle at Cincinnati, Nov. 18, 2007  
By Opponent: Marcus Trufant at Seattle, Dec. 9, 2007

### Two Interceptions

By Cardinals: Byron Murphy Jr. at Jacksonville, Sep. 26, 2021  
By Opponent: Joe Haden vs. Pittsburgh, Dec. 8, 2019

### Two Interceptions By Teammates

By Cardinals: At Washington, Oct. 16, 1994 (Aeneas Williams and James Williams)  
By Opponent: At Seattle, Dec. 9, 2012 (Richard Sherman and Bobby Wagner)

### Four Quarterback Sacks

By Cardinals: Chandler Jones (5.0) at Tennessee, Sep. 12, 2021  
By Opponent: Cameron Wake (4.5) vs. Miami, Sep. 30, 2012

### Three Quarterback Sacks

By Cardinals: Markus Golden at San Francisco, Nov. 7, 2021  
By Opponent: Aaron Donald vs. LA Rams, Dec. 13, 2021

### Two Quarterback Sacks By Teammates

By Cardinals: at Cleveland, Oct. 17, 2021 (Markus Golden 2.0, Jordan Hicks 2.0)  
By Opponent: vs. Carolina, Sep. 22, 2019 (Mario Addison 3.0, Christian Miller 2.0)

## Two Opponent Fumble Recoveries

By Cardinals: Jordan Hicks at San Francisco, Nov. 7, 2021  
By Opponent: J.J. Watt vs. Houston, Nov. 10, 2013

## TEAM SCORING

### 50 Points Scored By Team

By Cardinals: St. Louis 56 at Minnesota 14, Oct. 6, 1963  
By Opponent: Arizona 0 at Seattle 58, Dec. 9, 2012

### 40 Points Scored By Team

By Cardinals: Arizona 42, vs. New Orleans 34, Oct. 20, 2022  
By Opponent: Arizona 21, vs. Kansas City 44, Sep. 11, 2022

### 20 First-Quarter Points

By Cardinals: 21 vs. San Francisco, Sep. 10, 2006  
By Opponent: 21 vs. Denver, Oct. 18, 2018

### 20 Second-Quarter Points

By Cardinals: 25 vs. New Orleans, Oct. 20, 2022  
By Opponent: 20 vs. Philadelphia, Dec. 20, 2020

### 20 Third-Quarter Points

By Cardinals: 21 vs. Green Bay, Dec. 27, 2015  
By Opponent: 21 at San Francisco, Jan. 2, 2011

### 20 Fourth-Quarter Points

By Cardinals: 20 at Seattle, Dec. 24, 2016  
By Opponent: 21 vs. LA Rams, Dec. 6, 2020

### 30 One-Half Points

By Cardinals: 31 in first half vs. San Francisco, Sep. 27, 2015  
By Opponent: 35 in first half vs. Denver, Oct. 18, 2018

### Score Touchdown In Each Quarter

By Cardinals: at Cleveland, Oct. 17, 2021 (7, 16, 7, 7 points)  
By Opponent: vs. Kansas City, Sep. 11 2022 (14, 9, 14, 7 points)

## OFFENSE

### 500 Yards Total Offense

By Cardinals: 503 vs. Minnesota, Sep. 19, 2021  
By Opponent: 572 vs. Seattle, Oct. 25, 2020

### No Sacks/No Interceptions Allowed

By Cardinals: vs. Indianapolis, Dec. 25, 2021  
By Opponent: vs. Kansas City, Sep. 11, 2022

## DEFENSE

### Shutout

By Cardinals: Arizona 23, vs. NY Giants 0, Dec. 24, 2017 (State Farm Stadium)  
By Opponent: Arizona 0, at LA Rams 34, Sep. 16, 2018 (Los Angeles Memorial Coliseum)

### Shutout At Home

By Cardinals: Arizona 23, vs. NY Giants 0, Dec. 24, 2017 (State Farm Stadium)  
By Opponent: Arizona 0, vs. Seattle 38, Sep. 14, 2003 (Sun Devil Stadium)

### Shutout On The Road

By Cardinals: Arizona 38, at Dallas 0, Nov. 16, 1970 (Cotton Bowl)  
By Opponent: Arizona 0, at LA Rams 34, Sep. 16, 2018 (Los Angeles Memorial Coliseum)

## MISCELLANEOUS

### Overtime Win At Home

By Cardinals: vs. Seattle, Oct. 25, 2020, 37-34 (State Farm Stadium)  
By Opponent: Oct. 14, 2012 vs. Buffalo, 19-16 (State Farm Stadium)

### Overtime Win On The Road

By Cardinals: Sep. 18, 2022 at Las Vegas, 29-23 (Allegiant Stadium)  
By Opponent: Nov. 7, 2010 at Minnesota, 27-24 (Metrodome)

### 10 Or More Penalties

By Cardinals: 12, at Las Vegas, Sep. 18, 2022 (120 yards)  
By Opponent: 10, at Las Vegas, Sep. 18, 2022 (68 yards)

### Tie Game

By Cardinals: Sep. 8, 2019 vs. Detroit, 27-27

### Over 40:00 Time of Possession (Non-OT)

By Cardinals: 40:22 at Seattle, Nov. 21, 2021  
By Opponent: 40:12 at San Francisco, Oct. 7, 2018



# CARDINALS MISCELLANEOUS STATS

Season Record.....	3-4	At Home.....	1-3	When won coin toss.....	2-1
In NFC West Games.....	0-2	On the Road.....	2-1	When lost coin toss.....	1-3
In NFC East Games.....	0-1	Outdoors.....	2-1	When scored first.....	0-1
In NFC North Games.....	0-0	Indoors.....	1-3	When opp. scores first.....	3-3
In NFC South Games.....	2-0	On Natural Grass.....	2-3	In overtime games.....	1-0
In September.....	1-2	When Cards out-rushed opponent.....	3-1		
In October.....	2-2	When Cards out-passed opponent.....	2-3		
In November.....	0-0	While wearing white jersey/white pants.....	1-1		
In December.....	0-0	While wearing white jersey/red pants.....	0-0		
In January.....	0-0	While wearing red jersey/white pants.....	0-1		
With roof open at State Farm Stadium.....	1-0	While wearing red jersey/red pants.....	1-1		
With roof closed at State Farm Stadium.....	0-3	While wearing black jersey/white-black pants.....	1-1		
When Yielding 20 Points or Less.....	1-3	When Tied at Halftime.....	0-0		
When Scoring 20 Points or More.....	3-1	When Led at the End of 3 <sup>rd</sup> Quarter.....	1-0		
When Led at Halftime.....	1-0	When Trailing at the End of 3 <sup>rd</sup> Quarter.....	1-4		
When Trailing at Halftime.....	2-4	When Tied at the End of 3 <sup>rd</sup> Quarter.....	1-0		
When Arizona had a 100-yd rusher.....	0-1	When Arizona had a 300-yard passer.....	0-1		
When opp. had a 100-yd rusher.....	0-0	When opponent had a 300-yard passer.....	1-1		
When Arizona had a 100-yd receiver.....	1-1	When Arizona won turnover margin.....	2-2		
When opp. had a 100-yd receiver.....	1-1	When opponent won turnover margin.....	0-2		

## Booth Initiated Reviews

Date	Opp	Explanation	Result
9-11	vs. KC	Reviewed the pass completion ruling for ARZ WR Greg Dortch-(Incomplete)	Reversed
9-18	@ LV	Reviewed the runner broke the plane ruling for ARZ WR Marquise Brown-(Short of goal line)	Reversed
		Reviewed the pass completion ruling for ARZ WR A.J. Green-(Incomplete)	Reversed
		Reviewed the pass completion ruling for ARZ WR A.J. Green	Upheld
		Reviewed the runner broke the plane ruling for ARZ CB Byron Murphy Jr.	Upheld
10-9	vs. PHI	Reviewed the interception ruling for ARZ S Jalen Thompson-(Incomplete)	Reversed
10-16	@ SEA	Reviewed the incomplete pass ruling for SEA TE Noah Fant	Upheld
10-20	vs. NO	Reviewed the runner broke the plane ruling for ARZ RB Eno Benjamin on conversion	Upheld
		Reviewed the runner broke the plane ruling for ARZ RB Keaontay Ingram-(Short of goal line)	Reversed

## Arizona Instant Replay Challenges (0-1)

Date	Opp	Explanation	Result
10-20	vs. NO	Challenged the runner was inbounds ruling for NO WR Kevin White	Upheld

## Opponent Instant Replay Challenges (0-0)

Date	Opp	Explanation	Result
------	-----	-------------	--------

## Overtime Scoring Plays (1-0)

Date	Opp	Play
9-18	@ LV	CB Byron Murphy Jr. 59-yard fumble return for a touchdown

## Arizona Defensive Touchdowns

Date	Opp	Play
9-18	@ LV	CB Byron Murphy Jr. 59-yard fumble return for a touchdown
10-16	@ SEA	S Chris Banjo recovers fumble by SEA P Michael Dickson in endzone for a touchdown
10-20	vs. NO	CB Marco Wilson 38-yard interception return for a touchdown
		LB Isaiah Simmons 56-yard interception return for a touchdown



## Arizona Kick/Punt Return Touchdowns

Date	Opp	Play
------	-----	------

## Arizona Two-Point Conversion Attempts (5-7)

Date	Opp	Play
9-11	vs. KC	Pass attempt from QB Kyler Murray to TE Zach Ertz is successful
		Pass attempt from QB Kyler Murray to WR A.J. Green is incomplete
9-18	@ LV	Run by QB Kyler Murray is successful
		Pass attempt from QB Kyler Murray to WR A.J. Green is successful
10-2	@ CAR	QB Kyler Murray is sacked
10-20	vs. NO	Run by RB Eno Benjamin is successful
		Pass attempt from QB Kyler Murray to TE Zach Ertz is successful

## Arizona Onside Kick Attempts/Recoveries (0-1)

Date	Opp	Play
9-25	vs. LAR	K Matt Prater onside kick is recovered by LAR TE Tyler Higbee



# CARDINALS SCORING DRIVES

## CARDINALS 2022 REGULAR SEASON SCORING DRIVES

DATE	OPPONENT	ACQUIRED	DRIVE START	PLAYS	YARDS	Q	TIME	FIRST DOWNS	SCORING PLAY	ARI	OPP
09/11	Kansas City	Kickoff	ARI 25	11	75	Q1	5:15	6	Q2: J. Conner: 2-yard run	7	14
		Kickoff	ARI 25	14	75	Q3	6:04	5	Q4: M. Brown: 6-yard pass from K. Murray	15	37
		Kickoff	KC 48	6	48	Q4	2:28	3	Murray Z. Ertz: 6-yard pass from K. Murray	21	44
09/18	at Las Vegas	Punt	ARI 21	11	79	Q3	5:27	5	G. Dortch: 5-yard pass from K. Murray	7	20
		Punt	ARI 46	9	54	Q4	3:54	4	Murray	15	23
		Punt	ARI 27	18	73	Q4	4:43	8	D. Williams: 1-yard run K. Murray: 3-yard run	23	23
09/25	L.A. Rams	Punt	ARI 30	19	65	Q2	9:30	5	M. Prater: 23-yard FG	3	13
		Punt	ARI 28	8	47	Q2	0:46	3	M. Prater: 43-yard FG	6	13
		Punt	ARI 11	16	58	Q3	7:47	4	M. Prater: 49-yard FG	9	13
		Fumble	ARI 3	17	84	Q4	5:32	6	M. Prater: 31-yard FG	12	20
10/02	at Carolina	Fumble	ARI 35	8	50	Q2	3:19	2	M. Prater: 33-yard FG	3	7
		Punt	ARI 11	9	89	Q3	5:08	5	Z. Ertz: 2-yard pass from K. Murray	10	10
		Punt	ARI 22	15	57	Q3	9:26	6	Q4: M. Prater: 39-yard FG	13	10
		Interception	CAR 5	2	5	Q4	0:42	1	K. Murray: 4-yard run	20	10
		Downs	CAR 31	3	31	Q4	1:36	1	M. Brown: 23-yard pass from K. Murray	26	10
10/09	Philadelphia	Punt	ARI 43	6	57	Q2	2:16	3	M. Brown: 25-yard pass from K. Murray	7	14
		Punt	ARI 7	16	91	Q2	3:22	5	Murray	10	14
		Punt	ARI 10	12	90	Q3	5:37	6	M. Ammendola: 20-yard FG Q4: E. Benjamin: 11-yard run	17	17
10/16	at Seattle	Kickoff	ARI 19	10	76	Q1	4:40	2	M. Ammendola: 23-yard FG	3	0
10/20	New Orleans	Kickoff	ARI 25	6	43	Q1	1:59	1	R. Blankenship: 50-yard FG	3	7
		Interception	ARI 20	9	70	Q1	3:51	3	Q2: R. Blankenship: 28-yard FG	6	7
		Kickoff	ARI 25	13	75	Q2	8:01	6	K. Ingram: 2-yard run	14	14
		Punt	ARI 15	12	85	Q3	6:31	6	G. Dortch: 5-yard pass from K. Murray	35	17
		Kickoff	ARI 36	8	64	Q4	4:52	4	Murray E. Benjamin: 5-yard run	42	24
10/30	at Minnesota	--	--	--	--	--	--	--	--	--	
11/06	Seattle	--	--	--	--	--	--	--	--	--	
11/13	at L.A. Rams	--	--	--	--	--	--	--	--	--	
11/21	San Francisco	--	--	--	--	--	--	--	--	--	
11/27	L.A. Chargers	--	--	--	--	--	--	--	--	--	
12/12	New England	--	--	--	--	--	--	--	--	--	
12/18	at Denver	--	--	--	--	--	--	--	--	--	
12/25	Tampa Bay	--	--	--	--	--	--	--	--	--	
01/01	at Atlanta	--	--	--	--	--	--	--	--	--	
01/08	at San Francisco	--	--	--	--	--	--	--	--	--	
<b>AVG</b>				<b>10.8</b>	<b>64.2</b>		<b>4:41</b>	<b>4.2</b>			



# CARDINALS DEFENSIVE SUMMARIES



SEPTEMBER 11, 2022  
CARDINALS VS. KANSAS CITY CHIEFS  
L 44-21

TOP TACKLERS		SACKS		INTS		FORCED FUMBLES		RECOVERED FUMBLES	
PLAYER	NO.	PLAYER	NO.	PLAYER	NO.	PLAYER	NO.	PLAYER	NO.
B. Baker	13					D. Gardeck	1	B. Murphy Jr.	1
J. Thompson	9					R. Lawrence	1		
Z. Collins	7					M. Wilson	1		
M. Dogbe	5								
M. Wilson	5								

SEPTEMBER 18, 2022  
CARDINALS @ LAS VEGAS RAIDERS  
W 29-23 (OT)

TOP TACKLERS		SACKS		INTS		FORCED FUMBLES		RECOVERED FUMBLES	
PLAYER	NO.	PLAYER	NO.	PLAYER	NO.	PLAYER	NO.	PLAYER	NO.
J. Thompson	10	J. Watt	1.0			Z. Collins	1	B. Murphy Jr.	1
Z. Collins	8					I. Simmons	1		
B. Baker	6								
N. Vigil	5								
D. Gardeck	4								

SEPTEMBER 25, 2022  
CARDINALS VS. LOS ANGELES RAMS  
L 20-12

TOP TACKLERS		SACKS		INTS		FORCED FUMBLES		RECOVERED FUMBLES	
PLAYER	NO.	PLAYER	NO.	PLAYER	NO.	PLAYER	NO.	PLAYER	NO.
B. Baker	8	J. Watt	1.0			B. Baker	1	J. Thompson	1
J. Thompson	7								
Z. Collins	4								
B. Murphy Jr.	4								
Z. Allen	3								

OCTOBER 2, 2022  
CARDINALS @ CAROLINA PANTHERS  
W 26-16

TOP TACKLERS		SACKS		INTS		FORCED FUMBLES		RECOVERED FUMBLES	
PLAYER	NO.	PLAYER	NO.	PLAYER	NO.	PLAYER	NO.	PLAYER	NO.
Z. Collins	8	Z. Allen	1.0	D. Gardeck	1			B. Niemann	1
Z. Allen	6	D. Gardeck	1.0	J. Thompson	1				
B. Baker	5								
M. Golden	4								
B. Niemann	3								

OCTOBER 9, 2022  
CARDINALS VS. PHILADELPHIA EAGLES  
L 20-17

TOP TACKLERS		SACKS		INTS		FORCED FUMBLES		RECOVERED FUMBLES	
PLAYER	NO.	PLAYER	NO.	PLAYER	NO.	PLAYER	NO.	PLAYER	NO.
I. Simmons	13	Z. Allen	1.0						
B. Murphy Jr.	9	B. Murphy Jr.	0.5						
Z. Allen	8	J. Watt	0.5						
M. Wilson	8								
B. Baker	7								

OCTOBER 16, 2022  
CARDINALS @ SEATTLE SEAHAWKS  
L 19-9

TOP TACKLERS		SACKS		INTS		FORCED FUMBLES		RECOVERED FUMBLES	
PLAYER	NO.	PLAYER	NO.	PLAYER	NO.	PLAYER	NO.	PLAYER	NO.
Z. Collins	8	Z. Collins	2.0			E. Turner	1	C. Banjo	1
M. Golden	8	M. Golden	1.0						
J. Thompson	7	M. Sanders	1.0						
B. Baker	6	C. Thomas	1.0						
M. Wilson	6								

OCTOBER 20, 2022  
CARDINALS VS. NEW ORLEANS SAINTS  
W 42-34



# CARDINALS DEFENSIVE SUMMARIES

TOP TACKLERS		SACKS		INTS		FORCED FUMBLES		RECOVERED FUMBLES	
PLAYER	NO.	PLAYER	NO.	PLAYER	NO.	PLAYER	NO.	PLAYER	NO.
Z. Collins	9			A. Hamilton	1				
A. Hamilton	6			I. Simmons	1				
B. Baker	5			M. Wilson	1				
B. Murphy Jr.	5								
I. Simmons	5								

# CARDINALS TURNOVER ANALYSIS



## 2022 REGULAR SEASON - DEFENSIVE TAKEAWAYS

DATE	OPPONENT	TAKEAWAY	QTR.	SCORE	YD-LINE	RESULT
09/11	Kansas City	B. Murphy Jr. FR (D. Gardeck FF)	2	7-20	KC-42	Downs
09/18	at Las Vegas	B. Murphy Jr. FR (I. Simmons FF)	5	29-23	ARZ-41	TD
09/25	L.A. Rams	J. Thompson FR (B. Baker FF)	4	9-20	ARZ-3	FG
10/02	at Carolina	B. Niemann FR (B. Mayfield fumble)	2	0-7	ARZ-35	FG
		J. Thompson INT (B. Mayfield)	2	3-7	ARZ-18	Punt
		D. Gardeck INT (B. Mayfield)	4	13-10	CAR-29	TD
10/09	Philadelphia	None				
10/16	at Seattle	None				
10/20	New Orleans	A. Hamilton INT (A. Dalton: touchback)	1	3-7	ARZ-(-9)	FG
		M. Wilson INT (A. Dalton)	2	20-14	NO-38	TD
		I. Simmons INT (A. Dalton)	2	28-14	ARZ-44	TD
10/30	at Minnesota	--	--	--	--	--
11/06	Seattle	--	--	--	--	--
11/13	at L.A. Rams	--	--	--	--	--
11/21	San Francisco	--	--	--	--	--
11/27	L.A. Chargers	--	--	--	--	--
12/12	New England	--	--	--	--	--
12/18	at Denver	--	--	--	--	--
12/25	Tampa Bay	--	--	--	--	--
01/01	at Atlanta	--	--	--	--	--
01/08	at San Francisco	--	--	--	--	--

## 2022 REGULAR SEASON - OFFENSIVE GIVEAWAYS

DATE	OPPONENT	TAKEAWAY	QTR.	SCORE	YD-LINE	RESULT
09/11	Kansas City	None				
09/18	at Las Vegas	K. Murray INT (A. Robertson)	2	0-17	LV-20	FG
09/25	L.A. Rams	None				
10/02	at Carolina	K. Murray INT (F. Luvu)	2	0-7	ARZ-33	TD
10/09	Philadelphia	K. Murray INT (C. Gardner-Johnson)	1	0-7	PHI-35	Punt
10/16	at Seattle	K. Murray fumble (C. Bryant FF; T. Woolen FR)	3	3-12	SEA-19	Fumble
		K. Murray INT (T. Woolen)	4	9-19	SEA-25	Punt
10/20	New Orleans	None				
10/30	at Minnesota	--	--	--	--	--
11/06	Seattle	--	--	--	--	--
11/13	at L.A. Rams	--	--	--	--	--
11/21	San Francisco	--	--	--	--	--
11/27	L.A. Chargers	--	--	--	--	--
12/12	New England	--	--	--	--	--
12/18	at Denver	--	--	--	--	--
12/25	Tampa Bay	--	--	--	--	--
01/01	at Atlanta	--	--	--	--	--
01/08	at San Francisco	--	--	--	--	--

## 2022 REGULAR SEASON - SPECIAL TEAMS/MISC TAKEAWAYS

DATE	OPPONENT	TAKEAWAY	QTR.	SCORE	YD-LINE	RESULT
10/16	at Seattle	C. Banjo FR (E. Turner FF)	3	9-12	SEA-(-4)	TD

## 2022 REGULAR SEASON - TURNOVERS

<b>Offense:</b>	5 Giveaways 10 Points (1 TD, 1 FG)	<b>Ratio</b> +5 (10 takeaways, 5 giveaways)
<b>Defense:</b>	9 Takeaways 36 Points (4 TD, 3 FG)	
<b>Special Teams:</b>	0 Giveaways 0 Points (0 TD, 0 FG)	<b>Points Off Turnovers Ratio</b> +32 (42 scored, 10 allowed)
	1 Takeaway 6 Points (1 TD, 0 FG)	



# CARDINALS BIG PLAYS

DATE	OPPONENT	RUSHES				RECEPTIONS				RETURNS			
		GAIN	PLAYER	QTR	RESULT	GAIN	PLAYER	QTR	RESULT	GAIN	PLAYER	QTR	RESULT
09/11	Kansas City	10	Kyler Murray	1	Punt	24	Greg Dortch	1	TD	44	Eno Benjamin (KR)	4	TD
		21	Kyler Murray	2	TD	26	Marquise Brown	2	Punt				
		16	Eno Benjamin	3	TD	22	Eno Benjamin	4	TD				
		14	Trace McSorley	4	Game								
09/18	at Las Vegas	10	Kyler Murray	3	TD	21	James Conner	2	INT	59t	Byron Murphy Jr. (FR)	5	Fumble
		30	Darrel Williams	4	Downs	29	Greg Dortch	3	TD				
						24	Marquise Brown	4	TD				
09/25	L.A. Rams	10	James Conner	4	FG	20	Marquise Brown	2	FG				
						30	Greg Dortch	2	FG				
10/02	at Carolina	15	Eno Benjamin	1	Downs	21	Marquise Brown	2	FG				
		13	Darrel Williams	3'	FG	23	Zach Ertz	3	TD				
		10	Kyler Murray	3	FG	23t	Marquise Brown	4	TD				
10/09	Philadelphia	13	James Conner	2	TD	25t	Marquise Brown	2	TD				
		17	James Conner	2	FG	28	Rondale Moore	4	TD				
		13	Kyler Murray	4'	TD								
		11t	Eno Benjamin	4'	TD								
		15	Kyler Murray	4	Miss FG								
10/16	at Seattle	42	Kyler Murray	1	FG	26	Rondale Moore	1	FG				
		15	Kyler Murray	3	Downs	24	Marquise Brown	2	Punt				
		15	Kyler Murray	4	INT	32	Zach Ertz	3	Fumble				
						26	Marquise Brown	4	Downs				
10/20	New Orleans	17	Kyler Murray	1'	FG	31	Rondale Moore	1	FG	38t	Marco Wilson (INT)	2	INT
		45	Eno Benjamin	1'	FG	24	Keaontay Ingram	2	TD	56t	Isaiah Simmons (INT)	2	INT
		11	Kyler Murray	2'	FG					31	Greg Dortch (KR)	4	TD
		11	Keaontay Ingram	3	TD								
		15	Eno Benjamin	4	TD								
10/30	at Minnesota	--	--	--	--	--	--	--	--	--	--	--	
11/06	Seattle	--	--	--	--	--	--	--	--	--	--	--	
11/13	at L.A. Rams	--	--	--	--	--	--	--	--	--	--	--	
11/21	San Francisco	--	--	--	--	--	--	--	--	--	--	--	
11/27	L.A. Chargers	--	--	--	--	--	--	--	--	--	--	--	
12/12	New England	--	--	--	--	--	--	--	--	--	--	--	
12/18	at Denver	--	--	--	--	--	--	--	--	--	--	--	
12/25	Tampa Bay	--	--	--	--	--	--	--	--	--	--	--	
01/01	at Atlanta	--	--	--	--	--	--	--	--	--	--	--	
01/08	at San Francisco	--	--	--	--	--	--	--	--	--	--	--	

' - result within the same drive

# OPPONENT BIG PLAYS



DATE	OPPONENT	RUSHES				RECEPTIONS				RETURNS			
		GAIN	PLAYER	QTR	RESULT	GAIN	PLAYER	QTR	RESULT	GAIN	PLAYER	QTR	RESULT
09/11	Kansas City	18	Clyde Edwards-Helaire	1	TD	25	Clyde Edwards-Helaire	1'	TD				
		18	Jerick McKinnon	3	TD	20	JuJu Smith-Schuster	1'	TD				
		11	Isiah Pacheco	4'	TD	35	Travis Kelce	3'	TD				
		19	Isiah Pacheco	4'	TD	30	Sky Moore	3'	TD				
		22	Isiah Pacheco	4	Punt	26	Travis Kelce	3	TD				
09/18	at Las Vegas	13	Josh Jacobs	1	TD	20	Mack Hollins	1'	TD				
						23	Mack Hollins	1'	TD				
						20	Hunter Renfrow	2'	TD				
						23	Ameer Abdullah	2	TD				
09/25	L.A. Rams	20t	Cooper Kupp	1	TD	28	Kendall Blanton	1'	FG	31	Brandon Powell (KR)	2	Half
		14	Cam Akers	3'	TD	26	Ben Skowronek	1'	FG				
		14t	Cam Akers	3'	TD	26	Tyler Higbee	3	TD				
		12	Cam Akers	4	Fumble	32	Ben Skowronek	4	Fumble				
10/02	at Carolina	10	Christian McCaffrey	1	Punt	34	Christian McCaffrey	4	TD	33t	Frankie Luvu (INT)	2	INT
		10	Christian McCaffrey	2'	INT								
		11	DJ Moore	2	INT								
10/09	Philadelphia	17	Jalen Hurts	2'	TD	22	DeVonta Smith	1'	TD				
		10	Jalen Hurts	2'	TD	20	DeVonta Smith	1'	TD				
		12	Miles Sanders	3'	FG	31	Dallas Goedert	3	Punt				
		13	Jalen Hurts	3'	FG								
		11	Kenneth Gainwell	4	FG								
10/16	at Seattle	17	Kenneth Walker III	1'	FG	22	Marquise Goodwin	2	FG				
		34	Kenneth Walker III	1'	FG								
		24	Geno Smith	2	FG								
		21	Kenneth Walker III	3	FG								
		11t	Kenneth Walker III	4	TD								
10/20	New Orleans	17	Alvin Kamara	1	TD	53t	Rashid Shaheed	1	TD				
		10	Alvin Kamara	1	INT	64	Kevin White	2	TD				
		10	Alvin Kamara	2	INT	41	Chris Olave	3	FG				
		14	Andy Dalton	2	INT	20	Tre'Quan Smith	4	FG				
10/30	at Minnesota	--	--	--	--	--	--	--	--	--	--	--	
11/06	Seattle	--	--	--	--	--	--	--	--	--	--	--	
11/13	at L.A. Rams	--	--	--	--	--	--	--	--	--	--	--	
11/21	San Francisco	--	--	--	--	--	--	--	--	--	--	--	
11/27	L.A. Chargers	--	--	--	--	--	--	--	--	--	--	--	
12/12	New England	--	--	--	--	--	--	--	--	--	--	--	
12/18	at Denver	--	--	--	--	--	--	--	--	--	--	--	
12/25	Tampa Bay	--	--	--	--	--	--	--	--	--	--	--	
01/01	at Atlanta	--	--	--	--	--	--	--	--	--	--	--	
01/08	at San Francisco	--	--	--	--	--	--	--	--	--	--	--	



# CARDINALS SCORING AND TAKEAWAY CHART

DATE	OPPONENT	W/L/T	CARDINALS						OPPONENTS						POINT DIFF	OVERALL RECORD
			1ST	2ND	3RD	4TH	OT	TOTAL	1ST	2ND	3RD	4TH	OT	TOTAL		
9/11	Kansas City	L	0	7	0	14	--	21	14	9	14	7	--	44	-23	0-1
9/18	at Las Vegas	W	0	0	7	16	6	29	7	13	3	0	0	23	+6	1-1
9/25	L.A. Rams	L	0	6	3	3	--	12	10	3	7	0	--	20	-8	1-2
10/2	at Carolina	W	0	3	7	16	--	26	0	10	0	6	--	16	+10	2-2
10/9	Philadelphia	L	0	10	0	7	--	17	7	7	3	3	--	20	-3	2-3
10/16	at Seattle	L	3	0	6	0	--	9	3	6	3	7	--	19	-10	2-4
10/20	New Orleans	W	3	25	7	7	--	42	7	7	3	17	--	34	+8	3-4
10/30	at Minnesota	--	--	--	--	--	--	--	--	--	--	--	--	--	--	--
11/6	Seattle	--	--	--	--	--	--	--	--	--	--	--	--	--	--	--
11/13	at L.A. Rams	--	--	--	--	--	--	--	--	--	--	--	--	--	--	--
11/21	San Francisco	--	--	--	--	--	--	--	--	--	--	--	--	--	--	--
11/27	L.A. Chargers	--	--	--	--	--	--	--	--	--	--	--	--	--	--	--
12/12	New England	--	--	--	--	--	--	--	--	--	--	--	--	--	--	--
12/18	at Denver	--	--	--	--	--	--	--	--	--	--	--	--	--	--	--
12/25	Tampa Bay	--	--	--	--	--	--	--	--	--	--	--	--	--	--	--
1/1	at Atlanta	--	--	--	--	--	--	--	--	--	--	--	--	--	--	--
1/8	at San Francisco	--	--	--	--	--	--	--	--	--	--	--	--	--	--	--
<b>2022 TOTALS</b>		<b>3-4</b>	<b>6</b>	<b>51</b>	<b>30</b>	<b>63</b>	<b>6</b>	<b>156</b>	<b>48</b>	<b>55</b>	<b>33</b>	<b>40</b>	<b>0</b>	<b>176</b>	<b>-20</b>	<b>3-4</b>
<b>AVG/GAME</b>			<b>0.9</b>	<b>7.3</b>	<b>4.3</b>	<b>9.0</b>	<b>6.0</b>	<b>22.3</b>	<b>6.9</b>	<b>7.9</b>	<b>4.7</b>	<b>5.7</b>	<b>0.0</b>	<b>25.1</b>	<b>-2.9</b>	

## 2022 REGULAR SEASON TAKEAWAY/GIVEAWAY CHART

DATE	OPPONENT	ARI +/- RATIO	ARI TAKEAWAYS	POINTS OFF TAKEAWAYS	ARI GIVEAWAYS	POINTS OFF GIVEAWAYS	POINTS OFF TO RATIO
09/11	Kansas City	+1	1 (1 FUM, 0 INT)	0	0 (0 FUM, 0 INT)	0	0
09/18	at Las Vegas	0	1 (1 FUM, 0 INT)	6	1 (0 FUM, 1 INT)	3	+3
09/25	L.A. Rams	+1	1 (1 FUM, 0 INT)	3	0 (0 FUM, 0 INT)	0	+3
10/02	at Carolina	+2	3 (1 FUM, 2 INT)	10	1 (0 FUM, 1 INT)	7	+3
10/09	Philadelphia	-1	0 (0 FUM, 0 INT)	0	1 (0 FUM, 1 INT)	0	0
10/16	at Seattle	-1	1 (1 FUM, 0 INT)	6	2 (1 FUM, 1 INT)	0	+6
10/20	New Orleans	+3	3 (0 FUM, 3 INT)	17	0 (0 FUM, 0 INT)	0	+17
10/30	at Minnesota	--	--	--	--	--	--
11/06	Seattle	--	--	--	--	--	--
11/13	at L.A. Rams	--	--	--	--	--	--
11/21	San Francisco	--	--	--	--	--	--
11/27	L.A. Chargers	--	--	--	--	--	--
12/12	New England	--	--	--	--	--	--
12/18	at Denver	--	--	--	--	--	--
12/25	Tampa Bay	--	--	--	--	--	--
01/01	at Atlanta	--	--	--	--	--	--
01/08	at San Francisco	--	--	--	--	--	--
<b>TOTALS</b>		<b>+5</b>	<b>10 (5 FUM, 5 INT)</b>	<b>42</b>	<b>5 (1 FUM, 4 INT)</b>	<b>10</b>	<b>+32</b>

# POSSESSION BREAKDOWN



DATE	OPPONENT	STARTING QB	POSS	TD	PAT	2-PT	M-2PT	FG	FGA	FGM	BK-FG	PUNT	INT	FUM	SAF	DWNS	HF	GM	PTS	TD%	SCORE%	PTS/POSS
9/11	Kansas City	K. Murray	11	3	2	2	1	0	0	0	0	5	0	0	0	1	1	1	21	27.3	27.3	1.91
9/18	at Las Vegas	K. Murray	9	3	3	2	2	0	0	0	0	3	1	0	0	2	0	0	23	33.3	33.3	2.56
9/25	L.A. Rams	K. Murray	9	0	0	0	0	4	4	0	0	4	0	0	0	1	0	0	12	0.0	44.4	1.33
10/2	at Carolina	K. Murray	12	3	2	1	0	2	2	0	0	3	1	0	0	2	0	1	26	25.0	41.7	2.17
10/9	Philadelphia	K. Murray	9	2	2	0	0	1	2	1	0	4	1	0	0	0	0	0	17	22.2	33.3	1.89
10/16	at Seattle	K. Murray	11	0	0	0	0	1	1	0	0	4	1	1	0	3	0	1	3	0.0	9.1	0.27
10/20	New Orleans	K. Murray	10	3	4	2	2	2	2	0	0	4	0	0	0	0	0	1	28	30.0	50.0	2.80
10/30	at Minnesota	--	--	--	--	--	--	--	--	--	--	--	--	--	--	--	--	--	--	--	--	--
11/6	Seattle	--	--	--	--	--	--	--	--	--	--	--	--	--	--	--	--	--	--	--	--	--
11/13	at L.A. Rams	--	--	--	--	--	--	--	--	--	--	--	--	--	--	--	--	--	--	--	--	--
11/21	San Francisco	--	--	--	--	--	--	--	--	--	--	--	--	--	--	--	--	--	--	--	--	--
11/27	L.A. Chargers	--	--	--	--	--	--	--	--	--	--	--	--	--	--	--	--	--	--	--	--	--
12/12	New England	--	--	--	--	--	--	--	--	--	--	--	--	--	--	--	--	--	--	--	--	--
12/18	at Denver	--	--	--	--	--	--	--	--	--	--	--	--	--	--	--	--	--	--	--	--	--
12/25	Tampa Bay	--	--	--	--	--	--	--	--	--	--	--	--	--	--	--	--	--	--	--	--	--
1/1	at Atlanta	--	--	--	--	--	--	--	--	--	--	--	--	--	--	--	--	--	--	--	--	--
1/8	at San Francisco	--	--	--	--	--	--	--	--	--	--	--	--	--	--	--	--	--	--	--	--	--
<b>2022 TOTALS</b>			<b>71</b>	<b>14</b>	<b>13</b>	<b>7</b>	<b>5</b>	<b>10</b>	<b>11</b>	<b>1</b>	<b>0</b>	<b>27</b>	<b>4</b>	<b>1</b>	<b>0</b>	<b>9</b>	<b>1</b>	<b>4</b>	<b>130</b>	<b>19.7</b>	<b>33.8</b>	<b>1.83</b>

DATE	OPPONENT	STARTING QB	POSS	TD	PAT	2-PT	M-2PT	FG	FGA	FGM	BK-FG	PUNT	INT	FUM	SAF	DWNS	HF	GM	PTS	TD%	SCORE%	PTS/POSS
9/11	Kansas City	P. Mahomes	10	6	5	0	0	1	1	0	0	2	0	1	0	0	0	0	44	60.0	70.0	4.40
9/18	at Las Vegas	D. Carr	9	2	2	0	0	3	3	0	0	3	0	1	0	0	0	0	23	22.2	55.6	2.56
9/25	L.A. Rams	M. Stafford	10	2	2	0	0	2	2	0	0	3	0	1	0	0	1	1	20	20.0	40.0	2.00
10/2	at Carolina	B. Mayfield	11	1	1	1	0	1	1	0	0	4	2	1	0	2	0	0	9	9.1	18.2	0.82
10/9	Philadelphia	J. Hurts	9	2	2	0	0	2	2	0	0	4	0	0	0	0	0	1	20	22.2	44.4	2.22
10/16	at Seattle	G. Smith	12	1	1	0	0	4	4	0	0	6	0	1	0	0	0	0	19	8.3	41.7	1.58
10/20	New Orleans	A. Dalton	12	4	4	0	0	2	2	0	0	2	3	0	0	0	1	0	34	33.3	50.0	2.83
10/30	at Minnesota	--	--	--	--	--	--	--	--	--	--	--	--	--	--	--	--	--	--	--	--	--
11/6	Seattle	--	--	--	--	--	--	--	--	--	--	--	--	--	--	--	--	--	--	--	--	--
11/13	at L.A. Rams	--	--	--	--	--	--	--	--	--	--	--	--	--	--	--	--	--	--	--	--	--
11/21	San Francisco	--	--	--	--	--	--	--	--	--	--	--	--	--	--	--	--	--	--	--	--	--
11/27	L.A. Chargers	--	--	--	--	--	--	--	--	--	--	--	--	--	--	--	--	--	--	--	--	--
12/12	New England	--	--	--	--	--	--	--	--	--	--	--	--	--	--	--	--	--	--	--	--	--
12/18	at Denver	--	--	--	--	--	--	--	--	--	--	--	--	--	--	--	--	--	--	--	--	--
12/25	Tampa Bay	--	--	--	--	--	--	--	--	--	--	--	--	--	--	--	--	--	--	--	--	--
1/1	at Atlanta	--	--	--	--	--	--	--	--	--	--	--	--	--	--	--	--	--	--	--	--	--
1/8	at San Francisco	--	--	--	--	--	--	--	--	--	--	--	--	--	--	--	--	--	--	--	--	--
<b>2022 TOTALS</b>			<b>73</b>	<b>18</b>	<b>17</b>	<b>1</b>	<b>0</b>	<b>15</b>	<b>15</b>	<b>0</b>	<b>0</b>	<b>24</b>	<b>5</b>	<b>5</b>	<b>0</b>	<b>2</b>	<b>2</b>	<b>2</b>	<b>169</b>	<b>24.7</b>	<b>45.2</b>	<b>2.32</b>



# THIRD DOWN EFFICIENCY ANALYSIS

## CARDINALS 2022 REGULAR SEASON THIRD DOWN EFFICIENCY

### CARDINALS

Date	Opponent	3rd & 1	3rd & 2	3rd & 3	3rd & 4	3rd & 5	3rd & 6	3rd & 7	3rd & 8	3rd & 9	3rd & 10+	Total
09/11	Kansas City	1/2	0/0	0/1	0/1	1/4	0/1	0/0	0/0	1/1	0/2	3/12
09/18	at Las Vegas	1/3	0/1	0/1	0/2	1/2	1/1	0/0	0/0	0/1	0/2	3/13
09/25	L.A. Rams	1/3	2/3	1/1	0/1	0/1	0/0	0/0	0/1	0/1	2/7	6/18
10/02	at Carolina	3/3	2/3	1/1	0/1	0/1	0/3	0/0	0/0	0/1	0/2	6/15
10/09	Philadelphia	2/3	0/0	2/2	0/1	1/1	1/1	0/1	1/1	0/1	1/3	8/14
10/16	at Seattle	0/0	0/0	0/2	1/1	0/1	2/5	1/1	0/1	0/0	0/5	4/16
10/20	New Orleans	0/0	0/0	1/1	0/0	0/2	0/1	0/1	1/1	0/1	1/3	3/10
10/30	at Minnesota	--	--	--	--	--	--	--	--	--	--	--
11/06	Seattle	--	--	--	--	--	--	--	--	--	--	--
11/13	at L.A. Rams	--	--	--	--	--	--	--	--	--	--	--
11/21	San Francisco	--	--	--	--	--	--	--	--	--	--	--
11/27	L.A. Chargers	--	--	--	--	--	--	--	--	--	--	--
12/12	New England	--	--	--	--	--	--	--	--	--	--	--
12/18	at Denver	--	--	--	--	--	--	--	--	--	--	--
12/25	Tampa Bay	--	--	--	--	--	--	--	--	--	--	--
01/01	at Atlanta	--	--	--	--	--	--	--	--	--	--	--
01/08	at San Francisco	--	--	--	--	--	--	--	--	--	--	--
<b>TOTALS</b>		<b>8 / 14</b>	<b>4 / 7</b>	<b>5 / 9</b>	<b>1 / 7</b>	<b>3 / 12</b>	<b>4 / 12</b>	<b>1 / 3</b>	<b>2 / 4</b>	<b>1 / 6</b>	<b>4 / 24</b>	<b>33 / 98</b>
		<b>57.1%</b>	<b>57.1%</b>	<b>55.6%</b>	<b>14.3%</b>	<b>25.0%</b>	<b>33.3%</b>	<b>33.3%</b>	<b>50.0%</b>	<b>16.7%</b>	<b>16.7%</b>	<b>33.7%</b>
		<b>3RD &amp; 1-3: 17 / 30 = 56.7%</b>			<b>3RD &amp; 4-6: 8 / 31 = 25.8%</b>			<b>3RD &amp; 7-10+: 8 / 37 = 21.6%</b>				

## OPPONENT 2022 REGULAR SEASON THIRD DOWN EFFICIENCY

### OPPONENT

Date	Opponent	3rd & 1	3rd & 2	3rd & 3	3rd & 4	3rd & 5	3rd & 6	3rd & 7	3rd & 8	3rd & 9	3rd & 10+	Total
09/11	Kansas City	0/0	2/2	0/1	0/1	0/0	1/1	1/1	0/0	0/0	1/2	5/8
09/18	at Las Vegas	1/1	0/0	1/1	0/0	0/1	1/1	0/1	0/0	0/1	3/5	6/11
09/25	L.A. Rams	1/1	0/0	1/1	0/1	0/1	0/0	0/1	0/0	0/0	1/3	3/8
10/02	at Carolina	1/2	0/1	0/0	0/0	0/2	0/0	1/2	0/0	0/0	0/3	2/10
10/09	Philadelphia	3/4	0/1	1/1	0/0	0/1	0/0	0/1	0/1	0/0	2/4	6/13
10/16	at Seattle	1/2	0/1	0/0	1/1	1/1	1/2	0/1	0/1	0/0	0/5	4/14
10/20	New Orleans	2/2	1/1	0/1	0/0	1/1	0/0	0/2	0/1	1/2	1/3	6/13
10/30	at Minnesota	--	--	--	--	--	--	--	--	--	--	--
11/06	Seattle	--	--	--	--	--	--	--	--	--	--	--
11/13	at L.A. Rams	--	--	--	--	--	--	--	--	--	--	--
11/21	San Francisco	--	--	--	--	--	--	--	--	--	--	--
11/27	L.A. Chargers	--	--	--	--	--	--	--	--	--	--	--
12/12	New England	--	--	--	--	--	--	--	--	--	--	--
12/18	at Denver	--	--	--	--	--	--	--	--	--	--	--
12/25	Tampa Bay	--	--	--	--	--	--	--	--	--	--	--
01/01	at Atlanta	--	--	--	--	--	--	--	--	--	--	--
01/08	at San Francisco	--	--	--	--	--	--	--	--	--	--	--
<b>TOTALS</b>		<b>9 / 12</b>	<b>3 / 6</b>	<b>3 / 5</b>	<b>1 / 3</b>	<b>2 / 7</b>	<b>3 / 4</b>	<b>2 / 9</b>	<b>0 / 3</b>	<b>1 / 3</b>	<b>8 / 25</b>	<b>32 / 77</b>
		<b>75.0%</b>	<b>50.0%</b>	<b>60.0%</b>	<b>33.3%</b>	<b>28.6%</b>	<b>75.0%</b>	<b>22.2%</b>	<b>0.0%</b>	<b>33.3%</b>	<b>32.0%</b>	<b>41.6%</b>
		<b>3RD &amp; 1-3: 15 / 23 = 65.2%</b>			<b>3RD &amp; 4-6: 6 / 14 = 42.9%</b>			<b>3RD &amp; 7-10+: 11 / 40 = 27.5%</b>				



# RED ZONE BREAKDOWN



## CARDINALS

Date	Opponent	Pos	TD	PAT	2-Pt.	Miss		Blk/				Drive Ends					Score		
						PAT	FG	FGA	MFG	INT	Fum	Dwns	Half	Game	Pts	TD%	Pct.	Pts/Poss	
09/11	Kansas City	3	3	1	1	0	0	0	0	0	0	0	0	0	0	21	100.0	100.0	7.0
09/18	at Las Vegas	4	3	1	2	0	0	0	0	0	0	0	1	0	0	23	75.0	75.0	5.8
09/25	L.A. Rams	2	0	0	0	0	2	2	0	0	0	0	0	0	0	6	0.0	100.0	3.0
10/02	at Carolina	5	2	2	0	0	2	2	0	0	0	1	0	0	0	20	40.0	80.0	4.0
10/09	Philadelphia	2	1	1	0	0	1	1	0	0	0	0	0	0	0	10	50.0	100.0	5.0
10/16	at Seattle	2	0	0	0	0	1	1	0	0	0	1	0	0	0	3	0.0	50.0	1.5
10/20	New Orleans	4	3	2	1	0	1	1	0	0	0	0	0	0	0	25	75.0	100.0	6.3
10/30	at Minnesota	--	--	--	--	--	--	--	--	--	--	--	--	--	--	--	--	--	--
11/06	Seattle	--	--	--	--	--	--	--	--	--	--	--	--	--	--	--	--	--	--
11/13	at L.A. Rams	--	--	--	--	--	--	--	--	--	--	--	--	--	--	--	--	--	--
11/21	San Francisco	--	--	--	--	--	--	--	--	--	--	--	--	--	--	--	--	--	--
11/27	L.A. Chargers	--	--	--	--	--	--	--	--	--	--	--	--	--	--	--	--	--	--
12/12	New England	--	--	--	--	--	--	--	--	--	--	--	--	--	--	--	--	--	--
12/18	at Denver	--	--	--	--	--	--	--	--	--	--	--	--	--	--	--	--	--	--
12/25	Tampa Bay	--	--	--	--	--	--	--	--	--	--	--	--	--	--	--	--	--	--
01/01	at Atlanta	--	--	--	--	--	--	--	--	--	--	--	--	--	--	--	--	--	--
01/08	at San Francisco	--	--	--	--	--	--	--	--	--	--	--	--	--	--	--	--	--	--
<b>TOTALS</b>		<b>22</b>	<b>12</b>	<b>7</b>	<b>4</b>	<b>0</b>	<b>7</b>	<b>7</b>	<b>0</b>	<b>0</b>	<b>0</b>	<b>3</b>	<b>0</b>	<b>0</b>	<b>108</b>	<b>54.5</b>	<b>86.4</b>	<b>4.9</b>	

## OPPONENT

Date	Opponent	Pos	TD	PAT	2-Pt.	Miss		Blk/				Drive Ends					Score		
						PAT	FG	FGA	MFG	INT	Fum	Dwns	Half	Game	Pts	TD%	Pct.	Pts/Poss	
09/11	Kansas City	6	6	5	0	1	0	0	0	0	0	0	0	0	0	41	100.0	100.0	6.8
09/18	at Las Vegas	4	2	2	0	0	2	2	0	0	0	0	0	0	0	20	50.0	100.0	5.0
09/25	L.A. Rams	3	1	1	0	0	1	1	0	0	1	0	0	0	0	10	33.3	66.7	3.3
10/02	at Carolina	1	1	0	0	0	0	0	0	0	0	0	0	0	0	6	100.0	100.0	6.0
10/09	Philadelphia	4	2	2	0	0	2	2	0	0	0	0	0	0	0	20	50.0	100.0	5.0
10/16	at Seattle	5	1	1	0	0	4	4	0	0	0	0	0	0	0	19	20.0	100.0	3.8
10/20	New Orleans	5	3	3	0	0	1	1	0	1	0	0	0	0	0	24	60.0	80.0	4.8
10/30	at Minnesota	--	--	--	--	--	--	--	--	--	--	--	--	--	--	--	--	--	--
11/06	Seattle	--	--	--	--	--	--	--	--	--	--	--	--	--	--	--	--	--	--
11/13	at L.A. Rams	--	--	--	--	--	--	--	--	--	--	--	--	--	--	--	--	--	--
11/21	San Francisco	--	--	--	--	--	--	--	--	--	--	--	--	--	--	--	--	--	--
11/27	L.A. Chargers	--	--	--	--	--	--	--	--	--	--	--	--	--	--	--	--	--	--
12/12	New England	--	--	--	--	--	--	--	--	--	--	--	--	--	--	--	--	--	--
12/18	at Denver	--	--	--	--	--	--	--	--	--	--	--	--	--	--	--	--	--	--
12/25	Tampa Bay	--	--	--	--	--	--	--	--	--	--	--	--	--	--	--	--	--	--
01/01	at Atlanta	--	--	--	--	--	--	--	--	--	--	--	--	--	--	--	--	--	--
01/08	at San Francisco	--	--	--	--	--	--	--	--	--	--	--	--	--	--	--	--	--	--
<b>TOTALS</b>		<b>28</b>	<b>16</b>	<b>14</b>	<b>0</b>	<b>1</b>	<b>10</b>	<b>10</b>	<b>0</b>	<b>1</b>	<b>1</b>	<b>0</b>	<b>0</b>	<b>0</b>	<b>140</b>	<b>57.1</b>	<b>92.9</b>	<b>5.0</b>	



# CARDINALS HIGHS AND LOWS

HIGH	DATE	OPPONENT	OFFENSIVE CATEGORY	OPPONENT	DATE	LOW
42	10/20	vs. New Orleans	Points	at Seattle	10/16	9
25	10/20	vs. New Orleans	Points in a Quarter	vs. Kansas City	9/11	0
				at Las Vegas	9/18	
				vs. L.A. Rams	9/25	
				at Carolina	10/2	
				vs. Philadelphia	10/9	
				at Seattle	10/16	
28	10/20	vs. New Orleans	Points in a Half	at Las Vegas	9/18	0
5	10/20	vs. New Orleans	Total Touchdowns	vs. L.A. Rams	9/25	0
81	9/25	vs. L.A. Rams	Total Plays	vs. New Orleans	10/20	60
413	9/18	at Las Vegas	Total Net Yards	vs. Kansas City	9/11	282
28	9/18	at Las Vegas	Total First Downs	at Seattle	10/16	15
11	9/18	at Las Vegas	First Downs Rushing	at Seattle	10/16	5
16	10/9	vs. Philadelphia	First Downs Passing	vs. New Orleans	10/20	9
4	9/18	at Las Vegas	First Down Penalties	vs. Kansas City	9/11	0
				vs. L.A. Rams	9/25	
				vs. Philadelphia	10/9	
				at Seattle	10/16	
57.1%	10/9	vs. Philadelphia	Third Down Efficiency	at Las Vegas	9/18	23.1%
5.4	10/20	vs. New Orleans	Average Yards Per Play	at Seattle	10/16	4.4
144	10/16	at Seattle	Total Net Yards Rushing	vs. L.A. Rams	9/25	70
37	10/2	at Carolina	Rushing Attempts	vs. L.A. Rams	9/25	21
5.1	9/18	at Las Vegas	Rushing Average Yards	vs. L.A. Rams	9/25	3.3
2	9/18	at Las Vegas	Rushing Touchdowns	vs. L.A. Rams	9/25	0
				at Seattle	10/16	
				vs. New Orleans	10/20	
295	9/25	vs. L.A. Rams	Total Net Yards Passing	at Seattle	10/16	171
58	9/25	vs. L.A. Rams	Passing Attempts	vs. New Orleans	10/20	29
37	9/25	vs. L.A. Rams	Passing Completions	vs. New Orleans	10/20	20
2	9/11	vs. Kansas City	Passing Touchdowns	vs. L.A. Rams	9/25	0
				at Carolina	10/2	
				at Seattle	10/16	
6.2	10/2	at Carolina	Passing Yards Average	at Seattle	10/16	4
1	9/18	at Las Vegas	Passes Thrown for Interception	vs. Kansas City	9/11	0
				at Carolina	10/2	
				vs. Philadelphia	10/9	
				at Seattle	10/16	
6	10/16	at Seattle	Times Sacked	at Las Vegas	9/18	1
				at Carolina	10/2	
				vs. Philadelphia	10/9	
6	10/16	at Seattle	QB Sacks	at Las Vegas	9/18	1
				at Carolina	10/2	
				vs. Philadelphia	10/9	
51	10/16	at Seattle	Sack Yards Lost	at Carolina	10/2	1
5	9/11	vs. Kansas City	Total Punts	at Las Vegas	9/18	3
				at Carolina	10/2	
255	9/11	vs. Kansas City	Total Punt Yards	at Las Vegas	9/18	136
56.7	10/2	at Carolina	Punt Gross Average Yards	vs. L.A. Rams	9/25	40
43.5	10/9	vs. Philadelphia	Punt Net Average Yards	vs. L.A. Rams	9/25	29
3	9/25	vs. L.A. Rams	Punt Returns	vs. New Orleans	10/20	0
21	9/18	at Las Vegas	Punt Return Yards	vs. Kansas City	9/11	-1
10.5	9/18	at Las Vegas	Punt Return Yards Average	vs. Kansas City	9/11	-1.0
2	9/11	vs. Kansas City	Kickoff Returns	vs. L.A. Rams	9/25	0
68	9/11	vs. Kansas City	Kickoff Return Yards	vs. L.A. Rams	9/25	0
12	9/18	at Las Vegas	Total Penalties	vs. Philadelphia	10/9	2
120	9/18	at Las Vegas	Penalty Yards	vs. Philadelphia	10/9	15
3	9/11	vs. Kansas City	Total Fumbles	at Las Vegas	9/18	0
				vs. Philadelphia	10/9	
1	10/16	at Seattle	Fumbles Lost	vs. Kansas City	9/11	0
				at Las Vegas	9/18	
				vs. L.A. Rams	9/25	
				at Carolina	10/2	
				vs. Philadelphia	10/9	
				vs. New Orleans	10/20	
38:35	10/2	at Carolina	Time of Possession	vs. Kansas City	9/11	25:18
2	10/16	at Seattle	Turnovers	vs. Kansas City	9/11	0
				vs. L.A. Rams	9/25	
				vs. New Orleans	10/20	

# CARDINALS HIGHS AND LOWS



HIGH	DATE	OPPONENT	DEFENSIVE CATEGORY	OPPONENT	DATE	LOW
44	9/11	vs. Kansas City	Points	at Carolina	10/2	16
17	10/20	vs. New Orleans	Points in a Quarter	at Las Vegas	9/18	0
23	9/11	vs. Kansas City	Points in a Half	vs. L.A. Rams	9/25	
6	9/11	vs. Kansas City	Total Touchdowns	at Carolina	10/2	
71	10/9	vs. Philadelphia	Total Plays	at Las Vegas	9/18	3
	10/20	vs. New Orleans		at Seattle	10/16	1
494	10/20	vs. New Orleans	Total Net Yards	vs. L.A. Rams	9/25	46
33	9/11	vs. Kansas City	Total First Downs	at Carolina	10/2	220
12	10/9	vs. Philadelphia	First Downs Rushing	at Carolina	10/2	11
22	9/11	vs. Kansas City	First Downs Passing	at Carolina	10/2	3
4	9/11	vs. Kansas City	First Down Penalties	vs. L.A. Rams	9/25	8
				at Carolina	10/2	0
				vs. Philadelphia	10/9	
62.5%	9/11	vs. Kansas City	Third Down Efficiency	at Carolina	10/2	20.0%
7.4	9/11	vs. Kansas City	Average Yards Per Play	at Carolina	10/2	4.3
	9/25	vs. L.A. Rams				
139	10/9	vs. Philadelphia	Total Net Yards Rushing	at Carolina	10/2	40
33	10/9	vs. Philadelphia	Rushing Attempts	at Carolina	10/2	13
5	9/25	vs. L.A. Rams	Rushing Average Yards	at Carolina	10/2	3.1
2	9/25	vs. L.A. Rams	Rushing Touchdowns	at Las Vegas	9/18	0
	10/9	vs. Philadelphia		at Carolina	10/2	
				vs. New Orleans	10/20	
409	10/20	vs. New Orleans	Total Net Yards Passing	at Seattle	10/16	160
49	10/20	vs. New Orleans	Passing Attempts	vs. L.A. Rams	9/25	25
32	10/20	vs. New Orleans	Passing Completions	vs. L.A. Rams	9/25	18
5	9/11	vs. Kansas City	Passing Touchdowns	vs. L.A. Rams	9/25	0
				vs. Philadelphia	10/9	
				at Seattle	10/16	
9.2	9/11	vs. Kansas City	Passing Yards Average	at Seattle	10/16	4.4
	9/25	vs. L.A. Rams				
3	10/20	vs. New Orleans	Passes Thrown for Interception	vs. Kansas City	9/11	0
				at Las Vegas	9/18	
				vs. L.A. Rams	9/25	
				vs. Philadelphia	10/9	
				at Seattle	10/16	
5	10/16	at Seattle	Times Sacked	vs. Kansas City	9/11	0
				vs. New Orleans	10/20	
5	10/16	at Seattle	QB Sacks	vs. Kansas City	9/11	0
				vs. New Orleans	10/20	
37	10/16	at Seattle	Sack Yards Lost	vs. Kansas City	9/11	0
				vs. New Orleans	10/20	
6	10/16	at Seattle	Total Punts	vs. Kansas City	9/11	2
				vs. New Orleans	10/20	
293	10/16	at Seattle	Total Punt Yards	vs. New Orleans	10/20	94
54	9/11	vs. Kansas City	Punt Gross Average Yards	vs. L.A. Rams	9/25	45
49.3	10/2	at Carolina	Punt Net Average Yards	vs. L.A. Rams	9/25	41
5	9/11	vs. Kansas City	Punt Returns	at Las Vegas	9/18	0
44	9/11	vs. Kansas City	Punt Return Yards	at Las Vegas	9/18	0
	9/25	vs. L.A. Rams				
14.0	10/2	at Carolina	Punt Return Yards Average	at Las Vegas	9/18	0.0
	10/20	vs. New Orleans				
4	10/2	at Carolina	Kickoff Returns	at Las Vegas	9/18	0
				vs. Philadelphia	10/9	
				at Seattle	10/16	
62	10/2	at Carolina	Kickoff Return Yards	at Las Vegas	9/18	0
				vs. Philadelphia	10/9	
				at Seattle	10/16	
10	9/18	at Las Vegas	Total Penalties	vs. Kansas City	9/11	3
				vs. Philadelphia	10/9	
76	10/2	at Carolina	Penalty Yards	vs. Kansas City	9/11	25
5	9/11	vs. Kansas City	Total Fumbles	vs. New Orleans	10/20	0
1	9/11	vs. Kansas City	Fumbles Lost	vs. Philadelphia	10/9	0
	9/18	at Las Vegas		vs. New Orleans	10/20	
	9/25	vs. L.A. Rams				
	10/2	at Carolina				
	10/16	at Seattle				
34:42	9/11	vs. Kansas City	Time of Possession	at Carolina	10/2	21:25
3	10/2	at Carolina	Turnovers	vs. Philadelphia	10/9	0
	10/20	vs. New Orleans				



# CARDINALS SUPERLATIVES

## 2022 REGULAR SEASON CARDINALS INDIVIDUAL SINGLE-GAME HIGHS

			OPPONENT	DATE
<b>Touchdowns</b>	1	Eno Benjamin	vs. Saints	10/20
		Greg Dortch	vs. Saints	10/20
		Keaontay Ingram	vs. Saints	10/20
		Eno Benjamin	vs. Eagles	10/09
		Marquise Brown	vs. Eagles	10/09
		Marquise Brown	at Panthers	10/02
		Zach Ertz	at Panthers	10/02
		Kyler Murray	at Panthers	10/02
		Greg Dortch	at Raiders	09/18
		Kyler Murray	at Raiders	09/18
		Darrel Williams	at Raiders	09/18
		Marquise Brown	vs. Chiefs	09/11
		James Conner	vs. Chiefs	09/11
		Zach Ertz	vs. Chiefs	09/11
<b>Passes Attempted</b>	58	Kyler Murray	vs. Rams	09/25
<b>Passes Completed</b>	37	Kyler Murray	vs. Rams	09/25
<b>Completion Percentage</b>	71.8	Kyler Murray	at Panthers	10/02
<b>Passing Yards</b>	314	Kyler Murray	vs. Rams	09/25
<b>Yards Per Attempt</b>	7.0	Kyler Murray	vs. Saints	10/20
<b>Touchdown Passes</b>	2	Kyler Murray	at Panthers	10/02
		Kyler Murray	vs. Chiefs	09/11
<b>Pass Receptions</b>	14	Marquise Brown	vs. Rams	09/25
<b>Receiving Yards</b>	140	Marquise Brown	vs. Rams	09/25
<b>Touchdown Receptions</b>	1	Greg Dortch	vs. Saints	10/20
		Marquise Brown	vs. Eagles	10/09
		Marquise Brown	at Panthers	10/02
		Zach Ertz	at Panthers	10/02
		Greg Dortch	at Raiders	09/18
		Marquise Brown	vs. Chiefs	09/11
		Zach Ertz	vs. Chiefs	09/11
<b>Rushing Yards</b>	100	Kyler Murray	at Seahawks	10/16
<b>Rushing Attempts</b>	15	Eno Benjamin	at Seahawks	10/16
		James Conner	at Panthers	10/02
<b>Rushing Average</b>	10.0	Kyler Murray	at Seahawks	10/16
<b>Rushing Touchdowns</b>	1	Eno Benjamin	vs. Saints	10/20
		Keaontay Ingram	vs. Saints	10/20
		Eno Benjamin	vs. Eagles	10/09
		Kyler Murray	at Panthers	10/02
		Kyler Murray	at Raiders	09/18
		Darrel Williams	at Raiders	09/18
		James Conner	vs. Chiefs	09/11
<b>Yards From Scrimmage</b>	140	Marquise Brown	vs. Rams	09/25
<b>Combined Net Yards</b>	140	Marquise Brown	vs. Rams	09/25
<b>Interceptions Made</b>	1	Antonio Hamilton	vs. Saints	10/20
		Isaiah Simmons	vs. Saints	10/20
		Marco Wilson	vs. Saints	10/20
		Jalen Thompson	vs. Eagles	10/09
		Dennis Gardeck	at Panthers	10/02
		Jalen Thompson	at Panthers	10/02
<b>Interceptions Thrown</b>	1	Kyler Murray	at Seahawks	10/16
		Kyler Murray	vs. Eagles	10/09
		Kyler Murray	at Panthers	10/02
		Kyler Murray	at Raiders	09/18
<b>INT Return Yards</b>	56	Isaiah Simmons	vs. Saints	10/20
<b>Tackles</b>	13	Isaiah Simmons	vs. Eagles	10/09
		Budda Baker	vs. Chiefs	09/11
<b>Sacks</b>	2.0	Zaven Collins	at Seahawks	10/16
<b>Punts</b>	5	Andy Lee	vs. Chiefs	09/11
<b>Punts Inside the 20</b>	2	Andy Lee	vs. Eagles	10/09
<b>Punting Average</b>	56.7	Andy Lee	at Panthers	10/02
<b>Punt Returns</b>	3	Greg Dortch	at Seahawks	10/16
		Greg Dortch	at Panthers	10/02
		Greg Dortch	vs. Rams	09/25
<b>Punt Return Yards</b>	21	Greg Dortch	at Raiders	09/18
<b>Kickoff Returns</b>	2	Greg Dortch	vs. Saints	10/20
		Greg Dortch	at Seahawks	10/16
		Eno Benjamin	at Panthers	10/02
		Eno Benjamin	at Raiders	09/18
		Eno Benjamin	vs. Chiefs	09/11
<b>Kickoff Return Yards</b>	68	Eno Benjamin	vs. Chiefs	09/11
<b>Field Goals Attempted</b>	4	Matt Prater	vs. Rams	09/25
<b>Field Goals Made</b>	4	Matt Prater	vs. Rams	09/25

## 2022 REGULAR SEASON ARIZONA CARDINALS LONGEST PLAYS

			OPPONENT	DATE
<b>Run From Scrimmage</b>	45	Eno Benjamin	vs. Saints	10/20
<b>Touchdown Run</b>	11	Eno Benjamin	vs. Eagles	10/09
<b>Passing Long</b>	32	Kyler Murray	at Seahawks	10/16
<b>Touchdown Pass Long</b>	25	Kyler Murray	vs. Eagles	10/09
<b>Pass Reception</b>	32	Zach Ertz	at Seahawks	10/16
<b>Touchdown Reception</b>	25	Marquise Brown	vs. Eagles	10/09
<b>Interception Return</b>	56	Isaiah Simmons	vs. Saints	10/20
<b>Longest INT Return for TD</b>	56	Isaiah Simmons	vs. Saints	10/20
<b>Longest Opponent's Fumble Return</b>	59	Byron Murphy Jr.	at Raiders	09/18
<b>Punt Return</b>	18	Greg Dortch	at Raiders	09/18
<b>Kickoff Return</b>	44	Eno Benjamin	vs. Chiefs	09/11
<b>Punt</b>	62	Andy Lee	at Panthers	10/02
<b>Field Goal</b>	50	Rodrigo Blankenship	vs. Saints	10/20
<b>Field Goal Attempt</b>	50	Rodrigo Blankenship	vs. Saints	10/20



## 2022 REGULAR SEASON OPPONENTS INDIVIDUAL SINGLE-GAME HIGHS

## OPPONENT DATE

<b>Touchdowns</b>	2	Juwan Johnson	vs. Saints	10/20
		Jalen Hurts	vs. Eagles	10/09
		Clyde Edwards-Helaire	vs. Chiefs	09/11
<b>Passes Attempted</b>	47	Andy Dalton	vs. Saints	10/20
<b>Passes Completed</b>	30	Andy Dalton	vs. Saints	10/20
		Patrick Mahomes	vs. Chiefs	09/11
<b>Completion Percentage</b>	76.9	Patrick Mahomes	vs. Chiefs	09/11
<b>Passing Yards</b>	361	Andy Dalton	vs. Saints	10/20
<b>Yards Per Attempt</b>	10.0	Matthew Stafford	vs. Rams	09/25
<b>Touchdown Passes</b>	5	Patrick Mahomes	vs. Chiefs	09/11
<b>Pass Receptions</b>	10	DeVonta Smith	vs. Eagles	10/09
<b>Receiving Yards</b>	121	Travis Kelce	vs. Chiefs	09/11
<b>Touchdown Receptions</b>	2	Juwan Johnson	vs. Saints	10/20
		Clyde Edwards-Helaire	vs. Chiefs	09/11
<b>Rushing Yards</b>	97	Kenneth Walker III	at Seahawks	10/16
<b>Rushing Attempts</b>	21	Kenneth Walker III	at Seahawks	10/16
<b>Rushing Average</b>	8.0	Geno Smith	at Seahawks	10/16
<b>Rushing Touchdowns</b>	2	Jalen Hurts	vs. Eagles	10/09
<b>Yards From Scrimmage</b>	121	Travis Kelce	vs. Chiefs	09/11
<b>Combined Net Yards</b>	121	Travis Kelce	vs. Chiefs	09/11
<b>Interceptions Made</b>	1	Tariq Woolen	at Seahawks	10/16
		Chauncey Gardner-Johnson	vs. Eagles	10/09
		Frankie Luvu	at Panthers	10/02
		Amik Robertson	at Raiders	09/18
<b>Interceptions Thrown</b>	3	Andy Dalton	vs. Saints	10/20
<b>INT Return Yards</b>	33	Frankie Luvu	at Panthers	10/02
<b>Tackles</b>	16	Divine Deablo	at Raiders	09/18
<b>Sacks</b>	1.0	Demario Davis	vs. Saints	10/20
		Cameron Jordan	vs. Saints	10/20
		Poona Ford	at Seahawks	10/16
		Shelby Harris	at Seahawks	10/16
		Quinton Jefferson	at Seahawks	10/16
		Ryan Neal	at Seahawks	10/16
		Uchenna Nwosu	at Seahawks	10/16
		Darrell Taylor	at Seahawks	10/16
		Haason Reddick	vs. Eagles	10/09
		Brian Burns	at Panthers	10/02
		Aaron Donald	vs. Rams	09/25
		Terrell Lewis	vs. Rams	09/25
		Maxx Crosby	at Raiders	09/18
		Carlos Dunlap II	vs. Chiefs	09/11
		L'Jarius Sneed	vs. Chiefs	09/11
		Tershawn Wharton	vs. Chiefs	09/11
<b>Punts</b>	6	Michael Dickson	at Seahawks	10/16
<b>Punts Inside the 20</b>	3	Arryn Siposs	vs. Eagles	10/09
<b>Punting Average</b>	54.0	Tommy Townsend	vs. Chiefs	09/11
<b>Punt Returns</b>	4	Sky Moore	vs. Chiefs	09/11
<b>Punt Return Yards</b>	43	Brandon Powell	vs. Rams	09/25
<b>Kickoff Returns</b>	2	Chuba Hubbard	at Panthers	10/02
<b>Kickoff Return Yards</b>	31	Brandon Powell	vs. Rams	09/25
<b>Field Goals Attempted</b>	4	Jason Myers	at Seahawks	10/16
<b>Field Goals Made</b>	4	Jason Myers	at Seahawks	10/16

## 2022 REGULAR SEASON OPPONENTS LONGEST PLAYS

## OPPONENT DATE

<b>Run From Scrimmage</b>	34	Kenneth Walker III	at Seahawks	10/16
<b>Touchdown Run</b>	20	Cooper Kupp	vs. Rams	09/25
<b>Passing Long</b>	64	Andy Dalton	vs. Saints	10/20
<b>Touchdown Pass Long</b>	53	Andy Dalton	vs. Saints	10/20
<b>Pass Reception</b>	64	Kevin White	vs. Saints	10/20
<b>Touchdown Reception</b>	53	Rashid Shaheed	vs. Saints	10/20
<b>Interception Return</b>	33	Frankie Luvu	at Panthers	10/02
<b>Longest INT Return for TD</b>	33	Frankie Luvu	at Panthers	10/02
<b>Punt Return</b>	22	Brandon Powell	vs. Rams	09/25
<b>Punt</b>	66	AJ Cole	at Raiders	09/18
<b>Field Goal</b>	55	Daniel Carlson	at Raiders	09/18
<b>Field Goal Attempt</b>	55	Daniel Carlson	at Raiders	09/18



# CARDINALS TRANSACTIONS

DATE	POS.	NAME	TRANSACTION
1/16	CB	Breon Borders	Released
1/17	DL	Zach Kerr	Elevated to the active roster from the practice squad as a standard elevation
1/17	CB	Kevin Peterson	Elevated to the active roster from the practice squad as a standard elevation
1/17	LB	Ezekiel Turner	Activated from the injured reserve/designated for return list
1/17	DL	J.J. Watt	Activated from the injured reserve/designated for return list
1/19	G	Eric Smith	Signed a reserve/future contract
1/19	S	Javon Hagan	Signed a reserve/future contract
1/19	TE	Bernhard Seikovits	Signed a reserve/future contract
1/19	ILB	Joe Walker	Signed a reserve/future contract
1/19	WR	Andre Baccellia	Signed a reserve/future contract
1/19	CB	Breon Borders	Signed a reserve/future contract
1/19	CB	Nate Brooks	Signed a reserve/future contract
1/19	DE	Matt Dickerson	Signed a reserve/future contract
1/19	G	Danny Isidora	Signed a reserve/future contract
1/19	G	Koda Martin	Signed a reserve/future contract
1/19	RB	Jaylen Samuels	Signed a reserve/future contract
1/19	TE	David Wells	Signed a reserve/future contract
1/19	CB	Jace Whittaker	Signed a reserve/future contract
1/19	TE	Deon Yelder	Signed a reserve/future contract
1/25	P	Nolan Cooney	Signed a reserve/future contract
2/9	DE	Jonathan Ledbetter	Signed a reserve/future contract
3/9	RB	Jonathan Ward	Signed to a one-year contract
3/9	ILB	Jordan Hicks	Released
3/10	WR	Antoine Wesley	Signed to a one-year contract
3/13	TE	Zach Ertz	Signed to a three-year contract
3/14	QB	Colt McCoy	Signed to a two-year contract
3/14	RB	James Conner	Signed to a three-year contract
3/14	OLB	Dennis Gardeck	Signed to a three-year contract
3/14	DE	Michael Dogbe	Signed to a one-year contract
3/16	CB	Jeff Gladney	Signed to a two-year contract
3/16	TE	Maxx Williams	Signed to a one-year contract
3/17	LS	Aaron Brewer	Signed to a one-year contract
3/17	P	Andy Lee	Signed to a one-year contract
3/18	ILB	Ezekiel Turner	Signed to a one-year contract
3/22	OLB	Nick Vigil	Signed to a one-year contract
3/28	G	Will Hernandez	Signed to a one-year contract
4/4	TE	Stephen Anderson	Signed to a one-year contract
4/14	WR	A.J. Green	Signed to a one-year contract
4/19	OL	Haggai Ndubuisi	Signed to a three-year contract
4/26	OLB	Ron'Dell Carter	Awarded waiver claim (Houston)
4/26	CB	Antonio Hamilton	Re-signed to a one-year contract
4/28	WR	Marquise Brown	Acquired from the Ravens along with a third-round selection in the 2022 NFL Draft for a first-round selection in the 2022 NFL Draft
5/2	S	Charles Washington	Re-signed to a one-year contract
5/12	RB	Keontay Ingram	Signed to a four-year contract
5/12	LB	Jesse Luketa	Signed to a four-year contract
5/12	OL	Lecitus Smith	Signed to a four-year contract
5/13	DL	Kingsley Keke	Signed to a one-year contract
5/17	LB	Jessie Lemonier	Awarded waiver claim (Detroit)
5/17	OL	Marquis Hayes	Signed to a four-year contract
5/17	CB	Christian Matthew	Signed to a four-year contract
5/17	TE	Trey McBride	Signed to a four-year contract
5/18	DE	Myjai Sanders	Signed to a four-year contract
5/31	RB	Jaylen Samuels	Released
5/31	RB	Darrel Williams	Signed to a one-year contract
6/16	CB	Josh Jackson	Signed to a one-year contract
6/16	LB	Ben Niemann	Signed to a one-year contract
7/21	QB	Kyler Murray	Signed to a five-year contract extension
7/22	TE	Maxx Williams	Placed on PUP
7/22	WR	Victor Bolden Jr.	Signed a one-year contract
7/26	WR	Marquise Brown	Placed on NFI
7/29	DL	Matt Dickerson	Released
7/29	TE	David Wells	Released
7/29	DL	Antwaun Woods	Signed to a one-year contract
7/29	DL	Christian Ringo	Signed to a one-year contract
8/2	WR	Christian Blake	Released
8/2	OL	Rashaad Coward	Signed to a one-year contract
8/2	WR	Marquise Brown	Activated from NFI
8/4	TE	Maxx Williams	Activated from PUP
8/4	OL	Eric Smith	Released
8/4	WR	Marcell Ateman	Signed to a one-year contract
8/9	CB	Nate Brooks	Released
8/9	CB	Cortez Davis	Signed to a one-year contract
8/14	CB	Breon Borders	Released
8/14	DL	Kingsley Keke	Released
8/14	OL	Greg Long	Released
8/14	OL	Haggai Ndubuisi	Released
8/14	RB	Ronnie Rivers	Released
8/17	LB	Jessie Lemonier	Released
8/18	TE	Josh Hokit	Signed a one-year contract
8/19	TE	Deon Yelder	Released
8/19	OL	Greg Long	Re-signed
8/22	WR	Marcell Ateman	Released
8/22	OL	Cody Ford	Acquired from the Bills in exchange for a 2023 fifth round draft choice
8/23	CB	Darrell Baker Jr.	Waived/Injured
8/23	P	Nolan Cooney	Released
8/23	CB	Cortez Davis	Released
8/23	TE	Josh Hokit	Released
8/29	CB	Josh Jackson	Released
8/29	OL	Koda Martin	Released
8/29	LB	Joe Walker	Released
8/30	CB	Trayvon Mullen Jr.	Acquired from Raiders in exchange for an undisclosed 2023 draft pick
8/30	OL	Marquis Hayes	Placed on Injured Reserve
8/30	TE	Stephen Anderson	Released
8/30	WR	Andre Baccellia	Released
8/30	WR	Victor Bolden Jr.	Released
8/30	LS	Aaron Brewer	Released
8/30	OL	Rashaad Coward	Released
8/30	OL	Danny Isidora	Released
8/30	DL	Manny Jones	Released
8/30	LB	Devon Kennard	Released
8/30	WR	Jontre Kirklín	Released
8/30	LB	Jesse Luketa	Released
8/30	QB	Trace McSorley	Released
8/30	WR	JaVonta Payton	Released
8/30	TE	Bernhard Seikovits	Released
8/30	CB	Jace Whittaker	Released
8/30	S	James Wiggins	Released
8/30	DL	Antwaun Woods	Released
8/30	LB	Chandler Wooten	Released
8/30	OL	Justin Murray	Reached injury settlement
8/30	DL	Christian Ringo	Reached injury settlement
8/30	OL	Josh Miles	Waived/Injured
8/30	TE	Chris Pierce Jr.	Waived/Injured
8/30	WR	DeAndre Hopkins	Placed on Reserve/Suspended List
8/31	CB	Christian Matthew	Released
8/31	WR	Andre Baccellia	Signed to practice squad
8/31	WR	Victor Bolden Jr.	Signed to practice squad
8/31	OL	Rashaad Coward	Signed to practice squad
8/31	DL	Danny Isidora	Signed to practice squad
8/31	DL	Manny Jones	Signed to practice squad
8/31	WR	Jontre Kirklín	Signed to practice squad
8/31	LB	Jesse Luketa	Signed to practice squad
8/31	QB	Trace McSorley	Signed to practice squad
8/31	CB	Jace Whittaker	Signed to practice squad
8/31	DL	Antwaun Woods	Signed to practice squad
8/31	LB	Chandler Wooten	Signed to practice squad
8/31	TE	Bernhard Seikovits	International Player Practice Squad Exemption
8/31	CB	Javelin Guidry	Claimed off waivers (NYJ)
8/31	TE	Chris Pierce Jr.	Placed on Injured Reserve
8/31	OL	Josh Miles	Placed on Injured Reserve
9/1	TE	Stephen Anderson	Re-signed to roster
9/1	CB	Christian Matthew	Re-signed to roster
9/1	LS	Aaron Brewer	Re-signed to roster
9/1	CB	Antonio Hamilton	Placed on non-football injury
9/1	S	Charles Washington	Placed on Injured Reserve
9/1	WR	Antoine Wesley	Placed on Injured Reserve
9/1	LB	Devon Kennard	Signed to practice squad
9/1	S	Steven Parker	Signed to practice squad
9/1	S	Josh Thomas	Signed to practice squad
9/1	OL	Badara Traore	Signed to practice squad
9/2	TE	Chris Pierce Jr.	Waived/Injured
9/2	S	Jalen Thompson	Signed to a three-year contract extension
9/2	DT	Andrew Brown	Signed to practice squad
9/7	QB	Colt McCoy	Placed on Injured Reserve
9/7	QB	Trace McSorley	Signed to active roster
9/7	WR	Jontre Kirklín	Released
9/7	CB	Corey Ballentine	Signed to practice squad
9/10	LB	Devon Kennard	Elevated from practice squad to active roster
9/10	CB	Jace Whittaker	Elevated from practice squad to active roster
9/10	CB	Javelin Guidry	Released
9/10	WR	Andre Baccellia	Signed from practice squad to active roster
9/10	OL	Cody Ford	Placed on Injured Reserve
9/10	OL	Max Garcia	Signed from NYG's practice squad to active roster
9/10	WR	Victor Bolden Jr.	Placed on PS-Injured Reserve
9/14	OL	Rashaad Coward	Placed on PS-Injured Reserve
9/14	WR	Jeff Cotton Jr.	Signed to practice squad
9/14	WR	JaVonta Payton	Signed to practice squad
9/14	OL	Koda Martin	Signed to practice squad
9/15	WR	JaVonta Payton	Released
9/15	WR	Javon Wims	Signed to practice squad
9/17	LB	Devon Kennard	Elevated from practice squad to active roster
9/17	CB	Jace Whittaker	Elevated from practice squad to active roster
9/20	WR	Andre Baccellia	Released
9/20	LB	Devon Kennard	Signed to active roster
9/20	OL	Lachavious Simmons	Signed to practice squad
9/20	OL	Koda Martin	Released
9/20	CB	Corey Ballentine	Released
9/20	WR	Jeff Cotton Jr.	Released
9/20	S	Steven Parker	Released
9/21	WR	Andre Baccellia	Signed to practice squad
9/24	WR	Andre Baccellia	Elevated from practice squad to active roster
9/24	CB	Jace Whittaker	Elevated from practice squad to active roster
9/27	LB	Jesse Luketa	Signed to the active roster
9/27	S	Deionte Thompson	Released
9/29	S	Chris Banjo	Signed to practice squad
10/1	WR	Andre Baccellia	Elevated from practice squad to active roster
10/1	S	Chris Banjo	Elevated from practice squad to active roster
10/4	OL	Billy Price	Signed from LV's practice squad to active roster
10/4	WR	Andy Isabella	Released
10/4	QB	Jarrett Guarantano	Released
10/4	K	Matt Ammendola	Signed to practice squad
10/5	OL	Koda Martin	Signed to practice squad
10/5	OL	Lachavious Simmons	Placed on practice squad/injured reserve
10/7	TE	Maxx Williams	Released
10/8	LEO	Nick Vigil	Placed on Injured Reserve
10/8	CB	Antonio Hamilton	Activated from the designated to return list
10/8	WR	Andre Baccellia	Signed to the active roster
10/8	K	Matt Ammendola	Elevated from practice squad to active roster
10/8	S	Chris Banjo	Elevated from practice squad to active roster
10/10	TE	Maxx Williams	Signed to practice squad
10/10	WR	C.J. Board	Released
10/11	WR	Andre Baccellia	Released
10/11	OL	Danny Isidora	Released
10/12	K	Matt Ammendola	Signed to active roster from practice squad
10/12	S	Chris Banjo	Signed to active roster from practice squad
10/12	RB	Jonathan Ward	Placed on Injured Reserve
10/12	RB	Corey Clement	Signed to practice squad
10/12	RB	Ty'Son Williams	Signed to practice squad
10/12	WR	Laquon Treadwell	Signed to practice squad
10/12	WR	Andre Baccellia	Signed to practice squad
10/15	LB	Devon Kennard	Released
10/15	QB	Colt McCoy	Activated from injured reserve list
10/17	WR	Robbie Anderson	Acquired from Panthers in exchange for undisclosed draft picks
10/17	K	Matt Ammendola	Released
10/17	WR	DeAndre Hopkins	Activated from Reserve/Suspended list
10/18	OL	Cody Ford	Designated to return from injured list
10/18	WR	Stanley Berryhill	Released
10/18	K	Rodrigo Blankenship	Signed to practice squad
10/20	WR	Marquise Brown	Placed on Injured Reserve
10/20	OL	Justin Pugh	Placed on Injured Reserve
10/20	OL	Cody Ford	Activated from the designated to return list





# CARDINALS STARTERS AND INACTIVES

## OFFENSE

DATE	OPPONENT	WR	LT	LG	C	RG	RT	TE	QB	RB
9/11	Kansas City	A. Green/ G. Dortch/ M. Brown	D. Humphries	S. Harlow	R. Hudson	W. Hernandez	K. Beachum	Z. Ertz	K. Murray	J. Conner
9/18	at Las Vegas	A. Green/ G. Dortch/ M. Brown	D. Humphries	J. Pugh	R. Hudson	W. Hernandez	K. Beachum	Z. Ertz	K. Murray	J. Conner
9/25	L.A. Rams	A. Green/ M. Brown	D. Humphries	J. Pugh	R. Hudson	W. Hernandez	K. Beachum	T. McBride/ Z. Ertz	K. Murray	J. Conner
10/2	at Carolina	R. Moore/ M. Brown	D. Humphries	J. Pugh	R. Hudson	W. Hernandez	K. Beachum	T. McBride/ Z. Ertz	K. Murray	J. Conner
10/9	Philadelphia	R. Moore/ M. Brown	D. Humphries	J. Pugh	S. Harlow	W. Hernandez	K. Beachum	T. McBride/ Z. Ertz	K. Murray	J. Conner
10/16	at Seattle	R. Moore/ M. Brown	D. Humphries	J. Pugh	S. Harlow	W. Hernandez	K. Beachum	T. McBride/ Z. Ertz	K. Murray	E. Benjamin
10/20	New Orleans	R. Moore/ D. Hopkins	D. Humphries	M. Garcia	B. Price	W. Hernandez	K. Beachum	T. McBride/ Z. Ertz	K. Murray	E. Benjamin
10/30	at Minnesota	--	--	--	--	--	--	--	--	--
11/6	Seattle	--	--	--	--	--	--	--	--	--
11/13	at L.A. Rams	--	--	--	--	--	--	--	--	--
11/21	San Francisco	--	--	--	--	--	--	--	--	--
11/27	L.A. Chargers	--	--	--	--	--	--	--	--	--
12/12	New England	--	--	--	--	--	--	--	--	--
12/18	at Denver	--	--	--	--	--	--	--	--	--
12/25	Tampa Bay	--	--	--	--	--	--	--	--	--
1/1	at Atlanta	--	--	--	--	--	--	--	--	--
1/8	at San Francisco	--	--	--	--	--	--	--	--	--

## DEFENSE

DATE	OPPONENT	DE	NT	DT	ILB	ILB	OLB	CB	S	LB
9/11	Kansas City	M. Dogbe	R. Lawrence	Z. Allen	N. Vigil	Z. Collins/ I. Simmons	M. Golden	B. Murphy Jr./ M. Wilson	J. Thompson/ B. Baker	--
9/18	at Las Vegas	J. Watt	R. Lawrence	Z. Allen	T. Vallejo	Z. Collins	M. Golden/ D. Gardeck	B. Murphy Jr./ M. Wilson	J. Thompson/ B. Baker	--
9/25	L.A. Rams	J. Watt	R. Lawrence	Z. Allen	N. Vigil	Z. Collins	M. Golden	B. Murphy Jr./ M. Wilson	J. Thompson/ B. Baker	J. Whittaker
10/2	at Carolina	J. Watt	M. Dogbe	Z. Allen	B. Niemann	Z. Collins/ I. Simmons	M. Golden	B. Murphy Jr./ M. Wilson	J. Thompson/ B. Baker	--
10/9	Philadelphia	J. Watt	L. Fotu	Z. Allen	T. Vallejo	Z. Collins	M. Golden/ D. Kennard	B. Murphy Jr.	J. Thompson/ B. Baker	C. Banjo
10/16	at Seattle	J. Watt	R. Lawrence	Z. Allen	T. Vallejo	Z. Collins	M. Golden/ D. Gardeck	B. Murphy Jr./ M. Wilson	J. Thompson/ B. Baker	--
10/20	New Orleans	J. Watt	R. Lawrence	Z. Allen	I. Simmons	Z. Collins	V. Dimukeje	B. Murphy Jr./ M. Wilson	J. Thompson/ B. Baker	B. Niemann
10/30	at Minnesota	--	--	--	--	--	--	--	--	--
11/6	Seattle	--	--	--	--	--	--	--	--	--
11/13	at L.A. Rams	--	--	--	--	--	--	--	--	--
11/21	San Francisco	--	--	--	--	--	--	--	--	--
11/27	L.A. Chargers	--	--	--	--	--	--	--	--	--
12/12	New England	--	--	--	--	--	--	--	--	--
12/18	at Denver	--	--	--	--	--	--	--	--	--
12/25	Tampa Bay	--	--	--	--	--	--	--	--	--
1/1	at Atlanta	--	--	--	--	--	--	--	--	--
1/8	at San Francisco	--	--	--	--	--	--	--	--	--

## 2022 REGULAR SEASON INACTIVES

DATE	OPPONENT	1	2	3	4	5	6	7
09/11	Kansas City	RB Keaontay Ingram	TE Trey McBride	WR Rondale Moore	CB Trayvon Mullen Jr.	OL Justin Pugh	LB Myjai Sanders	DL J.J. Watt
09/18	at Las Vegas	RB Keaontay Ingram	WR Andy Isabella	DL Jonathan Ledbetter	WR Rondale Moore	CB Trayvon Mullen Jr.	LB Myjai Sanders	OL Lecitus Smith
09/25	L.A. Rams	RB Keaontay Ingram	DL Jonathan Ledbetter	CB Christian Matthew	WR Rondale Moore	LB Myjai Sanders	OL Lecitus Smith	LB Ezekiel Turner
10/02	at Carolina	WR A.J. Green	RB Keaontay Ingram	DL Rashard Lawrence	LB Jesse Luketa	LB Myjai Sanders	OL Lecitus Smith	LB Ezekiel Turner
10/09	Philadelphia	OL Max Garcia	OL Rodney Hudson	RB Keaontay Ingram	DL Rashard Lawrence	LB Jesse Luketa	CB Trayvon Mullen Jr.	K Matt Prater
10/16	at Seattle	RB James Conner	OL Rodney Hudson	QB Trace McSorley	CB Trayvon Mullen Jr.	K Matt Prater	OL Lecitus Smith	RB Darrel Williams
10/20	New Orleans	RB James Conner	LB Dennis Gardeck	OL Rodney Hudson	CB Trayvon Mullen Jr.	K Matt Prater	OL Lecitus Smith	RB Darrel Williams
10/30	at Minnesota	--	--	--	--	--	--	--
11/06	Seattle	--	--	--	--	--	--	--
11/13	at L.A. Rams	--	--	--	--	--	--	--
11/21	San Francisco	--	--	--	--	--	--	--
11/27	L.A. Chargers	--	--	--	--	--	--	--
12/12	New England	--	--	--	--	--	--	--
12/18	at Denver	--	--	--	--	--	--	--
12/25	Tampa Bay	--	--	--	--	--	--	--
01/01	at Atlanta	--	--	--	--	--	--	--
01/08	at San Francisco	--	--	--	--	--	--	--



# CARDINALS ROSTER BY POSITION



NO.	NAME	POS.	HT.	WT.	AGE	EXP.	COLLEGE	HOMETOWN	HOW ACQ.
<b>QUARTERBACKS (3)</b>									
1	Murray, Kyler	QB	5-10	207	25	4	Oklahoma	Allen, TX	D1-19
12	McCoy, Colt	QB	6-1	212	36	13	Texas	Hobbs, NM	UFA-21 (NYG)
19	McSorley, Trace	QB	6-0	202	27	3	Penn State	Ashburn, VA	FA-21
<b>RUNNING BACKS (4)</b>									
6	Conner, James	RB	6-1	233	27	6	Pittsburgh	Erie, PA	UFA-21 (Pit)
24	Williams, Darrel	RB	5-11	219	27	5	LSU	Marrero, La.	FA-22
26	Benjamin, Eno	RB	5-9	207	23	2	Arizona State	Wylie, TX	D7-20
30	Ingram, Keaontay	RB	6-0	221	22	R	USC	Carthage, TX	D6-22
<b>WIDE RECEIVERS (5)</b>									
4	Moore, Rondale	WR	5-7	181	22	2	Purdue	New Albany, IN	D2-21
10	Hopkins, DeAndre	WR	6-1	212	30	10	Clemson	Central, SC	TR-20 (Hou)
18	Green, A.J.	WR	6-4	210	34	12	Georgia	Summerville, SC	UFA-21 (Cin)
81	Anderson, Robbie	WR	6-3	190	29	7	Temple	Fort Lauderdale, Fla.	TR-22 CAR
83	Dortch, Greg	WR	5-7	175	24	3	Wake Forest	Richmond, VA	FA-21
<b>TIGHT ENDS (3)</b>									
85	McBride, Trey	TE	6-4	246	22	R	Colorado State	Fort Morgan, CO	D2-22
86	Ertz, Zach	TE	6-5	250	31	10	Stanford	Danville, CA	TR-21 (Phi)
89	Anderson, Stephen	TE	6-3	230	29	5	California	San Jose, CA	UFA-22 (LAC)
<b>OFFENSIVE LINE (10)</b>									
53	Price, Billy	OL	6-4	310	28	5	Ohio State	Austintown, Ohio	FA-22
54	Smith, Lecitus	OL	6-3	314	24	R	Virginia Tech	Fitzgerald, GA	D6-22
61	Hudson, Rodney	OL	6-2	315	33	12	Florida State	Mobile, AL	TR-21 (LV)
64	Harlow, Sean	OL	6-4	303	27	2	Oregon State	San Clemente, CA	FA-21
68	Beachum, Kelvin	OL	6-3	308	33	11	SMU	Mexia, TX	FA-20
72	Ford, Cody	OL	6-3	329	25	4	Oklahoma	Pineville, LA	TR-22 (Buf)
74	Humphries, D.J.	OL	6-5	307	28	7	Florida	Union, SC	D1-15
75	Garcia, Max	OL	6-4	309	30	8	Florida	Norcross, GA	FA-22
76	Hernandez, Will	OL	6-3	332	27	5	UTEP	Las Vegas, NV	UFA-22 (NYG)
79	Jones, Josh	OL	6-7	310	25	3	Houston	Richmond, TX	D3-20
<b>LINEBACKERS (11)</b>									
9	Simmons, Isaiah	LB	6-4	238	24	3	Clemson	Olathe, KS	D1-20
25	Collins, Zaven	LB	6-4	260	23	2	Tulsa	Hominy, OK	D1-21
41	Sanders, Myjai	LB	6-5	248	24	R	Cincinnati	Jacksonville, FL	D3-22
43	Luketa, Jesse	LB	6-3	253	23	R	Penn State	Ottawa, Ontario	D7-22
44	Golden, Markus	LB	6-3	260	31	8	Missouri	St. Louis, MO	TR-20 (NYG)
45	Gardeck, Dennis	LB	6-0	232	28	5	Sioux Falls	Lake in the Hills, IL	FA-18
47	Turner, Ezekiel	LB	6-2	214	26	5	Washington	Pasadena, MD	FA-18
51	Vallejo, Tanner	LB	6-1	230	27	6	Boise State	Penn Valley, CA	FA-19
52	Dimukeje, Victor	LB	6-2	262	22	2	Duke	Baltimore, MD	D6a-21
56	Niemann, Ben	LB	6-2	235	27	5	Iowa	Sycamore, IL	FA-22
97	Thomas, Cameron	LB	6-4	267	22	R	San Diego State	Carlsbad, CA	D3-22
<b>DEFENSIVE BACKS (8)</b>									
3	Baker, Budda	S	5-10	195	26	6	Washington	Bellevue, WA	D2-17
7	Murphy Jr., Byron	CB	5-11	190	24	4	Washington	Scottsdale, AZ	D2a-19
20	Wilson, Marco	CB	6-0	191	23	2	Florida	Fort Lauderdale, FL	D4-21
21	Mullen Jr., Trayvon	CB	6-2	200	25	4	Clemson	Fort Lauderdale, Fla.	TR - 22 (LV)
31	Banjo, Chris	S	5-10	207	32	10	SMU	Sugar Land, TX	FA-22
33	Hamilton, Antonio	CB	6-0	195	29	7	South Carolina State	Johnston, SC	FA-21
34	Thompson, Jalen	S	5-11	190	24	4	Washington State	Downey, CA	SD5-19
35	Matthew, Christian	CB	6-2	195	25	R	Valdosta State	Columbus, GA	D7-22
<b>DEFENSIVE LINE (6)</b>									
90	Lawrence, Rashard	DL	6-2	308	24	3	LSU	Monroe, LA	D4b-20
91	Dogbe, Michael	DL	6-3	280	26	4	Temple	Morris Plains, NJ	D7b-19
93	Ledbetter, Jonathan	DL	6-4	282	25	1	Georgia	Tucker, GA	FA-21
94	Allen, Zach	DL	6-5	285	25	4	Boston College	New Canaan, CT	D3-19
95	Fotu, Leki	DL	6-5	335	24	3	Utah	West Valley City, UT	D4a-20
99	Watt, J.J.	DL	6-5	288	33	12	Wisconsin	Pewaukee, WI	FA-21
<b>SPECIALISTS (3)</b>									
5	Prater, Matt	K	5-10	201	38	16	Central Florida	Estero, FL	UFA-21 (Det)
14	Lee, Andy	P	6-1	185	40	19	Pittsburgh	Westminster, SC	FA-17
46	Brewer, Aaron	LS	6-5	232	32	11	San Diego State	Fullerton, CA	FA-16



# CARDINALS HOW THEY WERE BUILT

YEAR	DRAFTEES (22)	FREE AGENTS (21)	TRADES (7)	PRACTICE SQUAD (2)	SUP. DRAFT (1)
2015	OL D.J. Humphries (1)				
2016		LS Aaron Brewer (FA-16)			
2017	S Budda Baker (2)	P Andy Lee (FA-17)			
2018		LB Dennis Gardeck (FA-18) LB Ezekiel Turner (FA-18)			
2019	QB Kyler Murray (1) CB Byron Murphy Jr. (2) DL Zach Allen (3) DL Michael Dogbe (7)	LB Tanner Vallejo (FA-19)			S Jalen Thompson (SD5-19)
2020	LB Isaiah Simmons (1) OL Josh Jones (3) DL Leki Fotu (4) DL Rashard Lawrence (4) RB Eno Benjamin (7)	OL Kelvin Beachum (FA-20)	LB Markus Golden (TR-20 NYG) WR DeAndre Hopkins (TR-20 Hou)		
2021	LB Zaven Collins (1) WR Rondale Moore (2) CB Marco Wilson (4) LB Victor Dimukeje (6a)	RB James Conner (UFA-21 Pit) WR Greg Dortch (FA-21) WR A.J. Green (UFA-21 Cin) CB Antonio Hamilton (FA-21) OL Sean Harlow (FA-21) DL Jonathan Ledbetter (FA-21) QB Colt McCoy (UFA-21 NYG) QB Trace McSorley (FA-21) K Matt Prater (UFA-21 Det) DL J.J. Watt (FA-21)	TE Zach Ertz (TR-21 Phi) OL Rodney Hudson (TR-21 LV)		
2022	TE Trey McBride (2) LB Myjai Sanders (3) LB Cameron Thomas (3) RB Keaontay Ingram (6) OL Lecitus Smith (6) CB Christian Matthew (7a) LB Jesse Luketa (7b)	TE Stephen Anderson (UFA-22 LAC) S Chris Banjo (FA-22) OL Will Hernandez (UFA-22 NYG) LB Ben Niemann (FA-22) RB Darrel Williams (FA-22)	WR Robbie Anderson (TR-22 CAR) OL Cody Ford (TR-22 Buf) CB Trayvon Mullen Jr. (TR - 22 LV)	OL Max Garcia (FA-22) OL Billy Price (FA-22)	

# CARDINALS DEPTH CHART



(As of October 25, 2022)

As Prepared by Team's Media Relations Department

## OFFENSE

<b>WR</b>	10 DeAndre Hopkins			
<b>LT</b>	74 D.J. Humphries	79 Josh Jones		
<b>LG</b>	72 Cody Ford	75 Max Garcia	<u>54 Lecitus Smith</u>	
<b>C</b>	61 Rodney Hudson	53 Billy Price	64 Sean Harlow	
<b>RG</b>	76 Will Hernandez	75 Max Garcia		
<b>RT</b>	68 Kelvin Beachum	79 Josh Jones		
<b>TE</b>	86 Zach Ertz	<u>85 Trey McBride</u>	89 Stephen Anderson	
<b>WR</b>	4 Rondale Moore	83 Greg Dortch		
<b>WR</b>	18 A.J. Green	81 Robbie Anderson		
<b>QB</b>	1 Kyler Murray	12 Colt McCoy	19 Trace McSorley	
<b>RB</b>	6 James Conner	26 Eno Benjamin	-or- 24 Darrel Williams	<u>30 Keaontay Ingram</u>

## DEFENSE

<b>DE</b>	99 J.J. Watt	91 Michael Dogbe		
<b>NT</b>	90 Rashard Lawrence	95 Leki Fotu		
<b>DT</b>	94 Zach Allen	93 Jonathan Ledbetter		
<b>OLB</b>	45 Dennis Gardeck	52 Victor Dimukeje	<u>41 Myjai Sanders</u>	
<b>ILB</b>	9 Isaiah Simmons	47 Ezekiel Turner	-or- 51 Tanner Vallejo	
<b>ILB</b>	25 Zaven Collins	56 Ben Niemann		
<b>OLB</b>	44 Markus Golden	<u>97 Cameron Thomas</u>	<u>43 Jesse Luketa</u>	
<b>CB</b>	7 Byron Murphy Jr.	21 Trayvon Mullen Jr.		
<b>CB</b>	20 Marco Wilson	33 Antonio Hamilton	<u>35 Christian Matthew</u>	
<b>S</b>	34 Jalen Thompson	31 Chris Banjo		
<b>S</b>	3 Budda Baker			

## SPECIALISTS

<b>K</b>	5 Matt Prater	
<b>P</b>	14 Andy Lee	
<b>LS</b>	46 Aaron Brewer	
<b>H</b>	14 Andy Lee	
<b>KR</b>	26 Eno Benjamin	83 Greg Dortch
<b>PR</b>	83 Greg Dortch	4 Rondale Moore

## PRONUNCIATION GUIDE

Victor Dimukeje .....	dee-moo-KAY-gee	Myjai Sanders .....	MY-jay
Michael Dogbe .....	DOG-bee	Lecitus Smith .....	luh-SEET-us
Leki Fotu .....	LECK-ee / FOH-too	Tanner Vallejo .....	vuh-LAY-ho
Jesse Luketa .....	loo-KETT-uh		

NOTE: Rookies are underlined

# CARDINALS ALPHABETICAL ROSTER

NO.	NAME	POS	HT	WT	DOB	EXP	COLLEGE	HOMETOWN	HOW ACQ
94	Allen, Zach	DL	6-5	285	8/20/1997	4	Boston College	New Canaan, CT	D3-19
81	Anderson, Robbie	WR	6-3	190	5/9/1993	7	Temple	Fort Lauderdale, Fla.	TR-22 CAR
89	Anderson, Stephen	TE	6-3	230	1/30/1993	5	California	San Jose, CA	UFA-22 (LAC)
3	Baker, Budda	S	5-10	195	1/10/1996	6	Washington	Bellevue, WA	D2-17
31	Banjo, Chris	S	5-10	207	2/26/1990	10	SMU	Sugar Land, TX	FA-22
68	Beachum, Kelvin	OL	6-3	308	6/8/1989	11	SMU	Mexia, TX	FA-20
26	Benjamin, Eno	RB	5-9	207	4/13/1999	2	Arizona State	Wylie, TX	D7-20
46	Brewer, Aaron	LS	6-5	232	7/5/1990	11	San Diego State	Fullerton, CA	FA-16
25	Collins, Zaven	LB	6-4	260	5/19/1999	2	Tulsa	Hominy, OK	D1-21
6	Conner, James	RB	6-1	233	5/5/1995	6	Pittsburgh	Erie, PA	UFA-21 (Pit)
52	Dimukeje, Victor	LB	6-2	262	11/18/1999	2	Duke	Baltimore, MD	D6a-21
91	Dogbe, Michael	DL	6-3	280	5/5/1996	4	Temple	Morris Plains, NJ	D7b-19
83	Dortch, Greg	WR	5-7	175	5/29/1998	3	Wake Forest	Richmond, VA	FA-21
86	Ertz, Zach	TE	6-5	250	11/10/1990	10	Stanford	Danville, CA	TR-21 (Phi)
72	Ford, Cody	OL	6-3	329	12/28/1996	4	Oklahoma	Pineville, LA	TR-22 (Buf)
95	Fotu, Leki	DL	6-5	335	8/23/1998	3	Utah	West Valley City, UT	D4a-20
75	Garcia, Max	OL	6-4	309	11/9/1991	8	Florida	Norcross, GA	FA-22
45	Gardeck, Dennis	LB	6-0	232	8/9/1994	5	Sioux Falls	Lake in the Hills, IL	FA-18
44	Golden, Markus	LB	6-3	260	3/13/1991	8	Missouri	St. Louis, MO	TR-20 (NYG)
18	Green, A.J.	WR	6-4	210	7/31/1988	12	Georgia	Summerville, SC	UFA-21 (Cin)
33	Hamilton, Antonio	CB	6-0	195	1/24/1993	7	South Carolina State	Johnston, SC	FA-21
64	Harlow, Sean	OL	6-4	303	3/28/1995	2	Oregon State	San Clemente, CA	FA-21
76	Hernandez, Will	OL	6-3	332	9/2/1995	5	UTEP	Las Vegas, NV	UFA-22 (NYG)
10	Hopkins, DeAndre	WR	6-1	212	6/6/1992	10	Clemson	Central, SC	TR-20 (Hou)
61	Hudson, Rodney	OL	6-2	315	7/12/1989	12	Florida State	Mobile, AL	TR-21 (LV)
74	Humphries, D.J.	OL	6-5	307	12/28/1993	7	Florida	Union, SC	D1-15
30	Ingram, Keaontay	RB	6-0	221	10/26/1999	R	USC	Carthage, TX	D6-22
79	Jones, Josh	OL	6-7	310	6/21/1997	3	Houston	Richmond, TX	D3-20
90	Lawrence, Rashard	DL	6-2	308	8/27/1998	3	LSU	Monroe, LA	D4b-20
93	Ledbetter, Jonathan	DL	6-4	282	9/12/1997	1	Georgia	Tucker, GA	FA-21
14	Lee, Andy	P	6-1	185	8/11/1982	19	Pittsburgh	Westminster, SC	FA-17
43	Luketa, Jesse	LB	6-3	253	1/15/1999	R	Penn State	Ottawa, Ontario	D7-22
35	Matthew, Christian	CB	6-2	195	10/26/1996	R	Valdosta State	Columbus, GA	D7-22
85	McBride, Trey	TE	6-4	246	11/22/1999	R	Colorado State	Fort Morgan, CO	D2-22
12	McCoy, Colt	QB	6-1	212	9/5/1986	13	Texas	Hobbs, NM	UFA-21 (NYG)
19	McSorley, Trace	QB	6-0	202	8/23/1995	3	Penn State	Ashburn, VA	FA-21
4	Moore, Rondale	WR	5-7	181	6/9/2000	2	Purdue	New Albany, IN	D2-21
21	Mullen Jr., Trayvon	CB	6-2	200	9/20/1997	4	Clemson	Fort Lauderdale, Fla.	TR - 22 (LV)
7	Murphy Jr., Byron	CB	5-11	190	1/18/1998	4	Washington	Scottsdale, AZ	D2a-19
1	Murray, Kyler	QB	5-10	207	8/7/1997	4	Oklahoma	Allen, TX	D1-19
56	Niemann, Ben	LB	6-2	235	7/27/1995	5	Iowa	Sycamore, IL	FA-22
5	Prater, Matt	K	5-10	201	8/10/1984	16	Central Florida	Astero, FL	UFA-21 (Det)
53	Price, Billy	OL	6-4	310	10/11/1994	5	Ohio State	Austintown, Ohio	FA-22
41	Sanders, Myjai	LB	6-5	248	7/12/1998	R	Cincinnati	Jacksonville, FL	D3-22
9	Simmons, Isaiah	LB	6-4	238	7/26/1998	3	Clemson	Olathe, KS	D1-20
54	Smith, Lecitus	OL	6-3	314	7/13/1998	R	Virginia Tech	Fitzgerald, GA	D6-22
97	Thomas, Cameron	LB	6-4	267	7/1/2000	R	San Diego State	Carlsbad, CA	D3-22
34	Thompson, Jalen	S	5-11	190	7/18/1998	4	Washington State	Downey, CA	SD5-19
47	Turner, Ezekiel	LB	6-2	214	6/9/1996	5	Washington	Pasadena, MD	FA-18
51	Vallejo, Tanner	LB	6-1	230	12/16/1994	6	Boise State	Penn Valley, CA	FA-19
99	Watt, J.J.	DL	6-5	288	3/22/1989	12	Wisconsin	Pewaukee, WI	FA-21
24	Williams, Darrel	RB	5-11	219	4/15/1995	5	LSU	Marrero, La.	FA-22
20	Wilson, Marco	CB	6-0	191	3/3/1999	2	Florida	Fort Lauderdale, FL	D4-21
<b>Injured Reserve (9)</b>									
2	Brown, Marquise	WR	5-9	180	6/4/1997	4	Oklahoma	Hollywood, FL	TR-22 (Bal)
48	Daley, Tae	S	6-1	201	10/8/1998	R	Virginia Tech	Warner Robins, GA	FA-22
78	Hayes, Marquis	OL	6-5	318	2/14/1999	R	Oklahoma	St. Louis, MO	D7-22
66	Miles, Josh	OL	6-5	325	1/4/1996	3	Morgan State	Baltimore, MD	D7a-19
67	Pugh, Justin	OL	6-5	311	8/15/1990	10	Syracuse	Holland, PA	UFA-18 (NYG)
59	Vigil, Nick	LB	6-2	235	8/20/1993	7	Utah State	Plain City, UT	UFA-22 (Min)
29	Ward, Jonathan	RB	6-0	202	9/30/1997	3	Central Michigan	Kankakee, IL	FA-20
28	Washington, Charles	S	5-10	192	3/10/1993	6	Fresno State	Inglewood, CA	WV-19 (Det)
13	Wesley, Antoine	WR	6-4	206	10/22/1997	2	Texas Tech	Cibolo, TX	FA-21
<b>Practice Squad (16)</b>									
82	Baccellia, Andre	WR	5-10	175	1/7/1997	1	Washington	Thousand Oaks, CA	FA-21
15	Blankenship, Rodrigo	K	6-1	189	1/29/1997	3	Georgia	Marietta, GA	FA-22
71	Brown, Andrew	DL	6-3	290	12/30/1995	5	Virginia	Chesapeake, Va.	FA-'22
23	Clement, Corey	RB	5-10	227	11/2/1994	6	Wisconsin	Glassboro, NJ	FA '22
27	Hairston, Nate	CB	6-0	185	6/30/1994	5	Temple	Frederick, MD	FA '22
96	Jones, Manny	DL	6-4	290	6/6/1999	R	Colorado State	Cartersville, GA	UDFA-22
55	Lynch, Blake	LB	6-3	233	2/14/1997	3	Baylor	Gilmer, TX	FA-'22
60	Martin, Koda	OL	6-6	304	8/21/1995	1	Syracuse	Manvel, TX	FA-20
32	Thomas, Josh	S	6-0	205	11/19/1996	2	Appalachian State	Montgomery, AL	
70	Traore, Badara	OL	6-7	327	3/12/1997	3	LSU	Boston, Mass.	UDFA-20
17	Treadwell, Laquon	WR	6-2	215	6/14/1995	7	Mississippi	Chicago, Ill.	PS (JAX)-21
39	Whittaker, Jace	CB	5-11	185	7/16/1995	2	Arizona	Oceanside, CA	FA-20
87	Williams, Maxx	TE	6-4	252	4/12/1994	8	Minnesota	Waconia, MN	UFA-19 (Bal)
22	Williams, Ty'Son	RB	6-0	220	9/20/1996	3	BYU	Sumter, SC	FA-22
84	Wims, Javon	WR	6-4	222	9/11/1994	5	Georgia	Carol City, Fla.	FA-'22
92	Woods, Antwaun	DL	6-1	307	1/3/1993	7	USC	Los Angeles, CA	FA-22
<b>International Player Pathway/PS Exemption (1)</b>									
80	Seikovits, Bernhard	TE	6-5	262	7/24/1997	1	No College	Vienna, Austria	FA-21
<b>Practice Squad/Injured Reserve (1)</b>									
73	Simmons, Lachavious	OL	6-5	319	9/12/1996	3	Tennessee State	Selma, Ala.	FA-22

# CARDINALS NUMERICAL ROSTER



NO.	NAME	POS	HT	WT	DOB	EXP	COLLEGE	HOW ACQ
1	Kyler Murray	QB	5-10	207	8/7/1997	4	Oklahoma	D1-19
3	Budda Baker	S	5-10	195	1/10/1996	6	Washington	D2-17
4	Rondale Moore	WR	5-7	181	6/9/2000	2	Purdue	D2-21
5	Matt Prater	K	5-10	201	8/10/1984	16	Central Florida	UFA-21 (Det)
6	James Conner	RB	6-1	233	5/5/1995	6	Pittsburgh	UFA-21 (Pit)
7	Byron Murphy Jr.	CB	5-11	190	1/18/1998	4	Washington	D2a-19
9	Isaiah Simmons	LB	6-4	238	7/26/1998	3	Clemson	D1-20
10	DeAndre Hopkins	WR	6-1	212	6/6/1992	10	Clemson	TR-20 (Hou)
12	Colt McCoy	QB	6-1	212	9/5/1986	13	Texas	UFA-21 (NYG)
14	Andy Lee	P	6-1	185	8/11/1982	19	Pittsburgh	FA-17
18	A.J. Green	WR	6-4	210	7/31/1988	12	Georgia	UFA-21 (Cin)
19	Trace McSorley	QB	6-0	202	8/23/1995	3	Penn State	FA-21
20	Marco Wilson	CB	6-0	191	3/3/1999	2	Florida	D4-21
21	Trayvon Mullen Jr.	CB	6-2	200	9/20/1997	4	Clemson	TR - 22 (LV)
24	Darrel Williams	RB	5-11	219	4/15/1995	5	LSU	FA-22
25	Zaven Collins	LB	6-4	260	5/19/1999	2	Tulsa	D1-21
26	Eno Benjamin	RB	5-9	207	4/13/1999	2	Arizona State	D7-20
30	Keaontay Ingram	RB	6-0	221	10/26/1999	R	USC	D6-22
31	Chris Banjo	S	5-10	207	2/26/1990	10	SMU	FA-22
33	Antonio Hamilton	CB	6-0	195	1/24/1993	7	South Carolina State	FA-21
34	Jalen Thompson	S	5-11	190	7/18/1998	4	Washington State	SD5-19
35	Christian Matthew	CB	6-2	195	10/26/1996	R	Valdosta State	D7-22
41	Myjai Sanders	LB	6-5	248	7/12/1998	R	Cincinnati	D3-22
43	Jesse Luketa	LB	6-3	253	1/15/1999	R	Penn State	D7-22
44	Markus Golden	LB	6-3	260	3/13/1991	8	Missouri	TR-20 (NYG)
45	Dennis Gardeck	LB	6-0	232	8/9/1994	5	Sioux Falls	FA-18
46	Aaron Brewer	LS	6-5	232	7/5/1990	11	San Diego State	FA-16
47	Ezekiel Turner	LB	6-2	214	6/9/1996	5	Washington	FA-18
51	Tanner Vallejo	LB	6-1	230	12/16/1994	6	Boise State	FA-19
52	Victor Dimukeje	LB	6-2	262	11/18/1999	2	Duke	D6a-21
53	Billy Price	OL	6-4	310	10/11/1994	5	Ohio State	FA-22
54	Lecitus Smith	OL	6-3	314	7/13/1998	R	Virginia Tech	D6-22
56	Ben Niemann	LB	6-2	235	7/27/1995	5	Iowa	FA-22
61	Rodney Hudson	OL	6-2	315	7/12/1989	12	Florida State	TR-21 (LV)
64	Sean Harlow	OL	6-4	303	3/28/1995	2	Oregon State	FA-21
68	Kelvin Beachum	OL	6-3	308	6/8/1989	11	SMU	FA-20
72	Cody Ford	OL	6-3	329	12/28/1996	4	Oklahoma	TR-22 (Buf)
74	D.J. Humphries	OL	6-5	307	12/28/1993	7	Florida	D1-15
75	Max Garcia	OL	6-4	309	11/9/1991	8	Florida	FA-22
76	Will Hernandez	OL	6-3	332	9/2/1995	5	UTEP	UFA-22 (NYG)
79	Josh Jones	OL	6-7	310	6/21/1997	3	Houston	D3-20
81	Robbie Anderson	WR	6-3	190	5/9/1993	7	Temple	TR-22 CAR
83	Greg Dortch	WR	5-7	175	5/29/1998	3	Wake Forest	FA-21
85	Trey McBride	TE	6-4	246	11/22/1999	R	Colorado State	D2-22
86	Zach Ertz	TE	6-5	250	11/10/1990	10	Stanford	TR-21 (Phi)
89	Stephen Anderson	TE	6-3	230	1/30/1993	5	California	UFA-22 (LAC)
90	Rashard Lawrence	DL	6-2	308	8/27/1998	3	LSU	D4b-20
91	Michael Dogbe	DL	6-3	280	5/5/1996	4	Temple	D7b-19
93	Jonathan Ledbetter	DL	6-4	282	9/12/1997	1	Georgia	FA-21
94	Zach Allen	DL	6-5	285	8/20/1997	4	Boston College	D3-19
95	Leki Fotu	DL	6-5	335	8/23/1998	3	Utah	D4a-20
97	Cameron Thomas	LB	6-4	267	7/1/2000	R	San Diego State	D3-22
99	J.J. Watt	DL	6-5	288	3/22/1989	12	Wisconsin	FA-21

## COACHING STAFF

**HEAD COACH:** Kliff Kingsbury

### ASSISTANTS:

Assistants: Jeff Rodgers (Asst. Head Coach/Special Teams Coordinator), Shawn Jefferson (Associate Head Coach/Wide Receivers), Vance Joseph (Defensive Coordinator), Sean Kugler (Run Game Coordinator/Offensive Line), Cam Turner (Co-Pass Game Coordinator/Quarterbacks), Spencer Whipple (Co-Pass Game Coordinator), Kenny Bell (Chief of Staff/Offensive Asst.), Mike Bercovici (Offensive Asst.), Ronald Booker (Defensive Asst.), Charlie Bullen (Outside Linebackers), Matt Burke (Defensive Line), Bill Davis (Linebackers), Devin Fitzsimmons (Asst. Special Teams), Rob Grosso (Defensive Quality Control), Steve Heiden (Tight Ends), Rusty McKinney (Defensive Asst.), Buddy Morris (Strength & Conditioning), Brian Natkin (Asst. Offensive Line), Mark Naylor (Asst. Strength and Conditioning), Marcus Robertson (Defensive Backs), James Saxon (Running Backs), Connor Senger (Bill Bidwill Fellowship/QBs), Greg Williams (Cornerbacks)

**2022 NFL STANDINGS AND SCHEDULE**

	W	L	T	Div	Conf	Wk 1	Wk 2	Wk 3	Wk 4	Wk 5	Wk 6	Wk 7	Wk 8	Wk 9	Wk 10	Wk 11	Wk 12	Wk 13	Wk 14	Wk 15	Wk 16	Wk 17	Wk 18
<b>NFC EAST</b>	6	0	0	2-0	5-0	at <b>DET</b>	MIN	at WSH	JAX	at ARI	DAL	BYE	PIT	at SEA	CHI	at HOU	WSH	GB	TEN	at NYG	at CHI	at DAL	NO
Philadelphia	6	1	0	0-1	3-1	at TEN	CAR	DAL	CHI	at GB	BAL	at JAX	at SEA	CHI	HOU	at PHI	DET	at DAL	WSH	HOU	at WSH	IND	at PHI
NY Giants	5	2	0	2-1	4-2	TB	CIN	at NYG	WSH	at LAR	at PHI	DET	CHI	at SEA	CHI	at MIN	NYG	IND	HOU	at JAX	PHI	at TEN	at WSH
Dallas	3	4	0	0-2	2-3	JAX	at DET	PHI	at DAL	TEN	at CHI	GB	at IND	CHI	MIN	at PHI	ATL	at NYG	BYE	NYG	at SF	CLE	DAL
Washington	3	4	0	0-2	2-3	JAX	at DET	PHI	at DAL	TEN	at CHI	GB	at IND	CHI	MIN	at PHI	ATL	at NYG	BYE	NYG	at SF	CLE	DAL
<b>NFC NORTH</b>	5	1	0	3-0	4-1	GB	at PHI	DET	at NO	CHI	at MIA	BYE	ARI	at WSH	at BUF	DAL	NE	NYJ	at DET	IND	at NYG	at GB	at CHI
Minnesota	3	4	0	1-1	2-3	at MIN	CHI	at TB	NE	NYG	NYJ	at WSH	ARI	at WSH	DAL	TEN	at PHI	CHI	BYE	LAR	at MIA	MIN	DE
Green Bay	3	4	0	0-2	1-4	SF	at GB	HOU	at NYG	MIN	WSH	at NE	at DAL	MIA	GB	at ATL	at NYJ	GB	BYE	PHI	BUF	at DET	MIN
Chicago	1	5	0	0-1	1-4	PHI	WSH	at MIN	SEA	at NE	BYE	at DAL	MIA	GB	at CHI	at NYG	BUF	JAX	MIN	at NYJ	at CAR	CHI	at GB
Detroit	1	5	0	0-1	1-4	PHI	WSH	at MIN	SEA	at NE	BYE	at DAL	MIA	GB	at CHI	at NYG	BUF	JAX	MIN	at NYJ	at CAR	CHI	at GB
<b>NFC SOUTH</b>	3	4	0	2-1	3-2	at DAL	at NO	GB	KC	ATL	at PIT	at CAR	BAL	LAR	SEA	Wk 11	Wk 12	Wk 13	Wk 14	Wk 15	Wk 16	Wk 17	Wk 18
Tampa Bay	3	4	0	2-1	3-2	at DAL	at NO	GB	KC	ATL	at PIT	at CAR	BAL	LAR	SEA	Wk 11	Wk 12	Wk 13	Wk 14	Wk 15	Wk 16	Wk 17	Wk 18
Atlanta	3	4	0	0-2	2-3	NO	at LAR	at SEA	CLE	at TB	SF	at CIN	CAR	LAC	at CAR	CHI	at WSH	PIT	BYE	at NO	at BAL	ARI	TB
Carolina	2	5	0	2-0	2-4	CLE	at NYG	NO	ARI	SF	at LAR	at SEA	at ATL	KC	at ARI	at BAL	DEN	BYE	at SEA	PIT	DET	at TB	at NO
San Francisco	2	5	0	2-0	2-4	at ATL	TB	at CAR	MIN	SEA	CIN	at ARI	LV	BAL	at PIT	LAR	at SF	BYE	at SEA	PIT	DET	at TB	at NO
New Orleans	2	5	0	1-2	2-4	at ATL	TB	at CAR	MIN	SEA	CIN	at ARI	LV	BAL	at PIT	LAR	at SF	BYE	at SEA	PIT	DET	at TB	at NO
<b>AFC EAST</b>	4	3	0	1-1	2-3	DEN	at SF	ATL	at ARI	at NO	ARI	at LAC	NYG	SF	at TB	ARI	at NO	SEA	LV	at GB	at DEN	TB	at SF
Seattle	4	3	0	1-1	2-3	DEN	at SF	ATL	at ARI	at NO	ARI	at LAC	NYG	SF	at TB	ARI	at NO	SEA	LV	at GB	at DEN	TB	at SF
LA Rams	3	3	0	1-1	3-2	BUF	ATL	at ARI	at SF	DAL	CAR	BYE	at SEA	KC	at ARI	at NO	at KC	SEA	LV	at GB	DEN	at LAC	at SE
Arizona	3	4	0	0-2	2-3	KC	at LV	LAR	at CAR	PHI	at SEA	NO	at MIN	SEA	at LAR	SF	LAC	BYE	NE	at DEN	WSH	at LV	ARI
<b>AFC SOUTH</b>	4	3	0	1-1	2-3	at MIA	TEN	at MIA	at BAL	at PIT	at MIA	CLE	at NE	NE	BUF	BYE	CHI	HOU	at SF	BUF	at ARI	at LV	at BU
Buffalo	5	1	0	0-1	4-1	at LAR	TEN	at MIA	at BAL	at PIT	at MIA	CLE	at NE	NE	BUF	BYE	CHI	HOU	at SF	BUF	at ARI	at LV	at BU
NY Jets	5	2	0	1-0	4-2	BAL	at CLE	CIN	at PIT	MIA	at GB	at DEN	NE	BUF	BYE	CHI	HOU	at SF	BUF	at ARI	at LV	at BU	
Miami	4	3	0	2-1	4-2	NE	at BAL	BUF	at CIN	at NYJ	MIN	PIT	at DET	CHI	at NYJ	IND	BYE	NYJ	at MIN	BUF	at ARI	at LV	at BU
New England	3	4	0	0-1	2-2	at MIA	at PIT	BAL	at GB	DET	at CLE	CHI	at NYJ	IND	BYE	NYJ	at MIN	BUF	at ARI	at LV	CIN	MIA	at BU
<b>AFC NORTH</b>	4	3	0	2-0	4-2	at NYJ	MIA	at NE	BUF	CIN	at NYG	CLE	at TB	at TB	at NO	BYE	CAR	at JAX	DEN	at CLE	ATL	PIT	at CI
Baltimore	4	3	0	2-0	4-2	at NYJ	MIA	at NE	BUF	CIN	at NYG	CLE	at TB	at TB	at NO	BYE	CAR	at JAX	DEN	at CLE	ATL	PIT	at CI
Cincinnati	4	3	0	0-2	2-2	PIT	at DAL	at NYJ	MIA	at BAL	at NO	ATL	at CLE	CIN	BYE	at PIT	at TEN	KC	CLE	at TB	at NE	BUF	BAL
Cleveland	2	5	0	1-1	1-4	at CAR	NYJ	PIT	at ATL	LAC	NE	at BAL	CIN	BYE	at MIA	at BUF	TB	at HOU	CIN	BAL	NO	at WSH	at PIT
Pittsburgh	2	5	0	1-1	1-5	at CIN	NE	at CLE	NYJ	at BUF	TB	at MIA	CIN	BYE	NO	CIN	at IND	at ATL	BAL	at CAR	LV	at BAL	CLE
<b>AFC SOUTH</b>	4	2	0	2-0	3-1	NYG	at BUF	LV	at IND	at WSH	BYE	IND	at HOU	at KC	DEN	at GB	CIN	at PHI	JAX	at LAC	HOU	DAL	at JIA
Tennessee	3	3	1	1-3-1	3-3-1	at HOU	at JAX	KC	TEN	at DEN	JAX	IND	at HOU	at KC	DEN	at GB	CIN	at PHI	JAX	at LAC	HOU	DAL	at JIA
Indianapolis	3	3	1	1-3-1	3-3-1	at HOU	at JAX	KC	TEN	at DEN	JAX	IND	at HOU	at KC	DEN	at GB	CIN	at PHI	JAX	at LAC	HOU	DAL	at JIA
Jacksonville	2	5	0	1-2	2-2	at WSH	IND	at LAC	at PHI	HOU	at IND	NYG	DEN	LV	at KC	BYE	BAL	at DET	DAL	DAL	LAC	at HOU	TEN
Houston	1	4	1	1-0-1	1-3-1	IND	at DEN	at CHI	LAC	at JAX	BYE	at LV	TEN	PHI	at NYG	WSH	at MIA	CLE	at DAL	KC	at TEN	JAX	at IND
<b>AFC WEST</b>	5	2	0	2-0	2-2	at ARI	LAC	at IND	at TB	LV	BUF	at SF	BYE	TEN	JAX	at LAC	LAR	at CIN	at DEN	at HOU	SEA	DEN	at LV
Kansas City	4	3	0	2-1	4-2	LV	at KC	JAX	at HOU	at CLE	DEN	SEA	BYE	TEN	JAX	at LAC	LAR	at CIN	at DEN	at HOU	SEA	DEN	at LV
LA Chargers	2	4	0	1-2	2-3	at LAC	ARI	at TEN	DEN	at KC	BYE	HOU	at NO	at JAX	IND	at DEN	at SEA	LAC	at LAR	NE	at PIT	SF	KC
Las Vegas	2	4	0	1-2	2-3	at LAC	ARI	at TEN	DEN	at KC	BYE	HOU	at NO	at JAX	IND	at DEN	at SEA	LAC	at LAR	NE	at PIT	SF	KC
Denver	2	5	0	0-2	1-4	at SEA	HOU	SF	at LV	IND	at LAC	NYJ	at JAX	BYE	at TEN	LV	at CAR	at BAL	KC	ARI	at LAR	at KC	LAC

Bolded and Underlined Opponent - win *Italics* - Tie *Italics* - \*Clinched Playoff Berth \*\*Clinched Division Title \*\*\*Clinched First-Round Bye