

ARIZONA CARDINALS

WEEK 7
GAME RELEASE
#NOvsAZ

Mark Dalton - Sr. Vice President, Media Relations | Chris Melvin - Sr. Director, Media Relations | Mike Helm - Sr. Manager, Media Relations | Jeffrey Sanders - Manager, Corporate Communications | Imani Suber - Media Relations Coordinator



NEW ORLEANS SAINTS (2-4)
VS.
ARIZONA CARDINALS (2-4)
State Farm Stadium | October 20, 2022 | 5:15 PM



THIS WEEK'S PREVIEW

The Cardinals host the New Orleans Saints on Thursday Night Football this week in the first of four scheduled primetime games for Arizona this season.

The Cardinals are looking for their first win on Thursday night since 2016 while facing a New Orleans team coming into the contest having lost three of its last four on Arizona's home field.

The first-ever primetime matchup between the Cardinals and Saints, this week's game also marks the 31st all-time regular season meeting in a series that dates back to 1967. The winner of this one will gain an upper hand in the series, which is currently tied at 15 wins apiece.

Last week the Cardinals defense kept the high-scoring Seahawks - who had scored 80 points in their previous two games - to just 19 points and a single TD. Now Arizona faces another potent offense in New Orleans, which enters Thursday's tilt having scored 65 points (and 7 TDs) in its last two outings.

Despite facing the Rams, Eagles and Seahawks of late, Arizona's defense has proven to be up to the task. The Cards enter this contest having held each of the last four opponents to 20 points or fewer. That is the longest such streak in the NFL. In that same span, the Saints offense has averaged 26.0 points per game.

One factor that could play to the Cardinals advantage in this primetime showdown is turnovers. Arizona has been among the best in the NFL at protecting the ball (just 5 total turnovers through 6 games) while New Orleans enters the contest having committed 13 turnovers, tied with the Rams for the most in the NFL this season.

After facing the Saints on Thursday night, the Cardinals will travel to Minnesota in Week 8 where they will face the NFC North-leading Vikings. New Orleans will return home to host the Las Vegas Raiders.



ARIZONA CARDINALS - 2022 SCHEDULE

| Date | Opponent | Regular Season Location | AZ Time |
|---------|------------------|------------------------------|---------------|
| Sep. 11 | KANSAS CITY | State Farm Stadium | L, 21-44 |
| Sep. 18 | @ Las Vegas | Allegiant Stadium | W, 29-23 (OT) |
| Sep. 25 | L.A. RAMS | State Farm Stadium | L, 12-20 |
| Oct. 2 | @ Carolina | Bank of America Stadium | W, 26-16 |
| Oct. 9 | PHILADELPHIA | State Farm Stadium | L, 17-20 |
| Oct. 16 | @ Seattle | Lumen Field | L, 9-19 |
| Oct. 20 | NEW ORLEANS# | State Farm Stadium | 5:15 PM |
| Oct. 30 | @ Minnesota* | U.S. Bank Stadium | 10:00 AM |
| Nov. 6 | SEATTLE* | State Farm Stadium | 2:05 PM |
| Nov. 13 | @ L.A. Rams* | SoFi Stadium | 2:25 PM |
| Nov. 21 | SAN FRANCISCO^ | Estadio Azteca (Mexico City) | 6:15 PM |
| Nov. 27 | L.A. CHARGERS* | State Farm Stadium | 2:05 PM |
| | -BYE- | | |
| Dec. 12 | NEW ENGLAND^ | State Farm Stadium | 6:15 PM |
| Dec. 18 | @ Denver* | Empower Field at Mile High | 2:05 PM |
| Dec. 25 | TAMPA BAY> | State Farm Stadium | 6:20 PM |
| Jan. 1 | @ Atlanta* | Mercedes-Benz Stadium | 11:00 AM |
| TBD | @ San Francisco* | Levi's Stadium | TBD |

Prime Video Thursday Night Football
^ ESPN Monday Night Football
> NBC Sunday Night Football
* Subject to flexible scheduling decisions

GAME RELEASE INDEX

| Page | Contents |
|-------|--|
| 2 | Cardinals-Seahawks Matchup Notes |
| 3 | By The Numbers / What To Look For in Week 7 / NFL Schedule |
| 4 | Arizona in Primetime / Hard Knocks / MNF in Mexico City |
| 5-7 | Season Highlights / M. Brown / J. Watt / Z. Allen / Z. Collins |
| 8 | Michael Bidwill / Violet Bidwill / Steve Keim |
| 9 | State Farm Stadium / Bill Bidwill Into Ring of Honor / BetMGM Sportsbook |
| 10 | 2021 Season Highlights |
| 11-13 | Kyler Murray Highlights |
| 14-15 | DeAndre Hopkins Highlights |
| 16 | Zach Ertz Highlights |
| 17 | A.J. Green Highlights |
| 18 | James Conner / Marquise Brown / Rondale Moore |
| 19-20 | J.J. Watt Highlights |
| 21 | B. Baker / J. Thompson / M. Golden / I. Simmons / Z. Allen / B. Murphy |
| 22 | Special Teams Highlights / Matt Prater / Andy Lee |
| 23-60 | 2022 Statistics / Rosters / Depth Chart / 2022 NFL Standings |

THIS WEEK'S HIGHLIGHTS

- The Saints make their fourth all-time visit to State Farm Stadium to take on the Cardinals on Thursday Night Football.
- This will be the first time Arizona faces a Saints team without QB Drew Brees since 2004.
- Thursday night's game will be the Cardinals first this season with WR DeAndre Hopkins. A five-time Pro Bowler and three-time 1st-team All-Pro, Hopkins scored eight TDs in 10 games played for Arizona last season. The Cardinals were 8-2 in games Hopkins played in 2021.**
- Three Arizona defenders posted their first career sack last week in Seattle. Rookie LBs Cameron Thomas and Myjai Sanders each recorded a sack while second-year LB Zaven Collins posted his first two career sacks.
- With his 100-yard rushing performance at Seattle last Sunday, QB Kyler Murray eclipsed 2,000 career rushing yards. He now joins Josh Allen, Russell Wilson and Cam Newton as the only players in NFL history with 12,000+ passing yards and 2,000+ rushing yards in their first four seasons.
- Dating back to Week 3, Arizona's defense has allowed just one passing TD in four games. That is tied with the Rams and Broncos for the fewest in the NFL during that span.
- Last week in Seattle, LB Zaven Collins had the best game of his young career. He recorded his first two career sacks, established career highs in tackles (9), tackles for loss (2) and QB hits (2) while also adding a pass defended.**

BROADCAST INFORMATION



National Broadcast: Prime Video / **Play-By-Play:** Al Michaels **Analyst:** Kirk Herbstreit **Sideline:** Kaylee Hartung
National Radio: Westwood One Radio / **Play-By-Play:** Kevin Kugler **Analyst:** Ryan Leaf
Cardinals Radio: Arizona Sports 98.7 FM / **Play-By-Play:** Dave Pasch **Analyst:** Ron Wolfley **Sideline:** Paul Calvisi
Cardinals Spanish Radio: KHOV 105.1 FM / **Play-By-Play:** Luis Hernandez **Analyst:** Jose Romero



CARDINALS-SAINTS CONNECTIONS

SAINTS CONNECTIONS

Cardinals S **Chris Banjo** (pictured right) played 37 games for the Saints from 2016-18, totaling 22 tackles, 3 INTs, 4 passes defended and a forced fumble. He also appeared in four postseason games with New Orleans.



CARDINALS CONNECTIONS

Saints Director of Player Engagement **Fred McAfee** played 16 seasons (1991-06) as a RB in the NFL, including in 1994 when he appeared in seven games for the Cardinals.

NEW ORLEANS/LOUISIANA CONNECTIONS

Cardinals RB **Darrel Williams** played four seasons at LSU (2014-17) where he rushed for 1,651 yards and 19 TDs with 38 receptions for 462 yards. In 2017, Williams was named one of LSU's two recipients of the Charles McClendon MVP award along with LB Devin White.

Cardinals Defensive Coordinator **Vance Joseph** is a native of Marrero, LA and attended Archbishop Shaw High School, which is located about nine miles from the Mercedes-Benz Superdome. His brother, **Mickey**, served as the wide receivers coach at LSU from 2017-21 following a stint as RBs coach at Louisiana Tech in 2016.

Cardinals Area Scout **Darius Vinnett** is a St. Rose, LA native.

ARIZONA CONNECTIONS

Saints DE **Cameron Jordan** is from Chandler, AZ and earned All-State honors as a senior at Chandler High School in 2006. That season, he totaled 85 tackles and 17.5 sacks and was named the Fiesta Region Defensive Player of the Year after breaking Chandler's career QB sack record in only one season. Jordan was also a state discus champion as senior.

Saints DB **J.T. Gray** played at Coolidge (AZ) High School and was selected to Arizona's Division IV Section II first team as a DB and second-team as a RB in 2012. He also ran track for Coolidge and qualified for the state meet in the 100-meter dash, 200-meter run, high jump and long jump.

Saints T **Andrus Peat** graduated from Corona del Sol High School in Tempe where he was an All-American in football and played for the state champion basketball team as a senior. His father, **Todd Peat**, played in the NFL for six years, including three seasons with the Cardinals from 1987-89.

Saints Defensive Assistant **Sterling Moore** played for the Arizona Hotshots of the Alliance of American Football for one season in 2019.

Saints Strength and Conditioning Coach **Matt Clapp** is a Phoenix, AZ native, and served on the strength staff at Arizona (2013-14) and for the Arizona Rattlers (2013).

Saints Director of Rehabilitation **Jonathan Gress** spent four seasons (2010-14) at Arizona as an assistant athletic trainer/physical therapist.

PRO/COLLEGE CONNECTIONS

Saints Offensive Line Coach **Doug Marrone** (2002-05) was a coach for the Jets when Cardinals Head Coach **Kliff Kingsbury** was a player in 2005.

Kingsbury (2004) and Saints Pass Rush Specialist Coach **Brian Young** (2004-08) played together for one season in New Orleans.

Cardinals Asst. Head Coach/Special Teams Coordinator **Jeff Rodgers** and Saints Head Coach **Dennis Allen** coached together for one season in 2011 with the Broncos.

Saints Senior Defensive Assistant **Peter Giunta** coached Cardinals Defensive Coordinator **Vance Joseph** for a season in 1995 with the Jets when he served as the defensive backs coach and Joseph was a player.

Saints QB **Andy Dalton** and Cardinals WR **A.J. Green** were teammates for nine seasons (2011-10) with the Cincinnati Bengals. Both Green (1st round) and Dalton (2nd round) were selected by the Bengals in the 2011 NFL Draft. They combined for 10 Pro Bowl appearances during their time in Cincinnati, with both being selected in 2011, 2014 and 2016. They were instrumental in the Bengals making five consecutive (2011-15) trips to the postseason.

Cardinals RB **Darrel Williams** (2018-21) and LB **Ben Niemann** (2018-21) played with Saints S **Tyrann Mathieu** (2020-21), S **Daniel Sorensen** (2014-21), and DE **Tanoh Kpassagnon** (2017-20) with the Chiefs.

Cardinals DL **J.J. Watt** (2011-20) and WR **DeAndre Hopkins** played with S **Tyrann Mathieu** in Houston in 2018.

Saints RB **Dwayne Washington** (2013-15) played at Washington with Cardinals S **Budda Baker** (2014-16) and LB **Ezekiel Turner**.

Cardinals OL **Kelvin Beachum** played with Saints LB **Demario Davis** and S **Marcus Maye** with the Jets in 2017.

Saints WR **Jarvis Landry** (2014-17) was coached by Cardinals Associate Head Coach/WRs **Shawn Jefferson** (2016-18) for two seasons in Miami.

Cardinals OL **Billy Price** (2013-17) played with Saints CB **Marshon Lattimore** (2014-16), CB **Bradley Roby** (2011-13), WR **Michael Thomas** (2012-15), TE **Nick Vannett** (2011-15), OL **Wyatt Davis** (2017-20), and LB **Peter Werner** (2017-20) at Ohio State.

Saints S **Marcus Maye** (2012-16) played with Cardinals OL **D.J. Humphries** (2012-14) and OL **Max Garcia** (2012-14) at Florida.

SAINTS FACE A FORMER QB

Following his record-breaking tenure as a QB at Texas Tech, **Kliff Kingsbury** was drafted by New England in the sixth round (201st overall) of the 2003 NFL Draft.



Following a rookie season spent on injured reserve, Kingsbury went on to sign with the Saints in 2004 and spent the year on the team's practice squad.

In 2005 with New Orleans, Kingsbury completed 10-of-21 pass attempts during preseason action before being released and signing with the Jets.

SAINT MATHIEU RETURNS

Saints S **Tyrann Mathieu** played 66 games for the Cardinals during his five seasons (2013-17) in Arizona. On Thursday Night, Arizona will face its former All-Pro safety for the first time when the Cardinals host the Saints this week on Thursday Night Football.



Drafted by Arizona in the third round (69th overall) of the 2013 NFL Draft, Mathieu played in 66 games (57 starts) with Arizona, totaling 308 tackles, 11 INTs, 41 passes defended, 28 tackles for loss, 4.0 sacks, 4 forced fumbles and a fumble recovery.

Mathieu had his best season with Arizona in 2015 when he earned 1st-team All-Pro and Pro Bowl honors after totaling 89 tackles, 11 tackles for loss, 5 INTs, a career-high 17 passes defended and a forced fumble.

He was named NFL Defensive Rookie of the Month (October of '13), NFC Defensive Player of the Month (November of '15) and NFC Defensive Player of the Week (Week 3 of '15) during his time in Arizona.

LAWRENCE HAS DEEP LOUISIANA TIES

Cardinals DL **Rashard Lawrence** is a native of Monroe, LA and went on to star at LSU, helping the Tigers win the National Championship in 2019.



Lawrence was a three-time permanent team captain at LSU (2017-19) who played in 44 games (34 starts) in four years with the Tigers.

CONTINUING AN LSU FAMILY TRADITION

Rashard's uncle is former LSU standout Oliver Lawrence, who played linebacker for the Tigers from 1985-89. Oliver finished his career with 180 tackles, 14 tackles for loss and 16 sacks and was a member of LSU's 1986 and 1988 SEC title teams.

Lawrence's father, Ronald, was also a football standout. He was the star QB at Carroll High, who played a season with his twin brother, Donald, at what is now Louisiana-Monroe, before transferring to play at Grambling.

BLUE CHIP RECRUIT COMING OUT OF LOUISIANA

One of the top defenders in high school football as a senior at Neville (Monroe, LA) High School, Lawrence was five-star recruit who was the nation's No. 21 ranked player according to Scout and the No. 1 player in Louisiana per ESPN. He was also invited to play in the 2016 Under Armour Game after totaling 91 tackles, 15 tackles for loss and 8.0 sacks in his final prep season. Lawrence helped lead Neville to back-to-back 4A state titles in 2014 and 2015.

2022 SEASON RANKINGS (PRIOR TO MNF)

| Statistic | AZ | Rank | NO | Rank |
|----------------------------|--------|------|-------|------|
| Points Scored/Game | 19.0 | 22 | 23.5 | t-12 |
| Points Allowed/Game | 23.7 | 22 | 26.3 | 28 |
| TDs Scored | 13 | t-18 | 16 | t-7 |
| TDs Allowed | 15 | t-18 | 16 | t-22 |
| Rushing TDs | 5 | t-13 | 8 | t-3 |
| Passing TDs | 6 | t-19 | 8 | t-13 |
| Return TDs | 2 | t-2 | 0 | t-19 |
| Rushing TDs Allowed | 6 | t-19 | 5 | t-14 |
| Passing TDs Allowed | 8 | t-13 | 9 | t-20 |
| Return TDs Allowed | 1 | t-16 | 2 | t-28 |
| Sacked/Yards Lost | 14/115 | t-17 | 15/96 | t-21 |
| Fumbles/Lost | 9/1 | t-2 | 12/7 | 32 |
| Field Goals Made | 8/9 | t-24 | 9/13 | t-18 |
| Total Yards/Game | 346.0 | 16 | 382.3 | t-6 |
| Opp. Total Yards/Game | 337.3 | 12 | 342.8 | 17 |
| Rushing Yards/Game | 119.3 | 15 | 151.5 | 7 |
| Opp. Rushing Yards/Game | 103.8 | t-7 | 120.8 | 20 |
| Passing Yards/Game | 226.7 | 17 | 230.8 | 16 |
| Opp. Passing Yards/Game | 233.5 | 19 | 222.0 | 16 |
| Turnover Ratio | +2 | t-7 | -7 | 32 |
| Average Time of Possession | 31:11 | 7 | 30:40 | 12 |

BY THE NUMBERS

3-1

Cardinals record in their last four home games vs. the Saints.

4

Primetime games for Arizona in 2022. The Cardinals four scheduled primetime games are tied for the most in a season in franchise history. Arizona also entered the 2016 season with four scheduled primetime games.

66

Games that Saints S Tyrann Mathieu played for the Cardinals in his five seasons (2013-17) with the team. Mathieu was drafted by Arizona in the third round (69th overall) of the 2013 NFL Draft out of LSU. On Thursday night, the Cardinals will face Mathieu for the first time (regular season or postseason).

8-2

Cardinals record in the 10 games WR DeAndre Hopkins played last season.

8

TD catches for Hopkins in 10 games last season. Hopkins has 10 TD receptions in his last 15 games played dating back to 2020.

4.0

Combined sacks for LBs Zaven Collins (2.0), Cameron Thomas (1.0) and Myjai Sanders (1.0) in last week's game at Seattle. None of the three had a sack in their career entering the contest.

9

Tackles for Collins last week in Seattle, a new career high. He became the first Cardinals player since Markus Golden in 2016 (10 tackles, 2.0 sacks vs. San Francisco on 10/6) to have 9+ tackles and 2.0+ sacks in a game.

5

Sacks for the Cardinals defense last week at Seattle, a season high. Four different Arizona defenders (Zaven Collins, Markus Golden, Cameron Thomas and Myjai Sanders) had at least 1.0 sack in the contest.

140

Sacks for the Cardinals defense dating back to the beginning of 2019. Under defensive coordinator Vance Joseph (2019-22), the Cardinals rank eighth in the NFL in total sacks during that span.

19

Points allowed by the Cardinals in Seattle last week. It marked Arizona's fourth consecutive game allowing 20 points or fewer. That is the longest active streak in the NFL.

1

Passing TDs allowed by the Cardinals defense in the last four games. That is tied with the Rams and Broncos for the fewest in the NFL since Week 3.

43

Receptions for WR Marquise Brown this season. He is ranks fifth in the NFL in receptions in 2022 while also ranking seventh in the NFL in receiving yards (485). Brown has never finished a season in the top-10 in either category.

2,019

Career rushing yards for QB Kyler Murray, who had 100 yards on 10 carries last week in Seattle. Murray has joined Josh Allen, Russell Wilson and Cam Newton as the only players in NFL history with 12,000+ passing yards and 2,000+ rushing yards in their first four seasons.

3

Total number of 100-yard rushing games for Cardinals QBs in franchise history. Murray (106 vs. Miami in 2020; 100 at Seattle in 2022) is responsible for two of those three performances.

35

Receptions for TE Zach Ertz this season. Among NFL TEs, only KC's Travis Kelce (41) and BAL's Mark Andrews (39) have more catches than Ertz in 2022.

2005

Year that S Chris Banjo - prior to last week - last scored a TD. Banjo scored his first TD at the college or NFL level with his fumble recovery in the end zone in Seattle last Sunday. He had last scored a TD on an INT return during his sophomore year at Fort Bend Kempner (Sugar Land, TX) High School.

4

Games this season in which Brown has at least six receptions. He had 10 such performances in three seasons (46 games) with the Ravens.

59

Turnovers for the Cardinals in 55 games under head coach Kliff Kingsbury. Dating back to 2019, only two teams have fewer: Packers (45) and Saints (56).

19

Fumbles lost by the Cardinals under Kingsbury. That is the fewest in the NFL dating back to 2019. No other team in the league has fewer than 23 fumbles lost during that span.

34.0

Sacks for LB Markus Golden as a member of the Cardinals. He sits in 12th place on the franchise all-time list, needing just 4.0 more to enter the top-10.

WHAT TO LOOK FOR IN WEEK 7

WITH A WIN THIS WEEK...

- The Cardinals would take a 16-15 advantage in their all-time regular season series against the Saints.
- Arizona would improve to 4-1 in its last five home games vs. New Orleans.
- The Cardinals would earn their first win on Thursday Night Football since 2016.

MILESTONES WITHIN REACH

TE Zach Ertz

- With 1 reception, Ertz would have at least one catch in 113 consecutive games. That would extend the fourth-longest active streak in the NFL.

WR DeAndre Hopkins

- With 1 reception, Hopkins would have at least one catch in 137 consecutive games. That would extend the longest active streak in the NFL.
- With 11 catches, Hopkins would have 800 career receptions. At 30 years, 135 days old he would be the second-youngest player in NFL history to reach the milestone behind only Larry Fitzgerald (30 years, 57 days).
- With 1 TD reception, Hopkins would have three TD receptions in three career games vs. New Orleans.

QB Kyler Murray

- With 2 TDs (passing or rushing), Murray would have 100 career TDs.
- With a passer rating of 120.0+, Murray would have 10 such performances in his career. That would tie Neil Lomax (10 times in 108 games) for the most games with a passer rating of 120.0+ in franchise history.

WR Marquise Brown

- With 7 receptions, Brown would join DeAndre Hopkins (57 in 2020) and J.T. Smith (54 in 1989) as the only players in franchise history with 50+ receptions through the first seven games of a season.

DL J.J. Watt

- With 1.0 sack, Watt would have 4.5 sacks in his last eight regular season games.
- With 1.0 sack, Watt would have 4.0 sacks in four career games vs. the Saints.
- With 2.0 sacks, Watt would have 5.5 sacks in his last eight regular season games.

DL Zach Allen

- With 1.0 sack, Allen would have 3.0 sacks in 2022. That would leave him just 1.0 sack shy of tying his career high for a single season (4.0 in 2021).

LB Markus Golden

- With 1.0 sack, Golden would have 46.5 sacks for his career, including 35.0 as a member of the Cardinals.

WEEK 7 AROUND THE NFL

Teams on Bye: Bills, Rams, Vikings, Eagles

Thursday, October 20

New Orleans Saints at Arizona Cardinals - 5:15 PM (Prime Video)

Sunday, October 23

Cleveland Browns at Baltimore Ravens - 10:00 AM (CBS)
Tampa Bay Buccaneers at Carolina Panthers - 10:00 AM (FOX)
Atlanta Falcons at Cincinnati Bengals - 10:00 AM (FOX)
Detroit Lions at Dallas Cowboys - 10:00 AM (CBS)
New York Giants at Jacksonville Jaguars - 10:00 AM (FOX)
Indianapolis Colts at Tennessee Titans - 10:00 AM (CBS)
Green Bay Packers at Washington Commanders - 10:00 AM (FOX)
New York Jets at Denver Broncos - 1:05 AM (CBS)
Houston Texans at Las Vegas Raiders - 1:05 PM (CBS)
Seattle Seahawks at Los Angeles Chargers - 1:25 PM (FOX)
Kansas City Chiefs at San Francisco 49ers - 1:25 PM (FOX)
Pittsburgh Steelers at Miami Dolphins - 5:20 PM (NBC)

Monday, October 24

Chicago Bears at New England Patriots - 5:15 PM (ESPN, ESPN2)

KEEPING UP WITH THE CARDINALS

The Cardinals 2022 media guide can be found at the team's media site on NFL Online Media Guide (www.NFLOMG.com).

The all-encompassing media resource is updated continuously and will include the following:

- Traditional media guide information
- Player bios that feature career and seasons stats updated in real-time.
- Official league statistics from NFL GSIS
- Tweet-ready charts and stat grids that update in real time
- Customizable in-game reports
- Final game books and statistics
- Records and milestones tracked live
- Postgame quotes



CARDS MAKE REGULAR SEASON PRIMETIME DEBUT

The Cardinals four-game primetime slate in 2022 begins this week when the team hosts the New Orleans Saints on Thursday Night Football.

Thursday's game will be the 31st all-time regular season matchup between the Cardinals and Saints - and the first to take place in primetime.

Of Arizona's four primetime games this season, three will take place at State Farm Stadium. That matches the most-ever primetime home games for the Cardinals in a regular season (also in 1995, 1999, 2015, 2016 and 2021).



Arizona in Primetime in 2022

| Week | Opponent | Game (Broadcast) |
|------|---------------|---------------------------------------|
| 7 | New Orleans | Thursday Night Football (Prime Video) |
| 11* | San Francisco | Monday Night Football (ESPN) |
| 14 | New England | Monday Night Football (ESPN) |
| 16+ | Tampa Bay | Sunday Night Football (NBC) |

*Mexico City +Christmas Night

Arizona enters this week's game looking for its fourth win on Thursday Night Football and its first since 2016.

THURSDAY NIGHT FOOTBALL ON PRIME VIDEO - WHAT TO KNOW

HOW TO WATCH: In addition to being available on Prime Video and the Prime Video Twitch channel, the Cardinals-Saints game will also be available through the NFL mobile app via NFL+, and through your local affiliate in the home and away team markets. In Arizona, the game can be seen locally on FOX-10 (KSAZ-TV).

BROADCAST TEAMS: Along with the main broadcast featuring play-by-play announcer **Al Michaels**, analyst **Kirk Herbstreit**, and sideline reporter **Kaylee Hartung**, there will be a full Spanish commentary broadcast for a Spanish-speaking audience. That crew features play-by-play announcer **Miguel Gurwitz**, former Cardinals offensive lineman **Rolando Cantú** as an analyst, and sideline reporter **Mayra Gomez**.

PRE-GAME, HALFTIME AND POST-GAME: **Charissa Thompson** will host the Thursday Night Football pre- and post-game show. She is joined by **Ryan Fitzpatrick**, **Richard Sherman**, **Tony Gonzalez**, **Andrew Whitworth**, **Taylor Rooks** and **Michael Smith**. The pre-game show for the Cardinals-Saints matchup this Thursday will begin at 4:00 PM Arizona time.

ARIZONA IN PRIMETIME

- The Cardinals four scheduled primetime games are tied for the most in franchise history. Arizona also entered the 2016 season with four scheduled primetime games (Week 1, Weeks 5-7).
- Arizona is scheduled to play on Thursday Night, Sunday Night and Monday Night Football in the same season for just the fourth time in franchise history (2014, 2015, 2016).
- The 2022 season marks just the fourth time in franchise history – and first time since 1985 – the Cardinals will play multiple games on Monday Night Football. Arizona had two MNF games in 1985, 1977 and 1971.
- RB **James Conner** thrived under the bright lights in 2021 - his first season with the Cardinals. In the two primetime games he appeared in, Conner had four rushing TDs.

ALTERNATE HELMETS RETURN FOR THURSDAY NIGHT

For the second - and final - time during the regular season, the Cardinals will wear their alternate helmets for Thursday night's matchup against the New Orleans Saints.

Arizona's alternate helmet will be paired with its Color Rush uniform.

The alternate helmet has a shiny, gloss black shell with red flecks as well as a black facemask. It features iridescent chrome decals with a gradient screen of the team's Cardinal head logo as well as front and back bumpers displaying "ARIZONA" in black type.

Thursday night's game will mark the third time this season in which the Cardinals have worn their alternate helmets. They debuted in the nationally televised preseason matchup vs. Baltimore and Arizona brought them back for their Week 5 game against the Eagles.



HARD KNOCKS IN SEASON: ARIZONA CARDINALS

In May it was announced that the second half of the Cardinals upcoming 2022 season will be featured on television's most acclaimed sports reality franchise **Hard Knocks**, which last year expanded its programming platform with the introduction of a multi-episode, in-season edition.



HBO Sports and NFL Films will team up to bring fans **Hard Knocks In Season: The Arizona Cardinals** this fall for an all-access primetime docuseries on the franchise.

The first episode will premiere on Wednesday, November 9. Additional episodes will premiere each Wednesday through the end of the Cardinals season.

The 18-time Emmy-winning weekly series will deliver its signature all access coverage to document an NFL franchise in-season and in real time, following the Cardinals as the team navigates the challenges of an NFL season and battles to return to the post-season. The series will be available on HBO and to stream on HBO Max during the 2022 NFL season beginning in November.

Hard Knocks In Season debuted last fall with the engaging and eventful drama of the Indianapolis Colts' 2021 regular season journey.

"Last season **Hard Knocks** made an unprecedented leap, documenting an NFL regular season in real time for the first time ever with the Indianapolis Colts," said Keith Cossrow, NFL Films Vice President and Senior Coordinating Producer. "This season, we are eager to build on that success and go even further with one of the most exciting teams in the NFL."

This will mark the Cardinals first appearance as part of the **Hard Knocks** franchise, which originally launched in 2001.

UP NEXT IN PRIMETIME: MEXICO CITY

After this week's Thursday Night Football matchup vs. New Orleans, the Cardinals will next play in primetime in Week 11 vs. San Francisco. On November 21, the Cardinals will take on the Niners at Estadio Azteca in Mexico City on Monday Night Football.

The contest will serve as a rematch of the 2005 Cardinals-49ers game at Estadio Azteca which was the NFL's first regular season game held outside the United States.

The Cardinals earned a 31-14 win over the 49ers in that game in front of a then-record crowd of 103,467.

The Cards have a long history with international games and have participated in many global "firsts" for the league:

- The franchise played in the first NFL regular season game held outside the United States when they defeated the San Francisco 49ers 31-14 at Estadio Azteca in Mexico City on October 2, 2005.
- The team also played the first NFL game outside of North America on August 16, 1976 against the Chargers in Tokyo's Korakuen Stadium. The Cardinals won, 20-10.
- The first American football contest played on British soil was between the Cardinals and Vikings in London's Wembley Stadium on August 6, 1983.



COMPLETE LIST OF CARDINALS INTERNATIONAL GAMES

| Date | Opponent | Location | Result |
|----------|---------------------|------------------------------|----------|
| 8/5/59 | Toronto Argonauts | Exhibition Stadium (Toronto) | W, 55-26 |
| 8/2/61 | Toronto Argonauts | Exhibition Stadium (Toronto) | W, 36-7 |
| 8/16/76 | San Diego Chargers | Korakuen Stadium (Tokyo) | W, 20-10 |
| 8/6/83 | Minnesota Vikings | Wembley Stadium (London) | L, 10-28 |
| 10/2/05 | San Francisco 49ers | Estadio Azteca (Mexico City) | W, 31-14 |
| 10/22/17 | Los Angeles Rams | Twickenham Stadium (London) | L, 0-33 |

HERNANDEZ HAS TIES TO MEXICO CITY

OL **Will Hernandez** has family ties to Mexico City. His parents, Robert Hernandez and Angelica Lemus, moved to the United States from Mexico prior to his birth. His grandparents hail from Mexico City. Hernandez's father was a professional soccer player in Mexico.

"This is a huge and special game for me," Hernandez said after the match-up was announced. "My dad's whole side of the family still lives in Mexico City. To be able to play a game at Estadio Azteca is huge. That is one of the most historic stadiums in Mexico. I am very excited to get to play in front of my people, where I am from and where my family grew up."

DEFENSE CLAMPING DOWN OF LATE

Arizona's defense has been one of the NFL's best in the last month. **The Cardinals have allowed 20 points or fewer in each of the last four games, the longest active streak in the NFL.**

Dating back to Week 3, the Cardinals defense ranks:

| Statistic | Total | Rnk |
|-------------------------------|-------|-------------------|
| Passing TDs Allowed | 1 | t-1 st |
| First Downs Allowed/Game | 17.3 | 3 rd |
| Goal-to-Go Efficiency (TD %) | 40.0 | 3 rd |
| Offensive TDs Allowed/Game | 1.50 | t-3 rd |
| Red Zone Efficiency (TD %) | 38.5 | 4 th |
| Tackles for Loss | 21 | 5 th |
| Net Yards Allowed/Game | 303.0 | 6 th |
| Offensive Points Allowed/Game | 17.0 | 7 th |
| 3rd Down Percentage | 33.3 | t-7 th |
| Total Points Allowed/Game | 18.8 | 10 th |
| Yards Allowed/Play | 5.18 | 10 th |



ALLEN CONTINUES HIS RAPID ASCENT

Following a promising 2021 campaign, fourth-year DL Zach Allen is having a breakout season for the Cardinals in 2022.

Through six games, Allen has totaled 25 tackles, 2.0 sacks, a career-high five passes defended, nine QB hits and four tackles for loss.

In Week 5 vs. Philadelphia, Allen finished with eight tackles, a sack, two tackles for loss, two QB hits and a pass defended.

Against the Panthers in Week 4, Allen had six tackles, a sack, a career-high three passes defended, two QB hits and a tackle for loss.

In Weeks 4-5, Allen had a sack in consecutive games for the third time in his career - with all of those instances coming since last season:

Games 4-5 in 2022
Games 12-13 in 2021
Games 5 & 8 in 2021

ALLEN JOINS JALEN RAMSEY - AND OTHER FACTS ABOUT HIS RECENT PLAY
Allen and Rams All-Pro CB Jalen Ramsey are the only players in the NFL this season with 2.0+ sacks and 5+ passes defended.

Allen's performance the last three weeks is a continuation of his ascension dating back to last season. A look at his first 21 career games compared to his last 17:

Allen Comparison

| Statistic | 1 st 21 | Last 17 |
|-------------------|--------------------|---------|
| Sacks | 2.0 | 6.0 |
| QB Hits | 10 | 20 |
| Passes Defended | 3 | 9 |
| Tackles for Loss | 6 | 9 |
| Fumble Recoveries | 1 | 2 |

- **Thru 6 games in 2022, has a career-high 5 passes defended**
- **Of his 30 career QB hits, over half (16) have come in his last 11 games played**
- **Has 6 passes defended in last 8 games, compared to 6 in his first 30 games**
- **Prior to Allen in Week 4, the last Cardinals D-Lineman to have 3+ passes defended in a game was Andre Wadsworth (3) on 9/19/99 vs. Miami.**

ALLEN AND WATT MAKE A DYNAMIC DUO

DL Zach Allen and DL J.J. Watt have excelled playing alongside each other this season. **In five games together in 2022, they have combined for 32 tackles, 4.5 sacks, eight tackles for loss, 11 QB hits and eight passes defended.**

Allen (5) and Watt (3) are among the 11 D-Linemen in the NFL this season with at least three passes defended.

2022 NFL Leaders - Passes Defended (D-Line)

| Rnk | Player (Team) | PD |
|-----|-----------------------|----|
| 1 | Derrick Brown (Car) | 6 |
| 2t | Zach Allen (AZ) | 5 |
| 2t | Teair Tart (Ten) | 5 |
| 4t | J.J. Watt (AZ) | 3 |
| 4t | B.J. Hill (Cin) | 3 |
| 4t | D.J. Jones (Den) | 3 |
| 4t | Daron Payne (Was) | 3 |
| 4t | DeMarvin Leal (Pit) | 3 |
| 4t | Jeffery Simmons (Ten) | 3 |
| 4t | Jonathan Allen (Was) | 3 |
| 4t | Chris Jones (KC) | 3 |



COLLINS MAKING SIGNIFICANT IMPACT IN YEAR TWO

Second-year LB Zaven Collins - the Cardinals first round pick (16th overall) in the 2021 NFL Draft - has started all six games this season and has made massive strides in his second year.

Through six games, Collins ranks second on the team with 41 tackles (27 solo) while adding 2.0 sacks, four tackles for loss, a forced fumble and a pass defended.

A look at what he has accomplished in six games this season vs. his stats in 17 games as a rookie:

| Statistic | 2022 | 2021 |
|------------------|------|------|
| Games | 6 | 17 |
| Starts | 6 | 6 |
| Total Tackles | 41 | 25 |
| Solo Tackles | 27 | 13 |
| Sacks | 2.0 | 0.0 |
| Tackles for Loss | 4 | 1 |
| Forced Fumbles | 1 | 0 |
| Passes Defended | 1 | 4 |



Last week in Seattle, Collins had the best game of his young career. He recorded his first two career sacks, established career highs in tackles (9), tackles for loss (2) and QB hits (2) while also adding a pass defended.

WATT BRINGS THE PRESSURE

After missing the season-opener, DL J.J. Watt returned for Week 2 and **in his five games played this season he has nine tackles, 2.5 sacks, four tackles for loss, four QB pressures and three passes defended.**

His return has made a big impact. **Watt is one of just eight defenders in the NFL this season with 2.0+ sacks, 3+ passes defended and 4+ tackles for loss. He is the only player among the group who has played in fewer than six games.**

Players w/ 2.0 Sacks, 3+ PD & 4+ TFL (2022)

| Player (Team) | Gms | Sacks | PD | TFL |
|---------------------|-----|-------|----|-----|
| J.J. Watt (AZ) | 5 | 2.5 | 3 | 4 |
| Zach Allen (AZ) | 6 | 2.0 | 5 | 4 |
| Jonathan Allen (KC) | 6 | 3.5 | 3 | 7 |
| Devin White (TB) | 6 | 3.0 | 4 | 5 |
| Chris Jones (KC) | 6 | 3.0 | 3 | 5 |
| Daron Payne (Was) | 6 | 3.5 | 3 | 5 |
| T.J. Edwards (Phi) | 6 | 2.0 | 3 | 4 |
| Jalen Ramsey (LAR) | 6 | 2.0 | 5 | 4 |



WATT HIGHLIGHTS IN 2022

- **In his first regular season game since Week 7 of 2021, Watt tallied two tackles, a sack, a tackle for loss, a QB hit and pass defended vs. the Raiders in Week 2.**
- **He followed that performance with another sack in Week 3 vs. the Rams. His sacks vs. the Raiders and Rams gave him a sack in back-to-back games for the first time since Games 4-5 of the 2019 season.**
- **In Week 4 at Carolina, Watt finished with three tackles and two passes defended, one of which was a deflection that led to the INT by LB Dennis Gardeck in the fourth quarter.**

EXCITING YOUNG TALENT ON THE OUTSIDE


The Cardinals drafted a pair of LBs in the 3rd round of the 2022 NFL Draft, taking San Diego State's Cameron Thomas at 87th overall and Cincinnati's Myjai Sanders at 100th overall.

In last week's game at Seattle, both rookies recorded their first career sack. Thomas took down Seahawks QB Geno Smith in the first quarter while Sanders posted his sack in the third quarter.

AMONG THE BEST IN THE COLLEGE RANKS
Both Thomas (2021) and Sanders (2020) were semi-finalists for the Bednarik Award as the best defensive player in college football.

As a junior in 2021, Thomas was named the Mountain West Defensive Player of the Year after posting 71 tackles, 20.5 tackles for loss, 11.5 sacks and 21 QB hurries. His 20.5 tackles for loss tied the Mountain West single-season record. According to ProFootballFocus.com, in 2021 Thomas ranked 2nd among all FBS edge defenders with 77 total QB pressures.

A two-time 1st-team American Athletic Conference selection (2020-21), Sanders finished the 2021 season with 62 total pressures, which led the AAC.



BROWN REMAINS AMONG NFL RECEIVING LEADERS

In his first six games with the Cardinals, WR Marquise Brown leads the team in receptions (43), receiving yards (485) and TD receptions (3).

Only two players in franchise history had more receptions through the first six games of a season than Brown has in 2022 (43).

| Franchise Record Receptions Thru 1 st 6 Games (Season) | | |
|---|------------------------------|-----------|
| Rnk | Player (Year) | Rec |
| 1t | DeAndre Hopkins (2020) | 47 |
| 1t | J.T. Smith (1989) | 47 |
| 3t | Marquise Brown (2022) | 43 |
| 3t | Larry Fitzgerald (2015) | 43 |
| 3t | Larry Centers (1996) | 43 |



Brown's 43 receptions rank third the NFC and fifth in the NFL this season. His 485 receiving yards rank fourth in the NFC and are seventh in the NFL.

Brown has never finished a season ranked in the top-10 in either category.

| 2022 NFL Leaders – Receptions | | | 2022 NFL Leaders – Receiving Yards | | |
|-------------------------------|----------------------------|-----------|------------------------------------|----------------------------|------------|
| Rnk | Player (Team) | Rec | Rnk | Player (Team) | Yds |
| 1 | Cooper Kupp (LAR) | 56 | 1 | Tyreek Hill (Mia) | 701 |
| 2 | Tyreek Hill (Mia) | 50 | 2 | Stefon Diggs (Buf) | 656 |
| 3 | Stefon Diggs (Buf) | 49 | 3 | Justin Jefferson (Min) | 654 |
| 4 | Justin Jefferson (Min) | 46 | 4 | Cooper Kupp (LAR) | 607 |
| 5 | Marquise Brown (AZ) | 43 | 5 | Jaylen Waddle (Mia) | 533 |
| | | | 6 | A.J. Brown (Phi) | 503 |
| | | | 7 | Marquise Brown (AZ) | 503 |

In Week 3 vs. the Rams, Brown had a career-high 14 receptions for 140 yards. In addition to representing a career high for the fourth year pro, it also tied for the second-highest single-game total in franchise history.

Franchise Record – Receptions (Single-Game)

| Rnk | Player | Rec | Opponent |
|-----|-----------------------|-----------|--|
| 1 | Sonny Randle | 16 | 11/4/62 at NYG |
| 2t | Marquise Brown | 14 | 9/25/22 vs. LAR |
| 2t | DeAndre Hopkins | 14 | 9/13/20 at SF |
| 2t | Anquan Boldin | 14 | 9/23/07 at Bal |
| 5t | 7 times | 13 | Last - Larry Fitzgerald, 9/25/17 vs. Dal |

MURRAY SURPASSES 2,000 RUSHING YARDS

After rushing for 100 yards on 10 carries last week in Seattle, QB **Kyler Murray** now has 2,019 rushing yards in his career. *In the Super Bowl era, only five QBs reached 2,000 career rushing yards in fewer games than Murray (52).*

Super Bowl Era Fewest Games to 2,000 Rushing Yards (QB)

| Rnk | Player (Years) | Gms |
|-----|-------------------------------|-----------|
| 1 | Lamar Jackson (2018-21) | 33 |
| 2 | Michael Vick (2001-04) | 39 |
| 3 | Bobby Douglass (1969-72) | 46 |
| 4 | Cam Newton (2011-14) | 48 |
| 5 | Russell Wilson (2012-15) | 51 |
| 6 | Kyler Murray (2019-22) | 52 |

Murray became just the fourth player in NFL history with 12,000+ passing yards and 2,000+ rushing yards in his first four seasons.



| NFL History - 12,000+ Passing Yards & 2,000+ Rushing Yards (1 st 4 Seasons) | | | | |
|--|----------|---------------|--------------|-----------|
| Player (Years) | Team | Passing | Rushing | Gms |
| Kyler Murray (2019-22) | Arizona | 12,943 | 2,019 | 52 |
| Josh Allen (2018-21) | Buffalo | 14,114 | 2,325 | 61 |
| Russell Wilson (2012-15) | Seattle | 13,974 | 2,430 | 64 |
| Cam Newton (2011-14) | Carolina | 14,426 | 2,571 | 62 |

MURRAY HITS 100 FOR THE SECOND TIME

There have been three 100-yard rushing performances by a QB in franchise history and Murray has accounted for two of those. He owns three of the five highest single-game rushing totals by a QB in franchise history.

Rushing Yards By Quarterback – Single Game (All-Time)

| Rnk | Player | Yds | Opponent |
|-----|---------------------|------------|-----------------------------|
| 1 | Charley Trippi | 145 | 12/16/51 @ Chicago |
| 2 | Kyler Murray | 106 | 11/8/20 vs. Miami |
| 3 | Kyler Murray | 100 | 10/16/22 @ Seattle |
| 4 | M.C. Reynolds | 99 | 11/2/58 vs. Philadelphia |
| 5 | Kyler Murray | 93 | 10/6/19 @ Cincinnati |

Murray had a 42-yard run in Seattle last week. It was the sixth-longest run by a QB in franchise history and the third-longest run of Murray's career.

Franchise Record - Longest Runs By Quarterback (All-Time)

| Rnk | Player | Dist | Opponent |
|-----|---------------------|-----------|----------------------------------|
| 1 | Charley Trippi | 59t | 10/5/52 vs. Chicago |
| 2 | Kyler Murray | 57 | 12/25/21 vs. Indianapolis |
| 3 | M.C. Reynolds | 50 | 11/2/58 vs. Philadelphia |
| 4 | Kyler Murray | 48 | 10/4/20 @ Carolina |
| 5 | Sam Etcheverry | 44 | 12/17/61 vs. Pittsburgh |
| 6 | Kyler Murray | 42 | 10/16/22 @ Seattle |

ARIZONA TRADES FOR ANDERSON

On Monday (10/17), the Cardinals announced that - pending the passing of a physical - the team will acquire WR **Robbie Anderson** in a trade with the Carolina Panthers.



Anderson is in his seventh NFL season in 2022 and has played in 101 games (84 starts) with Panthers (2020-22) and Jets (2016-19). *He has 368 receptions for 4,880 yards and 29 TDs since entering the league in 2016 with the Jets as an undrafted rookie free agent from Temple.*

Anderson, whose position coach at the Jets was current Cardinals Associate Head Coach/WRs **Shawn Jefferson**, has had over 500 receiving yards in each of his first six seasons, including in 2020 when he set career-highs with 1,096 yards and 95 receptions with the Panthers.

Among players who entered the NFL as undrafted free agents, Anderson was just the third to begin his career with six consecutive seasons of 40+ receptions and 500+ receiving yards. He joined Wayne Chrebet (1995-2000) and Charley Hennigan (1960-65) as the only players to accomplish the feat.

ERTZ HITTING MILESTONES BY THE GAME

TE **Zach Ertz** was among the Cardinals top-offensive weapons in 11 games with the team last season - after he was acquired in an October trade with the Philadelphia Eagles.

He has been just as - if not more - productive to start the 2022 season. *Through six games Ertz has 35 receptions for 299 yards and two TDs. His 35 receptions rank third among NFL TEs this season.*



NFL Leaders - Receptions (Tight End)

| Rnk | Player (Team) | Rec |
|-----|-----------------------|-----------|
| 1 | Travis Kelce (KC) | 41 |
| 2 | Mark Andrews (Bal) | 39 |
| 3 | Zach Ertz (AZ) | 35 |
| 4 | Tyler Higbee (LAR) | 34 |
| 5t | David Njoku (Cle) | 27 |
| 5t | Robert Tonyan (GB) | 27 |

The 2022 season has already been one of many milestones for Ertz.

Week 3 vs. the Rams: Became the third-youngest TE in NFL history to reach 650 career receptions.

NFL History – Youngest TEs to 650 Receptions

| Rnk | Player (Years) | Age |
|-----|----------------------------|---------------------------|
| 1 | Jason Witten (2003-11) | 29 years, 170 days |
| 2 | Tony Gonzalez (1997-06) | 30 years, 195 days |
| 3 | Zach Ertz (2013-22) | 31 years, 319 days |
| 4 | Travis Kelce (2013-21) | 32 years, 12 days |
| 5 | Antonio Gates (2003-13) | 33 years, 89 days |

Only two TEs in NFL history reached 650 receptions in fewer games.

NFL History – Fewest Games to 650 Receptions (TE)

| Rnk | Player (Years) | Games |
|-----|----------------------------|------------|
| 1 | Travis Kelce (2013-21) | 117 |
| 2 | Jason Witten (2003-11) | 133 |
| 3 | Zach Ertz (2013-22) | 137 |
| 4 | Tony Gonzalez (1997-06) | 144 |
| 5 | Antonio Gates (2003-13) | 149 |

Week 4 at Carolina: Joined Kansas City's Travis Kelce as the only active TEs with 7,000+ career receiving yards.

Active NFL Leaders - Receiving Yards (Tight End)

| Rnk | Player (Team) | Yds |
|-----|-----------------------|--------------|
| 1 | Travis Kelce (KC) | 9,461 |
| 2 | Zach Ertz (AZ) | 7,140 |
| 3 | Mercedes Lewis (GB) | 5,020 |
| 4 | Kyle Rudolph (TB) | 4,757 |
| 5 | George Kittle (SF) | 4,671 |

Week 5 vs. Philadelphia: Playing against his former team, passed Hall of Famer Ozzie Newsome (662) for eighth place on the NFL's all-time list for career receptions by a TE.

NFL History - Receptions by Tight End (Career)

| Rnk | Player (Years) | Rec | To Pass |
|-----|--------------------------|------------|---------|
| 1 | Tony Gonzalez (1997-13) | 1,325 | 656 |
| 2 | Jason Witten (2003-20) | 1,228 | 559 |
| 3 | Antonio Gates (2003-18) | 955 | 286 |
| 4 | Shannon Sharpe (1990-03) | 815 | 146 |
| 5 | Travis Kelce (2013-) | 745 | 76 |
| 6 | Greg Olsen (2007-20) | 742 | 73 |
| 7 | Jimmy Graham (2010-21) | 713 | 44 |
| 8 | Zach Ertz (2013-) | 670 | - |
| 9 | Ozzie Newsome (1978-90) | 662 | - |
| 10 | Rob Gronkowski (2010-21) | 621 | - |

A CATCH VS. ALL 32 TEAMS

After catching six passes vs. the Eagles in Week 5, Ertz has at least one reception vs. all 32 NFL franchises. He joins LAC's Gerald Everett as the only active TEs to accomplish the feat.

CARDS REMAIN NFL'S BEST ON THE ROAD

After leading the NFL with a franchise single-season record eight road wins in 2021, Arizona is 2-1 on the road in 2022.

Dating back to the beginning of last season, the Cardinals are 10-2 on the road. Their .833 winning percentage in that span leads the NFL.

NFL Leaders

Road Winning Percentage (2021-22)

| Rnk | Team | Win% | W | L |
|-----|--------------|------|----|---|
| 1 | Arizona | .833 | 10 | 2 |
| 2t | Dallas | .750 | 9 | 3 |
| 2t | Philadelphia | .750 | 9 | 3 |
| 4 | L.A. Rams | .727 | 8 | 3 |
| 5t | Tampa Bay | .667 | 8 | 4 |
| 5t | Buffalo | .667 | 8 | 4 |
| 5t | New England | .667 | 8 | 4 |



The Cardinals also have a 14-6 record on the road over the last three seasons (2020-22). In that span, only Kansas City (.789) has a higher road winning percentage than Arizona (.700).

NFL Leaders – Road Winning Percentage (2020-22)

| Rnk | Team | Win% | W | L |
|-----|-------------|------|----|---|
| 1 | Kansas City | .789 | 15 | 4 |
| 2t | Arizona | .700 | 14 | 6 |
| 2t | Tampa Bay | .700 | 14 | 6 |
| 2t | Buffalo | .700 | 14 | 6 |
| 5t | New Orleans | .684 | 13 | 6 |
| 5t | Tennessee | .684 | 13 | 6 |

Of the Cardinals 14 road wins over the last three seasons (2020-22), an NFL-high 11 have come by 10+ points.

NFL Leaders – Road Wins of 10+ Points (2020-22)

| Rnk | Team | Wins |
|-----|--------------|------|
| 1 | Arizona | 11 |
| 2 | Buffalo | 9 |
| 3 | Tampa Bay | 8 |
| 4t | Kansas City | 7 |
| 4t | New Orleans | 7 |
| 4t | Baltimore | 7 |
| 4t | Indianapolis | 7 |

A LONG-AWAITED WIN AT CAROLINA

In Week 4, the Cardinals earned their first road win vs. the Panthers since the 2008 postseason and their first regular season road win since 2002.

WIN IN VEGAS WAS A WILD ONE

Arizona's Week 2 win at Las Vegas resulted in one of the biggest comeback wins in franchise history.

The Cardinals trailed 20-0 at halftime and came from behind to earn the OT victory. It marked just the fifth time in franchise history - and first time since 1999 - Arizona overcame a deficit of 20+ points to win a game.

The Cards 20-point comeback is the largest lead surrendered in Raiders history.

Franchise History – Biggest Comebacks

| Rnk | Pts | Opponent | Comeback Notes |
|-----|-----|----------------------------|---|
| 1 | 25 | vs. Tampa Bay, 11/8/87 | Trailed 28-3 entering the 4 th quarter |
| 2 | 23 | vs. San Francisco, 11/6/88 | Trailed 23-0 in the 3 rd quarter |
| 3t | 21 | at Philadelphia, 9/12/99 | Trailed 21-0 after 1 st quarter |
| 3t | 21 | at L.A. Rams, 12/4/49 | Trailed 24-3 in the 3 rd quarter |
| 5 | 20 | at Las Vegas, 9/18/22 | Trailed 20-0 at halftime |

• Prior to the victory over the Raiders in Week 2, the Cardinals had never won a game when trailing by 20+ points at halftime. **Including postseason, Arizona was 0-88-1 in games they faced a halftime deficit of at least 20 points.**

• **Arizona became the first team in NFL history to score a TD on the last play of regulation, execute a two-point conversion to force OT, then go on to win in OT.**



MURPHY AND MURRAY NOW IN THE HALL OF FAME

After making history in the Cardinals comeback win over the Raiders, both QB **Kyler Murray** and CB **Byron Murphy, Jr.** are being honored at the Pro Football Hall of Fame, which has a game-used ball signed by Murray and the jersey of Murphy now on display in Canton.

Murray is being honored for becoming the first player in NFL history to have a passing TD, rushing TD, a two-point conversion pass and a two-point conversion run in the same game.

Murphy is being honored for his game-winning TD in OT, the longest OT fumble return TD in NFL history (59 yards).



CARDS HISTORICALLY GOOD IN OVERTIME

The Week 2 win over the Raiders was the Cardinals 28th all-time OT win. That is tied with Denver for the most in NFL history.

NFL History – Total OT Victories

| Rnk | Team | Wins |
|-----|---------------|------|
| 1t | Arizona | 28 |
| 1t | Denver | 28 |
| 3t | Washington | 25 |
| 3t | Chicago | 25 |
| 3t | NY Jets | 25 |
| 3t | Minnesota | 25 |
| 3t | San Francisco | 25 |
| 3t | Pittsburgh | 25 |



With the victory, Arizona improved to 28-16-4 in OT games all time. The Cardinals .625 winning percentage in OT games is the best in NFL history.

NFL History – Overtime Winning Percentage

| Rnk | Team | Win% | Record |
|-----|------------|------|---------|
| 1 | Arizona | .625 | 28-16-4 |
| 2 | Denver | .592 | 28-19-2 |
| 3 | Washington | .591 | 25-17-2 |
| 4 | NY Giants | .585 | 23-16-2 |
| 5 | Pittsburgh | .574 | 25-18-4 |

Dating back to 2007, the Cardinals are 12-2-2 in 16 OT games – a winning percentage of .813. Arizona remains unbeaten in OT games (5-0-2) dating back to 2013.

AZ AMONG TURNOVER DIFFERENTIAL LEADERS

Arizona is tied for seventh in the NFL with a +2 turnover differential in 2022.

2022 NFL Leaders – Turnover Differential

| Rnk | Team | Diff | TA | TO |
|-----|---------------|------|----|----|
| 1 | Philadelphia | +12 | 14 | 2 |
| 2t | Minnesota | +4 | 10 | 6 |
| 2t | Baltimore | +4 | 12 | 8 |
| 4t | Houston | +3 | 8 | 5 |
| 4t | Buffalo | +3 | 13 | 10 |
| 4t | Tampa Bay | +3 | 9 | 6 |
| 7t | Arizona | +2 | 7 | 5 |
| 7t | L.A. Chargers | +2 | 6 | 4 |
| 7t | N.Y. Giants | +2 | 8 | 6 |
| 7t | Atlanta | +2 | 10 | 8 |
| 7t | Dallas | +2 | 7 | 5 |
| 7t | Seattle | +2 | 10 | 8 |



Only Philadelphia (2) and the L.A. Chargers (4) have fewer turnovers than Arizona (5) this season. The Cardinals are one of just six teams that have lost one fumble or fewer this season.

UNDER KINGSBURY - TURNOVERS HAVE BEEN RARE

A lack of turnovers continues to be a hallmark of the Cardinals under head coach Kliff Kingsbury. **Arizona has committed just 59 turnovers in 55 games under Kingsbury. Dating back to 2019, only two teams have fewer.**

In that same span, the Cardinals have lost an NFL-low 19 fumbles. No other team in the NFL has lost fewer than 23 fumbles.

NFL Leaders (2019-22)

Fewest Total Turnovers

| Rnk | Team | TO |
|-----|-------------|----|
| 1 | Green Bay | 45 |
| 2 | New Orleans | 56 |
| 3t | Arizona | 59 |
| 3t | Seattle | 59 |
| 5 | Tennessee | 60 |

NFL Leaders (2019-22)

Fewest Fumbles Lost

| Rnk | Team | FL |
|-----|--------------|----|
| 1 | Arizona | 19 |
| 2 | New Orleans | 23 |
| 3 | Baltimore | 24 |
| 4 | N.Y. Jets | 25 |
| 5t | 4 teams tied | 26 |

ARIZONA'S SWISS ARMY KNIFE

RB **Eno Benjamin's** third NFL season has seen the former ASU standout doing a little bit of everything.

Through six games Benjamin has:
173 yards and a TD on 45 carries
15 receptions for 125 yards
7 kickoff returns for 170 yards
3 kickoffs for 158 yards (52.7 avg.)

In Week 5 vs. Philadelphia, Benjamin had 25 yards and a TD on eight carries, while adding 28 yards on three receptions. His 4th quarter TD run the second rushing TD of his career.



ENO'S FOOT LEADS TO A RARE FEAT IN CAROLINA

After K Matt Prater was forced from the game in the fourth quarter due to a hip injury, Benjamin added kickoffs to his job duties in Carolina. He kicked off following all three of the Cardinals fourth quarter scoring drives.

Benjamin became the first Cards player in the Super Bowl era to have a rush attempt, reception, a kickoff return and a kickoff in the same game. Prior to Benjamin, the last non-specialist to kick off for the Cardinals was S Pat Tillman on 12/15/01 at the N.Y. Giants. Benjamin and Tillman are the last two Arizona State players drafted by the Cardinals.

ELEVATING A FRANCHISE

The 2022 season marks the 16th with owner **Michael Bidwill** steering the organization. His leadership during that time has been instrumental in transforming the franchise both on and off the field.

Highlights of Bidwill's tenure:

- Michael continues a tradition of Bidwill ownership of the Cardinals that dates back to his grandfather, Hall of Famer Charles Bidwill, who purchased the team in 1933.
- Of the franchise's seven all-time postseason wins, five have come during Michael's tenure leading the organization. Arizona has played in 10 postseason contests over the last 15 seasons, after having appeared in just seven total playoff games prior.
- Arizona has appeared in the NFC Championship Game twice since 2008 including a victory in the 2008 conference title game that led to the franchise's first-ever Super Bowl appearance (Super Bowl XLIII).
- With an 11-6 record in 2021, the Cardinals reached 11+ wins in a season for the sixth time in franchise history. Three of those six 11-win campaigns came with Michael leading the team: 13 in 2015, 11 in 2014, 11 in 2021.
- Among Bidwill's most substantial accomplishments with the Cardinals is the creation of State Farm Stadium. The world-class venue has proved a critical turning point for the franchise, an economic engine for the state of Arizona, and a crucial resource in the battle against the COVID-19 pandemic.
- At the conclusion of the 2022 season, State Farm Stadium will host Super Bowl LVII – the third Super Bowl held at the venue since it opened in 2006. State Farm Stadium also hosted Super Bowls XLII (following 2007 season) and XLIX (following 2014 season).
- In addition to his role in helping Arizona land three Super Bowls, Michael was also instrumental in getting the 2015 Pro Bowl moved to State Farm Stadium; played a week before Super Bowl XLIX, the two events combined to deliver a record economic impact of \$720 million to the region.
- Since State Farm Stadium opened in 2006, the Cardinals have sold out 157 games at the venue (which is every non-pandemic game played there).
- During the 2022 season, the Cardinals will make their first-ever appearance on *Hard Knocks*, television's most acclaimed sports reality franchise. Arizona will be the second team to be featured on *Hard Knocks In Season*, which will document the second half of the Cardinals season in real time.
- In January of 2016, the National Football Foundation (NFF) and College Hall of Fame inducted Bidwill and Governor Doug Ducey into the NFF Leadership Hall of Fame.

Cardinals Under Michael Bidwill (2007-Present)

| Statistic | Totals |
|------------------------------------|-----------|
| Overall Record (RS + Post) | 128-127-2 |
| Overall Win Pct. | .502 |
| Postseason Record | 5-5 |
| Regular Season Home Record | 68-53-2 |
| Postseason Home Record | 4-0 |
| Overall Home Record (RS + Post) | 72-53-2 |
| Seasons with .500 Record or Better | 10 |
| Seasons with 10+ Wins | 5 |
| Postseason Berths | 5 |
| Best Regular Season Record | 13-3 |
| Division Titles | 3 |
| Conference Championship Games | 2 |
| Super Bowl Appearances | 1 |



AN INFLUENTIAL OWNER

Within the National Football League, Bidwill's considerable influence is illustrated by his appointment to a number of notable league committees, including his inclusion on the prestigious Management Council Executive Committee.

In 2021, the league announced that Bidwill would replace Bengals owner Mike Brown on the Management Council Executive Committee that deals with the NFLPA on labor issues.

The full list of league committees that Bidwill serves or has served on while running the Cardinals:

- Management Council Executive Committee
- Compensation Committee
- Legislative Committee
- Stadium Security & Fan Behavior (Chairman)
- Business Ventures Committee
- Conduct Committee (Chairman)
- NFL Foundation
- Diversity, Equity & Inclusion Committee
- Social Justice Working Group
- Health & Safety Advisory Committee



REMEMBERING VIOLET BIDWILL

The 2022 season marks the 75th anniversary of the Cardinals historic 1947 season. It was a year in which **Violet Bidwill** made league history and one that ultimately ended in the team winning an NFL Championship over the Philadelphia Eagles.

The Cardinals suffered a big loss when team owner **Charles W. Bidwill** - having just recently assembled his "Dream Backfield" with the unprecedented signing of All-American running back Charley Trippi - passed away in April. He had run the franchise since purchasing it in 1933 and was credited with pulling the team - and on a larger scale the NFL - through the Great Depression.

THE NFL'S FIRST FEMALE OWNER

With the passing of Charles, his wife, Violet Bidwill - while raising the couple's two teenage sons Stormy (18) and William (16) - took over as team owner. It was a historic moment, as she became the first female owner in NFL history and one of the first females to serve as a primary owner in professional sports.

"She was a wonderful person and was in a tough situation with losing her husband at a young age," Violet's grandson, current Cardinals owner **Michael Bidwill**, said. "She decided she would take over the family businesses."

"Things worked out well," then-team president Ray Benningson said of the front office under Violet. "I ran the business end of it, (head coach) Jimmy (Conzelman) ran the team on the field and we both appreciated Vi's (Violet) counsel. I'll tell you one thing. She knew her football and she was a shrewd businesswoman."

"She didn't suffer fools, and she was right there in the meetings with the rest of the owners and held her own," said Michael Bidwill.

Violet Bidwill's first year of ownership saw the franchise win the NFL Championship after defeating the Philadelphia Eagles 28-21 in the Championship Game.



KEIM HAS BUILT SOME OF THE BEST

After 14 seasons working within the Cardinals personnel department, **Steve Keim** was elevated to GM on January 8, 2013.

AMONG THE NFL'S BEST IN 2021

In 2021, the Cardinals posted an 11-6 record and secured their first playoff berth since 2015.

In addition to winning 11 games during the regular season, the Cardinals also ranked in the top 10 in both offensive points scored and defensive points allowed per game.

KEIM TRADES FOR THE NFL'S BEST

Among the trades negotiated by Keim during his tenure as GM:

- QB **Carson Palmer** from Oakland in 2013
- LB **Chandler Jones** from New England in 2016
- WR **DeAndre Hopkins** from Houston in 2020
- OL **Rodney Hudson** from Las Vegas in 2021
- TE **Zach Ertz** from Philadelphia in 2021
- WR **Marquise Brown** from Baltimore in 2022

CARDINALS HIGHLIGHTS IN KEIM'S TENURE

- The 2021 season marked the fourth time in his tenure the Cardinals have won 10+ games. That includes the 2015 season when Arizona won a franchise record 13 games and earned its first-ever postseason bye.
- During Keim's tenure, Arizona has established franchise records for wins in a season (13 in 2015), points in a season (489 in 2015), led the NFL in total offense for the first time in team history (#1 in 2015) and led the NFL in sacks for the second time ever (48.0 in 2016).
- Arizona has featured a top-10 defense four times and a top-10 offense four times dating back to Keim's first season as GM. The Cardinals had a top-10 defense in three consecutive seasons (2015-17) for the first time since the 1970 merger. In 2021, Arizona ranked 10th in the NFL in offensive points scored (435) and eighth in defensive points allowed (349).
- Selected QB **Kyler Murray** with the #1 overall pick in the 2019 NFL Draft. Murray was named the 2019 NFL Offensive Rookie of the Year and followed up with Pro Bowl selections in each of the last two years (2020-21), becoming the first QB in team history to earn multiple Pro Bowls in his first three seasons.
- The 2021 free agency period was one of Keim's busiest as GM. The players the Cardinals acquired have a combined 20 Pro Bowl selections and 11 All-Pro nods. Arizona brought in five different Pro Bowlers in the offseason: DL **J.J. Watt**, WR **A.J. Green**, OL **Rodney Hudson**, K **Matt Prater** and RB **James Conner**. Conner was selected to the Pro Bowl in 2021.
- Named Sporting News 2014 NFL Executive of the Year and earned back-to-back NFL Executive of the Year honors from Pro Football Talk (2013-14).



17TH SEASON AT STATE FARM STADIUM

The Cardinals are in their 17th season at State Farm Stadium.

A LOOK AT THE CARDINALS OPPONENTS AT STATE FARM STADIUM IN 2022

• Of the Cardinals eight home games at State Farm Stadium this season, seven come vs. teams that posted a winning record in 2021 and five will happen vs. teams that made the playoffs last season.

• The eight teams posted a combined 44-25 (.638) record on the road last season.

• Arizona will host three pre-time games at State Farm Stadium this season. The first comes this week when the Cardinals host the Saints on Thursday Night Football. vs. Saints on Thursday Night Football (Week 7)
vs. Patriots on Monday Night Football (Week 14)
vs. Buccaneers on Sunday Night Football (Week 16 on Christmas night)



Cardinals Remaining Home Games at State Farm Stadium (2022)

| Week | Opponent | 2021 Highlights |
|------|---------------|---|
| 7 | New Orleans | 9-8 record; finished 2 nd in NFC South |
| 9 | Seattle | 7-10 record |
| 12 | L.A. Chargers | 9-8 record; finished 3 rd in AFC West |
| 14 | New England | 10-7 record; earned playoff berth |
| 16 | Tampa Bay | 13-4 record; made Divisional Round of playoffs |

A CATALYST FOR THE CARDINALS SUCCESS

State Farm Stadium has been a catalyst for the Cardinals success since it opened in 2006. Below is a look at the Cardinals results in their first 16+ years at State Farm Stadium compared to 18 seasons at Sun Devil Stadium.

| Overall Comparison Statistic | 16+ seasons at State Farm Stadium | 18 seasons at Sun Devil Stadium |
|-------------------------------|-----------------------------------|---------------------------------|
| Sellouts | 157 (excluding 2020) | 12 |
| Regular Season Home Record | 71-58-2 | 64-80 |
| Home Win % | .552 | .444 |
| Postseason Record | 5-4 | 1-1 |
| Postseason Home Record | 4-0 | 0-0 |
| Seasons with Winning Record | 6 | 1 |
| Postseason Berths | 5 | 1 |
| Division Titles | 3 | 0 |
| Conference Championship Games | 2 | 0 |
| Super Bowl Appearances | 1 | 0 |

IT GETS LOUD IN THERE

The home crowd at State Farm Stadium has given the Cardinals one of the best home-field advantages in the NFL. Dating back to the inaugural year at State Farm Stadium in 2006, Cardinals opponents have accumulated 199 accepted false start penalties in the regular season. That is the most for any home team in the NFL during that span.

NFL Leaders - Opponent False Start Penalties (2006-)

| Rnk | Home Team | FS | Stadium |
|-----|-----------|-----|-------------------------|
| 1 | Cardinals | 199 | State Farm Stadium |
| 2 | Titans | 190 | Nissan Stadium |
| 3 | Seahawks | 186 | Lumen Field |
| 4 | Eagles | 175 | Lincoln Financial Field |
| 5 | Falcons | 170 | Mercedes Benz Stadium |

BETMGM SPORTSBOOK OPENS AT STATE FARM STADIUM

In September, the Cardinals and BetMGM debuted the first sportsbook at an NFL stadium. The BetMGM Sportsbook at State Farm Stadium is a two-story, 17,000-square-foot entertainment destination featuring state-of-the-art sports wagering amenities, concert-hosting facilities, a gourmet grille and bar and a variety of screens to watch games.

"We are proud and thrilled to be the NFL's first team to offer its fans this type of unprecedented amenity and innovative experience," Cardinals owner Michael Bidwill said at the opening. "The BetMGM Sportsbook at State Farm Stadium gives us a chance to engage current and potential fans on a year-round basis in a fun, entertaining and responsible way."



Located on The Great Lawn, the BetMGM Sportsbook at State Farm Stadium operates on both event and non-event days, offering guests a massive 265-square-foot video wall, 38 TVs and indoor-and-outdoor dining options.

Throughout the year, the BetMGM Sportsbook at State Farm Stadium also will serve as an outdoor music and comedy concert amphitheater, hosting events for audiences gathered on The Great Lawn.

SUPER BOWL RETURNS TO AZ

Valley Will Host 4th Super Bowl in February

The final game of the 2022 NFL season will take place in Arizona when State Farm Stadium plays host to Super Bowl LVII on Sunday, February 12, 2023.



It will be the fourth Super Bowl played in the state of Arizona and the third time the nation's most popular sporting event will be played at State Farm Stadium. The Cardinals home venue last staged the mega event when it hosted Super Bowl XLIX following the 2014 season.

Arizona joins South Florida, New Orleans, Los Angeles and Tampa Bay as the only sites selected to host the Super Bowl at least four times.

Past Super Bowls in Arizona

| Super Bowl | Site | Date | Result |
|------------|--------------------|---------------|--------------------------|
| XLIX (49) | State Farm Stadium | Feb. 1, 2015 | Patriots 28, Seahawks 24 |
| XLII (42) | State Farm Stadium | Feb. 3, 2008 | Giants 17, Patriots 14 |
| XXX (30) | Sun Devil Stadium | Jan. 28, 1996 | Cowboys 27, Steelers 17 |

ECONOMIC IMPACT: The last time the game was staged in Arizona, it produced a record economic impact for the state. A 2015 study by the Seidman Research Institute, W.P. Carey School of Business at Arizona State University determined that Super Bowl XLIX, the 2015 Pro Bowl and related events produced a gross economic impact of \$719.4 million for the region. That was the largest economic impact of any special event ever held in Arizona. In addition to the games played in Glendale, more than 1 million people visited Verizon Super Bowl Central in downtown Phoenix and more than 500,000 people enjoyed events in downtown Scottsdale.

In a span of just over 26 months in 2015-17, State Farm Stadium hosted a Pro Bowl, Super Bowl, College Football National Championship Game and the NCAA Men's Final Four.

It was an unprecedented stretch for a stadium that generated \$1.3 billion in economic impact for the state during that 26-month span.

"MR. B" ENTERS RING OF HONOR

In a halftime ceremony during the season-opener vs. the Chiefs, the Cardinals inducted former owner Bill Bidwill into the team's Ring of Honor.

Bidwill, who passed away in October of 2019 at the age of 88, had a life-long association with the Cardinals which spanned eight decades. After his father, Hall of Fame owner Charles W. Bidwill, Sr. purchased the team, Bill worked as a ball boy when he was a child. Upon graduating from Georgetown University and serving proudly in the United States Navy, Bidwill took on a full-time role with the Cardinals in 1960.



While well-known for his understated nature and a preference for staying out of the spotlight, "Mr. B" was recognized often for his contributions and accomplishments as Cardinals owner. In 2017, he was enshrined in the Arizona Sports Hall of Fame which honors those who have made significant contributions to the state's athletics community. In 2010, Bidwill was inducted into the Sports Faith Hall of Fame in Lake Forest, IL. At its December 2010 commencement exercises, Northern Arizona University awarded Bidwill an honorary doctor of humane letters degree for "his contributions to the university, his community and his profession."

During his time as owner, Bidwill was also at the forefront of diversity in employment practices, which was evidenced by the hiring of the NFL's first African American female executive (Adele Harris), first African American contract negotiator (Bob Wallace) and first African American head coach/GM tandem (Dennis Green and Rod Graves). In 2015, the team established the Bill Bidwill Coaching Fellowship to increase diversity and provide opportunities to gain NFL coaching experience. At the 2010 annual NFL Combine in Indianapolis, Bidwill was honored with the Paul "Tank" Younger Award from the Fritz Polard Alliance, whose purpose is to promote diversity and equality of job opportunity in the NFL.

Bidwill became the 19th individual inducted into the Cardinals Ring of Honor. Created in 2006 to coincide with the opening of State Farm Stadium, the Ring of Honor also includes Charles W. Bidwill, Sr. (Owner), Jimmy Conzelman (Coach), T Dan Dierdorf, HB John "Paddy" Driscoll, HB/DB Marshall Goldberg, WR Roy Green, QB Jim Hart, CB Dick "Night Train" Lane, HB Ollie Matson, HB Ernie Nevers, QB Carson Palmer, S Pat Tillman, HB Charley Trippi, QB Kurt Warner, CB Roger Wehrli, CB Aeneas Williams, S Adrian Wilson and S Larry Wilson.

CARDS COMING OFF 11-WIN SEASON IN '21

The Cardinals finished the 2021 regular season with an 11-6 record.

It marked just the sixth time in franchise history Arizona won at least 11 games in a season, with half of those coming during Michael Bidwill's 15 seasons (2007-21) running the team.

Kliff Kingsbury became the fifth coach in franchise history to win 11+ games in a season.



Franchise Record – Wins (Season)

| Rnk | Wins | Year | Coach |
|-----|------|-------|------------------------|
| 1 | 13 | 2015* | Bruce Arians |
| 2t | 11 | 2021* | Kliff Kingsbury |
| 2t | 11 | 2014* | Bruce Arians |
| 2t | 11 | 1975 | Don Coryell |
| 2t | 11 | 1948 | Jimmy Conzelman |
| 2t | 11 | 1925 | Norm Barry |

*During Michael Bidwill's tenure running team

HISTORIC WINNING-STREAK TO START 2021

Arizona started the 2021 season 7-0, tying the franchise record for wins to open a season (also had 7 in 1974).

Franchise Record

Longest Winning Streak to Open Season

| Rnk | Year | Wins |
|-----|------|------|
| 1t | 2021 | 7 |
| 1t | 1974 | 7 |
| 3 | 1922 | 6 |
| 4t | 1966 | 5 |
| 4t | 1923 | 5 |

In franchise history, there were just three winning streaks of any kind longer than the Cardinals seven-game winning streak to open the '21 campaign. A look at the longest winning streaks in franchise history:

Franchise History - Longest Winning Streaks

| Rnk | Year(s) | Wins | Games |
|-----|---------|------|------------------------------------|
| 1 | 1948-49 | 11 | Games 3-12 in 1948 - Game 1 in '49 |
| 2 | 2015 | 9 | Games 7-15 |
| 3 | 1925 | 8 | Games 2-9 |
| 4t | 2021 | 7 | Games 1-7 |
| 4t | 1974 | 7 | Games 1-7 |

COMPLEMENTARY FOOTBALL WINS

Much of the Cardinals success in 2021 was the result of the team playing complementary football.

Arizona ranked 10th in the NFL in offensive points scored (435) and eighth in defensive points allowed (349) in 2021.

2021 NFL Leaders

Offensive Points Scored

| Rnk | Team | Pts |
|-----|----------------|------------|
| 1 | Tampa Bay | 498 |
| 2 | Buffalo | 476 |
| 3 | Dallas | 468 |
| 4 | L.A. Chargers | 460 |
| 5 | L.A. Rams | 453 |
| 6 | Kansas City | 452 |
| 7 | Cincinnati | 446 |
| 8 | New England | 441 |
| 9 | Green Bay | 437 |
| 10 | Arizona | 435 |

2021 NFL Leaders

Defensive Points Allowed

| Rnk | Team | Pts |
|-----|----------------|------------|
| 1 | New England | 270 |
| 2 | Buffalo | 280 |
| 3 | Denver | 288 |
| 4 | New Orleans | 314 |
| 5 | L.A. Rams | 338 |
| 6 | Tampa Bay | 339 |
| 7 | Dallas | 345 |
| 8 | Arizona | 349 |
| 9 | Kansas City | 350 |
| 10 | Tennessee | 354 |



The Cardinals scored 30+ points in a game AND allowed 20 points or less in the same game six times last season, tied for the most in the NFL. Arizona, Buffalo and Tampa Bay were the only teams in the NFL in 2021 that had six games in which the team did both.

The Cardinals scored 30+ points in a game nine times in 2021, tied for the second-highest total in the NFL behind only Tampa Bay (10). Arizona allowed 20 points or fewer eight times, tied for eighth in the NFL.

A REMARKABLE TURNAROUND IN THE DESERT

When he took over the Cardinals in 2019, head coach Kliff Kingsbury inherited a team with the league's worst record and one of the NFL's least-productive offenses.

The Cardinals had an NFL-low three wins and were ranked last in nearly every offensive category in 2018. In 2021, Arizona secured a playoff spot, posted 11 wins in the regular season and ranked in the top-10 in total offense, passing offense and rushing offense.



A look at the Cardinals offense in 2018 - the year prior to Kingsbury's arrival - compared to where it ranked in 2021.

| Cardinals Offensive Rankings | 2018 (Final) | 2021 (Final) |
|-------------------------------|--------------------------|--------------------------|
| Statistic | Rnk (Total) | Rnk (Total) |
| Games w/30+ Points | 32 nd (0) | t-2 nd (9) |
| Rushing TDs | t-27 th (9) | t-3 rd (23) |
| Fewest Turnovers | 27 th (28) | 4 th (15) |
| Games w/ 400+ Yds & 30+ Pts | t-30 th (0) | t-5 th (5) |
| Games w/4+ TDs | t-29 th (1) | t-5 th (8) |
| Scoring Efficiency | 32 nd (19.3) | 6 th (44.7) |
| Games w/ 25+ Points | t-31 st (1) | t-6 th (10) |
| Big Plays (25+ Yards) | 30 th (23) | t-6 th (44) |
| Wins | 32 nd (3) | t-7 th (11) |
| Big Plays Passing (25+ Yards) | 30 th (20) | 8 th (39) |
| Total Yards/Game | 32 nd (241.6) | 8 th (373.6) |
| First Downs/Game | 32 nd (239) | 8 th (21.6) |
| Touchdowns | 31 st (27) | t-8 th (52) |
| Scoring Drives | 32 nd (36) | t-8 th (80) |
| Passing Yards/Game | 32 nd (157.7) | 10 th (251.5) |
| Rushing Yards/Game | 32 nd (83.9) | 10 th (122.1) |
| Offensive Points Scored | 32 nd (203) | 10 th (435) |

UPPING THE WIN TOTAL IN EACH OF HIS FIRST THREE YEARS

Arizona increased its win total by at least two games in each of the first three seasons under head coach Kliff Kingsbury:

- 3 in 2018 the year before his arrival
- 5 in 2019 (+2)
- 8 in 2020 (+3)
- 11 in 2021 (+3)**

HISTORICALLY-BALANCED ATTACK

Arizona finished the 2021 regular season with 6,352 total net yards, the second-high total in franchise history.



Franchise Record

Total Net Yards (Season)

| Rnk | Year | Yards |
|-----|------|--------------|
| 1 | 2015 | 6,533 |
| 2 | 2021 | 6,352 |
| 3 | 1984 | 6,345 |
| 3 | 2020 | 6,153 |
| 5 | 2016 | 5,868 |

The Cardinals had 4,276 net passing yards and 2,076 rushing yards in 2021. It marked just the second time in franchise history (1984) that Arizona had 4,000+ net passing yards and 2,000+ rushing yards in a season.

Arizona ranked in the top-10 in total offense (#8), rushing offense (#10) and passing offense (#10) in 2021. Arizona, Buffalo and Dallas were the only teams in the NFL last season that ranked in the top-10 in all three categories in 2021.

2021 OFFENSIVE NFL LEADERS

2021 NFL Leaders - Total Offense

| Rnk | Team | Y/G |
|-----|----------------|--------------|
| 1 | Dallas | 407.0 |
| 2 | Tampa Bay | 405.9 |
| 3 | Kansas City | 396.8 |
| 4 | L.A. Chargers | 390.2 |
| 5 | Buffalo | 381.9 |
| 6 | Baltimore | 378.6 |
| 7 | San Francisco | 375.7 |
| 8 | Arizona | 373.6 |
| 9 | L.A. Rams | 372.1 |
| 10 | Green Bay | 365.6 |



Rushing Offense


| Rnk | Team | Y/G |
|-----|----------------|--------------|
| 1 | Philadelphia | 159.7 |
| 2 | Indianapolis | 149.4 |
| 3 | Baltimore | 145.8 |
| 4 | Cleveland | 145.4 |
| 5 | Tennessee | 141.4 |
| 6 | Buffalo | 129.9 |
| 7 | San Francisco | 127.4 |
| 8 | New England | 126.5 |
| 9 | Dallas | 124.6 |
| 10 | Arizona | 122.1 |

Passing Offense

| Rnk | Team | Y/G |
|-----|----------------|--------------|
| 1 | Tampa Bay | 307.6 |
| 2 | Dallas | 282.4 |
| 2t | L.A. Chargers | 282.4 |
| 4 | Kansas City | 281.8 |
| 5 | L.A. Rams | 273.1 |
| 6 | Las Vegas | 268.6 |
| 7 | Cincinnati | 259.0 |
| 8 | Green Bay | 253.8 |
| 9 | Buffalo | 252.0 |
| 10 | Arizona | 251.5 |

KYLER MURRAY - AT A GLANCE

• Selected #1 overall by the Cardinals in the 2019 NFL Draft. Signed the largest contract in franchise history when he agreed to an extension in July of 2022 that will keep him under contract through the end of the 2028 season.



- For the second straight season, earned Pro Bowl honors in 2021. 1st QB in franchise history named to Pro Bowl twice within his first three NFL seasons and joined Aaron Rodgers, Patrick Mahomes and Russell Wilson as only NFL QBs named to each of the last two Pro Bowls.

- 2019 AP NFL Offensive Rookie of the Year.

- In his career (52 games), has completed 1,221-of-1,833 pass attempts (66.6%) for 12,943 yards and 76 TDs while rushing for 2,019 yards and 22 TDs on 352 carries (5.7 avg.).

NFL HISTORY

- Only player in NFL history with 70+ passing TDs and 20+ rushing TDs in his first three seasons.

- One of just four players in NFL history (Josh Allen, Russell Wilson and Cam Newton) with 12,000+ passing yards and 2,000+ rushing yards in his first four seasons.

- First player in NFL history with 3,500+ passing yards and 400+ rushing in each of his first three seasons.

- His 66.86 completion percentage was the best in NFL history in a player's first three seasons (min. 1,000 attempts).

- Fourth-youngest player in NFL history (24 years, 120 days) to reach 10,000 career passing yards.

- His five games with 3+ pass TDs and 1+ rush TDs were the most in NFL history in a player's first three seasons.

- Joins Peyton Manning (2) and Aaron Rodgers (2) as the only players in NFL history with multiple games of 400+ passing yards, 3+ passing TDs and 1+ rushing TD.

- Only player in NFL history with 7,500+ passing yards, 45+ TD passes and 15+ TD runs in his first two NFL seasons.

- Only player in NFL history with 6,000+ passing yards and 1,100+ rushing yards in his first 25 career games.

- In 2020, set an NFL record for the most games (9) with a passing and rushing TD in a single season. Has 15 such performances in 51 career games, surpassing Jim Hart for the team record (11 in 199 games).

- Only player in NFL history with both a passing and rushing TD in five consecutive games (Games 5-9) in 2020.

- In Week 7 of the 2020 season vs. Seattle, became the first player in NFL history to throw for 350+ yards and 3+ TDs while also rushing for 50+ yards and a TD in a single game.

- Just the 6th different QB in NFL history with 3,500+ passing yards and 500+ rushing yards in a season (2019) – and just the second rookie (Cam Newton, 2011).

- Between Weeks 4-10 of the 2019 season, set an NFL rookie record with 211 consecutive pass attempts without an INT.

CARDINALS HISTORY

- Only player in franchise history to have 3,500+ passing yards in three consecutive seasons.

- Only player in franchise history with 12,000+ passing yards and 2,000+ rushing yards in their career.

- Already owns the franchise record for rushing TDs by a QB (22) and career games with both a passing and rushing TD (15).

- Tied Kurt Warner (5 in 2009) for the most games with a passer rating of 120.0+ in a single season in 2021.

- Established a single-season franchise record with a 67.2 completion percentage (375-of-558) in 2020 which he topped in 2021 with a 69.2 completion percentage (333-of-481).

- Set a single-season franchise record for rushing TDs (11) and rushing yards (819) by a QB in 2020.

- Has been named NFC "Offensive Player of the Week" five times, tying Kurt Warner for the most in franchise history. In 2020 became the first player in team history to earn the honor three times in a single season.

- First Cardinals rookie QB to start a season opener since Lamar McHan in 1954. Selected #1 overall by the Cardinals in the 2019 NFL Draft, the fifth player ever taken by Arizona #1 overall and first since 1958.

A TALENT UNLIKE ANY OTHER

QB Kyle Murray was named to his second consecutive Pro Bowl in 2021 after completing 333-of-481 pass attempts (69.2%) for 3,787 yards, 24 TDs, 10 INTs and a 100.6 passer rating. He also rushed for 423 yards and five TDs.

A look at where Murray's totals ranked among NFL QBs in 2021 despite having missed three games due to injury:

Murray's NFL Rankings in 2021

| Statistic | Total | Rnk |
|---------------------------|-------|-------------------|
| Completion% | 69.2 | 2 nd |
| Pass Yards/Attempt | 7.87 | 4 th |
| Games w/ 120+ Rating | 5 | t-4 th |
| Rushing TDs (QBs) | 5 | t-4 rd |
| Games w/ 70+ Comp% | 7 | t-6 th |
| Passer Rating | 100.6 | 8 th |
| Passing Yards/Game | 270.5 | 8 th |
| Games w/ 100+ Rating | 8 | t-8 th |
| Completions of 25+ Yds | 33 | t-9 th |
| Offensive TDs (Pass/Rush) | 29 | 10 th |



As good as Murray was in 2021, it is the combined numbers he put up in his first three seasons that has him in the NFL record books.

Through three seasons, the former #1 overall pick completed 1,057-of-1,581 pass attempts (66.9%) for 11,480 yards, 70 TDs, 34 INTs and a 93.9 passer rating. He also rushed for 1,786 yards and 20 TDs on 314 carries (5.7 avg.).

1st player in NFL history with:

70+ TD passes and 20+ TD runs in 1st 3 seasons
3,500+ passing yards and 400+ rushing yards in each of his 1st 3 seasons
17+ games with a 70+ completion percentage in 1st 3 seasons

1st player in Cardinals history with:

3,500+ passing yards in 3 consecutive seasons
20+ TD passes in each of his 1st 3 seasons
3,500+ passing yards in each of his 1st 3 NFL seasons
60+ TD passes and 20+ TD runs in 1st 41 career games

2nd player in NFL history with:

11,000+ passing yards and 1,700+ rushing yards in 1st 3 seasons
Joined Cam Newton (2011-13)

20+ pass TDs and 4+ rushing TDs in each of his 1st 3 seasons
Joined Dak Prescott (2016-18)

2nd player in Cardinals history with:

Multiple games with 4+ TD passes in a single season (2021)
Joined Carson Palmer (2015) as only players to accomplish the feat
Passer rating of 100.0+ for an entire season (2021)
Joined Carson Palmer (2015) as only players to accomplish the feat

90 TDs IN FIRST THREE SEASONS

Murray accounted for 90 total TDs (70 passing; 20 rushing) in his first three NFL seasons.

He became the first player in NFL history with 70+ passing TDs and 20+ rushing TDs in his first three seasons.

Murray's 70 TD passes were 26 more than any other player in franchise history in their first three NFL seasons.

Franchise Record – TD Passes in 1st 3 NFL Seasons

| Rnk | Player (Years) | TDs |
|-----|---------------------------|-----|
| 1 | Kyle Murray (2019-21) | 70 |
| 2 | Charley Johnson (1961-63) | 44 |
| 3 | Jake Plummer (1997-99) | 41 |
| 4 | Paul Christman (1945-47) | 35 |
| 5 | Jim Hart (1966-68) | 34 |

Murray's 20 rushing TDs marked the fourth-best total in franchise history in a player's first three NFL seasons - regardless of position.


Franchise Record – Rushing TDs in 1st 3 Seasons

| Rnk | Player (Years) | TD | Gms |
|-----|-----------------------------|----|-----|
| 1 | RB Ottis Anderson (1979-81) | 26 | 48 |
| 2 | RB David Johnson (2015-17) | 24 | 33 |
| 3 | RB Tim Hightower (2008-10) | 23 | 48 |
| 4 | QB Kyle Murray (2019-21) | 20 | 46 |
| 5 | RB Beanie Wells (2009-11) | 19 | 43 |

Only two QBs in NFL history had more rushing TDs in their first three seasons than Murray.

NFL History - Rushing TDs by QB in 1st 3 Seasons

| Rnk | Player (Years) | TDs |
|-----|-------------------------|-----|
| 1 | Cam Newton (2011-13) | 28 |
| 2 | Josh Allen (2018-20) | 25 |
| 3 | Kyle Murray (2019-21) | 20 |
| 4 | Lamar Jackson (2018-20) | 19 |
| 5 | Dak Prescott (2016-18) | 18 |



HIGH PERCENTAGE PASSER IN 2021

Murray completed 333-of-481 pass attempts (69.2%) during the regular season in 2021. **His 69.2 completion percentage established a new franchise single-season record and also ranked second in the NFL in 2021.**

Murray now owns the top two - and three of the top six - single-season completion percentages in Cardinals history.

Franchise Record – Completion Pct. (Season)

| Rnk | Player (Year) | Pct. |
|-----|----------------------------|-------------|
| 1 | Kyler Murray (2021) | 69.2 |
| 2t | Kyler Murray (2020) | 67.2 |
| 2t | Kurt Warner (2008) | 67.1 |
| 4 | Kurt Warner (2009) | 66.1 |
| 5 | Kurt Warner (2005) | 64.5 |
| 6 | Kyler Murray (2019) | 64.4 |

2021 NFL Leaders – Completion Percentage

| Rnk | Player (Team) | Pct. |
|-----|--------------------------|-------------|
| 1 | Joe Burrow (Cin) | 70.4 |
| 2 | Kyler Murray (AZ) | 69.2 |
| 3 | Aaron Rodgers (GB) | 68.9 |
| 4 | Dak Prescott (Dal) | 68.8 |
| 5 | Derek Carr (LV) | 68.4 |



NO ONE MORE ACCURATE IN 1ST THREE SEASONS

Murray has completed 1,057-of-1,581 career pass attempts. His 66.86 completion percentage is the best in NFL history in a player's first three seasons (min. 1,000 pass attempts).

NFL History – Completion Percentage in 1st 3 Seasons (Min. 1,000 Attempts)

| Rnk | Player (Years) | Pct. | Cmp | Att |
|-----|-------------------------------|--------------|--------------|--------------|
| 1 | Kyler Murray (2019-21) | 66.86 | 1,057 | 1,581 |
| 2 | Deshaun Watson (2017-10) | 66.78 | 804 | 1,204 |
| 3 | Justin Herbert (2020-21) | 66.22 | 839 | 1,267 |
| 4 | Dak Prescott (2016-18) | 66.10 | 975 | 1,475 |
| 5 | Patrick Mahomes (2017-19) | 65.88 | 724 | 1,099 |



KEEPING IT ABOVE 70 PERCENT

Murray has had 18 games with a 70+ completion percentage in his first three-plus seasons. That the most in franchise history - for an entire career. Murray's 17 such performances were the most in NFL history in player's first three seasons.

Franchise History – Games w/ 70.0+ Comp. % (Career)

| Rnk | Player (Years) | Games |
|-----|-------------------------------|-----------|
| 1t | Kyler Murray (2019-22) | 18 |
| 2 | Kurt Warner (2005-09) | 15 |
| 3 | Neil Lomax (1981-88) | 12 |
| 4 | Carson Palmer (2013-17) | 10 |
| 5 | Jim Hart (1966-83) | 8 |

NFL History – Games w/ 70.0+ Comp. % (1st 3 Seasons)

| Rnk | Player (Team) | Games |
|-----|--------------------------|-----------|
| 1 | Kyler Murray (AZ) | 17 |
| 2t | Dak Prescott (Dal) | 16 |
| 2t | Deshaun Watson (Hou) | 16 |
| 4t | Russell Wilson (Sea) | 15 |
| 4t | Lamar Jackson (Bal) | 15 |



HISTORIC COMPLETIONS TOTAL

Murray had 1,057 career completions in his first three seasons. **In NFL history, only Andrew Luck had more.**

NFL History – Completions in 1st 3 Seasons

| Rnk | Player (Years) | Cmp |
|-----|-------------------------------|--------------|
| 1 | Andrew Luck (2012-14) | 1,062 |
| 2 | Kyler Murray (2019-21) | 1,057 |
| 3 | Derek Carr (2014-16) | 1,055 |
| 4 | Ryan Tannehill (2012-14) | 1,029 |
| 5 | Peyton Manning (1998-00) | 1,014 |

Murray owns three of the top-10 single-season completion totals in team history.

Franchise History – Completions (Season)

| Rnk | Player (Year) | Cmp |
|-----|----------------------------|------------|
| 1 | Kurt Warner (2008) | 401 |
| 2 | Kyler Murray (2020) | 375 |
| 3 | Carson Palmer (2016) | 364 |
| 4 | Carson Palmer (2013) | 362 |
| 5 | Kyler Murray (2019) | 349 |
| 6 | Neil Lomax (1984) | 345 |
| 7 | Carson Palmer (2015) | 342 |
| 8 | Kurt Warner (2009) | 339 |
| 9 | Kyler Murray (2021) | 333 |
| 10 | Jake Plummer (1998) | 324 |

A HIGHLY-RATED CAMPAIGN IN 2021

Murray posted a 100.6 passer rating in 2021. It represented the second-highest single-season total in franchise history. He now owns two of the top-5 single-season passer rating totals in franchise history.


Franchise Record - Passer Rating (Season)

| Rnk | Player (Year) | Rating |
|-----|----------------------------|--------------|
| 1 | Carson Palmer (2015) | 104.6 |
| 2 | Kyler Murray (2021) | 100.6 |
| 3 | Kurt Warner (2008) | 96.9 |
| 4 | Carson Palmer (2014) | 95.6 |
| 5 | Kyler Murray (2020) | 94.3 |

Murray's 110.6 passer rating in 2021 ranked eighth in the NFL.

NFL Leaders – Passer Rating (2021)

| Rnk | Player (Team) | Rating |
|-----|--------------------------|--------------|
| 1 | Aaron Rodgers (GB) | 111.9 |
| 2 | Joe Burrow (Cin) | 108.3 |
| 3 | Dak Prescott (Dal) | 104.2 |
| 4t | Kirk Cousins (Min) | 103.1 |
| 4t | Russell Wilson (Sea) | 103.1 |
| 6 | Matthew Stafford (LAR) | 102.9 |
| 7 | Tom Brady (TB) | 102.1 |
| 8 | Kyler Murray (AZ) | 100.6 |
| 9 | Jimmy Garoppolo | 98.7 |
| 10 | Patrick Mahomes | 98.5 |



Murray's five games with a passer rating of 120.0+ in 2021 tied for the most in a single season in franchise history.

Franchise Record - Games w/ 120+ Passer Rating (Season)

| Rnk | Player (Year) | 120+ |
|-----|----------------------------|----------|
| 1t | Kyler Murray (2021) | 5 |
| 1t | Kurt Warner (2009) | 5 |
| 3 | Neil Lomax (1984) | 4 |
| 4t | Carson Palmer (2015) | 3 |
| 4t | Kurt Warner (2008) | 3 |
| 4t | Neil Lomax (1983) | 3 |

In franchise history, only Neil Lomax (10 in 108 games) had more such outings in a career than Murray has in his first 52 career games (9).

Franchise Record – Games w/ 120.0+ Passer Rating (Career)

| Rnk | Player (Years) | 120+ | Gms Played |
|-----|-------------------------------|----------|------------|
| 1 | Neil Lomax (1981-88) | 10 | 108 |
| 2t | Kyler Murray (2019-21) | 9 | 52 |
| 2t | Kurt Warner (2005-09) | 9 | 61 |
| 4 | Jim Hart (1966-83) | 6 | 199 |
| 5 | Carson Palmer (2013-17) | 4 | 60 |

Murray's Career Games w/ Passer Rating of 120+

| Rate | Opponent |
|-------|------------------|
| 150.5 | 11/8/20 vs. Mia |
| 136.9 | 12/5/21 @ Chi |
| 130.7 | 10/31/19 vs. SF |
| 129.0 | 10/17/21 @ Cle |
| 128.2 | 10/13/19 vs. Atl |
| 127.8 | 12/20/20 vs. Phi |
| 121.3 | 10/24/21 vs. Hou |
| 121.0 | 9/12/21 @ Ten |
| 120.3 | 10/3/21 @ LAR |

AMONG THE YOUNGEST TO 10,000

In Week 13 of the 2021 season at Chicago, **Murray surpassed 10,000 passing yards in his career (currently sits at 11,480).**

At 24 years, 120 days old he became the fourth-youngest player in NFL history to reach 10,000 career passing yards.

NFL History

Youngest to Reach 10,000+ Passing Yards

| Rnk | Player (Team) | Age |
|-----|--------------------------|---------------------------|
| 1 | Drew Bledsoe (NE) | 23 years, 299 days |
| 2 | Jameis Winston (TB) | 23 years, 303 days |
| 3 | Dan Marino (Mia) | 24 years, 63 days |
| 4 | Kyler Murray (AZ) | 24 years, 120 days |
| 5 | Cam Newton (Car) | 24 years, 191 days |

Murray (11,480 passing yards and 1,786 rushing yards) joined Cam Newton (2011-13) as the only players in NFL history with 11,000+ passing yards and 1,500+ rushing yards in their first three seasons.

Murray's 11,480 passing yards are the fourth most in NFL history in a player's first three seasons.

NFL History - Passing Yards in 1st 3 Seasons

| Rnk | Player (Years) | Yards |
|-----|-------------------------------|---------------|
| 1 | Andrew Luck (2012-14) | 12,957 |
| 2 | Peyton Manning (1998-00) | 12,287 |
| 3 | Jameis Winston (2015-17) | 11,636 |
| 4 | Kyler Murray (2019-21) | 11,480 |
| 5 | Dan Marino (1983-85) | 11,431 |



TDS BY THE BUNCH

In his first three seasons, **Murray** had seven games with 4+ TDs. Four of those performances came in 2021.

Murray Career Games with 4+ Combined TDs

| TD | Opponent | Pass/Rush |
|----|------------------|-----------|
| 5 | 9/12/21 @ Ten | 4/1 |
| 4 | 12/5/21 @ Chi | 2/2 |
| 4 | 10/17/21 @ Cle | 4/0 |
| 4 | 9/19/21 vs. Min | 3/1 |
| 4 | 12/20/20 vs. Phi | 3/1 |
| 4 | 11/8/20 vs. Mia | 3/1 |
| 4 | 10/25/20 vs. Sea | 3/1 |

In 2021, **Murray (2)** joined **Carson Palmer (3 in 2015)** as the only players in Cardinals history with multiple games of at least four TD passes in a single season.



In franchise history, only Charley Johnson (4), Jim Hart (3) and Carson Palmer (3) had more games with at least four TD passes in their career than Murray has in his first 52 games.

Franchise History – Games w/4+ TD Passes (Career)

| Rnk | Player (Years) | 4+ | Gms |
|-----|-------------------------------|----------|-----------|
| 1 | Charley Johnson (1961-69) | 4 | 108 |
| 2t | Carson Palmer (2013-17) | 3 | 60 |
| 2t | Jim Hart (1966-83) | 3 | 199 |
| 4t | Kyler Murray (2019-22) | 2 | 52 |
| 4t | Kurt Warner (2005-09) | 2 | 61 |
| 4t | Jake Plummer (1997-02) | 2 | 84 |
| 4t | Lamar McHan (1954-58) | 2 | 60 |

In Week 6 of the 2021 season at Cleveland, **Murray** threw four TD passes without throwing an INT. It marked just the ninth time in franchise history – and just the second time in the last 15 years – that a player threw for 4+ TDs with no INTs in a game. Murray became the first Cardinals player to do so since Hall of Famer Kurt Warner in 2009.

Franchise History – Players w/ 4+ TD Passes & 0 INTs (Game)

| Player | Opponent | TD/INT |
|---------------------|-----------------------|------------|
| Kyler Murray | 10/17/21 @ Cle | 4/0 |
| Kurt Warner | 11/8/09 @ Chi | 5/0 |
| Kent Graham | 9/29/96 vs. StL | 4/0 |
| Neil Lomax | 11/13/83 vs. Sea | 4/0 |
| Jim Hart | 10/28/73 vs. NYG | 4/0 |
| Jim Hart | 10/22/67 vs. Phi | 4/0 |
| Charley Johnson | 12/8/63 vs. Phi | 4/0 |
| Lamar McHan | 11/4/56 vs. Phi | 4/0 |
| Ray Mallouf | 10/17/48 @ NYG | 4/0 |

The Week 13 victory at Chicago last season marked the first time Murray had multiple passing TDs and multiple rushing TDs in a game. It marked just the seventh such performance in franchise history and the first in 17 years - since Josh McCown had two passing TDs and two rushing TDs vs. St. Louis on 12/19/04.

MURRAY'S IMPRESSIVE GROUND GAME

Murray had three of the top-five QB rushing totals in franchise history in his first three seasons. In 2021, he rushed for 423 yards, the fifth-best single-season total in team history.

Franchise Record - Rushing Yards By QB (Season)

| Rnk | Player (Year) | Yds |
|-----|----------------------------|------------|
| 1 | Kyler Murray (2020) | 816 |
| 2 | Kyler Murray (2019) | 544 |
| 3 | Charley Trippi (1951) | 501 |
| 4 | Timm Rosenbach (1990) | 470 |
| 5 | Kyler Murray (2021) | 423 |



Murray is one of just five QBs in NFL history with 400+ rushing yards in each of his first three seasons.

NFL History - QBs w/ 400+ Rushing Yards in Each of 1st 3 Seasons

| Rnk | Player | Years (Yards) |
|-----|---------------------|---|
| 1 | Kyler Murray | 2019 (544), 2020 (816), 2021 (423) |
| 2 | Lamar Jackson | 2018 (695), 2019 (1,206), 2020 (1,005) |
| 3 | Josh Allen | 2018 (631), 2019 (510), 2020 (421) |
| 4 | Russell Wilson | 2012 (489), 2013 (539), 2014 (849) |
| 5 | Cam Newton | 2011 (706), 2012 (741), 2013 (585) |

MORE THAN A COUPLE OF LONG RUNS ALREADY

Murray's 57-yard run in Week 16 vs. Indianapolis last season was the second-longest by a QB in franchise history.

Franchise Record - Longest Runs By Quarterback (All-Time)

| Rnk | Player | Dist | Opponent |
|-----|---------------------|-----------|-------------------------|
| 1 | Charley Trippi | 59t | 10/5/52 vs. Chi |
| 2 | Kyler Murray | 57 | 12/25/21 vs. Ind |
| 3 | M.C. Reynolds | 50 | 11/2/58 vs. Phi |
| 4 | Kyler Murray | 48 | 10/4/20 at Car |
| 5 | Sam Etcheverry | 44 | 12/17/61 vs. Pit |
| 6 | Kyler Murray | 42 | 10/16/22 at Sea |


A DUAL THREAT UNLIKE ANY OTHER

In just 52 career starts, **Murray** has 15 career games with both a passing and rushing TD, a franchise record.

Franchise Record – Games w/ Rush & Pass TD (Career)

| Rnk | Player (Years) | Gms | Gms Played |
|-----|-----------------------------|-----------|------------|
| 1 | Kyler Murray (2019-) | 15 | 52 |
| 2 | Jim Hart (1966-83) | 11 | 199 |
| 3 | Ernie Nevers (1929-31) | 8 | 31 |
| 4 | Charley Johnson (1961-69) | 7 | 87 |
| 5 | Paul Christman (1945-49) | 6 | 50 |

Murray has 14 such performances over the last three seasons (2020-22). That total leads the NFL.



NFL Leaders – Games w/Rushing & Passing TD (2020-22)

| Rnk | Player (Team) | Gms |
|-----|--------------------------|-----------|
| 1 | Kyler Murray (AZ) | 14 |
| 2 | Josh Allen (Buf) | 12 |
| 3 | Ryan Tannehill (Ten) | 10 |
| 4t | Justin Herbert (LAC) | 8 |
| 4t | Lamar Jackson (Bal) | 8 |

Dating back to Murray's rookie season in 2019, only Bills QB Josh Allen has more games with both a passing and rushing TD.

NFL Leaders - Games w/ Rushing & Passing TD (2019-22)

| Rnk | Player (Team) | Gms |
|-----|--------------------------|-----------|
| 1 | Josh Allen (Buf) | 18 |
| 2 | Kyler Murray (AZ) | 15 |
| 3 | Ryan Tannehill (Ten) | 13 |
| 4 | Lamar Jackson (Bal) | 11 |
| 5 | Justin Herbert (LAC) | 8 |

NFL RECORD FIVE GAMES WITH 3+ PASS TDS AND 1+ RUSH TD

The Cardinals win over Minnesota in Week 2 last season was Murray's fifth career game with at least three passing TDs and a rushing TD. That is the most such performances in NFL history in a player's first three seasons.

NFL History – Games w/ 3+ Pass TD & 1+ Rush TD (1st 3 Seasons)

| Rnk | Player (Team) | Gms | Years |
|-----|--------------------------|----------|----------------|
| 1 | Kyler Murray (AZ) | 5 | 2019-21 |
| 2t | Josh Allen (Buf) | 4 | 2018-20 |
| 2t | Jack Kemp (LAC) | 4 | 1957, '60-61 |
| 4t | Justin Herbert (LAC) | 3 | 2020-21 |
| 4t | Marcus Mariota (Ten) | 3 | 2015-17 |
| 4t | Cam Newton (FA) | 3 | 2011-13 |
| 4t | Daunte Culpepper (Min) | 3 | 1999-01 |

22 RUSHING TDS AND COUNTING

Murray has 22 rushing TDs in his career, including two in six games this season.

Murray's four-yard TD run at Carolina in Week 4 gave him 22 rushing TDs in 50 career starts. Dating back to 1970, only three NFL QBs had more rushing TDs in their first 50 career starts.

Rushing TDs by QB in 1st 50 Career Starts (1970-22)

| Rnk | Player (Team) | TD |
|-----|--------------------------|-----------|
| 1t | Josh Allen (Buf) | 28 |
| 1t | Cam Newton (Car) | 28 |
| 3 | Daunte Culpepper (Min) | 25 |
| 4 | Kyler Murray (AZ) | 22 |
| 5t | Steve Grogan (NE) | 21 |
| 5t | Steve McNair (Ten) | 21 |

Dating back to his rookie season in 2019, **Murray** and **Josh Allen (25)** are the only QBs in the NFL with 20+ rushing TDs.

NFL Leaders – Rushing TDs by QB (2019-22)

| Rnk | Player (Team) | TDs |
|-----|--------------------------|-----------|
| 1 | Josh Allen (Buf) | 25 |
| 2 | Kyler Murray (AZ) | 22 |
| 3t | Ryan Tannehill (Ten) | 19 |
| 3t | Jalen Hurts (Phi) | 19 |
| 5 | Lamar Jackson (Bal) | 18 |

In just 52 starts, **Murray** already has six more rushing TDs than any other QB in franchise history in their career.

Franchise Record – Rushing TDs by QB (Career)

| Rnk | Player (Years) | TD | Gms |
|-----|-----------------------------|-----------|-----------|
| 1 | Kyler Murray (2019-) | 22 | 52 |
| 2 | Jim Hart (1963-88) | 16 | 199 |
| 3 | Lamar McHan (1954-58) | 11 | 60 |
| 4t | Jake Plummer (1997-02) | 10 | 84 |
| 4t | Neil Lomax (1981-88) | 10 | 108 |
| 4t | Charley Johnson (1961-69) | 10 | 87 |

Only five times in franchise history has a QB had at least five rushing TDs in a season. **Murray** – who established a franchise single-season QB record with 11 rushing TDs in 2020 – has accounted for two of those seasons.



DEANDRE HOPKINS - AT A GLANCE

- Five-time Pro Bowl (2015; 2017-20) and four-time All-Pro selection. Named 1st-team All-Pro in three straight seasons (2017-19) and 2nd-team All-Pro in 2020 in his first season with Arizona.
- Has surpassed 100 receptions four times in his career, has six seasons of 1,000+ receiving yards, three seasons with 10+ TDs and has posted 100+ receiving yards in a game 37 times in the regular season.
- In 2019, had 104 receptions for 1,165 yards and seven TDs while being named to the Pro Bowl for the third consecutive year and being named 1st-team All-Pro for the third straight season.
- Including postseason, Hopkins missed four times as many games in 2021 (8) as he had in his entire career entering the season (2).



NFL LEADER

- Since entering the NFL in 2013, ranks first in receptions (789), second in receiving yards (10,581) and fourth in TD receptions (68).
- Dating back to 2017, his 6,094 receiving yards ranks sixth in the NFL, his 325 receiving 1st downs rank fourth, his 711 total targets rank fifth, his 472 receptions rank sixth and his 45 TD receptions are tied for sixth in the NFL.
- Has at least one reception in all 136 career games played during the regular season. That represents the longest active streak in the NFL and is tied for the 4th-longest in the Super Bowl era to begin a career.
- Has finished a season ranked in the NFL's top-3 in receptions four times and receiving yards three times.
- Was the only NFL player to have 100+ receptions every season between 2018-20.
- Is the only active NFL player with at least 100 receptions, 1,500 receiving yards and 11 TD receptions in multiple seasons (2015; 2018).

NFL HISTORY

- Has 789 career receptions, the most in NFL history by a player prior to his 30th birthday. Hopkins turned 30 on June 6, 2022.
- In the 2020 finale against the Rams, surpassed 10,000 career receiving yards. At 28 years, 211 days old, he became the youngest player in NFL history to reach 10,000 career receiving yards.
- One of four players in history with 750+ receptions, 10,500+ receiving yards and 65+ TDs in his first nine seasons.

FRANCHISE HISTORY

- Established a single-season franchise record with a career-high-tying 115 receptions during his first season with the Cardinals in 2020.
- Has hauled in three game-winning TD receptions in two seasons with Arizona (2020-21), including a 43-yard "Hail Murray" game-winner vs. Buffalo in Week 10 of 2020 that won the 2021 ESPY for "Best Play."
- In his Cardinals debut (@ SF in '20), established a franchise record for the most receptions in a season-opener with 14 catches for 151 yards.

WHERE HE RANKS SINCE 2013

A look at where Hopkins ranks since entering the league in 2013.

NFL Leaders – Receptions (2013-)

| Rnk | Player (Current Team) | Rec |
|-----|-----------------------------|------------|
| 1 | DeAndre Hopkins (AZ) | 789 |
| 2 | Antonio Brown (FA) | 777 |
| 3 | Julio Jones (TB) | 750 |
| 4 | Travis Kelce (KC) | 745 |
| 5 | Keenan Allen (LAC) | 734 |

NFL Leaders – Receiving Yards (2013-)

| Rnk | Player (Current Team) | Yds |
|-----|-----------------------------|---------------|
| 1 | Julio Jones (TB) | 11,249 |
| 2 | DeAndre Hopkins (AZ) | 10,581 |
| 3 | Antonio Brown (FA) | 10,229 |
| 4 | Mike Evans (TB) | 9,659 |
| 5 | Travis Kelce (KC) | 9,461 |

NFL Leaders – Receiving Touchdowns (2013-)

| Rnk | Player (Current Team) | TD |
|-----|-----------------------------|-----------|
| 1t | Mike Evans (TB) | 78 |
| 1t | Davante Adams (LV) | 78 |
| 3 | Antonio Brown (FA) | 76 |
| 4 | DeAndre Hopkins (AZ) | 68 |
| 5 | Travis Kelce (KC) | 64 |



RECORD 789 CATCHES BEFORE TURNING 30

In the Week 5 win vs. San Francisco last season, Hopkins **reached 770 receptions in his career, the most in NFL history prior to a player's 30th birthday. The previous NFL mark was held by former Cardinals WR Larry Fitzgerald (764).**


Hopkins - who turned 30 on June 6, 2022 - continued to add to his record. He finished the 2021 season with 789 career receptions.

| NFL History – Receptions Prior to Turning 30 | Rnk | Player (Years) | Rec |
|--|----------------------------------|----------------|-----|
| 1 | DeAndre Hopkins (2012-21) | 789 | |
| 2 | Larry Fitzgerald (2004-12) | 764 | |
| 3 | Antonio Brown (2010-17) | 733 | |
| 4 | Keenan Allen (2013-21) | 730 | |
| 5 | Brandon Marshall (2006-13) | 712 | |

Hopkins is just 11 receptions shy of 800 catches in his career. When he reaches the mark, he will become one of the youngest players in NFL history to achieve the career milestone.

NFL History - Youngest Players to Reach 800 Career Receptions

| Rnk | Player | Age |
|-----|------------------|--------------------|
| 1 | Larry Fitzgerald | 30 years, 57 days |
| 2 | Antonio Brown | 30 years, 138 days |
| 3 | Jason Witten | 30 years, 238 days |
| 4 | Andre Johnson | 31 years, 165 days |
| 5 | Brandon Marshall | 31 years, 195 days |



HISTORIC START TO HOPKINS' CAREER

Despite missing seven games last season, Hopkins finished the 2021 campaign with 42 receptions for 572 yards and eight TDs. Those totals added to the historic numbers in his first nine NFL seasons.

Only four players in NFL history had more receptions in their first nine NFL seasons.

NFL History – Receptions in 1st 9 Seasons

| Rnk | Player (Years) | Rec |
|-----|----------------------------------|------------|
| 1 | Marvin Harrison (1996-04) | 845 |
| 2 | Antonio Brown (2010-18) | 837 |
| 3 | Torry Holt (1999-07) | 805 |
| 4 | Julio Jones (2011-19) | 797 |
| 5 | DeAndre Hopkins (2013-21) | 789 |

Hopkins is one of just four players in NFL history with 750+ receptions, 10,500+ yards and 65+ TDs in their first nine seasons.

700+ Receptions; 10,000+ Receiving Yards; 65+ TD Catches (1st 9 Seasons)

| Rnk | Player (Years) | Rec | Yds | TDs |
|-----|----------------------------------|------------|---------------|-----------|
| 1 | Marvin Harrison (1996-04) | 845 | 11,185 | 98 |
| 2 | Antonio Brown (2010-18) | 837 | 11,207 | 74 |
| 3 | Torry Holt (1999-07) | 805 | 11,864 | 71 |
| 4 | DeAndre Hopkins (2013-21) | 789 | 10,581 | 68 |



136 STRAIGHT WITH A RECEPTION

Hopkins had at least one catch in all 10 games played in 2021. **He has at least one reception in all 136 games played in his career. His 136 consecutive games with a reception represents the longest active streak in the NFL.**

NFL Leaders


Consecutive Games w/ Reception (Active)

| Rnk | Player (Team) | Gms |
|-----|-----------------------------|------------|
| 1 | DeAndre Hopkins (AZ) | 136 |
| 2 | Travis Kelce (KC) | 132 |
| 3 | Jarvis Landry (NO) | 126 |
| 4 | Zach Ertz (AZ) | 112 |
| 5 | Stefon Diggs (Buf) | 109 |

In the Super Bowl era, only three players had a longer streak to open their career than Hopkins' current streak of 136 games.

Consecutive Games w/ Reception to Start Career (Super Bowl Era)

| Rnk | Player | Team(s) | Gms | Start | End |
|-----|---------------------------|-------------------|------------|---------------|---------------|
| 1 | WR Marvin Harrison | Ind | 190 | 9/1/96 | 12/28/08 |
| 2 | WR Keyshawn Johnson | NYJ, TB, Dal, Car | 167 | 9/1/96 | 12/31/06 |
| 3 | RB Marshall Faulk | Ind, StL | 158 | 9/4/94 | 12/19/04 |
| 4t | WR DeAndre Hopkins | Hou, AZ | 136 | 9/9/13 | Active |
| 4t | TE Jeremy Shockey | NYG, NO, Car | 136 | 9/5/02 | 1/1/12 |
| 6 | WR Calvin Johnson | Det | 135 | 9/9/07 | 1/3/16 |



HOPKINS - INSIDE THE NUMBERS

CAREER RECEPTION/RECEIVING YARDAGE SPLITS

| Rec | By Opponent (32) | Rec Yds | By Opponent (32) |
|-----|--------------------|------------|--------------------|
| Rec | Opponent | Yds | Opponent |
| 89 | Tennessee | 1,396 | Tennessee |
| 82 | Jacksonville | 1,053 | Indianapolis |
| 77 | Indianapolis | 951 | Jacksonville |
| 41 | San Francisco | 458 | New England |
| 34 | New England | 458 | San Francisco |
| 32 | Kansas City | 419 | NY Jets |
| 31 | LA Rams | 405 | Seattle |
| 25 | Baltimore | 394 | Kansas City |
| 25 | Seattle | 388 | Philadelphia |
| 24 | Philadelphia | 366 | LA Rams |
| 23 | Denver | 342 | Buffalo |
| 22 | Buffalo | 338 | NY Giants |
| 21 | NY Giants | 303 | Baltimore |
| 21 | NY Jets | 287 | Dallas |
| 20 | Cincinnati | 269 | Denver |
| 20 | Las Vegas | 245 | Atlanta |
| 17 | Carolina | 245 | Cleveland |
| 17 | Dallas | 213 | Washington |
| 17 | Washington | 212 | Cincinnati |
| 16 | Atlanta | 203 | LA Chargers |
| 16 | Cleveland | 196 | Las Vegas |
| 16 | LA Chargers | 181 | Detroit |
| 15 | Miami | 173 | Pittsburgh |
| 14 | Detroit | 162 | Miami |
| 13 | New Orleans | 147 | New Orleans |
| 13 | Tampa Bay | 145 | Arizona |
| 10 | Arizona | 135 | Carolina |
| 10 | Pittsburgh | 124 | Green Bay |
| 9 | Minnesota | 124 | Tampa Bay |
| 7 | Houston | 100 | Minnesota |
| 7 | Chicago | 86 | Chicago |
| 5 | Green Bay | 53 | Houston |



CAREER TOUCHDOWN SPLITS

| By Opponent (24) | | By Quarterback (11) | | By Season | |
|------------------|--------------------|---------------------|---------------------|-----------|--------|
| TDs | Opponent | TDs | Quarterback | TDs | Season |
| 9 | Tennessee | 25 | Deshaun Watson | 13 | 2017 |
| 7 | Kansas City | 14 | Kyler Murray | 11 | 2018 |
| 6 | Indianapolis | 7 | T.J. Yates | 11 | 2015 |
| 6 | Jacksonville | 6 | Ryan Fitzpatrick | 8 | 2021 |
| 5 | NY Jets | 5 | Brian Hoyer | 7 | 2019 |
| 4 | Buffalo | 5 | Brock Osweiler | 6 | 2020 |
| 3 | Cleveland | 4 | Ryan Mallett | 6 | 2014 |
| 3 | San Francisco | 2 | Ryan Mallett | 4 | 2016 |
| 3 | Washington | 2 | Tom Savage | 2 | 2013 |
| 2 | Chicago | 1 | Case Keenum | | |
| 2 | Denver | 1 | Matt Schaub | | |
| 2 | Miami | 1 | Brandon Weeden | | |
| 2 | Minnesota | | | | |
| 2 | New Orleans | | | | |
| 2 | Philadelphia | | | | |
| 2 | Seattle | | | | |
| 1 | Arizona | 17 | 30 or more yards | | |
| 1 | Cincinnati | 17 | 4-9 yards | | |
| 1 | Green Bay | 13 | 20-29 yards | | |
| 1 | Houston | 12 | 10-19 yards | | |
| 1 | LA Rams | 9 | 3 or fewer yards | | |
| 1 | Las Vegas | | | | |
| 1 | Pittsburgh | | | | |
| 1 | Tampa Bay | | | | |

AN EXPLOSIVE TALENT

Hopkins has posted some explosive performances in his NFL career. He has nine career games with 150+ receiving yards, 12 games with 10+ receptions and 12 games with multiple TD catches.

Hopkins Career Games w/10+ Receptions

| Opponent | Rec | Yds |
|--------------------------------|-----------|------------|
| 9/13/20 @ San Francisco | 14 | 151 |
| 12/30/18 vs. Jacksonville | 12 | 147 |
| 10/27/19 vs. Oakland | 11 | 109 |
| 12/10/17 vs. San Francisco | 11 | 149 |
| 10/8/15 vs. Indianapolis | 11 | 169 |
| 10/25/20 vs. Seattle | 10 | 103 |
| 9/27/20 vs. Detroit | 10 | 137 |
| 12/15/18 @ NY Jets | 10 | 170 |
| 11/4/18 @ Denver | 10 | 105 |
| 9/30/18 @ Indianapolis | 10 | 169 |
| 10/1/17 vs. Tennessee | 10 | 107 |
| 10/18/15 @ Jacksonville | 10 | 148 |

Hopkins Career Games w/150+ Receiving Yards

| Opponent | Yds | Rec | Avg |
|----------------------------------|------------|-----------|-------------|
| 11/30/14 vs. Tennessee | 238 | 9 | 26.4 |
| 10/29/17 @ Seattle | 224 | 8 | 28.0 |
| 12/15/18 @ NY Jets | 170 | 10 | 17.0 |
| 12/20/20 vs. Philadelphia | 169 | 9 | 18.8 |
| 10/8/15 vs. Indianapolis | 169 | 11 | 15.4 |
| 9/30/18 @ Indianapolis | 169 | 10 | 16.9 |
| 10/4/15 @ Atlanta | 157 | 9 | 17.4 |
| 9/13/20 @ San Francisco | 151 | 14 | 10.8 |
| 10/7/18 vs. Dallas | 151 | 9 | 16.8 |



INJURIES STALL A HIGH-SCORING SEASON

Injuries were the only thing stopping Hopkins from scoring in 2021. **The ninth-year pro recorded eight TD receptions in just 10 games played, marking the fourth-best single-season total of his career.**



Hopkins Career Highs – TD Receptions

| Rnk | Year | TDs | Team | Gms |
|----------|-------------|----------|----------------|-----------|
| 1 | 2017 | 13 | Houston | 15 |
| 2t | 2018 | 11 | Houston | 16 |
| 2t | 2015 | 11 | Houston | 16 |
| 4 | 2021 | 8 | Arizona | 10 |
| 5 | 2019 | 7 | Houston | 15 |

Through Week 14, Hopkins was tied for fourth in the NFL in TD receptions despite having already missed three games. He was the only player in the top-five that had played in fewer than 12 games. Hopkins missed final four regular season games due to a knee injury.

2021 NFL Leaders – Receiving TDs (Through Week 14)

| Rnk | Player (Team) | TD | Gms Played |
|-----------|-----------------------------|----------|------------|
| 1 | Cooper Kupp (LAR) | 11 | 12 |
| 2t | Mike Evans (TB) | 10 | 12 |
| 2t | Adam Thielen (Min) | 10 | 12 |
| 4t | DeAndre Hopkins (AZ) | 8 | 9 |
| 4t | Ja'Marr Chase (Cin) | 8 | 12 |
| 4t | Tyreek Hill (KC) | 8 | 12 |
| 4t | D.K. Metcalf (Sea) | 8 | 12 |

CATCHING MORE THAN ONE IN 2021

Hopkins had at least one TD reception in six of 10 games played last season. **He had multiple TD catches in two games, equaling the total from his previous two years (2019-20, 31 games) combined.**

Hopkins had two TD receptions in Week 1 at Tennessee and also posted a pair of TD catches in Week 6 at Cleveland. Just once in his career (3 in 2015) has Hopkins had more games with multiple TD catches than he had in 10 games played in 2021.

THREE GAME-WINNERS SO FAR IN ARIZONA

Hopkins has six career game-winning TD receptions in the 4th quarter/OT, including three with Arizona.

He has as many game-winners in his last 18 games played with the Cardinals (3) as he had in 110 games with the Texans.

His "Hail Murray" grab against the Bills in 2020 - which won the 2021 ESPY for "Best Play" - was the only one to come with under a minute remaining on the clock.



Career Game-Winning TD Catches (4th Qtr/OT)

| Opponent | Qtr | Dist | Time Remaining |
|------------------|-----|------|----------------|
| 10/10/21 vs. SF | 4 | 9 | 5:13 |
| 12/20/20 vs. Phi | 4 | 20 | 7:24 |
| 11/15/20 vs. Buf | 4 | 43 | 0:02 |
| 11/21/19 vs. Ind | 4 | 4 | 12:34 |
| 11/16/15 @ Cin | 4 | 22 | 14:20 |
| 9/15/13 vs. Ten | OT | 3 | 10:32 |

YOUNGEST EVER TO 10,000 RECEIVING YARDS

In the Cardinals 2020 regular season finale against the Rams, Hopkins surpassed 10,000 receiving yards for his career. **At 28 years, 211 days old he became the youngest player in NFL history to reach the milestone.**

NFL History - Youngest to Reach 10,000 Receiving Yards

| Rnk | Player (Years) | Age |
|----------|----------------------------------|---------------------------|
| 1 | DeAndre Hopkins (2013-20) | 28 years, 211 days |
| 2 | Randy Moss (1998-05) | 28 years, 314 days |
| 3 | Larry Fitzgerald (2004-12) | 29 years, 44 days |
| 4 | Calvin Johnson (2007-14) | 29 years, 59 days |
| 5 | Julio Jones (2011-18) | 29 years, 276 days |

Hopkins became just the seventh player in NFL history with 10,000+ receiving yards in his first eight seasons.

Players w/ 10,000+ Receiving Yards in 1st 8 Seasons

| Rnk | Player (Years) | Yds |
|----------|----------------------------------|---------------|
| 1 | Julio Jones (2011-18) | 10,731 |
| 2 | Torry Holt (1999-06) | 10,675 |
| 3 | Calvin Johnson (2007-14) | 10,405 |
| 4 | Jerry Rice (1985-92)+ | 10,273 |
| 5 | Randy Moss (1998-05)+ | 10,147 |
| 6 | Marvin Harrison (1996-03)+ | 10,072 |
| 7 | DeAndre Hopkins (2013-20) | 10,009 |

+Hall of Fame Inductee



ZACH ERTZ - AT A GLANCE



- Selected by Philadelphia in the 2nd round (35th overall) of the 2013 NFL Draft and acquired by Arizona in a trade with the Eagles in Week 6 of the 2021 season.
- A three-time Pro Bowl selection (2017-19), has appeared in 140 games (102 starts) during the regular season with 670 receptions for 7,140 yards and 43 TDs. Also has 12 games with 100+ receiving yards.
- In eight career playoff games (6 starts), has 36 receptions for 381 yards and two TDs.
- Caught game-winning TD in Super Bowl LII that gave the Eagles a 38-33 lead with just over two minutes left in regulation.

NFL LEADER

- Among TEs dating back to his first season in 2013, ranks 2nd in receptions (670), 2nd in receiving yards (7,140), 4th in TD receptions (43), and 4th in 100-yard receiving games (12).

NFL HISTORY

- His 670 receptions rank 8th in NFL history among TEs. His 635 receptions between 2013-21 represent the fourth-highest total in history by a TE in his first nine seasons behind Travis Kelce (704), Jason Witten (696) and Tony Gonzalez (648).

In NFL history, the only TEs to reach 650 receptions in fewer games than Ertz (137) were Travis Kelce (117) and Jason Witten (133).

- Set the NFL single-season record for receptions by a TE with 116 catches in 2018, surpassing the mark of Jason Witten (110 in 2012).
- Playing his first game with Arizona in Week 7 vs. Houston, caught a 47-yard TD reception. Combined with his five-yard TD catch in Week 6 in his final game with Philly, became the first player in NFL history with a TD reception in back-to-back games in a season for two different teams.
- The 2021 season was his sixth with 70+ receptions. Joined Tony Gonzalez (14), Jason Witten (9), Travis Kelce (7) and Antonio Gates (6) as the only TEs in NFL history with at least six seasons of 70+ receptions.
- The 2021 season was his seventh with 700+ receiving yards. Joined Tony Gonzalez (14), Jason Witten (12), Antonio Gates (10), Shannon Sharpe (9) and Travis Kelce (8) as the only TEs in NFL history with at least seven seasons of 700+ receiving yards.

FRANCHISE HISTORY

- In 11 games with the Cardinals in 2021, caught 56 passes for 574 yards and three TDs. His 56 catches tied the franchise single-season record for receptions by a TE and his 574 receiving yards represent the ninth-best total by a TE in team history.

TOUCHDOWNS FEED MORE

The Ertz Family Foundation (Zach and Julie Ertz) and The Athletes' Corner have teamed up again to fight hunger through the on-field performance of the Cardinals. The two foundations are running back their **Score More n' Feed More** initiative to help provide meals to Arizona food banks for every TD the Cardinals score this season.

Last year, the **Score More n' Feed More** initiative helped provide a total of 150,000 meals to food banks in Arizona. **This year, Zach and Julie are personally raising the bar, by pledging to help provide 500,000 meals to food banks via the Score More n' Feed More initiative.**

Score More n' Feed More launched in Week 3 and will last the duration of the 2022 season.

"Julie and I are proud to provide 500,000 meals this season with The Athletes' Corner," Ertz said of the initiative. "We are passionate about doing all we can to support the children and families who are affected by food insecurity in our home state of Arizona, and we are excited to support as many people as possible."

The 2022 season is the third in which the Ertz Family Foundation has partnered with The Athletes' Corner to help fight hunger. In the first two years of the program, the partnership resulted in a total of 1.4 million meals being provided to families in need with the help of Feeding America.

The Ertz Family Foundation and The Athletes' Corner have a goal to help provide over 1 million meals this season through the initiative.



43 TDS SO FAR

Ertz's two-yard TD catch in the third quarter at Carolina in Week 4 was the 43rd of his career. Only two active tight ends have more.

Active NFL Leaders – TD Receptions by TE

| Rnk | Player (Team) | TD |
|-----|-----------------------|-----------|
| 1 | Travis Kelce (KC) | 64 |
| 2 | Kyle Rudolph (TB) | 49 |
| 3 | Zach Ertz (AZ) | 43 |
| 4 | Mercedes Lewis (GB) | 38 |
| 5 | Mark Andrews (Bal) | 34 |



ERTZ MAKES BIG FIRST IMPRESSION IN AZ

After the Cards acquired Ertz in October last year, the Pro Bowl TE made a memorable first impression in Arizona despite playing in just 11 games.

Ertz caught 56 passes for 574 yards and three TDs in 11 games with Arizona last season. His 56 catches tied the franchise single-season record for receptions by a TE (56).

Franchise Record – Receptions by TE (Season)

| Rnk | Player (Year) | Rec | Gms |
|----------------|-------------------------|-----------|-----------|
| 1 ^t | Zach Ertz (2021) | 56 | 11 |
| 1 ^t | Jackie Smith (1967) | 56 | 14 |
| 3 | Freddie Jones (2003) | 55 | 16 |
| 4 | Jackie Smith (1968) | 49 | 14 |
| 5 | Jackie Smith (1964) | 47 | 14 |

He also became the first Cardinals TE since Freddie Jones (517) in 2003 to have 500+ receiving yards in a season.

Franchise Record – Receiving Yards by TE (Season)

| Rnk | Player (Year) | Yds | Gms |
|-----|-------------------------|------------|-----------|
| 1 | Jackie Smith (1967) | 1,205 | 14 |
| 2 | Jackie Smith (1966) | 810 | 14 |
| 3 | Jackie Smith (1968) | 789 | 14 |
| 4 | Jackie Smith (1970) | 687 | 14 |
| 5 | Jackie Smith (1964) | 657 | 14 |
| 6 | Jackie Smith (1965) | 648 | 14 |
| 7 | Doug Marsh (1984) | 608 | 16 |
| 8 | Jackie Smith (1973) | 600 | 14 |
| 9 | Zach Ertz (2021) | 574 | 11 |
| 10 | Jay Novacek (1988) | 569 | 16 |



SIGNIFICANT ACHIEVEMENTS IN SEASON #9

Ertz finished the 2021 regular season with 74 receptions for 763 yards and five TDs in 17 games with the Eagles and Cardinals.

He had 56 receptions for 574 yards with Arizona and 18 receptions for 189 yards with Philadelphia.

His 74 receptions ranked fourth among NFL TEs in 2021.

2021 NFL Leaders - Receptions (TE)

| Rnk | Player (Team) | Rec |
|-----|---------------------------|-----------|
| 1 | Mark Andrews (Bal) | 107 |
| 2 | Travis Kelce (KC) | 92 |
| 3 | Dalton Schultz (Dal) | 78 |
| 4 | Zach Ertz (AZ/Phi) | 74 |
| 5 | Mike Gesicki (Mia) | 73 |

SIX SEASONS WITH 70+ RECEPTIONS

The 2021 season marked Ertz's sixth with 70+ catches. He became just the fifth TE in NFL history to have at least six seasons of 70+ receptions in their career.

NFL History – Seasons w/ 70+ Receptions by TE

| Rnk | Player (Years) | 70+ |
|----------------|---------------------------|----------|
| 1 | Tony Gonzalez (1997-2013) | 14 |
| 2 | Jason Witten (2003-20) | 9 |
| 3 | Travis Kelce (2013-) | 7 |
| 4 ^t | Zach Ertz (2013-) | 6 |
| 4 ^t | Antonio Gates (2003-18) | 6 |

Ertz (6) joined Kelce (7), Gonzalez (6) and Witten (6) as the only TEs in NFL history with 70+ catches at least six times in their first nine seasons.

SEVEN SEASONS WITH 700+ RECEIVING YARDS

The 2021 season marked Ertz's seventh with at least 700 receiving yards. He became just the sixth TE in NFL history to have at least seven seasons of 700+ receiving yards in their career.

NFL History – Seasons w/ 700+ Receiving Yards by TE (All-Time)

| Rnk | Player (Years) | 700+ |
|-----|----------------------------|----------|
| 1 | Tony Gonzalez (1997-2013) | 14 |
| 2 | Jason Witten (2003-20) | 12 |
| 3 | Antonio Gates (2003-18) | 10 |
| 4 | Shannon Sharpe (1990-2003) | 9 |
| 5 | Travis Kelce (2013-) | 8 |
| 6 | Zach Ertz (2013-) | 7 |

Ertz (7) joins Gates (8), Kelce (8), Witten (8) and Gonzalez (7) as the only TEs in NFL history with 700+ receiving yards at least seven times in their first nine seasons.



A.J. GREEN - AT A GLANCE



- Seven-time Pro Bowl selection (2011-17) and two-time 2nd-team All-Pro honoree (2012-13). First WR in NFL history to be named to the Pro Bowl in each of his first seven seasons.

- Has appeared in 148 games (137 starts) with 713 receptions for 10,334 yards and 68 TDs during the regular season. One of three active NFL players – DeAndre Hopkins and Julio Jones – with 700+ receptions and 10,000+ receiving yards.

- Has 35 career games with 100+ receiving yards and six 1,000-yard receiving seasons.

- Since entering the league in 2011, ranks 4th in the NFL in receiving yards, 7th in receptions, t-7th in TD receptions, 4th in 100-yard receiving games and 7th in receiving yards per game.

- Joins teammate DeAndre Hopkins (6), Travis Kelce (6), Brandin Cooks (6), Julio Jones (7), Antonio Brown (7) and Mike Evans (8) as the only players in the NFL with at least six seasons of 1,000+ receiving yards dating back to 2011.

- In 2021, playing in his 11th NFL season at the age of 33 years old, Green's 15.7-yard receiving average was the second-highest of his career (16.3 as a rookie in 2011 at 23 years old).

- Had 10 games of 150+ receiving yards in his first 10 seasons in the league. Only nine other players in NFL history, including six Hall of Famers, had at least 10 games of 150+ receiving yards in their first 10 career seasons.

- Has five career games of 180+ receiving yards. Only Antonio Brown (8) has more such performances over the past 11 seasons (2011-21).

- Has ranked in the top-10 in the NFL in receptions twice (2012-13), receiving yards three times (2012-13, 2015), receiving TDs four times (2012-13, 2015, 2017) and receiving yards per game four times (2012-13, 2015-16).

- Of Green's 68 career TD receptions, 18 covered at least 40 yards and 13 went for 50+ yards. His 13 TD catches of 50+ yards trail only DeSean Jackson (21) and Tyreek Hill (14) dating back to 2011.

WHERE GREEN RANKS SINCE 2011

Since entering the league as a first-round selection (4th overall) in the 2011 NFL Draft, Green ranks 4th in the NFL in receiving yards, t-7th in TD catches, 7th in receptions and 4th in 100-yard receiving games.

NFL Leaders – Receiving Yards (2011-)

| Rnk | Player (Current Team) | Yds |
|-----|-----------------------|--------|
| 1 | Julio Jones (TB) | 13,406 |
| 2 | Antonio Brown (FA) | 12,124 |
| 3 | DeAndre Hopkins (AZ) | 10,581 |
| 4 | A.J. Green (AZ) | 10,334 |
| 5 | T.Y. Hilton (FA) | 9,691 |

NFL Leaders – Receptions (2011-)

| Rnk | Player (Current Team) | Rec |
|-----|-----------------------|-----|
| 1 | Antonio Brown (FA) | 912 |
| 2 | Julio Jones (TB) | 883 |
| 3 | Larry Fitzgerald | 819 |
| 4 | DeAndre Hopkins (AZ) | 789 |
| 5 | Travis Kelce (KC) | 745 |
| 6 | Keenan Allen (LAC) | 734 |
| 7 | A.J. Green (AZ) | 713 |

NFL Leaders – TD Receptions (2011-)

| Rnk | Player (Current Team) | TDs |
|-----|-----------------------|-----|
| 1 | Antonio Brown (FA) | 83 |
| 2 | Rob Gronkowski | 82 |
| 3 | Jimmy Graham (FA) | 80 |
| 4t | Mike Evans (TB) | 78 |
| 4t | Devante Adams (LV) | 78 |
| 6 | Dez Bryant (FA) | 69 |
| 7t | A.J. Green (AZ) | 68 |
| 7t | DeAndre Hopkins (AZ) | 68 |

NFL Leaders – 100-Yard Receiving Games (2011-)

| Rnk | Player (Current Team) | Gms |
|-----|-----------------------|-----|
| 1 | Julio Jones (TB) | 59 |
| 2 | Antonio Brown (FA) | 46 |
| 3 | DeAndre Hopkins (AZ) | 37 |
| 4 | A.J. Green (AZ) | 35 |
| 5 | T.Y. Hilton (FA) | 34 |



GREEN MUCH BETTER THAN AVERAGE IN 2021

In his first season with the Cardinals in 2021, WR A.J. Green had 54 receptions for 848 yards (15.7 avg.) and three TDs.

He easily exceeded his totals from his final season with the Bengals in 2020 when he had 47 catches for 523 yards (11.1 avg.) and two TDs.

Among players with at least 50 receptions in 2021, Green's 15.7 receiving average ranked fifth in the NFL.

2021 NFL Leaders - Receiving Avg. (Min. 50 Receptions)

| Rnk | Player (Team) | Avg | Yds | Rec |
|-----|---------------------|------|-----|-------|
| 1 | Deebo Samuel (SF) | 18.2 | 77 | 1,405 |
| 2 | Ja'Marr Chase (Cin) | 18.0 | 81 | 1,455 |
| 3 | Tyler Lockett (Sea) | 16.1 | 73 | 1,175 |
| 4 | Van Jefferson (LAR) | 16.0 | 50 | 802 |
| 5 | A.J. Green (AZ) | 15.7 | 54 | 848 |

Playing in his 11th NFL season at the age of 33 years old, Green's 15.7-yard receiving average was the second-highest of his career. He established his career high of 16.3 yards per reception in his rookie season when he was 23 years old.

Green had 11 receptions of 25+ yards during the regular season. Only three times in his career - in his first three NFL seasons: 14 in 2011; 12 in 2012; 12 in 2013 - did Green have more receptions of 25+ yards.



INSIDE THE NUMBERS

CAREER RECEPTION/RECEIVING YARDAGE SPLITS

Rec By Opponent (31)

| Rec | Opponent | Yds |
|-----|---------------|-------|
| 90 | Pittsburgh | 1,218 |
| 77 | Cleveland | 1,143 |
| 53 | Baltimore | 886 |
| 36 | Miami | 478 |
| 35 | Denver | 446 |
| 34 | Houston | 444 |
| 29 | Indianapolis | 414 |
| 24 | LA Rams | 372 |
| 22 | Kansas City | 371 |
| 22 | LA Chargers | 345 |
| 22 | Tennessee | 345 |
| 22 | Washington | 344 |
| 21 | Buffalo | 303 |
| 21 | Jacksonville | 300 |
| 20 | Seattle | 295 |
| 19 | Green Bay | 264 |
| 16 | Dallas | 249 |
| 16 | Detroit | 240 |
| 16 | New England | 230 |
| 15 | Chicago | 230 |
| 15 | NY Jets | 207 |
| 14 | NY Giants | 190 |
| 14 | Philadelphia | 171 |
| 12 | Minnesota | 153 |
| 11 | Las Vegas | 133 |
| 9 | Tampa Bay | 127 |
| 6 | Arizona | 113 |
| 6 | New Orleans | 104 |
| 6 | San Francisco | 79 |
| 6 | Carolina | 78 |
| 4 | Atlanta | 62 |

Rec Yds By Opponent (31)

| Opponent | Yds |
|---------------|-------|
| Pittsburgh | 1,218 |
| Cleveland | 1,143 |
| Baltimore | 886 |
| Miami | 478 |
| Buffalo | 446 |
| Houston | 444 |
| Denver | 414 |
| Jacksonville | 372 |
| Indianapolis | 371 |
| LA Rams | 345 |
| Washington | 345 |
| Tennessee | 344 |
| Kansas City | 303 |
| Detroit | 300 |
| NY Jets | 295 |
| LA Chargers | 264 |
| Seattle | 249 |
| Chicago | 240 |
| Dallas | 230 |
| New England | 230 |
| Green Bay | 207 |
| Las Vegas | 190 |
| Minnesota | 171 |
| NY Giants | 153 |
| Tampa Bay | 133 |
| New Orleans | 127 |
| Philadelphia | 113 |
| Arizona | 104 |
| San Francisco | 79 |
| Atlanta | 78 |
| Carolina | 62 |



CAREER TOUCHDOWN SPLITS

By Opponent (26)

| TDs | Opponent |
|-----|--------------|
| 9 | Baltimore |
| 8 | Cleveland |
| 8 | Pittsburgh |
| 4 | Denver |
| 4 | Indianapolis |
| 3 | Jacksonville |
| 3 | LA Rams |
| 3 | Minnesota |
| 2 | Buffalo |
| 2 | Chicago |
| 2 | Green Bay |
| 2 | LA Chargers |
| 2 | Miami |
| 2 | NY Giants |
| 2 | Tampa Bay |
| 2 | Washington |
| 1 | Atlanta |
| 1 | Dallas |
| 1 | Detroit |
| 1 | Kansas City |
| 1 | New England |
| 1 | NY Jets |
| 1 | Philadelphia |
| 1 | Seattle |
| 1 | Tennessee |

By Quarterback (6)

| TDs | Quarterback |
|-----|------------------|
| 58 | Andy Dalton |
| 3 | Kyler Murray |
| 3 | A.J. McCarron |
| 1 | Joe Burrow |
| 1 | Mohamed Sanu |
| 1 | Brandon Allen |
| 1 | Bruce Gradkowski |

By Distance

| TDs | Distance |
|-----|------------------|
| 22 | 30 or more yards |
| 19 | 4-9 yards |
| 19 | 10-19 yards |
| 5 | 20-29 yards |
| 3 | 3 or fewer yards |

By Season

| TDs | Season |
|-----|--------|
| 11 | 2013 |
| 11 | 2012 |
| 10 | 2015 |
| 8 | 2017 |
| 7 | 2011 |
| 6 | 2018 |
| 6 | 2014 |
| 4 | 2016 |
| 3 | 2021 |
| 2 | 2020 |

| TDs | Day |
|-----|----------|
| 59 | Sunday |
| 5 | Thursday |
| 4 | Monday |

By Quarter

| TDs | Quarter |
|-----|-----------------|
| 22 | 1 st |
| 18 | 4 th |
| 17 | 2 nd |
| 11 | 3 rd |

CONNER IN PRO BOWL FORM IN 2021

Signed to a one-year contract as a free agent, RB James Conner had perhaps the best season of his NFL career en route to his second career Pro Bowl selection in 2021.

In his first season with the Cardinals, Conner totaled 1,127 scrimmage yards (752 rushing, 375 receiving) and 18 TDs (15 rushing; 3 receiving).

Conner in 2021

- 1,127 scrimmage yards was a team-high
- 752 rushing yards was a team-high
- 18 total TDs were a team & career-high
- 15 rushing TDs were a team & career-high

Conner's 18 total TDs during the regular season marked the second-highest single-season total in franchise history.

| Franchise Record - Touchdowns (Season) | | | |
|--|----------------------------|-----------|-------------|
| Rnk | Player (Year) | TDs | Rush/Rec |
| 1 | David Johnson (2016) | 20 | 16/4 |
| 2 | James Conner (2021) | 18 | 15/3 |
| 3 | John David Crow (1962) | 17 | 14/3 |
| 4t | Sonny Randle (1960) | 15 | 0/15 |
| 4t | Mal Kutner (1948) | 15 | 1/14 |

His 18 TDs also ranked third in the NFL in 2021.

2021 NFL Leaders – Scrimmage TDs

| Rnk | Player (Team) | TDs |
|----------|-----------------------------|-----------|
| 1t | RB Jonathan Taylor (Ind) | 20 |
| 1t | RB Austin Ekeler (LAC) | 20 |
| 3 | RB James Conner (AZ) | 18 |
| 4t | RB Joe Mixon (Cin) | 16 |
| 4t | WR Cooper Kupp (LAR) | 16 |

Conner's 15 rushing TDs in 2021 marked the second-highest single-season total in franchise history.

Franchise Record – Rushing TDs (Season)

| Rnk | Player (Year) | TDs |
|----------|----------------------------|-----------|
| 1 | David Johnson (2016) | 16 |
| 2 | James Conner (2021) | 15 |
| 3 | John David Crow (1962) | 14 |
| 4 | Ernie Nevers (1929) | 12 |
| 5t | Kyler Murray (2020) | 11 |
| 5t | MacArthur Lane (1970) | 11 |

His 15 rushing TDs also tied for second in the NFL in 2021.

2021 NFL Leaders – Rushing TDs

| Rnk | Player (Team) | TD |
|-----------|--------------------------|-----------|
| 1 | Jonathan Taylor (Ind) | 18 |
| 2t | James Conner (AZ) | 15 |
| 2t | Damien Harris (NE) | 15 |
| 4 | Joe Mixon (Cin) | 13 |
| 5 | Austin Ekeler (LAC) | 12 |

19 TDs IN FIRST 16 GAMES WITH CARDINALS

In the Cardinals 2022 opener vs. the Chiefs, Conner scored Arizona's first TD of the season on a two-yard run. It gave him 19 total TDs in his first 16 regular season games with the Cardinals. In NFL history, only four players - all Hall of Famers - had more TDs in their first 16 games with a team.

NFL Record – Total TDs in 1st 16 Games w/ a Team

| Rnk | Player (Team) | TDs | Years |
|-----------|-----------------------------|-----------|----------------|
| 1 | RB Gale Sayers (Chi) | 24 | 1965-66 |
| 2 | WR Randy Moss (NE) | 23 | 2007 |
| 3t | RB Jim Brown (Cle) | 20 | 1957-58 |
| 3t | RB Eric Dickerson (LAR) | 20 | 1983-84 |
| 5t | RB James Conner (AZ) | 19 | 2021-22 |
| 5t | HB Bill Paschal (NYG) | 19 | 1943-44 |

Conner's 19 TDs are six more than any other player in Cards history in their first 16 games with the team.

Franchise Record – Total TDs in 1st 16 Games w/ Team

| Rnk | Player (Years) | TDs |
|----------|----------------------------------|-----------|
| 1 | RB James Conner (2021-22) | 19 |
| 2 | RB David Johnson (2015) | 13 |
| 3 | HB Ernie Nevers (1929-30) | 13 |
| 4 | RB Donny Anderson (1972-73) | 12 |
| 5 | RB Kenyan Drake (2019-20) | 12 |
| 5t | WR Bob Shaw (1950) | 12 |

Conner had 16 rushing TDs in his first 16 regular season games with the Cardinals.

In NFL history, only four players had more in their first 16 games with a team.

NFL Record – Rushing TDs in 1st 16 Games w/ a Team

| Rnk | Player (Team) | TDs | Years |
|-----------|-----------------------------|-----------|----------------|
| 1t | RB Jim Brown (Cle) | 18 | 1957-58 |
| 1t | RB Eric Dickerson (LAR) | 18 | 1983-84 |
| 3t | HB Bill Paschal (NYG) | 17 | 1943-44 |
| 3t | RB Michael Turner (Atl) | 17 | 2008 |
| 5t | RB James Conner (AZ) | 16 | 2021-22 |
| 5t | RB Gale Sayers (Chi) | 16 | 1965-66 |
| 5t | RB Ricky Williams (Mia) | 16 | 2002 |



AZ ACQUIRED DEEP THREAT IN HOLLYWOOD

On the first day of the 2022 NFL Draft, the Cardinals sent their first-round pick (#23 overall) to the Baltimore Ravens in exchange for WR Marquise "Hollywood" Brown and the Ravens '22 third-round pick (#100 overall).

Baltimore's first round pick (25th overall) in the 2019 NFL Draft, Brown has 238 receptions for 2,846 yards and 24 TDs in 52 games (47 starts) in his career. The 25-year old set career highs with 91 receptions for 1,008 yards last season while starting all 16 games in which he played.

Has also played in three postseason games and totaled 18 receptions for 322 yards.

Since he entered the league in 2019, only one player in the NFL has more TD receptions of 20+ yards than Brown (13). Only three have more TD catches and 40+ yards than Brown (7).



NFL Leaders

TD Catches of 20+ Yds (2019-22)

| Rnk | Player (Team) | TDs |
|-----------|----------------------------|-----------|
| 1 | Tyreek Hill (Mia) | 17 |
| 2t | Marquise Brown (AZ) | 13 |
| 2t | Mike Evans (TB) | 13 |
| 4 | D.K. Metcalf (Sea) | 12 |
| 5t | A.J. Brown (Phi) | 10 |
| 5t | Diontae Johnson (Pit) | 10 |
| 5t | Darius Slayton (NYG) | 10 |
| 5t | Mike Williams (LAC) | 10 |

NFL Leaders

TD Catches of 40+ Yds (2019-22)

| Rnk | Player (Team) | TDs |
|-----------|----------------------------|----------|
| 1 | Tyreek Hill (Mia) | 13 |
| 2t | A.J. Brown (Phi) | 8 |
| 2t | Tyler Lockett (Sea) | 8 |
| 4t | Marquise Brown (AZ) | 7 |
| 4t | Marquez V-Scantling (KC) | 7 |
| 4t | Mike Williams (LAC) | 7 |
| 4t | Stefon Diggs (Buf) | 7 |

BROWN'S TD CONNECTIONS

• Dating back to his two seasons (2017-18) at Oklahoma, Brown has 41 TD receptions, 40 of which have come from three different Heisman Trophy winning QBs (**Kyler Murray**, Baker Mayfield, Lamar Jackson) and the other coming from QB **Trace McSorley** - his former teammate in Baltimore and current teammate with the Cardinals.

• Of his 17 TD receptions at Oklahoma, 11 came from Murray - including Brown's first TD with the Sooners (87-yarder from Kyler on 9/16/17 vs. Tulane).

• Brown's 11 TD catches from Murray at Oklahoma averaged 51.0 yards. Only one covered fewer than 20 yards and seven covered 50+ yards.

THE RELATIONSHIP RUNS DEEP

WR **Marquise Brown** received his nickname "Hollywood" during his time at the University of Oklahoma. It was with the Sooners that Brown met - and became best friends with - Cardinals QB **Kyler Murray**.



Brown and Murray played together with the Sooners for two seasons (2017-18), including in 2018 when Brown had 75 receptions for 1,318 yards and 10 TDs. That season, Brown led the nation in receptions of 40+ yards (11), 50+ yards (7) and 60+ yards (4) and Murray won the Heisman Trophy.

They were both selected in the first round of the 2019 NFL Draft - Murray #1 overall to Arizona and Brown #25 overall to Baltimore. Even though they were not playing together, the two continued to work out together in the offseason.

"In college you go through more with your quarterback than in the NFL," Brown said of the tight bond. "Me and Kyler, we got in together, we were on the 'B' squad against the starting defense (at Oklahoma) to all the way to both of us playing."

MOORE BACK IN THE LINEUP

Despite playing just 14 games in a limited role as a rookie last season, WR **Rondale Moore** totaled 973 all-purpose yards: 435 receiving; 76 rushing; 171 punt return; 291 kickoff return. That tied for eighth among NFL rookies in 2021.

NFL Rookie Leaders – All-Purpose Yards (2021)

| Rnk | Player (Team) | Yds |
|-----------|------------------------------|------------|
| 1 | RB Najee Harris (Pit) | 1,667 |
| 2 | WR Ja'Marr Chase (Cin) | 1,476 |
| 3 | RB Javonte Williams (Den) | 1,219 |
| 4 | WR Jaylen Waddle (Mia) | 1,211 |
| 5 | RB Khalil Herbert (Chi) | 1,179 |
| 6 | RB Eli Mitchell (SF) | 1,100 |
| 7 | TE Kyle Pitts (Atl) | 1,026 |
| 8t | WR Rondale Moore (AZ) | 973 |
| 8t | WR Amon-Ra St. Brown (Det) | 973 |



Despite his success last season - including a franchise single-game rookie record 11 catches at Seattle in Week 11 and scoring the Cardinals longest TD of the year in Week 2 vs. Minnesota (77-yard TD catch) - much is being expected of the second-year pro in 2022.

After missing the first three games this season due to injury, Moore has 16 receptions for 128 yards in three games played in 2022. That total includes 13 receptions for 117 yards in the last two games against the Eagles (7 catches for 68 yards) and Seahawks (6 catches for 49 yards).

J.J. WATT - AT A GLANCE

- After spending his first 10 seasons with the Texans - who selected Watt in the first round (11th overall) in the 2011 NFL Draft - signed a two-year contract with the Cardinals on 3/2/21 as a free agent.
- A five-time 1st-team All-Pro and five-time Pro Bowl selection, was also named the 2017 Walter Payton NFL Man of the Year.
- Has been named NFL Defensive Player of the Year three times (2012, '14-15), tied with Rams DT Aaron Donald and Giants LB Lawrence Taylor for the most in NFL history.

• In 140 career games, has totaled 104.5 sacks, 26 forced fumbles, 16 fumble recoveries, 296 QB hits, 181 tackles for loss, 556 tackles (425 solo), two INTs. Also has 6.0 sacks, 10 tackles for loss, 6 passes defended and an INT in eight playoff contests.

• Has scored seven career TDs (6 regular season, 1 postseason): 3 career receiving TDs, 3 INT return TDs and a fumble return TD.

NFL LEADER

- His 181 tackles for loss, 296 QB hits, 48 games with multiple tackles for loss and 26 games with 2.0+ sacks lead the NFL since he entered the league in 2011.
- Has 104.5 career sacks. Since entering the NFL in 2011, only Von Miller (121.5), Cameron Jordan (110.5) and Chandler Jones (107.5) have more.
- Led the NFL in sacks with 20.5 in 2012 and 17.5 in 2015 and finished second in the league with 20.5 in 2014 and 16.0 in 2018.
- Has 66 passes defended in his career. Among active NFL defensive linemen, only Kansas City's Carlos Dunlap (70) has more.
- Played 1,016 total snaps in 2020, which led all NFL defensive linemen. Has played 1,000+ snaps in a season six times.

NFL HISTORY

- Only player in NFL history to have multiple seasons of 20.0 or more sacks (2012, '14) and joins Hall of Famer Reggie White as the only players in NFL history to post three or more seasons with at least 17.5 sacks (2012, '14-15).
- Ranks fifth in NFL history (min. 75 games played) in sacks per game (.746), trailing only brother T.J. Watt (.936), Reggie White (.853), DeMarcus Ware (.778) and Aaron Donald (.767).
- Became just the fourth player in NFL history to record at least 100.0 career sacks in his first 120 games (Reggie White, Bruce Smith, DeMarcus Ware).
- In the 17 years (2006-22) Pro Football Reference has tracked QB hits, owns the NFL's four highest single-season totals: 51 in 2014, 50 in 2015, 46 in 2013 and 43 in 2012.
- His six AFC Defensive Player of the Month awards are tied for the most by any defensive player in NFL history (Bruce Smith) while his seven AFC Defensive Player of the Week awards rank second (Aaron Donald-8) for the most among any active players in the league.

OFF THE FIELD

- Wife, Kealia, plays for the Chicago Red Stars of the NWSL and his brothers, Derek (FB) and T.J. (LB), play for the Pittsburgh Steelers.
- In response to the devastation in Houston as the result of Hurricane Harvey in 2017, organized what would become the largest crowd-sourced fundraiser in history. Originally set a goal of \$200,000 but within 19 days, more than 200,000 individuals collectively donated \$37 million to the cause. Contributions continued, and the final tally reached \$41.6 million.



INSIDE WATT'S SACK TOTALS

In Week 2 at Las Vegas, Watt took down Raiders QB Derek Carr in the first quarter. Carr became the 42nd different QB Watt has sacked in his career.

In Week 3, Watt took down QB Matthew Stafford for his first career sack against the Rams.

In Week 5 vs. Philadelphia, Eagles QB Jalen Hurts became the 43rd different QB Watt has sacked in his career.



Sacks By Quarterback (43)

| Sacks | Quarterback |
|-------|--------------------|
| 11.0 | Andrew Luck |
| 10.5 | Blake Bortles |
| 6.5 | Zach Mettenberger |
| 5.0 | Jake Locker |
| 4.5 | Alex Smith |
| 4.0 | Ryan Fitzpatrick |
| 4.0 | Eli Manning |
| 4.0 | Matthew Stafford |
| 3.5 | Blaine Gabbert |
| 3.5 | Ryan Tannehill |
| 3.0 | Drew Brees |
| 3.0 | Matt Hasselbeck |
| 3.0 | Philip Rivers |
| 2.5 | Peyton Manning |
| 2.5 | Mark Sanchez |
| 2.0 | Sam Darnold |
| 2.0 | Joe Flacco |
| 2.0 | Chad Henne |
| 2.0 | Lamar Jackson |
| 2.0 | Matt McGloin |
| 2.0 | Aaron Rodgers |
| 2.0 | Matt Ryan |
| 1.5 | Marcus Mariota |
| 1.0 | Josh Allen |
| 1.0 | Kyle Allen |
| 1.0 | Derek Carr |
| 1.0 | Andy Dalton |
| 1.0 | Robert Griffin III |
| 1.0 | Brian Hoyer |
| 1.0 | Case Keenum |
| 1.0 | Jake Luton |
| 1.0 | Baker Mayfield |
| 1.0 | Colt McCoy |
| 1.0 | Cam Newton |
| 1.0 | Dan Orlovsky |
| 1.0 | Brock Osweiler |
| 1.0 | Carson Palmer |
| 1.0 | Christian Ponder |
| 1.0 | Dak Prescott |
| 1.0 | Ben Roethlisberger |
| 0.5 | Jalen Hurts |
| 0.5 | Josh Freeman |
| 0.5 | Russell Wilson |

Sacks By Opponent

Watt has at least a partial sack against 28 different teams.

Sacks By Opponent (28)

| Sacks | Opponent |
|-------|--------------|
| 18.0 | Tennessee |
| 17.0 | Jacksonville |
| 13.0 | Indianapolis |
| 5.0 | NY Jets |
| 4.5 | Kansas City |
| 4.0 | Baltimore |
| | NY Giants |
| 3.5 | Denver |
| | Miami |
| 3.0 | Detroit |
| | Las Vegas |
| | New Orleans |
| 2.0 | Atlanta |
| | Buffalo |
| | Carolina |
| | Cleveland |
| | Green Bay |
| | LA Chargers |
| | Philadelphia |
| | Washington |
| 1.0 | Arizona |
| | Cincinnati |
| | Dallas |
| | L.A. Rams |
| | Minnesota |
| 0.5 | Pittsburgh |
| | Seattle |
| | Tampa Bay |

Teams w/ no sacks against:

Chicago
Houston
New England
San Francisco

WATT AND 104.5 AND COUNTING

Watt has 104.5 sacks in his career. Only three active players have more.

Active NFL Leaders – Career Sacks

| Rnk | Player (1st Year) | Sacks |
|-----|-----------------------|-------|
| 1 | Von Miller (2011) | 121.5 |
| 2 | Cameron Jordan (2011) | 110.5 |
| 3 | Chandler Jones (2012) | 107.5 |
| 4 | J.J. Watt (2011) | 104.5 |
| 5 | Justin Houston (2011) | 104.0 |

Watt recorded career sack #104 in the Cardinals game vs. the Rams in Week 3 - while playing in his 137th career game. He became just the 10th player in NFL history with at least 104.0 sacks in his first 137 career games.

NFL History - Sacks Thru 1st 137 Career Games

| Rnk | Player | Sacks | Seasons |
|-----|------------------|-------|---------|
| 1 | Reggie White+ | 137.0 | 1985-93 |
| 2 | DeMarcus Ware | 116.0 | 2005-13 |
| 3 | Bruce Smith+ | 116.0 | 1985-94 |
| 4 | Jared Allen | 114.0 | 2004-12 |
| 5 | Von Miller | 109.0 | 2011-21 |
| 6 | Lawrence Taylor+ | 108.5 | 1982-90 |
| 7t | Chandler Jones | 106.5 | 2012-21 |
| 7t | Leslie O'Neal | 106.5 | 1986-96 |
| 7t | Derrick Thomas+ | 106.5 | 1989-97 |
| 10 | J.J. Watt | 104.0 | 2011-22 |

+Hall of Fame Inductee




A SCORING THREAT ON DEFENSE

One of the NFL's top pass rushers, **Watt** has also proved to be a scoring threat, both on offense and defense. Including postseason, Watt has scored seven TDs in his career (6 regular season, 1 postseason).

He has three career receiving TDs, three INT return TDs and a fumble return TD.

His most recent TD came in Week 12 of 2020 when he picked off a Matthew Stafford pass and returned it 19 yards for a TD in a win vs. Detroit.



Watt's Career Touchdowns

| Type | Dist. (Yds) | Opponent |
|---------------|-------------|--|
| INT Return | 19 | 11/26/20 @ Detroit (QB Matthew Stafford) |
| Receiving | 1 | 11/30/14 vs. Tennessee |
| Receiving | 2 | 11/16/14 @ Cleveland |
| Fumble Return | 45 | 10/9/14 vs. Indianapolis |
| INT Return | 80 | 9/28/14 vs. Buffalo (QB E.J. Manuel) |
| Receiving | 1 | 9/14/14 @ Oakland |
| INT Return | 29 | 1/7/12 vs. Cincinnati (QB Andy Dalton)* |

*2011 Postseason

MAKING PLAYS ON THE BALL

Throughout his career, **Watt** has shown a remarkable ability to both force and recover fumbles. Since his rookie season in 2011, he has 26 forced fumbles and 16 fumble recoveries in the regular season.

In the past 12 seasons (2011-22), Watt's 16 fumble recoveries rank second among active players while only two active defenders have more forced fumbles.

Active NFL Leaders – Fumble Recoveries

| Rnk | Player (Team) | FR |
|-----|-----------------------|-----------|
| 1 | Lavonte David (TB) | 17 |
| 2 | J.J. Watt (AZ) | 16 |
| 3 | Justin Houston (Bal) | 14 |
| 4 | Fletcher Cox (Phi) | 13 |
| 5 | Calais Campbell (Bal) | 12 |



Active NFL Leaders – Forced Fumbles

| Rnk | Player (Team) | FF |
|-----|-----------------------|-----------|
| 1 | Chandler Jones (LV) | 33 |
| 2 | Robert Quinn (Chi) | 31 |
| 3t | J.J. Watt (AZ) | 26 |
| 3t | Von Miller (Buf) | 26 |
| 3t | T.J. Watt (Pit) | 26 |

KNOCKING IT DOWN AT THE LINE

Watt also has 66 passes defended in his career. Among active NFL defensive linemen, only Kansas City's Carlos Dunlap (70) has more.

Active NFL Leaders - Passes Defended (D-Linemen)

| Rnk | Player (Team) | FF |
|-----|-----------------------|-----------|
| 1 | Carlos Dunlap (KC) | 70 |
| 2 | J.J. Watt (AZ) | 66 |
| 3t | Cameron Jordan (NO) | 56 |
| 3t | Calais Campbell (Bal) | 56 |
| 5 | Cameron Heyward (Pit) | 44 |

A WATT OF ACCOMPLISHMENTS

In his first 11 NFL seasons, **Watt** accumulated 547 tackles, 102.0 sacks, 26 forced fumbles, 16 fumble recoveries, 292 QB hits, 177 tackles for loss, 63 passes defended and two INTs during the regular season.

His list of accomplishments is long. Those accolades include being one of just three players in league history to be named AP NFL Defensive Player of the Year at least three times.

There have been eight players in league history that have earned multiple DPOY Awards. Six are enshrined in the Pro Football Hall of Fame. The other two are Watt and Rams DT Aaron Donald.

Players w/ Multiple AP NFL DPOY Awards

| Player | DPOY | Years |
|------------------|----------|----------------------|
| J.J. Watt | 3 | 2012, 2014-15 |
| Aaron Donald | 3 | 2017-18, 2020 |
| Lawrence Taylor+ | 3 | 1981-82, 1986 |
| Reggie White+ | 2 | 1987, 1998 |
| Ray Lewis+ | 2 | 2000, 2003 |
| Joe Greene+ | 2 | 1972, 1974 |
| Mike Singletary+ | 2 | 1985, 1988 |
| Bruce Smith+ | 2 | 1990, 1996 |

+Hall of Fame Inductee



WATT'S CAREER SNAPSHOT

NFL Defensive Player of the Year (3x): 2012, 2014, 2015

Walter Payton NFL Man of the Year: 2017

Pro Bowl (5x): 2012, 2013, 2014, 2015, 2018

1st-Team All-Pro (5x): 2012, 2013, 2014, 2015, 2018

NFL Sack Leader (2x): 2012 (20.5), 2015 (17.5)

AFC Defensive Player of the Month: 6 times

AFC Defensive Player of the Week: 7 times

PRESSURE GOES FAR BEYOND SACKS

In addition to his 104.5 career sacks, **Watt** also has 296 QB hits since entering the league in 2011. That is far and away the highest total in the NFL during that span according to ProFootballReference.com.

NFL Leaders - QB Hits (2011-22)

| Rnk | Player (Team) | QBH |
|-----|-----------------------|------------|
| 1 | J.J. Watt (AZ) | 296 |
| 2 | Carlos Dunlap (KC) | 242 |
| 3 | Von Miller (Buf) | 241 |
| 4 | Aaron Donald (LAR) | 232 |
| 5 | Cameron Jordan (NO) | 212 |



In the 17 years (2006-22) the site has tracked QB hits, **Watt** owns the NFL's four highest single-season totals.

NFL Single-Season Leaders - QB Hits (2006-20)

| Rnk | Player | QBH | Season |
|-----|------------------|-----------|-------------|
| 1 | J.J. Watt | 51 | 2014 |
| 2 | J.J. Watt | 50 | 2015 |
| 3 | J.J. Watt | 46 | 2013 |
| 4 | J.J. Watt | 43 | 2012 |
| 5t | Aaron Donald | 41 | 2018 |
| 5t | T.J. Watt | 41 | 2020 |

Watt has 181 tackles for loss in his career, leading all active NFL defenders.

Active NFL Leaders - Tackles for Loss

| Rnk | Player (Team) | TFL |
|-----|-----------------------|------------|
| 1 | J.J. Watt (AZ) | 181 |
| 2 | Calais Campbell (Bal) | 163 |
| 3 | Von Miller (Buf) | 162 |
| 4 | Aaron Donald (LAR) | 156 |
| 5 | Cameron Jordan (NO) | 142 |

In the last 12 seasons (2011-22), a player has recorded at least 28 tackles for loss in a season five times. **Watt** accounts for three of those five seasons.

NFL Players w/ 28+ Tackles For Loss in a Season (2011-22)

| Rnk | Player (Year) | TFL |
|-----|-------------------------|-----------|
| 1 | J.J. Watt (2012) | 39 |
| 2t | J.J. Watt (2014) | 29 |
| 2t | J.J. Watt (2015) | 29 |
| 4t | Chandler Jones (2017) | 28 |
| 4t | Von Miller (2012) | 28 |

A CONSTANT SOURCE OF PRESSURE

Both by the season, and by the game, **Watt's** sacks have come in bunches. **He is the only active player in the NFL with at least three seasons of 17.0+ sacks.**

Active NFL Leaders – Seasons w/ 17+ Sacks


| Rnk | Player (Current Team) | 17+ | Years (Sacks) |
|-----|-----------------------|----------|--|
| 1 | J.J. Watt (AZ) | 3 | 2012 (20.5), 2014 (20.5), 2015 (17.5) |
| 2t | Chandler Jones (LV) | 2 | 2017 (17.0), 2019 (19.0) |
| 2t | Robert Quinn (Chi) | 2 | 2013 (19.0), 2021 (18.5) |
| 4t | T.J. Watt (Pit) | 1 | 2021 (22.5) |
| 4t | Shaquil Barrett (TB) | 1 | 2019 (19.5) |
| 4t | Aaron Donald (LAR) | 1 | 2018 (20.5) |
| 4t | Justin Houston (Bal) | 1 | 2014 (22.0) |
| 4t | Von Miller (Buf) | 1 | 2012 (18.5) |
| 4t | Aldon Smith (FA) | 1 | 2012 (19.5) |

Watt has 31 career multi-sack (1.5+) performances, the most among all active NFL defenders.

Active NFL Leaders – Games w/ Multiple Sacks (1.5+)

| Rnk | Player (Current Team) | Games |
|-----|-------------------------|-----------|
| 1 | J.J. Watt (AZ) | 31 |
| 2 | Von Miller (Buf) | 28 |
| 3 | Chandler Jones (LV) | 26 |
| 4t | Justin Houston (Bal) | 25 |
| 4t | Jason Pierre-Paul (Bal) | 25 |
| 4t | Cameron Jordan (NO) | 25 |

Watt has had at least 2.0 sacks in a game 26 times in his career. That total also leads all active NFL defenders.



Active NFL Leaders – Games w/ 2.0+ Sacks

| Rnk | Player (Current Team) | Games |
|-----|-------------------------|-----------|
| 1 | J.J. Watt (AZ) | 26 |
| 2t | Chandler Jones (LV) | 22 |
| 2t | Cameron Jordan (NO) | 22 |
| 2t | Von Miller (Buf) | 22 |
| 5 | Jason Pierre-Paul (Bal) | 21 |
| 6 | Justin Houston (Bal) | 20 |

Watt has six career games with 3.0+ sacks. Among active players, only Justin Houston (8) has more games with 3.0+ sacks than Watt (6).

Active NFL Leaders – Games w/ 3.0+ Sacks

| Rnk | Player (Current Team) | Games |
|-----|-----------------------|----------|
| 1 | Justin Houston (Bal) | 8 |
| 2t | J.J. Watt (AZ) | 6 |
| 2t | Robert Quinn (Chi) | 6 |
| 2t | Aaron Donald (LAR) | 6 |
| 2t | T.J. Watt (Pit) | 6 |

THE NFL STANDARD AT SAFETY

"The guy is a human eraser. He makes a ton of tackles, he brings energy, he brings juice, he's physical. He's our leader and our heart and soul on defense." – GM Steve Keim

S Budda Baker had another outstanding year in 2021 on his way to his fourth career Pro Bowl selection. The All-Pro totaled 98 tackles, 2.0 sacks, six tackles for loss, a career-high three INTs, three QB hits, seven passes defended and a forced fumble in the regular season.

SETTING THE STANDARD AT DEFENSIVE BACK

Over the last four seasons (2019-22), Baker leads all NFL DBs in total (408) and solo (284) tackles - and leads by a wide margin.

NFL Leaders – Total Tackles by a DB (2019-22)

| Rnk | Player (Team) | Tackles | Solo | GP |
|-----|---------------------------|------------|------------|-----------|
| 1 | S Budda Baker (AZ) | 408 | 284 | 54 |
| 2 | S Logan Ryan (TB) | 331 | 222 | 51 |
| 3t | S Jordan Poyer (Buf) | 329 | 229 | 52 |
| 3t | S Vonn Bell (Cin) | 328 | 219 | 51 |
| 5 | S Harrison Smith (Min) | 322 | 229 | 51 |



INTERCEPTIONS COMING AT A QUICKER PACE NOW

Baker finished the 2021 regular season with a career-high three INTs. Prior to 2021, his career high for INTs in a season was 2 in 2020.

After going without an INT in his first 50 career games, Baker has five in his last 34 games played.

Of Baker's five career INTs, three have come against division opponents (2 vs. San Francisco and 1 vs. Seattle).

THOMPSON'S BIG ASCENT IN 2021

S Jalen Thompson - selected in the fifth round of the 2019 NFL Supplemental Draft out of Washington State - had a Pro Bowl caliber season in 2021. **He established career highs in tackles (120), solo tackles (78), INTs (3), passes defended (7) and tackles for loss (3).**

He was one of just five players - and three defensive backs - in the NFL with 100+ tackles, 3+ INTs and 5+ passes defended during the regular season.

| Player (Team) | Tkl | INT | PD |
|------------------------------|------------|----------|----------|
| LB Foyesade Oluokun (Atl) | 192 | 3 | 6 |
| LB Darius Leonard (Ind) | 122 | 4 | 8 |
| S Jalen Thompson (AZ) | 120 | 3 | 7 |
| S Xavier Woods (Min) | 108 | 3 | 10 |
| CB Kenny Moore (Ind) | 102 | 4 | 13 |

Thompson's 120 tackles in 2021 were a team high and also marked the second-highest total in the NFL among defensive backs.

2021 NFL Leaders - Total Tackles (DBs)

| Rnk | Player (Team) | Tkl |
|-----|------------------------------|------------|
| 1 | S Minkah Fitzpatrick (Pit) | 124 |
| 2 | S Jalen Thompson (AZ) | 120 |
| 3 | S Derwin James (LAC) | 118 |
| 4 | CB Logan Ryan (NYG) | 117 |
| 5t | S Johnathan Abram (LV) | 114 |
| 5t | S Harrison Smith (Min) | 114 |



ARIZONA'S OWN INTERCEPTION LEADER

CB Byron Murphy Jr. - a native of Scottsdale and a product of Saguaro High School - was one of the Cardinals top defenders in 2021.

In 16 regular season games, he totaled 64 tackles, 4 INTs (one returned for a TD), 12 passes defended, a forced fumble and a fumble recovery.

Murphy's 4 INTs and 12 passes defended both set career-highs. He had one INT and 18 passes defended in his first two NFL seasons combined (31 games).

Murphy was one of just 11 players in the NFL with 12+ passes defended and 4+ INTs in 2021.

NFL Players with 4+ INTs and 12+ PD (2021)

| Player (Team) | PD | INT |
|------------------------------|-----------|----------|
| J.C. Jackson (NE) | 23 | 8 |
| Trevon Diggs (Dal) | 21 | 11 |
| James Bradberry (NYG) | 17 | 4 |
| Xavien Howard (Mia) | 16 | 5 |
| Jalen Ramsey (LAR) | 16 | 4 |
| Pat Surtain II (Den) | 14 | 4 |
| Kevin Byard (Ten) | 13 | 5 |
| Rasul Douglas (GB) | 13 | 5 |
| Kenny Moore (Ind) | 13 | 4 |
| Byron Murphy Jr. (AZ) | 12 | 4 |
| Justin Simmons (Den) | 12 | 5 |



GOLDEN GETS A SACK IN SEATTLE

LB Markus Golden recorded his first sack of the season when he took down Seahawks QB Geno Smith last week in Seattle.

Golden now has 45.5 sacks for his career, including 34.0 as a member of the Cardinals. He sits alone in 12th place on the franchise all-time sacks list, needing just 4.0 more to break into the top-10.

Golden has 10.0 in his last 17 games played during the regular season. He also has 9.0 sacks in his last 11 road games.

Franchise History – Sacks (Career)

| Rnk | Player (Years) | Sacks |
|-----|---------------------------------------|-------------|
| 1 | Chandler Jones (2016-21) | 71.5 |
| 2 | Freddie Joe Nunn (1985-93) | 66.5 |
| 3 | Calais Campbell (2008-16) | 56.5 |
| 4 | Simeon Rice (1996-2000) | 51.5 |
| 5 | Curtis Greer (1982-88) | 50.5 |
| 6 | Ken Harvey (1988-93) | 47.5 |
| 7 | Eric Swann (1991-99) | 45.5 |
| 8 | Darnell Dockett (2004-13) | 40.5 |
| 9 | Bertrand Berry (2004-09) | 40.0 |
| 10 | Al Baker (1983-86) | 37.5 |
| 11 | David Galloway (1982-89) | 36.0 |
| 12 | Markus Golden (2015-18; 20-22) | 34.0 |



GARDECK'S PRODUCTIVE START IN 2022

LB Dennis Gardeck is another defender making his presence felt this season.

The former rookie free agent has collected 12 tackles, a sack, an INT, three QB hits, a tackle for loss, a pass defended and a forced fumble through six games. In addition to his work on defense, Gardeck also leads the team with six tackles on special teams.

In Week 4 at Carolina, Gardeck recorded his first career INT and also posted his eighth career sack. He is one of just eight players in the NFL this season to have a sack and INT in the same game.

Players w/ Sack and Interception in a Game (2022)

| Player (Team) | Opponent | Sack | INT |
|-------------------------------|-------------------|------------|----------|
| LB Dennis Gardeck (AZ) | 10/2 @ Car | 1.0 | 1 |
| DL Jonathan Allen (Was) | 10/13 @ Chi | 1.0 | 1 |
| S Jalen Pitre (Hou) | 9/25 @ Chi | 1.0 | 2 |
| CB Decobie Durant (LAR) | 9/18 vs. Atl | 1.0 | 1 |
| DE Jerry Hughes (Hou) | 9/11 vs. Ind | 2.0 | 1 |
| DE Travon Walker (Jax) | 9/11 @ Was | 1.0 | 1 |
| LB T.J. Watt (Pit) | 9/11 @ Cin | 1.0 | 1 |
| DE Boogie Basham (Buf) | 9/8 @ LAR | 1.0 | 1 |



GARDECK AMONG UNDRAFTED SACK LEADERS

Gardeck recorded his eighth career sack in the Cardinals Week 4 win at Carolina. Among players who entered the NFL undrafted, Gardeck's 8.0 sacks are the second-most in Cardinals history.

Franchise History – Career Sacks by Undrafted Player

| Rnk | Player (Years) | Sacks |
|-----|------------------------------------|------------|
| 1 | LB Ronald McKinnon (1996-04) | 12.0 |
| 2 | LB Dennis Gardeck (2018-22) | 8.0 |
| 3 | LB Paris Lenon (2010-12) | 7.0 |
| 4 | DE Fred Wakefield (2001-06) | 6.5 |
| 5 | DE Olsen Pierre (2017-18) | 5.5 |

SIMMONS' BREAKOUT SEASON IN 2021

Following a standout season in 2021, third-year LB Isaiah Simmons - the Cardinals first round (8th overall) pick in the 2020 NFL Draft - is expected to make another big leap this season.

A rare athlete for his position, Simmons is one of the fastest players on the team - having run a 4.39 40-yard dash at the 2020 NFL Combine.

He will continue to be used all over the field in 2022, seeing action at LB, nickel and safety according to defensive coordinator Vance Joseph.

"He's a big man who can tackle, run and chase, he can blitz, he could play that edge," Joseph said at the start of training camp. "But also he's covered guys in the slot like CeeDee Lamb and those guys and he likes it. That's different from most linebackers."

In 2021 Simmons proved to be the versatile defensive weapon the Cardinals hoped he would be. **He finished the regular season with 103 tackles, 7 passes defended, an INT, 4 forced fumbles, 4 tackles for loss, 4 QB hits and 1.5 sacks.**

Simmons become the first Cardinals defender since Tim McDonald in 1988 to have 100+ tackles and 4+ forced fumbles in a season.

He also joined Colts All-Pro LB Darius Leonard as the only players in the NFL last season with 100+ tackles, 4+ forced fumbles and 7+ passes defended.



PRATER KICKS PAST 1,600 POINTS

After connecting on all four of his FG attempts in Week 3 vs. the Rams, K Matt Prater became just the 24th player in NFL history - and one of just three active players - with at least 1,600 career points.

Active NFL Leaders – Career Points

| Rnk | Player (Team) | Points |
|-----|-------------------------|--------------|
| 1 | Robbie Gould (SF) | 1,861 |
| 2 | Mason Crosby (GB) | 1,839 |
| 3 | Matt Prater (AZ) | 1,613 |
| 4 | Nick Folk (NE) | 1,434 |
| 5 | Justin Tucker (Bal) | 1,410 |

During his first season with the Cardinals, Prater accumulated 137 points (30 FG, 47 PAT) in 2021. That tied for the second-highest single-season total in franchise history.

Franchise Record – Points (Season)

| Rnk | Player (Year) | Points (Type) |
|-----|---------------------------|----------------------------|
| 1 | Neil Rackers (2005) | 140 (40 FG, 20 PAT) |
| 2t | Matt Prater (2021) | 137 (30 FG, 47 PAT) |
| 2t | Chandler Catanzaro (2015) | 137 (28 FG, 53 PAT) |
| 4t | Zane Gonzalez (2019) | 127 (31 FG, 34 PAT) |
| 4t | Jay Feely (2013) | 127 (30 FG, 37 PAT) |

The 2021 season marked Prater's 11th with 100+ points in his career. It was also his seventh consecutive season (2015-21) scoring 100+ points.



LEE STILL KICKING (WELL) IN SEASON #19

K Andy Lee is in his sixth season with the Cardinals - and his 19th season in the NFL - in 2022. Among all active players, only Tampa Bay QB Tom Brady (23rd NFL season in 2022) has played more seasons than Lee.

Active Players with Most Seasons Played (2022 Included)

| Rnk | Player (Team) | Seasons | 1 st Year |
|-----|------------------------|-----------|----------------------|
| 1 | QB Tom Brady (TB) | 23 | 2000 |
| 2t | P Andy Lee (AZ) | 19 | 2004 |
| 2t | OL Jason Peters (Dal) | 19 | 2004 |
| 4t | QB Aaron Rodgers (GB) | 18 | 2005 |
| 4t | K Robbie Gould (SF) | 18 | 2005 |

On August 11, Lee turned 40 years old. He joins Brady (45) and Jason Peters (40) as the only active NFL players currently playing in their 40s.

Lee finished in the top-10 in punting average in 15 of his first 18 NFL seasons.

That includes ranking 7th (2017), 1st (2018), 2nd (2019) and 3rd (2021) during his five seasons with the Cardinals.

Lee's 46.6-yard career punting average is tied for the ninth-best total in NFL history.

NFL History – Career Punting Average (Career)

| Rnk | Player (Seasons) | Avg. |
|-----|---------------------------|-------------|
| 1 | Shane Lechler (2000-17) | 47.6 |
| 2 | Michael Dickson (2018-)* | 47.5 |
| 3t | Cameron Johnston (2018-)* | 47.1 |
| 3t | Tress Way (2014-)* | 47.1 |
| 5 | Johnny Hekker (2012-)* | 46.8 |
| 6t | Marquette King (2013-18) | 46.7 |
| 6t | Brandon Fields (2007-15) | 46.7 |
| 6t | Logan Cooke (2018-)* | 46.7 |
| 9t | Andy Lee (2004-)* | 46.6 |
| 9t | Thomas Morstead (2009-)* | 46.6 |


*Active Player

His 462 career punts inside the 20-yard line rank fourth in NFL history.

NFL History – Punts Inside the 20 (Career)

| Rnk | Player (Seasons) | In20 |
|-----|---------------------------|------------|
| 1 | Jeff Feagles (1988-2009) | 554 |
| 2 | Dustin Colquitt (2005-21) | 483 |
| 3 | Shane Lechler (2000-17) | 469 |
| 4 | Andy Lee (2004-)* | 462 |
| 5 | Sam Koch (2006-21) | 453 |

*Active Player



ONE OF THE BEST EVER FROM LONG DISTANCE

Prater tied his career high and established a Cardinals single-season record with seven made FGs of 50+ yards in 2021.

Franchise Record – FGs of 50+ Yards (Season)

| Rnk | Player (Year) | 50+ |
|-----|---------------------------|----------|
| 1 | Matt Prater (2021) | 7 |
| 2 | Neil Rackers (2005) | 6 |
| 3 | Neil Rackers (2004) | 5 |
| 4t | Phil Dawson (2017) | 4 |
| 4t | Greg Davis (1993) | 4 |

Now in his 17th season, Prater is the NFL's all-time leader with 66 career FGs of 50+ yards.

NFL History – Field Goals Made of 50+ Yards

| Rnk | Player | Made | Att. | Pct. |
|-----|----------------------|-----------|-----------|-------------|
| 1 | Matt Prater | 66 | 89 | 74.2 |
| 2 | Sebastian Janikowski | 58 | 105 | 55.2 |
| 3 | Jason Hanson | 52 | 93 | 55.9 |
| 4 | Justin Tucker | 52 | 71 | 73.2 |
| 5 | Adam Vinatieri | 45 | 72 | 62.5 |

Prater has made 66-of-89 FG attempts from 50+ yards in his career. His 74.2% success rate is the second-best in NFL history.

NFL History – Field Goal Percentage From 50+ Yards

| Rnk | Player | Pct. | Made | Att. |
|-----|--------------------|-------------|-----------|-----------|
| 1 | Stephen Gostkowski | 74.4 | 32 | 43 |
| 2 | Matt Prater | 74.2 | 66 | 89 |
| 3 | Justin Tucker | 73.2 | 52 | 71 |
| 4 | Harrison Butker | 72.4 | 21 | 29 |
| 5 | Jeff Wilkins | 72.2 | 26 | 36 |

PRATER (REALLY) GOOD FROM 60+

In Week 2 vs. Minnesota last season - in just his second game with the Cardinals - Prater set a franchise record with a 62-yard FG.

Franchise Record – Longest Field Goal

| Rnk | Player | Dist | Opponent |
|-----|--------------------|-----------|------------------------------|
| 1 | Matt Prater | 62 | 9/19/21 vs. Minnesota |
| 2 | Jay Feely | 61 | 10/14/12 vs. Buffalo |
| 3 | Chandler Catanzaro | 60 | 9/25/16 at Buffalo |
| 4t | Zane Gonzalez | 57 | 9/13/20 at San Francisco |
| 4t | Phil Dawson | 57 | 11/26/17 vs. Jacksonville |

There have been just 14 made FGs of at least 62 yards. Prater - who owns the second-longest FG in NFL history (64 yards) - has two of those. He joins Brett Maher (3) as the only kickers in league history with multiple FGs of 62 yards or longer.

NFL History – Longest Made Field Goal

| Rnk | Player (Team) | Dist | Opponent |
|-----|----------------------------|-----------|------------------------------|
| 1 | Justin Tucker (Bal) | 66 | 9/26/21 at Detroit |
| 2 | Matt Prater (Den) | 64 | 12/8/13 vs. Tennessee |
| 3t | Brett Maher (Dal) | 63 | 10/20/19 vs. Philadelphia |
| 3t | Graham Gano (Car) | 63 | 10/7/18 vs. NY Giants |
| 3t | David Akers (SF) | 63 | 9/9/12 at Green Bay |
| 3t | Sebastian Janikowski (Oak) | 63 | 9/12/11 at Denver |
| 3t | Jason Elam (Den) | 63 | 10/25/98 vs. Jacksonville |
| 3t | Tom Dempsey (NO) | 63 | 11/8/70 vs. Detroit |
| 9t | Matt Prater (AZ) | 62 | 9/19/21 vs. Minnesota |
| 9t | Harrison Butker (KC) | 62 | 10/16/22 vs. Buffalo |
| 9t | Brett Maher (Dal) | 62 | 10/13/19 at N.Y. Jets |
| 9t | Brett Maher (Dal) | 62 | 12/9/18 vs. Philadelphia |
| 9t | Stephen Gostkowski (NE) | 62 | 11/19/17 at Oakland |
| 9t | Matt Bryant (TB) | 62 | 10/22/06 vs. Philadelphia |

Prater owns franchise records for the longest FG with Denver (64 yards), Arizona (62 yards) and Detroit (59 yards, twice).

LEE STILL AMONG THE NFL'S BEST

Lee's success has not diminished with age. He has been one of the NFL's top punters since joining the Cardinals in 2017. During that time (2017-22) Lee's 47.5-yard punting average is tied for the best in the NFL.

NFL Leaders – Punting Average (2017-22)

| Rnk | Player (Team) | Punts | Avg. |
|-----|------------------------|------------|-------------|
| 1t | Andy Lee (AZ) | 375 | 47.5 |
| 1t | Michael Dickson (Sea) | 316 | 47.5 |
| 3 | Tress Way (Was) | 409 | 47.4 |
| 4 | Brett Kern (FA) | 311 | 47.2 |
| 5 | Cameron Johnston (Hou) | 317 | 47.1 |

Lee's five full seasons in Arizona have resulted in the four highest single-season punting averages in franchise history. His 49.0-yard punting average in 2021 broke his own franchise record set in 2018 - when he led the NFL with a 48.6-yard average.

Franchise Record – Punting Average (Season)

| Rnk | Player (Season) | Avg. |
|-----|------------------------|-------------|
| 1 | Andy Lee (2021) | 49.0 |
| 2 | Andy Lee (2018) | 48.6 |
| 3 | Andy Lee (2019) | 47.8 |
| 4 | Andy Lee (2017) | 47.3 |
| 5 | Ben Graham (2009) | 47.0 |

It also marked the third-best average in the NFL last season.


NFL Leaders – Punting Avg. (2021)

| Rnk | Player (Team) | Gross |
|-----|----------------------|-------------|
| 1 | A.J. Cole (LV) | 50.0 |
| 2 | Jack Fox (Det) | 49.2 |
| 3 | Andy Lee (AZ) | 49.0 |
| 4t | Bryan Anger (Dal) | 48.4 |
| 4t | Tress Way (Was) | 48.4 |

A look at where Lee's punting averages have ranked in the NFL during his five full seasons with Arizona:

Lee NFL Rank for Punting Average (2017-21)

| Year | Avg. | NFL Rank |
|------|------|------------------|
| 2021 | 49.0 | 3 rd |
| 2020 | 44.8 | 22 nd |
| 2019 | 47.8 | 2 nd |
| 2018 | 48.6 | 1 st |
| 2017 | 47.3 | 7 th |





QUARTERBACKS

Colt McCoy – Has thrown for 7,195 yards and 33 TDs while completing 674-of-1,088 passes (61.9%) in 52 games (33 starts) for Cleveland (2010-12), San Francisco (2013), Washington (2014-19), Giants (2020) and Arizona (2021)

Trace McSorley – Baltimore's 2019 sixth-round pick (197th overall) out of Penn State, has appeared in four NFL games.

Kyler Murray – Won the 2018 Heisman Trophy, was selected 9th overall in the 2018 MLB Draft, 1st overall in the 2019 NFL Draft, earned 2019 AP NFL Offensive Rookie of the Year honors and selected to consecutive Pro Bowls in 2020-21.

RUNNING BACKS

Eno Benjamin – Has appeared in 15 games for Arizona after being selected by the Cardinals in the seventh round (222nd overall) of the 2020 NFL Draft out of Arizona State where he totaled 2,867 rushing yards and 27 TDs in 35 games (25 starts).

James Conner – Two-time Pro Bowler who signed with Arizona in 2021 after four seasons (2017-20) with Pittsburgh, where he played 50 games (33 starts). Was tied for second in the NFL in rushing TDs (15) and ranked third in total TDs (18) in his first season with the Cardinals.

Keaontay Ingram – Cardinals sixth-round pick (201st overall) in the 2022 NFL Draft out of USC. Rushed for 2,722 yards and 16 TDs on 495 carries in 42 games at Texas and USC.

Darrel Williams – Played in 51 games in four seasons (2018-21) with Kansas City as an undrafted free agent out of LSU, rushing for 912 yards and 10 TDs on 237 carries and adding 83 receptions for 762 yards and four TDs. Member of Chiefs team that won Super Bowl LIV. Signed with Arizona in the offseason.

TIGHT ENDS

Stephen Anderson – Entered the NFL as an undrafted free agent with the Texans and was signed by Arizona this summer after spending the last three seasons with the Chargers.

Zach Ertz – Ten-year NFL veteran, three-time Pro Bowler (2017-19) and first-team All-Pro (2018). Became 2nd-youngest TE to surpass 7,000 career receiving yards on October 2. Was acquired by the Cardinals in a Week 6 trade last season.

Trey McBride – Cardinals 2nd round pick (55th overall) in the 2022 NFL draft out of Colorado State. Winner of the 2021 John Mackey Award as nation's top tight end and named the Mountain West 2021-22 Male Athlete of the Year.

WIDE RECEIVERS

Robbie Anderson – Originally an undrafted rookie free agent, has played in 101 games (84 starts) with the Panthers (2020-22) and Jets (2016-19) and has 368 receptions for 4,880 yards and 29 TDs in his career.

Marquise Brown – Reunites with college teammate Kyler Murray. In their lone season starting together at Oklahoma in 2018, Brown hauled in 75 receptions for 1,318 yards and 10 TDs, leading the nation in 40+ (11), 50+ (7) and 60+ (4) plays. Was acquired by the Cardinals in a trade from Baltimore.

Greg Dortch – Originally signed with the Jets as an undrafted rookie free agent in 2019 and has appeared in 13 games (two starts) for the Panthers (2019) and Cardinals (2021-2022).

A.J. Green – Seven-time Pro Bowl selection (2011-17) and two-time second-team All-Pro honoree (2012-13). First receiver in NFL history to be named to the Pro Bowl in each of his first seven seasons.

DeAndre Hopkins – Five-time Pro Bowler (2015; 2017-20) and four-time All-Pro (2017-20) is 11 receptions away from becoming the second-youngest player in NFL history (Larry Fitzgerald) to reach 800 career receptions.

Rondale Moore – Selected by the Cardinals in the second-round (49th overall) of the 2021 NFL Draft out of Purdue. Last season finished sixth among NFL rookies with 973 all-purpose yards.

OFFENSIVE LINE

Kelvin Beachum – Selected by Pittsburgh in the seventh round (248th overall) of the 2012 NFL Draft and has started 136 of 141 games played with the Steelers (2012-15), Jaguars (2016), Jets (2017-19) and Cardinals (2020-22).

Max Garcia – Has played 98 games (52 starts) with Denver (2015-18) and Arizona (2019-2022). Was claimed off New York Giants practice squad on Sept. 10.

Sean Harlow – Atlanta's fourth round (136th overall) selection of the 2017 NFL Draft and has appeared in 21 games (eight starts) for the Falcons (2019) and Cardinals (2021-2022).

Will Hernandez – New York Giants 2018 second round (34th overall) draft choice, started 62 of the 68 games he has appeared in for the Giants and Cardinals. Signed with Arizona as a free agent in March 2022.

Rodney Hudson – A 12-year NFL veteran, three-time Pro Bowler (2016-17, '19) and 2019 second-team All-Pro selection was acquired by the Cardinals in a trade with the Las Vegas Raiders in March of 2021.

D.J. Humphries – Cardinals first-round pick (24th overall) in the 2015 NFL Draft out of Florida, has started all 81 NFL games played, including all 71 at LT since 2019.

Josh Jones – Arizona's 2020 third-round pick (72nd overall) out of Houston where he started all 45 games he played at LT in four seasons (2016-19) for the Cougars. Has played 34 games (12 starts) for the Cardinals during his first three NFL seasons.

Billy Price – Cincinnati's first-round pick (21st overall) in the 2018 NFL Draft out of Ohio State, started 34 of 59 games with the Bengals and Giants during his first four seasons.

Justin Pugh – Has started 119-of-120 games played with the Giants (2013-17) and Cardinals (2018-22) since entering the league as a first-round pick (19th overall) in the 2013 NFL Draft. His 116 starts have come at left guard (73), right tackle (38), right guard (7) and left tackle (1).

Lecitus Smith – Arizona's second pick in the sixth-round (215th overall) of the 2022 NFL Draft out of Virginia Tech, where he appeared in 45 games at guard and left tackle. Was originally recruited to play tight end.



SPECIALISTS

Aaron Brewer – Entered the league with the Broncos as a rookie free agent and has played 152 regular season and eight playoff games with Denver (2012-15) and Arizona (2016-22).

Andy Lee – The four-time All-Pro joined Arizona in 2017 after playing for the 49ers (2004-14), Browns (2015) and Panthers (2016). Ranks third in NFL history in career punting yards (66,327).

Matt Prater – Two-time Pro Bowler (2013, '16) and NFL record-holder for FGs of 50+ yards (66). Joined Arizona in 2021 after 14 seasons with the Lions, Broncos and Falcons.

DEFENSIVE LINE

Zach Allen – Cardinals third-round pick (65th overall) in the 2019 NFL Draft out of Boston College. Posted a career-year in 2021 with 48 tackles, 4.0 sacks, 14 QB hits and tied for the NFL lead with three fumble recoveries.

Michael Dogbe – Selected by Arizona with its second pick in the seventh round (249th overall) of the 2019 NFL Draft out of Temple. Has appeared in 33 games (three starts) in his NFL career.

Leki Fotu – Cardinals first pick in the fourth round (114th overall) of the 2020 NFL Draft. Has appeared in 34 games (four starts) for the Cardinals during his first three NFL seasons. Family hails from the island of Tonga.

Rashard Lawrence – Arizona's second pick in the fourth-round (131st overall) of the 2020 NFL Draft out of LSU, where he was a three-time team captain including for LSU's 2019 National Championship team.

Jonathan Ledbetter – Originally signed with Miami as an undrafted free agent in 2019, has played in five NFL games with the Dolphins and Cardinals.

J.J. Watt – Five-time first-team All-Pro, five-time Pro Bowl selection, three-time NFL Defensive Player of the Year and 2017 Walter Payton NFL Man of the Year. Signed a two-year contract with Arizona in 2021 after 10 years in Houston.

LINEBACKERS

Zaven Collins – Selected by the Cardinals in the first round (16th overall) of the 2021 NFL Draft out of Tulsa where he received the Bronko Nagurski Trophy, the Chuck Bednarik Award and the Lombardi Award.

Victor Dimukeje – Selected by Arizona with their first pick of the sixth round (210th overall) of the 2021 NFL Draft out of Duke. Earned All-ACC honors as a junior and senior and named a semifinalist for the 2020 Lott IMPACT Trophy.

Dennis Gardeck – Named a Pro Bowl alternate on special teams in 2019 and selected as a team captain each of the last three seasons (2020-22). Signed by Arizona as a rookie free agent out of Sioux Falls in 2018 and has played 64 games in five seasons.

Markus Golden – Arizona's 2015 second-round pick (58th overall) out of Missouri has appeared in 100 games for the Cardinals (2015-18; 2020-22) and Giants (2019-20). Led the Arizona defense with 11.0 total sacks during the 2021 season.

Jesse Luketa – Selected by the Cardinals in the seventh round (256th overall) of the 2022 NFL Draft out of Penn State. A native of Ottawa, Ontario, played four seasons (2018-21) at Penn State and appeared in 46 games.

Ben Niemann – Undrafted free agent out of Iowa, signed with Kansas City in 2018 and appeared in 68 games with the Chiefs (2018-21) and Cardinals (2022) and was a member of the Super Bowl LIV championship team.

Myjai Sanders – Selected by Arizona with its second pick in the third round (100th overall) of the 2022 NFL Draft out of Cincinnati. Finished 2021 leading the AAC with 62 total QB pressures and was a two-time first-team AAC selection (2020-21).

Isaiah Simmons – Named to the 2020 PFWA All-Rookie team after being selected eighth by the Cardinals out of Clemson. One of two NFL players with 100+ tackles, 4+ forced fumbles and 7+ passes defended last season.

Cameron Thomas – Arizona's first pick in the third-round (87th overall) of the 2022 NFL Draft out of San Diego State. Last season he led the conference with 11.5 sacks, 21 QB hurries and tied the conference record with 20.5 tackles for loss.

Ezekiel Turner – Signed with Arizona as an undrafted rookie free agent out of Washington in 2018. Has blocked two punts and has 45 special teams tackles in 52 career games.

Tanner Vallejo – Buffalo's 2017 sixth-round (195th overall) pick out of Boise State has played 71 games with Buffalo (2017), Cleveland (2018), Washington (2019) and Arizona (2019-22).

DEFENSIVE BACKS

Budda Baker – Arizona's 2017 second-round pick (36th overall) out of Washington is a four-time Pro Bowler (2017, '19-21), three-time team captain (2020-22) and a 2020 first-team All-Pro honors.

Antonio Hamilton – Seven-year NFL veteran has appeared in 75 games (4 starts) with the Raiders (2016-17), Giants (2018-19), Chiefs (2020) and Cardinals (2021-22).

Christian Matthew – Arizona's first pick in the seventh-round (244th overall) of the 2022 NFL Draft out of Valdosta State becoming the sixth player to be drafted in school history.

Trayvon Mullen Jr. – Las Vegas' second round (40th overall) selection of the 2019 NFL Draft and has appeared in 39 games (31 starts) since entering the NFL. Was teammates with Isaiah Simmons at Clemson.

Byron Murphy Jr. – Scottsdale native and Arizona's 2019 second-round pick (33rd overall) out of Washington. Has recorded 215 tackles, five INTs and 32 passes defended in 53 games (45 starts) during his first four NFL seasons.

Jalen Thompson – Selected by Arizona in the fifth-round of the 2019 NFL Supplemental Draft out of Washington State. Signed a three-year contract extension in September 2022.

Marco Wilson – Selected by Arizona in the fourth-round (136th overall) of the 2021 NFL Draft out of Florida. Has started 19 of 20 games played so far in his NFL career.

CARDINALS GAME SUMMARIES



WEEK 1

Kansas City Chiefs 44, Arizona Cardinals 21
63,697 ■ **State Farm Stadium** ■ **Sep 11, 2022**



| | | | | | | |
|---------------------------------|-----------|----------|-----------|-----------|----------|-----------|
| Kansas City Chiefs | 14 | 9 | 14 | 7 | — | 44 |
| Arizona Cardinals | 0 | 7 | 0 | 14 | — | 21 |

The Cardinals opened the 2022 regular season against the Kansas City Chiefs at State Farm Stadium. The contest reunited AZ head coach Kliff Kingsbury with KC quarterback Patrick Mahomes, whom he recruited to Texas Tech and coached for three seasons there. On this particular afternoon, it was the pupil who led his team to victory with an impressive passing effort. The 2018 league MVP threw for 360 yards and 5 touchdowns with no INTs in steering the Chiefs to a 44-21 win. Kansas City jumped out early with TDs on their first three drives and never looked back. Playing without several regular starters – including DE JJ Watt, WR DeAndre Hopkins, G Justin Pugh – the Cards battled and late in the first half had opportunities to make it a one score game but could not take advantage of them. The victory gave the Chiefs their eight consecutive season with a week 1 win while the Cardinals fell in the regular season opener for the first time in four seasons under Kingsbury and QB Kyle Murray.

Kansas City received the opening kickoff and proceeded to move 75 yards in 11 plays as Mahomes capped the drive with a 9-yard TD pass to TE Travis Kelce. The next Chiefs drive was equally effective, covering 86 yards in 7 plays. It ended on a Mahomes shovel pass to RB Clyde Edwards-Helaire for a 3-yard score that made it 14-0 late in the opening quarter. The Cards desperately needed a scoring drive and Murray delivered. He completed 4 of 5 pass attempts on the ensuing series, the biggest of which was a 24-yarder to WR Greg Dortch that moved it to the KC35. Shortly thereafter, Kyle scampered 21 yards up the middle to the 2, setting up James Conner's TD run that cut the lead in half at 14-7 two minutes into the second quarter. The next drive saw the Chiefs move 71 yards in 10 plays before facing a 4th-n-2 at the 4; KC went for it and Edwards-Helaire's 4-yard completion from Mahomes made it 20-7 after the PAT failed. With 1:05 to go in the half, the Chiefs continued to lead by 13 and took over at their own 20. On the first play from scrimmage, Mahomes connected with WR Juju Smith-Schuster before LB Dennis Gardeck forced a fumble that CB Byron Murphy recovered at the KC43 with :58 left. AZ soon faced a 4th-n-2 at the 34 but turned it over on downs when Murray's pass attempt was incomplete. The Chiefs quickly moved into position for a 54-yard FG try from Harrison Butker, who returned to action after exiting the game via cart in the first quarter. The kick was good and Kansas City took a 23-7 lead into the halftime locker room.

Kansas City's opening possession of the second half also resulted in a TD, this one a 1-yard pass from Mahomes to TE Jody Fortson. The Chiefs increased their lead to 37-7 late in the third on Mahomes' fifth TD pass of the day, this one a 2-yarder to WR Mecole Hardman. Early in the fourth, Murray's 2-yard TD pass to new Cardinals WR – and Murray's former Oklahoma teammate – Marquise Brown was followed by a successful two-point toss to TE Zach Ertz that made it 37-15. After a TD run by Chiefs RB Isiah Pacheco capped the next KC possession, Ertz's 6-yard TD catch from Murray provided the game's final score with 5:11 remaining.

SCORING DRIVES

| TEAM | QTR | TIME | SCORING PLAY | KC | ARI |
|-----------|-----|-------|---|----|-----|
| Chiefs | 1 | 09:37 | T.Kelce 9 yd. pass from P.Mahomes (H.Butker kick) (11-75, 5:23) | 7 | 0 |
| Chiefs | 1 | 03:20 | C.Edwards-Helaire 3 yd. pass from P.Mahomes (J.Reid kick) (7-86, 4:23) | 14 | 0 |
| Cardinals | 2 | 13:05 | J.Conner 2 yd. run (M.Prater kick) (11-75, 5:15) | 14 | 7 |
| Chiefs | 2 | 07:32 | C.Edwards-Helaire 4 yd. pass from P.Mahomes (kick failed, wr) (11-75, 5:33) | 20 | 7 |
| Chiefs | 2 | 00:02 | H.Butker 54 yd. Field Goal (6-30, 0:33) | 23 | 7 |
| Chiefs | 3 | 09:55 | J.Fortson 1 yd. pass from P.Mahomes (H.Butker kick) (4-75, 2:12) | 30 | 7 |
| Chiefs | 3 | 03:56 | M.Hardman 2 yd. pass from P.Mahomes (H.Butker kick) (8-66, 4:53) | 37 | 7 |
| Cardinals | 4 | 12:52 | M.Brown 6 yd. pass from K.Murray (K.Murray-Z.Ertz pass) (14-75, 6:04) | 37 | 15 |
| Chiefs | 4 | 07:39 | I.Pacheco 3 yd. run (H.Butker kick) (9-66, 5:13) | 44 | 15 |
| Cardinals | 4 | 05:11 | Z.Ertz 6 yd. pass from K.Murray (pass failed) (6-48, 2:28) | 44 | 21 |

Team Statistics

| | Chiefs | Cardinals |
|------------------------------|----------|-----------|
| First Downs | 33 | 18 |
| 3rd-Down Eff. (Made/Att/Pct) | 5/8/63% | 3/12/25% |
| 4th-Down Eff. (Made/Att/Pct) | 1/1/100% | 3/4/75% |
| Total Net Yards | 488 | 282 |
| Total Plays | 66 | 63 |
| Yards Per Play | 7.4 | 4.5 |
| Rushes/Net Yards | 27/128 | 22/103 |
| Net Passing | 360 | 179 |
| Pass Attempts/Completions | 39/30 | 38/24 |
| Had Intercepted | 0 | 0 |
| Sacked/Yards Lost | 0/0 | 3/26 |
| Punts/Average | 2/54.0 | 5/51.0 |
| Penalties/Yards | 3/25 | 5/49 |
| Fumbles/Lost | 5/1 | 3/0 |
| Possession Time | 34:42 | 25:18 |

KANSAS CITY CHIEFS

| PASSING | ATT | CP | YDS | SK/YD | TD | LG | INT | RTG |
|-----------------|-----------|-----------|------------|------------|----------|-----------|----------|--------------|
| Patrick Mahomes | 39 | 30 | 360 | 0/0 | 5 | 35 | 0 | 144.2 |
| TOTAL | 39 | 30 | 360 | 0/0 | 5 | 35 | 0 | 144.2 |

| RUSHING | ATT | YDS | AVG | LG | TD |
|--------------------------|-----------|------------|------------|-----------|----------|
| Isiah Pacheco | 12 | 62 | 5.2 | 22 | 1 |
| Clyde Edwards-Helaire | 7 | 42 | 6.0 | 18 | 0 |
| Jerick McKinnon | 4 | 22 | 5.5 | 18 | 0 |
| Patrick Mahomes | 3 | 5 | 1.7 | 4 | 0 |
| Marquez Valdes-Scantling | 1 | -3 | -3.0 | -3 | 0 |
| TOTAL | 27 | 128 | 4.7 | 22 | 1 |

| RECEIVING | NO | YDS | AVG | LG | TD |
|--------------------------|-----------|------------|-------------|-----------|----------|
| Travis Kelce | 8 | 121 | 15.1 | 35 | 1 |
| JuJu Smith-Schuster | 6 | 79 | 13.2 | 20 | 0 |
| Marquez Valdes-Scantling | 4 | 44 | 11.0 | 17 | 0 |
| Clyde Edwards-Helaire | 3 | 32 | 10.7 | 25 | 2 |
| Jerick McKinnon | 3 | 27 | 9.0 | 18 | 0 |
| Mecole Hardman | 3 | 16 | 5.3 | 8 | 1 |
| Sky Moore | 1 | 30 | 30.0 | 30 | 0 |
| Noah Gray | 1 | 10 | 10.0 | 10 | 0 |
| Jody Fortson | 1 | 1 | 1.0 | 1t | 1 |
| TOTAL | 30 | 360 | 12.0 | 35 | 5 |

| TOP DEFENSE | TOT | SOLO | AST | SCK | YDS | INT |
|----------------|-----|------|-----|-----|-----|-----|
| Nick Bolton | 10 | 8 | 2 | 0.0 | 0.0 | 0 |
| L'Jarius Sneed | 8 | 8 | 0 | 1.0 | 7.0 | 0 |
| Rashad Fenton | 5 | 4 | 1 | 0.0 | 0.0 | 0 |

| FIELD GOALS | FGM/FGA | PERCENT | RESULTS |
|-----------------|------------|--------------|---------|
| Harrison Butker | 1-1 | 100.0 | 54G |
| TOTAL | 1-1 | 100.0 | |

ARIZONA CARDINALS

| PASSING | ATT | CP | YDS | SK/YD | TD | LG | INT | RTG |
|----------------|-----------|-----------|------------|-------------|----------|-----------|----------|-------------|
| Kyler Murray | 34 | 22 | 193 | 2/18 | 2 | 26 | 0 | 99.3 |
| Trace McSorley | 4 | 2 | 12 | 1/8 | 0 | 10 | 0 | 56.2 |
| TOTAL | 38 | 24 | 205 | 3/26 | 2 | 26 | 0 | 94.7 |

| RUSHING | ATT | YDS | AVG | LG | TD |
|----------------|-----------|------------|------------|-----------|----------|
| Kyler Murray | 5 | 29 | 5.8 | 21 | 0 |
| Eno Benjamin | 4 | 28 | 7.0 | 16 | 0 |
| James Conner | 10 | 26 | 2.6 | 8 | 1 |
| Trace McSorley | 3 | 20 | 6.7 | 14 | 0 |
| TOTAL | 22 | 103 | 4.7 | 21 | 1 |

| RECEIVING | NO | YDS | AVG | LG | TD |
|----------------|-----------|------------|------------|-----------|----------|
| Greg Dortch | 7 | 63 | 9.0 | 24 | 0 |
| James Conner | 5 | 29 | 5.8 | 11 | 0 |
| Marquise Brown | 4 | 43 | 10.8 | 26 | 1 |
| Eno Benjamin | 3 | 33 | 11.0 | 22 | 0 |
| Zach Ertz | 2 | 14 | 7.0 | 8 | 1 |
| A.J. Green | 2 | 13 | 6.5 | 8 | 0 |
| Andy Isabella | 1 | 10 | 10.0 | 10 | 0 |
| TOTAL | 24 | 205 | 8.5 | 26 | 2 |

| TOP DEFENSE | TOT | SOLO | AST | SCK | YDS | INT |
|----------------|-----|------|-----|-----|-----|-----|
| Budda Baker | 13 | 7 | 6 | 0.0 | 0.0 | 0 |
| Jalen Thompson | 9 | 9 | 0 | 0.0 | 0.0 | 0 |
| Zaven Collins | 7 | 4 | 3 | 0.0 | 0.0 | 0 |

| FIELD GOALS | FGM/FGA | PERCENT | RESULTS |
|-------------|----------------|---------|---------|
| | No Field Goals | | |

CARDINALS GAME SUMMARIES



WEEK 2

Arizona Cardinals 29, Las Vegas Raiders 23 (OT)
61,707 Allegiant Stadium Sep 18, 2022



| | | | | | | | |
|-------------------|---|----|---|----|---|---|----|
| Arizona Cardinals | 0 | 0 | 7 | 16 | 6 | — | 29 |
| Las Vegas Raiders | 7 | 13 | 3 | 0 | 0 | — | 23 |

The Cardinals made their first-ever appearance at Allegiant Field for a week 2 showdown with the Raiders and it was one for the ages. Vegas jumped out to a 20-0 halftime lead and led 23-7 after 3 quarters. But the gritty Cardinals battled back. And QB Kyler Murray engineered one of the greatest and most improbable comebacks in franchise history. Arizona would score the game's final 22 points, send the contest to overtime with a TD and 2-point conversion as regulation expired, and win it in the extra period with the longest OT return of a fumble in NFL history. It was the franchise's biggest comeback since 1999 and 5th largest ever; it was also the greatest comeback ever against the Raiders.

While the game ended in thrilling fashion for Arizona, its beginning was inauspicious. The Raiders took the opening kickoff, moved 75 yards in 15 plays and Derek Carr's 1-yard TD pass to WR Davante Adams made it 7-0. The next Vegas drive reached the AZ12 in 8 plays before Daniel Carlson's 32-yard FG made it 10-0. The Raiders increased it to 17-0 on their next possession when Carr capped a 7-play, 59-yard drive with his 3-yard scoring pass to TE Darren Waller. With just over 2 minutes to go in the first half, the Cards faced a 3rd-n-2 at the LV42 when Murray's pass attempt to Hollywood Brown was intercepted by CB Amik Robertson. The return set Vegas up at its own 27 with 1:51 to go. That was enough time to move into position for a 55-yard Carlson FG as the half expired that made it 20-0 at intermission. In their history, the Cardinals were 0-88-1 in games they trailed by 20+ points at halftime.

The AZ comeback began on its 2nd offensive series of the 3rd quarter. Murray completed 5 of 7 passes for 66 yards and ended the 79-yard drive with a scoring pass to WR Greg Dortch, a 5-yarder that was his first NFL TD catch. A 47-yard pass interference penalty on the ensuing Vegas possession led to a 25-yard Carlson FG that made it 23-7 late in the 3rd quarter. Two minutes into the 4th, the Cards trailed by 16 but were at the LV11 when they went for it on 4th-n-1. It ended there, though, as Murray's pass was just beyond the reach of TE Zach Ertz. However, 3 straight incompletions led to a punt and more importantly took just 9 seconds off the clock. An 18-yard Dortch punt return set AZ up at its own 46 with 12:07 to play. Murray marched the Cards to the LV25 where they faced a 4th-n-4 midway thru the 4th and down 16. They went for it and converted when Brown made a spectacular 1-handed grab at the 1. A play later, RB Darrel Williams punched it in and the Cards went for 2. What happened on that try was unforgettable and vintage Murray; the QB kept the pass play alive for 20 seconds, snaking around in the backfield for almost 85 total yards before finally outracing the defense to the pylon for a successful conversion. After another Vegas punt, the Cards took over at their own 27, down 8 with 4:43 to play. Needing to cover 73 yards and another 2-point conversion to force OT, AZ soon faced a 4th-n-1 at the LV43. A Murray scramble picked it up. With :30 left it was 4th-n-4 at the 6 when a defensive holding foul kept the drive going. It set up a 1st-n-goal at the 3 but after 3 incompletions it was 4th-n-goal from there with time for one more shot. Murray again delivered, scrambling to his left and into the end zone to cap the incredible 18-play drive. AZ still needed a 2-point conversion to send the game to OT and a delay penalty pushed the try back to the 7. It didn't matter. Murray fired a dart to WR AJ Green in the back of the end zone and the game was tied.

AZ won the OT coin toss and advanced to the LV37. They went for it on 4th-n-1 from there but Brown could not hold onto a Murray pass down the left side and the Raiders took over. On the edge of FG range, they faced 2nd-n-10 at the AZ39 when Carr hit WR Hunter Renfrow with a short pass but LB Isaiah Simmons dislodged the ball with a devastating hit. CB Byron Murphy scooped the loose ball and returned it 59 yards down the sideline to clinch the amazing comeback victory.

SCORING DRIVES

| TEAM | QTR | TIME | SCORING PLAY | ARI | LV |
|-----------|-----|-------|---|-----|----|
| Raiders | 1 | 05:22 | D.Adams 1 yd. pass from D.Carr (D.Carlson kick) (15-75, 9:38) | 0 | 7 |
| Raiders | 2 | 11:40 | D.Carlson 32 yd. Field Goal (9-66, 4:41) | 0 | 10 |
| Raiders | 2 | 07:00 | D.Waller 3 yd. pass from D.Carr (D.Carlson kick) (7-59, 2:02) | 0 | 17 |
| Raiders | 2 | 00:00 | D.Carlson 55 yd. Field Goal (9-36, 1:51) | 0 | 20 |
| Cardinals | 3 | 06:03 | G.Dortch 5 yd. pass from K.Murray (M.Prater kick) (11-79, 5:27) | 7 | 20 |
| Raiders | 3 | 01:38 | D.Carlson 25 yd. Field Goal (8-68, 4:25) | 7 | 23 |
| Cardinals | 4 | 08:13 | D.Williams 1 yd. run (K.Murray run) (9-54, 3:54) | 15 | 23 |
| Cardinals | 4 | 00:00 | K.Murray 3 yd. run (18-73, 4:43) | 21 | 23 |
| Cardinals | OT | 03:51 | B.Murphy 59 yd. fumble return | 29 | 23 |

Team Statistics

| | Cardinals | Raiders |
|------------------------------|-----------|----------|
| First Downs | 28 | 20 |
| 3rd-Down Eff. (Made/Att/Pct) | 3/13/23% | 6/11/55% |
| 4th-Down Eff. (Made/Att/Pct) | 3/5/60% | 0/0/0% |
| Total Net Yards | 413 | 324 |
| Total Plays | 78 | 61 |
| Yards Per Play | 5.3 | 5.3 |
| Rushes/Net Yards | 28/143 | 21/80 |
| Net Passing | 270 | 244 |
| Pass Attempts/Completions | 49/31 | 39/25 |
| Had Intercepted | 1 | 0 |
| Sacked/Yards Lost | 1/7 | 1/8 |
| Punts/Average | 3/45.3 | 3/53.7 |
| Penalties/Yards | 12/120 | 10/68 |
| Fumbles/Lost | 0/0 | 2/1 |
| Possession Time | 36:22 | 29:47 |

ARIZONA CARDINALS

| PASSING | ATT | CP | YDS | SK/YD | TD | LG | INT | RTG |
|--------------|-----------|-----------|------------|------------|----------|-----------|----------|-------------|
| Kyler Murray | 49 | 31 | 277 | 1/7 | 1 | 29 | 1 | 76.7 |
| TOTAL | 49 | 31 | 277 | 1/7 | 1 | 29 | 1 | 76.7 |

| RUSHING | ATT | YDS | AVG | LG | TD |
|-----------------|-----------|------------|------------|-----------|----------|
| Darrel Williams | 8 | 59 | 7.4 | 30 | 1 |
| Eno Benjamin | 8 | 31 | 3.9 | 7 | 0 |
| Kyler Murray | 5 | 28 | 5.6 | 10 | 1 |
| James Conner | 7 | 25 | 3.6 | 6 | 0 |
| TOTAL | 28 | 143 | 5.1 | 30 | 2 |

| RECEIVING | NO | YDS | AVG | LG | TD |
|------------------|-----------|------------|------------|-----------|----------|
| Zach Ertz | 8 | 75 | 9.4 | 16 | 0 |
| Marquise Brown | 6 | 68 | 11.3 | 24 | 0 |
| Greg Dortch | 4 | 55 | 13.8 | 29 | 1 |
| Eno Benjamin | 3 | 20 | 6.7 | 9 | 0 |
| A.J. Green | 3 | 16 | 5.3 | 10 | 0 |
| James Conner | 2 | 26 | 13.0 | 21 | 0 |
| Andre Baccellia | 2 | 12 | 6.0 | 11 | 0 |
| Darrel Williams | 2 | 3 | 1.5 | 2 | 0 |
| Stephen Anderson | 1 | 2 | 2.0 | 2 | 0 |
| TOTAL | 31 | 277 | 8.9 | 29 | 1 |

| TOP DEFENSE | TOT | SOLO | AST | SCK | YDS | INT |
|----------------|-----|------|-----|-----|-----|-----|
| Jalen Thompson | 10 | 7 | 3 | 0.0 | 0.0 | 0 |
| Zaven Collins | 8 | 5 | 3 | 0.0 | 0.0 | 0 |
| Budda Baker | 6 | 5 | 1 | 0.0 | 0.0 | 0 |

| FIELD GOALS | FGM/FGA | PERCENT | RESULTS |
|-------------|----------------|---------|---------|
| | No Field Goals | | |

LAS VEGAS RAIDERS

| PASSING | ATT | CP | YDS | SK/YD | TD | LG | INT | RTG |
|--------------|-----------|-----------|------------|------------|----------|-----------|----------|-------------|
| Derek Carr | 39 | 25 | 252 | 1/8 | 2 | 23 | 0 | 99.5 |
| TOTAL | 39 | 25 | 252 | 1/8 | 2 | 23 | 0 | 99.5 |

| RUSHING | ATT | YDS | AVG | LG | TD |
|--------------|-----------|-----------|------------|-----------|----------|
| Josh Jacobs | 19 | 69 | 3.6 | 13 | 0 |
| Derek Carr | 1 | 9 | 9.0 | 9 | 0 |
| Zamir White | 1 | 2 | 2.0 | 2 | 0 |
| TOTAL | 21 | 80 | 3.8 | 13 | 0 |

| RECEIVING | NO | YDS | AVG | LG | TD |
|----------------|-----------|------------|-------------|-----------|----------|
| Hunter Renfrow | 7 | 59 | 8.4 | 20 | 0 |
| Darren Waller | 6 | 50 | 8.3 | 19 | 1 |
| Mack Hollins | 5 | 66 | 13.2 | 23 | 0 |
| Foster Moreau | 3 | 30 | 10.0 | 19 | 0 |
| Davante Adams | 2 | 12 | 6.0 | 11 | 1 |
| Ameer Abdullah | 1 | 23 | 23.0 | 23 | 0 |
| Josh Jacobs | 1 | 12 | 12.0 | 12 | 0 |
| TOTAL | 25 | 252 | 10.1 | 23 | 2 |

| TOP DEFENSE | TOT | SOLO | AST | SCK | YDS | INT |
|---------------|-----|------|-----|-----|-----|-----|
| Divine Deablo | 16 | 6 | 10 | 0.0 | 0.0 | 0 |
| Jayon Brown | 12 | 8 | 4 | 0.0 | 0.0 | 0 |
| Nate Hobbs | 11 | 9 | 2 | 0.0 | 0.0 | 0 |

| FIELD GOALS | FGM/FGA | PERCENT | RESULTS |
|----------------|------------|--------------|---------------|
| Daniel Carlson | 3-3 | 100.0 | 32G, 55G, 25G |
| TOTAL | 3-3 | 100.0 | |

CARDINALS GAME SUMMARIES



WEEK 3

Los Angeles Rams 20, Arizona Cardinals 12
63,243 ■ State Farm Stadium ■ Sep 25, 2022



| | | | | | | |
|-------------------------|----|---|---|---|---|----|
| Los Angeles Rams | 10 | 3 | 7 | 0 | — | 20 |
| Arizona Cardinals | 0 | 6 | 3 | 3 | — | 12 |

In a match-up of 1-1 teams, the defending Super Bowl champion Rams came to State Farm Stadium and jumped out to an early 13-0 lead, thanks to a pair of field goals and a TD. The Cardinals would respond with the game's next three scores. They were lengthy drives of 19, 17 and 16 plays that produced FGs rather than TDs but it still got AZ to within 4 points late in the third quarter. However, LA's second TD of the day made it 20-9 and the Cards would only be able to close to within 8 before running out of time. QB Kyler Murray set career highs in completions (37) and attempts (58) and his favorite target was Marquise Brown. The WR racked up 140 yards on a career-best 14 receptions, a total that tied the 2nd most in franchise history.

The Rams forced a punt on the Cardinals' game opening drive and LA's Michael Hoecht got a hand on it to set the visitors up at the AZ35. Arizona's defense rose to the challenge and limited the Rams to a 22-yard Matt Gay FG that made it 3-0. Following a 3-n-out from the AZ offense, the Rams took over their own 42. Six plays later they had it at the AZ20 when WR Cooper Kupp went in motion, took a handoff from QB Matthew Stafford and raced around the left end for 20 yards and a TD that made it 10-0. Gay's 40-yard FG capped LA's next drive and put the Rams up 13-0 early in the 2nd quarter. With 11:21 left in the half, AZ took over at its own 30 and down 13-0. The Cards would move 65 yards in 19 plays, converting a pair of 4th downs on a much-needed drive. It would reach the 5 but no further and Matt Prater's 23-yard FG made it 13-3 with 1:51 before halftime. After forcing another 3-n-out by the LA offense, the Cards took over at their own 28 with :48 left in the first half. Murray moved them 47 yards, the biggest chunk of which came on a 30-yard completion to WR Greg Dortch on the last play before Prater's 45-yard FG made it 13-65 at intermission.

Arizona opened the 2nd half by forcing a 3-n-out that included a JJ Watt sack of Stafford. The Cards offense then took over at its own 11 and soon faced a 4th-n-1 at the 20; they went for it and RB James Conner converted. The drive would reach the LA31 and Prater's 3rd straight FG – this one from 49 – made it a 4-point game with 5:10 to go in the 3rd quarter. On the ensuing LA possession, the Rams soon faced a 3rd-n-11 from their own 24 when Stafford escaped a sack from LB Zaven Collins and hit Cupp for 11 and the first down. A screen to TE Tyler Higbee picked up 26 yards and Cam Akers' 14-yard TD run ended the drive to put LA up 20-9 with 16 minutes to play. With 11:30 remaining, the Cards had reached the LA26 where they went for it on 4th-n-4 but Murray's pass attempt to Brown was batted away. Up 11 with 7 minutes to go, the Rams advanced to AZ1 and poised to put the game away; however, S Budda Baker forced an Akers fumble that Jalen Thompson recovered to keep it a 2-possession game. Murray would move AZ to the LA13 in 16 plays – the longest of which was 14 yards – and Prater's 31-yard FG with 1:07 pulled the Cards to within 8. They would need an onside kick recovery to keep their hopes alive but the Rams dashed them by successfully corraling the kick.

SCORING DRIVES

| TEAM | QTR | TIME | SCORING PLAY | LAR | ARI |
|-----------|-----|-------|--|-----|-----|
| Rams | 1 | 09:45 | M.Gay 22 yd. Field Goal (8-31, 3:49) | 3 | 0 |
| Rams | 1 | 04:00 | C.Kupp 20 yd. run (M.Gay kick) (7-58, 4:50) | 10 | 0 |
| Rams | 2 | 13:23 | M.Gay 40 yd. Field Goal (6-58, 3:08) | 13 | 0 |
| Cardinals | 2 | 01:51 | M.Prater 23 yd. Field Goal (19-65, 9:30) | 13 | 3 |
| Cardinals | 2 | 00:02 | M.Prater 43 yd. Field Goal (8-47, 0:46) | 13 | 6 |
| Cardinals | 3 | 05:10 | M.Prater 49 yd. Field Goal (16-58, 7:47) | 13 | 9 |
| Rams | 3 | 01:00 | C.Akers 14 yd. run (M.Gay kick) (8-75, 4:10) | 20 | 9 |
| Cardinals | 4 | 01:07 | M.Prater 31 yd. Field Goal (17-84, 5:32) | 20 | 12 |

Team Statistics

| | Rams | Cardinals |
|------------------------------|---------|-----------|
| First Downs | 15 | 23 |
| 3rd-Down Eff. (Made/Att/Pct) | 3/8/38% | 6/18/33% |
| 4th-Down Eff. (Made/Att/Pct) | 0/0/0% | 4/5/80% |
| Total Net Yards | 339 | 365 |
| Total Plays | 46 | 81 |
| Yards Per Play | 7.4 | 4.5 |
| Rushes/Net Yards | 20/100 | 21/70 |
| Net Passing | 239 | 295 |
| Pass Attempts/Completions | 25/18 | 58/37 |
| Had Intercepted | 0 | 0 |
| Sacked/Yards Lost | 1/10 | 2/19 |
| Punts/Average | 3/45.0 | 4/40.0 |
| Penalties/Yards | 6/35 | 6/50 |
| Fumbles/Lost | 1/1 | 1/0 |
| Possession Time | 26:04 | 33:56 |

LOS ANGELES RAMS

| PASSING | ATT | CP | YDS | SK/YD | TD | LG | INT | RTG |
|------------------|-----------|-----------|------------|-------------|----------|-----------|----------|--------------|
| Matthew Stafford | 25 | 18 | 249 | 1/10 | 0 | 32 | 0 | 103.6 |
| TOTAL | 25 | 18 | 249 | 1/10 | 0 | 32 | 0 | 103.6 |

| RUSHING | ATT | YDS | AVG | LG | TD |
|-----------------------|-----------|------------|------------|------------|----------|
| Cam Akers | 12 | 61 | 5.1 | 14t | 1 |
| Cooper Kupp | 1 | 20 | 20.0 | 20t | 1 |
| Darrell Henderson Jr. | 4 | 17 | 4.3 | 7 | 0 |
| Matthew Stafford | 3 | 2 | 0.7 | 4 | 0 |
| TOTAL | 20 | 100 | 5.0 | 20T | 2 |

| RECEIVING | NO | YDS | AVG | LG | TD |
|-----------------|-----------|------------|-------------|-----------|----------|
| Ben Skowronek | 4 | 66 | 16.5 | 32 | 0 |
| Tyler Higbee | 4 | 61 | 15.3 | 26 | 0 |
| Cooper Kupp | 4 | 44 | 11.0 | 14 | 0 |
| Brandon Powell | 3 | 27 | 9.0 | 16 | 0 |
| Allen Robinson | 2 | 23 | 11.5 | 15 | 0 |
| Kendall Blanton | 1 | 28 | 28.0 | 28 | 0 |
| TOTAL | 18 | 249 | 13.8 | 32 | 0 |

| TOP DEFENSE | TOT | SOLO | AST | SCK | YDS | INT |
|-----------------|-----|------|-----|-----|-----|-----|
| Derion Kendrick | 9 | 9 | 0 | 0.0 | 0.0 | 0 |
| Bobby Wagner | 9 | 6 | 3 | 0.0 | 0.0 | 0 |
| Jalen Ramsey | 8 | 8 | 0 | 0.0 | 0.0 | 0 |

| FIELD GOALS | FGM/FGA | PERCENT | RESULTS |
|--------------|------------|--------------|----------|
| Matt Gay | 2-2 | 100.0 | 22G, 40G |
| TOTAL | 2-2 | 100.0 | |

ARIZONA CARDINALS

| PASSING | ATT | CP | YDS | SK/YD | TD | LG | INT | RTG |
|--------------|-----------|-----------|------------|-------------|----------|-----------|----------|-------------|
| Kyler Murray | 58 | 37 | 314 | 2/19 | 0 | 30 | 0 | 77.8 |
| TOTAL | 58 | 37 | 314 | 2/19 | 0 | 30 | 0 | 77.8 |

| RUSHING | ATT | YDS | AVG | LG | TD |
|------------------|-----------|-----------|------------|-----------|----------|
| James Conner | 13 | 39 | 3.0 | 10 | 0 |
| Eno Benjamin | 5 | 16 | 3.2 | 9 | 0 |
| Kyler Murray | 2 | 8 | 4.0 | 6 | 0 |
| Darrell Williams | 1 | 7 | 7.0 | 7 | 0 |
| TOTAL | 21 | 70 | 3.3 | 10 | 0 |

| RECEIVING | NO | YDS | AVG | LG | TD |
|-----------------|-----------|------------|------------|-----------|----------|
| Marquise Brown | 14 | 140 | 10.0 | 20 | 0 |
| Greg Dortch | 9 | 80 | 8.9 | 30 | 0 |
| Zach Ertz | 6 | 45 | 7.5 | 12 | 0 |
| James Conner | 3 | 18 | 6.0 | 7 | 0 |
| Andre Baccellia | 2 | 13 | 6.5 | 10 | 0 |
| Eno Benjamin | 2 | 7 | 3.5 | 6 | 0 |
| Andy Isabella | 1 | 11 | 11.0 | 11 | 0 |
| TOTAL | 37 | 314 | 8.5 | 30 | 0 |

| TOP DEFENSE | TOT | SOLO | AST | SCK | YDS | INT |
|----------------|-----|------|-----|-----|-----|-----|
| Budda Baker | 8 | 5 | 3 | 0.0 | 0.0 | 0 |
| Jalen Thompson | 7 | 5 | 2 | 0.0 | 0.0 | 0 |
| Zaven Collins | 4 | 4 | 0 | 0.0 | 0.0 | 0 |

| FIELD GOALS | FGM/FGA | PERCENT | RESULTS |
|--------------|------------|--------------|--------------------|
| Matt Prater | 4-4 | 100.0 | 23G, 43G, 49G, 31G |
| TOTAL | 4-4 | 100.0 | |

CARDINALS GAME SUMMARIES



WEEK 4

Arizona Cardinals 26, Carolina Panthers 16

69,810 ■ Bank of America Stadium ■ Oct 2, 2022



| | | | | | | |
|-------------------------|---|----|---|----|---|----|
| Arizona Cardinals | 0 | 3 | 7 | 16 | — | 26 |
| Carolina Panthers | 0 | 10 | 0 | 6 | — | 16 |

The Cardinals traveled to Carolina for a week 4 match-up of teams desperately trying to even their record at 2-2. Arizona had not won a regular season game there since 2002 and the Panthers had won 6 straight in the series. Through two quarters, it looked like they were on their way to making it 7 and took a 10-3 lead into halftime. But the Cards ran off 23 points in the second half as Kyler Murray threw two TDs and ran for another. The AZ defense, meanwhile, was exceptional throughout; it created three takeaways and generally harassed Panthers QB Baker Mayfield all afternoon while limiting RB Christian McCaffrey to 27 rushing yards on 8 attempts. Leading that effort was DE Zach Allen who had a career-day; he finished with 6 tackles, a sack, three knockdowns, two QB hits and a tackle for loss. All of it added up to a 26-16 win that continued Arizona's success on the road with 10 wins in its last 11 opportunities.

On their first possession of the game, the Panthers were stopped on a 3rd-n-1 Mayfield QB sneak and went for it on 4th-n-inches from their own 39; led by LB Zaven Collins, the Cards D stopped McCaffrey and the offense took over. The Cards reached the Carolina 10 where they faced a 4th-n-1 themselves but WR Rondale Moore was tackled behind the line of scrimmage and the threat was extinguished. The game remained scoreless into the 2nd quarter before the Panthers defense created its first points. On 3rd-n-6 from the AZ31, LB Frankie Luvi intercepted a Murray pass intended for Hollywood Brown and returned it 33 yards for a TD. The next series saw the Cards go for it again on 4th-n-1 - this time from their own 42 - but turned it over on downs when the snap went over Murray's head. That gave it back to the Panthers at the AZ42 with 9:02 to go before halftime but they would soon return it. A fumbled exchange between Mayfield and WR Rashard Higgins was recovered by Arizona LB Ben Niemann at the AZ35. The Cards offense then went 50 yards in 8 plays and pull to within 7-3 on Matt Prater's 33-yard FG with 3:34 left in the 2nd quarter. S Jalen Thompson's INT gave the offense the ball back at the AZ18 with 1:05 to go in the half. After a 3-n-out, Carolina took over at its own 35 with :21 left and advanced to the AZ36 on 4 completions before Eddy Pineiro's 54-yard FG as the half expired made it 10-3.

Carolina got the ball to start the 2nd half but on its 3rd play from scrimmage, Allen's 9-yard sack of Mayfield forced a punt. The Cards would then tie the game with a 9-play, 89-yard TD drive. Key plays were a 22-yard reception by TE Zach Ertz and a 37-yard defensive pass interference penalty drawn by WR Marquise Brown. Ertz ended it with a TD pass from Murray on 3rd-n-goal from the 2. After again forcing a Panther punt, the Cards embarked on another long drive, this one consuming 9:26 and extending into the 4th quarter. Matt Prater capped it with his 39-yard FG that gave AZ its first lead at 13-10. On the next play from scrimmage, DE J.J. Watt deflected a Mayfield pass into the air where LB Dennis Gardeck caught it and returned his first career INT 24 yards to the Carolina 5. A play later, Murray ran it in around the right side for a 4-yard TD that made it 20-10 with 10:26 left in the game. Carolina's ensuing series ended when Allen knocked down another Mayfield pass, this time on 4th-n-1 at the CAR 31. Two plays later on 3rd-n-3 from the 23, Murray hit Brown with an over-the-shoulder throw and the WR artfully tapped his toes just inside the end zone. The connection put AZ up 26-10 with 7:37 to play and the game's only other score came on a Mayfield-to-McCaffrey TD pass of 13 yards.

SCORING DRIVES

| TEAM | QTR | TIME | SCORING PLAY | ARI | CAR |
|-----------|-----|-------|--|-----|-----|
| Panthers | 2 | 12:13 | F.Luvu 33 yd. interception return (E.Pineiro kick) | 0 | 7 |
| Cardinals | 2 | 03:34 | M.Prater 33 yd. Field Goal (8-50, 3:19) | 3 | 7 |
| Panthers | 2 | 00:00 | E.Pineiro 54 yd. Field Goal (5-29, 0:21) | 3 | 10 |
| Cardinals | 3 | 07:42 | Z.Ertz 2 yd. pass from K.Murray (M.Prater kick) (9-89, 5:08) | 10 | 10 |
| Cardinals | 4 | 11:22 | M.Prater 39 yd. Field Goal (15-57, 9:26) | 13 | 10 |
| Cardinals | 4 | 10:26 | K.Murray 4 yd. run (M.Prater kick) (2-5, 0:42) | 20 | 10 |
| Cardinals | 4 | 07:37 | M.Brown 23 yd. pass from K.Murray (pass failed) (3-31, 1:36) | 26 | 10 |
| Panthers | 4 | 04:47 | C.McCaffrey 13 yd. pass from B.Mayfield (pass failed) (9-74, 2:50) | 26 | 16 |

Team Statistics

| | Cardinals | Panthers |
|------------------------------|-----------|----------|
| First Downs | 20 | 11 |
| 3rd-Down Eff. (Made/Att/Pct) | 6/15/40% | 2/10/20% |
| 4th-Down Eff. (Made/Att/Pct) | 0/2/0% | 1/3/33% |
| Total Net Yards | 338 | 220 |
| Total Plays | 70 | 51 |
| Yards Per Play | 4.8 | 4.3 |
| Rushes/Net Yards | 37/132 | 13/40 |
| Net Passing | 206 | 180 |
| Pass Attempts/Completions | 32/23 | 36/22 |
| Had Intercepted | 1 | 2 |
| Sacked/Yards Lost | 1/1 | 2/17 |
| Punts/Average | 3/56.7 | 4/52.3 |
| Penalties/Yards | 7/61 | 6/76 |
| Fumbles/Lost | 2/0 | 2/1 |
| Possession Time | 38:35 | 21:25 |

ARIZONA CARDINALS

| PASSING | ATT | CP | YDS | SK/YD | TD | LG | INT | RTG |
|--------------|-----------|-----------|------------|------------|----------|------------|----------|-------------|
| Kyler Murray | 32 | 23 | 207 | 1/1 | 2 | 23t | 1 | 96.7 |
| TOTAL | 32 | 23 | 207 | 1/1 | 2 | 23T | 1 | 96.7 |

| RUSHING | ATT | YDS | AVG | LG | TD |
|-----------------|-----------|------------|------------|-----------|----------|
| James Conner | 15 | 55 | 3.7 | 8 | 0 |
| Eno Benjamin | 5 | 36 | 7.2 | 15 | 0 |
| Kyler Murray | 12 | 26 | 2.2 | 10 | 1 |
| Darrel Williams | 4 | 19 | 4.8 | 13 | 0 |
| Rondale Moore | 1 | -4 | -4.0 | -4 | 0 |
| TOTAL | 37 | 132 | 3.6 | 15 | 1 |

| RECEIVING | NO | YDS | AVG | LG | TD |
|----------------|-----------|------------|------------|------------|----------|
| Marquise Brown | 6 | 88 | 14.7 | 23t | 1 |
| Zach Ertz | 6 | 47 | 7.8 | 23 | 1 |
| Trey McBride | 3 | 24 | 8.0 | 11 | 0 |
| James Conner | 3 | 22 | 7.3 | 14 | 0 |
| Rondale Moore | 3 | 11 | 3.7 | 7 | 0 |
| Eno Benjamin | 1 | 9 | 9.0 | 9 | 0 |
| Greg Dortch | 1 | 6 | 6.0 | 6 | 0 |
| TOTAL | 23 | 207 | 9.0 | 23T | 2 |

| TOP DEFENSE | TOT | SOLO | AST | SCK | YDS | INT |
|---------------|-----|------|-----|-----|-----|-----|
| Zaven Collins | 8 | 6 | 2 | 0.0 | 0.0 | 0 |
| Zach Allen | 6 | 3 | 3 | 1.0 | 9.0 | 0 |
| Budda Baker | 5 | 2 | 3 | 0.0 | 0.0 | 0 |

| FIELD GOALS | FGM/FGA | PERCENT | RESULTS |
|--------------|------------|--------------|----------|
| Matt Prater | 2-2 | 100.0 | 33G, 39G |
| TOTAL | 2-2 | 100.0 | |

CAROLINA PANTHERS

| PASSING | ATT | CP | YDS | SK/YD | TD | LG | INT | RTG |
|----------------|-----------|-----------|------------|-------------|----------|-----------|----------|-------------|
| Baker Mayfield | 36 | 22 | 197 | 2/17 | 1 | 34 | 2 | 61.9 |
| TOTAL | 36 | 22 | 197 | 2/17 | 1 | 34 | 2 | 61.9 |

| RUSHING | ATT | YDS | AVG | LG | TD |
|----------------------|-----------|-----------|------------|-----------|----------|
| Christian McCaffrey | 8 | 27 | 3.4 | 10 | 0 |
| DJ Moore | 1 | 11 | 11.0 | 11 | 0 |
| D'Onta Foreman | 1 | 2 | 2.0 | 2 | 0 |
| Baker Mayfield | 2 | 0 | 0.0 | 0 | 0 |
| Laviska Shenault Jr. | 1 | 0 | 0.0 | 0 | 0 |
| TOTAL | 13 | 40 | 3.1 | 11 | 0 |

| RECEIVING | NO | YDS | AVG | LG | TD |
|---------------------|-----------|------------|------------|-----------|----------|
| Christian McCaffrey | 9 | 81 | 9.0 | 34 | 1 |
| DJ Moore | 6 | 50 | 8.3 | 16 | 0 |
| Tommy Tremble | 3 | 34 | 11.3 | 16 | 0 |
| Robbie Anderson | 3 | 26 | 8.7 | 13 | 0 |
| Ian Thomas | 1 | 6 | 6.0 | 6 | 0 |
| TOTAL | 22 | 197 | 9.0 | 34 | 1 |

| TOP DEFENSE | TOT | SOLO | AST | SCK | YDS | INT |
|---------------|-----|------|-----|-----|-----|-----|
| Frankie Luvi | 11 | 6 | 5 | 0.0 | 0.0 | 1 |
| Shaq Thompson | 8 | 3 | 5 | 0.0 | 0.0 | 0 |
| Brian Burns | 7 | 4 | 3 | 1.0 | 1.0 | 0 |

| FIELD GOALS | FGM/FGA | PERCENT | RESULTS |
|--------------|------------|--------------|---------|
| Eddy Pineiro | 1-1 | 100.0 | 54G |
| TOTAL | 1-1 | 100.0 | |

CARDINALS GAME SUMMARIES



WEEK 5

Philadelphia Eagles 20, Arizona Cardinals 17

63,919 ■ State Farm Stadium ■ Oct 9, 2022



| | | | | | | |
|---------------------------|---|----|---|---|---|----|
| Philadelphia Eagles | 7 | 7 | 3 | 3 | — | 20 |
| Arizona Cardinals | 0 | 10 | 0 | 7 | — | 17 |

In week 5, the NFL's only remaining undefeated team came to State Farm Stadium when the 2-2 Cardinals hosted the 4-0 Philadelphia Eagles. The visitors took an early 14-0 but the Cards battled back to tie it at 17 in the 4th. After Philly went up 3 on a go-ahead FG with 1:45 to play, Arizona had a chance to send the game into OT but a 43-yard FG try in the closing seconds was wide right. The Cardinals defense was exceptional holding Philadelphia to a season-low 20 points and just 6 in the second half. Marquise Brown led the Cards with 78 receiving yards on 8 catches with a TD.

The Eagles drew first blood with a TD on their opening offensive possession. Completions of 14 & 10 yards to TE Dallas Goedert were followed by two to WR AJ Brown (15 & 11) that kept the 11-play, 64-yard drive going. QB Jalen Hurts capped it with his 1-yard QB keeper and Philly led 7-0. On the next play from scrimmage, Tyler Murray's pass down the deep middle intended for Brown was intercepted by S CJ Gardner-Johnson, setting the Eagles up at their own 35. However, they would not capitalize as Arizona's defense sent them 3-n-out. Late in the opening quarter, Philly faced a 3rd-n-12 at its own 11 but Hurts found DeVonta Smith for 22 to the 33. A 20-yard connection between those 2 followed and the 16-play, 87-yard drive ultimately concluded with another 1-yard TD sneak. AZ seemed to seize some momentum on the opening play of the next Philly drive when S Jalen Thompson picked a Hurts pass across the middle but replay overturned it. The Cards still sent the Eagles 3-n-out and following the punt took over at their own 43 for their best field position of the day. A 13-yard James Conner run moved it to the 44 and was followed by a 14-yard Brown catch to the PHI32. On 3rd-n-2 from the 25, Murray found Brown in the middle of the field and the speedy WR slipped a tackle before racing into the end zone. AZ forced another Eagles punt and took over at its own 7 with 3:22 to go in the half. Stopped on 3rd down at their own 28, the Cards lined up to punt but ran a fake instead; the snap went to the up-back, RB Darrell Williams, who ran for 7 and picked up the first down. The very lengthy drive (16 plays, 91 yards) took 9:38 off the clock and Matt Amendola's 20-yard FG as the half expired trimmed Philly's lead to 14-10. Amendola was signed during the week as a replacement for the team's regular kicker, Matt Prater (hip).

Philly increased its lead to 17-10 on the opening drive of the 3rd quarter when Cameron Dicker's 42-yard FG capped a 10-play, 51-yard drive. After the teams traded punts, AZ took over at its own 10 in the final minute of the 3rd quarter. Injuries to starting RB James Conner as well as back-ups Darrell Williams and Jonathan Ward, left Eno Benjamin as the Cardinals only available RB. Thanks largely to Murray completing all 6 of his pass attempts on the drive (for 58 yards), AZ reached the PHI11 in 11 plays; from there Benjamin ran it in to tie the game with 9:43 to go in the game. Hurts then led the Eagles into AZ territory and with 4:28 left, they faced 3rd-n-12 at the Cards 36; they picked it up thanks to a 16-yard Hurts-to-Goedert completion. The drive would reach the AZ5 and Dicker's 23-yard FG put Philly up 20-17. After the kickoff, the Cards took over at their own 25 with 1:45 to go and no timeouts. A 15-yard Murray run and 4 completions covered 31 yards, taking the Cards to the PHI34 with :36 left. A Murray burst up the middle appeared to gain 10+ yards on 2nd-n-10 and the Cards stopped the clock with a spike with :22 left. However, officials spotted it as just a 9-yard gain and after the spike it was 4th-n-1 at the 25. AZ sent out the FG unit to tie it but Amendola's 43-yard attempt sailed right.

SCORING DRIVES

| TEAM | QTR | TIME | SCORING PLAY | PHI | ARI |
|-----------|-----|-------|---|-----|-----|
| Eagles | 1 | 08:02 | J.Hurts 1 yd. run (C.Dicker kick) (11-64, 4:13) | 7 | 0 |
| Eagles | 2 | 10:11 | J.Hurts 1 yd. run (C.Dicker kick) (16-87, 7:20) | 14 | 0 |
| Cardinals | 2 | 05:24 | M.Brown 25 yd. pass from K.Murray (M.Ammendola kick) (6-57, 2:16) | 14 | 7 |
| Cardinals | 2 | 00:00 | M.Ammendola 20 yd. Field Goal (16-91, 3:22) | 14 | 10 |
| Eagles | 3 | 09:57 | C.Dicker 42 yd. Field Goal (10-51, 5:03) | 17 | 10 |
| Cardinals | 4 | 09:43 | E.Benjamin 11 yd. run (M.Ammendola kick) (12-90, 5:37) | 17 | 17 |
| Eagles | 4 | 01:45 | C.Dicker 23 yd. Field Goal (17-70, 7:58) | 20 | 17 |

Team Statistics

| | Eagles | Cardinals |
|------------------------------|----------|-----------|
| First Downs | 24 | 23 |
| 3rd-Down Eff. (Made/Att/Pct) | 6/13/46% | 8/14/57% |
| 4th-Down Eff. (Made/Att/Pct) | 1/1/100% | 1/1/100% |
| Total Net Yards | 357 | 363 |
| Total Plays | 71 | 69 |
| Yards Per Play | 5.0 | 5.3 |
| Rushes/Net Yards | 33/139 | 26/124 |
| Net Passing | 218 | 239 |
| Pass Attempts/Completions | 36/26 | 42/28 |
| Had Intercepted | 0 | 1 |
| Sacked/Yards Lost | 2/21 | 1/11 |
| Punts/Average | 4/47.0 | 4/49.0 |
| Penalties/Yards | 3/30 | 2/15 |
| Fumbles/Lost | 1/0 | 0/0 |
| Possession Time | 34:39 | 25:21 |

PHILADELPHIA EAGLES

| PASSING | ATT | CP | YDS | SK/YD | TD | LG | INT | RTG |
|--------------|-----------|-----------|------------|-------------|----------|-----------|----------|-------------|
| Jalen Hurts | 36 | 26 | 239 | 2/21 | 0 | 31 | 0 | 89.9 |
| TOTAL | 36 | 26 | 239 | 2/21 | 0 | 31 | 0 | 89.9 |

| RUSHING | ATT | YDS | AVG | LG | TD |
|------------------|-----------|------------|------------|-----------|----------|
| Jalen Hurts | 15 | 61 | 4.1 | 17 | 2 |
| Miles Sanders | 15 | 58 | 3.9 | 12 | 0 |
| Kenneth Gainwell | 3 | 20 | 6.7 | 11 | 0 |
| TOTAL | 33 | 139 | 4.2 | 17 | 2 |

| RECEIVING | NO | YDS | AVG | LG | TD |
|----------------|-----------|------------|------------|-----------|----------|
| DeVonta Smith | 10 | 87 | 8.7 | 22 | 0 |
| Dallas Goedert | 8 | 95 | 11.9 | 31 | 0 |
| A.J. Brown | 3 | 32 | 10.7 | 15 | 0 |
| Quez Watkins | 3 | 19 | 6.3 | 7 | 0 |
| Miles Sanders | 2 | 6 | 3.0 | 8 | 0 |
| TOTAL | 26 | 239 | 9.2 | 31 | 0 |

| TOP DEFENSE | TOT | SOLO | AST | SCK | YDS | INT |
|--------------------------|-----|------|-----|-----|-----|-----|
| Chauncey Gardner-Johnson | 10 | 10 | 0 | 0.0 | 0.0 | 1 |
| Darius Slay | 9 | 7 | 2 | 0.0 | 0.0 | 0 |
| T.J. Edwards | 8 | 5 | 3 | 0.0 | 0.0 | 0 |

| FIELD GOALS | FGM/FGA | PERCENT | RESULTS |
|----------------|------------|--------------|----------|
| Cameron Dicker | 2-2 | 100.0 | 42G, 23G |
| TOTAL | 2-2 | 100.0 | |

ARIZONA CARDINALS

| PASSING | ATT | CP | YDS | SK/YD | TD | LG | INT | RTG |
|--------------|-----------|-----------|------------|-------------|----------|-----------|----------|-------------|
| Kyler Murray | 42 | 28 | 250 | 1/11 | 1 | 28 | 1 | 80.5 |
| TOTAL | 42 | 28 | 250 | 1/11 | 1 | 28 | 1 | 80.5 |

| RUSHING | ATT | YDS | AVG | LG | TD |
|-----------------|-----------|------------|------------|-----------|----------|
| James Conner | 9 | 55 | 6.1 | 17 | 0 |
| Kyler Murray | 4 | 42 | 10.5 | 15 | 0 |
| Eno Benjamin | 8 | 25 | 3.1 | 11t | 1 |
| Darrel Williams | 3 | 9 | 3.0 | 7 | 0 |
| Rondale Moore | 2 | -7 | -3.5 | -2 | 0 |
| TOTAL | 26 | 124 | 4.8 | 17 | 1 |

| RECEIVING | NO | YDS | AVG | LG | TD |
|----------------|-----------|------------|------------|-----------|----------|
| Marquise Brown | 8 | 78 | 9.8 | 25t | 1 |
| Rondale Moore | 7 | 68 | 9.7 | 28 | 0 |
| Zach Ertz | 6 | 48 | 8.0 | 11 | 0 |
| Eno Benjamin | 3 | 28 | 9.3 | 16 | 0 |
| A.J. Green | 3 | 20 | 6.7 | 9 | 0 |
| James Conner | 1 | 8 | 8.0 | 8 | 0 |
| TOTAL | 28 | 250 | 8.9 | 28 | 1 |

| TOP DEFENSE | TOT | SOLO | AST | SCK | YDS | INT |
|------------------|-----|------|-----|-----|-----|-----|
| Isaiah Simmons | 13 | 8 | 5 | 0.0 | 0.0 | 0 |
| Byron Murphy Jr. | 9 | 7 | 2 | 0.5 | 5.0 | 0 |
| Marco Wilson | 8 | 7 | 1 | 0.0 | 0.0 | 0 |

| FIELD GOALS | FGM/FGA | PERCENT | RESULTS |
|---------------|------------|-------------|-----------|
| Matt Amendola | 1-2 | 50.0 | 20G, 43WR |
| TOTAL | 1-2 | 50.0 | |

CARDINALS GAME SUMMARIES



WEEK 6

Arizona Cardinals 9, Seattle Seahawks 19
68,867 ■ Lumen Field ■ Oct 16, 2022



| | | | | | | |
|-------------------------|---|---|---|---|---|----|
| Arizona Cardinals | 3 | 0 | 6 | 0 | — | 9 |
| Seattle Seahawks | 3 | 6 | 3 | 7 | — | 19 |

On a warm, sunny week 6 afternoon in Seattle, the Cardinals faced the Seahawks in a match-up of 2-3 teams that were playing for a share of the division lead. Each team would produce just one touchdown but Seattle complemented theirs with 4 Jason Myers FGs while the Cardinals turned it over on downs 3 times when going for it on 4th-n-short situations inside the SEA 30. After losing 3 RBs to injury the week before, the Cardinals offense started the game without C Rodney Hudson and soon lost G Justin Pugh to injury. Arizona's defense was again exceptional, limiting Seattle to 19 points and just one touchdown. But that one TD and the 4 FGs were enough for Seattle to secure a 19-9 win on this day to secure the win.

Arizona opened the game by taking the opening kickoff and marching deep into Seattle territory thanks to a pair of big gains on 3rd down. The first came when Kyle Murray converted a 3rd-n-4 from the AZ25 with his 42-yard run to the SEA33. Then on 3rd-6 from the SEA26, a 23-yard catch-and-run by WR Rondale Moore took it to the 3. That set-up Matt Amendola's 23-yard FG that gave Arizona a 3-0 lead and its first opening quarter points of the season. Seattle responded with a FG drive of its own and Jason Myers' 39-yard kick tied the game with 6:41 left in the first quarter; 47 of the drive's 54 yards came on consecutive Kenneth Walker runs of 17 and 34 yards. On the first play of the 2nd quarter, the Cards went for it on 4th-n-4 from the SEA20 but turned it over on downs when Murray's pass was incomplete. Midway thru the 2nd quarter, Seattle marched to the AZ7 and faced a 3rd-n-2. DT Rashard Lawrence tackled Walker in the backfield for a 2-yard loss and Myers' 27-yard FG put the Seahawks up 6-3. With 0:55 left in the first half, Seattle took over at its own 32 with one timeout. A 22-yard Marquise Goodwin reception on the drive's first play was followed by Smith's 24-yard scramble to the AZ22. The Seahawks would reach the 15 but no further and Myers' 3rd FG of the game – this one a 34-yarder – made it 9-3 at intermission.

After forcing a Seattle 3-n-out to open the 3rd quarter, Arizona again advanced deep into Seahawks territory. The biggest plays were a 14-yard Moore reception and a 15-yard Murray run. The Cards faced 4th-n-2 at the 27 and again went for it but under pressure, Murray was forced into an incompleteness. Seattle took over from there and received the benefit of a roughing the passer call as well as a defensive holding flag that wiped out a 3rd down stop. Myers' 4th FG of the day (32 yards) would end the drive and put the Seahawks up 12-3 with 4:11 left in the 3rd quarter. On the first play of the next drive, Murray hit Zach Ertz for a 21-yard gain to the SEA43. On 3rd-n-6 from the SEA39, Murray scrambled for the first down but fumbled at the end of the run and Seattle recovered at its own 19. AZ's defense sent the Seahawks 3-n-out, including a sack by rookie LB Myjai Sanders that backed it up to the 10 and forced a Seattle punt from its own end zone. On a frenetic play, LB Ezekiel Turner hit punter Michael Dickson forcing a fumble that S Chris Banjo recovered for a TD. After the PAT kick failed, the Cards trailed 12-9 in the final minute of the 3rd quarter. The Seahawks responded by moving 75 yards in 7 plays and capped it with their first and only TD of the day, an 11-yard Walker run around the left end. Trailing by 10 early in the 4th, the Cards would again advance deep into Seattle territory and again went for it on a 4th-n-short; this time it was 4th-n-2 at the 23 and SEA ended the threat with a sack. The AZ defense would force 3-n-outs on the next two Seattle possessions but the offense could not take advantage and the game ended in a 19-9 Seahawks win.

SCORING DRIVES

| TEAM | QTR | TIME | SCORING PLAY | ARI | SEA |
|-----------|-----|-------|---|-----|-----|
| Cardinals | 1 | 10:20 | M.Amendola 23 yd. Field Goal (10-76, 4:40) | 3 | 0 |
| Seahawks | 1 | 06:41 | J.Myers 39 yd. Field Goal (8-54, 3:39) | 3 | 3 |
| Seahawks | 2 | 06:05 | J.Myers 27 yd. Field Goal (10-51, 4:44) | 3 | 6 |
| Seahawks | 2 | 00:00 | J.Myers 34 yd. Field Goal (7-53, 0:55) | 3 | 9 |
| Seahawks | 3 | 04:11 | J.Myers 32 yd. Field Goal (9-58, 5:00) | 3 | 12 |
| Cardinals | 3 | 00:54 | C.Banjo fumble recovery in end zone (kick failed, wl) | 9 | 12 |
| Seahawks | 4 | 13:24 | K.Walker 11 yd. run (J.Myers kick) (7-75, 2:30) | 9 | 19 |

Team Statistics

| | Cardinals | Seahawks |
|------------------------------|-----------|----------|
| First Downs | 15 | 19 |
| 3rd-Down Eff. (Made/Att/Pct) | 4/16/25% | 4/14/29% |
| 4th-Down Eff. (Made/Att/Pct) | 1/5/20% | 0/1/0% |
| Total Net Yards | 315 | 296 |
| Total Plays | 71 | 66 |
| Yards Per Play | 4.4 | 4.5 |
| Rushes/Net Yards | 28/144 | 30/136 |
| Net Passing | 171 | 160 |
| Pass Attempts/Completions | 37/23 | 31/20 |
| Had Intercepted | 1 | 0 |
| Sacked/Yards Lost | 6/51 | 5/37 |
| Punts/Average | 4/40.5 | 6/48.8 |
| Penalties/Yards | 6/53 | 6/44 |
| Fumbles/Lost | 3/1 | 2/1 |
| Possession Time | 30:44 | 29:16 |

ARIZONA CARDINALS

| PASSING | ATT | CP | YDS | SK/YD | TD | LG | INT | RTG |
|-----------------|------------|--------------|------------|-------------|----------|-----------|----------|-------------|
| Kyler Murray | 37 | 23 | 222 | 6/51 | 0 | 32 | 1 | 67.6 |
| TOTAL | 37 | 23 | 222 | 6/51 | 0 | 32 | 1 | 67.6 |
| RUSHING | ATT | YDS | AVG | LG | TD | | | |
| Kyler Murray | 10 | 100 | 10.0 | 42 | 0 | | | |
| Eno Benjamin | 15 | 37 | 2.5 | 6 | 0 | | | |
| Keaontay Ingram | 3 | 7 | 2.3 | 7 | 0 | | | |
| TOTAL | 28 | 144 | 5.1 | 42 | 0 | | | |
| RECEIVING | NO | YDS | AVG | LG | TD | | | |
| Zach Ertz | 7 | 70 | 10.0 | 32 | 0 | | | |
| Rondale Moore | 6 | 49 | 8.2 | 26 | 0 | | | |
| Marquise Brown | 5 | 68 | 13.6 | 26 | 0 | | | |
| Eno Benjamin | 3 | 28 | 9.3 | 12 | 0 | | | |
| A.J. Green | 2 | 7 | 3.5 | 5 | 0 | | | |
| TOTAL | 23 | 222 | 9.7 | 32 | 0 | | | |
| TOP DEFENSE | TOT | SOLO | AST | SCK | YDS | INT | | |
| Zaven Collins | 9 | 5 | 4 | 2.0 | 18.0 | 0 | | |
| Markus Golden | 8 | 4 | 4 | 1.0 | 6.0 | 0 | | |
| Jalen Thompson | 7 | 5 | 2 | 0.0 | 0.0 | 0 | | |
| FIELD GOALS | FGM/FGA | PERCENT | RESULTS | | | | | |
| Matt Amendola | 1-1 | 100.0 | 23G | | | | | |
| TOTAL | 1-1 | 100.0 | | | | | | |

SEATTLE SEAHAWKS

| PASSING | ATT | CP | YDS | SK/YD | TD | LG | INT | RTG |
|--------------------|------------|--------------|--------------------|-------------|----------|-----------|----------|-------------|
| Geno Smith | 31 | 20 | 197 | 5/37 | 0 | 22 | 0 | 82.3 |
| TOTAL | 31 | 20 | 197 | 5/37 | 0 | 22 | 0 | 82.3 |
| RUSHING | ATT | YDS | AVG | LG | TD | | | |
| Kenneth Walker III | 21 | 97 | 4.6 | 34 | 1 | | | |
| Geno Smith | 6 | 48 | 8.0 | 24 | 0 | | | |
| DeeJay Dallas | 2 | 1 | 0.5 | 2 | 0 | | | |
| Michael Dickson | 1 | -10 | -10.0 | -10 | 0 | | | |
| TOTAL | 30 | 136 | 4.5 | 34 | 1 | | | |
| RECEIVING | NO | YDS | AVG | LG | TD | | | |
| Noah Fant | 6 | 45 | 7.5 | 15 | 0 | | | |
| Dee Eskridge | 3 | 39 | 13.0 | 16 | 0 | | | |
| DK Metcalf | 2 | 34 | 17.0 | 17 | 0 | | | |
| Marquise Goodwin | 2 | 26 | 13.0 | 22 | 0 | | | |
| Tyler Lockett | 2 | 17 | 8.5 | 10 | 0 | | | |
| Kenneth Walker III | 2 | 13 | 6.5 | 7 | 0 | | | |
| Colby Parkinson | 2 | 11 | 5.5 | 7 | 0 | | | |
| Will Dissly | 1 | 12 | 12.0 | 12 | 0 | | | |
| TOTAL | 20 | 197 | 9.9 | 22 | 0 | | | |
| TOP DEFENSE | TOT | SOLO | AST | SCK | YDS | INT | | |
| Jordyn Brooks | 11 | 6 | 5 | 0.0 | 0.0 | 0 | | |
| Coby Bryant | 8 | 5 | 3 | 0.0 | 0.0 | 0 | | |
| Ryan Neal | 7 | 6 | 1 | 1.0 | 6.0 | 0 | | |
| FIELD GOALS | FGM/FGA | PERCENT | RESULTS | | | | | |
| Jason Myers | 4-4 | 100.0 | 39G, 27G, 34G, 32G | | | | | |
| TOTAL | 4-4 | 100.0 | | | | | | |

CARDINALS 2022 TEAM STATS



WON 2, LOST 4

| | | | | |
|-------|---|------------|--------------|--------|
| 09/11 | L | 21-44 | Kansas City | 63,697 |
| 09/18 | W | 29-23 (OT) | at Las Vegas | 61,707 |
| 09/25 | L | 12-20 | L.A. Rams | 63,243 |
| 10/02 | W | 26-16 | at Carolina | 69,810 |
| 10/09 | L | 17-20 | Philadelphia | 63,919 |
| 10/16 | L | 9-19 | at Seattle | 68,867 |

2022 TEAM STATISTICS

| | ARI | OPP. |
|----------------------------------|----------------|----------------|
| FIRST DOWNS | 127 | 122 |
| Rushing | 45 | 38 |
| Passing | 76 | 76 |
| Penalty | 6 | 8 |
| Third Down-Made/Att | 30/88 | 26/64 |
| Third Down Efficiency | 34.1% | 40.6% |
| Fourth Down-Made/Att | 12/22 | 3/6 |
| Fourth Down Efficiency | 54.5% | 50.0% |
| TOTAL NET YARDS | 2,076 | 2,024 |
| Avg. Per Game | 346.0 | 337.3 |
| Total Plays | 432 | 361 |
| Avg. Per Play | 4.8 | 5.6 |
| NET YARDS RUSHING | 716 | 623 |
| Avg. Per Game | 119.3 | 103.8 |
| Total Rushes | 162 | 144 |
| Avg. Per Rush | 4.4 | 4.3 |
| NET YARDS PASSING | 1,360 | 1,401 |
| Avg. Per Game | 226.7 | 233.5 |
| Sacked/Yards Lost | 14/115 | 11/93 |
| Gross Yards | 1,475 | 1,494 |
| Attempts/Completions | 256/166 | 206/141 |
| Pct. of Completion | 64.8% | 68.4% |
| Had Intercepted | 4 | 2 |
| PUNTS/AVERAGE | 23/46.9 | 22/49.7 |
| Net Punting Average | 38.8 | 44.8 |
| PUNT RETURN/AVG. | 13/5.3 | 15/9.7 |
| KICKOFF RETURN/AVG. | 9/23.8 | 7/19.7 |
| INTERCEPTION RETURN/AVG. | 2/12.0 | 4/10.0 |
| PENALTIES/YARDS | 38/348 | 34/278 |
| FUMBLES/BALL LOST | 9/1 | 13/5 |
| TOUCHDOWNS | 13 | 15 |
| Rushing | 5 | 6 |
| Passing | 6 | 8 |
| Returns | 2 | 1 |
| EXTRA POINTS/ATTEMPTS | 6/7 | 13/14 |
| TWO POINT CONVERSION/ATT. | 3/5 | 0/1 |
| FIELD GOALS/ATTEMPTS | 8/9 | 13/13 |
| AVG. TIME OF POSSESSION | 31:09 | 28:51 |

| SCORE BY PERIODS | Q1 | Q2 | Q3 | Q4 | OT | PTS |
|------------------|----|----|----|----|----|-----|
| TEAM | 3 | 26 | 23 | 56 | 6 | 114 |
| OPPONENTS | 41 | 48 | 30 | 23 | 0 | 142 |

| SCORING | TD | RU | PA | RT | K-PAT | FG | ZPT | S | PTS |
|------------------|-----------|----------|----------|----------|--------------|--------------|----------|----------|------------|
| M. Prater | 0 | 0 | 0 | 0 | 4/4 | 6/6 | 0 | 0 | 22 |
| M. Brown | 3 | 0 | 3 | 0 | 0/0 | 0/0 | 0 | 0 | 18 |
| Z. Ertz | 2 | 0 | 2 | 0 | 0/0 | 0/0 | 1 | 0 | 14 |
| K. Murray | 2 | 2 | 0 | 0 | 0/0 | 0/0 | 1 | 0 | 14 |
| M. Ammendola | 0 | 0 | 0 | 0 | 2/3 | 2/3 | 0 | 0 | 8 |
| C. Banjo | 1 | 0 | 0 | 1 | 0/0 | 0/0 | 0 | 0 | 6 |
| E. Benjamin | 1 | 1 | 0 | 0 | 0/0 | 0/0 | 0 | 0 | 6 |
| J. Conner | 1 | 1 | 0 | 0 | 0/0 | 0/0 | 0 | 0 | 6 |
| G. Dortch | 1 | 0 | 1 | 0 | 0/0 | 0/0 | 0 | 0 | 6 |
| B. Murphy Jr. | 1 | 0 | 0 | 1 | 0/0 | 0/0 | 0 | 0 | 6 |
| D. Williams | 1 | 1 | 0 | 0 | 0/0 | 0/0 | 0 | 0 | 6 |
| A. Green | 0 | 0 | 0 | 0 | 0/0 | 0/0 | 1 | 0 | 2 |
| TEAM | 13 | 5 | 6 | 2 | 6/7 | 8/9 | 3 | 0 | 114 |
| OPPONENTS | 15 | 6 | 8 | 1 | 13/14 | 13/13 | 0 | 0 | 142 |

SACKS: J. Watt 2.5, Z. Collins 2.0, Z. Allen 2.0, M. Sanders 1.0, M. Golden 1.0, C. Thomas 1.0, D. Gardeck 1.0, B. Murphy Jr. 0.5, TM 11.0, OPP 14.0 FUM/LOST: K. Murray 4/1, R. Hudson 2/0, S. Harlow 1/0, J. Conner 1/0, M. Brown 1/0, TM 9/1, OPP 13/5

| PASSING | ATT | CMP | YDS | CMP% | YDS/ATT | TD | TD% | INT | INT% | LONG | SACK | LOST | RATING |
|------------------|------------|------------|--------------|-------------|------------|----------|------------|----------|------------|-----------|-------------|------------|-------------|
| K. Murray | 252 | 164 | 1,463 | 65.1 | 5.8 | 6 | 2.4 | 4 | 1.6 | 32 | 13 | 107 | 81.8 |
| T. McSorley | 4 | 2 | 12 | 50.0 | 3.0 | 0 | 0.0 | 0 | 0.0 | 10 | 1 | 8 | 56.3 |
| TEAM | 256 | 166 | 1,475 | 64.8 | 5.8 | 6 | 2.3 | 4 | 1.6 | 32 | 14.0 | 115 | 81.4 |
| OPPONENTS | 206 | 141 | 1,494 | 68.4 | 7.3 | 8 | 3.9 | 2 | 1.0 | 35 | 11.0 | 93 | 98.2 |

| RUSHING | NO. | YDS | AVG | LONG | TD |
|------------------|------------|------------|------------|-----------|----------|
| K. Murray | 38 | 233 | 6.1 | 42 | 2 |
| J. Conner | 54 | 200 | 3.7 | 17 | 1 |
| E. Benjamin | 45 | 173 | 3.8 | 16 | 1 |
| D. Williams | 16 | 94 | 5.9 | 30 | 1 |
| T. McSorley | 3 | 20 | 6.7 | 14 | 0 |
| K. Ingram | 3 | 7 | 2.3 | 7 | 0 |
| R. Moore | 3 | -11 | -3.7 | -2 | 0 |
| TEAM | 162 | 716 | 4.4 | 42 | 5 |
| OPPONENTS | 144 | 623 | 4.3 | 34 | 6 |

| RECEIVING | TAR | NO. | YDS | AVG | LONG | TD |
|------------------|------------|------------|--------------|-------------|-----------|----------|
| M. Brown | 64 | 43 | 485 | 11.0 | 26 | 3 |
| Z. Ertz | 51 | 35 | 299 | 8.0 | 32 | 2 |
| G. Dortch | 24 | 21 | 204 | 9.0 | 30 | 1 |
| R. Moore | 23 | 16 | 128 | 8.0 | 28 | 0 |
| A. Green | 22 | 10 | 56 | 5.0 | 10 | 0 |
| E. Benjamin | 20 | 15 | 125 | 8.0 | 22 | 0 |
| J. Conner | 19 | 14 | 103 | 7.0 | 21 | 0 |
| A. Baccellia | 6 | 4 | 25 | 6.0 | 11 | 0 |
| A. Isabella | 5 | 2 | 21 | 10.0 | 11 | 0 |
| D. Williams | 5 | 2 | 3 | 1.0 | 2 | 0 |
| T. McBride | 3 | 3 | 24 | 8.0 | 11 | 0 |
| S. Anderson | 1 | 1 | 2 | 2.0 | 2 | 0 |
| TEAM | 243 | 166 | 1,475 | 8.9 | 32 | 6 |
| OPPONENTS | 203 | 141 | 1,494 | 10.6 | 35 | 8 |

| INTERCEPTIONS | NO. | YDS | AVG | LONG | TD |
|------------------|----------|-----------|-------------|-----------|----------|
| J. Thompson | 2 | -1 | -0.5 | 0 | 0 |
| D. Gardeck | 1 | 24 | 24.0 | 24 | 0 |
| TEAM | 3 | 23 | 7.7 | 24 | 0 |
| OPPONENTS | 4 | 40 | 10.0 | 33 | 1 |

| FUMBLES | FUM | LST | FF | REC | TD |
|------------------|-----------|----------|----------|----------|----------|
| K. Murray | 4 | 1 | 0 | 3 | 0 |
| S. Harlow | 1 | 0 | 0 | 0 | 0 |
| T. McSorley | 0 | 0 | 0 | 1 | 0 |
| M. Brown | 1 | 0 | 0 | 0 | 0 |
| R. Hudson | 2 | 0 | 0 | 0 | 0 |
| K. Beachum | 0 | 0 | 0 | 1 | 0 |
| J. Conner | 1 | 0 | 0 | 1 | 0 |
| TEAM | 9 | 1 | 0 | 6 | 0 |
| OPPONENTS | 13 | 5 | 0 | 4 | 0 |

| PUNTING | NO. | YDS | AVG | NET | TB | IN | LG | B |
|------------------|-----------|--------------|-------------|-------------|----------|----------|-----------|----------|
| A. Lee | 23 | 1,079 | 46.9 | 38.8 | 2 | 4 | 62 | 0 |
| TEAM | 23 | 1,079 | 46.9 | 38.8 | 2 | 4 | 62 | 0 |
| OPPONENTS | 22 | 1,094 | 49.7 | 44.8 | 2 | 5 | 66 | 0 |

| PUNT RETURNS | RET | FC | YDS | AVG | LONG | TD |
|------------------|-----------|----------|------------|------------|-----------|----------|
| G. Dortch | 13 | 2 | 69 | 5.3 | 18 | 0 |
| TEAM | 13 | 2 | 69 | 5.3 | 18 | 0 |
| OPPONENTS | 15 | 3 | 146 | 9.7 | 22 | 0 |

| KICKOFF RETURNS | NO. | YDS | AVG | LONG | TD |
|------------------|----------|------------|-------------|-----------|----------|
| E. Benjamin | 7 | 170 | 24.3 | 44 | 0 |
| G. Dortch | 2 | 44 | 22.0 | 25 | 0 |
| TEAM | 9 | 214 | 23.8 | 44 | 0 |
| OPPONENTS | 7 | 138 | 19.7 | 31 | 0 |

| FIELD GOALS | 1-19 | 20-29 | 30-39 | 40-49 | 50+ |
|------------------|------------|------------|------------|------------|------------|
| M. Prater | 0/0 | 1/1 | 3/3 | 2/2 | 0/0 |
| M. Ammendola | 0/0 | 2/2 | 0/0 | 0/1 | 0/0 |
| TEAM | 0/0 | 3/3 | 3/3 | 2/3 | 0/0 |
| OPPONENTS | 0/0 | 4/4 | 4/4 | 2/2 | 3/3 |

2-Pt Conv: Z. Ertz 1, A. Green 1, K. Murray 1, TM 3-5, OPP 0-1



CARDINALS 2022 DEFENSIVE STATS

| POS. | PLAYER | TKL. | AST. | COMB. | TFL | SACKS/SK. YDS. | QH | FR | FF | INT./YDS. | PD |
|---------------|---------------------|------------|------------|------------|-----------|------------------|-----------|----------|----------|-------------|-----------|
| S | Baker, Budda | 27 | 18 | 45 | 0 | 0.0/0.0 | 2 | 0 | 1 | 0/0 | 0 |
| LB | Collins, Zaven | 27 | 14 | 41 | 4 | 2.0/18.0 | 2 | 0 | 1 | 0/0 | 1 |
| S | Thompson, Jalen | 31 | 9 | 40 | 0 | 0.0/0.0 | 1 | 1 | 0 | 1/0 | 4 |
| CB | Wilson, Marco | 18 | 8 | 26 | 1 | 0.0/0.0 | 0 | 0 | 1 | 0/0 | 3 |
| DL | Allen, Zach | 11 | 14 | 25 | 4 | 2.0/20.0 | 9 | 0 | 0 | 0/0 | 5 |
| CB | Murphy Jr., Byron | 18 | 6 | 24 | 3 | 0.5/5.0 | 1 | 2 | 0 | 0/0 | 2 |
| LB | Simmons, Isaiah | 17 | 7 | 24 | 0 | 0.0/0.0 | 1 | 0 | 1 | 0/0 | 2 |
| LB | Golden, Markus | 8 | 8 | 16 | 3 | 1.0/6.0 | 6 | 0 | 0 | 0/0 | 0 |
| LB | Vigil, Nick | 7 | 6 | 13 | 1 | 0.0/0.0 | 0 | 0 | 0 | 0/0 | 1 |
| LB | Gardeck, Dennis | 9 | 3 | 12 | 1 | 1.0/8.0 | 3 | 0 | 1 | 1/24 | 1 |
| DL | Dogbe, Michael | 6 | 6 | 12 | 0 | 0.0/0.0 | 0 | 0 | 0 | 0/0 | 0 |
| LB | Niemann, Ben | 5 | 5 | 10 | 1 | 0.0/0.0 | 0 | 1 | 0 | 0/0 | 0 |
| DL | Lawrence, Rashard | 7 | 2 | 9 | 3 | 0.0/0.0 | 0 | 0 | 1 | 0/0 | 0 |
| DL | Watt, J.J. | 6 | 3 | 9 | 4 | 2.5/23.0 | 4 | 0 | 0 | 0/0 | 3 |
| DL | Fotu, Leki | 3 | 6 | 9 | 0 | 0.0/0.0 | 0 | 0 | 0 | 0/0 | 0 |
| LB | Thomas, Cameron | 1 | 7 | 8 | 1 | 1.0/6.0 | 1 | 0 | 0 | 0/0 | 0 |
| LB | Dimukeje, Victor | 6 | 1 | 7 | 0 | 0.0/0.0 | 1 | 0 | 0 | 0/0 | 0 |
| CB | Whittaker, Jace | 5 | 2 | 7 | 0 | 0.0/0.0 | 0 | 0 | 0 | 0/0 | 1 |
| LB | Vallejo, Tanner | 3 | 3 | 6 | 0 | 0.0/0.0 | 0 | 0 | 0 | 0/0 | 1 |
| LB | Kennard, Devon | 1 | 2 | 3 | 0 | 0.0/0.0 | 1 | 0 | 0 | 0/0 | 0 |
| LB | Turner, Ezekiel | 2 | 0 | 2 | 0 | 0.0/0.0 | 0 | 0 | 1 | 0/0 | 0 |
| DL | Ledbetter, Jonathan | 1 | 1 | 2 | 0 | 0.0/0.0 | 0 | 0 | 0 | 0/0 | 0 |
| CB | Mullen Jr., Trayvon | 1 | 1 | 2 | 0 | 0.0/0.0 | 0 | 0 | 0 | 0/0 | 0 |
| CB | Matthew, Christian | 0 | 2 | 2 | 0 | 0.0/0.0 | 0 | 0 | 0 | 0/0 | 0 |
| S | Banjo, Chris | 1 | 0 | 1 | 0 | 0.0/0.0 | 0 | 1 | 0 | 0/0 | 0 |
| LB | Sanders, Myjai | 1 | 0 | 1 | 1 | 1.0/7.0 | 1 | 0 | 0 | 0/0 | 0 |
| TOTALS | | 222 | 134 | 356 | 27 | 11.0/93.0 | 33 | 5 | 7 | 2/24 | 24 |

| POS. | PLAYER | TKL. | AST. | COMB. | DEFENSIVE SCORES |
|---------------|---------------------|-----------|----------|-----------|--|
| LB | Gardeck, Dennis | 6 | 0 | 6 | INT (0) |
| TE | Anderson, Stephen | 4 | 2 | 6 | FR (2) (4:05) (Shotgun) D.Carr pass short left to H.Renfrow to ARZ 38 for 1 yard (I.Simmons). FUMBLES (I.Simmons), touched at ARZ 39, RECOVERED by ARZ-B.Murphy at ARZ 41. B.Murphy for 59 yards. The Replay Official reviewed the runner broke the plane ruling, and the play was Upheld. The ruling on the field stands. @ LV (09/18/22) |
| LB | Turner, Ezekiel | 2 | 2 | 4 | |
| CB | Hamilton, Antonio | 3 | 0 | 3 | |
| LB | Dimukeje, Victor | 2 | 1 | 3 | |
| LS | Brewer, Aaron | 2 | 0 | 2 | (:59) (Punt formation) M.Dickson up the middle to SEA -4 for -14 yards (E.Turner). FUMBLES (E.Turner), RECOVERED by ARZ-C.Banjo at SEA -4. @ SEA (10/16/22) |
| LB | Vallejo, Tanner | 1 | 1 | 2 | |
| RB | Benjamin, Eno | 1 | 0 | 1 | Safety (0) |
| CB | Mullen Jr., Trayvon | 1 | 0 | 1 | |
| RB | Ward, Jonathan | 1 | 0 | 1 | FR (1) (:59) (Punt formation) M.Dickson up the middle to SEA -4 for -14 yards (E.Turner). FUMBLES (E.Turner), RECOVERED by ARZ-C.Banjo at SEA -4. @ SEA (10/16/22) |
| S | Banjo, Chris | 0 | 1 | 1 | |
| CB | Matthew, Christian | 0 | 1 | 1 | |
| LB | Niemann, Ben | 0 | 1 | 1 | |
| TOTALS | | 23 | 9 | 32 | SPECIAL TEAMS BIG PLAYS |

CARDINALS GAME-BY-GAME OFFENSE



2022 REGULAR SEASON CARDINALS GAME-BY-GAME OFFENSE

| | 09/11 | 09/18 | 09/25 | 10/02 | 10/09 | 10/16 | 10/20 | 10/30 | 11/06 | 11/13 | 11/21 | 11/27 | 12/12 | 12/18 | 12/25 | 01/01 | 01/08 | Totals |
|---------------------|--------|-------|---------|-------|---------|-------|--------|-------|---------|-------|--------|---------|--------|-------|--------|-------|-------|--------|
| | vs. KC | @ LV | vs. LAR | @ CAR | vs. PHI | @ SEA | vs. NO | @ MIN | vs. SEA | @ LAR | vs. SF | vs. LAC | vs. NE | @ DEN | vs. TB | @ ATL | @ SF | |
| FIRST DOWNS | | | | | | | | | | | | | | | | | | |
| Total | 18 | 28 | 23 | 20 | 23 | 15 | | | | | | | | | | | | 127 |
| Rushing | 6 | 11 | 8 | 8 | 7 | 5 | | | | | | | | | | | | 45 |
| Passing | 12 | 13 | 15 | 10 | 16 | 10 | | | | | | | | | | | | 76 |
| Penalty | 0 | 4 | 0 | 2 | 0 | 0 | | | | | | | | | | | | 6 |
| THIRD DOWNS | | | | | | | | | | | | | | | | | | |
| Attempts | 12 | 13 | 18 | 15 | 14 | 16 | | | | | | | | | | | | 88 |
| Converted | 3 | 3 | 6 | 6 | 8 | 4 | | | | | | | | | | | | 30 |
| Percentage | 25.0% | 23.1% | 33.3% | 40.0% | 57.1% | 25.0% | | | | | | | | | | | | 34.1% |
| FOURTH DOWNS | | | | | | | | | | | | | | | | | | |
| Attempts | 4 | 5 | 5 | 2 | 1 | 5 | | | | | | | | | | | | 22 |
| Converted | 3 | 3 | 4 | 0 | 1 | 1 | | | | | | | | | | | | 12 |
| Percentage | 75.0% | 60.0% | 80.0% | 0.0% | 100.0% | 20.0% | | | | | | | | | | | | 54.5% |
| TOT. OFFENSE | | | | | | | | | | | | | | | | | | |
| Net Yards | 282 | 413 | 365 | 338 | 363 | 315 | | | | | | | | | | | | 2,076 |
| Plays | 63 | 78 | 81 | 70 | 69 | 71 | | | | | | | | | | | | 432 |
| Avg./Play | 4.5 | 5.3 | 4.5 | 4.8 | 5.3 | 4.4 | | | | | | | | | | | | 4.8 |
| RUSHING | | | | | | | | | | | | | | | | | | |
| Net Yards | 103 | 143 | 70 | 132 | 124 | 144 | | | | | | | | | | | | 716 |
| Rush. Att. | 22 | 28 | 21 | 37 | 26 | 28 | | | | | | | | | | | | 162 |
| Avg./Att. | 4.7 | 5.1 | 3.3 | 3.6 | 4.8 | 5.1 | | | | | | | | | | | | 4.4 |
| PASSING | | | | | | | | | | | | | | | | | | |
| Net Yards | 179 | 270 | 295 | 206 | 239 | 171 | | | | | | | | | | | | 1,360 |
| Attempts | 38 | 49 | 58 | 32 | 42 | 37 | | | | | | | | | | | | 256 |
| Completions | 24 | 31 | 37 | 23 | 28 | 23 | | | | | | | | | | | | 166 |
| Intercepted | 0 | 1 | 0 | 1 | 1 | 1 | | | | | | | | | | | | 4 |
| Gross Yards | 205 | 277 | 314 | 207 | 250 | 222 | | | | | | | | | | | | 1,475 |
| Sacked | 3.0 | 1.0 | 2.0 | 1.0 | 1.0 | 6.0 | | | | | | | | | | | | 14.0 |
| Yards Lost | 26 | 7 | 19 | 1 | 11 | 51 | | | | | | | | | | | | 115 |
| ADVANCES | | | | | | | | | | | | | | | | | | |
| Rushes | 22 | 28 | 21 | 37 | 26 | 28 | | | | | | | | | | | | 162 |
| Completions | 24 | 31 | 37 | 23 | 28 | 23 | | | | | | | | | | | | 166 |
| Totals | 46 | 59 | 58 | 60 | 54 | 51 | | | | | | | | | | | | 328 |
| Total Drives | 11 | 9 | 9 | 12 | 9 | 11 | | | | | | | | | | | | 61 |
| PENALTIES | | | | | | | | | | | | | | | | | | |
| Number | 5 | 12 | 6 | 7 | 2 | 6 | | | | | | | | | | | | 38 |
| Yards | 49 | 120 | 50 | 61 | 15 | 53 | | | | | | | | | | | | 348 |
| FUMBLES | | | | | | | | | | | | | | | | | | |
| Number | 3 | 0 | 1 | 2 | 0 | 3 | | | | | | | | | | | | 9 |
| Lost | 0 | 0 | 0 | 0 | 0 | 1 | | | | | | | | | | | | 1 |
| PUNTING | | | | | | | | | | | | | | | | | | |
| Yards | 255 | 136 | 160 | 170 | 196 | 162 | | | | | | | | | | | | 1,079 |
| Punts | 5 | 3 | 4 | 3 | 4 | 4 | | | | | | | | | | | | 23 |
| Net Avg. | 42.2 | 38.7 | 29.0 | 40.7 | 43.5 | 38.5 | | | | | | | | | | | | 38.8 |
| Gross Avg. | 51.0 | 45.3 | 40.0 | 56.7 | 49.0 | 40.5 | | | | | | | | | | | | 46.9 |
| SCORING | | | | | | | | | | | | | | | | | | |
| Points | 21 | 29 | 12 | 26 | 17 | 9 | | | | | | | | | | | | 114 |
| Q1 | 0 | 0 | 0 | 0 | 0 | 3 | | | | | | | | | | | | 3 |
| Q2 | 7 | 0 | 6 | 3 | 10 | 0 | | | | | | | | | | | | 26 |
| Q3 | 0 | 7 | 3 | 7 | 0 | 6 | | | | | | | | | | | | 23 |
| Q4 | 14 | 16 | 3 | 16 | 7 | 0 | | | | | | | | | | | | 56 |
| OT | 0 | 6 | 0 | 0 | 0 | 0 | | | | | | | | | | | | 6 |
| TD Rushing | 1 | 2 | 0 | 1 | 1 | 0 | | | | | | | | | | | | 5 |
| TD Passing | 2 | 1 | 0 | 2 | 1 | 0 | | | | | | | | | | | | 6 |
| TD KO Returns | 0 | 0 | 0 | 0 | 0 | 0 | | | | | | | | | | | | 0 |
| TD Punt Returns | 0 | 0 | 0 | 0 | 0 | 0 | | | | | | | | | | | | 0 |
| TD Sp. Teams | 0 | 0 | 0 | 0 | 0 | 1 | | | | | | | | | | | | 1 |
| TD Def. Returns | 0 | 1 | 0 | 0 | 0 | 0 | | | | | | | | | | | | 1 |
| FG Attempts | 0 | 0 | 4 | 2 | 2 | 1 | | | | | | | | | | | | 9 |
| FG Made | 0 | 0 | 4 | 2 | 1 | 1 | | | | | | | | | | | | 8 |
| Safety | 0 | 0 | 0 | 0 | 0 | 0 | | | | | | | | | | | | 0 |
| 2-Pt Attempts | 2 | 2 | 0 | 1 | 0 | 0 | | | | | | | | | | | | 5 |
| 2-Pt Made | 1 | 2 | 0 | 0 | 0 | 0 | | | | | | | | | | | | 3 |
| Time of Possession | 25:18 | 36:22 | 33:56 | 38:35 | 25:21 | 30:44 | | | | | | | | | | | | 31:42 |



CARDINALS GAME-BY-GAME DEFENSE

2022 REGULAR SEASON CARDINALS GAME-BY-GAME DEFENSE

| | 09/11 | 09/18 | 09/25 | 10/02 | 10/09 | 10/16 | 10/20 | 10/30 | 11/06 | 11/13 | 11/21 | 11/27 | 12/12 | 12/18 | 12/25 | 01/01 | 01/08 | Totals |
|---------------------|--------|-------|---------|-------|---------|-------|--------|-------|---------|-------|--------|---------|--------|-------|--------|-------|-------|--------|
| | vs. KC | @ LV | vs. LAR | @ CAR | vs. PHI | @ SEA | vs. NO | @ MIN | vs. SEA | @ LAR | vs. SF | vs. LAC | vs. NE | @ DEN | vs. TB | @ ATL | @ SF | |
| FIRST DOWNS | | | | | | | | | | | | | | | | | | |
| Total | 33 | 20 | 15 | 11 | 24 | 19 | | | | | | | | | | | | 122 |
| Rushing | 7 | 4 | 5 | 3 | 12 | 7 | | | | | | | | | | | | 38 |
| Passing | 22 | 14 | 10 | 8 | 12 | 10 | | | | | | | | | | | | 76 |
| Penalty | 4 | 2 | 0 | 0 | 0 | 2 | | | | | | | | | | | | 8 |
| THIRD DOWNS | | | | | | | | | | | | | | | | | | |
| Attempts | 8 | 11 | 8 | 10 | 13 | 14 | | | | | | | | | | | | 64 |
| Converted | 5 | 6 | 3 | 2 | 6 | 4 | | | | | | | | | | | | 26 |
| Percentage | 62.5% | 54.5% | 37.5% | 20.0% | 46.2% | 28.6% | | | | | | | | | | | | 40.6% |
| FOURTH DOWNS | | | | | | | | | | | | | | | | | | |
| Attempts | 1 | 0 | 0 | 3 | 1 | 1 | | | | | | | | | | | | 6 |
| Converted | 1 | 0 | 0 | 1 | 1 | 0 | | | | | | | | | | | | 3 |
| Percentage | 100.0% | 0 | 0 | 33.3% | 100.0% | 0.0% | | | | | | | | | | | | 50.0% |
| TOT. OFFENSE | | | | | | | | | | | | | | | | | | |
| Net Yards | 488 | 324 | 339 | 220 | 357 | 296 | | | | | | | | | | | | 2,024 |
| Plays | 66 | 61 | 46 | 51 | 71 | 66 | | | | | | | | | | | | 361 |
| Avg./Play | 7.4 | 5.3 | 7.4 | 4.3 | 5.0 | 4.5 | | | | | | | | | | | | 5.6 |
| RUSHING | | | | | | | | | | | | | | | | | | |
| Net Yards | 128 | 80 | 100 | 40 | 139 | 136 | | | | | | | | | | | | 623 |
| Rush. Att. | 27 | 21 | 20 | 13 | 33 | 30 | | | | | | | | | | | | 144 |
| Avg./Att. | 4.7 | 3.8 | 5.0 | 3.1 | 4.2 | 4.5 | | | | | | | | | | | | 4.3 |
| PASSING | | | | | | | | | | | | | | | | | | |
| Net Yards | 360 | 244 | 239 | 180 | 218 | 160 | | | | | | | | | | | | 1,401 |
| Attempts | 39 | 39 | 25 | 36 | 36 | 31 | | | | | | | | | | | | 206 |
| Completions | 30 | 25 | 18 | 22 | 26 | 20 | | | | | | | | | | | | 141 |
| Intercepted | 0 | 0 | 0 | 2 | 0 | 0 | | | | | | | | | | | | 2 |
| Gross Yards | 360 | 252 | 249 | 197 | 239 | 197 | | | | | | | | | | | | 1,494 |
| Sacked | 0.0 | 1.0 | 1.0 | 2.0 | 2.0 | 5.0 | | | | | | | | | | | | 11.0 |
| Yards Lost | 0 | 8 | 10 | 17 | 21 | 37 | | | | | | | | | | | | 93 |
| ADVANCES | | | | | | | | | | | | | | | | | | |
| Rushes | 27 | 21 | 20 | 13 | 33 | 30 | | | | | | | | | | | | 144 |
| Completions | 30 | 25 | 18 | 22 | 26 | 20 | | | | | | | | | | | | 141 |
| Totals | 57 | 46 | 38 | 35 | 59 | 50 | | | | | | | | | | | | 285 |
| Total Drives | 10 | 9 | 10 | 11 | 9 | 12 | | | | | | | | | | | | 61 |
| PENALTIES | | | | | | | | | | | | | | | | | | |
| Number | 3 | 10 | 6 | 6 | 3 | 6 | | | | | | | | | | | | 34 |
| Yards | 25 | 68 | 35 | 76 | 30 | 44 | | | | | | | | | | | | 278 |
| FUMBLES | | | | | | | | | | | | | | | | | | |
| Number | 5 | 2 | 1 | 2 | 1 | 2 | | | | | | | | | | | | 13 |
| Lost | 1 | 1 | 1 | 1 | 0 | 1 | | | | | | | | | | | | 5 |
| PUNTING | | | | | | | | | | | | | | | | | | |
| Yards | 108 | 161 | 135 | 209 | 188 | 293 | | | | | | | | | | | | 1,094 |
| Punts | 2 | 3 | 3 | 4 | 4 | 6 | | | | | | | | | | | | 22 |
| Net Avg. | 44.5 | 46.7 | 41.0 | 49.3 | 44.5 | 43.0 | | | | | | | | | | | | 44.8 |
| Gross Avg. | 54.0 | 53.7 | 45.0 | 52.3 | 47.0 | 48.8 | | | | | | | | | | | | 49.7 |
| SCORING | | | | | | | | | | | | | | | | | | |
| Points | 44 | 23 | 20 | 16 | 20 | 19 | | | | | | | | | | | | 142 |
| Q1 | 14 | 7 | 10 | 0 | 7 | 3 | | | | | | | | | | | | 41 |
| Q2 | 9 | 13 | 3 | 10 | 7 | 6 | | | | | | | | | | | | 48 |
| Q3 | 14 | 3 | 7 | 0 | 3 | 3 | | | | | | | | | | | | 30 |
| Q4 | 7 | 0 | 0 | 6 | 3 | 7 | | | | | | | | | | | | 23 |
| OT | 0 | 0 | 0 | 0 | 0 | 0 | | | | | | | | | | | | 0 |
| TD Rushing | 1 | 0 | 2 | 0 | 2 | 1 | | | | | | | | | | | | 6 |
| TD Passing | 5 | 2 | 0 | 1 | 0 | 0 | | | | | | | | | | | | 8 |
| TD KO Returns | 0 | 0 | 0 | 0 | 0 | 0 | | | | | | | | | | | | 0 |
| TD Punt Returns | 0 | 0 | 0 | 0 | 0 | 0 | | | | | | | | | | | | 0 |
| TD Sp. Teams | 0 | 0 | 0 | 0 | 0 | 0 | | | | | | | | | | | | 0 |
| TD Def. Returns | 0 | 0 | 0 | 1 | 0 | 0 | | | | | | | | | | | | 1 |
| FG Attempts | 1 | 3 | 2 | 1 | 2 | 4 | | | | | | | | | | | | 13 |
| FG Made | 1 | 3 | 2 | 1 | 2 | 4 | | | | | | | | | | | | 13 |
| Safety | 0 | 0 | 0 | 0 | 0 | 0 | | | | | | | | | | | | 0 |
| 2-Pt Attempts | 0 | 0 | 0 | 1 | 0 | 0 | | | | | | | | | | | | 1 |
| 2-Pt Made | 0 | 0 | 0 | 0 | 0 | 0 | | | | | | | | | | | | 0 |
| Time of Possession | 34:42 | 29:47 | 26:04 | 21:25 | 34:39 | 29:16 | | | | | | | | | | | | 29:18 |



RUSHING

200 Yards Rushing

By Cardinals: 228, Beanie Wells at St. Louis, Nov. 27, 2011 (27 att., 1 TD)
By Opponent: 228, Clinton Portis at Denver, Dec. 29, 2002 (24 att., 2 TD)

150 Yards Rushing

By Cardinals: 164, Kenyan Drake at Dallas, Oct. 19, 2020 (20 att., 2 TD)
By Opponent: 190, Rashaad Penny vs. Seattle, Jan. 9, 2022 (23 att., 1 TD)

100 Yards Rushing

By Cardinals: 100, Kyler Murray at Seattle Oct. 16, 2022 (10 att., 0 TD)
By Opponent: 190, Rashaad Penny vs. Seattle, Jan. 9, 2022 (23 att., 1 TD)

Two 100-Yard Rushers

By Cardinals: 126 yards, Ottis Anderson/102 yards, Wayne Morris at New Orleans, Oct. 5, 1980
By Opponent: 128 yards, Marshawn Lynch/108 yards, Robert Turbin at Seattle, Dec. 9, 2012

Four Rushing Touchdowns

By Cardinals: Kenyan Drake vs. Cleveland, Dec. 15, 2019 (5, 1, 1, 17 yards)
By Opponent: Shaun Alexander at Seattle, Sep. 25, 2005 (25, 1, 1, 1 yards)

Three Rushing Touchdowns

By Cardinals: Kenyan Drake (4) vs. Cleveland, Dec. 15, 2019 (5, 1, 1, 17 yards)
By Opponent: Todd Gurley at LA Rams, Sep. 16, 2018 (11, 1, 2 yards)

Two Rushing Touchdowns

By Cardinals: James Conner vs. LA Rams, Dec. 13, 2021 (1, 8 yards)
By Opponent: Jalen Hurts vs. Philadelphia, Oct. 9, 2022 (1, 1 yards)

PASSING

500 Yards Passing

By Cardinals: 522, Boomer Esiason at Washington, Nov. 10, 1996-OT (35 comp., 59 att.)
By Opponent: Never happened

400 Yards Passing

By Cardinals: 400, Kyler Murray vs. Minnesota, Sep. 19, 2021 (29 comp., 36 att.)
By Opponent: 424, Jared Goff vs. LA Rams, Dec. 1, 2019 (32 comp., 43 att.)

300 Yards Passing

By Cardinals: 314, Kyler Murray vs. LA Rams, Sep. 25, 2022 (37 comp., 58 att.)
By Opponent: 360, Patrick Mahomes vs. Kansas City, Sep. 11, 2022 (30 comp., 39 att.)

Six Touchdown Passes

By Cardinals: Charley Johnson vs. New Orleans, Nov. 2, 1969 (32, 14, 28, 31, 26, 14 yards)
By Opponent: Brett Favre at NY Jets, Sep. 28, 2008 (12, 34, 2, 17, 40, 24 yards)

Five Touchdown Passes

By Cardinals: Kurt Warner at Chicago, Nov. 8, 2009 (11, 6, 17, 15, 4 yards)
By Opponent: Patrick Mahomes vs. Kansas City, Sep. 11, 2022 (9, 3, 4, 1, 2 yards)

Four Touchdown Passes

By Cardinals: Kyler Murray at Cleveland, Oct. 17, 2021 (21, 13, 9, 14 yards)
By Opponent: Patrick Mahomes vs. Kansas City, Sep. 11, 2022 (9, 3, 4, 1, 2 yards)

Three Touchdown Passes

By Cardinals: Kyler Murray vs. Houston, Oct. 24, 2021 (1, 5, 47 yards)
By Opponent: Patrick Mahomes vs. Kansas City, Sep. 11, 2022 (9, 3, 4, 1, 2 yards)

RECEIVING

200 Yards Receiving

By Cardinals: 217, Anquan Boldin at Detroit, Sep. 7, 2003 (10 rec., 2 TD)
By Opponent: 200, Tyler Lockett vs. Seattle, Oct. 25, 2020 (15 rec., 3 TD)

150 Yards Receiving

By Cardinals: 169, DeAndre Hopkins vs. Philadelphia, Dec. 20, 2020 (9 rec., 1 TD)
By Opponent: 200, Tyler Lockett vs. Seattle, Oct. 25, 2020 (15 rec., 3 TD)

100 Yards Receiving

By Cardinals: 140, Marquise Brown vs. LA Rams, Sep. 25, 2022 (14 rec.)
By Opponent: 121, Travis Kelce vs. Kansas City, Sep. 11, 2022 (8 rec., 1 TD)

Two 100-Yard Receivers

By Cardinals: 112, A.J. Green (5 rec.), 104, Christian Kirk (7 rec.) at Jacksonville, Sep. 26, 2021
By Opponent: 172, Robert Woods (13 rec.), 107, Tyler Higbee (7 rec., 1 TD) vs. LA Rams, Dec. 1, 2019

Four Receiving Touchdowns

By Cardinals: Roy Green vs. Seattle, Nov. 13, 1983 (15, 23, 7, 63 yards)
By Opponent: Earnest Gray vs. NY Giants, Sep. 7, 1980 (10, 37, 42, 20 yards)

Three Receiving Touchdowns

By Cardinals: Christian Kirk at Tampa Bay, Nov. 10, 2019 (33, 69, 15 yards)
By Opponent: Tyler Lockett vs. Seattle, Oct. 25, 2020 (3, 47, 3 yards)

Two Receiving Touchdowns

By Cardinals: Antoine Wesley at Dallas, Jan. 2, 2022 (1, 19 yards)
By Opponent: Clyde Edwards-Helaire, Sep. 11, 2022 (3, 4 yards)

10 or More Receptions in a Game

By Cardinals: Marquise Brown (14 for 140 yards) vs. LA Rams, Sep. 25, 2022
By Opponent: DeVonta Smith (10 for 87 yards) vs. Philadelphia, Oct. 9, 2022

COMBOS

100-Yard Rusher/100-Yard Receiver

By Cardinals: Kenyan Drake, 100 rushing yards/DeAndre Hopkins, 127 receiving yards vs. Buffalo, Nov. 15, 2020
By Opponent: Latavius Murray, 102 rushing yards/Michael Thomas, 112 receiving yards at New Orleans, Oct. 27, 2019

100-Yard Rusher/Two 100-Yard Receivers

By Cardinals: Johnny Johnson, 103 rushing yards/Ernie Jones, 117 receiving yards/Roy Green, 120 receiving yards vs. Green Bay, Nov. 18, 1990
By Opponent: Marshawn Lynch, 113 rushing yards/Luke Willson, 139 receiving yards/Doug Baldwin, 113 receiving yards vs. Seattle, Dec. 21, 2014

100-Yard Rusher/100-Yard Receiver/300-Yard Passer

By Cardinals: Chris Johnson, 109 rushing yards/Michael Floyd, 106 receiving yards/Carson Palmer 374 passing yards at Cleveland, Nov. 1, 2015
By Opponent: Latavius Murray, 102 rushing yards/Michael Thomas, 112 receiving yards/Drew Brees, 373 passing yards at New Orleans, Oct. 27, 2019

Two 100-Yard Receivers/300-Yard Passer

By Cardinals: A.J. Green, 112; Christian Kirk, 104; Kyler Murray, 316, at Jacksonville, Sep. 26, 2021
By Opponent: Robert Woods, 172; Tyler Higbee, 107; Jared Goff, 424 vs. LA Rams, Dec. 1, 2019

SCORING

Four Total Touchdowns

By Cardinals: Kenyan Drake vs. Cleveland, Dec. 15, 2019 (4 rush)
By Opponent: Brian Westbrook at Philadelphia, Nov. 27, 2008 (2 rush, 2 rec.)

Three Total Touchdowns

By Cardinals: James Conner at San Francisco, Nov. 7, 2021 (2 rush, 1 rec.)
By Opponent: Tyler Lockett vs. Seattle, Oct. 25, 2020 (3 rec.)

Two-Point Conversion

By Cardinals: A.J. Green reception at Las Vegas, Sept. 18, 2022
By Opponent: Cedrick Wilson reception at Dallas, Jan. 2, 2022

Multiple Two-Point Conversions

By Cardinals: Kyler Murray run; A.J. Green reception at Las Vegas, Sept. 18, 2022
By Opponent: Todd Gurley run (2x); Malcolm Brown reception vs. LA Rams Sep. 16, 2018

Safety

By Cardinals: Intentional grounding by Jalen Hurts in end zone vs. Philadelphia, Dec. 20, 2020
By Opponent: Intentional grounding by Kyler Murray in end zone vs. Indianapolis, Dec. 25, 2021

KICKING

Six Field Goals

By Cardinals: Neil Rackers vs. San Francisco, Oct. 2, 2005 (40, 45, 48, 23, 43, 24 yards)
By Opponent: Never happened

Five Field Goals

By Cardinals: Phil Dawson at Washington, Dec. 17, 2017 (40, 35, 19, 34, 32 yards)
By Opponent: Robbie Gould vs. San Francisco, Oct. 1, 2017 (49, 39, 47, 48, 23 yards)

Four Field Goals

By Cardinals: Matt Prater vs. LA Rams, Sep. 25, 2022 (23, 43, 49, 31 yards)
By Opponent: Jason Myers at Seattle, Oct. 16, 2021 (39, 27, 34, 32 yards)

Three Field Goals

By Cardinals: Matt Prater vs. LA Rams, Sep. 25, 2022 (23, 43, 49, 31 yards)
By Opponent: Jason Myers at Seattle, Oct. 16, 2022 (39, 27, 34, 32 yards)



THE LAST TIME - REGULAR SEASON

Missed Point-After-Touchdown

By Cardinals: Matt Ammendola at Seattle, Oct. 16, 2022 (wide left)
By Opponent: Justin Reid vs. Kansas City, Sep. 11, 2022 (wide right)

Blocked Punt

By Cardinals: Ezekiel Turner vs. Philadelphia, Dec. 20, 2020 (Cameron Johnston punt)
By Opponent: Michael Thomas at NY Giants, Oct. 20, 2019 (Andy Lee Punt)

Blocked Punt Return For Touchdown

By Cardinals: Dennis Gardeck (Cameron Malveaux block) at Seattle, Dec. 30, 2018, 0 yards (Michael Dickson punt)
By Opponent: Elijah Penny (Michael Thomas block) at NY Giants, Oct. 20, 2019, 0 yards (Andy Lee punt)

Blocked Field Goal Attempt

By Cardinals: Rodney Gunter at Seattle, Dec. 24, 2016 (Steven Hauschka 45-yard attempt)
By Opponent: A'Shawn Robinson at LA Rams, Jan. 3, 2021 (Mike Nugent 37-yard attempt)

Blocked Field Goal Attempt For Touchdown

By Cardinals: Justin Bethel (Adrian Wilson block) vs. Chicago, Dec. 23, 2012, 82 yards (Olindo Mare kick)
By Opponent: Mike Bass (Verlon Biggs block) at Washington, Sep. 24, 1972, 32 yards (Jim Bakken kick)

RETURNS

Punt Return For Touchdown

By Cardinals: Ted Ginn, Jr. at NY Giants, Sep. 14, 2014, 71 yards (Steve Weatherford punt)
By Opponent: Dontae Johnson vs. Pittsburgh, Dec. 8, 2019, 85 yards (Andy Lee punt)

Kickoff Return For Touchdown

By Cardinals: David Johnson at Chicago, Sep. 20, 2015, 108 yards (Robbie Gould kickoff)
By Opponent: Tyler Lockett at Seattle, Dec. 31, 2017, 99 yards (Phil Dawson kickoff)

Interception Return For Touchdown

By Cardinals: Byron Murphy Jr. at Jacksonville, Sep. 26, 2021 (29 yards, Trevor Lawrence pass)
By Opponent: Frankie Luvu at Carolina, Oct. 2, 2022 (33 yards, Kyler Murray pass)

Fumble Return For Touchdown

By Cardinals: Chris Banjo at Seattle, Oct. 16, 2022 (fumble recovery in end zone on punt attempt, Matt Dickson fumble)
By Opponent: Shaq Lawson vs. Miami, Nov. 8, 2020, 36 yards (Kyler Murray fumble)

DEFENSE

Four Interceptions

By Cardinals: Kwamie Lassiter vs. San Diego, Dec. 27, 1998
By Opponent: Never happened

Three Interceptions

By Cardinals: Antrel Rolle at Cincinnati, Nov. 18, 2007
By Opponent: Marcus Trufant at Seattle, Dec. 9, 2007

Two Interceptions

By Cardinals: Byron Murphy Jr. at Jacksonville, Sep. 26, 2021
By Opponent: Joe Haden vs. Pittsburgh, Dec. 8, 2019

Two Interceptions By Teammates

By Cardinals: At Washington, Oct. 16, 1994 (Aeneas Williams and James Williams)
By Opponent: At Seattle, Dec. 9, 2012 (Richard Sherman and Bobby Wagner)

Four Quarterback Sacks

By Cardinals: Chandler Jones (5.0) at Tennessee, Sep. 12, 2021
By Opponent: Cameron Wake (4.5) vs. Miami, Sep. 30, 2012

Three Quarterback Sacks

By Cardinals: Markus Golden at San Francisco, Nov. 7, 2021
By Opponent: Aaron Donald vs. LA Rams, Dec. 13, 2021

Two Quarterback Sacks By Teammates

By Cardinals: at Cleveland, Oct. 17, 2021 (Markus Golden 2.0, Jordan Hicks 2.0)
By Opponent: vs. Carolina, Sep. 22, 2019 (Mario Addison 3.0, Christian Miller 2.0)

Two Opponent Fumble Recoveries

By Cardinals: Jordan Hicks at San Francisco, Nov. 7, 2021
By Opponent: J.J. Watt vs. Houston, Nov. 10, 2013

TEAM SCORING

50 Points Scored By Team

By Cardinals: St. Louis 56 at Minnesota 14, Oct. 6, 1963
By Opponent: Arizona 0 at Seattle 58, Dec. 9, 2012

40 Points Scored By Team

By Cardinals: Arizona 44, at LA Rams 6, Jan. 1, 2017
By Opponent: Arizona 21, vs. Kansas City 44, Sep. 11, 2022

20 First-Quarter Points

By Cardinals: 21 vs. San Francisco, Sep. 10, 2006
By Opponent: 21 vs. Denver, Oct. 18, 2018

20 Second-Quarter Points

By Cardinals: 21 at Dallas, Oct. 19, 2020
By Opponent: 20 vs. Philadelphia, Dec. 20, 2020

20 Third-Quarter Points

By Cardinals: 21 vs. Green Bay, Dec. 27, 2015
By Opponent: 21 at San Francisco, Jan. 2, 2011

20 Fourth-Quarter Points

By Cardinals: 20 at Seattle, Dec. 24, 2016
By Opponent: 21 vs. LA Rams, Dec. 6, 2020

30 One-Half Points

By Cardinals: 31 in first half vs. San Francisco, Sep. 27, 2015
By Opponent: 35 in first half vs. Denver, Oct. 18, 2018

Score Touchdown In Each Quarter

By Cardinals: at Cleveland, Oct. 17, 2021 (7, 16, 7, 7 points)
By Opponent: vs. Kansas City, Sep. 11 2022 (14, 9, 14, 7 points)

OFFENSE

500 Yards Total Offense

By Cardinals: 503 vs. Minnesota, Sep. 19, 2021
By Opponent: 572 vs. Seattle, Oct. 25, 2020

No Sacks/No Interceptions Allowed

By Cardinals: vs. Indianapolis, Dec. 25, 2021
By Opponent: vs. Kansas City, Sep. 11, 2022

DEFENSE

Shutout

By Cardinals: Arizona 23, vs. NY Giants 0, Dec. 24, 2017 (State Farm Stadium)
By Opponent: Arizona 0, at LA Rams 34, Sep. 16, 2018 (Los Angeles Memorial Coliseum)

Shutout At Home

By Cardinals: Arizona 23, vs. NY Giants 0, Dec. 24, 2017 (State Farm Stadium)
By Opponent: Arizona 0, vs. Seattle 38, Sep. 14, 2003 (Sun Devil Stadium)

Shutout On The Road

By Cardinals: Arizona 38, at Dallas 0, Nov. 16, 1970 (Cotton Bowl)
By Opponent: Arizona 0, at LA Rams 34, Sep. 16, 2018 (Los Angeles Memorial Coliseum)

MISCELLANEOUS

Overtime Win At Home

By Cardinals: vs. Seattle, Oct. 25, 2020, 37-34 (State Farm Stadium)
By Opponent: Oct. 14, 2012 vs. Buffalo, 19-16 (State Farm Stadium)

Overtime Win On The Road

By Cardinals: Sep. 18, 2022 at Las Vegas, 29-23 (Allegiant Stadium)
By Opponent: Nov. 7, 2010 at Minnesota, 27-24 (Metrodome)

10 Or More Penalties

By Cardinals: 12, at Las Vegas, Sep. 18, 2022 (120 yards)
By Opponent: 10, at Las Vegas, Sep. 18, 2022 (68 yards)

Tie Game

By Cardinals: Sep. 8, 2019 vs. Detroit, 27-27

Over 40:00 Time of Possession (Non-OT)

By Cardinals: 40:22 at Seattle, Nov. 21, 2021
By Opponent: 40:12 at San Francisco, Oct. 7, 2018

CARDINALS MISCELLANEOUS STATS



| | | | | | |
|---|-----|-----------------------|-----|---|-----|
| Season Record..... | 2-4 | At Home..... | 0-3 | When won coin toss..... | 1-1 |
| In NFC West Games..... | 0-2 | On the Road..... | 2-1 | When lost coin toss..... | 1-3 |
| In NFC East Games..... | 0-1 | Outdoors..... | 1-1 | When scored first..... | 0-1 |
| In NFC North Games..... | 0-0 | Indoors..... | 1-3 | When opp. scores first..... | 2-3 |
| In NFC South Games..... | 1-0 | On Natural Grass..... | 1-3 | In overtime games..... | 1-0 |
| In September..... | 1-2 | | | When Cards out-rushed opponent..... | 2-1 |
| In October..... | 1-2 | | | When Cards out-passed opponent..... | 2-3 |
| In November..... | 0-0 | | | | |
| In December..... | 0-0 | | | While wearing white jersey/white pants..... | 1-1 |
| In January..... | 0-0 | | | While wearing white jersey/red pants..... | 0-0 |
| | | | | While wearing red jersey/white pants..... | 0-1 |
| With roof open at State Farm Stadium..... | 0-0 | | | While wearing red jersey/red pants..... | 1-1 |
| With roof closed at State Farm Stadium..... | 0-3 | | | While wearing black jersey/white-black pants..... | 0-1 |
| When Yielding 20 Points or Less..... | 1-3 | | | | |
| When Scoring 20 Points or More..... | 2-1 | | | When Tied at Halftime..... | 0-0 |
| When Led at Halftime..... | 0-0 | | | When Led at the End of 3 rd Quarter..... | 0-0 |
| When Trailed at Halftime..... | 2-4 | | | When Trailed at the End of 3 rd Quarter..... | 1-4 |
| | | | | When Tied at the End of 3 rd Quarter..... | 1-0 |
| When Arizona had a 100-yd rusher..... | 0-1 | | | | |
| When opp. had a 100-yd rusher..... | 0-0 | | | When Arizona had a 300-yard passer..... | 0-1 |
| When Arizona had a 100-yd receiver..... | 0-1 | | | When opponent had a 300-yard passer..... | 0-1 |
| When opp. had a 100-yd receiver..... | 0-1 | | | When Arizona won turnover margin..... | 1-2 |
| | | | | When opponent won turnover margin..... | 0-2 |

Booth Initiated Reviews

| Date | Opp | Explanation | Result |
|-------|---------|---|----------|
| 9-11 | vs. KC | Reviewed the pass completion ruling for ARZ WR Greg Dortch-(Incomplete) | Reversed |
| 9-18 | @ LV | Reviewed the runner broke the plane ruling for ARZ WR Marquise Brown-(Short of goal line) | Reversed |
| | | Reviewed the pass completion ruling for ARZ WR A.J. Green-(Incomplete) | Reversed |
| | | Reviewed the pass completion ruling for ARZ WR A.J. Green | Upheld |
| | | Reviewed the runner broke the plane ruling for ARZ CB Byron Murphy Jr. | Upheld |
| 10-9 | vs. PHI | Reviewed the interception ruling for ARZ S Jalen Thompson-(Incomplete) | Reversed |
| 10-16 | @ SEA | Reviewed the incomplete pass ruling for SEA TE Noah Fant | Upheld |

Arizona Instant Replay Challenges (0-0)

| Date | Opp | Explanation | Result |
|------|-----|-------------|--------|
|------|-----|-------------|--------|

Opponent Instant Replay Challenges (0-0)

| Date | Opp | Explanation | Result |
|------|-----|-------------|--------|
|------|-----|-------------|--------|

Overtime Scoring Plays (1-0)

| Date | Opp | Play |
|------|------|---|
| 9-18 | @ LV | CB Byron Murphy Jr. 59-yard fumble return for a touchdown |

Arizona Defensive Touchdowns

| Date | Opp | Play |
|-------|-------|---|
| 9-18 | @ LV | CB Byron Murphy Jr. 59-yard fumble return for a touchdown |
| 10-16 | @ SEA | S Chris Banjo recovers fumble by SEA P Michael Dickson in endzone for a touchdown |

Arizona Return Touchdowns

| Date | Opp | Play |
|------|-----|------|
|------|-----|------|



CARDINALS MISCELLANEOUS STATS

Arizona Two-Point Conversion Attempts (3-5)

| Date | Opp | Play |
|-------------|------------|---|
| 9-11 | vs. KC | Pass attempt from QB Kyler Murray to TE Zach Ertz is successful Pass attempt from QB Kyler Murray to WR A.J. Green is incomplete |
| 9-18 | @ LV | Run by Kyler Murray is successful |
| 10-2 | @ CAR | Pass attempt from QB Kyler Murray to WR A.J. Green is successful QB Kyler Murray is sacked |

Arizona Onside Kick Attempts/Recoveries (0-1)

| Date | Opp | Play |
|-------------|------------|---|
| 9-25 | vs. LAR | K Matt Prater onside kick is recovered by LAR TE Tyler Higbee |

CARDINALS SCORING DRIVES



CARDINALS 2022 REGULAR SEASON SCORING DRIVES

| DATE | OPPONENT | ACQUIRED | DRIVE START | PLAYS | YARDS | Q | TIME | FIRST DOWNS | SCORING PLAY | ARI | OPP |
|------------|------------------|--------------|-------------|-------------|-------------|----|-------------|-------------|--|-----|-----|
| 09/11 | Kansas City | Kickoff | ARI 25 | 11 | 75 | Q1 | 5:15 | 6 | Q2: J. Conner: 2-yard run | 7 | 14 |
| | | Kickoff | ARI 25 | 14 | 75 | Q3 | 6:04 | 5 | Q4: M. Brown: 6-yard pass from K. Murray | 15 | 37 |
| | | Kickoff | KC 48 | 6 | 48 | Q4 | 2:28 | 3 | Murray Z. Ertz: 6-yard pass from K. Murray | 21 | 44 |
| 09/18 | at Las Vegas | Punt | ARI 21 | 11 | 79 | Q3 | 5:27 | 5 | G. Dortch: 5-yard pass from K. Murray | 7 | 20 |
| | | Punt | ARI 46 | 9 | 54 | Q4 | 3:54 | 4 | Murray | 15 | 23 |
| | | Punt | ARI 27 | 18 | 73 | Q4 | 4:43 | 8 | D. Williams: 1-yard run K. Murray: 3-yard run | 23 | 23 |
| 09/25 | L.A. Rams | Punt | ARI 30 | 19 | 65 | Q2 | 9:30 | 5 | M. Prater: 23-yard FG | 3 | 13 |
| | | Punt | ARI 28 | 8 | 47 | Q2 | 0:46 | 3 | M. Prater: 43-yard FG | 6 | 13 |
| | | Punt | ARI 11 | 16 | 58 | Q3 | 7:47 | 4 | M. Prater: 49-yard FG | 9 | 13 |
| | | Fumble | ARI 3 | 17 | 84 | Q4 | 5:32 | 6 | M. Prater: 31-yard FG | 12 | 20 |
| 10/02 | at Carolina | Fumble | ARI 35 | 8 | 50 | Q2 | 3:19 | 2 | M. Prater: 33-yard FG | 3 | 7 |
| | | Punt | ARI 11 | 9 | 89 | Q3 | 5:08 | 5 | Z. Ertz: 2-yard pass from K. Murray | 10 | 10 |
| | | Punt | ARI 22 | 15 | 57 | Q3 | 9:26 | 6 | Q4: M. Prater: 39-yard FG | 13 | 10 |
| | | Interception | CAR 5 | 2 | 5 | Q4 | 0:42 | 1 | K. Murray: 4-yard run | 20 | 10 |
| | | Downs | CAR 31 | 3 | 31 | Q4 | 1:36 | 1 | M. Brown: 23-yard pass from K. Murray | 26 | 10 |
| 10/09 | Philadelphia | Punt | ARI 43 | 6 | 57 | Q2 | 2:16 | 3 | M. Brown: 25-yard pass from K. Murray | 7 | 14 |
| | | Punt | ARI 7 | 16 | 91 | Q2 | 3:22 | 5 | Murray | 10 | 14 |
| | | Punt | ARI 10 | 12 | 90 | Q3 | 5:37 | 6 | M. Ammendola: 20-yard FG Q4: E. Benjamin: 11-yard run | 17 | 17 |
| 10/16 | at Seattle | Kickoff | ARI 19 | 10 | 76 | Q1 | 4:40 | 2 | M. Ammendola: 23-yard FG | 3 | 0 |
| 10/20 | New Orleans | -- | -- | -- | -- | -- | -- | -- | -- | -- | |
| 10/30 | at Minnesota | -- | -- | -- | -- | -- | -- | -- | -- | -- | |
| 11/06 | Seattle | -- | -- | -- | -- | -- | -- | -- | -- | -- | |
| 11/13 | at L.A. Rams | -- | -- | -- | -- | -- | -- | -- | -- | -- | |
| 11/21 | San Francisco | -- | -- | -- | -- | -- | -- | -- | -- | -- | |
| 11/27 | L.A. Chargers | -- | -- | -- | -- | -- | -- | -- | -- | -- | |
| 12/12 | New England | -- | -- | -- | -- | -- | -- | -- | -- | -- | |
| 12/18 | at Denver | -- | -- | -- | -- | -- | -- | -- | -- | -- | |
| 12/25 | Tampa Bay | -- | -- | -- | -- | -- | -- | -- | -- | -- | |
| 01/01 | at Atlanta | -- | -- | -- | -- | -- | -- | -- | -- | -- | |
| 01/08 | at San Francisco | -- | -- | -- | -- | -- | -- | -- | -- | -- | |
| AVG | | | | 11.1 | 63.4 | | 4:36 | 4.2 | | | |



CARDINALS DEFENSIVE SUMMARIES

SEPTEMBER 11, 2022 CARDINALS VS. KANSAS CITY CHIEFS L 44-21

| TOP TACKLERS | | SACKS | | INTS | | FORCED FUMBLES | | RECOVERED FUMBLES | |
|--------------|-----|--------|-----|--------|-----|----------------|-----|-------------------|-----|
| PLAYER | NO. | PLAYER | NO. | PLAYER | NO. | PLAYER | NO. | PLAYER | NO. |
| B. Baker | 13 | | | | | D. Gardeck | 1 | B. Murphy Jr. | 1 |
| J. Thompson | 9 | | | | | R. Lawrence | 1 | | |
| Z. Collins | 7 | | | | | M. Wilson | 1 | | |
| M. Dogbe | 5 | | | | | | | | |
| M. Wilson | 5 | | | | | | | | |

SEPTEMBER 18, 2022 CARDINALS @ LAS VEGAS RAIDERS W 29-23 (OT)

| TOP TACKLERS | | SACKS | | INTS | | FORCED FUMBLES | | RECOVERED FUMBLES | |
|--------------|-----|---------|-----|--------|-----|----------------|-----|-------------------|-----|
| PLAYER | NO. | PLAYER | NO. | PLAYER | NO. | PLAYER | NO. | PLAYER | NO. |
| J. Thompson | 10 | J. Watt | 1.0 | | | Z. Collins | 1 | B. Murphy Jr. | 1 |
| Z. Collins | 8 | | | | | I. Simmons | 1 | | |
| B. Baker | 6 | | | | | | | | |
| N. Vigil | 5 | | | | | | | | |
| D. Gardeck | 4 | | | | | | | | |

SEPTEMBER 25, 2022 CARDINALS VS. LOS ANGELES RAMS L 20-12

| TOP TACKLERS | | SACKS | | INTS | | FORCED FUMBLES | | RECOVERED FUMBLES | |
|---------------|-----|---------|-----|--------|-----|----------------|-----|-------------------|-----|
| PLAYER | NO. | PLAYER | NO. | PLAYER | NO. | PLAYER | NO. | PLAYER | NO. |
| B. Baker | 8 | J. Watt | 1.0 | | | B. Baker | 1 | J. Thompson | 1 |
| J. Thompson | 7 | | | | | | | | |
| Z. Collins | 4 | | | | | | | | |
| B. Murphy Jr. | 4 | | | | | | | | |
| Z. Allen | 3 | | | | | | | | |

OCTOBER 2, 2022 CARDINALS @ CAROLINA PANTHERS W 26-16

| TOP TACKLERS | | SACKS | | INTS | | FORCED FUMBLES | | RECOVERED FUMBLES | |
|--------------|-----|------------|-----|-------------|-----|----------------|-----|-------------------|-----|
| PLAYER | NO. | PLAYER | NO. | PLAYER | NO. | PLAYER | NO. | PLAYER | NO. |
| Z. Collins | 8 | Z. Allen | 1.0 | D. Gardeck | 1 | | | B. Niemann | 1 |
| Z. Allen | 6 | D. Gardeck | 1.0 | J. Thompson | 1 | | | | |
| B. Baker | 5 | | | | | | | | |
| M. Golden | 4 | | | | | | | | |
| B. Niemann | 3 | | | | | | | | |

OCTOBER 9, 2022 CARDINALS VS. PHILADELPHIA EAGLES L 20-17

| TOP TACKLERS | | SACKS | | INTS | | FORCED FUMBLES | | RECOVERED FUMBLES | |
|---------------|-----|---------------|-----|--------|-----|----------------|-----|-------------------|-----|
| PLAYER | NO. | PLAYER | NO. | PLAYER | NO. | PLAYER | NO. | PLAYER | NO. |
| I. Simmons | 13 | Z. Allen | 1.0 | | | | | | |
| B. Murphy Jr. | 9 | B. Murphy Jr. | 0.5 | | | | | | |
| Z. Allen | 8 | J. Watt | 0.5 | | | | | | |
| M. Wilson | 8 | | | | | | | | |
| B. Baker | 7 | | | | | | | | |

OCTOBER 16, 2022 CARDINALS @ SEATTLE SEAHAWKS L 19-9

| TOP TACKLERS | | SACKS | | INTS | | FORCED FUMBLES | | RECOVERED FUMBLES | |
|--------------|-----|------------|-----|--------|-----|----------------|-----|-------------------|-----|
| PLAYER | NO. | PLAYER | NO. | PLAYER | NO. | PLAYER | NO. | PLAYER | NO. |
| Z. Collins | 9 | Z. Collins | 2.0 | | | E. Turner | 1 | C. Banjo | 1 |
| M. Golden | 8 | M. Golden | 1.0 | | | | | | |
| J. Thompson | 7 | M. Sanders | 1.0 | | | | | | |
| B. Baker | 6 | C. Thomas | 1.0 | | | | | | |
| M. Wilson | 6 | | | | | | | | |

CARDINALS TURNOVER ANALYSIS



2022 REGULAR SEASON - DEFENSIVE TAKEAWAYS

| DATE | OPPONENT | TAKEAWAY | QTR. | SCORE | YD-LINE | RESULT |
|-------|------------------|------------------------------------|------|-------|---------|--------|
| 09/11 | Kansas City | B. Murphy Jr. FR (D. Gardeck FF) | 2 | 7-20 | KC-42 | Downs |
| 09/18 | at Las Vegas | B. Murphy Jr. FR (I. Simmons FF) | 5 | 29-23 | ARZ-41 | TD |
| 09/25 | L.A. Rams | J. Thompson FR (B. Baker FF) | 4 | 9-20 | ARZ-3 | FG |
| 10/02 | at Carolina | B. Niemann FR (B. Mayfield fumble) | 2 | 0-7 | ARZ-35 | FG |
| | | J. Thompson INT (B. Mayfield) | 2 | 3-7 | ARZ-18 | Punt |
| | | D. Gardeck INT (B. Mayfield) | 4 | 13-10 | CAR-29 | TD |
| 10/09 | Philadelphia | None | | | | |
| 10/16 | at Seattle | None | | | | |
| 10/20 | New Orleans | -- | -- | -- | -- | -- |
| 10/30 | at Minnesota | -- | -- | -- | -- | -- |
| 11/06 | Seattle | -- | -- | -- | -- | -- |
| 11/13 | at L.A. Rams | -- | -- | -- | -- | -- |
| 11/21 | San Francisco | -- | -- | -- | -- | -- |
| 11/27 | L.A. Chargers | -- | -- | -- | -- | -- |
| 12/12 | New England | -- | -- | -- | -- | -- |
| 12/18 | at Denver | -- | -- | -- | -- | -- |
| 12/25 | Tampa Bay | -- | -- | -- | -- | -- |
| 01/01 | at Atlanta | -- | -- | -- | -- | -- |
| 01/08 | at San Francisco | -- | -- | -- | -- | -- |

2022 REGULAR SEASON - OFFENSIVE GIVEAWAYS

| DATE | OPPONENT | TAKEAWAY | QTR. | SCORE | YD-LINE | RESULT |
|-------|------------------|---|------|-------|---------|--------|
| 09/11 | Kansas City | None | | | | |
| 09/18 | at Las Vegas | K. Murray INT (A. Robertson) | 2 | 0-17 | LV-20 | FG |
| 09/25 | L.A. Rams | None | | | | |
| 10/02 | at Carolina | K. Murray INT (F. Luvu) | 2 | 0-7 | ARZ-33 | TD |
| 10/09 | Philadelphia | K. Murray INT (C. Gardner-Johnson) | 1 | 0-7 | PHI-35 | Punt |
| 10/16 | at Seattle | K. Murray fumble (C. Bryant FF; T. Woolen FR) | 3 | 3-12 | SEA-19 | Fumble |
| | | K. Murray INT (T. Woolen) | 4 | 9-19 | SEA-25 | Punt |
| 10/20 | New Orleans | -- | -- | -- | -- | -- |
| 10/30 | at Minnesota | -- | -- | -- | -- | -- |
| 11/06 | Seattle | -- | -- | -- | -- | -- |
| 11/13 | at L.A. Rams | -- | -- | -- | -- | -- |
| 11/21 | San Francisco | -- | -- | -- | -- | -- |
| 11/27 | L.A. Chargers | -- | -- | -- | -- | -- |
| 12/12 | New England | -- | -- | -- | -- | -- |
| 12/18 | at Denver | -- | -- | -- | -- | -- |
| 12/25 | Tampa Bay | -- | -- | -- | -- | -- |
| 01/01 | at Atlanta | -- | -- | -- | -- | -- |
| 01/08 | at San Francisco | -- | -- | -- | -- | -- |

2022 REGULAR SEASON - SPECIAL TEAMS/MISC TAKEAWAYS

| DATE | OPPONENT | TAKEAWAY | QTR. | SCORE | YD-LINE | RESULT |
|-------|------------|----------------------------|------|-------|----------|--------|
| 10/16 | at Seattle | C. Banjo FR (E. Turner FF) | 3 | 9-12 | SEA-(-4) | TD |

2022 REGULAR SEASON - TURNOVERS

| | | |
|-----------------------|---------------------------------------|--|
| Offense: | 5 Giveaways 10 Points (1 TD, 1 FG) | Ratio +2 (7 takeaways, 5 giveaways) |
| Defense: | 6 Takeaways 19 Points (2 TD, 2 FG) | |
| Special Teams: | 0 Giveaways 0 Points (0 TD, 0 FG) | Points Off Turnovers Ratio +15 (25 scored, 10 allowed) |
| | 1 Takeaway 6 Points (1 TD, 0 FG) | |



CARDINALS BIG PLAYS

| DATE | OPPONENT | RUSHES | | | | RECEPTIONS | | | | RETURNS | | | |
|-------|------------------|--------|-----------------|-----|---------|------------|----------------|-----|--------|---------|-----------------------|-----|--------|
| | | GAIN | PLAYER | QTR | RESULT | GAIN | PLAYER | QTR | RESULT | GAIN | PLAYER | QTR | RESULT |
| 09/11 | Kansas City | 10 | Kyler Murray | 1 | Punt | 24 | Greg Dortch | 1 | TD | 44 | Eno Benjamin (KR) | 4 | TD |
| | | 21 | Kyler Murray | 2 | TD | 26 | Marquise Brown | 2 | Punt | | | | |
| | | 16 | Eno Benjamin | 3 | TD | 22 | Eno Benjamin | 4 | TD | | | | |
| | | 14 | Trace McSorley | 4 | Game | | | | | | | | |
| 09/18 | at Las Vegas | 10 | Kyler Murray | 3 | TD | 21 | James Conner | 2 | INT | 59t | Byron Murphy Jr. (FR) | 5 | Fumble |
| | | 30 | Darrel Williams | 4 | Downs | 29 | Greg Dortch | 3 | TD | | | | |
| | | | | | | 24 | Marquise Brown | 4 | TD | | | | |
| 09/25 | L.A. Rams | 10 | James Conner | 4 | FG | 20 | Marquise Brown | 2 | FG | | | | |
| | | | | | | 30 | Greg Dortch | 2 | FG | | | | |
| 10/02 | at Carolina | 15 | Eno Benjamin | 1 | Downs | 21 | Marquise Brown | 2 | FG | | | | |
| | | 13 | Darrel Williams | 3' | FG | 23 | Zach Ertz | 3 | TD | | | | |
| | | 10 | Kyler Murray | 3 | FG | 23t | Marquise Brown | 4 | TD | | | | |
| 10/09 | Philadelphia | 13 | James Conner | 2 | TD | 25t | Marquise Brown | 2 | TD | | | | |
| | | 17 | James Conner | 2 | FG | 28 | Rondale Moore | 4 | TD | | | | |
| | | 13 | Kyler Murray | 4' | TD | | | | | | | | |
| | | 11t | Eno Benjamin | 4' | TD | | | | | | | | |
| | | 15 | Kyler Murray | 4 | Miss FG | | | | | | | | |
| 10/16 | at Seattle | 42 | Kyler Murray | 1 | FG | 26 | Rondale Moore | 1 | FG | | | | |
| | | 15 | Kyler Murray | 3 | Downs | 24 | Marquise Brown | 2 | Punt | | | | |
| | | 15 | Kyler Murray | 4 | INT | 32 | Zach Ertz | 3 | Fumble | | | | |
| | | | | | | 26 | Marquise Brown | 4 | Downs | | | | |
| 10/20 | New Orleans | -- | -- | -- | -- | -- | -- | -- | -- | -- | -- | -- | |
| 10/30 | at Minnesota | -- | -- | -- | -- | -- | -- | -- | -- | -- | -- | -- | |
| 11/06 | Seattle | -- | -- | -- | -- | -- | -- | -- | -- | -- | -- | -- | |
| 11/13 | at L.A. Rams | -- | -- | -- | -- | -- | -- | -- | -- | -- | -- | -- | |
| 11/21 | San Francisco | -- | -- | -- | -- | -- | -- | -- | -- | -- | -- | -- | |
| 11/27 | L.A. Chargers | -- | -- | -- | -- | -- | -- | -- | -- | -- | -- | -- | |
| 12/12 | New England | -- | -- | -- | -- | -- | -- | -- | -- | -- | -- | -- | |
| 12/18 | at Denver | -- | -- | -- | -- | -- | -- | -- | -- | -- | -- | -- | |
| 12/25 | Tampa Bay | -- | -- | -- | -- | -- | -- | -- | -- | -- | -- | -- | |
| 01/01 | at Atlanta | -- | -- | -- | -- | -- | -- | -- | -- | -- | -- | -- | |
| 01/08 | at San Francisco | -- | -- | -- | -- | -- | -- | -- | -- | -- | -- | -- | |

' - result within the same drive

OPPONENT BIG PLAYS



| DATE | OPPONENT | RUSHES | | | | RECEPTIONS | | | | RETURNS | | | |
|-------|------------------|--------|-----------------------|-----|--------|------------|-----------------------|-----|--------|---------|---------------------|-----|--------|
| | | GAIN | PLAYER | QTR | RESULT | GAIN | PLAYER | QTR | RESULT | GAIN | PLAYER | QTR | RESULT |
| 09/11 | Kansas City | 18 | Clyde Edwards-Helaire | 1 | TD | 25 | Clyde Edwards-Helaire | 1' | TD | | | | |
| | | 18 | Jerick McKinnon | 3 | TD | 20 | JuJu Smith-Schuster | 1' | TD | | | | |
| | | 11 | Isiah Pacheco | 4' | TD | 35 | Travis Kelce | 3' | TD | | | | |
| | | 19 | Isiah Pacheco | 4' | TD | 30 | Sky Moore | 3' | TD | | | | |
| | | 22 | Isiah Pacheco | 4 | Punt | 26 | Travis Kelce | 3 | TD | | | | |
| 09/18 | at Las Vegas | 13 | Josh Jacobs | 1 | TD | 20 | Mack Hollins | 1' | TD | | | | |
| | | | | | | 23 | Mack Hollins | 1' | TD | | | | |
| | | | | | | 20 | Hunter Renfrow | 2' | TD | | | | |
| | | | | | | 23 | Ameer Abdullah | 2 | TD | | | | |
| 09/25 | L.A. Rams | 20t | Cooper Kupp | 1 | TD | 28 | Kendall Blanton | 1' | FG | 31 | Brandon Powell (KR) | 2 | Half |
| | | 14 | Cam Akers | 3' | TD | 26 | Ben Skowronek | 1' | FG | | | | |
| | | 14t | Cam Akers | 3' | TD | 26 | Tyler Higbee | 3 | TD | | | | |
| | | 12 | Cam Akers | 4 | Fumble | 32 | Ben Skowronek | 4 | Fumble | | | | |
| 10/02 | at Carolina | 10 | Christian McCaffrey | 1 | Punt | 34 | Christian McCaffrey | 4 | TD | 33t | Frankie Luvu (INT) | 2 | INT |
| | | 10 | Christian McCaffrey | 2' | INT | | | | | | | | |
| | | 11 | DJ Moore | 2 | INT | | | | | | | | |
| 10/09 | Philadelphia | 17 | Jalen Hurts | 2' | TD | 22 | DeVonta Smith | 1' | TD | | | | |
| | | 10 | Jalen Hurts | 2' | TD | 20 | DeVonta Smith | 1' | TD | | | | |
| | | 12 | Miles Sanders | 3' | FG | 31 | Dallas Goedert | 3 | Punt | | | | |
| | | 13 | Jalen Hurts | 3' | FG | | | | | | | | |
| | | 11 | Kenneth Gainwell | 4 | FG | | | | | | | | |
| 10/16 | at Seattle | 17 | Kenneth Walker III | 1' | FG | 22 | Marquise Goodwin | 2 | FG | | | | |
| | | 34 | Kenneth Walker III | 1' | FG | | | | | | | | |
| | | 24 | Geno Smith | 2 | FG | | | | | | | | |
| | | 21 | Kenneth Walker III | 3 | FG | | | | | | | | |
| | | 11t | Kenneth Walker III | 4 | TD | | | | | | | | |
| 10/20 | New Orleans | -- | -- | -- | -- | -- | -- | -- | -- | -- | -- | -- | |
| 10/30 | at Minnesota | -- | -- | -- | -- | -- | -- | -- | -- | -- | -- | -- | |
| 11/06 | Seattle | -- | -- | -- | -- | -- | -- | -- | -- | -- | -- | -- | |
| 11/13 | at L.A. Rams | -- | -- | -- | -- | -- | -- | -- | -- | -- | -- | -- | |
| 11/21 | San Francisco | -- | -- | -- | -- | -- | -- | -- | -- | -- | -- | -- | |
| 11/27 | L.A. Chargers | -- | -- | -- | -- | -- | -- | -- | -- | -- | -- | -- | |
| 12/12 | New England | -- | -- | -- | -- | -- | -- | -- | -- | -- | -- | -- | |
| 12/18 | at Denver | -- | -- | -- | -- | -- | -- | -- | -- | -- | -- | -- | |
| 12/25 | Tampa Bay | -- | -- | -- | -- | -- | -- | -- | -- | -- | -- | -- | |
| 01/01 | at Atlanta | -- | -- | -- | -- | -- | -- | -- | -- | -- | -- | -- | |
| 01/08 | at San Francisco | -- | -- | -- | -- | -- | -- | -- | -- | -- | -- | -- | |



CARDINALS SCORING AND TAKEAWAY CHART

| DATE | OPPONENT | W/L/T | CARDINALS | | | | | | OPPONENTS | | | | | | POINT DIFF | OVERALL RECORD |
|--------------------|------------------|------------|------------|------------|------------|------------|------------|-------------|------------|------------|------------|------------|------------|-------------|-------------|----------------|
| | | | 1ST | 2ND | 3RD | 4TH | OT | TOTAL | 1ST | 2ND | 3RD | 4TH | OT | TOTAL | | |
| 9/11 | Kansas City | L | 0 | 7 | 0 | 14 | -- | 21 | 14 | 9 | 14 | 7 | -- | 44 | -23 | 0-1 |
| 9/18 | at Las Vegas | W | 0 | 0 | 7 | 16 | 6 | 29 | 7 | 13 | 3 | 0 | 0 | 23 | +6 | 1-1 |
| 9/25 | L.A. Rams | L | 0 | 6 | 3 | 3 | -- | 12 | 10 | 3 | 7 | 0 | -- | 20 | -8 | 1-2 |
| 10/2 | at Carolina | W | 0 | 3 | 7 | 16 | -- | 26 | 0 | 10 | 0 | 6 | -- | 16 | +10 | 2-2 |
| 10/9 | Philadelphia | L | 0 | 10 | 0 | 7 | -- | 17 | 7 | 7 | 3 | 3 | -- | 20 | -3 | 2-3 |
| 10/16 | at Seattle | L | 3 | 0 | 6 | 0 | -- | 9 | 3 | 6 | 3 | 7 | -- | 19 | -10 | 2-4 |
| 10/20 | New Orleans | -- | -- | -- | -- | -- | -- | -- | -- | -- | -- | -- | -- | -- | -- | -- |
| 10/30 | at Minnesota | -- | -- | -- | -- | -- | -- | -- | -- | -- | -- | -- | -- | -- | -- | -- |
| 11/6 | Seattle | -- | -- | -- | -- | -- | -- | -- | -- | -- | -- | -- | -- | -- | -- | -- |
| 11/13 | at L.A. Rams | -- | -- | -- | -- | -- | -- | -- | -- | -- | -- | -- | -- | -- | -- | -- |
| 11/21 | San Francisco | -- | -- | -- | -- | -- | -- | -- | -- | -- | -- | -- | -- | -- | -- | -- |
| 11/27 | L.A. Chargers | -- | -- | -- | -- | -- | -- | -- | -- | -- | -- | -- | -- | -- | -- | -- |
| 12/12 | New England | -- | -- | -- | -- | -- | -- | -- | -- | -- | -- | -- | -- | -- | -- | -- |
| 12/18 | at Denver | -- | -- | -- | -- | -- | -- | -- | -- | -- | -- | -- | -- | -- | -- | -- |
| 12/25 | Tampa Bay | -- | -- | -- | -- | -- | -- | -- | -- | -- | -- | -- | -- | -- | -- | -- |
| 1/1 | at Atlanta | -- | -- | -- | -- | -- | -- | -- | -- | -- | -- | -- | -- | -- | -- | -- |
| 1/8 | at San Francisco | -- | -- | -- | -- | -- | -- | -- | -- | -- | -- | -- | -- | -- | -- | -- |
| 2022 TOTALS | | 2-4 | 3 | 26 | 23 | 56 | 6 | 114 | 41 | 48 | 30 | 23 | 0 | 142 | -28 | 2-4 |
| AVG/GAME | | | 0.5 | 4.3 | 3.8 | 9.3 | 6.0 | 19.0 | 6.8 | 8.0 | 5.0 | 3.8 | 0.0 | 23.7 | -4.7 | |

2022 REGULAR SEASON TAKEAWAY/GIVEAWAY CHART

| DATE | OPPONENT | ARI +/- RATIO | ARI TAKEAWAYS | POINTS OFF TAKEAWAYS | ARI GIVEAWAYS | POINTS OFF GIVEAWAYS | POINTS OFF TO RATIO |
|---------------|------------------|---------------|-------------------------|----------------------|-------------------------|----------------------|---------------------|
| 09/11 | Kansas City | +1 | 1 (1 FUM, 0 INT) | 0 | 0 (0 FUM, 0 INT) | 0 | 0 |
| 09/18 | at Las Vegas | 0 | 1 (1 FUM, 0 INT) | 6 | 1 (0 FUM, 1 INT) | 3 | +3 |
| 09/25 | L.A. Rams | +1 | 1 (1 FUM, 0 INT) | 3 | 0 (0 FUM, 0 INT) | 0 | +3 |
| 10/02 | at Carolina | +2 | 3 (1 FUM, 2 INT) | 10 | 1 (0 FUM, 1 INT) | 7 | +3 |
| 10/09 | Philadelphia | -1 | 0 (0 FUM, 0 INT) | 0 | 1 (0 FUM, 1 INT) | 0 | 0 |
| 10/16 | at Seattle | -1 | 1 (1 FUM, 0 INT) | 6 | 2 (1 FUM, 1 INT) | 0 | +6 |
| 10/20 | New Orleans | -- | -- | -- | -- | -- | -- |
| 10/30 | at Minnesota | -- | -- | -- | -- | -- | -- |
| 11/06 | Seattle | -- | -- | -- | -- | -- | -- |
| 11/13 | at L.A. Rams | -- | -- | -- | -- | -- | -- |
| 11/21 | San Francisco | -- | -- | -- | -- | -- | -- |
| 11/27 | L.A. Chargers | -- | -- | -- | -- | -- | -- |
| 12/12 | New England | -- | -- | -- | -- | -- | -- |
| 12/18 | at Denver | -- | -- | -- | -- | -- | -- |
| 12/25 | Tampa Bay | -- | -- | -- | -- | -- | -- |
| 01/01 | at Atlanta | -- | -- | -- | -- | -- | -- |
| 01/08 | at San Francisco | -- | -- | -- | -- | -- | -- |
| TOTALS | | +2 | 7 (5 FUM, 2 INT) | 25 | 5 (1 FUM, 4 INT) | 10 | +15 |

POSSESSION BREAKDOWN



| DATE | OPPONENT | STARTING QB | POSS | TD | PAT | 2-PT | M-2PT | FG | FGA | FGM | BK-FG | PUNT | INT | FUM | SAF | DWNS | HF | GM | PTS | TD% | SCORE% | PTS/POSS |
|--------------------|------------------|-------------|-----------|-----------|----------|----------|----------|----------|----------|----------|----------|-----------|----------|----------|----------|----------|----------|----------|------------|-------------|-------------|-------------|
| 9/11 | Kansas City | K. Murray | 11 | 3 | 2 | 2 | 1 | 0 | 0 | 0 | 0 | 5 | 0 | 0 | 0 | 1 | 1 | 1 | 21 | 27.3 | 27.3 | 1.91 |
| 9/18 | at Las Vegas | K. Murray | 9 | 3 | 3 | 2 | 2 | 0 | 0 | 0 | 0 | 3 | 1 | 0 | 0 | 2 | 0 | 0 | 23 | 33.3 | 33.3 | 2.56 |
| 9/25 | L.A. Rams | K. Murray | 9 | 0 | 0 | 0 | 0 | 4 | 4 | 0 | 0 | 4 | 0 | 0 | 0 | 1 | 0 | 0 | 12 | 0.0 | 44.4 | 1.33 |
| 10/2 | at Carolina | K. Murray | 12 | 3 | 2 | 1 | 0 | 2 | 2 | 0 | 0 | 3 | 1 | 0 | 0 | 2 | 0 | 1 | 26 | 25.0 | 41.7 | 2.17 |
| 10/9 | Philadelphia | K. Murray | 9 | 2 | 2 | 0 | 0 | 1 | 2 | 1 | 0 | 4 | 1 | 0 | 0 | 0 | 0 | 0 | 17 | 22.2 | 33.3 | 1.89 |
| 10/16 | at Seattle | K. Murray | 11 | 0 | 0 | 0 | 0 | 1 | 1 | 0 | 0 | 4 | 1 | 1 | 0 | 3 | 0 | 1 | 3 | 0.0 | 9.1 | 0.27 |
| 10/20 | New Orleans | -- | -- | -- | -- | -- | -- | -- | -- | -- | -- | -- | -- | -- | -- | -- | -- | -- | -- | -- | -- | -- |
| 10/30 | at Minnesota | -- | -- | -- | -- | -- | -- | -- | -- | -- | -- | -- | -- | -- | -- | -- | -- | -- | -- | -- | -- | -- |
| 11/6 | Seattle | -- | -- | -- | -- | -- | -- | -- | -- | -- | -- | -- | -- | -- | -- | -- | -- | -- | -- | -- | -- | -- |
| 11/13 | at L.A. Rams | -- | -- | -- | -- | -- | -- | -- | -- | -- | -- | -- | -- | -- | -- | -- | -- | -- | -- | -- | -- | -- |
| 11/21 | San Francisco | -- | -- | -- | -- | -- | -- | -- | -- | -- | -- | -- | -- | -- | -- | -- | -- | -- | -- | -- | -- | -- |
| 11/27 | L.A. Chargers | -- | -- | -- | -- | -- | -- | -- | -- | -- | -- | -- | -- | -- | -- | -- | -- | -- | -- | -- | -- | -- |
| 12/12 | New England | -- | -- | -- | -- | -- | -- | -- | -- | -- | -- | -- | -- | -- | -- | -- | -- | -- | -- | -- | -- | -- |
| 12/18 | at Denver | -- | -- | -- | -- | -- | -- | -- | -- | -- | -- | -- | -- | -- | -- | -- | -- | -- | -- | -- | -- | -- |
| 12/25 | Tampa Bay | -- | -- | -- | -- | -- | -- | -- | -- | -- | -- | -- | -- | -- | -- | -- | -- | -- | -- | -- | -- | -- |
| 1/1 | at Atlanta | -- | -- | -- | -- | -- | -- | -- | -- | -- | -- | -- | -- | -- | -- | -- | -- | -- | -- | -- | -- | -- |
| 1/8 | at San Francisco | -- | -- | -- | -- | -- | -- | -- | -- | -- | -- | -- | -- | -- | -- | -- | -- | -- | -- | -- | -- | -- |
| 2022 TOTALS | | | 61 | 11 | 9 | 5 | 3 | 8 | 9 | 1 | 0 | 23 | 4 | 1 | 0 | 9 | 1 | 3 | 102 | 18.0 | 31.1 | 1.67 |

| DATE | OPPONENT | STARTING QB | POSS | TD | PAT | 2-PT | M-2PT | FG | FGA | FGM | BK-FG | PUNT | INT | FUM | SAF | DWNS | HF | GM | PTS | TD% | SCORE% | PTS/POSS |
|--------------------|------------------|-------------|-----------|-----------|-----------|----------|----------|-----------|-----------|----------|----------|-----------|----------|----------|----------|----------|----------|----------|------------|-------------|-------------|-------------|
| 9/11 | Kansas City | P. Mahomes | 10 | 6 | 5 | 0 | 0 | 1 | 1 | 0 | 0 | 2 | 0 | 1 | 0 | 0 | 0 | 0 | 44 | 60.0 | 70.0 | 4.40 |
| 9/18 | at Las Vegas | D. Carr | 9 | 2 | 2 | 0 | 0 | 3 | 3 | 0 | 0 | 3 | 0 | 1 | 0 | 0 | 0 | 0 | 23 | 22.2 | 55.6 | 2.56 |
| 9/25 | L.A. Rams | M. Stafford | 10 | 2 | 2 | 0 | 0 | 2 | 2 | 0 | 0 | 3 | 0 | 1 | 0 | 0 | 1 | 1 | 20 | 20.0 | 40.0 | 2.00 |
| 10/2 | at Carolina | B. Mayfield | 11 | 1 | 1 | 1 | 0 | 1 | 1 | 0 | 0 | 4 | 2 | 1 | 0 | 2 | 0 | 0 | 9 | 9.1 | 18.2 | 0.82 |
| 10/9 | Philadelphia | J. Hurts | 9 | 2 | 2 | 0 | 0 | 2 | 2 | 0 | 0 | 4 | 0 | 0 | 0 | 0 | 0 | 1 | 20 | 22.2 | 44.4 | 2.22 |
| 10/16 | at Seattle | G. Smith | 12 | 1 | 1 | 0 | 0 | 4 | 4 | 0 | 0 | 6 | 0 | 1 | 0 | 0 | 0 | 0 | 19 | 8.3 | 41.7 | 1.58 |
| 10/20 | New Orleans | -- | -- | -- | -- | -- | -- | -- | -- | -- | -- | -- | -- | -- | -- | -- | -- | -- | -- | -- | -- | -- |
| 10/30 | at Minnesota | -- | -- | -- | -- | -- | -- | -- | -- | -- | -- | -- | -- | -- | -- | -- | -- | -- | -- | -- | -- | -- |
| 11/6 | Seattle | -- | -- | -- | -- | -- | -- | -- | -- | -- | -- | -- | -- | -- | -- | -- | -- | -- | -- | -- | -- | -- |
| 11/13 | at L.A. Rams | -- | -- | -- | -- | -- | -- | -- | -- | -- | -- | -- | -- | -- | -- | -- | -- | -- | -- | -- | -- | -- |
| 11/21 | San Francisco | -- | -- | -- | -- | -- | -- | -- | -- | -- | -- | -- | -- | -- | -- | -- | -- | -- | -- | -- | -- | -- |
| 11/27 | L.A. Chargers | -- | -- | -- | -- | -- | -- | -- | -- | -- | -- | -- | -- | -- | -- | -- | -- | -- | -- | -- | -- | -- |
| 12/12 | New England | -- | -- | -- | -- | -- | -- | -- | -- | -- | -- | -- | -- | -- | -- | -- | -- | -- | -- | -- | -- | -- |
| 12/18 | at Denver | -- | -- | -- | -- | -- | -- | -- | -- | -- | -- | -- | -- | -- | -- | -- | -- | -- | -- | -- | -- | -- |
| 12/25 | Tampa Bay | -- | -- | -- | -- | -- | -- | -- | -- | -- | -- | -- | -- | -- | -- | -- | -- | -- | -- | -- | -- | -- |
| 1/1 | at Atlanta | -- | -- | -- | -- | -- | -- | -- | -- | -- | -- | -- | -- | -- | -- | -- | -- | -- | -- | -- | -- | -- |
| 1/8 | at San Francisco | -- | -- | -- | -- | -- | -- | -- | -- | -- | -- | -- | -- | -- | -- | -- | -- | -- | -- | -- | -- | -- |
| 2022 TOTALS | | | 61 | 14 | 13 | 1 | 0 | 13 | 13 | 0 | 0 | 22 | 2 | 5 | 0 | 2 | 1 | 2 | 135 | 23.0 | 44.3 | 2.21 |



THIRD DOWN EFFICIENCY ANALYSIS

CARDINALS 2022 REGULAR SEASON THIRD DOWN EFFICIENCY

CARDINALS

| Date | Opponent | 3rd & 1 | 3rd & 2 | 3rd & 3 | 3rd & 4 | 3rd & 5 | 3rd & 6 | 3rd & 7 | 3rd & 8 | 3rd & 9 | 3rd & 10+ | Total |
|---------------|------------------|---------------------------------------|--------------|--------------|--------------------------------------|---------------|---------------|--|--------------|--------------|---------------|----------------|
| 09/11 | Kansas City | 1 / 2 | 0 / 0 | 0 / 1 | 0 / 1 | 1 / 4 | 0 / 1 | 0 / 0 | 0 / 0 | 1 / 1 | 0 / 2 | 3 / 12 |
| 09/18 | at Las Vegas | 1 / 3 | 0 / 1 | 0 / 1 | 0 / 2 | 1 / 2 | 1 / 1 | 0 / 0 | 0 / 0 | 0 / 1 | 0 / 2 | 3 / 13 |
| 09/25 | L.A. Rams | 1 / 3 | 2 / 3 | 1 / 1 | 0 / 1 | 0 / 1 | 0 / 0 | 0 / 0 | 0 / 1 | 0 / 1 | 2 / 7 | 6 / 18 |
| 10/02 | at Carolina | 3 / 3 | 2 / 3 | 1 / 1 | 0 / 1 | 0 / 1 | 0 / 3 | 0 / 0 | 0 / 0 | 0 / 1 | 0 / 2 | 6 / 15 |
| 10/09 | Philadelphia | 2 / 3 | 0 / 0 | 2 / 2 | 0 / 1 | 1 / 1 | 1 / 1 | 0 / 1 | 1 / 1 | 0 / 1 | 1 / 3 | 8 / 14 |
| 10/16 | at Seattle | 0 / 0 | 0 / 0 | 0 / 2 | 1 / 1 | 0 / 1 | 2 / 5 | 1 / 1 | 0 / 1 | 0 / 0 | 0 / 5 | 4 / 16 |
| 10/20 | New Orleans | -- | -- | -- | -- | -- | -- | -- | -- | -- | -- | -- |
| 10/30 | at Minnesota | -- | -- | -- | -- | -- | -- | -- | -- | -- | -- | -- |
| 11/06 | Seattle | -- | -- | -- | -- | -- | -- | -- | -- | -- | -- | -- |
| 11/13 | at L.A. Rams | -- | -- | -- | -- | -- | -- | -- | -- | -- | -- | -- |
| 11/21 | San Francisco | -- | -- | -- | -- | -- | -- | -- | -- | -- | -- | -- |
| 11/27 | L.A. Chargers | -- | -- | -- | -- | -- | -- | -- | -- | -- | -- | -- |
| 12/12 | New England | -- | -- | -- | -- | -- | -- | -- | -- | -- | -- | -- |
| 12/18 | at Denver | -- | -- | -- | -- | -- | -- | -- | -- | -- | -- | -- |
| 12/25 | Tampa Bay | -- | -- | -- | -- | -- | -- | -- | -- | -- | -- | -- |
| 01/01 | at Atlanta | -- | -- | -- | -- | -- | -- | -- | -- | -- | -- | -- |
| 01/08 | at San Francisco | -- | -- | -- | -- | -- | -- | -- | -- | -- | -- | -- |
| TOTALS | | 8 / 14 | 4 / 7 | 4 / 8 | 1 / 7 | 3 / 10 | 4 / 11 | 1 / 2 | 1 / 3 | 1 / 5 | 3 / 21 | 30 / 88 |
| | | 57.1% | 57.1% | 50.0% | 14.3% | 30.0% | 36.4% | 50.0% | 33.3% | 20.0% | 14.3% | 34.1% |
| | | 3RD & 1-3: 16 / 29 = 55.2% | | | 3RD & 4-6: 8 / 28 = 28.6% | | | 3RD & 7-10+: 6 / 31 = 19.4% | | | | |

OPPONENT 2022 REGULAR SEASON THIRD DOWN EFFICIENCY

OPPONENT

| Date | Opponent | 3rd & 1 | 3rd & 2 | 3rd & 3 | 3rd & 4 | 3rd & 5 | 3rd & 6 | 3rd & 7 | 3rd & 8 | 3rd & 9 | 3rd & 10+ | Total |
|---------------|------------------|---------------------------------------|--------------|--------------|--------------------------------------|--------------|--------------|--|--------------|--------------|---------------|----------------|
| 09/11 | Kansas City | 0 / 0 | 2 / 2 | 0 / 1 | 0 / 1 | 0 / 0 | 1 / 1 | 1 / 1 | 0 / 0 | 0 / 0 | 1 / 2 | 5 / 8 |
| 09/18 | at Las Vegas | 1 / 1 | 0 / 0 | 1 / 1 | 0 / 0 | 0 / 1 | 1 / 1 | 0 / 1 | 0 / 0 | 0 / 1 | 3 / 5 | 6 / 11 |
| 09/25 | L.A. Rams | 1 / 1 | 0 / 0 | 1 / 1 | 0 / 1 | 0 / 1 | 0 / 0 | 0 / 1 | 0 / 0 | 0 / 0 | 1 / 3 | 3 / 8 |
| 10/02 | at Carolina | 1 / 2 | 0 / 1 | 0 / 0 | 0 / 0 | 0 / 2 | 0 / 0 | 1 / 2 | 0 / 0 | 0 / 0 | 0 / 3 | 2 / 10 |
| 10/09 | Philadelphia | 3 / 4 | 0 / 1 | 1 / 1 | 0 / 0 | 0 / 1 | 0 / 0 | 0 / 1 | 0 / 1 | 0 / 0 | 2 / 4 | 6 / 13 |
| 10/16 | at Seattle | 1 / 2 | 0 / 1 | 0 / 0 | 1 / 1 | 1 / 1 | 1 / 2 | 0 / 1 | 0 / 1 | 0 / 0 | 0 / 5 | 4 / 14 |
| 10/20 | New Orleans | -- | -- | -- | -- | -- | -- | -- | -- | -- | -- | -- |
| 10/30 | at Minnesota | -- | -- | -- | -- | -- | -- | -- | -- | -- | -- | -- |
| 11/06 | Seattle | -- | -- | -- | -- | -- | -- | -- | -- | -- | -- | -- |
| 11/13 | at L.A. Rams | -- | -- | -- | -- | -- | -- | -- | -- | -- | -- | -- |
| 11/21 | San Francisco | -- | -- | -- | -- | -- | -- | -- | -- | -- | -- | -- |
| 11/27 | L.A. Chargers | -- | -- | -- | -- | -- | -- | -- | -- | -- | -- | -- |
| 12/12 | New England | -- | -- | -- | -- | -- | -- | -- | -- | -- | -- | -- |
| 12/18 | at Denver | -- | -- | -- | -- | -- | -- | -- | -- | -- | -- | -- |
| 12/25 | Tampa Bay | -- | -- | -- | -- | -- | -- | -- | -- | -- | -- | -- |
| 01/01 | at Atlanta | -- | -- | -- | -- | -- | -- | -- | -- | -- | -- | -- |
| 01/08 | at San Francisco | -- | -- | -- | -- | -- | -- | -- | -- | -- | -- | -- |
| TOTALS | | 7 / 10 | 2 / 5 | 3 / 4 | 1 / 3 | 1 / 6 | 3 / 4 | 2 / 7 | 0 / 2 | 0 / 1 | 7 / 22 | 26 / 64 |
| | | 70.0% | 40.0% | 75.0% | 33.3% | 16.7% | 75.0% | 28.6% | 0.0% | 0.0% | 31.8% | 40.6% |
| | | 3RD & 1-3: 12 / 19 = 63.2% | | | 3RD & 4-6: 5 / 13 = 38.5% | | | 3RD & 7-10+: 9 / 32 = 28.1% | | | | |

RED ZONE BREAKDOWN



CARDINALS

| Date | Opponent | Pos | TD | PAT | 2-Pt. | Miss | | Blk/ | | | | Drive Ends | | | | | Score | | |
|---------------|------------------|-----------|----------|----------|----------|----------|----------|----------|----------|----------|----------|------------|----------|----------|-----------|-------------|-------------|------------|-----|
| | | | | | | PAT | FG | FGA | MFG | INT | Fum | Dwns | Half | Game | Pts | TD% | Pct. | Pts/Poss | |
| 09/11 | Kansas City | 3 | 3 | 1 | 1 | 0 | 0 | 0 | 0 | 0 | 0 | 0 | 0 | 0 | 0 | 21 | 100.0 | 100.0 | 7.0 |
| 09/18 | at Las Vegas | 4 | 3 | 1 | 2 | 0 | 0 | 0 | 0 | 0 | 0 | 0 | 1 | 0 | 0 | 23 | 75.0 | 75.0 | 5.8 |
| 09/25 | L.A. Rams | 2 | 0 | 0 | 0 | 0 | 2 | 2 | 0 | 0 | 0 | 0 | 0 | 0 | 0 | 6 | 0.0 | 100.0 | 3.0 |
| 10/02 | at Carolina | 5 | 2 | 2 | 0 | 0 | 2 | 2 | 0 | 0 | 0 | 1 | 0 | 0 | 0 | 20 | 40.0 | 80.0 | 4.0 |
| 10/09 | Philadelphia | 2 | 1 | 1 | 0 | 0 | 1 | 1 | 0 | 0 | 0 | 0 | 0 | 0 | 0 | 10 | 50.0 | 100.0 | 5.0 |
| 10/16 | at Seattle | 2 | 0 | 0 | 0 | 0 | 1 | 1 | 0 | 0 | 0 | 1 | 0 | 0 | 0 | 3 | 0.0 | 50.0 | 1.5 |
| 10/20 | New Orleans | -- | -- | -- | -- | -- | -- | -- | -- | -- | -- | -- | -- | -- | -- | -- | -- | -- | -- |
| 10/30 | at Minnesota | -- | -- | -- | -- | -- | -- | -- | -- | -- | -- | -- | -- | -- | -- | -- | -- | -- | -- |
| 11/06 | Seattle | -- | -- | -- | -- | -- | -- | -- | -- | -- | -- | -- | -- | -- | -- | -- | -- | -- | -- |
| 11/13 | at L.A. Rams | -- | -- | -- | -- | -- | -- | -- | -- | -- | -- | -- | -- | -- | -- | -- | -- | -- | -- |
| 11/21 | San Francisco | -- | -- | -- | -- | -- | -- | -- | -- | -- | -- | -- | -- | -- | -- | -- | -- | -- | -- |
| 11/27 | L.A. Chargers | -- | -- | -- | -- | -- | -- | -- | -- | -- | -- | -- | -- | -- | -- | -- | -- | -- | -- |
| 12/12 | New England | -- | -- | -- | -- | -- | -- | -- | -- | -- | -- | -- | -- | -- | -- | -- | -- | -- | -- |
| 12/18 | at Denver | -- | -- | -- | -- | -- | -- | -- | -- | -- | -- | -- | -- | -- | -- | -- | -- | -- | -- |
| 12/25 | Tampa Bay | -- | -- | -- | -- | -- | -- | -- | -- | -- | -- | -- | -- | -- | -- | -- | -- | -- | -- |
| 01/01 | at Atlanta | -- | -- | -- | -- | -- | -- | -- | -- | -- | -- | -- | -- | -- | -- | -- | -- | -- | -- |
| 01/08 | at San Francisco | -- | -- | -- | -- | -- | -- | -- | -- | -- | -- | -- | -- | -- | -- | -- | -- | -- | -- |
| TOTALS | | 18 | 9 | 5 | 3 | 0 | 6 | 6 | 0 | 0 | 0 | 3 | 0 | 0 | 83 | 50.0 | 83.3 | 4.6 | |

OPPONENT

| Date | Opponent | Pos | TD | PAT | 2-Pt. | Miss | | Blk/ | | | | Drive Ends | | | | | Score | | |
|---------------|------------------|-----------|-----------|-----------|----------|----------|----------|----------|----------|----------|----------|------------|----------|----------|------------|-------------|-------------|------------|-----|
| | | | | | | PAT | FG | FGA | MFG | INT | Fum | Dwns | Half | Game | Pts | TD% | Pct. | Pts/Poss | |
| 09/11 | Kansas City | 6 | 6 | 5 | 0 | 1 | 0 | 0 | 0 | 0 | 0 | 0 | 0 | 0 | 0 | 41 | 100.0 | 100.0 | 6.8 |
| 09/18 | at Las Vegas | 4 | 2 | 2 | 0 | 0 | 2 | 2 | 0 | 0 | 0 | 0 | 0 | 0 | 0 | 20 | 50.0 | 100.0 | 5.0 |
| 09/25 | L.A. Rams | 3 | 1 | 1 | 0 | 0 | 1 | 1 | 0 | 0 | 1 | 0 | 0 | 0 | 0 | 10 | 33.3 | 66.7 | 3.3 |
| 10/02 | at Carolina | 1 | 1 | 0 | 0 | 0 | 0 | 0 | 0 | 0 | 0 | 0 | 0 | 0 | 0 | 6 | 100.0 | 100.0 | 6.0 |
| 10/09 | Philadelphia | 4 | 2 | 2 | 0 | 0 | 2 | 2 | 0 | 0 | 0 | 0 | 0 | 0 | 0 | 20 | 50.0 | 100.0 | 5.0 |
| 10/16 | at Seattle | 5 | 1 | 1 | 0 | 0 | 4 | 4 | 0 | 0 | 0 | 0 | 0 | 0 | 0 | 19 | 20.0 | 100.0 | 3.8 |
| 10/20 | New Orleans | -- | -- | -- | -- | -- | -- | -- | -- | -- | -- | -- | -- | -- | -- | -- | -- | -- | -- |
| 10/30 | at Minnesota | -- | -- | -- | -- | -- | -- | -- | -- | -- | -- | -- | -- | -- | -- | -- | -- | -- | -- |
| 11/06 | Seattle | -- | -- | -- | -- | -- | -- | -- | -- | -- | -- | -- | -- | -- | -- | -- | -- | -- | -- |
| 11/13 | at L.A. Rams | -- | -- | -- | -- | -- | -- | -- | -- | -- | -- | -- | -- | -- | -- | -- | -- | -- | -- |
| 11/21 | San Francisco | -- | -- | -- | -- | -- | -- | -- | -- | -- | -- | -- | -- | -- | -- | -- | -- | -- | -- |
| 11/27 | L.A. Chargers | -- | -- | -- | -- | -- | -- | -- | -- | -- | -- | -- | -- | -- | -- | -- | -- | -- | -- |
| 12/12 | New England | -- | -- | -- | -- | -- | -- | -- | -- | -- | -- | -- | -- | -- | -- | -- | -- | -- | -- |
| 12/18 | at Denver | -- | -- | -- | -- | -- | -- | -- | -- | -- | -- | -- | -- | -- | -- | -- | -- | -- | -- |
| 12/25 | Tampa Bay | -- | -- | -- | -- | -- | -- | -- | -- | -- | -- | -- | -- | -- | -- | -- | -- | -- | -- |
| 01/01 | at Atlanta | -- | -- | -- | -- | -- | -- | -- | -- | -- | -- | -- | -- | -- | -- | -- | -- | -- | -- |
| 01/08 | at San Francisco | -- | -- | -- | -- | -- | -- | -- | -- | -- | -- | -- | -- | -- | -- | -- | -- | -- | -- |
| TOTALS | | 23 | 13 | 11 | 0 | 1 | 9 | 9 | 0 | 0 | 1 | 0 | 0 | 0 | 116 | 56.5 | 95.7 | 5.0 | |



CARDINALS HIGHS AND LOWS

| HIGH | DATE | OPPONENT | OFFENSIVE CATEGORY | OPPONENT | DATE | LOW |
|-------|-------------------------------|---|--------------------------------|------------------|-------|-------|
| 29 | 9/18 | at Las Vegas | Points | at Seattle | 10/16 | 9 |
| 16 | 9/18 10/2 | at Las Vegas at Carolina | Points in a Quarter | vs. Kansas City | 9/11 | 0 |
| 23 | 9/18 10/2 | at Las Vegas at Carolina | Points in a Half | at Las Vegas | 9/18 | 0 |
| 4 | 9/18 | at Las Vegas | Total Touchdowns | vs. L.A. Rams | 9/25 | 0 |
| 81 | 9/25 | vs. L.A. Rams | Total Plays | vs. Kansas City | 9/11 | 63 |
| 413 | 9/18 | at Las Vegas | Total Net Yards | vs. Kansas City | 9/11 | 282 |
| 28 | 9/18 | at Las Vegas | Total First Downs | at Seattle | 10/16 | 15 |
| 11 | 9/18 | at Las Vegas | First Downs Rushing | at Seattle | 10/16 | 5 |
| 16 | 10/9 | vs. Philadelphia | First Downs Passing | at Carolina | 10/2 | 10 |
| 4 | 9/18 | at Las Vegas | First Down Penalties | at Seattle | 10/16 | 0 |
| 57.1% | 10/9 | vs. Philadelphia | Third Down Efficiency | vs. Kansas City | 9/11 | 23.1% |
| 5.3 | 9/18 10/9 | at Las Vegas vs. Philadelphia | Average Yards Per Play | at Las Vegas | 9/18 | 4.4 |
| 144 | 10/16 | at Seattle | Total Net Yards Rushing | vs. L.A. Rams | 9/25 | 70 |
| 37 | 10/2 | at Carolina | Rushing Attempts | vs. L.A. Rams | 9/25 | 21 |
| 5.1 | 9/18 10/16 | at Las Vegas at Seattle | Rushing Average Yards | vs. L.A. Rams | 9/25 | 3.3 |
| 2 | 9/18 | at Las Vegas | Rushing Touchdowns | vs. L.A. Rams | 9/25 | 0 |
| 295 | 9/25 | vs. L.A. Rams | Total Net Yards Passing | at Seattle | 10/16 | 171 |
| 58 | 9/25 | vs. L.A. Rams | Passing Attempts | at Carolina | 10/2 | 32 |
| 37 | 9/25 | vs. L.A. Rams | Passing Completions | at Carolina | 10/2 | 23 |
| 2 | 9/11 10/2 | vs. Kansas City at Carolina | Passing Touchdowns | at Seattle | 10/16 | 0 |
| 6.2 | 10/2 | at Carolina | Passing Yards Average | at Seattle | 10/16 | 4 |
| 1 | 9/18 10/2 10/9 10/16 | at Las Vegas at Carolina vs. Philadelphia at Seattle | Passes Thrown for Interception | vs. Kansas City | 9/11 | 0 |
| 6 | 10/16 | at Seattle | Times Sacked | at Las Vegas | 9/18 | 1 |
| 6 | 10/16 | at Seattle | QB Sacks | at Carolina | 10/2 | 1 |
| 51 | 10/16 | at Seattle | Sack Yards Lost | vs. Philadelphia | 10/9 | 1 |
| 5 | 9/11 | vs. Kansas City | Total Punts | at Las Vegas | 9/18 | 3 |
| 255 | 9/11 | vs. Kansas City | Total Punt Yards | at Carolina | 10/2 | 136 |
| 56.7 | 10/2 | at Carolina | Punt Gross Average Yards | at Las Vegas | 9/18 | 40 |
| 43.5 | 10/9 | vs. Philadelphia | Punt Net Average Yards | vs. L.A. Rams | 9/25 | 29 |
| 3 | 9/25 10/2 10/16 | vs. L.A. Rams at Carolina at Seattle | Punt Returns | vs. L.A. Rams | 9/25 | 1 |
| 21 | 9/18 | at Las Vegas | Punt Return Yards | vs. Kansas City | 9/11 | -1 |
| 10.5 | 9/18 | at Las Vegas | Punt Return Yards Average | vs. Kansas City | 9/11 | -1.0 |
| 2 | 9/11 9/18 10/2 10/16 | vs. Kansas City at Las Vegas at Carolina at Seattle | Kickoff Returns | vs. L.A. Rams | 9/25 | 0 |
| 68 | 9/11 | vs. Kansas City | Kickoff Return Yards | vs. L.A. Rams | 9/25 | 0 |
| 12 | 9/18 | at Las Vegas | Total Penalties | vs. Philadelphia | 10/9 | 2 |
| 120 | 9/18 | at Las Vegas | Penalty Yards | vs. Philadelphia | 10/9 | 15 |
| 3 | 9/11 | vs. Kansas City | Total Fumbles | at Las Vegas | 9/18 | 0 |
| 1 | 10/16 | at Seattle | Fumbles Lost | vs. Philadelphia | 10/9 | 0 |
| 38:35 | 10/2 | at Carolina | Time of Possession | vs. Kansas City | 9/11 | 25:18 |
| 2 | 10/16 | at Seattle | Turnovers | at Las Vegas | 9/18 | 0 |
| | | | | vs. L.A. Rams | 9/25 | 0 |

CARDINALS HIGHS AND LOWS



| HIGH | DATE | OPPONENT | DEFENSIVE CATEGORY | OPPONENT | DATE | LOW |
|-------|-------|------------------|--------------------------------|------------------|-------|-------|
| 44 | 9/11 | vs. Kansas City | Points | at Carolina | 10/2 | 16 |
| 14 | 9/11 | vs. Kansas City | Points in a Quarter | at Las Vegas | 9/18 | 0 |
| 23 | 9/11 | vs. Kansas City | Points in a Half | vs. L.A. Rams | 9/25 | |
| 6 | 9/11 | vs. Kansas City | Total Touchdowns | at Carolina | 10/2 | |
| 71 | 10/9 | vs. Philadelphia | Total Plays | at Las Vegas | 9/18 | 3 |
| 488 | 9/11 | vs. Kansas City | Total Net Yards | at Seattle | 10/16 | 1 |
| 33 | 9/11 | vs. Kansas City | Total First Downs | vs. L.A. Rams | 9/25 | 46 |
| 12 | 10/9 | vs. Philadelphia | First Downs Rushing | at Carolina | 10/2 | 220 |
| 22 | 9/11 | vs. Kansas City | First Downs Passing | at Carolina | 10/2 | 11 |
| 4 | 9/11 | vs. Kansas City | First Down Penalties | at Carolina | 10/2 | 3 |
| 62.5% | 9/11 | vs. Kansas City | Third Down Efficiency | at Carolina | 10/2 | 20.0% |
| 7.4 | 9/11 | vs. Kansas City | Average Yards Per Play | at Carolina | 10/2 | 4.3 |
| 139 | 10/9 | vs. Philadelphia | Total Net Yards Rushing | at Carolina | 10/2 | 40 |
| 33 | 10/9 | vs. Philadelphia | Rushing Attempts | at Carolina | 10/2 | 13 |
| 5 | 9/25 | vs. L.A. Rams | Rushing Average Yards | at Carolina | 10/2 | 3.1 |
| 2 | 9/25 | vs. L.A. Rams | Rushing Touchdowns | at Las Vegas | 9/18 | 0 |
| 360 | 10/9 | vs. Philadelphia | Total Net Yards Passing | at Carolina | 10/2 | |
| 39 | 9/11 | vs. Kansas City | Passing Attempts | at Seattle | 10/16 | 160 |
| 30 | 9/11 | vs. Kansas City | Passing Completions | vs. L.A. Rams | 9/25 | 18 |
| 5 | 9/11 | vs. Kansas City | Passing Touchdowns | vs. L.A. Rams | 9/25 | 0 |
| 9.2 | 9/11 | vs. Kansas City | Passing Yards Average | vs. Philadelphia | 10/9 | |
| 2 | 9/25 | vs. L.A. Rams | Passes Thrown for Interception | at Seattle | 10/16 | 4.4 |
| | 10/2 | at Carolina | | at Seattle | 10/16 | |
| 5 | 10/16 | at Seattle | Times Sacked | vs. Kansas City | 9/11 | 0 |
| 5 | 10/16 | at Seattle | QB Sacks | vs. Kansas City | 9/11 | 0 |
| 37 | 10/16 | at Seattle | Sack Yards Lost | vs. Kansas City | 9/11 | 0 |
| 6 | 10/16 | at Seattle | Total Punts | vs. Kansas City | 9/11 | 2 |
| 293 | 10/16 | at Seattle | Total Punt Yards | vs. Kansas City | 9/11 | 108 |
| 54 | 9/11 | vs. Kansas City | Punt Gross Average Yards | vs. L.A. Rams | 9/25 | 45 |
| 49.3 | 10/2 | at Carolina | Punt Net Average Yards | vs. L.A. Rams | 9/25 | 41 |
| 5 | 9/11 | vs. Kansas City | Punt Returns | at Las Vegas | 9/18 | 0 |
| 44 | 9/11 | vs. Kansas City | Punt Return Yards | at Las Vegas | 9/18 | 0 |
| 14.0 | 9/25 | vs. L.A. Rams | Punt Return Yards Average | at Las Vegas | 9/18 | 0.0 |
| 4 | 10/2 | at Carolina | Kickoff Returns | at Las Vegas | 9/18 | 0 |
| 62 | 10/2 | at Carolina | Kickoff Return Yards | vs. Philadelphia | 10/9 | |
| 10 | 9/18 | at Las Vegas | Total Penalties | at Seattle | 10/16 | |
| 76 | 10/2 | at Carolina | Penalty Yards | at Las Vegas | 9/18 | 0 |
| 5 | 9/11 | vs. Kansas City | Total Fumbles | vs. Philadelphia | 10/9 | |
| 1 | 9/11 | vs. Kansas City | Fumbles Lost | at Seattle | 10/16 | |
| | 9/18 | at Las Vegas | | vs. Kansas City | 9/11 | 3 |
| | 9/25 | vs. L.A. Rams | | vs. Philadelphia | 10/9 | |
| | 10/2 | at Carolina | | vs. Kansas City | 9/11 | 25 |
| | 10/16 | at Seattle | | vs. L.A. Rams | 9/25 | 1 |
| 34:42 | 9/11 | vs. Kansas City | Time of Possession | vs. Philadelphia | 10/9 | 0 |
| 3 | 10/2 | at Carolina | Turnovers | vs. Philadelphia | 10/9 | 0 |



CARDINALS SUPERLATIVES

2022 REGULAR SEASON CARDINALS INDIVIDUAL SINGLE-GAME HIGHS

| | | | OPPONENT | DATE |
|------------------------------|------|-----------------|-------------|-------|
| Touchdowns | 1 | Eno Benjamin | vs. Eagles | 10/09 |
| | | Marquise Brown | vs. Eagles | 10/09 |
| | | Marquise Brown | at Panthers | 10/02 |
| | | Zach Ertz | at Panthers | 10/02 |
| | | Kyler Murray | at Panthers | 10/02 |
| | | Greg Dortch | at Raiders | 09/18 |
| | | Kyler Murray | at Raiders | 09/18 |
| | | Darrel Williams | at Raiders | 09/18 |
| | | Marquise Brown | vs. Chiefs | 09/11 |
| | | James Conner | vs. Chiefs | 09/11 |
| | | Zach Ertz | vs. Chiefs | 09/11 |
| Passes Attempted | 58 | Kyler Murray | vs. Rams | 09/25 |
| Passes Completed | 37 | Kyler Murray | vs. Rams | 09/25 |
| Completion Percentage | 71.8 | Kyler Murray | at Panthers | 10/02 |
| Passing Yards | 314 | Kyler Murray | vs. Rams | 09/25 |
| Yards Per Attempt | 6.5 | Kyler Murray | at Panthers | 10/02 |
| Touchdown Passes | 2 | Kyler Murray | at Panthers | 10/02 |
| | | Kyler Murray | vs. Chiefs | 09/11 |
| Pass Receptions | 14 | Marquise Brown | vs. Rams | 09/25 |
| Receiving Yards | 140 | Marquise Brown | vs. Rams | 09/25 |
| Touchdown Receptions | 1 | Marquise Brown | vs. Eagles | 10/09 |
| | | Marquise Brown | at Panthers | 10/02 |
| | | Zach Ertz | at Panthers | 10/02 |
| | | Greg Dortch | at Raiders | 09/18 |
| | | Marquise Brown | vs. Chiefs | 09/11 |
| | | Zach Ertz | vs. Chiefs | 09/11 |
| Rushing Yards | 100 | Kyler Murray | at Seahawks | 10/16 |
| Rushing Attempts | 15 | Eno Benjamin | at Seahawks | 10/16 |
| | | James Conner | at Panthers | 10/02 |
| Rushing Average | 10.0 | Kyler Murray | at Seahawks | 10/16 |
| Rushing Touchdowns | 1 | Eno Benjamin | vs. Eagles | 10/09 |
| | | Kyler Murray | at Panthers | 10/02 |
| | | Kyler Murray | at Raiders | 09/18 |
| | | Darrel Williams | at Raiders | 09/18 |
| | | James Conner | vs. Chiefs | 09/11 |
| Yards From Scrimmage | 140 | Marquise Brown | vs. Rams | 09/25 |
| Combined Net Yards | 140 | Marquise Brown | vs. Rams | 09/25 |
| Interceptions Made | 1 | Jalen Thompson | vs. Eagles | 10/09 |
| | | Dennis Gardeck | at Panthers | 10/02 |
| | | Jalen Thompson | at Panthers | 10/02 |
| Interceptions Thrown | 1 | Kyler Murray | at Seahawks | 10/16 |
| | | Kyler Murray | vs. Eagles | 10/09 |
| | | Kyler Murray | at Panthers | 10/02 |
| | | Kyler Murray | at Raiders | 09/18 |
| INT Return Yards | 24 | Dennis Gardeck | at Panthers | 10/02 |
| Tackles | 13 | Isaiah Simmons | vs. Eagles | 10/09 |
| | | Budda Baker | vs. Chiefs | 09/11 |
| Sacks | 2.0 | Zaven Collins | at Seahawks | 10/16 |
| Punts | 5 | Andy Lee | vs. Chiefs | 09/11 |
| Punts Inside the 20 | 2 | Andy Lee | vs. Eagles | 10/09 |
| Punting Average | 56.7 | Andy Lee | at Panthers | 10/02 |
| Punt Returns | 3 | Greg Dortch | at Seahawks | 10/16 |
| | | Greg Dortch | at Panthers | 10/02 |
| | | Greg Dortch | vs. Rams | 09/25 |
| Punt Return Yards | 21 | Greg Dortch | at Raiders | 09/18 |
| Kickoff Returns | 2 | Greg Dortch | at Seahawks | 10/16 |
| | | Eno Benjamin | at Panthers | 10/02 |
| | | Eno Benjamin | at Raiders | 09/18 |
| | | Eno Benjamin | vs. Chiefs | 09/11 |
| Kickoff Return Yards | 68 | Eno Benjamin | vs. Chiefs | 09/11 |
| Field Goals Attempted | 4 | Matt Prater | vs. Rams | 09/25 |
| Field Goals Made | 4 | Matt Prater | vs. Rams | 09/25 |

2022 REGULAR SEASON ARIZONA CARDINALS LONGEST PLAYS

| | | | OPPONENT | DATE |
|---|----|------------------|-------------|-------|
| Run From Scrimmage | 42 | Kyler Murray | at Seahawks | 10/16 |
| Touchdown Run | 11 | Eno Benjamin | vs. Eagles | 10/09 |
| Passing Long | 32 | Kyler Murray | at Seahawks | 10/16 |
| Touchdown Pass Long | 25 | Kyler Murray | vs. Eagles | 10/09 |
| Pass Reception | 32 | Zach Ertz | at Seahawks | 10/16 |
| Touchdown Reception | 25 | Marquise Brown | vs. Eagles | 10/09 |
| Interception Return | 24 | Dennis Gardeck | at Panthers | 10/02 |
| Longest Opponent's Fumble Return | 59 | Byron Murphy Jr. | at Raiders | 09/18 |
| Punt Return | 18 | Greg Dortch | at Raiders | 09/18 |
| Kickoff Return | 44 | Eno Benjamin | vs. Chiefs | 09/11 |
| Punt | 62 | Andy Lee | at Panthers | 10/02 |
| Field Goal | 49 | Matt Prater | vs. Rams | 09/25 |
| Field Goal Attempt | 49 | Matt Prater | vs. Rams | 09/25 |



2022 REGULAR SEASON OPPONENTS INDIVIDUAL SINGLE-GAME HIGHS

| | | | OPPONENT | DATE |
|------------------------------|------|--------------------------|-------------|-------|
| Touchdowns | 2 | Jalen Hurts | vs. Eagles | 10/09 |
| | | Clyde Edwards-Helaire | vs. Chiefs | 09/11 |
| Passes Attempted | 39 | Derek Carr | at Raiders | 09/18 |
| | | Patrick Mahomes | vs. Chiefs | 09/11 |
| Passes Completed | 30 | Patrick Mahomes | vs. Chiefs | 09/11 |
| Completion Percentage | 76.9 | Patrick Mahomes | vs. Chiefs | 09/11 |
| Passing Yards | 360 | Patrick Mahomes | vs. Chiefs | 09/11 |
| Yards Per Attempt | 10.0 | Matthew Stafford | vs. Rams | 09/25 |
| Touchdown Passes | 5 | Patrick Mahomes | vs. Chiefs | 09/11 |
| Pass Receptions | 10 | DeVonta Smith | vs. Eagles | 10/09 |
| Receiving Yards | 121 | Travis Kelce | vs. Chiefs | 09/11 |
| Touchdown Receptions | 2 | Clyde Edwards-Helaire | vs. Chiefs | 09/11 |
| Rushing Yards | 97 | Kenneth Walker III | at Seahawks | 10/16 |
| Rushing Attempts | 21 | Kenneth Walker III | at Seahawks | 10/16 |
| Rushing Average | 8.0 | Geno Smith | at Seahawks | 10/16 |
| Rushing Touchdowns | 2 | Jalen Hurts | vs. Eagles | 10/09 |
| Yards From Scrimmage | 121 | Travis Kelce | vs. Chiefs | 09/11 |
| Combined Net Yards | 121 | Travis Kelce | vs. Chiefs | 09/11 |
| Interceptions Made | 1 | Tariq Woolen | at Seahawks | 10/16 |
| | | Chauncey Gardner-Johnson | vs. Eagles | 10/09 |
| | | Frankie Luvu | at Panthers | 10/02 |
| | | Amik Robertson | at Raiders | 09/18 |
| Interceptions Thrown | 2 | Baker Mayfield | at Panthers | 10/02 |
| INT Return Yards | 33 | Frankie Luvu | at Panthers | 10/02 |
| Tackles | 16 | Divine Deablo | at Raiders | 09/18 |
| Sacks | 1.0 | Poona Ford | at Seahawks | 10/16 |
| | | Shelby Harris | at Seahawks | 10/16 |
| | | Quinton Jefferson | at Seahawks | 10/16 |
| | | Ryan Neal | at Seahawks | 10/16 |
| | | Uchenna Nwosu | at Seahawks | 10/16 |
| | | Darrell Taylor | at Seahawks | 10/16 |
| | | Haason Reddick | vs. Eagles | 10/09 |
| | | Brian Burns | at Panthers | 10/02 |
| | | Aaron Donald | vs. Rams | 09/25 |
| | | Terrell Lewis | vs. Rams | 09/25 |
| | | Maxx Crosby | at Raiders | 09/18 |
| | | Carlos Dunlap II | vs. Chiefs | 09/11 |
| | | L'Jarius Sneed | vs. Chiefs | 09/11 |
| | | Tershawn Wharton | vs. Chiefs | 09/11 |
| Punts | 6 | Michael Dickson | at Seahawks | 10/16 |
| Punts Inside the 20 | 3 | Arryn Siposs | vs. Eagles | 10/09 |
| Punting Average | 54.0 | Tommy Townsend | vs. Chiefs | 09/11 |
| Punt Returns | 4 | Sky Moore | vs. Chiefs | 09/11 |
| Punt Return Yards | 43 | Brandon Powell | vs. Rams | 09/25 |
| Kickoff Returns | 2 | Chuba Hubbard | at Panthers | 10/02 |
| Kickoff Return Yards | 31 | Brandon Powell | vs. Rams | 09/25 |
| Field Goals Attempted | 4 | Jason Myers | at Seahawks | 10/16 |
| Field Goals Made | 4 | Jason Myers | at Seahawks | 10/16 |

2022 REGULAR SEASON OPPONENTS LONGEST PLAYS

| | | | OPPONENT | DATE |
|----------------------------------|----|---------------------|-------------|-------|
| Run From Scrimmage | 34 | Kenneth Walker III | at Seahawks | 10/16 |
| Touchdown Run | 20 | Cooper Kupp | vs. Rams | 09/25 |
| Passing Long | 35 | Patrick Mahomes | vs. Chiefs | 09/11 |
| Touchdown Pass Long | 13 | Baker Mayfield | at Panthers | 10/02 |
| Pass Reception | 35 | Travis Kelce | vs. Chiefs | 09/11 |
| Touchdown Reception | 13 | Christian McCaffrey | at Panthers | 10/02 |
| Interception Return | 33 | Frankie Luvu | at Panthers | 10/02 |
| Longest INT Return for TD | 33 | Frankie Luvu | at Panthers | 10/02 |
| Punt Return | 22 | Brandon Powell | vs. Rams | 09/25 |
| Punt | 66 | AJ Cole | at Raiders | 09/18 |
| Field Goal | 55 | Daniel Carlson | at Raiders | 09/18 |
| Field Goal Attempt | 55 | Daniel Carlson | at Raiders | 09/18 |



CARDINALS TRANSACTIONS

| DATE | POS. | NAME | TRANSACTION |
|-------|------|--------------------|---|
| 1/16 | CB | Breon Borders | Released |
| 1/17 | DL | Zach Kerr | Elevated to the active roster from the practice squad as a standard elevation |
| 1/17 | CB | Kevin Peterson | Elevated to the active roster from the practice squad as a standard elevation |
| 1/17 | LB | Ezekiel Turner | Activated from the injured reserve/designated for return list |
| 1/17 | DL | J.J. Watt | Activated from the injured reserve/designated for return list |
| 1/19 | G | Eric Smith | Signed a reserve/future contract |
| 1/19 | S | Javon Hagan | Signed a reserve/future contract |
| 1/19 | TE | Bernhard Seikovits | Signed a reserve/future contract |
| 1/19 | ILB | Joe Walker | Signed a reserve/future contract |
| 1/19 | WR | Andre Baccellia | Signed a reserve/future contract |
| 1/19 | CB | Breon Borders | Signed a reserve/future contract |
| 1/19 | CB | Nate Brooks | Signed a reserve/future contract |
| 1/19 | DE | Matt Dickerson | Signed a reserve/future contract |
| 1/19 | G | Danny Isidora | Signed a reserve/future contract |
| 1/19 | G | Koda Martin | Signed a reserve/future contract |
| 1/19 | RB | Jaylen Samuels | Signed a reserve/future contract |
| 1/19 | TE | David Wells | Signed a reserve/future contract |
| 1/19 | CB | Jace Whittaker | Signed a reserve/future contract |
| 1/19 | TE | Deon Yelder | Signed a reserve/future contract |
| 1/25 | P | Nolan Cooney | Signed a reserve/future contract |
| 2/9 | DE | Jonathan Ledbetter | Signed a reserve/future contract |
| 3/9 | RB | Jonathan Ward | Signed to a one-year contract |
| 3/9 | ILB | Jordan Hicks | Released |
| 3/10 | WR | Antoine Wesley | Signed to a one-year contract |
| 3/13 | TE | Zach Ertz | Signed to a three-year contract |
| 3/14 | QB | Colt McCoy | Signed to a two-year contract |
| 3/14 | RB | James Conner | Signed to a three-year contract |
| 3/14 | OLB | Dennis Gardeck | Signed to a three-year contract |
| 3/14 | DE | Michael Dogbe | Signed to a one-year contract |
| 3/16 | CB | Jeff Gladney | Signed to a two-year contract |
| 3/16 | TE | Maxx Williams | Signed to a one-year contract |
| 3/17 | LS | Aaron Brewer | Signed to a one-year contract |
| 3/17 | P | Andy Lee | Signed to a one-year contract |
| 3/18 | ILB | Ezekiel Turner | Signed to a one-year contract |
| 3/22 | OLB | Nick Vigil | Signed to a one-year contract |
| 3/28 | G | Will Hernandez | Signed to a one-year contract |
| 4/4 | TE | Stephen Anderson | Signed to a one-year contract |
| 4/14 | WR | A.J. Green | Signed to a one-year contract |
| 4/19 | OL | Haggai Ndubuisi | Signed to a three-year contract |
| 4/26 | OLB | Ron Dell Carter | Awarded waiver claim (Houston) |
| 4/26 | CB | Antonio Hamilton | Re-signed to a one-year contract |
| 4/28 | WR | Marquise Brown | Acquired from the Ravens along with a third-round selection in the 2022 NFL Draft for a first-round selection in the 2022 NFL Draft |
| 5/2 | S | Charles Washington | Re-signed to a one-year contract |
| 5/12 | RB | Keaontay Ingram | Signed to a four-year contract |
| 5/12 | LB | Jesse Luketa | Signed to a four-year contract |
| 5/12 | OL | Lecitus Smith | Signed to a four-year contract |
| 5/13 | DL | Kingsley Keke | Signed to a one-year contract |
| 5/17 | LB | Jessie Lemonier | Awarded waiver claim (Detroit) |
| 5/17 | OL | Marquis Hayes | Signed to a four-year contract |
| 5/17 | CB | Christian Matthew | Signed to a four-year contract |
| 5/17 | TE | Trey McBride | Signed to a four-year contract |
| 5/18 | DE | Myjai Sanders | Signed to a four-year contract |
| 5/31 | RB | Jaylen Samuels | Released |
| 5/31 | RB | Darrel Williams | Signed to a one-year contract |
| 6/16 | CB | Josh Jackson | Signed to a one-year contract |
| 6/16 | LB | Ben Niemann | Signed to a one-year contract |
| 7/21 | QB | Kyler Murray | Signed to a five-year contract extension |
| 7/22 | TE | Maxx Williams | Placed on PUP |
| 7/22 | WR | Victor Bolden Jr. | Signed a one-year contract |
| 7/26 | WR | Marquise Brown | Placed on NFI |
| 7/29 | DL | Matt Dickerson | Released |
| 7/29 | TE | David Wells | Released |
| 7/29 | DL | Antwaun Woods | Signed to a one-year contract |
| 7/29 | DL | Christian Ringo | Signed to a one-year contract |
| 8/2 | WR | Christian Blake | Released |
| 8/2 | OL | Rashaad Coward | Signed to a one-year contract |
| 8/2 | WR | Marquise Brown | Activated from NFI |
| 8/4 | TE | Maxx Williams | Activated from PUP |
| 8/4 | OL | Eric Smith | Released |
| 8/4 | WR | Marcell Ateman | Signed to a one-year contract |
| 8/9 | CB | Nate Brooks | Released |
| 8/9 | CB | Cortez Davis | Signed to a one-year contract |
| 8/14 | CB | Breon Borders | Released |
| 8/14 | DL | Kingsley Keke | Released |
| 8/14 | OL | Greg Long | Released |
| 8/14 | OL | Haggai Ndubuisi | Released |
| 8/14 | RB | Ronnie Rivers | Released |
| 8/17 | LB | Jessie Lemonier | Released |
| 8/18 | TE | Josh Hokit | Signed a one-year contract |
| 8/19 | TE | Deon Yelder | Released |
| 8/19 | OL | Greg Long | Re-signed |
| 8/22 | WR | Marcell Ateman | Released |
| 8/22 | OL | Cody Ford | Acquired from the Bills in exchange for a 2023 fifth round draft choice |
| 8/23 | CB | Darrell Baker Jr. | Waived/Injured |
| 8/23 | P | Nolan Cooney | Released |
| 8/23 | CB | Cortez Davis | Released |
| 8/23 | TE | Josh Hokit | Released |
| 8/29 | CB | Josh Jackson | Released |
| 8/29 | OL | Koda Martin | Released |
| 8/29 | LB | Joe Walker | Released |
| 8/30 | CB | Trayvon Mullen Jr. | Acquired from Raiders in exchange for an undisclosed 2023 draft pick |
| 8/30 | OL | Marquis Hayes | Placed on Injured Reserve |
| 8/30 | TE | Stephen Anderson | Released |
| 8/30 | WR | Andre Baccellia | Released |
| 8/30 | WR | Victor Bolden Jr. | Released |
| 8/30 | LS | Aaron Brewer | Released |
| 8/30 | OL | Rashaad Coward | Released |
| 8/30 | OL | Danny Isidora | Released |
| 8/30 | DL | Manny Jones | Released |
| 8/30 | LB | Devon Kennard | Released |
| 8/30 | WR | Jontre Kirklin | Released |
| 8/30 | LB | Jesse Luketa | Released |
| 8/30 | QB | Trace McSorley | Released |
| 8/30 | WR | JaVonta Payton | Released |
| 8/30 | TE | Bernhard Seikovits | Released |
| 8/30 | CB | Jace Whittaker | Released |
| 8/30 | S | James Wiggins | Released |
| 8/30 | DL | Antwaun Woods | Released |
| 8/30 | LB | Chandler Wooten | Released |
| 8/30 | OL | Justin Murray | Reached injury settlement |
| 8/30 | DL | Christian Ringo | Reached injury settlement |
| 8/30 | OL | Josh Miles | Waived/Injured |
| 8/30 | TE | Chris Pierce Jr. | Waived/Injured |
| 8/30 | WR | DeAndre Hopkins | Placed on Reserve/Suspended List |
| 8/31 | CB | Christian Matthew | Released |
| 8/31 | WR | Andre Baccellia | Signed to practice squad |
| 8/31 | WR | Victor Bolden Jr. | Signed to practice squad |
| 8/31 | OL | Rashaad Coward | Signed to practice squad |
| 8/31 | DL | Danny Isidora | Signed to practice squad |
| 8/31 | DL | Manny Jones | Signed to practice squad |
| 8/31 | WR | Jontre Kirklin | Signed to practice squad |
| 8/31 | LB | Jesse Luketa | Signed to practice squad |
| 8/31 | QB | Trace McSorley | Signed to practice squad |
| 8/31 | CB | Jace Whittaker | Signed to practice squad |
| 8/31 | DL | Antwaun Woods | Signed to practice squad |
| 8/31 | LB | Chandler Wooten | Signed to practice squad |
| 8/31 | TE | Bernhard Seikovits | International Player Practice Squad Exemption |
| 8/31 | CB | Javelin Guidry | Claimed off waivers (NYJ) |
| 8/31 | TE | Chris Pierce Jr. | Placed on Injured Reserve |
| 8/31 | OL | Josh Miles | Placed on Injured Reserve |
| 9/1 | TE | Stephen Anderson | Re-signed to roster |
| 9/1 | CB | Christian Matthew | Re-signed to roster |
| 9/1 | LS | Aaron Brewer | Re-signed to roster |
| 9/1 | CB | Antonio Hamilton | Placed on non-football injury |
| 9/1 | S | Charles Washington | Placed on Injured Reserve |
| 9/1 | WR | Antoine Wesley | Placed on Injured Reserve |
| 9/1 | LB | Devon Kennard | Signed to practice squad |
| 9/1 | S | Steven Parker | Signed to practice squad |
| 9/1 | S | Josh Thomas | Signed to practice squad |
| 9/1 | OL | Badara Traore | Signed to practice squad |
| 9/2 | TE | Chris Pierce Jr. | Waived/Injured |
| 9/2 | S | Jalen Thompson | Signed to a three-year contract extension |
| 9/2 | DT | Andrew Brown | Signed to practice squad |
| 9/7 | QB | Colt McCoy | Placed on Injured Reserve |
| 9/7 | QB | Trace McSorley | Signed to active roster |
| 9/7 | WR | Jontre Kirklin | Released |
| 9/7 | CB | Corey Ballentine | Signed to practice squad |
| 9/10 | LB | Devon Kennard | Elevated from practice squad to active roster |
| 9/10 | CB | Jace Whittaker | Elevated from practice squad to active roster |
| 9/10 | CB | Javelin Guidry | Released |
| 9/10 | WR | Andre Baccellia | Signed from practice squad to active roster |
| 9/10 | OL | Cody Ford | Placed on Injured Reserve |
| 9/10 | OL | Max Garcia | Signed from NYG's practice squad to active roster |
| 9/14 | WR | Victor Bolden Jr. | Placed on PS-Injured Reserve |
| 9/14 | OL | Rashaad Coward | Placed on PS-Injured Reserve |
| 9/14 | WR | Jeff Cotton Jr. | Signed to practice squad |
| 9/14 | WR | JaVonta Payton | Signed to practice squad |
| 9/14 | OL | Koda Martin | Signed to practice squad |
| 9/15 | WR | JaVonta Payton | Released |
| 9/15 | WR | Javon Wims | Signed to practice squad |
| 9/17 | LB | Devon Kennard | Elevated from practice squad to active roster |
| 9/17 | CB | Jace Whittaker | Elevated from practice squad to active roster |
| 9/20 | WR | Andre Baccellia | Released |
| 9/20 | LB | Devon Kennard | Signed to active roster |
| 9/20 | OL | Lachavious Simmons | Signed to practice squad |
| 9/20 | OL | Koda Martin | Released |
| 9/20 | CB | Corey Ballentine | Released |
| 9/20 | WR | Jeff Cotton Jr. | Released |
| 9/20 | S | Steven Parker | Released |
| 9/21 | WR | Andre Baccellia | Signed to practice squad |
| 9/24 | WR | Andre Baccellia | Elevated from practice squad to active roster |
| 9/24 | CB | Jace Whittaker | Elevated from practice squad to active roster |
| 9/27 | LB | Jesse Luketa | Signed to the active roster |
| 9/27 | S | Deionte Thompson | Released |
| 9/29 | S | Chris Banjo | Signed to practice squad |
| 10/1 | WR | Andre Baccellia | Elevated from practice squad to active roster |
| 10/1 | S | Chris Banjo | Elevated from practice squad to active roster |
| 10/4 | OL | Billy Price | Signed from LV's practice squad to active roster |
| 10/4 | WR | Andy Isabella | Released |
| 10/4 | QB | Jarrett Guarantano | Released |
| 10/4 | K | Matt Ammendola | Signed to practice squad |
| 10/5 | OL | Koda Martin | Signed to practice squad |
| 10/5 | OL | Lachavious Simmons | Placed on practice squad/injured reserve |
| 10/7 | TE | Maxx Williams | Released |
| 10/8 | LEO | Nick Vigil | Placed on Injured Reserve |
| 10/8 | CB | Antonio Hamilton | Activated from the designated to return list |
| 10/8 | WR | Andre Baccellia | Signed to the active roster |
| 10/8 | K | Matt Ammendola | Elevated from practice squad to active roster |
| 10/8 | S | Chris Banjo | Elevated from practice squad to active roster |
| 10/10 | TE | Maxx Williams | Signed to practice squad |
| 10/10 | WR | C.J. Board | Released |
| 10/11 | WR | Andre Baccellia | Released |
| 10/11 | OL | Danny Isidora | Released |
| 10/12 | K | Matt Ammendola | Signed to active roster from practice squad |
| 10/12 | S | Chris Banjo | Signed to active roster from practice squad |
| 10/12 | RB | Jonathan Ward | Placed on Injured Reserve |
| 10/12 | RB | Corey Clement | Signed to practice squad |
| 10/12 | RB | Ty'Son Williams | Signed to practice squad |
| 10/12 | WR | Laquon Treadwell | Signed to practice squad |
| 10/12 | WR | Andre Baccellia | Signed to practice squad |
| 10/15 | LB | Devon Kennard | Released |
| 10/15 | QB | Colt McCoy | Activated from injured reserve list |
| 10/17 | WR | Robbie Anderson | Acquired from Panthers in exchange for undisclosed draft picks |
| 10/17 | K | Matt Ammendola | Released |
| 10/17 | WR | DeAndre Hopkins | Activated from Reserve/Suspended list |

CARDINALS PARTICIPATION



2022 REGULAR SEASON ARIZONA CARDINALS PLAYER PARTICIPATION

| PLAYERS | 2022 | | | | | | | | | | | | | | | | | GP | GS | DNP | IN |
|--------------------|------|-------|------|-------|-------|-------|----|-------|-----|-------|----|-----|----|-------|----|-------|------|----|----|-----|----|
| | 1 | 2 | 3 | 4 | 5 | 6 | 7 | 8 | 9 | 10 | 11 | 12 | 13 | 14 | 15 | 16 | 17 | | | | |
| | KC | @ LV | LAR | @ CAR | PHI | @ SEA | NO | @ MIN | SEA | @ LAR | SF | LAC | NE | @ DEN | TB | @ ATL | @ SF | | | | |
| Zach Allen | DT | DT | DT | DT | DT | DT | - | - | - | - | - | - | - | - | - | - | - | 6 | 6 | 0 | 0 |
| Matt Ammendola | - | - | - | - | P | P | - | - | - | - | - | - | - | - | - | - | - | 2 | 0 | 0 | 0 |
| Stephen Anderson | P | P | P | P | P | P | - | - | - | - | - | - | - | - | - | - | - | 6 | 0 | 0 | 0 |
| Andre Baccellia | P | P | P | P | P | PS | - | - | - | - | - | - | - | - | - | - | - | 5 | 0 | 0 | 0 |
| Budda Baker | S | S | S | S | S | S | - | - | - | - | - | - | - | - | - | - | - | 6 | 6 | 0 | 0 |
| Corey Ballentine | PS | PS | - | - | - | - | - | - | - | - | - | - | - | - | - | - | - | 0 | 0 | 0 | 0 |
| Chris Banjo | - | - | - | P | DB | P | - | - | - | - | - | - | - | - | - | - | - | 3 | 1 | 0 | 0 |
| Kelvin Beachum | RT | RT | RT | RT | RT | RT | - | - | - | - | - | - | - | - | - | - | - | 6 | 6 | 0 | 0 |
| Eno Benjamin | P | P | P | P | P | RB | - | - | - | - | - | - | - | - | - | - | - | 6 | 1 | 0 | 0 |
| Stanley Berryhill | - | - | PS | PS | PS | PS | - | - | - | - | - | - | - | - | - | - | - | 0 | 0 | 0 | 0 |
| C.J. Board | - | - | PS | PS | PS | - | - | - | - | - | - | - | - | - | - | - | - | 0 | 0 | 0 | 0 |
| Victor Bolden Jr. | PS | PS/IR | - | - | - | - | - | - | - | - | - | - | - | - | - | - | - | 0 | 0 | 0 | 0 |
| Aaron Brewer | P | P | P | P | P | P | - | - | - | - | - | - | - | - | - | - | - | 6 | 0 | 0 | 0 |
| Andrew Brown | - | PS | PS | PS | PS | PS | - | - | - | - | - | - | - | - | - | - | - | 0 | 0 | 0 | 0 |
| Zaven Collins | ILB | ILB | ILB | ILB | ILB | ILB | - | - | - | - | - | - | - | - | - | - | - | 6 | 6 | 0 | 0 |
| James Conner | RB | RB | RB | RB | RB | IAJ | - | - | - | - | - | - | - | - | - | - | - | 5 | 5 | 0 | 1 |
| Jeff Cotton Jr. | - | PS | - | - | - | - | - | - | - | - | - | - | - | - | - | - | - | 0 | 0 | 0 | 0 |
| Tae Daley | IR | - | - | - | - | - | - | - | - | - | - | - | - | - | - | - | - | 0 | 0 | 0 | 0 |
| Victor Dimukeje | P | P | P | P | P | P | - | - | - | - | - | - | - | - | - | - | - | 6 | 0 | 0 | 0 |
| Michael Dogbe | DE | P | P | DE | P | P | - | - | - | - | - | - | - | - | - | - | - | 6 | 2 | 0 | 0 |
| Greg Dortch | WR | WR | P | P | P | P | - | - | - | - | - | - | - | - | - | - | - | 6 | 2 | 0 | 0 |
| Zach Ertz | TE | TE | TE | TE | TE | TE | - | - | - | - | - | - | - | - | - | - | - | 6 | 6 | 0 | 0 |
| Leki Fotu | P | P | P | P | NT | P | - | - | - | - | - | - | - | - | - | - | - | 6 | 1 | 0 | 0 |
| Max Garcia | P | P | P | P | IAJ | P | - | - | - | - | - | - | - | - | - | - | - | 5 | 0 | 0 | 1 |
| Dennis Gardeck | P | OLB | P | P | P | OLB | - | - | - | - | - | - | - | - | - | - | - | 6 | 2 | 0 | 0 |
| Markus Golden | OLB | OLB | OLB | OLB | OLB | OLB | - | - | - | - | - | - | - | - | - | - | - | 6 | 6 | 0 | 0 |
| A.J. Green | WR | WR | WR | IAJ | P | P | - | - | - | - | - | - | - | - | - | - | - | 5 | 3 | 0 | 1 |
| Jarrett Guarantano | PS | PS | PS | PS | - | - | - | - | - | - | - | - | - | - | - | - | - | 0 | 0 | 0 | 0 |
| Nate Hairston | - | - | PS | PS | PS | PS | - | - | - | - | - | - | - | - | - | - | - | 0 | 0 | 0 | 0 |
| Antonio Hamilton | NFIN | NFIN | NFIN | NFIN | P | P | - | - | - | - | - | - | - | - | - | - | - | 2 | 0 | 0 | 0 |
| Sean Harlow | C | P | P | P | C | C | - | - | - | - | - | - | - | - | - | - | - | 6 | 3 | 0 | 0 |
| Marquis Hayes | IR | IR | IR | IR | IR | IR | - | - | - | - | - | - | - | - | - | - | - | 0 | 0 | 0 | 0 |
| Will Hernandez | RG | RG | RG | RG | RG | RG | - | - | - | - | - | - | - | - | - | - | - | 6 | 6 | 0 | 0 |
| DeAndre Hopkins | SUS | SUS | SUS | SUS | SUS | SUS | - | - | - | - | - | - | - | - | - | - | - | 0 | 0 | 0 | 0 |
| Rodney Hudson | C | C | C | C | IAJ | IAJ | - | - | - | - | - | - | - | - | - | - | - | 4 | 4 | 0 | 2 |
| D.J. Humphries | LT | LT | LT | LT | LT | LT | - | - | - | - | - | - | - | - | - | - | - | 6 | 6 | 0 | 0 |
| Keaontay Ingram | IA | IA | IA | IA | IA | P | - | - | - | - | - | - | - | - | - | - | - | 1 | 0 | 0 | 5 |
| Andy Isabella | P | GXGD | P | P | - | - | - | - | - | - | - | - | - | - | - | - | - | 3 | 0 | 0 | 1 |
| Danny Isidora | PS | PS | PS | PS | PS | - | - | - | - | - | - | - | - | - | - | - | - | 0 | 0 | 0 | 0 |
| Josh Jones | P | P | P | P | P | P | - | - | - | - | - | - | - | - | - | - | - | 6 | 0 | 0 | 0 |
| Manny Jones | PS | PS | PS | PS | PS | PS | - | - | - | - | - | - | - | - | - | - | - | 0 | 0 | 0 | 0 |
| Devon Kennard | P | P | P | P | OLB | - | - | - | - | - | - | - | - | - | - | - | - | 5 | 1 | 0 | 0 |
| Rashard Lawrence | NT | NT | NT | IAJ | IAJ | NT | - | - | - | - | - | - | - | - | - | - | - | 4 | 4 | 0 | 2 |
| Jonathan Ledbetter | P | IA | IA | P | P | P | - | - | - | - | - | - | - | - | - | - | - | 4 | 0 | 0 | 2 |
| Andy Lee | P | P | P | P | P | P | - | - | - | - | - | - | - | - | - | - | - | 6 | 0 | 0 | 0 |
| Jesse Luketa | PS | PS | PS | IA | IA | P | - | - | - | - | - | - | - | - | - | - | - | 1 | 0 | 0 | 2 |
| Koda Martin | - | PS | - | - | PS | PS | - | - | - | - | - | - | - | - | - | - | - | 0 | 0 | 0 | 0 |
| Christian Matthew | P | P | IA | P | P | P | - | - | - | - | - | - | - | - | - | - | - | 5 | 0 | 0 | 1 |
| Trey McBride | IA | P | TE | TE | TE | TE | - | - | - | - | - | - | - | - | - | - | - | 5 | 4 | 0 | 1 |
| Colt McCoy | IR | IR | IR | IR | IR | DNP | - | - | - | - | - | - | - | - | - | - | - | 0 | 0 | 1 | 0 |
| Trace McSorley | P | DNP | DNP | DNP | DNP | IA | - | - | - | - | - | - | - | - | - | - | - | 1 | 0 | 4 | 1 |
| Josh Miles | IR | IR | IR | IR | IR | IR | - | - | - | - | - | - | - | - | - | - | - | 0 | 0 | 0 | 0 |
| Rondale Moore | IAJ | IAJ | IAJ | WR | WR | WR | - | - | - | - | - | - | - | - | - | - | - | 3 | 3 | 0 | 3 |
| Trayvon Mullen Jr. | IAJ | IAJ | P | P | IAJ | IAJ | - | - | - | - | - | - | - | - | - | - | - | 2 | 0 | 0 | 4 |
| Byron Murphy Jr. | CB | CB | CB | CB | CB | CB | - | - | - | - | - | - | - | - | - | - | - | 6 | 6 | 0 | 0 |
| Kyler Murray | QB | QB | QB | QB | QB | QB | - | - | - | - | - | - | - | - | - | - | - | 6 | 6 | 0 | 0 |
| Ben Niemann | P | P | P | ILB | P | P | - | - | - | - | - | - | - | - | - | - | - | 6 | 1 | 0 | 0 |
| Steven Parker | PS | PS | - | - | - | - | - | - | - | - | - | - | - | - | - | - | - | 0 | 0 | 0 | 0 |
| Matt Prater | P | P | P | P | IAJ | IAJ | - | - | - | - | - | - | - | - | - | - | - | 4 | 0 | 0 | 2 |
| Billy Price | - | - | - | - | DNP | DNP | - | - | - | - | - | - | - | - | - | - | - | 0 | 0 | 2 | 0 |
| Justin Pugh | IAJ | LG | LG | LG | LG | LG | - | - | - | - | - | - | - | - | - | - | - | 5 | 5 | 0 | 1 |
| Myjai Sanders | IA | IA | IA | IA | P | P | - | - | - | - | - | - | - | - | - | - | - | 2 | 0 | 0 | 4 |
| Bernhard Seikovits | IPP | IPP | IPP | IPP | IPP | IPP | - | - | - | - | - | - | - | - | - | - | - | 0 | 0 | 0 | 0 |
| Isaiah Simmons | ILB | P | P | ILB | P | P | - | - | - | - | - | - | - | - | - | - | - | 6 | 2 | 0 | 0 |
| Lachavious Simmons | - | - | PS | PS | PS/IR | PS/IR | - | - | - | - | - | - | - | - | - | - | - | 0 | 0 | 0 | 0 |
| Lecitus Smith | P | IA | IA | IA | P | IA | - | - | - | - | - | - | - | - | - | - | - | 2 | 0 | 0 | 4 |
| Cameron Thomas | P | P | P | P | P | P | - | - | - | - | - | - | - | - | - | - | - | 6 | 0 | 0 | 0 |
| Josh Thomas | PS | PS | PS | PS | PS | PS | - | - | - | - | - | - | - | - | - | - | - | 0 | 0 | 0 | 0 |
| Deionte Thompson | P | P | P | - | - | - | - | - | - | - | - | - | - | - | - | - | - | 3 | 0 | 0 | 0 |
| Jalen Thompson | S | S | S | S | S | S | - | - | - | - | - | - | - | - | - | - | - | 6 | 6 | 0 | 0 |
| Badara Traore | PS | PS | PS | PS | PS | PS | - | - | - | - | - | - | - | - | - | - | - | 0 | 0 | 0 | 0 |
| Ezekiel Turner | P | P | IAJ | IAJ | P | P | - | - | - | - | - | - | - | - | - | - | - | 4 | 0 | 0 | 2 |
| Tanner Vallejo | P | ILB | P | P | ILB | ILB | - | - | - | - | - | - | - | - | - | - | - | 6 | 3 | 0 | 0 |
| Nick Vigil | LB | P | ILB | P | IR | IR | - | - | - | - | - | - | - | - | - | - | - | 4 | 2 | 0 | 0 |
| Jonathan Ward | P | P | P | P | P | IR | - | - | - | - | - | - | - | - | - | - | - | 5 | 0 | 0 | 0 |
| Charles Washington | IR | IR | IR | IR | IR | IR | - | - | - | - | - | - | - | - | - | - | - | 0 | 0 | 0 | 0 |
| J.J. Watt | IAJ | DE | DE | DE | DE | DE | - | - | - | - | - | - | - | - | - | - | - | 5 | 5 | 0 | 1 |
| Antoine Wesley | IR | IR | IR | IR | IR | IR | - | - | - | - | - | - | - | - | - | - | - | 0 | 0 | 0 | 0 |
| Jace Whittaker | P | P | DB | PS | PS | PS | - | - | - | - | - | - | - | - | - | - | - | 3 | 1 | 0 | 0 |
| James W | | | | | | | | | | | | | | | | | | | | | |



CARDINALS STARTERS AND INACTIVES

OFFENSE

| DATE | OPPONENT | WR | LT | LG | C | RG | RT | TE | QB | RB |
|-------|------------------|-------------------------------|--------------|-----------|-----------|--------------|------------|---------------------|-----------|-------------|
| 9/11 | Kansas City | A. Green/ G. Dortch/ M. Brown | D. Humphries | S. Harlow | R. Hudson | W. Hernandez | K. Beachum | Z. Ertz | K. Murray | J. Conner |
| 9/18 | at Las Vegas | A. Green/ G. Dortch/ M. Brown | D. Humphries | J. Pugh | R. Hudson | W. Hernandez | K. Beachum | Z. Ertz | K. Murray | J. Conner |
| 9/25 | L.A. Rams | A. Green/ M. Brown | D. Humphries | J. Pugh | R. Hudson | W. Hernandez | K. Beachum | T. McBride/ Z. Ertz | K. Murray | J. Conner |
| 10/2 | at Carolina | R. Moore/ M. Brown | D. Humphries | J. Pugh | R. Hudson | W. Hernandez | K. Beachum | T. McBride/ Z. Ertz | K. Murray | J. Conner |
| 10/9 | Philadelphia | R. Moore/ M. Brown | D. Humphries | J. Pugh | S. Harlow | W. Hernandez | K. Beachum | T. McBride/ Z. Ertz | K. Murray | J. Conner |
| 10/16 | at Seattle | R. Moore/ M. Brown | D. Humphries | J. Pugh | S. Harlow | W. Hernandez | K. Beachum | T. McBride/ Z. Ertz | K. Murray | E. Benjamin |
| 10/20 | New Orleans | -- | -- | -- | -- | -- | -- | -- | -- | -- |
| 10/30 | at Minnesota | -- | -- | -- | -- | -- | -- | -- | -- | -- |
| 11/6 | Seattle | -- | -- | -- | -- | -- | -- | -- | -- | -- |
| 11/13 | at L.A. Rams | -- | -- | -- | -- | -- | -- | -- | -- | -- |
| 11/21 | San Francisco | -- | -- | -- | -- | -- | -- | -- | -- | -- |
| 11/27 | L.A. Chargers | -- | -- | -- | -- | -- | -- | -- | -- | -- |
| 12/12 | New England | -- | -- | -- | -- | -- | -- | -- | -- | -- |
| 12/18 | at Denver | -- | -- | -- | -- | -- | -- | -- | -- | -- |
| 12/25 | Tampa Bay | -- | -- | -- | -- | -- | -- | -- | -- | -- |
| 1/1 | at Atlanta | -- | -- | -- | -- | -- | -- | -- | -- | -- |
| 1/8 | at San Francisco | -- | -- | -- | -- | -- | -- | -- | -- | -- |

DEFENSE

| DATE | OPPONENT | DE | NT | DT | ILB | ILB | OLB | CB | S | DB |
|-------|------------------|----------|-------------|----------|------------|------------------------|-----------------------|--------------------------|-----------------------|--------------|
| 9/11 | Kansas City | M. Dogbe | R. Lawrence | Z. Allen | N. Vigil | Z. Collins/ I. Simmons | M. Golden | B. Murphy Jr./ M. Wilson | J. Thompson/ B. Baker | -- |
| 9/18 | at Las Vegas | J. Watt | R. Lawrence | Z. Allen | T. Vallejo | Z. Collins | M. Golden/ D. Gardeck | B. Murphy Jr./ M. Wilson | J. Thompson/ B. Baker | -- |
| 9/25 | L.A. Rams | J. Watt | R. Lawrence | Z. Allen | N. Vigil | Z. Collins | M. Golden | B. Murphy Jr./ M. Wilson | J. Thompson/ B. Baker | J. Whittaker |
| 10/2 | at Carolina | J. Watt | M. Dogbe | Z. Allen | B. Niemann | Z. Collins/ I. Simmons | M. Golden | B. Murphy Jr./ M. Wilson | J. Thompson/ B. Baker | -- |
| 10/9 | Philadelphia | J. Watt | L. Fotu | Z. Allen | T. Vallejo | Z. Collins | M. Golden/ D. Kennard | B. Murphy Jr. | J. Thompson/ B. Baker | C. Banjo |
| 10/16 | at Seattle | J. Watt | R. Lawrence | Z. Allen | T. Vallejo | Z. Collins | M. Golden/ D. Gardeck | B. Murphy Jr./ M. Wilson | J. Thompson/ B. Baker | -- |
| 10/20 | New Orleans | -- | -- | -- | -- | -- | -- | -- | -- | -- |
| 10/30 | at Minnesota | -- | -- | -- | -- | -- | -- | -- | -- | -- |
| 11/6 | Seattle | -- | -- | -- | -- | -- | -- | -- | -- | -- |
| 11/13 | at L.A. Rams | -- | -- | -- | -- | -- | -- | -- | -- | -- |
| 11/21 | San Francisco | -- | -- | -- | -- | -- | -- | -- | -- | -- |
| 11/27 | L.A. Chargers | -- | -- | -- | -- | -- | -- | -- | -- | -- |
| 12/12 | New England | -- | -- | -- | -- | -- | -- | -- | -- | -- |
| 12/18 | at Denver | -- | -- | -- | -- | -- | -- | -- | -- | -- |
| 12/25 | Tampa Bay | -- | -- | -- | -- | -- | -- | -- | -- | -- |
| 1/1 | at Atlanta | -- | -- | -- | -- | -- | -- | -- | -- | -- |
| 1/8 | at San Francisco | -- | -- | -- | -- | -- | -- | -- | -- | -- |

2022 REGULAR SEASON INACTIVES

| DATE | OPPONENT | 1 | 2 | 3 | 4 | 5 | 6 | 7 |
|-------|------------------|--------------------|-----------------------|-----------------------|-----------------------|-----------------------|-----------------------|--------------------|
| 09/11 | Kansas City | RB Keaontay Ingram | TE Trey McBride | WR Rondale Moore | CB Trayvon Mullen Jr. | OL Justin Pugh | LB Myjai Sanders | DL J.J. Watt |
| 09/18 | at Las Vegas | RB Keaontay Ingram | WR Andy Isabella | DL Jonathan Ledbetter | WR Rondale Moore | CB Trayvon Mullen Jr. | LB Myjai Sanders | OL Lecitus Smith |
| 09/25 | L.A. Rams | RB Keaontay Ingram | DL Jonathan Ledbetter | CB Christian Matthew | WR Rondale Moore | LB Myjai Sanders | OL Lecitus Smith | LB Ezekiel Turner |
| 10/02 | at Carolina | WR A.J. Green | RB Keaontay Ingram | DL Rashard Lawrence | LB Jesse Luketa | LB Myjai Sanders | OL Lecitus Smith | LB Ezekiel Turner |
| 10/09 | Philadelphia | OL Max Garcia | OL Rodney Hudson | RB Keaontay Ingram | DL Rashard Lawrence | LB Jesse Luketa | CB Trayvon Mullen Jr. | K Matt Prater |
| 10/16 | at Seattle | RB James Conner | OL Rodney Hudson | QB Trace McSorley | CB Trayvon Mullen Jr. | K Matt Prater | OL Lecitus Smith | RB Darrel Williams |
| 10/20 | New Orleans | -- | -- | -- | -- | -- | -- | -- |
| 10/30 | at Minnesota | -- | -- | -- | -- | -- | -- | -- |
| 11/06 | Seattle | -- | -- | -- | -- | -- | -- | -- |
| 11/13 | at L.A. Rams | -- | -- | -- | -- | -- | -- | -- |
| 11/21 | San Francisco | -- | -- | -- | -- | -- | -- | -- |
| 11/27 | L.A. Chargers | -- | -- | -- | -- | -- | -- | -- |
| 12/12 | New England | -- | -- | -- | -- | -- | -- | -- |
| 12/18 | at Denver | -- | -- | -- | -- | -- | -- | -- |
| 12/25 | Tampa Bay | -- | -- | -- | -- | -- | -- | -- |
| 01/01 | at Atlanta | -- | -- | -- | -- | -- | -- | -- |
| 01/08 | at San Francisco | -- | -- | -- | -- | -- | -- | -- |

CARDINALS ROSTER BY POSITION



| NO. | NAME | POS. | HT. | WT. | AGE | EXP. | COLLEGE | HOMETOWN | HOW ACQ. |
|----------------------------|---------------------|------|------|-----|-----|------|----------------------|-----------------------|--------------|
| QUARTERBACKS (3) | | | | | | | | | |
| 1 | Murray, Kyler | QB | 5-10 | 207 | 25 | 4 | Oklahoma | Allen, TX | D1-19 |
| 12 | McCoy, Colt | QB | 6-1 | 212 | 36 | 13 | Texas | Hobbs, NM | UFA-21 (NYG) |
| 19 | McSorley, Trace | QB | 6-0 | 202 | 27 | 3 | Penn State | Ashburn, VA | FA-21 |
| RUNNING BACKS (4) | | | | | | | | | |
| 6 | Conner, James | RB | 6-1 | 233 | 27 | 6 | Pittsburgh | Erie, PA | UFA-21 (Pit) |
| 24 | Williams, Darrel | RB | 5-11 | 219 | 27 | 5 | LSU | Marrero, La. | FA-22 |
| 26 | Benjamin, Eno | RB | 5-9 | 207 | 23 | 2 | Arizona State | Wylie, TX | D7-20 |
| 30 | Ingram, Keaontay | RB | 6-0 | 221 | 22 | R | USC | Carthage, TX | D6-22 |
| WIDE RECEIVERS (6) | | | | | | | | | |
| ## | Anderson, Robbie | WR | 6-3 | 190 | 29 | 7 | Temple | Fort Lauderdale, Fla. | TR-22 CAR |
| 2 | Brown, Marquise | WR | 5-9 | 180 | 25 | 4 | Oklahoma | Hollywood, FL | TR-22 (Bal) |
| 4 | Moore, Rondale | WR | 5-7 | 181 | 22 | 2 | Purdue | New Albany, IN | D2-21 |
| 10 | Hopkins, DeAndre | WR | 6-1 | 212 | 30 | 10 | Clemson | Central, SC | TR-20 (Hou) |
| 18 | Green, A.J. | WR | 6-4 | 210 | 34 | 12 | Georgia | Summerville, SC | UFA-21 (Cin) |
| 83 | Dortch, Greg | WR | 5-7 | 175 | 24 | 3 | Wake Forest | Richmond, VA | FA-21 |
| TIGHT ENDS (3) | | | | | | | | | |
| 85 | McBride, Trey | TE | 6-4 | 246 | 22 | R | Colorado State | Fort Morgan, CO | D2-22 |
| 86 | Ertz, Zach | TE | 6-5 | 250 | 31 | 10 | Stanford | Danville, CA | TR-21 (Phi) |
| 89 | Anderson, Stephen | TE | 6-3 | 230 | 29 | 5 | California | San Jose, CA | UFA-22 (LAC) |
| OFFENSIVE LINE (10) | | | | | | | | | |
| 53 | Price, Billy | OL | 6-4 | 310 | 28 | 5 | Ohio State | Austintown, Ohio | FA-22 |
| 54 | Smith, Lecitus | OL | 6-3 | 314 | 24 | R | Virginia Tech | Fitzgerald, GA | D6-22 |
| 61 | Hudson, Rodney | OL | 6-2 | 315 | 33 | 12 | Florida State | Mobile, AL | TR-21 (LV) |
| 64 | Harlow, Sean | OL | 6-4 | 303 | 27 | 2 | Oregon State | San Clemente, CA | FA-21 |
| 67 | Pugh, Justin | OL | 6-5 | 311 | 32 | 10 | Syracuse | Holland, PA | UFA-18 (NYG) |
| 68 | Beachum, Kelvin | OL | 6-3 | 308 | 33 | 11 | SMU | Mexia, TX | FA-20 |
| 74 | Humphries, D.J. | OL | 6-5 | 307 | 28 | 7 | Florida | Union, SC | D1-15 |
| 75 | Garcia, Max | OL | 6-4 | 309 | 30 | 8 | Florida | Norcross, GA | FA-22 |
| 76 | Hernandez, Will | OL | 6-3 | 332 | 27 | 5 | UTEP | Las Vegas, NV | UFA-22 (NYG) |
| 79 | Jones, Josh | OL | 6-7 | 310 | 25 | 3 | Houston | Richmond, TX | D3-20 |
| LINEBACKERS (11) | | | | | | | | | |
| 9 | Simmons, Isaiah | LB | 6-4 | 238 | 24 | 3 | Clemson | Olathe, KS | D1-20 |
| 25 | Collins, Zaven | LB | 6-4 | 260 | 23 | 2 | Tulsa | Hominy, OK | D1-21 |
| 41 | Sanders, Myjai | LB | 6-5 | 248 | 24 | R | Cincinnati | Jacksonville, FL | D3-22 |
| 43 | Luketa, Jesse | LB | 6-3 | 253 | 23 | R | Penn State | Ottawa, Ontario | D7-22 |
| 44 | Golden, Markus | LB | 6-3 | 260 | 31 | 8 | Missouri | St. Louis, MO | TR-20 (NYG) |
| 45 | Gardeck, Dennis | LB | 6-0 | 232 | 28 | 5 | Sioux Falls | Lake in the Hills, IL | FA-18 |
| 47 | Turner, Ezekiel | LB | 6-2 | 214 | 26 | 5 | Washington | Pasadena, MD | FA-18 |
| 51 | Vallejo, Tanner | LB | 6-1 | 230 | 27 | 6 | Boise State | Penn Valley, CA | FA-19 |
| 52 | Dimukeje, Victor | LB | 6-2 | 262 | 22 | 2 | Duke | Baltimore, MD | D6a-21 |
| 56 | Niemann, Ben | LB | 6-2 | 235 | 27 | 5 | Iowa | Sycamore, IL | FA-22 |
| 97 | Thomas, Cameron | LB | 6-4 | 267 | 22 | R | San Diego State | Carlsbad, CA | D3-22 |
| DEFENSIVE BACKS (8) | | | | | | | | | |
| 3 | Baker, Budda | S | 5-10 | 195 | 26 | 6 | Washington | Bellevue, WA | D2-17 |
| 7 | Murphy Jr., Byron | CB | 5-11 | 190 | 24 | 4 | Washington | Scottsdale, AZ | D2a-19 |
| 20 | Wilson, Marco | CB | 6-0 | 191 | 23 | 2 | Florida | Fort Lauderdale, FL | D4-21 |
| 21 | Mullen Jr., Trayvon | CB | 6-2 | 200 | 25 | 4 | Clemson | Fort Lauderdale, Fla. | TR - 22 (LV) |
| 31 | Banjo, Chris | S | 5-10 | 207 | 32 | 10 | SMU | Sugar Land, TX | FA-22 |
| 33 | Hamilton, Antonio | CB | 6-0 | 195 | 29 | 7 | South Carolina State | Johnston, SC | FA-21 |
| 34 | Thompson, Jalen | S | 5-11 | 190 | 24 | 4 | Washington State | Downey, CA | SD5-19 |
| 35 | Matthew, Christian | CB | 6-2 | 195 | 25 | R | Valdosta State | Columbus, GA | D7-22 |
| DEFENSIVE LINE (6) | | | | | | | | | |
| 90 | Lawrence, Rashard | DL | 6-2 | 308 | 24 | 3 | LSU | Monroe, LA | D4b-20 |
| 91 | Dogbe, Michael | DL | 6-3 | 280 | 26 | 4 | Temple | Morris Plains, NJ | D7b-19 |
| 93 | Ledbetter, Jonathan | DL | 6-4 | 282 | 25 | 1 | Georgia | Tucker, GA | FA-21 |
| 94 | Allen, Zach | DL | 6-5 | 285 | 25 | 4 | Boston College | New Canaan, CT | D3-19 |
| 95 | Fotu, Leki | DL | 6-5 | 335 | 24 | 3 | Utah | West Valley City, UT | D4a-20 |
| 99 | Watt, J.J. | DL | 6-5 | 288 | 33 | 12 | Wisconsin | Pewaukee, WI | FA-21 |
| SPECIALISTS (3) | | | | | | | | | |
| 5 | Prater, Matt | K | 5-10 | 201 | 38 | 16 | Central Florida | Estero, FL | UFA-21 (Det) |
| 14 | Lee, Andy | P | 6-1 | 185 | 40 | 19 | Pittsburgh | Westminster, SC | FA-17 |
| 46 | Brewer, Aaron | LS | 6-5 | 232 | 32 | 11 | San Diego State | Fullerton, CA | FA-16 |



CARDINALS HOW THEY WERE BUILT

| YEAR | DRAFTEES (22) | FREE AGENTS (22) | TRADES (7) | PRACTICE SQUAD (2) | SUP. DRAFT (1) |
|------|---|---|---|---|---------------------------|
| 2015 | OL D.J. Humphries (1) | | | | |
| 2016 | | LS Aaron Brewer (FA-16) | | | |
| 2017 | S Budda Baker (2) | P Andy Lee (FA-17) | | | |
| 2018 | | LB Dennis Gardeck (FA-18) OL Justin Pugh (UFA-18 NYG) LB Ezekiel Turner (FA-18) | | | |
| 2019 | QB Kyler Murray (1) CB Byron Murphy Jr. (2) DL Zach Allen (3) DL Michael Dogbe (7) | LB Tanner Vallejo (FA-19) | | | S Jalen Thompson (SD5-19) |
| 2020 | LB Isaiah Simmons (1) OL Josh Jones (3) DL Leki Fotu (4) DL Rashard Lawrence (4) RB Eno Benjamin (7) | OL Kelvin Beachum (FA-20) | LB Markus Golden (TR-20 NYG) WR DeAndre Hopkins (TR-20 Hou) | | |
| 2021 | LB Zaven Collins (1) WR Rondale Moore (2) CB Marco Wilson (4) LB Victor Dimukeje (6a) | RB James Conner (UFA-21 Pit) WR Greg Dortch (FA-21) WR A.J. Green (UFA-21 Cin) CB Antonio Hamilton (FA-21) OL Sean Harlow (FA-21) DL Jonathan Ledbetter (FA-21) QB Colt McCoy (UFA-21 NYG) QB Trace McSorley (FA-21) K Matt Prater (UFA-21 Det) DL J.J. Watt (FA-21) | TE Zach Ertz (TR-21 Phi) OL Rodney Hudson (TR-21 LV) | | |
| 2022 | TE Trey McBride (2) LB Myjai Sanders (3) LB Cameron Thomas (3) RB Keaontay Ingram (6) OL Lecitus Smith (6) CB Christian Matthew (7a) LB Jesse Luketa (7b) | TE Stephen Anderson (UFA-22 LAC) S Chris Banjo (FA-22) OL Will Hernandez (UFA-22 NYG) LB Ben Niemann (FA-22) RB Darrel Williams (FA-22) | WR Robbie Anderson (TR-22 CAR) WR Marquise Brown (TR-22 Bal) CB Trayvon Mullen Jr. (TR - 22 LV) | OL Max Garcia (FA-22) OL Billy Price (FA-22) | |

CARDINALS DEPTH CHART



(As of October 17, 2022)

As Prepared by Team's Media Relations Department

OFFENSE

| | | | | | |
|-----------|--------------------|-------------|---------------------|-------------|----------------------------------|
| WR | 10 DeAndre Hopkins | ## | Robbie Anderson | | |
| LT | 74 D.J. Humphries | 79 | Josh Jones | | |
| LG | 67 Justin Pugh | 75 | Max Garcia | <u>54</u> | <u>Lecitus Smith</u> |
| C | 61 Rodney Hudson | 64 | Sean Harlow | 53 | Billy Price |
| RG | 76 Will Hernandez | 75 | Max Garcia | | |
| RT | 68 Kelvin Beachum | 79 | Josh Jones | | |
| TE | 86 Zach Ertz | <u>85</u> | <u>Trey McBride</u> | 89 | Stephen Anderson |
| WR | 2 Marquise Brown | 83 | Greg Dortch | | |
| WR | 18 A.J. Green | -or- | 4 Rondale Moore | | |
| QB | 1 Kyler Murray | 12 | Colt McCoy | 19 | Trace McSorley |
| RB | 6 James Conner | 26 | Eno Benjamin | -or- | 24 Darrel Williams |
| | | | | | <u>30</u> <u>Keaontay Ingram</u> |

DEFENSE

| | | | | | |
|------------|---------------------|-----------|-----------------------|-------------|--------------------------|
| DE | 99 J.J. Watt | 91 | Michael Dogbe | | |
| NT | 90 Rashard Lawrence | 95 | Leki Fotu | | |
| DT | 94 Zach Allen | 93 | Jonathan Ledbetter | | |
| OLB | 45 Dennis Gardeck | 52 | Victor Dimukeje | <u>41</u> | <u>Myjai Sanders</u> |
| ILB | 9 Isaiah Simmons | 47 | Ezekiel Turner | -or- | 51 Tanner Vallejo |
| ILB | 25 Zaven Collins | 56 | Ben Niemann | | |
| OLB | 44 Markus Golden | <u>97</u> | <u>Cameron Thomas</u> | <u>43</u> | <u>Jesse Luketa</u> |
| CB | 7 Byron Murphy Jr. | 21 | Trayvon Mullen Jr. | | |
| CB | 20 Marco Wilson | 33 | Antonio Hamilton | <u>35</u> | <u>Christian Matthew</u> |
| S | 34 Jalen Thompson | 31 | Chris Banjo | | |
| S | 3 Budda Baker | | | | |

SPECIALISTS

| | | | |
|-----------|-----------------|----|---------------|
| K | 5 Matt Prater | | |
| P | 14 Andy Lee | | |
| LS | 46 Aaron Brewer | | |
| H | 14 Andy Lee | | |
| KR | 26 Eno Benjamin | 83 | Greg Dortch |
| PR | 83 Greg Dortch | 4 | Rondale Moore |

PRONUNCIATION GUIDE

| | | | |
|-----------------------|-------------------|----------------------|-------------|
| Victor Dimukeje | dee-moo-KAY-gee | Myjai Sanders | MY-jay |
| Michael Dogbe | DOG-bee | Lecitus Smith | luh-SEET-us |
| Leki Fotu | LECK-ee / FOH-too | Tanner Vallejo | vuh-LAY-ho |
| Jesse Luketa | loo-KETT-uh | | |

NOTE: Rookies are underlined

CARDINALS ALPHABETICAL ROSTER

| NO. | NAME | POS | HT | WT | DOB | EXP | COLLEGE | HOMETOWN | HOW ACQ |
|--|---------------------|-----|------|-----|------------|-----|----------------------|-----------------------|--------------|
| 94 | Allen, Zach | DL | 6-5 | 285 | 8/20/1997 | 4 | Boston College | New Canaan, CT | D3-19 |
| ## | Anderson, Robbie | WR | 6-3 | 190 | 5/9/1993 | 7 | Temple | Fort Lauderdale, Fla. | TR-22 CAR |
| 89 | Anderson, Stephen | TE | 6-3 | 230 | 1/30/1993 | 5 | California | San Jose, CA | UFA-22 (LAC) |
| 3 | Baker, Budda | S | 5-10 | 195 | 1/10/1996 | 6 | Washington | Bellevue, WA | D2-17 |
| 31 | Banjo, Chris | S | 5-10 | 207 | 2/26/1990 | 10 | SMU | Sugar Land, TX | FA-22 |
| 68 | Beachum, Kelvin | OL | 6-3 | 308 | 6/8/1989 | 11 | SMU | Mexia, TX | FA-20 |
| 26 | Benjamin, Eno | RB | 5-9 | 207 | 4/13/1999 | 2 | Arizona State | Wylie, TX | D7-20 |
| 46 | Brewer, Aaron | LS | 6-5 | 232 | 7/5/1990 | 11 | San Diego State | Fullerton, CA | FA-16 |
| 2 | Brown, Marquise | WR | 5-9 | 180 | 6/4/1997 | 4 | Oklahoma | Hollywood, FL | TR-22 (Bal) |
| 25 | Collins, Zaven | LB | 6-4 | 260 | 5/19/1999 | 2 | Tulsa | Hominy, OK | D1-21 |
| 6 | Conner, James | RB | 6-1 | 233 | 5/5/1995 | 6 | Pittsburgh | Erie, PA | UFA-21 (Pit) |
| 52 | Dimukeje, Victor | LB | 6-2 | 262 | 11/18/1999 | 2 | Duke | Baltimore, MD | D6a-21 |
| 91 | Dogbe, Michael | DL | 6-3 | 280 | 5/5/1996 | 4 | Temple | Morris Plains, NJ | D7b-19 |
| 83 | Dortch, Greg | WR | 5-7 | 175 | 5/29/1998 | 3 | Wake Forest | Richmond, VA | FA-21 |
| 86 | Ertz, Zach | TE | 6-5 | 250 | 11/10/1990 | 10 | Stanford | Danville, CA | TR-21 (Phi) |
| 95 | Fotu, Leki | DL | 6-5 | 335 | 8/23/1998 | 3 | Utah | West Valley City, UT | D4a-20 |
| 75 | Garcia, Max | OL | 6-4 | 309 | 11/9/1991 | 8 | Florida | Norcross, GA | FA-22 |
| 45 | Gardeck, Dennis | LB | 6-0 | 232 | 8/9/1994 | 5 | Sioux Falls | Lake in the Hills, IL | FA-18 |
| 44 | Golden, Markus | LB | 6-3 | 260 | 3/13/1991 | 8 | Missouri | St. Louis, MO | TR-20 (NYG) |
| 18 | Green, A.J. | WR | 6-4 | 210 | 7/31/1988 | 12 | Georgia | Summerville, SC | UFA-21 (Cin) |
| 33 | Hamilton, Antonio | CB | 6-0 | 195 | 1/24/1993 | 7 | South Carolina State | Johnston, SC | FA-21 |
| 64 | Harlow, Sean | OL | 6-4 | 303 | 3/28/1995 | 2 | Oregon State | San Clemente, CA | FA-21 |
| 76 | Hernandez, Will | OL | 6-3 | 332 | 9/2/1995 | 5 | UTEP | Las Vegas, NV | UFA-22 (NYG) |
| 10 | Hopkins, DeAndre | WR | 6-1 | 212 | 6/6/1992 | 10 | Clemson | Central, SC | TR-20 (Hou) |
| 61 | Hudson, Rodney | OL | 6-2 | 315 | 7/12/1989 | 12 | Florida State | Mobile, AL | TR-21 (LV) |
| 74 | Humphries, D.J. | OL | 6-5 | 307 | 12/28/1993 | 7 | Florida | Union, SC | D1-15 |
| 30 | Ingram, Keaontay | RB | 6-0 | 221 | 10/26/1999 | R | USC | Carthage, TX | D6-22 |
| 79 | Jones, Josh | OL | 6-7 | 310 | 6/21/1997 | 3 | Houston | Richmond, TX | D3-20 |
| 90 | Lawrence, Rashard | DL | 6-2 | 308 | 8/27/1998 | 3 | LSU | Monroe, LA | D4b-20 |
| 93 | Ledbetter, Jonathan | DL | 6-4 | 282 | 9/12/1997 | 1 | Georgia | Tucker, GA | FA-21 |
| 14 | Lee, Andy | P | 6-1 | 185 | 8/11/1982 | 19 | Pittsburgh | Westminster, SC | FA-17 |
| 43 | Luketa, Jesse | LB | 6-3 | 253 | 1/15/1999 | R | Penn State | Ottawa, Ontario | D7-22 |
| 35 | Matthew, Christian | CB | 6-2 | 195 | 10/26/1996 | R | Valdosta State | Columbus, GA | D7-22 |
| 85 | McBride, Trey | TE | 6-4 | 246 | 11/22/1999 | R | Colorado State | Fort Morgan, CO | D2-22 |
| 12 | McCoy, Colt | QB | 6-1 | 212 | 9/5/1986 | 13 | Texas | Hobbs, NM | UFA-21 (NYG) |
| 19 | McSorley, Trace | QB | 6-0 | 202 | 8/23/1995 | 3 | Penn State | Ashburn, VA | FA-21 |
| 4 | Moore, Rondale | WR | 5-7 | 181 | 6/9/2000 | 2 | Purdue | New Albany, IN | D2-21 |
| 21 | Mullen Jr., Trayvon | CB | 6-2 | 200 | 9/20/1997 | 4 | Clemson | Fort Lauderdale, Fla. | TR - 22 (LV) |
| 7 | Murphy Jr., Byron | CB | 5-11 | 190 | 1/18/1998 | 4 | Washington | Scottsdale, AZ | D2a-19 |
| 1 | Murray, Kyler | QB | 5-10 | 207 | 8/7/1997 | 4 | Oklahoma | Allen, TX | D1-19 |
| 56 | Niemann, Ben | LB | 6-2 | 235 | 7/27/1995 | 5 | Iowa | Sycamore, IL | FA-22 |
| 5 | Prater, Matt | K | 5-10 | 201 | 8/10/1984 | 16 | Central Florida | Eustero, FL | UFA-21 (Det) |
| 53 | Price, Billy | OL | 6-4 | 310 | 10/11/1994 | 5 | Ohio State | Austintown, Ohio | FA-22 |
| 67 | Pugh, Justin | OL | 6-5 | 311 | 8/15/1990 | 10 | Syracuse | Holland, PA | UFA-18 (NYG) |
| 41 | Sanders, Myjai | LB | 6-5 | 248 | 7/12/1998 | R | Cincinnati | Jacksonville, FL | D3-22 |
| 9 | Simmons, Isaiah | LB | 6-4 | 238 | 7/26/1998 | 3 | Clemson | Olathe, KS | D1-20 |
| 54 | Smith, Lecitus | OL | 6-3 | 314 | 7/13/1998 | R | Virginia Tech | Fitzgerald, GA | D6-22 |
| 97 | Thomas, Cameron | LB | 6-4 | 267 | 7/1/2000 | R | San Diego State | Carlsbad, CA | D3-22 |
| 34 | Thompson, Jalen | S | 5-11 | 190 | 7/18/1998 | 4 | Washington State | Downey, CA | SD5-19 |
| 47 | Turner, Ezekiel | LB | 6-2 | 214 | 6/9/1996 | 5 | Washington | Pasadena, MD | FA-18 |
| 51 | Vallejo, Tanner | LB | 6-1 | 230 | 12/16/1994 | 6 | Boise State | Penn Valley, CA | FA-19 |
| 99 | Watt, J.J. | DL | 6-5 | 288 | 3/22/1989 | 12 | Wisconsin | Pewaukee, WI | FA-21 |
| 24 | Williams, Darrel | RB | 5-11 | 219 | 4/15/1995 | 5 | LSU | Marrero, La. | FA-22 |
| 20 | Wilson, Marco | CB | 6-0 | 191 | 3/3/1999 | 2 | Florida | Fort Lauderdale, FL | D4-21 |
| Injured Reserve (8) | | | | | | | | | |
| 48 | Daley, Tae | S | 6-1 | 201 | 10/8/1998 | R | Virginia Tech | Warner Robins, GA | FA-22 |
| 72 | Ford, Cody | OL | 6-3 | 329 | 12/28/1996 | 4 | Oklahoma | Pineville, LA | TR-22 (Buf) |
| 78 | Hayes, Marquis | OL | 6-5 | 318 | 2/14/1999 | R | Oklahoma | St. Louis, MO | D7-22 |
| 66 | Miles, Josh | OL | 6-5 | 325 | 1/4/1996 | 3 | Morgan State | Baltimore, MD | D7a-19 |
| 59 | Vigil, Nick | LB | 6-2 | 235 | 8/20/1993 | 7 | Utah State | Plain City, UT | UFA-22 (Min) |
| 29 | Ward, Jonathan | RB | 6-0 | 202 | 9/30/1997 | 3 | Central Michigan | Kankakee, IL | FA-20 |
| 28 | Washington, Charles | S | 5-10 | 192 | 3/10/1993 | 6 | Fresno State | Inglewood, CA | WV-19 (Det) |
| 13 | Wesley, Antoine | WR | 6-4 | 206 | 10/22/1997 | 2 | Texas Tech | Cibolo, TX | FA-21 |
| Practice Squad (16) | | | | | | | | | |
| 82 | Baccellia, Andre | WR | 5-10 | 175 | 1/7/1997 | 1 | Washington | Thousand Oaks, CA | FA-21 |
| 38 | Berryhill, Stanley | WR | 5-9 | 182 | 6/9/1998 | R | Arizona | Tucson, Ariz. | FA - '22 |
| 71 | Brown, Andrew | DL | 6-3 | 290 | 12/30/1995 | 5 | Virginia | Chesapeake, Va. | FA-'22 |
| 23 | Clement, Corey | RB | 5-10 | 227 | 11/2/1994 | 6 | Wisconsin | Glassboro, NJ | FA '22 |
| 27 | Hairston, Nate | CB | 6-0 | 185 | 6/30/1994 | 5 | Temple | Frederick, MD | FA '22 |
| 96 | Jones, Manny | DL | 6-4 | 290 | 6/6/1999 | R | Colorado State | Cartersville, GA | UDFA-22 |
| 60 | Martin, Koda | OL | 6-6 | 304 | 8/21/1995 | 1 | Syracuse | Manvel, TX | FA-20 |
| 32 | Thomas, Josh | S | 6-0 | 205 | 11/19/1996 | 2 | Appalachian State | Montgomery, AL | |
| 70 | Traore, Badara | OL | 6-7 | 327 | 3/12/1997 | 3 | LSU | Boston, Mass. | UDFA-20 |
| 17 | Treadwell, Laquon | WR | 6-2 | 215 | 6/14/1995 | 7 | Mississippi | Chicago, Ill. | PS (JAX)-'21 |
| 39 | Whittaker, Jace | CB | 5-11 | 185 | 7/16/1995 | 2 | Arizona | Oceanside, CA | FA-20 |
| 87 | Williams, Maxx | TE | 6-4 | 252 | 4/12/1994 | 8 | Minnesota | Waconia, MN | UFA-19 (Bal) |
| 22 | Williams, Ty'Son | RB | 6-0 | 220 | 9/20/1996 | 3 | BYU | Sumter, SC | FA-22 |
| 84 | Wims, Javon | WR | 6-4 | 222 | 9/11/1994 | 5 | Georgia | Carol City, Fla. | FA-'22 |
| 92 | Woods, Antwaun | DL | 6-1 | 307 | 1/3/1993 | 7 | USC | Los Angeles, CA | FA-22 |
| 50 | Wooten, Chandler | LB | 6-3 | 232 | 4/25/1999 | R | Auburn | Acworth, GA | UDFA-22 |
| International Player Pathway/PS Exemption (1) | | | | | | | | | |
| 80 | Seikovits, Bernhard | TE | 6-5 | 262 | 7/24/1997 | 1 | No College | Vienna, Austria | FA-21 |
| Practice Squad/Injured Reserve (1) | | | | | | | | | |
| 73 | Simmons, Lachavious | OL | 6-5 | 319 | 9/12/1996 | 3 | Tennessee State | Selma, Ala. | FA-22 |

CARDINALS NUMERICAL ROSTER



| NO. | NAME | POS | HT | WT | DOB | EXP | COLLEGE | HOW ACQ |
|-----|--------------------|-----|------|-----|------------|-----|----------------------|--------------|
| ## | Robbie Anderson | WR | 6-3 | 190 | 5/9/1993 | 7 | Temple | TR-22 CAR |
| 1 | Kyler Murray | QB | 5-10 | 207 | 8/7/1997 | 4 | Oklahoma | D1-19 |
| 2 | Marquise Brown | WR | 5-9 | 180 | 6/4/1997 | 4 | Oklahoma | TR-22 (Bal) |
| 3 | Budda Baker | S | 5-10 | 195 | 1/10/1996 | 6 | Washington | D2-17 |
| 4 | Rondale Moore | WR | 5-7 | 181 | 6/9/2000 | 2 | Purdue | D2-21 |
| 5 | Matt Prater | K | 5-10 | 201 | 8/10/1984 | 16 | Central Florida | UFA-21 (Det) |
| 6 | James Conner | RB | 6-1 | 233 | 5/5/1995 | 6 | Pittsburgh | UFA-21 (Pit) |
| 7 | Byron Murphy Jr. | CB | 5-11 | 190 | 1/18/1998 | 4 | Washington | D2a-19 |
| 9 | Isaiah Simmons | LB | 6-4 | 238 | 7/26/1998 | 3 | Clemson | D1-20 |
| 10 | DeAndre Hopkins | WR | 6-1 | 212 | 6/6/1992 | 10 | Clemson | TR-20 (Hou) |
| 12 | Colt McCoy | QB | 6-1 | 212 | 9/5/1986 | 13 | Texas | UFA-21 (NYG) |
| 14 | Andy Lee | P | 6-1 | 185 | 8/11/1982 | 19 | Pittsburgh | FA-17 |
| 18 | A.J. Green | WR | 6-4 | 210 | 7/31/1988 | 12 | Georgia | UFA-21 (Cin) |
| 19 | Trace McSorley | QB | 6-0 | 202 | 8/23/1995 | 3 | Penn State | FA-21 |
| 20 | Marco Wilson | CB | 6-0 | 191 | 3/3/1999 | 2 | Florida | D4-21 |
| 21 | Trayvon Mullen Jr. | CB | 6-2 | 200 | 9/20/1997 | 4 | Clemson | TR - 22 (LV) |
| 24 | Darrel Williams | RB | 5-11 | 219 | 4/15/1995 | 5 | LSU | FA-22 |
| 25 | Zaven Collins | LB | 6-4 | 260 | 5/19/1999 | 2 | Tulsa | D1-21 |
| 26 | Eno Benjamin | RB | 5-9 | 207 | 4/13/1999 | 2 | Arizona State | D7-20 |
| 30 | Keaontay Ingram | RB | 6-0 | 221 | 10/26/1999 | R | USC | D6-22 |
| 31 | Chris Banjo | S | 5-10 | 207 | 2/26/1990 | 10 | SMU | FA-22 |
| 33 | Antonio Hamilton | CB | 6-0 | 195 | 1/24/1993 | 7 | South Carolina State | FA-21 |
| 34 | Jalen Thompson | S | 5-11 | 190 | 7/18/1998 | 4 | Washington State | SD5-19 |
| 35 | Christian Matthew | CB | 6-2 | 195 | 10/26/1996 | R | Valdosta State | D7-22 |
| 41 | Myjai Sanders | LB | 6-5 | 248 | 7/12/1998 | R | Cincinnati | D3-22 |
| 43 | Jesse Luketa | LB | 6-3 | 253 | 1/15/1999 | R | Penn State | D7-22 |
| 44 | Markus Golden | LB | 6-3 | 260 | 3/13/1991 | 8 | Missouri | TR-20 (NYG) |
| 45 | Dennis Gardeck | LB | 6-0 | 232 | 8/9/1994 | 5 | Sioux Falls | FA-18 |
| 46 | Aaron Brewer | LS | 6-5 | 232 | 7/5/1990 | 11 | San Diego State | FA-16 |
| 47 | Ezekiel Turner | LB | 6-2 | 214 | 6/9/1996 | 5 | Washington | FA-18 |
| 51 | Tanner Vallejo | LB | 6-1 | 230 | 12/16/1994 | 6 | Boise State | FA-19 |
| 52 | Victor Dimukeje | LB | 6-2 | 262 | 11/18/1999 | 2 | Duke | D6a-21 |
| 53 | Billy Price | OL | 6-4 | 310 | 10/11/1994 | 5 | Ohio State | FA-22 |
| 54 | Lecitus Smith | OL | 6-3 | 314 | 7/13/1998 | R | Virginia Tech | D6-22 |
| 56 | Ben Niemann | LB | 6-2 | 235 | 7/27/1995 | 5 | Iowa | FA-22 |
| 61 | Rodney Hudson | OL | 6-2 | 315 | 7/12/1989 | 12 | Florida State | TR-21 (LV) |
| 64 | Sean Harlow | OL | 6-4 | 303 | 3/28/1995 | 2 | Oregon State | FA-21 |
| 67 | Justin Pugh | OL | 6-5 | 311 | 8/15/1990 | 10 | Syracuse | UFA-18 (NYG) |
| 68 | Kelvin Beachum | OL | 6-3 | 308 | 6/8/1989 | 11 | SMU | FA-20 |
| 74 | D.J. Humphries | OL | 6-5 | 307 | 12/28/1993 | 7 | Florida | D1-15 |
| 75 | Max Garcia | OL | 6-4 | 309 | 11/9/1991 | 8 | Florida | FA-22 |
| 76 | Will Hernandez | OL | 6-3 | 332 | 9/2/1995 | 5 | UTEP | UFA-22 (NYG) |
| 79 | Josh Jones | OL | 6-7 | 310 | 6/21/1997 | 3 | Houston | D3-20 |
| 83 | Greg Dortch | WR | 5-7 | 175 | 5/29/1998 | 3 | Wake Forest | FA-21 |
| 85 | Trey McBride | TE | 6-4 | 246 | 11/22/1999 | R | Colorado State | D2-22 |
| 86 | Zach Ertz | TE | 6-5 | 250 | 11/10/1990 | 10 | Stanford | TR-21 (Phi) |
| 89 | Stephen Anderson | TE | 6-3 | 230 | 1/30/1993 | 5 | California | UFA-22 (LAC) |
| 90 | Rashard Lawrence | DL | 6-2 | 308 | 8/27/1998 | 3 | LSU | D4b-20 |
| 91 | Michael Dogbe | DL | 6-3 | 280 | 5/5/1996 | 4 | Temple | D7b-19 |
| 93 | Jonathan Ledbetter | DL | 6-4 | 282 | 9/12/1997 | 1 | Georgia | FA-21 |
| 94 | Zach Allen | DL | 6-5 | 285 | 8/20/1997 | 4 | Boston College | D3-19 |
| 95 | Leki Fotu | DL | 6-5 | 335 | 8/23/1998 | 3 | Utah | D4a-20 |
| 97 | Cameron Thomas | LB | 6-4 | 267 | 7/1/2000 | R | San Diego State | D3-22 |
| 99 | J.J. Watt | DL | 6-5 | 288 | 3/22/1989 | 12 | Wisconsin | FA-21 |

COACHING STAFF

HEAD COACH: Kliff Kingsbury

ASSISTANTS:

Assistants: Jeff Rodgers (Asst. Head Coach/Special Teams Coordinator), Shawn Jefferson (Associate Head Coach/Wide Receivers), Vance Joseph (Defensive Coordinator), Sean Kugler (Run Game Coordinator/Offensive Line), Cam Turner (Co-Pass Game Coordinator/Quarterbacks), Spencer Whipple (Co-Pass Game Coordinator), Kenny Bell (Chief of Staff/Offensive Asst.), Mike Bercovici (Offensive Asst.), Ronald Booker (Defensive Asst.), Charlie Bullen (Outside Linebackers), Matt Burke (Defensive Line), Bill Davis (Linebackers), Devin Fitzsimmons (Asst. Special Teams), Rob Grosso (Defensive Quality Control), Steve Heiden (Tight Ends), Rusty McKinney (Defensive Asst.), Buddy Morris (Strength & Conditioning), Brian Natkin (Asst. Offensive Line), Mark Naylor (Asst. Strength and Conditioning), Marcus Robertson (Defensive Backs), James Saxon (Running Backs), Connor Senger (Bill Bidwill Fellowship/QBs), Greg Williams (Cornerbacks)



2022 NFL STANDINGS AND SCHEDULE



| | | W | L | T | Div | Conf | Wk 1 | Wk 2 | Wk 3 | Wk 4 | Wk 5 | Wk 6 | Wk 7 | Wk 8 | Wk 9 | Wk 10 | Wk 11 | Wk 12 | Wk 13 | Wk 14 | Wk 15 | Wk 16 | Wk 17 | Wk 18 | |
|------------------|--|---|---|---|-------|-------|----------------------|----------------------|----------------------|----------------------|----------------------|----------------------|--------|--------|--------|--------|--------|--------|--------|--------|--------|--------|--------|--------|--------|
| NFC EAST | | 6 | 0 | 0 | 2-0 | 5-0 | <u>at</u> DET | MIN | <u>at</u> WSH | JAX | <u>at</u> ARI | DAL | BYE | PIT | at HOU | WSH | at IND | GB | TEN | at NYG | at CHI | at DAL | NO | NYG | |
| Philadelphia | | 5 | 1 | 0 | 0-1 | 3-1 | <u>at</u> TEN | CAR | DAL | CHI | <u>at</u> GB | BAL | at JAX | at SEA | BYE | HOU | DET | at DAL | WSH | PHI | at WSH | at MIN | IND | at PHI | |
| Dallas | | 4 | 2 | 0 | 2-1 | 3-2 | TB | CIN | <u>at</u> NYG | WSH | <u>at</u> LAR | at PHI | DET | CHI | BYE | at GB | at MIN | NYG | IND | HOU | at JAX | PHI | at TEN | at WSH | |
| Washington | | 2 | 4 | 0 | 0-2 | 1-3 | JAX | at DET | PHI | at DAL | TEN | <u>at</u> CHI | GB | at IND | MIN | at PHI | at HOU | ATL | at NYG | BYE | NYG | at SF | CLE | DAL | |
| NFC NORTH | | 5 | 1 | 0 | 3-0 | 4-1 | GB | at PHI | DET | <u>at</u> NO | CHI | <u>at</u> MIA | BYE | ARI | at WSH | at BUF | DAL | NE | NYJ | at DET | IND | NYG | at GB | at CHI | |
| Minnesota | | 3 | 3 | 0 | 1-1 | 2-2 | at MIN | CHI | <u>at</u> TB | NE | NYG | NYJ | at WSH | at BUF | at DET | DAL | TEN | at PHI | at CHI | BYE | LAR | at MIA | MIN | DE | |
| Green Bay | | 2 | 4 | 0 | 0-2 | 1-4 | SF | at GB | HOU | at NYG | at MIN | WSH | at NE | at DAL | MIA | GB | at ATL | at NYJ | GB | BYE | PHI | BUF | at DET | MIN | |
| Chicago | | 1 | 4 | 0 | 0-1 | 1-3 | PHI | WSH | at MIN | SEA | at NE | BYE | at DAL | MIA | GB | at CHI | at NYG | BUF | JAX | MIN | at NYJ | at CAR | CHI | at GB | |
| Detroit | | | | | | | | | | | | | | | | | | | | | | | | | |
| NFC SOUTH | | 3 | 3 | 0 | 2-0 | 3-1 | <u>at</u> DAL | <u>at</u> NO | GB | KC | ATL | at PIT | at CAR | BAL | LAR | SEA | BYE | Wk 11 | Wk 12 | Wk 13 | Wk 14 | Wk 15 | Wk 16 | Wk 17 | Wk 18 |
| Tampa Bay | | 3 | 3 | 0 | 0-2 | 2-3 | NO | at LAR | <u>at</u> SEA | CLE | at TB | SF | at CIN | CAR | LAC | at CAR | CHI | at CLE | NO | PIT | at SF | at ARI | CAR | at ATL | |
| Atlanta | | 2 | 4 | 0 | 1-2 | 2-3 | <u>at</u> ATL | TB | at CAR | MIN | SEA | CIN | at ARI | LV | BAL | at PIT | LAR | at SF | at TB | BYE | ATL | at CLE | at PHI | CAR | |
| New Orleans | | 1 | 5 | 0 | 1-0 | 1-4 | CLE | at NYG | NO | ARI | SF | at LAR | TB | at ATL | CIN | ATL | at BAL | DEN | BYE | SEA | PIT | DET | at TB | at NO | |
| Carolina | | | | | | | | | | | | | | | | | | | | | | | | | |
| NFC WEST | | 3 | 3 | 0 | 2-0 | 3-2 | at CHI | SEA | at DEN | LAR | <u>at</u> CAR | Wk 5 | Wk 6 | Wk 7 | Wk 8 | Wk 9 | Wk 10 | Wk 11 | Wk 12 | Wk 13 | Wk 14 | Wk 15 | Wk 16 | Wk 17 | Wk 18 |
| San Francisco | | 3 | 3 | 0 | 1-1 | 3-2 | BUF | ATL | at ARI | at SF | DAL | CAR | BYE | SF | at TB | BYE | ARI | at NO | at KC | SEA | LV | at GB | DEN | at LAC | |
| LA Rams | | 3 | 3 | 0 | 1-1 | 3-2 | DEN | at SF | ATL | <u>at</u> DET | at NO | ARI | at LAC | NYG | at ARI | at TB | BYE | BYE | LV | at LAR | CAR | SF | at KC | LAR | |
| Seattle | | 2 | 4 | 0 | 0-2 | 1-3 | KC | at LV | LAR | at CAR | PHI | at SEA | NO | at MIN | SEA | at LAR | SF | LAC | LAC | BYE | NE | at DEN | TB | at ATL | |
| Arizona | | | | | | | | | | | | | | | | | | | | | | | | | |
| AFC EAST | | 5 | 1 | 0 | 0-1 | 4-1 | <u>at</u> LAR | TEN | at MIA | BAL | <u>at</u> PIT | PIT | at KC | BYE | GB | at NYJ | MIN | CLE | at DET | at NE | NYJ | Wk 14 | Wk 15 | Wk 16 | Wk 17 |
| Buffalo | | 4 | 2 | 0 | 1-0 | 3-2 | BAL | <u>at</u> CLE | CIN | <u>at</u> PIT | MIA | <u>at</u> GB | at DEN | NE | BUF | BYE | CHI | at NE | CHI | at MIN | DET | JAX | at SEA | NE | |
| NY Jets | | 3 | 3 | 0 | 2-1 | 3-2 | NE | <u>at</u> BAL | at CIN | BUF | at NYJ | MIN | PIT | at DET | CHI | CLE | BYE | HOU | at SF | at BUF | at LAC | GB | at NE | NY | |
| Miami | | 3 | 3 | 0 | 0-1 | 2-2 | at MIA | <u>at</u> PIT | BAL | at GB | DET | <u>at</u> CLE | CHI | at NYJ | IND | BYE | NYJ | at MIN | BUF | at ARI | at LV | CIN | MIA | at BU | |
| New England | | | | | | | | | | | | | | | | | | | | | | | | | |
| AFC NORTH | | 3 | 3 | 0 | 1-0 | 3-2 | at NYJ | MIA | at NE | BUF | CIN | at NYG | Wk 6 | Wk 7 | Wk 8 | Wk 9 | Wk 10 | Wk 11 | Wk 12 | Wk 13 | Wk 14 | Wk 15 | Wk 16 | Wk 17 | Wk 18 |
| Baltimore | | 3 | 3 | 0 | 0-2 | 2-2 | PIT | at DAL | <u>at</u> NYJ | MIA | at BAL | <u>at</u> NO | ATL | at CLE | at TB | at NO | BYE | CAR | at JAX | DEN | at PIT | at CLE | ATL | PIT | |
| Cincinnati | | 2 | 4 | 0 | 1-0 | 1-3 | <u>at</u> CAR | NYJ | PIT | at ATL | LAC | NE | at BAL | CIN | BYE | at MIA | MIA | at BUF | TB | at HOU | BAL | NO | at WSH | at PIT | |
| Cleveland | | 2 | 4 | 0 | 1-1 | 1-4 | <u>at</u> CIN | NE | at CLE | NYJ | at BUF | TB | at MIA | PHI | BYE | NO | CIN | at IND | at ATL | BAL | at CAR | LV | at BAL | CLE | |
| Pittsburgh | | | | | | | | | | | | | | | | | | | | | | | | | |
| AFC SOUTH | | 3 | 2 | 0 | 1-0 | 2-1 | NYG | at BUF | LV | <u>at</u> IND | <u>at</u> WSH | BYE | IND | at HOU | at KC | DEN | at GB | CIN | at PHI | Wk 13 | Wk 14 | Wk 15 | Wk 16 | Wk 17 | Wk 18 |
| Tennessee | | 3 | 2 | 1 | 1-2-1 | 3-2-1 | at HOU | at JAX | KC | TEN | <u>at</u> DEN | JAX | at TEN | WSH | at NE | at LV | PHI | CIN | at DAL | BYE | JAX | at LAC | HOU | DAL | at JAX |
| Indianapolis | | 2 | 4 | 0 | 1-2 | 2-2 | at WSH | IND | at PHI | LAC | HOU | at IND | NYG | DEN | LV | at KC | BYE | BAL | at DET | at TEN | DAL | at NYJ | at HOU | TEN | |
| Jacksonville | | 1 | 3 | 1 | 1-0-1 | 1-2-1 | /ND | at DEN | at CHI | LAC | <u>at</u> JAX | BYE | at LV | TEN | PHI | at NYG | WSH | at MIA | CLE | at DAL | KC | at TEN | JAX | at IND | |
| Houston | | | | | | | | | | | | | | | | | | | | | | | | | |
| AFC WEST | | 4 | 2 | 0 | 2-0 | 2-2 | <u>at</u> ARI | LAC | at IND | <u>at</u> TB | LV | BUF | at SF | BYE | TEN | JAX | at LAC | LAR | at CIN | at DEN | at HOU | SEA | DEN | at LV | |
| Kansas City | | 3 | 2 | 0 | 1-1 | 3-2 | LV | at KC | JAX | <u>at</u> HOU | <u>at</u> CLE | DEN | SEA | BYE | at ATL | at SF | KC | at ARI | at LV | MIA | TEN | at IND | LAR | at DEN | |
| LA Chargers | | 2 | 3 | 0 | 0-1 | 1-2 | at SEA | HOU | SF | at LV | IND | at LAC | NYJ | at JAX | BYE | at TEN | LV | at CAR | at BAL | KC | ARI | at LAR | at KC | LAC | |
| Denver | | 1 | 4 | 0 | 1-2 | 1-3 | at LAC | ARI | at TEN | DEN | at KC | BYE | HOU | at NO | at JAX | IND | at DEN | at SEA | LAC | at LAR | NE | at PIT | SF | K | |
| Las Vegas | | | | | | | | | | | | | | | | | | | | | | | | | |

Bolded and Underlined Opponent - win *Italics* - Tie ****Clinched First-Round Bye*