

ARIZONA CARDINALS

WEEK 11
GAME RELEASE
#OAKvsAZ

Mark Dalton - Senior Vice President, Media Relations Chris Melvin - Director, Media Relations Mike Helm - Manager, Media Relations
Imani Suber - Media Relations Coordinator Chase Russell - Media Relations Coordinator



OAKLAND RAIDERS VS.

ARIZONA CARDINALS

State Farm Stadium | November 18, 2018 | 2:05 PM



THIS WEEK'S PREVIEW

The Cardinals host the Oakland Raiders at State Farm Stadium this week in the second of three consecutive matchups against teams from the AFC West. Following this week's game, Arizona will play just two of its final six regular season games at home in 2018.

The Raiders hold a 5-4 lead in the all-time regular season series between the two teams, but Arizona has won each of the last two meetings. The Cardinals haven't lost to the Raiders since 2006 and haven't lost to them at home since 2002. A win this week would give Arizona four wins in the last six meetings vs. Oakland.

The Cardinals will be facing Raiders head coach Jon Gruden for the first time since Week 9 of the 2007 season in Tampa Bay when Gruden was in his sixth season as head coach with the Buccaneers.

This week's game marks the Raiders second-ever regular season visit to State Farm Stadium. The last time Oakland visited, the Cardinals escaped with a 24-23 victory after Oakland's 32-yard missed FG as time expired.

Playing in his 100th career regular season game at State Farm Stadium on Sunday, Fitzgerald (1,274) needs eight receptions to pass Hall of Fame WR Jerry Rice (1,281) for the most receptions in NFL history with a single team. Last week, Fitzgerald (15,952) passed Hall of Fame WR Terrell Owens (15,934) for second place on the NFL's all-time receiving yardage list and now trails only Rice (22,895).

The Cardinals are coming off a 26-14 loss to the Chiefs in Kansas City last week. Facing the NFL's highest-scoring offense, Arizona held the Chiefs to season-lows in points (26), total yards (330) and passing yards (249) while Kansas City also posted season-highs in punts (5) and sacks allowed (5). The Cardinals pulled to within six points midway through the third quarter and had the ball back early in the fourth quarter with a chance to take the lead but that was as close as they would get. RB David Johnson had his best outing of the season, totaling 183 yards from scrimmage and a pair of TDs.

Next week the Cardinals play the first of back-to-back road games when they travel to Los Angeles to face the Chargers. The game will mark Arizona's first-ever appearance at StubHub Center. The Cardinals will then head to Green Bay for an early-December showdown against the Packers at Lambeau Field.

The Raiders will fly across country for a Week 12 matchup in Baltimore before returning home to host the Chiefs and Steelers.

GAME RELEASE INDEX

Page	Contents
2	Cardinals-Raiders Series Info
3	Larry Fitzgerald Passes Owens / Approaching Milestones
4	Salute To Service
5	State Farm Stadium / Dignity Health Arizona Cardinals Training Center
6	The Last Game - Cardinals at Chiefs
7	Chandler Jones with the Cardinals
8	David Johnson Highlights
9	Season Highlights / Rookies Producing / Leftwich as OC
10	By The Numbers / Potential Milestones / Schedules
11	Cardinals Players in the Community
12	Leadership / Michael Bidwill / Steve Keim
13	Steve Wilks Highlights / Coordinators (Rodgers and Holcomb)
14-17	Larry Fitzgerald / David Johnson / Offensive Highlights
18-20	Defensive Highlights / Peterson / Bethhea / Baker / Boston
21	Special Teams Highlights / Phil Dawson / Andy Lee
22-25	Individual Player Notes / Transactions
26-44	Rosters / Depth Chart / How They Were Built / 2018 Stats / Standings

ARIZONA CARDINALS - 2018 SCHEDULE

Date	Opponent	Location	AZTime/Result
Sep. 9	WASHINGTON	State Farm Stadium	L, 6-24
Sep. 16	@ L.A. Rams	LA Memorial Coliseum	L, 0-34
Sep. 23	CHICAGO	State Farm Stadium	L, 14-16
Sep. 30	SEATTLE	State Farm Stadium	L, 17-20
Oct. 7	@ San Francisco	Levi's Stadium	W, 28-18
Oct. 14	@ Minnesota	U.S. Bank Stadium	L, 17-27
Oct. 18	DENVER#	State Farm Stadium	L, 10-45
Oct. 28	SAN FRANCISCO	State Farm Stadium	W, 18-15
	- BYE -		
Nov. 11	@ Kansas City	Arrowhead Stadium	L, 14-26
Nov. 18	OAKLAND	State Farm Stadium	2:05 PM
Nov. 25	@ L.A. Chargers	StubHub Center	2:05 PM
Dec. 2	@ Green Bay*	Lambeau Field	11:00 AM
Dec. 9	DETROIT*	State Farm Stadium	2:25 PM
Dec. 16	@ Atlanta*	Mercedes-Benz Stadium	11:00 AM
Dec. 23	L.A. RAMS*	State Farm Stadium	2:05 PM
Dec. 30	@ Seattle*	CenturyLink Field	2:25 PM

FOX/NFL Network Thursday Night Football

* Subject to flexible scheduling decisions

FITZGERALD JUST 8 RECEPTIONS FROM HISTORY

After moving into second on the NFL's all-time receiving yardage list last week, WR **Larry Fitzgerald** (1,274) enters this week's game needing eight catches to pass Hall of Fame WR Jerry Rice (1,281 with 49ers) for the most receptions in NFL history with one team. It will be Fitzgerald's 100th game at State Farm Stadium.

-- See page 3 for more info on Fitzgerald's move up the all-time receiving lists --



THE HIGHLIGHTS

--The Cardinals will be hosting their Salute to Service game this week at State Farm Stadium. Owner **Bill Bidwill** served in the U.S. Navy and then the Navy Reserve during and after the Korean War. He is the only living NFL owner who is a veteran of the U.S. Armed Services.

--With 50 receiving yards last week in Kansas City, WR **Larry Fitzgerald** (15,952) passed Hall of Fame WR Terrell Owens (15,934) for second place on the NFL's all-time receiving yardage list.

--Raiders head coach **Jon Gruden** is the second Gruden the Cardinals will have faced this season. Arizona went up against his brother, **Jay**, in the season opener vs. Washington in Week 1.

--Arizona's defense features an NFL-high 10 players with multiple sacks (1.5 or more) this season.

--Last week in Kansas City, RB **David Johnson** posted season highs in scrimmage yards (183), rushing yards (98) and receiving yards (85). He also tied his season high with two TDs. Johnson has totaled 283 yards from scrimmage and two TDs in the two games since the promotion of **Byron Leftwich** to offensive coordinator.

--After recording a season-high 2.0 sacks against the Chiefs last week, DE **Chandler Jones** now has 36.5 sacks in 41 career games with the Cardinals.

--Arizona has twice as many scoring drives of 12+ plays in the last two games (4) as it had in its first seven games combined (2).

BROADCAST INFORMATION

Television: CBS / Play-By-Play: Spero Dedes Analyst: Adam Archuleta

Cardinals Radio: Arizona Sports 98.7 FM / Play-By-Play: Dave Pasch Analyst: Ron Wolfley Sideline: Paul Calvisi

Cardinals Spanish Radio: Univision KHOV 105.1 FM / Play-By-Play: Gabriel Trujillo Analyst: Rolando Cantu



CARDS-RAIDERS CONNECTIONS

Raiders Connections

Cardinals K **Phil Dawson** originally entered the league as a rookie free agent with Oakland in 1998, the first season of Raiders Head Coach **Jon Gruden's** first stint with the franchise. Dawson was released during training camp and went on to spend his rookie season on the Patriots practice squad.

Cardinals DE **Benson Mayowa** played two seasons (2014-15) with the Raiders.

Cardinals OL **Oday Aboushi** spent training camp with the Raiders before the 2018 season.

Cardinals Defensive Quality Control coach **Alonso Escalante** worked as a defensive coaching intern with the Raiders in 2011.

Cardinals Sr. Assistant/D-Line coach **Don Johnson** coached the Raiders DTs from 2007-08.

Cardinals TEs Coach **Jason Michael** was the Raiders quality control coach in 2005.

Cardinals Assistant Strength and Conditioning coach **Vernon Stephens** held the same post with the Raiders in 2014.

Cardinals Connections

Raiders General Manager **Reggie McKenzie** played for the Cardinals from 1989-90 but was placed on injured reserve both seasons.

Raiders DT **Frostee Rucker** played for the Cardinals from 2013-17.

Raiders DE **Jacques Smith** appeared in three games for the Cardinals earlier this season.

Raiders Assistant Strength and Conditioning coach **D'Anthony Batiste** played three seasons (2010-12) with the Cardinals.

Raiders Director of Football Research **Dave Razzano** was a Cardinals regional scout from 2006-09.

Bay Area/California Connections

Cardinals CB **Bené Benwikere** (Fontana), LS **Aaron Brewer** (Fullerton), **SLB Deone Bucannon** (Fairfield), FB **Derrick Coleman** (Fullerton), DE **Benson Mayowa** (Inglewood), OL **Daniel Munyer** (Harbor City), S **Eddie Pleasant** (Compton), QB **Josh Rosen** (Manhattan Beach), CB **Jamar Taylor** (San Diego), LB **Joe Walker** (Palos Verdes) and RBs coach **Kirby Wilson** (Los Angeles) are from California.

Cardinals OL **Mike Iupati** is from Vaitogi, American Samoa but attended Western (Anaheim, CA) High School.

From 2016-17, Cardinals Assistant Strength and Condition coach **Vernon Stephens** was the strength and conditioning coach at Dublin (CA) High School, which is about 20 miles east of Oakland Alameda Coliseum.

Family Connections

Cardinals Football Operations Coordinator **Matt Caracciolo** is the brother of **Peter Caracciolo**, who works in football operations for the Raiders.

College/Pro Connections

In 2009, Cardinals Offensive Coordinator **Byron Leftwich** and Raiders T **Donald Penn** played together in Tampa Bay.

Cardinals Head Coach **Steve Wilks** (2012-17) and Defensive Coordinator **Al Holcomb** (2013-17) coached for the Panthers while Raiders WR **Brandon LaFell** (2010-13) and CB **Daryl Worley** (2016-17) played in Carolina.

Raiders Head Coach **Jon Gruden** (2002-08) was the head coach in Tampa Bay while Cardinals RBs coach **Kirby Wilson** (2002-03) held the same title for the Buccaneers.

Cardinals TE **Jermaine Gresham** (2010-14) and OL **Andre Smith** (2009-15) were teammates in Cincinnati with Raiders S **Reggie Nelson** (2010-15), CB **Leon Hall** (2007-15), LB **Emmanuel Lamur** (2012-15), QB **AJ McCarron** (2014-17), DT **Clinton McDonald** (2010) and DT **Frostee Rucker** (2006-11).

Cardinals LB **Josh Byrnes** (2011-13) and Raiders T **Kelechi Osemele** (2012-15) were teammates in Baltimore from 2012-13, winning Super Bowl XLVII after the 2012 season.

Raiders DT **Clinton McDonald** (2014-17), CB **Rashaan Melvin** (2013), RB **Doug Martin** (2012-17) and DE **Jacques Smith** (2014-16) played for the Buccaneers with Cardinals QB **Mike Glennon** (2013-16).

From 2014-15, Raiders WR **Brandon LaFell** and Cardinals DE **Chandler Jones** played together for the Patriots.

Cardinals CB **Patrick Peterson** (2008-10) played at LSU with Raiders WR **Brandon LaFell** (2006-09).

Cardinals DE **Markus Golden** (2012-14) played at Missouri with Raiders DE **Kony Ealy** (2011-13).

Cardinals QB **Josh Rosen** (2015-17) played at UCLA with Raiders T **Kolton Miller** (2015-17).

In 2013, Raiders DT **Clinton McDonald** and Cardinals FB **Derrick Coleman** played together for the Seahawks.

Cardinals OL **Mason Cole** (2014-17) played at Michigan with Raiders DT **Maurice Hurst** (2014-17).

Cardinals DT **Olsen Pierre** and Raiders G/C **Jon Feliciano** played together at Miami from 2011-14.

SERIES BREAKDOWN

Although the series between the Cardinals and Raiders dates back 45 years (1973), this week's matchup vs. Oakland marks just the 10th all-time meeting between the two teams and the first since 2014.

The Raiders hold a 5-4 lead in the all-time regular season series but Arizona has won each of the last two meetings. The Cardinals haven't lost to the Raiders since 2006 and haven't lost to them at home since 2002. A win this week would even up the series at five games apiece and give Arizona four wins in the last six meetings vs. Oakland.

The last meeting between the two teams came in Week 7 of the 2014, when the Cardinals earned a 24-13 victory in Oakland.

The last time the Raiders visited Arizona during the regular season (2010), Oakland missed a 32-yard FG as time expired as the Cardinals held on for a 24-23 win.

Even though they are infrequent regular season opponents, the Cardinals and Raiders have met in 15 of the last 23 preseasons.

CARDS-RAIDERS REGULAR SEASON SERIES

- Overall Regular Season Series: 4-5
- Cardinals at home vs. Oakland: 1-3
- First Meeting: 10/7/73 vs. Oak, L, 17-10
- Last Meeting: 10/19/14 @ Oakland, W, 24-13
- Last Cardinals Home Win: 9/26/10 @ Oakland, W, 24-23

THE COACHES



Steve Wilks

2-7-0	Overall Record	101-93-0
2-7-0	Regular Season Record	96-89-0
0-0	Playoff Record	5-4
1 st	Years as NFL Head Coach	12 th
1 st	Years with Team	5 th



Jon Gruden

Hired as the head coach in Arizona on January 22, 2018, **Steve Wilks** is in his first season at the helm for the Cardinals. Wilks came to Arizona after spending the previous six seasons (2012-17) with the Carolina Panthers, including last year as the team's defensive coordinator. The Charlotte, NC native is a 23-year coaching veteran and spent the last 12 years as an assistant in the NFL. Wilks also coached in the NFL with the Chicago Bears (2006-08) and San Diego Chargers (2009-11) prior to working in Carolina.

After returning as head coach of the Raiders when he was hired on January 9, 2018, **Jon Gruden** is in his 12th season as a head coach in the NFL. Gruden returned to coaching in 2018 after spending nearly a decade in broadcasting, including color analyst duties on Monday Night Football. Gruden was the head coach in Oakland from 1998-2001 before going on to coach the Tampa Bay Buccaneers from 2002-2008. Gruden posted a 38-26 record during his first tenure with the Raiders, leading the team to back-to-back AFC West titles in 2000 and 2001. He spent seven seasons as head coach in Tampa Bay, leaving as the winningest head coach in franchise history. His time with the Buccaneers included a victory in Super Bowl XXXVII.

TOP PERFORMANCES VS. THE RAIDERS

Below is a look at the Cardinals top performances against the Raiders:

Statistic	Total	Player	Date
Total Points	14	Bill Gramatica	12/2/01 @ Oak
Total TDs	2	Stepfan Taylor	10/19/14 @ Oak
Longest TD	102t (KOR)	L. Stephens-Howling	9/26/10 vs. Oak
Rushing Yards	135	Marcel Shipp	11/24/02 vs. Oak
Rushing Avg.	8.44	Marcel Shipp	11/24/02 vs. Oak
Rushing TDs	1 (6x) last	Stepfan Taylor	10/19/14 @ Oak
Longest TD Run	5t	Thomas Jones	12/2/01 @ Oak
Receiving Yards	118	Frank Sanders	10/4/98 vs. Oak
Receptions	10	Frank Sanders	10/4/98 vs. Oak
Receiving TDs	1 (14x) last	Michael Floyd	10/19/14 @ Oak
Longest TD Reception	50t	David Boston	12/2/01 @ Oak
Passing Yards	253	Carson Palmer	10/19/14 @ Oak
Passing TDs	2 (6x) last	Carson Palmer	10/19/14 @ Oak
Passer Rating	128.3	Neil Lomax	12/11/83 @ LAR
Completion Pct.	70.9	Carson Palmer	10/19/14 @ Oak
Longest TD Pass	50t	Jake Plummer	12/2/01 @ Oak
Sacks	3	Bertrand Berry	10/22/06 @ Oak
Interceptions	1 (11x) last	Paris Lenon	9/26/10 vs. Oak
Long Defensive TD	40t (FR)	Elois Grooms	12/11/83 @ LAR
Field Goals	4	Bill Gramatica	12/2/01 @ Oak
Long Field Goal	49	Neil Rackers	10/22/06 @ Oak

WR Larry Fitzgerald caught six passes for 50 yards against the Chiefs last week and in the process passed Hall of Fame WR Terrell Owens (15,934) for second place on the NFL's all-time receiving yardage list. Fitzgerald now has (15,952) receiving yards in his career.

Rnk	<u>Yards</u>	<u>Player</u>	<u>Years</u>
1	22,895	Jerry Rice+	1985-2004
2	15,952	Larry Fitzgerald	2004-
3	15,934	Terrell Owens+	1996-2010
4	15,292	Randy Moss+	1998-2012
5	15,208	Isaac Bruce	1994-2009
<i>+Hall of Fame Inductee</i>			


Jerry Rice	Larry Fitzgerald	Terrell Owens
Receiving Yds By QB (23)	Receiving Yds By QB (19)	Receiving Yds By QB (21)
Yds	Yds	Yds
<u>Quarterback</u>	<u>Quarterback</u>	<u>Quarterback</u>
8,763 Steve Young	4,583 Kurt Warner	5,450 Jeff Garcia
6,121 Joe Montana	4,033 Carson Palmer	3,122 Tony Romo
2,721 Rich Gannon	1,255 John Skelton	2,368 Steve Young
1,428 Jeff Garcia	1,207 Josh McCown	1,959 Donovan McNabb
916 Elvis Grbac	1,017 Kevin Kolb	983 Carson Palmer
727 Jeff Kemp	967 Matt Leinart	497 Ryan Fitzpatrick
648 Steve Bono	726 Drew Stanton	323 Drew Bledsoe
352 Rick Mirer	629 Derek Anderson	293 Trent Edwards
276 Matt Hasselbeck	305 Blaine Gabbert	277 Tim Rattay
110 Steve Stenstrom	294 Josh Rosen	161 Steve Stenstrom
106 Matt Cavanaugh	218 Ryan Lindley	79 Brad Johnson
94 Marques Tuiasosopo	141 Max Hall	76 Elvis Grbac
93 Mike Moroski	129 Shaun King	75 Jim Druckenmiller
87 Ty Detmer	113 Sam Bradford	72 Ty Detmer
86 Trent Dilfer	97 John Navarre	54 Jeff Brohm
62 Tee Martin	91 Rich Bartel	42 Jason Witten
52 Jeff Brohm	81 Tim Rattay	39 Brian Brohm
50 Harry Sydney	63 Brian Hoyer	28 Terry Kirby
41 John Taylor	3 Brian St. Pierre	21 Brooks Bollinger
36 Kerry Collins		11 Rick Mirer
28 Cary Conklin		4 Koy Detmer
26 Rob Johnson		
24 Terry Kirby		



There is only one player in NFL history - Hall of Fame WR Jerry Rice - with more receptions with a single team than **Larry Fitzgerald** has with the Cardinals. That could change this week when Arizona hosts Oakland at State Farm Stadium.

Fitzgerald (1,274) enters Sunday's game needing eight receptions to pass Rice (1,281 with San Francisco) for the most receptions in NFL history with a single team.

Rnk	Player	Rec	Team
1	Jerry Rice+	1,281	San Francisco
2	Larry Fitzgerald*	1,274	Arizona
3	Jason Witten	1,150	Dallas
4	Marvin Harrison+	1,102	Indianapolis
5t	Reggie Wayne	1,070	Indianapolis
5t	Tim Brown+	1,070	L.A./Oakland



Rice spent 16 seasons (1985-2000) with the 49ers, appearing in 238 games during that span. Fitzgerald is in his 15th season in Arizona in 2018 and will be appearing in his 228th game on Sunday vs. Oakland.

Below is a breakdown of Fitzgerald's reception totals during his NFL career.

Receptions By QB		Receptions By Opponent		Receptions By Month	
<u>Rec</u>	<u>Quarterback</u>	<u>Rec</u>	<u>Opponent</u>	<u>Rec</u>	<u>Month</u>
363	Carson Palmer	179	L.A. Rams	334	November
345	Kurt Warner	173	San Francisco	311	December
84	Josh McCown	166	Seattle	307	October
82	John Skelton	60	Carolina	279	September
70	Matt Leinart	55	Minnesota	43	January
70	Kevin Kolb	52	Washington		
68	Drew Stanton	48	NY Giants		
49	Derek Anderson	47	Philadelphia	Rec By Conference	
32	Blaine Gabbert	44	Detroit	<u>Rec</u>	<u>Conference</u>
28	Josh Rosen	38	Dallas	997	NFC
21	Ryan Lindley	34	Tampa Bay	277	AFC
13	Max Hall	31	Atlanta		
12	Sam Bradford	30	New Orleans	Rec By Division	
10	Shaun King	27	Chicago	<u>Rec</u>	<u>Division</u>
8	John Navarre	23	Houston	518	NFC West
7	Rich Bartel	22	Cincinnati	185	NFC East
6	Brian Hoyer	22	Miami	155	NFC South
5	Tim Rattay	22	Pittsburgh	139	NFC North
1	Brian St. Pierre	21	Indianapolis	80	AFC South
		20	Buffalo	76	AFC East
		19	Tennessee	67	AFC North
Rec. By Quarters				54	AFC West
<u>Rec</u>	<u>Quarter</u>	18	Denver		
339	2 nd	18	Kansas City	Rec By Location	
339	4 th	17	Jacksonville	<u>Rec</u>	<u>Location</u>
304	1 st	17	NY Jets	656	Home
221	3 rd	17	New England	618	Road
8	OT	13	Green Bay		
		12	Cleveland	Rec By Down	
Rec. By Days		12	San Diego	<u>Rec</u>	<u>Down</u>
<u>Rec</u>	<u>Day</u>	11	Baltimore	519	1 st
1,166	Sunday	6	Oakland	436	2 nd
47	Thursday			294	3 rd
45	Monday			25	4 th
16	Saturday				

On Sunday, it will have been 5,181 days (14 years, 2 months, 7 days) since Fitzgerald caught his first career pass. On the first play of the game in his NFL debut at St. Louis on 9/12/04, Fitzgerald caught a 37-yard pass from QB **Josh McCown**.

A pair of Hall of Famers were involved in the play: HOF RB **Emmitt Smith** received the handoff and flipped it back to McCown on a flea flicker. Fitzgerald caught the pass over HOF DB **Aeneas Williams**.



Fitzgerald enters this week's game vs. Oakland with 1,274 career receptions, which ranks third on the NFL's all-time list. He needs 52 receptions to pass Tony Gonzalez (1,325) for second place. Rice and Fitzgerald are the only players that rank in the top-5 in NFL history for both receptions and receiving yards.

Rnk	Rec	Player	Years	To Pass
1	1,549	Jerry Rice+	1985-2004	276
2	1,325	Tony Gonzalez	1997-2013	52
3	1,274	Larry Fitzgerald*	2004-	-
4	1,152	Jason Witten	2003-17	-
5	1,102	Marvin Harrison+	1996-2008	-
<i>+Hall of Fame Inductee</i>				

Nothing gets fans at State Farm Stadium quite as excited as a **Fitzgerald** reception - and he has offered plenty of those since the venue opened in 2006.

This week's matchup vs. Oakland represents Fitzgerald's 100th career regular season game at State Farm Stadium, where he has totaled 585 receptions for 7,307 yards dating back to 2006.

In NFL history, only Jerry Rice (646 at Candlestick Park) had more receptions in any stadium than Fitzgerald has at State Farm Stadium (585).



Rnk	Player (Team)	Rec	Gms	Stadium	To Pass
1	Jerry Rice (SF)	646	119	Candlestick Park	62
2	Larry Fitzgerald (AZ)	585	99	State Farm Stadium	-
3	Andre Johnson (Hou)	560	88	NRG Stadium	-
4	Cris Carter (Min)	531	96	Mall of America	-
5	Marvin Harrison (Ind)	515	87	RCA Dome	-

Fitzgerald's 7,307 career receiving yards at State Farm Stadium rank third in NFL history for a single venue.

Rnk	Player (Team)	Yds	Gms	Stadium	To Pass
1	Jerry Rice (SF)	9,403	119	Candlestick Park	2,097
2	Andre Johnson (Hou)	7,776	88	NRG Stadium	470
3	Larry Fitzgerald (AZ)	7,307	99	State Farm Stadium	-
4	Marvin Harrison (Ind)	7,189	87	RCA Dome	-
5	Steve Largent (Sea)	6,822	101	Kingdome	-

Fitzgerald will become the sixth WR in NFL history to appear in 100+ games in a single stadium: Rice (Candlestick), Andre Reed (Ralph Wilson Stadium), Art Monk (RFK Stadium), Largent (Kingdome) and Donald Driver (Lambeau Field).

SALUTE TO SERVICE

As part of the league's long-standing support of America's armed forces, the Cardinals are honoring current and former military by taking part in the NFL's *Salute to Service* campaign at this Sunday's game. Since 2011, the NFL's Salute to Service campaign has raised more than \$26 million for military and veteran nonprofit organizations.

Prior to entering the stadium on Sunday, fans can visit U.S. Army and U.S. Air Force displays on the Cardinals Flight Deck and Pre-Flight area. The Army is displaying a 60-foot aviation exhibit and flight simulator featuring three M1151 Humvees and an M1126 Stryker Armed personnel vehicle. The Air Force has five interactive displays featuring the F-35 Heritage Flight Team, an Explosive Ordnance Disposal vehicle, military working dogs and a tent featuring Luke Air Force Base pilots.

The Cardinals are also hosting members of the U.S. Army and U.S. Air Force along with military volunteers and USAA employees to unfurl a field-size American flag during the National Anthem which will be performed by members of the USAF Band of the Golden West. The colors will be presented by the American Legion Post #51 and four F-35's from the 56th Fighter group at Luke Air Force Base will provide a flyover at the conclusion of the National Anthem.

Each Cardinals player will wear a #40 sticker on their helmet to honor former Cardinals safety **Pat Tillman** and will also use camouflage towels, hats and gloves on the sidelines.

Halftime will feature a special live performance from the USAF Band of the Golden West and a rappel demonstration from the USAF Pararescue Specialists from the 306th Rescue Squadron from Davis Monthan Air Force Base. In addition the beneficiary of the team's 50/50 raffle on Sunday will be the *Pat Tillman Foundation*.

All proceeds from the NFL's Salute to Service campaign are donated to the NFL's military nonprofit partners: The *Bob Woodruff Foundation*, the *Pat Tillman Foundation*, *TAPS*, the *USO* and *Wounded Warrior Project*.



CARDINALS WITH MILITARY TIES



Owner William Bidwill

Only current NFL owner who served in the military. Joined the U.S. Navy immediately following his 1953 graduation from Georgetown University. Served in the U.S. Navy Reserves (1950-54) and Active U.S. Navy (1954-56). Spent two years in the Atlantic on the U.S.S. Orion during and following the Korean War. Grandson, **Tom Bidwill**, served as a Captain in the Army.

S Antoine Bethea

Lived two years in Germany, where his father, **Larry**, was stationed while serving in the Army.

SLB Deone Bucannon

Father, **Duane**, retired from the Marine Corps after eight years of service, and mother, **Sonji**, served 23 years in the Navy as a nurse, including one tour in Iraq when he was in fifth grade.

WR Larry Fitzgerald

Attended Valley Forge (PA) Military Academy. Grandfather, Dr. **Robert Johnson**, was a Lieutenant in the Army who won a purple heart for his service in Korea. Aunt and Uncle, **Paula** and **Sam Jones**, are both Lieutenant Colonels in the Army.

OL Mike Iupati

Brother-in-law, **Eteru Ane**, served in the Army.

P Andy Lee

Lee's late grandfather, **Walter Lee**, served in the Army.

OL Justin Pugh

Brother, **Michael**, currently serves in the Air Force.

OL A.Q. Shipley

Father-in-law, **Gerald Camhy**, served in the Navy.

CB Brandon Williams

Father worked as a civilian contractor on several bases in the Middle East repairing vehicles, specifically the military Humvee, that were used in combat.


WR Chad Williams

Grandfather, **Willie Rowe, Sr.**, served in the Army.

TILLMAN'S IMPACT ON PUGH

Cardinals OL **Justin Pugh** grew up on the East Coast, played at Syracuse and spent the first five years of his NFL career with the Giants.

Before signing with Arizona, however, a Cardinals jersey already hung in his brother's home in Holland, PA, more than 2,000 miles from Phoenix.



"We have a Pat Tillman jersey at my (brother's) house," Pugh said during his introductory press conference in March. "That's the only jersey we have hanging in our house – my brother's house, I should say – back in Holland."

Tillman and his brother, Kevin, left behind professional sports careers to join the Army Rangers after the 9/11 terrorist attacks. In 2004, Tillman was killed in action while serving a tour in Afghanistan. He would have celebrated his 42nd birthday earlier this month (11/6).

"He made the ultimate sacrifice for this country (with) everything that he did. You wish you could be half the man that he was," Pugh said.

Pugh's brother, Michael, is an active member of the Air Force.



GIVING BACK TO THE MILITARY

As part of the NFL's "My Cause, My Cleats" campaign, Pugh has partnered with Merging Vets and Players, a program designed to address the challenge of transitioning home from the battlefield by creating an environment where veterans and athletes can share their strength and experience.

Earlier this month (11/6), Pugh visited Luke Air Force Base with a group of teammates, cheerleaders, mascot Big Red and USAA representatives to show gratitude and appreciation to those serving in the armed forces.

During the 2017 NFL Draft, Pugh visited Joint Base McGuire-Dix-Lakehurst in New Jersey to thank military members for their service, host a youth football event for their kids and announce the Giants fifth-round pick on television with his brother Michael, who was stationed at the base.

Pugh has also participated in the Pro vs. GI Joe program where players competed in video games against military veterans through the Wounded Warrior Project which works to provide services and programs for wounded service members.

WILLIAMS IS SALUTE TO SERVICE NOMINEE

CB **Brandon Williams** was named the Cardinals and USAA *Salute To Service Award* nominee in 2018.

Williams has a special place in his heart for all branches of the military. His father worked as a civilian contractor for a non-governmental organization (NGO) on several bases in the Middle East, specifically in Iraq and Afghanistan as a mechanic repairing motor vehicles that were used by troops in combat with special emphasis on the military Humvee. Brandon's father selflessly put himself in harm's way so that he could keep our country safe.




Williams spends most of his days off participating with military associations and giving back to those who have sacrificed so much for our country. He recently has adopted MANA House in Phoenix as the military organization he's committed to supporting. MANA House is a peer-run organization of homeless and formerly homeless veterans offering personal, individualized basic resources, community and advocacy for all veterans.

Williams donates his time and provides financial support to the 76 veterans who pass through the doors of MANA House, actively welcomes new veterans that sign on to MANA House and stays in touch with veterans that have successfully gone through the program.

One of the ways Williams has supported MANA's efforts for veterans is purchasing desktop computers to put in the recreation room so that veterans can use them to keep in touch with family and friends. This is vitally important to the success of veterans as they re-build a social base and get back on their feet when returning from service.

GAME #132 AT STATE FARM STADIUM

The Cardinals host the Oakland Raiders this Sunday in the 132nd game at State Farm Stadium (preseason and postseason included). Arizona has sold out all 131 games played at the world-class venue since it opened in 2006.



There were only 12 games total that sold out in time to be televised locally in 18 years at Sun Devil Stadium.

State Farm Stadium has proven to be a catalyst for the Cardinals success in the last decade-plus. Below is a look at the results at State Farm Stadium compared to 18 seasons at Sun Devil Stadium.

Overall Comparison Statistic	12+ seasons at SF Stadium	18 seasons at SD Stadium
Sellouts	131	12
Regular Season Record	101-99-1	100-188
Regular Season Win %	.503	.347
Regular Season Home Record	62-38-1	64-80
Home Win %	.619	.444
Postseason Record	5-4	1-1
Postseason Home Record	4-0	0-0
Seasons with Winning Record	5	1
Postseason Berths	4	1
Division Titles	3	0
Conference Championship Games	2	0
Super Bowl Appearances	1	0

The Cardinals are 66-38-1 (including postseason) all time at State Farm Stadium. Their .633 home winning percentage ranks 10th in the NFL and sixth in the NFC dating back to 2006.

Arizona posted a winning record at home in five consecutive seasons (2013-17), which represents the longest such streak in franchise history. The 2017 season was the 11th consecutive season Arizona has won at least four home games.

Cardinals Home Record (2006-17)

Year	Record	Year	Record
2017	5-3	2011	6-2
2016	4-3-1	2010	4-4
2015	6-2 (1-0 in playoffs)	2009	4-4 (1-0 in playoffs)
2014	7-1	2008	6-2 (2-0 in playoffs)
2013	6-2	2007	6-2
2012	4-4	2006	3-5

THE NEST GETS A NEW NAME

In September the Cardinals and State Farm announced an 18-year naming rights commitment that resulted in the team's home venue becoming State Farm Stadium.

"We were intent on finding a relationship that was an ideal fit with our organization and this community in terms of values, priorities and culture," said Cardinals President **Michael Bidwill**. "With State Farm, we absolutely did that. State Farm is one of the most-respected and recognizable brands in the world and Phoenix is fortunate to be one of its three hub markets."




Arizona is home to one of three of State Farm regional hubs. State Farm is an active member of the local community employing roughly 7,000 individuals.

IT GETS LOUD IN THERE

Having a sellout crowd on hand - and the deafening noise it creates - has proven difficult for opposing teams and given the Cardinals one of the NFL's most distinct home field advantages.

Dating back to the inaugural year at State Farm Stadium in 2006, Cards opponents have accumulated 167 accepted false start penalties in the regular season. That is the most for any home team in the NFL during that span.



NFL Leaders - Opponent False Start Penalties (2006-Present)

Rnk	Home Team	FS	Stadium
1	Cardinals	167	State Farm Stadium
2	Vikings	147	U.S. Bank Stadium/Metrodome/TCF Bank
3	Seahawks	145	CenturyLink Field
4	Lions	140	Ford Field
5	Eagles	139	Lincoln Financial Field

CARDS PARTNER WITH DIGNITY HEALTH

Last month, the Cardinals and Dignity Health announced agreement on a 10-year naming rights commitment that resulted in the team's training center in Tempe being named the "Dignity Health Arizona Cardinals Training Center."



"Dignity Health is a leading provider of healthcare services in the Phoenix marketplace and one of the nation's largest health care systems, and we are excited to expand our partnership with them over the next decade," said Cardinals President **Michael Bidwill**. "While this is a comprehensive marketing agreement, there will be a big focus on programs that will benefit high school athletes throughout the state of Arizona."

In addition to the naming rights aspect, the agreement also includes a number of components that will impact the community at large. For example, Dignity Health and the Cardinals, in conjunction with the NFL, will provide grant money to fund additional athletic training staff for high school athletic programs across the state.

Arizona Native Kirk Knows Value of Brainbook

As a result of the Cardinals partnership with Dignity, both organizations will collaborate on the continued development of Brainbook, a concussion education and awareness program for Arizona's high school athletes in all sports that was launched in 2011.

Since Brainbook was introduced across the state in 2011, over 400,000 high school athletes have used the web-based tool, including Cardinals rookie and Scottsdale native WR **Christian Kirk**.

An alum of Saguaro High School, Kirk underwent Brainbook training as a senior. In an interview with the Arizona Republic, Kirk talked about the added value of the program when combined with existing concussion protocols.

"It just seemed kind of more extensive and specific," Kirk said of Brainbook. "Athletes might have a headache or get hit during the game and kind of just not think too much of it. They want to be tough, so they're not really going to say anything and go back out there, and at the end of the day, that's the last thing you want to do. So it just makes them more aware, whenever they feel those symptoms, to go talk to somebody."

SUPER BOWL COMING BACK TO AZ

Valley Will Host 4th Super Bowl When Game Returns in 2023

The biggest event in American sports is returning to Arizona as State Farm Stadium was selected to host Super Bowl LVII that will cap the 2022 NFL season.

Super Bowl LVII will be the fourth Super Bowl played in Arizona and the third in 15 years at State Farm Stadium. The Valley last hosted Super Bowl XLIX following the 2014 season. With Super Bowl LVII being held at State Farm Stadium, Arizona will join South Florida, New Orleans, Los Angeles and Tampa Bay as the only sites selected to host the Super Bowl at least four times.



Past Super Bowls in Arizona

Super Bowl	Site	Date	Result
XLIX (49)	Univ. of Phoenix Stadium	2/1/15	Patriots 28, Seahawks 24
XLII (42)	Univ. of Phoenix Stadium	2/3/08	Giants 17, Patriots 14
XXX (30)	Sun Devil Stadium	1/28/96	Cowboys 27, Steelers 17

The nation's most popular sporting event and most widely-viewed television program, the Super Bowl provides an immense boost to the local economy. The last time the game was staged in Arizona it produced a record economic impact for the state. A 2015 study by the W.P. Carey School of Business at Arizona State University determined that Super Bowl XLIX, the 2015 Pro Bowl and related events produced a gross economic impact of \$719.4 million for the region. That was the largest economic impact of any special event ever held in Arizona.

In a span of just over 26 months in 2015-17, the stadium hosted a Pro Bowl, Super Bowl, College Football National Championship Game and the NCAA Men's Final Four. It was an unprecedented stretch for a stadium that generated \$1.3 billion for the state during that span.

Future Super Bowl Sites

Super Bowl	Site	Date
LIII (53)	Mercedes-Benz Stadium (Atlanta)	Feb. 3, 2019
LIV (54)	Hard Rock Stadium (Miami)	Feb. 2, 2020
LV (55)	Raymond James Stadium (Tampa Bay)	Feb. 7, 2021
LVI (56)	New Los Angeles Stadium (Los Angeles)	Feb. 6, 2022
LVII (57)	State Farm Stadium (Arizona)	2023
LVIII (58)	Mercedes-Benz Superdome (New Orleans)	2024

THE LAST GAME - CARDINALS AT CHIEFS (WEEK 10)

Chiefs 26, CARDINALS 14
November 11, 2018 – Arrowhead Stadium (76,712)

The Cardinals traveled to Kansas City in Week 10 to face a formidable Chiefs team that owned the NFL's best record (8-1) and #1 scoring unit (36.3 points/game). They would hold the KC offense 10 points and 103 yards beneath its season averages while limiting QB Patrick Mahomes to his lowest passing yardage total of the year. Early in the 4th, AZ was within 6 points and had the ball at its own 40. However, Chiefs LB Justin Houston snuffed out a Josh Rosen screen pass to David Johnson and his interception set up KC at the AZ31. Four plays later, RB Spencer Ware ran it in from 3 yards out to give the Chiefs a 12-point lead with 10 minutes remaining and the Cards would get no closer. For AZ, Johnson enjoyed his best game of the year with 98 rushing yards and 85 receiving yards along with a TD in each category. DE Chandler Jones had 2 of Arizona's 5 sacks of Mahomes who had not been taken down more than twice in any game previously. Larry Fitzgerald recorded all 50 of his receiving yards in the 2nd half, enabling him to pass Terrell Owens and move into 2nd place on the NFL's all-time receiving yardage list.

The Chiefs came out of the blocks blazing; on the game's first play, Mahomes hit WR Tyreek Hill with a 38-yard pass down the left sideline that took it to the AZ37. A play later, the two connected on a 37-yard strike down the middle that put KC up 7-0 just 56 seconds into the contest. The Cardinals shook that off and responded with a 12-play, 75-yard drive on which Johnson almost exclusively led the way; he ran 6 times for 24 yards and caught 2 passes for 20 including a TD grab on 3rd-n-goal from the 9. AZ also converted three 3rd downs on the drive and finished the game at 50% (7-14). After that game-tying TD, the Cards attempted a surprise on-side kick but could not corral the ball before it went out of bounds. Despite giving the potent Chiefs offense possession at the AZ 38, the AZ defense was able to limit KC to 3 with a 45-yard Harrison Butker FG. On the next Chiefs drive, Butker added another from 46 yards to put them up 13-7 early in the 2nd. The Chiefs threatened again on their next offensive series. After advancing to the AZ8, the defense pushed them back and they faced a 3rd-n-goal from the 14. On that play, however, Mahomes found Hill with a 14-yard strike in the middle of the end zone that put KC up 20-7 at intermission.

The Cards offense got the ball first coming out of the locker room and they took advantage. After returner T.J. Logan took the 2nd half-opening kickoff 36 yards to the AZ39, Rosen led a 12-play, 61-yard drive on which Johnson touched it 7 times (6 rushes, 1 reception) and the Cards converted on 3rd down three times. The last Johnson carry was a 1-yard TD run that made it 20-14. That 6-point difference remained until the Houston INT of the screen pass in the 4th that led to the subsequent Chiefs TD. Arizona's offense would get the ball back three more times but could not reach the end zone on any of them.

CARDINALS		7	0	7	0	14
Chiefs		14	6	0	6	26
Team	Qtr. Time	Scoring Play				
Chiefs	1	14:04	T. Hill 37-yard pass from Mahomes (Butker kick)			
CARDS	1	8:03	D. Johnson 3-yard pass from Rosen (Dawson kick)			
Chiefs	1	3:00	Butker 45-yard FG			
Chiefs	2	12:29	Butker 46-yard FG			
Chiefs	2	5:31	T. Hill 14-yard pass from Mahomes (Butker kick)			
CARDS	3	7:48	D. Johnson 1-yard run (Dawson kick)			
Chiefs	4	10:14	Ware 3-yard run (pass failed)			

Drive	Score
3-75, 0:56	0-7
12-75, 6:01	7-7
7-11, 5:03	7-10
9-54, 3:58	7-13
9-73, 4:53	7-20
12-61, 7:12	14-20
4-31, 1:58	14-26

STATISTICS

	AZ	KC
First Downs	21	20
3rd Down Eff. (Pct)	7-14 (50)	4-11 (36)
Total Plays	69	56
Avg. Gain	3.8	5.9
Rushes-Yards	25-94	23-118
Net Passing Yards	166	212
Total Net Yards	260	330
Passing (A-C-I)	39-22-2	28-21-0
Sacked by Opp.	5-42	5-37
Punts-Average	5-49.4	5-46.6
Fumbles-Lost	1-0	1-0
Penalties	3-30	8-63
Time of Possession	31:47	28:13

Weather: Sunny and clear, 43 degrees, 51% humidity. Wind north 5 mph.

RUSHING

CARDS: D.Johnson 21-98, TD; Edmonds 2-7; Rosen 1-(-1); Nelson 1-(-10).
Chiefs: Hunt 16-71; Mahomes 4-21; Hill 1-20; Ware 2-6, TD.

PASSING

CARDS: Rosen 22-39, 208 yds, 1 TD, 2 INT.
Chiefs: Mahomes 21-28, 249 yds, 2 TD, 0 INT.

RECEIVING

CARDS: D. Johnson 7-85, TD; Fitzgerald 6-50; Seals-Jones 5-51; Logan 2-14; Kirk 2-8.
Chiefs: T.Hill 7-117, 2 TD; Kelce 6-46; Robinson 3-30; Hunt 2-25; Conley 1-22; Ware 1-7; Sherman 1-2.

INTERCEPTIONS

CARDS: None
Chiefs: Nelson 1-35; Houston 1-4

A SEASON-BEST PERFORMANCE FOR DAVID

RB **David Johnson** totaled a season-high 183 yards from scrimmage (98 rushing, 85 receiving) and two TDs (1 rushing, 1 receiving) against the Chiefs at Arrowhead Stadium last week.

It marked his fourth career game with both a rushing TD and receiving TD. It was also his 13th career multi-TD performance. Despite missing the final 15 games in 2017, Johnson is tied with Rams RB Todd Gurley for the most multi-TD performances dating back to 2015.

NFL Leaders – Games with 2+ TDs (2015-18)

Rnk	Player (Team)	Games
1t	David Johnson (AZ)	13
1t	Todd Gurley (LAR)	13
3	Antonio Brown (Pit)	10
4t	Ezekiel Elliott (Dal)	9
4t	Alvin Kamara (NO)	9



Johnson now has 30 career rushing TDs and 10 career receiving TDs. Despite missing virtually all of last season, Johnson has become one of just seven players in NFL history with 30+ rushing TDs and 10+ receiving TDs in their first four seasons.

NFL History – 30+ Rushing TDs and 10+ Receiving TDs in 1st 4 Seasons

Player (Years)	Rush	Rec	Gms
David Johnson (2015-18)	30	10	42
Edgerrin James (1999-02)	31	10	52
Toddy Gurley (2015-18)	42	10	53
Roger Craig (1983-86)	31	13	64
Marcus Allen (1982-85)	44	13	57
Chuck Foreman (1973-76)	39	18	53
Abner Haynes (1960-63)	35	14	56

Johnson joins Roger Craig and Abner Haynes as the only three players to reach 30 rushing TDs/10 receiving TDs in their first 42 career games.

Johnson Thriving Under Leftwich

In two games under offensive coordinator Byron Leftwich, Johnson has totaled 283 total scrimmage yards (157 rushing, 126 receiving) and two TDs. He has posted 100+ yards from scrimmage in both games (100 yards vs. SF in Week 8; 183 yards at KC in Week 10). It marks the first time since his record-breaking 2016 campaign that Johnson has totaled 100+ scrimmage yards in back-to-back games.

CARDS SACK MAHOMES 5 TIMES

The Cardinals defense held the league's highest-scoring offense in check last week in Kansas City as the Chiefs posted season-lows in points (26), total yards (330) and passing yards (249) while also totaling season-highs in punts (5) and sacks allowed (5).

Arizona's five sacks of Chiefs QB Patrick Mahomes more than doubled his previous career-high for sacks in a game (2). Mahomes had been sacked just 12 times in Kansas City's first nine games this season. He had been sacked six times in 141 pass attempts in his previous four games.

The Cardinals defense has now recorded multiple sacks in all nine games this season, marking the first time in franchise history Arizona has recorded two sacks or more in each of its first nine games. The Cardinals nine games with multiple sacks are the most in the NFL this season.

NFL Leaders - Games with 2+ Sacks (2018)

Rnk	Team	Gms
1	Arizona	9
2t	Houston	8
2t	Kansas City	8
2t	Philadelphia	8
2t	Pittsburgh	8
2t	Buffalo	8
2t	Cleveland	8
2t	Green Bay	8



After posting a season-high five sacks last week vs. Kansas City, the Cardinals defense now has 29 total sacks on the season. That total ranks sixth in the NFL and fourth in the NFC in 2018. Arizona has posted at least four sacks in four of its last five games.

NFL Leaders - Sacks (2018)

Rnk	Team	Sacks	Gms
1t	Green Bay	31	9
1t	Kansas City	31	10
1t	Minnesota	31	9
1t	Pittsburgh	31	9
5	Chicago	30	9
6	Arizona	29	9
7t	Baltimore	28	9
7t	Denver	28	9
9t	LA Rams	26	10
9t	LA Chargers	26	9
9t	Philadelphia	26	9

The Cards defense features an NFL-high 10 players who have multiple sacks (1.5 or more) this season:

Chandler Jones (8.5)
Benson Mayowa (3.0)
Haason Reddick (2.0)
Josh Byrnes (2.0)
Budda Baker (2.0)
Zach Moore (2.0)
Corey Peters (2.0)
Robert Nkemdiche (2.0)
Markus Golden (1.5)
Rodney Gunter (1.5)

JONES CONTINUES CHASING DOWN QBS

Cardinals All-Pro DE **Chandler Jones** recorded three tackles, two sacks, two tackles for loss and two QB hits in last week's game at Kansas City. Jones enters Week 11 with 8.5 sacks this season, the third-best total in the NFC and seventh-best in the NFL in 2018.

NFL Leaders - Sacks (2018)

Rnk	Player (Team)	Sacks	Gms
1	Aaron Donald (LAR)	12.5	10
2	Danielle Hunter (Min)	11.5	9
3t	Dee Ford (KC)	9.0	10
3t	Von Miller (Den)	9.0	9
3t	Myles Garrett (Cle)	9.0	10
3t	J.J. Watt (Hou)	9.0	9
7	Chandler Jones (AZ)	8.5	9
8t	Bradley Chubb (Den)	8.0	9
8t	Frank Clark (Sea)	8.0	9
8t	Jason Pierre-Paul (TB)	8.0	9
8t	T.J. Watt (Pit)	8.0	9



Jones is just 1.5 sacks away from reaching double-digit sacks for the third consecutive season with the Cardinals. He would join Al Baker (3) and Simeon Rice (3) as the only players in team history with double-digit sacks in at least three seasons with the team and would become the first player in franchise history to record double-digit sacks in three consecutive seasons.

Franchise Record - Consecutive Seasons w/ 10+ Sacks

Rnk	Player (Years)	10+
1t	Chandler Jones (2016-17)	2
1t	Simeon Rice (1998-99)	2
1t	Freddie Joe Nunn (1987-88)	2
1t	Curtis Greer (1983-84)	2
1t	Al Baker (1982-84)	2

MORE THAN JUST THE ONE

Jones posted two sacks of QB Patrick Mahomes in last week's game in Kansas City. It marked the second time this season - and the ninth time in 41 games with the Cardinals - that Jones has had multiple sacks (1.5 or more) in a game.

Dating back to 2013 - his second season in the NFL - no player has more games with multiple sacks (1.5 or more) than Jones (18).

NFL Leaders - Multi-Sack Games (2013-18)

Rnk	Player (Team)	Gms
1t	Chandler Jones (AZ/NE)	18
1t	J.J. Watt (Hou)	18
3	Justin Houston (KC)	16
4	Cameron Wake (Mia)	14
5t	Von Miller (Den)	13
5t	Elvis Dumervil (Bal/SF)	13
5t	Calais Campbell (Jax/AZ)	13
5t	Cameron Jordan (NO)	13
5t	Everson Griffen (Min)	13
5t	Ryan Kerrigan (Was)	13
5t	Robert Quinn (LA/Mia)	13



GAME AFTER GAME, JONES GETS A SACK

Chandler Jones has 36.5 sacks in 41 career games with the Cardinals. After posting two sacks last week vs. against the Chiefs, Jones now has at least one sack in seven of nine games this season and in 29 of 41 games played for Arizona.

Since coming to Arizona in 2016, Jones has gone back-to-back games without a sack just four times. He has not done so since Games 13-14 of the '16 season. That span covers 28 total games.

Dating back to 2016, no player in the NFL has a sack in more games than Jones.

NFL Leaders - Games with 1.0+ Sack (2016-18)

Rnk	Player (Team)	Games
1	Chandler Jones (Arizona)	29
2	Danielle Hunter (Minnesota)	23
3	Khalil Mack (Chicago)	22
4t	Von Miller (Denver)	21
4t	Ryan Kerrigan (Washington)	21
4t	Mario Addison (Carolina)	21

Over the last two seasons (2017-18), Jones has at least one sack in 20 of 25 games. In 2017, Jones had at least one sack in 13 of 16 games. He became the first player in franchise history to have a sack in at least 13 games in a single season. Since individual sacks became an official statistic in 1982, only Demarcus Ware (14 in 2008) had a sack in more games in a season than Jones had in 2017.



A MARVELOUS RUN IN ARIZONA

By any measure, **Chandler Jones** has been one of the elite defenders in the NFL since he came to Arizona in a trade prior to the 2016 season. Since joining the Cardinals, Jones leads the NFL in both sacks (36.5) and tackles for loss (52).



NFL Leaders - Sacks (2016-18)

Rnk	Player (Team)	Sacks
1	Chandler Jones (AZ)	36.5
2	Von Miller (Den)	32.5
3	Aaron Donald (LAR)	31.5
4	Danielle Hunter (Min)	31.0
5	Ryan Kerrigan (Was)	29.5

NFL Leaders - Tackles for Loss (2016-18)

Rnk	Player (Team)	TFL
1	Chandler Jones (AZ)	52
2	Aaron Donald (LAR)	48
3	Jadeveon Clowney (Hou)	47
4	Cameron Jordan (NO)	43
5	Von Miller (Den)	39

RECORD SACK TOTAL THROUGH 40 GAMES

Jones had 34.5 sacks in his first 40 career games with Arizona. That is six more sacks than any other player in Cardinals history had in their first 40 games with the team.

Franchise Record - Sacks Through 1st 40 Games w/Cardinals

Rnk	Player (Years)	Sacks
1	Chandler Jones (2016-18)	34.5
2	Bertrand Berry (2004-07)	28.5
3	Al Baker (1983-85)	26.0
4	Simeon Rice (1996-98)	22.5
5	David Galloway (1982-85)	19.5

FASTEST IN CARDINALS HISTORY TO 30 SACKS

Jones reached 30.0 sacks as a member of the Cardinals in Week 3 vs. Chicago while playing in his 35th game with the team. In franchise history, no player reached 30.0 career sacks faster than Jones.

Franchise History - Fewest Games to 30 Sacks

Rnk	Player (Years)	Games
1	Chandler Jones (2016-18)	35
2	Freddie Joe Nunn (1985-88)	41
3	Bertrand Berry (2004-08)	44
4t	Simeon Rice (1996-99)	51
4t	Al Baker (1983-86)	51

JONES ADDS ANOTHER STREAK IN 2018

Jones had a sack in five straight games this season (Games 3-7), tying the second-longest streak in franchise history. There have now been eight separate streaks of at least five games with a sack in franchise history, and Jones is responsible for three of those.

Franchise Record - Consecutive Games with a Sack

Rnk	Player (Year)	Gms
1	DE Curtis Greer (Games 13-16, 1984-Games 1-3, 1985)	7
2t	DE Chandler Jones (Games 3-7, 2018)	5
2t	LB Chandler Jones (Games 5-9, 2017)	5
2t	LB Chandler Jones (Games 15-16, 2016-Games 1-3, 2017)	5
2t	LB Markus Golden (Games 1-5, 2016)	5
2t	DE Chike Okeafor (Games 12-16, 2006)	5
2t	DE Curtis Greer (Games 6-10, 1984)	5
2t	DE Al Baker (Games 12-16, 1984)	5

A SEASON TO REMEMBER IN 2017

Jones recorded an NFL-high and franchise record 17.0 sacks in 2017, becoming the first player in franchise history to lead the NFL in sacks in a season. Jones also led the NFL in tackles for loss (28) and QB hits (38) in 2017.

NFL Leaders - Sacks (2017)

Rnk	Player (Team)	Sacks
1	Chandler Jones (AZ)	17.0
2t	Calais Campbell (Jax)	14.5
2t	Demarcus Lawrence (Dal)	14.5
4t	Everson Griffen (Min)	13.0
4t	Cameron Jordan (NO)	13.0
4t	Ryan Kerrigan (Was)	13.0

NFL Leaders - Tackles for Loss (2017)

Rnk	Player (Team)	TFL
1	Chandler Jones (AZ)	28
2	Jadeveon Clowney (Hou)	21
3t	Melvin Ingram (LAC)	17
3t	Cameron Jordan (NO)	17
3t	Matt Judon (Bal)	17
3t	Von Miller (Den)	17



Since STATS, Inc. began tracking tackles for loss in 2008, Jones became just the third player to lead the NFL in both sacks and tackles for loss in a season. Demarcus Ware did so in both 2008 and 2010 while J.J. Watt accomplished the feat in both 2012 and 2015.

BACK OVER 100

After the Cardinals selected him in the third round (86th overall) in the 2015 NFL Draft, RB **David Johnson** went on a record-breaking run in his first two NFL seasons (2015-16). After posting a franchise rookie-record 13 TDs in 2015 (8 rushing, 4 receiving, 1 KOR), Johnson turned in an All-Pro season in 2016 when he led the NFL and established franchise single-season records for both scrimmage yards (2,118) and TDs (20).



Johnson's 2017 season came to an abrupt end, however, when he was suffered a wrist injury during the season-opener at Detroit and was forced to miss the remainder of the season.

Now in his fourth NFL season - healthy and with a new contract extension - Johnson is looking to regain his status as one of the league's top offensive weapons. He looked better than ever last week in Kansas City, posting season highs in scrimmage yards (183), rushing yards (98) and receiving yards (85). He also tied his season high with two TDs.

After posting fewer than 100 yards from scrimmage in five consecutive games dating back to the 2016 finale, Johnson now has 100+ scrimmage yards in three of his last six games.

A REMARKABLE CAREER SO FAR

Johnson has appeared in 42 career games and has totaled 4,628 all-purpose yards (2,335 rushing, 1,695 receiving, 598 KOR) and 41 TDs.

He has made 31 starts in the NFL, posting 100+ yards from scrimmage in 22 of those contests, most recently last week in Kansas City. In his 31 career starts, Johnson has totaled 2,196 rushing yards, 1,454 receiving yards and 33 TDs, averaging 117.4 scrimmage yards and 1.1 TDs per start.

Johnson's Performance in 31 Career Starts

Opponent	Rush	Rec	Total	TDs (Type)
12/6/15 @ StL	99	21	120	1 (1 receiving)
12/10/15 vs. Min	92	31	123	0
12/20/15 @ Phi	187	42	229	3 (3 rush)
12/27/15 vs. GB	39	88	127	1 (1 rush)
1/3/16 vs. Sea	25	34	59	0
9/11/16 vs. NE	89	43	132	1 (1 rush)
9/18/16 vs. TB	45	98	143	0
9/25/16 @ Buf	83	28	111	2 (2 rush)
10/2/16 vs. LA	83	41	124	0
10/6/16 @ SF	157	28	185	2 (2 rush)
10/17/16 vs. NYJ	111	27	138	3 (3 rush)
10/23/16 vs. Sea	113	58	171	0
10/30/16 @ Car	24	84	108	0
11/13/16 vs. SF	55	46	101	2 (1 rush, 1 receiving)
11/20/16 @ Min	103	57	160	2 (1 rush, 1 receiving)
11/27/16 @ Atl	58	103	161	1 (1 receiving)
12/4/16 vs. Was	84	91	175	2 (1 rush, 1 receiving)
12/11/16 @ Mia	80	41	121	0
12/18/16 vs. NO	53	55	108	2 (2 rush)
12/24/16 @ Sea	95	41	136	3 (3 rushing)
1/1/17 @ LA	6	38	44	0 (injured in 1st quarter)
9/10/17 @ Det	23	67	90	0 (injured in 3rd quarter)
9/9/18 vs. Was	37	30	67	1 (1 rush)
9/16/18 @ LAR	48	3	51	0
9/23/18 vs. Chi	31	30	61	1 (1 receiving)
9/30/18 vs. Sea	71	41	112	1 (1 rushing)
10/7/18 @ SF	55	16	71	2 (2 rushing)
10/14/18 @ Min	55	15	70	1 (1 rushing)
10/18/18 vs. Den	39	31	70	0
10/28/18 vs. SF	59	41	100	0
11/11/18 @ KC	98	85	183	2 (1 rush, 1 receiving)
Totals	2,196	1,454	3,650	33 (26 rushing, 7 receiving)

HISTORIC 2016 YARDAGE TOTAL

Johnson led the NFL and established a new franchise single-season record with 2,118 yards from scrimmage (1,239 rushing; 879 receiving) in 2016. He became the first player in team history to eclipse 2,000 yards in a season.

Franchise History - Scrimmage Yards (Season)

Rnk	Player (Year)	Yds	Rush	Rec
1	David Johnson (2016)	2,118	1,239	879
2	Ottis Anderson (1979)	1,913	1,605	308
3	Ottis Anderson (1984)	1,785	1,174	611
4	Ottis Anderson (1981)	1,763	1,376	387
5	Ottis Anderson (1983)	1,729	1,270	459

Johnson became just the seventh player since the 1970 merger to lead the NFL in both scrimmage yards and TDs in a season: Arian Foster (2010), Priest Holmes (2002), Emmitt Smith (1995), Marcus Allen (1982), Walter Payton (1977) and O.J. Simpson (1975).

Johnson posted 100+ scrimmage yards in the first 15 games in 2016. In doing so, he joined Barry Sanders (1997) as the only players in NFL history to have 100+ scrimmage yards in at least 15 consecutive games in a single season.

Johnson became the first player in NFL history to do so in each of the first 15 games of a season. His streak came to an end in the '16 finale, when he left the game in Los Angeles in the first quarter with a knee injury.

41 TOUCHDOWNS IN 42 GAMES

After scoring two TDs in Kansas City last week, **Johnson** now has 41 total TDs (30 rushing, 10 receiving, 1 KOR) in 42 career games. He has 35 TDs in his last 33 games.

Johnson's first TD in Kansas City last week was the 40th of his career. He reached 40 career TDs in 11 fewer games than any other player in franchise history. The previous record was 53 games by John David Crow (1958-62).



Only three players in Cardinals history had more TDs through their first FIVE seasons than Johnson has through his first FOUR. Johnson is only nine games into his fourth season and missed 15 games in 2017.

Franchise Record - TDs in 1st Five Seasons

Rnk	Player (Years)	TDs	Gms
1	Larry Fitzgerald (2004-08)	46	76
2	Sonny Randle (1959-63)	44	64
3	John David Crow (1958-62)	43	53
4	David Johnson (2015-18)*	41	42
5	Ollie Matson (1952-57)	40	60

*Johnson is in his 4th season and missed 15 games in 2017

AMONG THE TOUCHDOWN LEADERS SINCE 2015

Despite missing the final 15 games last season with a wrist injury, Johnson's 41 TDs are the third-most in the NFL dating back to his rookie season. The only two players ahead of him on the list have played in 12 more games.

NFL Leaders - Touchdowns (2015-18)

Rnk	Player (Team)	TDs	Games
1	RB Todd Gurley (LAR)	52	54
2	WR Antonio Brown (Pit)	42	54
3	RB David Johnson (AZ)*	41	42
4t	RB Devonta Freeman (Atl)	35	47
4t	WR DeAndre Hopkins (Hou)	35	56
4t	RB Melvin Gordon (LAC)	35	51

*Missed 15 games in 2017

A REMARKABLE TD TOTAL IN FIRST TWO SEASONS

In NFL history, only three players had more TDs in their first two seasons than Johnson (33).

NFL Record - Touchdowns in 1st Two Seasons

Rnk	Player (Years)	TDs
1	Edgerrin James (1999-00)	35
2t	Eric Dickerson (1983-84)*	34
2t	Gale Sayers (1965-66)*	34
4	David Johnson (2015-16)	33
5t	Earl Campbell (1978-79)*	32
5t	Curtis Martin (1995-96)*	32

*Hall of Fame Inductee

Johnson's 11 multi-TD performances between 2015-16 tied for the most in NFL history in a player's first two seasons.

NFL History - Games with Multiple TDs (1st 2 NFL Seasons)

Rnk	Player (Year)	Gms
1t	David Johnson (2015-16)	11
1t	Eric Dickerson (1983-84)*	11
1t	Edgerrin James (1999-00)	11
4	Curtis Martin (1995-96)*	10
5t	Bill Groman (1960-61)	9
5t	Rob Gronkowski (2010-11)	9
5t	Clinton Portis (2002-03)	9
5t	Billy Sims (1980-81)	9

DAVID GETS 30TH CAREER RUSHING TD

Johnson's third quarter TD run last week in Kansas city marked his 30th career rushing TD, and 22nd rushing TD in his last 26 games.

He reached 30 career rushing TDs in fewer games (42) than any player in franchise history, 19 fewer than the previous record holder, Ottis Anderson (61 games).

Despite having played just 42 games, Johnson ranks fifth on the Cardinals all-time list for career rushing TDs. He has appeared in 27 fewer games than any other player in the top-5.

Franchise Record - Career Rushing TDs

Rnk	Player (Years)	TDs	Games
1	Ottis Anderson (1979-86)	46	99
2	Wayne Morris (1976-83)	37	110
3	John David Crow (1958-64)	33	69
4	Stump Mitchell (1981-89)	32	116
5	David Johnson (2015-18)	30	42

Johnson now has six rushing TDs this season, including five in the last six games.



KIRK PILING UP STATS AS A ROOKIE

WR **Christian Kirk** - the Cardinals second round selection (47th overall) in the 2018 NFL Draft - has put up some impressive numbers in his first nine career games.

In Arizona's Week 8 victory over San Francisco, Kirk caught three passes for 42 yards - while also hauling in his second career TD reception when he caught a nine-yard game-winning TD from Josh Rosen with 34 seconds remaining in the fourth quarter.



Through nine games, Kirk has 33 receptions for 418 yards and two TDs. He has also rushed twice for 12 yards and returned 13 punts for 86 yards. Kirk's 33 receptions and 418 receiving yards both rank second among rookie WRs in the NFL this season.

NFL Leaders - Receptions and Receiving Yards by Rookie WRs (2018)

Rnk	Player (Team)	Rec	Rnk	Player (Team)	Yds
1	Calvin Ridley (Atl)	36	1	Calvin Ridley (Atl)	500
2	Christian Kirk (AZ)	33	2	Christian Kirk (AZ)	418
3	Antonio Callaway (Cle)	26	3	Marquez Valdes-Scantling (GB)	402
4	Anthony Miller (Chi)	24	4	Courtland Sutton (Den)	381
5	D.J. Moore (Car)	23	5	Anthony Miller (Chi)	332

With 33 receptions for 418 yards so far this season, Kirk is on pace for 59 receptions and 743 yards in 2018. That would put him among the most productive rookie receivers in franchise history.

Franchise Records - Receptions and Receiving Yards by Rookie

Rnk	Player (Year)	Rec	Rnk	Player (Year)	Yds
1	Anquan Boldin (2003)	101	1	Anquan Boldin (2003)	1,377
2	Larry Fitzgerald (2004)	58	2	Frank Sanders (1995)	883
3	Ricky Proehl (1990)	56	3	Ricky Proehl (1990)	802
4	Frank Sanders (1995)	52	4	Larry Fitzgerald (2004)	780
5	John Brown (2014)	48	5	John Brown (2014)	696

ROSEN UNDER CENTER AS A ROOKIE

Rookie QB **Josh Rosen** - selected 10th overall by the Cardinals in the 2018 draft - has started six of seven games played so far this season, completing 116-of-208 pass attempts for 1,280 yards, 6 TDs, 8 INTs and a 67.8 passer rating.

While getting valuable experience in his debut season, Rosen has provided his share of highlights so far in 2018.

A THRILLING COMEBACK IN WEEK 8

In leading the Cardinals to an 18-15 victory over the 49ers at State Farm Stadium in Week 8, Rosen completed 23-of-40 pass attempts for 252 yards, 2 TDs, an INT and a passer rating of 82.5.



Rosen's 23 completions and 40 pass attempts both represent the highest single-game totals in franchise history by a rookie in a win.

In rallying the Cardinals from a 12-point fourth quarter deficit, Rosen connected on 12-of-18 pass attempts (66.7%) for 150 yards, 2 TDs, 0 INTs and a 129.4 passer rating in the fourth quarter. He was 4-of-4 for 81 yards and a TD when targeting **Larry Fitzgerald** in the final quarter and was 6-of-7 for 109 yards and 2 TDs when targeting Fitzgerald and **Christian Kirk**.

Rosen became the first rookie QB to win a game in which his team trailed by at least 12 points in the fourth quarter since both Andrew Luck (12 points at Det on 12/2) and Russell Wilson (13 points vs. NE on 10/14) did so in 2012.

SUCCESS AT A YOUNG AGE

21 Years, 260 Days Old - Rallied the Cardinals from 12 points down in the fourth quarter vs. San Francisco in Week 8, becoming the youngest QB in the Super Bowl era to win a game after leading his team back from a double-digit deficit in the fourth quarter.

21 Years, 239 Days Old - Led the Cardinals to a 28-18 victory over the 49ers in Week 5, becoming the youngest Cardinals QB in the modern statistical era (since 1933) to earn a victory.

21 Years, 232 Days Old - Made his first career start against the Seahawks in Week 4, becoming the youngest QB to start for the Cardinals in the modern statistical era (since 1933).

AMONG FOUR 1ST ROUNDERS STARTING IN 2018

Rosen was one of four QBs selected in the top-10 in the first round of the 2018 NFL Draft, joining **Baker Mayfield** (1st overall to Browns), **Sam Darnold** (3rd overall to Jets) and **Josh Allen** (7th overall to Bills). It marked the first time since 1949 that there were four QBs selected in the top-10 in the NFL Draft.

All four of the rookie first-round QBs led their respective team to a win in Week 5. It marked the first time in the Super Bowl era that at least four rookie QBs started with each of their teams winning the game.

LEFTWICH TAKES THE REINS ON OFFENSE

On October 19 the Cardinals named **Byron Leftwich** - Arizona's QBs coach the last two seasons (2017-18) - as the team's new offensive coordinator. Leftwich originally joined the Cards coaching staff as an intern in 2016.

In his first game as OC, Arizona earned a come-from-behind victory in its 18-15 win over San Francisco in Week 8. Among the highlights for the Cardinals in their two games with Leftwich as offensive coordinator:



- The Cardinals have posted four 12-play scoring drives in the past two games after totaling two scoring drives of 12+ plays in the first seven games combined.

- Four of Arizona's five scoring drives in two games covered at least 70 yards. The Cardinals had four total scoring drives of 70+ yards in the first seven games combined.

A 38-year old Washington, D.C. native, Leftwich played 10 seasons in the NFL with four different teams (Jacksonville 2003-06; Atlanta 2007; Pittsburgh 2008, 2010-12; Tampa Bay 2009) and appeared in 60 games (50 starts), completing 930 passes on 1,605 attempts (57.9%) for 10,532 yards and 58 TDs. He was drafted by the Jaguars with the seventh overall selection in the first round of the 2003 NFL Draft.

He played collegiately at Marshall, where he was one of the most prolific passers in college football history. Leftwich was a three-year starter at Marshall and set Mid-American Conference records for passing yards (11,903) and total offense (12,090). He completed 939-of-1,442 pass attempts (65.1%) with 89 TDs and 28 INTs and was twice selected as the MAC Offensive Player of the Year (2001-02). Leftwich finished sixth in voting for the Heisman Trophy as a senior in 2002.

Leftwich Among League's Youngest Play-Callers

With his promotion, Leftwich became the fifth-youngest offensive coordinator/offensive play-caller in the NFL.

NFL's Youngest Off. Coordinators/Primary Player Callers

Rnk	Coach	Team	Age	Birthdate
1	Sean McVay*	L.A. Rams	32	January 24, 1986
2	Jim Bob Cooter	Detroit	34	July 3, 1984
3	Nick Sirianni	Indianapolis	37	June 15, 1981
4	Dowell Loggains	Miami	38	October 1, 1980
5	Byron Leftwich	Arizona	38	January 14, 1980

*Serves as OC in addition to duties as head coach

ROOKIE REPORT CARD

When the Cardinals made their comeback in the fourth quarter in Week 8 vs. San Francisco, they did so while playing with four rookies on offense (QB **Josh Rosen**, WR **Christian Kirk**, C **Mason Cole** and RB **Chase Edmonds**). Those four also happen to be Arizona's picks in rounds 1-4 of the 2018 Draft.

Turner Among NFL Leaders

One of the rookies having the biggest impact this season wasn't among the players drafted in 2018. LB **Zeke Turner** - signed by AZ as a rookie free agent - is tied for the NFL lead with nine solo special teams tackles in 2018, according to official league statistics. Turner was named Special Teams Player of the Month (September) by ProFootballFocus.com.



NFL Leaders - Solo Special Teams Tackles (2018)

Rnk	Player (Team)	STT
1t	LB Zeke Turner (AZ)	9
1t	CB Justin Bethel (Atl)	9
3	RB Austin Ekeler (LAC)	8
4t	5 players tied	7

*Source: NFL GSIS

Rookies Making an Impact in 2018

- **C Mason Cole** (3rd Round, 97th overall) - Has started all nine games and played every snap on offense this season. Cole has now made 113 consecutive starts dating back to his freshman year of high school.

- **QB Josh Rosen** (1st Round, 10th overall) - Has started six games this season and earned his second win in Week 8 vs. San Francisco.

- **WR Christian Kirk** (2nd Round, 47th overall) - Has appeared in all nine games (5 starts) and totaled 33 receptions for 418 yards and two TDs. Has also added two runs for 12 yards and returned 13 punts for 86 yards.

- **LB Zeke Turner** (Undrafted) - Tied for the NFL lead with nine solo special teams tackles in 2018, including a season-high four in Week 2 against the Rams.

- **LB Dennis Gardeck** (Undrafted) - Has appeared in all nine games with a team-high 201 snaps on special teams. Has six special teams tackles.

- **RB Chase Edmonds** (4th Round, 134th overall) - Has appeared in all nine games and ranks second on the team with 24 rush attempts. Has also caught 13 passes and has played extensively on special teams.

BY THE NUMBERS

1

Current NFL owners who served in the U.S. Military. Cardinals owner Bill Bidwill served in the U.S. Navy and then the Navy Reserve during and after the Korean War.

15,952

Career receiving yards for WR Larry Fitzgerald, the second-highest total in NFL history behind only Hall of Fame WR Jerry Rice (22,895). With 50 receiving yards last week in KC, Fitzgerald moved past Hall of Fame WR Terrell Owens (15,934) for second place on the NFL's all-time list.

1,274

Career receptions for Fitzgerald, who needs eight catches to pass Jerry Rice (1,281 with SF) for most receptions in NFL history with a single team.

99

Career regular season games at State Farm Stadium for Fitzgerald, who will appear in #100 on Sunday vs. Oakland. In NFL history, only Jerry Rice (646 at Candlestick Park) had more receptions in any stadium than Fitzgerald has at State Farm Stadium (585).

131

Sellouts at State Farm Stadium (including preseason and postseason). The Cardinals have sold out every game played at the stadium since it opened in 2006. A sellout of this week's game vs. Oakland would run the streak to 132 in a row.

167

Total accepted false start penalties by Cardinals opponents at State Farm Stadium dating back to 2006. That is the highest total among all NFL teams in home games during that span.

88.2

Cardinals tackling grade, according to ProFootballFocus.com. That is the second-best total in the NFL behind only Minnesota (89.2).

41

TDs for RB David Johnson in 42 career games. Johnson scored two TDs (1 rushing, 1 receiving) in the Cardinals matchup at Kansas City last week.

13

Games in which Johnson has posted multiple TDs in his career. That is tied with Rams RB Todd Gurley for the most in the NFL dating back to their rookie season in 2015.

283

Yards from scrimmage (157 rushing, 126 receiving) for Johnson in his last two games.

4

Scoring drives of 12 plays for the Cardinals in their last two games. That doubles the number of 12+ play drives Arizona had in its first seven games combined.

36.5

Sacks for DE Chandler Jones in 41 career games with the Cardinals. Since being acquired by Arizona in a trade with New England in 2016, Jones leads the NFL in both sacks (36.5) and tackles for loss (52) during that span.

18

Games in which Jones has multiple sacks (1.5 or more) dating back to 2013. That is tied with Houston's J.J. Watt for the most such games in the NFL during that span.

10

Cardinals players who have multiple sacks (1.5 or more) so far this season. That is the most in the NFL.

5

Sacks for the Cardinals defense against Chiefs QB Patrick Mahomes last week. Prior to last Sunday, Mahomes had never been sacked more than twice in a single game.

48.2

Punting average for Andy Lee so far in 2018. Should that number hold, he will break the franchise single season punting average - which he established in 2017 (47.3).

33

Receptions for WR Christian Kirk so far in 2018. Kirk's reception and receiving yardage (418) totals rank second among rookie WRs behind only Atlanta's Calvin Ridley (36 receptions for 500 yards).

23

Career INTs for CB Patrick Peterson. Only seven players in franchise history have more career INTs than Peterson.

15

Combined special teams tackles for undrafted rookies LB Zeke Turner (9) and LB Dennis Gardeck (6).

MILESTONES WITHIN REACH

• With a win, the Cardinals would improve their winning streak against the Raiders to three games and even up the all-time series at 5 games apiece.

WR Larry Fitzgerald

- With eight receptions, Fitzgerald would pass Jerry Rice (1,281) for the most receptions in NFL history with a single team.
- With a reception, Fitzgerald would have at least one catch in 221 consecutive games, the second-longest reception streak in NFL history: Jerry Rice (274).
- With a TD reception, Fitzgerald would have 113 career TD receptions. It would also give him a TD catch in three of his last four games.

RB David Johnson

- With a TD (of any kind), Johnson would have 42 TDs in 43 career games. With 42 TDs, Johnson would tie for 10th in team history in career TDs.
- With two TDs (of any kind), Johnson would have 10+ TDs in a season for the third time in his career. He would join WR Larry Fitzgerald (5) as the only players in franchise history with 10+ TDs in at least three different seasons.
- With two rushing TDs, Johnson would tie Stump Mitchell (32) for fourth on the franchise all-time list for career rushing TDs.

DE Chandler Jones

- With a sack, Jones would have at least one sack in 30 of 42 games played with the Cardinals. He would also have 37.5 sacks in 42 career games with Arizona.
- With 1.5 sacks, Jones would become the first player in franchise history to record 10+ sacks in three consecutive seasons.
- With 1.5 sacks, Jones would have as many sacks through 10 games in 2018 (10.0) as he did in 10 games in 2017 (10.0) when he set the franchise single-season record for sacks.

LB Josh Byrnes

- With a sack, Byrnes would have twice as many sacks in 2018 (3.0) than he did in his first seven NFL seasons combined (1.5 in 78 games).

CB Patrick Peterson

- With an INT, Peterson would tie Kwamie Lassiter for seventh on the franchise all-time list with 24 career INTs.

S Tre Boston

- With an INT, Boston would have four INTs on the season - and four INTs in his last six games played.

Cardinals Defense

- With two sacks, the Cardinals would have multiple sacks in each of the first 10 games of a season for the first time in franchise history. Arizona would become just the fifth team in 13 years to post multiple sacks in each of the first 10 games of a season: Steelers and Bears (2017), Bills (2014) and Ravens (2013).

NFL SCHEDULE - WEEK 11

Teams on Bye: Buffalo, Cleveland, Miami, New England, NY Jets, San Francisco

Thursday, November 15

Green Bay Packers at Seattle Seahawks - 6:20 PM (FOX/NFLN/Amazon)

Sunday, November 18

Cincinnati Bengals at Baltimore Ravens - 11:00 AM (CBS)
Dallas Cowboys at Atlanta Falcons - 11:00 AM (FOX)
Tampa Bay Buccaneers at New York Giants - 11:00 AM (FOX)
Pittsburgh Steelers at Jacksonville Jaguars - 11:00 AM (CBS)
Houston Texans at Washington Redskins - 11:00 AM (CBS)
Tennessee Titans at Indianapolis Colts - 11:00 AM (CBS)
Carolina Panthers at Detroit Lions - 11:00 AM (FOX)
Oakland Raiders at Arizona Cardinals - 2:05 PM (CBS)
Denver Broncos at Los Angeles Chargers - 2:05 PM (CBS)
Philadelphia Eagles at New Orleans Saints - 2:25 PM (FOX)
Minnesota Vikings at Chicago Bears - 6:20 PM (NBC)

Monday, November 19

Kansas City Chiefs at Los Angeles Rams - 6:15 PM (ESPN)

MEDIA SCHEDULE - WEEK 11

The Cardinals practice and media schedule for this week is listed below. Practice is open each day for approximately the first 20 minutes and the locker room will be open for 45 minutes.

All requests for assistant coach availability need to be made in advance through the Cardinals Media Relations staff.

Wed, 11/14 11:10 AM - Practice
Raiders Conference Call
12:45 PM - Head Coach **Jon Gruden**
HC **Steve Wilks** and QB **Josh Rosen** available at approximately 1:00 PM and players available in locker room

Thurs, 11/15 11:10 AM - Practice
Coordinators **Byron Leftwich** (Offense) and **Al Holcomb** (Defense) following practice at approximately 1:00 PM and players available in locker room

Fri, 11/16 10:25 AM - Practice
Head coach **Steve Wilks** available at approximately 11:50 AM and players available in locker room

Sun, 11/18 Raiders vs. Cardinals, 2:05 PM - State Farm Stadium

CARDINALS VISIT LUKE AIR FORCE BASE



On Tuesday (11/6), OL **Mason Cole**, OL **Korey Cunningham**, WR **Christian Kirk**, OL **Justin Pugh**, CB **Brandon Williams** and WR **Chad Williams** joined team mascot Big Red, Cardinals Cheerleaders and USAA representatives to visit Luke Air Force Base and show their gratitude and appreciation to those serving in the armed forces, while learning about their roles and responsibilities at the base.

The group received an up-close look at F-35s and F-16s from the 61st Fight Squadron inside a hanger and had the opportunity to experience a F-35 simulator while visiting various personnel stationed on the base.

Following the tour, the players and cheerleaders signed autographs and posed for photos during a meet-and-greet session.

PETERSON UNVEILS "PATRICK'S CORNER"



On October 2, CB **Patrick Peterson** unveiled his 13th "Patrick's Corner" at Crockett Elementary in Phoenix.

Through a partnership with Scholastic Books, the new Corner is furnished with bookshelves, beanbag chairs, a reading module, a stereo listening center, an audio library and 1,200 age-appropriate books.

In addition, all 491 students were provided with a reading certificate with which they can purchase a book during the Pick-Out-A-Book book fair. The new reading room serves as a fun, comfortable space where students and their families can read, learn and explore together.

LARRY LENDS A HAND



Joe Casella and his wife, **Tina**, opened Casella's Italian Delicatessen in Scottsdale in 1977 and in the 40-plus years since they have fed and made friends with many in the community.

One of those friends is WR **Larry Fitzgerald**, who reached out last month to help the family in a time of need.

Joe Casella was diagnosed with a terminal form of cancer and on September 18, Fitzgerald paid for all orders at the Casella's restaurant from noon to 5:00 PM, while asking that patrons make any donations they could to help support Joe and his family. Fitzgerald and teammates **D.J. Foster** and **Christian Kirk** stopped by during the day to thank patrons for their donations.

Foster and Kirk both played football at Saguaro High School, which is less than a mile from the deli. Casella has been a longtime supporter of the school's teams. *Donations to help the Casella family can also be mailed to the restaurant at 5905 N Granite Reef Rd., Scottsdale, Arizona, 85250.*

A NIGHT OUT WITH THE ARIZONA CARDINALS



On October 23, Cardinals S **Antoine Bethea**, LS **Aaron Brewer**, OL **Mike Iupati**, DT **Corey Peters** and OL **A.Q. Shipley** showed off their culinary skills during "A Night Out with the Arizona Cardinals" at Sakana Sushi & Grill in Phoenix, an annual event that honors cancer survivors.

Bethea and his teammates were the featured attraction, but hardly the stars of the evening. That distinction was reserved for the invited guests, survivors of breast cancer and other forms of cancer.

"It's affected my family. My mom, she's a breast cancer survivor. My mother-in-law, she lost her battle with breast cancer and I have an older cousin who is going through it now," Bethea said.

DAVID'S OTHER MISSION



RB **David Johnson** received a once-in-a-lifetime opportunity in October when he flew a simulated mission in an F-16 with the 56th Fighter Wing at Luke Air Force Base.

Following hours of training in the morning that helped the All-Pro get prepared for the experience of withstanding 9 Gs of force, Johnson tagged along on an hour-long flight as the pilot engaged in a mock "dog fight."

"The biggest things on my mind were not throwing up and not passing out when they really turned up the G forces," Johnson said of the experience. "It was way more intense than I expected. They tried tell me it was like a roller coaster, but it was a roller coaster times 100. I almost passed out at one point but the pilot didn't know. I played it off so that he wouldn't find out. But it really gave me a renewed respect for what these pilots do every day. I definitely gained a profound respect for those guys and what they do."

CARDS HOST PRO VS. G.I. JOE PROGRAM

For the eighth consecutive year, several Cardinals players joined Cardinals Cheerleaders and team mascot Big Red in the Pro vs. GI Joe program at the Dignity Health Arizona Cardinals Training Center on Tuesday (11/13).

In conjunction with the Joint Forces Initiative, the Pro vs. G.I Joe program had players and military personnel, home and abroad, playing video games and communicating through a webcam on Xbox Live.



The Joint Forces Initiative is a private, non-profit organization that provides America's heroes the opportunity to play real-time video games, online and in-person, with professional athletes and celebrities.

CARDS AND COX LAUNCH STEM PROGRAM

The Cardinals and Cox Communications partnered with the education technology company, EVERFI, to introduce the *Connect2STEM* program to classrooms in Arizona to inspire the next generation of engineers. The program, called Endeavor, will introduce students to careers in technical fields and uses gamified lessons to encourage and prepare students for a career in STEM.



Cardinals QB **Josh Rosen** joined team mascot Big Red and Cardinals Cheerleaders to celebrate the launch of *Connect2STEM* at South Mountain High School on October 23.

THE JOHNSONS GIVING BACK

In September, Cardinals RB **David Johnson** and his wife, **Meghan**, presented a gift to bring cheer to young patients at Cardon Children's Medical Center in Mesa on behalf of their nonprofit Johnson Family's Mission 31 Foundation.

The organization donated "David's Locker," a mobile cart containing Playstations, iPads, and video games to serve as a welcome diversion for patients during treatment and recovery. The Johnson Family's Mission 31 Foundation provides opportunities, encouragement and resources to seriously ill children and their families by offering daily support and life changing experiences.



Through their family foundation, created in 2017, the Johnsons are inspired to make a positive impact on children's lives. Before professional football, David planned on a career in teaching and coaching. Meghan's dream was to work as a nurse at a children's oncology unit. They both are involved in volunteering at children's hospitals in the Valley and enjoy combining their passions into one cause through their foundation work.

ELEVATING A FRANCHISE

The 2018 season is the 12th since **Michael Bidwill** took over as team President in 2007. His leadership during that time has gone a long way in transforming the franchise – both on and off the field.

Highlights of Bidwill's tenure as team President

- Since taking over as team president in 2007, the Cardinals have gone .500 or better in eight of 11 seasons (just twice in previous 20 years) and posted four double-digit win seasons (none in previous 20).

- Arizona's 50 wins between 2013-17 were the most in any five-year span in franchise history.

- The last two head coaches he hired for the Cards went on to finish #1 and #2 in franchise history in wins: Bruce Arians (50) and Ken Whisenhunt (49).

- Of the Cardinals seven all-time postseason wins, five have come during Bidwill's 11 years as team president. Arizona has played in nine postseason contests since Bidwill took over in 2007. The Cardinals played just seven total playoff games in their entire history prior to his tenure.

- Arizona has appeared in the NFC Championship Game twice during Bidwill's time as president (2008, '15), including a victory in 2008 that led to the franchise's first-ever Super Bowl appearance (Super Bowl XLIII).

- Leading the list of his Cardinals accomplishments is the creation of State Farm Stadium. Since its opening in 2006, the team has sold out all 131 games (preseason and postseason included) played at the venue.

- In addition to his role in helping Arizona land Super Bowls XLII and XLIX, he led the effort to land Super Bowl LVII (2023) this past spring. Michael was also instrumental in getting the 2015 Pro Bowl for Arizona; played a week before Super Bowl XLIX those two events combined to deliver a record economic impact of \$720 million to the region.

- By the time it hosts Super Bowl LVII, State Farm Stadium will have undergone \$100 million in improvements including parking infrastructure, state-of-the-art wifi, video boards, sound system upgrades and club-area enhancements since it staged Super Bowl XLIX.

- Bidwill also oversaw the team's appearance in the groundbreaking Amazon Original series All or Nothing: A Season with the Arizona Cardinals. Produced by NFL Films, the eight-episode series was awarded the Sports Emmy for Outstanding Serialized Sports Documentary in May of 2017.

- In January of 2016, the National Football Foundation (NFF) and College Hall of Fame inducted Bidwill and Arizona Governor Doug Ducey into the NFF Leadership Hall of Fame.

- This past January (2018), was one of five owners named to the NFL's Player-Owner Committee focused on social and racial justice initiatives. In December of 2014, Commissioner Roger Goodell tapped Bidwill to chair the league's Conduct Committee which reviews the league's Personal Conduct Policy.

Cardinals Under Michael Bidwill (2007-Present)

Statistic	Totals
Regular Season Record	96-88-1
Postseason Record	5-4
Overall Record	101-92-1
Regular Season Win Pct.	.522
Avg. Wins Per Season (2007-17)	8.5
Regular Season Home Record	59-33-1
Postseason Home Record	4-0
Overall Home Record (RS+post)	63-33-1
Regular Season Home Win Pct.	.640
Seasons with .500 Record or Better	8
Seasons with 9+ Wins	5
Seasons with 10+ Wins	4
Best Regular Season Record	13-3
Postseason Berths	4
Division Titles	3
Conference Championship Games	2
Super Bowl Appearances	1
Primetime Games	26



GRAND MARSHALL MICHAEL BIDWILL

In September it was announced that Cardinals president **Michael Bidwill** was chosen as the grand marshal of this year's Desert Financial Fiesta Bowl parade.

The parade will be held on Saturday, December 29 at 10 a.m. in Central Phoenix. The Playstation Fiesta Bowl, one of college football's best bowl games, will take place on New Year's Day.

Bidwill will join a notable list of grand marshals, which includes Diamondbacks Hall of Fame pitcher **Randy Johnson**, former Cardinals QB and Hall of Famer **Kurt Warner** and Suns/Diamondbacks owner **Jerry Colangelo**. Last year, Coyotes forward **Shane Doan** served in the prestigious role.



A SUCCESSFUL RUN AS GM

Steve Keim was promoted to GM on January 8, 2013 after 14 seasons in the Cardinals organization. In guiding the team to an unprecedented run of success in his first five years as GM, Keim earned contract extensions in February of 2015 and February of 2018 that will keep him with the franchise through 2022.

Since his promotion in 2013, the Cardinals have posted a 51-37-1 regular season record, and Keim has developed into one of the league's most highly respected GMs.

Named the 2014 Sporting News NFL Executive of the Year in a vote of NFL coaches and team executives, Keim also earned back-to-back NFL Executive of the Year honors from Pro Football Talk (2013-14).

The teams put together by Keim during his time as GM have been some of the most successful in franchise history. In 2014 the team tied the franchise record for wins in a season (11) before setting a new mark in 2015 when the Cardinals won 13 games and earned its first-ever postseason bye.

KEIM'S WINNING CULTURE

Since being named Arizona's GM on January 8, 2013, only four of his NFL counterparts have won more regular season games than Keim (51).

Regular Season Wins by NFL GMs – Since 2013

Rnk	General Manager	Team	Record (Win Pct)
1	Bill Belichick*	New England Patriots	70-20-0 (.778)
2	Kevin Colbert	Pittsburgh Steelers	59-29-1 (.669)
3	John Schneider	Seattle Seahawks	58-30-1 (.657)
4	John Elway	Denver Broncos	54-35-0 (.607)
5t	Steve Keim	Arizona Cardinals	51-37-1 (.579)
5t	Mike Brown	Cincinnati Bengals	51-36-2 (.584)
5t	Howie Roseman	Philadelphia Eagles	51-38-0 (.573)
5t	Mickey Loomis	New Orleans Saints	51-38-0 (.573)

*Includes the tenures of Scott Pioli (2000-08) and Nick Caserio (2009-present) in the Patriots player personnel department.

PUTTING TOGETHER AN ACCOMPLISHED ROSTER

- The rosters Keim put together produced one of the NFL's top-10 defenses four times and one of the top-10 offenses twice. Arizona had a top-10 defense in three consecutive seasons (2015-17) for the first time since the 1970 merger.

- During Keim's tenure, Arizona has established franchise records for wins in a season (13 in 2015), points in a season (489 in 2015), led the NFL in total offense for the first time in team history (#1 in 2015) and led the NFL in sacks for the second time ever (48.0 in 2016).

CARDS HAVE A HIT WITH "FLIGHT PLAN"

In February, the Arizona Cardinals launched "Cardinals Flight Plan", a first-of-its-kind documentary series available on Facebook Watch that takes fans behind the scenes for an inside look at the team's offseason.



The 10-episode series, which began February 14 and produced a new episode every other week until the finale on June 20, has reached nearly 14 million viewers to date.

ABOUT FLIGHT PLAN: From the final moments of the 2017 season and leading up to training camp in 2018, Flight Plan allows fans to follow the team's search for a new head coach and QB, free agency evaluations, success in the 2018 NFL Draft and on-field preparations during OTAs and minicamp.

HOW TO WATCH: Regardless of whether they have a Facebook account, viewers within the U.S. can watch every episode of the series by going to [facebook.com/cardinalsflightplan](https://www.facebook.com/cardinalsflightplan). Viewers outside the U.S. are able to access the show via the Cardinals' main Facebook page.

Episode 10: Ready for Takeoff - New coach. New QBs. No shortage of headlines.

Episode 9: Full Deck - Josh Rosen and the rookies the veterans during organized team activities. While offseason workouts continue, Arizona is awarded Super Bowl LVII during the NFL owners meetings.

Episode 8: Cardinal DNA - As the team takes shape, it's built with the "Cardinal DNA" at its core.

Episode 7: Own the Room - The drama of the 2018 NFL Draft unfolds from Dallas and inside the war room at team's headquarters in Tempe.

Episode 6: D-Day - Steve Wilks is wired for sound during his first minicamp as Head Coach, and the team prepares for the Draft.

Episode 5: Groundwork - The first offseason program under head coach Steve Wilks is underway. David Johnson and Markus Golden are hard at work to come back from season-ending injuries.

Episode 4: Veteran Moves - NFL free agency is underway, and the Arizona Cardinals make the offensive line a top priority.

Episode 3: Combining Together - Steve Wilks, his staff and the front office use the week at the NFL Combine to get on the same page about the Draft class.

Episode 2: Mobilizing - Scouts evaluate talent at the Senior Bowl and Head Coach Steve Wilks settles into a routine at Cardinals headquarters.

Episode 1: Reshuffling the Deck - The search for Arizona's new head coach is underway, and the Cardinals provide fans an in-depth look into the process.

WILKS IN YEAR 1 WITH ARIZONA

In January, the Cardinals hired 23-year coaching veteran **Steve Wilks** as the team's new head coach. Wilks came to Arizona having spent the past six seasons (2012-17) with the Carolina Panthers, including last year as the team's defensive coordinator.

Wilks is one of seven new NFL head coaches in 2018, and one of six who spent last season as a coordinator. Wilks is also one of five first-time NFL head coaches in 2018.

New NFL Head Coaches in 2018

Coach	Team	Age	Previous Team
Steve Wilks*	Arizona	49	Carolina (Def. Coordinator)
Jon Gruden	Oakland	54	Tampa Bay (HC from 2002-08)
Matt Nagy*	Chicago	40	Kansas City (Off. Coordinator)
Matt Patricia*	Detroit	43	New England (Def. Coordinator)
Frank Reich*	Indianapolis	56	Philadelphia (Off. Coordinator)
Pat Shurmur	NY Giants	53	Minnesota (Off. Coordinator)
Mike Vrabel*	Tennessee	42	Houston (Def. Coordinator)

*First-time NFL head coach

Steve Wilks Quick Facts

- Nine stops and 19 years after getting his first head coaching job at Savannah State in 1999, Wilks became a head coach again when he was hired by the Cardinals in 2018.
- In a span of eight years between 1999 and 2006, Wilks had eight jobs with eight different teams.
- Wilks began his coaching career in 1995 as a defensive coordinator (Johnson C. Smith, 1995) and his last job before being hired in Arizona was as a defensive coordinator (Carolina Panthers, 2017).
- The Charlotte, NC native spent the last 12 years as an assistant in the NFL. Wilks also coached in the NFL with the Chicago Bears (2006-08) and San Diego Chargers (2009-11) prior to working in Carolina (2012-17).
- Coached for 11 years at the collegiate level, including one season (1999) as the head coach at Savannah State. He also worked as an assistant at Johnson C. Smith (1995-96), Savannah State (1997-98), Illinois State (2000), Appalachian State (2001), East Tennessee State (2002), Bowling Green (2003), Notre Dame (2004), and Washington (2005).
- Attended West Charlotte (NC) High School and went on to play defensive back at Appalachian State (1987-91), finishing his career with 103 tackles, four INTs and four blocked kicks. He attended training camp with the Seattle Seahawks in 1992 and played DB and WR for the Charlotte Rage of the Arena Football League in 1993.
- Wilks and his wife, Marcia, have two daughters, Marissa and Melanni, and a son, Steven James.



JEFF RODGERS - SPECIAL TEAMS COORDINATOR


After spending the last three seasons in Chicago, **Jeff Rodgers** was named the Cardinals special teams coach in January. Last season Rodgers mentored a Bears special teams unit that tied the Rams for the NFL lead with three special teams touchdowns (2 punt return, 1 fake field goal).



- Hired as special teams coordinator after working in the same capacity the last three seasons (2015-17) with the Chicago Bears.
- Has 17 years of coaching experience, including 14 seasons coaching special teams in the NFL with Chicago (2015-17), Denver (2011-14), Carolina (2009-10), and San Francisco (2003-07).
- The Broncos returned six kicks for touchdowns during Rodgers tenure in Denver (2011-14), tied for the second most in the NFL in that span. In 2012, Trindon Holliday became the first player in NFL history to record multiple return TDs in a playoff game when he scored on a 90-yard punt return and a 104-yard kickoff return.
- Under Rodgers tutelage, Broncos K Matt Prater was named to the Pro Bowl in 2013 after setting franchise records in field goal percentage (96.2%; 25-of-26) and points scored (150). Prater's 64-yard field goal in 2013 is the longest in NFL history. In 2014, K Connor Barth's 93.8 field-goal percentage (15-of-16) was the second-highest in team history.

AL HOLCOMB - DEFENSIVE COORDINATOR

Now in his first season in Arizona and first as a defensive coordinator in the NFL, **Al Holcomb** spent the past five years coaching alongside Steve Wilks in Carolina. The 47-year old Holcomb joined the Cardinals staff with 23 years of coaching experience.



- Hired as Cardinals defensive coordinator on 1/26/18 after spending the previous five seasons as the linebackers coach with the Panthers.
- The Panthers finished in the top-10 in total defense in four of Holcomb's five seasons with the team, including finishing second in the NFL in 2013 (301.3 ypg).
- Under his guidance, Panthers LBs Luke Kuechly and Thomas Davis developed into one of the best linebacker duos in the NFL. Kuechly earned NFL Defensive Player of the Year honors in 2013 and was selected to five consecutive Pro Bowls (2013-17) while also being named first-team All-Pro four times (2013-15, '17). Davis made three consecutive Pro Bowls (2015-17) and was named first-team All-Pro in 2015.
- In 2017, Carolina finished seventh in the NFL in total defense (317.1 ypg), third in sacks (50), and third in run defense (88.1 ypg).
- Joined the Panthers in 2013 after four seasons (2009-12) with the New York Giants where he worked as a defensive assistant (2009-10) and defensive quality control coach (2011-12). The Giants ranked in the top-seven in the league in total defense in two of Holcomb's four years, and he capped his first season in New York with a victory over New England in Super Bowl XLV.

WILKS' SUCCESS IN CAROLINA

During his six seasons with the Carolina Panthers, **Steve Wilks** helped shape one of the NFL's top defenses. Below is a look at a few highlights from his tenure with the Panthers.

Wilks in Carolina (2012-17)

- Promoted to defensive coordinator with Carolina in 2017 after Sean McDermott was named the head coach in Buffalo. Wilks had previously served as the Panthers secondary coach for five seasons (2012-16) and added the title of assistant head coach in 2015.
- The Panthers finished in the top-10 in total defense in five of Wilks' six seasons with the team. With Wilks as defensive coordinator, the Panthers went from 21st overall in 2016 to 7th in 2017.
- In his first year as defensive coordinator in 2017, the Panthers finished 7th in the NFL in total defense (317.1 ypg), 3rd in sacks (50), and 3rd in run defense (88.1 ypg).
- The Panthers were the only team in the NFL to not allow an individual 100-yard rusher in any game in 2017.
- In 2016, Wilks' secondary helped the Panthers tie for the NFC lead with 17 INTs.
- While serving as DBs coach in 2015, Wilks was given the additional title of assistant head coach. That same season the Panthers won the NFC Championship, played in Super Bowl 50 and led the NFL in INTs (24), total takeaways (39) and turnover differential (+20).



COACHING STAFF EXPERIENCE

The 21 coaches on the Cardinals staff entered the 2018 season with a combined 347 years of coaching experience at the college and pro levels:

Combined Coaching Experience			
Coach	NFL	College	Pro (non-NFL)
Steve Wilks	12	11	-
Al Holcomb	9	14	-
Byron Leftwich	1	-	-
Jeff Rodgers	14	3	-
Chris Achuff	-	19	-
Terry Allen	1	2	-
Ray Brown	11	-	-
Alonso Escalante	4	2	-
Larry Foote	3	-	-
Kevin Garver	5	6	-
Charlie Harbison	-	26	2
Steve Heiden	5	1	-
Don Johnson	11	20	-
Randall McCray	-	26	-
David Merritt, Sr.	17	4	-
Jason Michael	12	3	-
Buddy Morris	7	19	-
Troy Rothenbuhler	-	25	-
Vernon Stephens	7	7	-
Cameron Turner	5	3	-
Kirby Wilson	20	10	-
Totals	144	201	2

- In addition to their experience on the sidelines, the Cardinals staff features six coaches who played a combined 67 years in the NFL: **Ray Brown** (20), **Larry Foote** (13), **Steve Heiden** (11), **Terry Allen** (10), **Byron Leftwich** (10) and **Dave Merritt, Sr.** (3). Brown (1986-88), Foote (2014) and Merritt (1993-95) played for the Cardinals during their NFL career.

SEASON #15 FOR FITZ

Selected by the Cardinals #3 overall in the 2004 NFL Draft, WR **Larry Fitzgerald** is in his 15th season with Arizona in 2018. Only three active NFL players have spent more time with one team than Fitzgerald.

Seasons with One NFL Team (Active)

Rnk	Player (Team)	Season
1	QB Tom Brady (New England)	19 th
2t	TE Antonio Gates (L.A. Chargers)	16 th
2t	LB Terrell Suggs (Baltimore)	16 th
4t	WR Larry Fitzgerald (Arizona)	15 th
4t	QB Eli Manning (NY Giants)	15 th
4t	QB Philip Rivers (L.A. Chargers)	15 th
4t	QB Ben Roethlisberger (Pittsburgh)	15 th
4t	LS Don Muhlbach (Detroit)	15 th



In franchise history, only QB Jim Hart (18) and K Jim Bakken (17) played more seasons with the Cardinals than Fitzgerald (15).

Franchise Record - Most Seasons Played

Rnk	Player (Years)	Seasons
1	QB Jim Hart (1966-83)	18
2	K Jim Bakken (1962-78)	17
3t	WR Larry Fitzgerald (2004-)	15
3t	TE Jackie Smith (1963-77)	15
5t	CB Roger Wehrli (1969-82)	14
5t	LB Larry Stallings (1963-76)	14
5t	T Ernie McMillan (1961-74)	14

Fitzgerald is one of just two players in franchise history to appear in at least 200 games with the Cardinals - and the only non-kicker to do so. In the Cardinals game at Kansas City last week, Fitzgerald appeared in his 227th career game. If he plays in all 16 games in '18, Fitzgerald will tie K Jim Bakken's franchise record for career games played (234).

Franchise Record - Career Games Played

Rnk	Player (Years)	Games
1	K Jim Bakken (1962-78)	234
2	WR Larry Fitzgerald (2004-)	227
3	QB Jim Hart (1966-83)	199
4	TE Jackie Smith (1963-77)	198
5	CB Roger Wehrli (1969-82)	193

STILL GIVING THE 49ERS FITZ

WR **Larry Fitzgerald** caught eight passes for 102 yards and a TD in the Cardinals Week 8 win over the 49ers. He also scored the final two points of the game with his key reception on the two-point conversion attempt following Christian Kirk's TD.

Fitzgerald's 13-yard TD catch from Josh Rosen in the fourth quarter was his 18th career TD reception against San Francisco. *Fitzgerald has more TD receptions vs. both the 49ers (18) and Rams (18) than any other active player has against any single opponent.*

Active NFL Leaders - TD Rec. vs. Single Opponent

Rnk	Player (Team)	TDs	Opponent
1t	Larry Fitzgerald (AZ)	18	San Francisco
1t	Larry Fitzgerald (AZ)	18	LA Rams
3	Antonio Gates (LAC)	17	Kansas City
4	Antonio Gates (LAC)	13	Oakland
5	Rob Gronkowski (NE)	12	Buffalo



Only two players in NFL history have more career receiving TDs vs. a single opponent than Fitzgerald has against both the 49ers (18) and Rams (18).

NFL History - TD Receptions vs. Single Opponent

Rnk	Player	TDs	Opponent	Gms
1	Jerry Rice	25	Falcons	30
2	Jerry Rice	20	Rams	32
3	Bob Hayes	19	Giants	16
4t	Larry Fitzgerald	18	49ers	30
4t	Larry Fitzgerald	18	Rams	29
4t	Don Hutson	18	Rams	18

The win over San Francisco in Week 8 was Fitzgerald's 11th career 100-yard performance against the 49ers and third in the last four seasons. *No player in NFL history has more 100-yard receiving performances against a single opponent than Fitzgerald has against San Francisco.*

NFL History - 100-Yard Receiving Games vs. Single Opponent

Rnk	Player	Gms	Opponent
1t	Larry Fitzgerald	11	49ers
1t	Jerry Rice	11	Falcons
3t	Don Maynard	9	Patriots
3t	Reggie Wayne	9	Jaguars
3t	Rod Smith	9	Chiefs

In two games against San Francisco this season, Fitzgerald had 10 receptions for 137 yards and a TD.

FITZ GOES FOR 100 AGAIN

Fitzgerald had 102 receiving yards in the Week 8 victory over San Francisco. It was his 47th career 100-yard outing, the most among active players.

NFL Leaders - Games with 100+ Receiving Yards (Active)

Rnk	Player (Team)	100+
1	Larry Fitzgerald (AZ)	47
2	Brandon Marshall (NO)	46
3	Julio Jones (Atl)	45
4	Antonio Brown (Pit)	39
5	DeSean Jackson (TB)	36

Fitzgerald's Career 100-Yard Games (47)

Yds	Opponent	Rec
172	at Minnesota, 11/26/06	11
171	vs. St. Louis, 12/30/07	11
160	vs. Philadelphia, 10/26/14	7
156	vs. San Francisco, 11/25/07	9
155	at NY Giants, 9/11/05	13
153	vs. Miami, 9/14/08	6
151	at Seattle, 11/16/08	10
149	vs. Dallas, 9/25/17	13
149	vs. Seattle, 1/1/12	9
149	vs. San Francisco, 12/11/11	7
146	at Philadelphia, 11/13/11	7
143	vs. Minnesota, 12/6/09	8
141	at Detroit, 11/13/05	9
138	vs. Tampa Bay, 10/15/17	10
136	at St. Louis, 10/7/07	9
136	vs. Carolina, 10/9/05	9
134	vs. San Francisco, 9/27/15	9
133	at Washington, 9/18/11	7
133	vs. San Francisco, 9/10/06	9
132	vs. San Francisco, 11/13/16	12
130	@ Seattle, 11/15/15	10
130	vs. Seattle, 12/28/08	5
129	at San Francisco, 12/4/05	8
125	at San Francisco, 1/2/11	11
125	at Carolina, 12/19/10	9
123	at Chicago, 11/8/09	9
122	at NY Jets, 9/28/08	8
120	vs. Pittsburgh, 9/30/07	10
119	vs. NY Giants, 12/24/17	9
117	@ San Francisco, 10/13/13	6
115	at Carolina, 10/26/08	7
114	vs. Philadelphia, 9/23/12	9
113	vs. Seattle, 11/9/17	10
113	vs. San Francisco, 12/29/13	6
112	@ Chicago, 9/20/15	8
112	vs. St. Louis, 11/9/14	9
111	vs. Chicago, 12/23/12	8
109	at Washington, 9/21/08	7
107	at Minnesota, 11/7/10	7
105	at Cincinnati, 12/24/11	6
104	at St. Louis, 11/20/05	9
102	vs. San Francisco, 10/28/18	8
102	vs. NY Giants, 10/2/11	8
102	vs. Seattle, 11/6/05	8
102	vs. San Francisco, 10/2/05	7
101	at New England, 12/21/08	3
100	at Seattle, 10/18/09	13



220 STRAIGHT WITH A CATCH

After catching six passes against the Chiefs last week, **Fitzgerald** has at least one catch in 220 consecutive games. That represents the second-longest streak in league history.

NFL Record - Consecutive Games with a Reception

Rnk	Player (Years)	Games	Duration
1	Jerry Rice (1985-2004)	274	18 years, 8 months, 15 days
2	Larry Fitzgerald (2004-)	220	14 years, 5 days
3	Tony Gonzalez (2000-2013)	211	13 years, 26 days
4	Marvin Harrison (1996-2008)	190	12 years, 3 months, 28 days
5	Hines Ward (1998-2010)	186	12 years

A Look at Fitzgerald's Reception Streak

—Fitzgerald has at least one catch in 226 of 227 career games played. His streak began in Week 9 of his rookie season in 2004 at Miami. That is seven weeks after Rice's 274-game streak — the longest in NFL history — ended when he was held without a reception vs. Buffalo in Week 2.

—Fitzgerald's streak of 220 straight games with a reception is the second-longest in NFL history for a player with a single team (Jerry Rice-225, San Francisco).

—Fitzgerald has at least one reception in all 40 different stadiums he has played in during his NFL career. In Week 7 last year the Cardinals played at Twickenham Stadium in London, which became the 40th different venue in which Fitzgerald has at least one catch.

FITZGERALD AT 112 TOUCHDOWNS IN HIS CAREER

Fitzgerald caught a 13-yard TD pass from from rookie QB Josh Rosen in the Cardinals win over San Francisco in Week 8. It gave Fitzgerald a TD catch in consecutive games and he also reached 112 career TD catches. He now sits alone in seventh place on the NFL's all-time list for career TD receptions.

NFL Career Leaders—Touchdown Receptions

Rnk	Tds	Player (Years)
1	197	WR Jerry Rice (1985-04)+
2	156	WR Randy Moss (1998-12)+
3	153	WR Terrell Owens (1996-10)+
4	130	WR Cris Carter (1987-02)+
5	128	WR Marvin Harrison (1996-08)
6	115	TE Antonio Gates (2003-)#
7	112	WR Larry Fitzgerald (2004-)#
8	111	TE Tony Gonzalez (1997-14)
9t	100	WR Steve Largent (1976-89)+
9t	100	WR Tim Brown (1988-04)+

+Hall of Fame Inductee #Active Players



Fitzgerald is one of just six players in NFL history to score 100+ receiving TDs with a single team. He joins Chargers TE Antonio Gates (115) as the only active players to have done so. The other four are in the Pro Football Hall of Fame.

NFL Players to Score 100+ TD with One Team

Player	Team	Tds
Jerry Rice+	San Francisco	176
Marvin Harrison+	Indianapolis	128
Antonio Gates#	L.A. Chargers	115
Larry Fitzgerald#	Arizona	112
Cris Carter+	Minnesota	110
Steve Largent+	Seattle	100

+Hall of Fame Inductee #Active Players

Including postseason, Fitzgerald's 122 career TD receptions represent the sixth-best total in NFL history behind Jerry Rice (219), Randy Moss (166), Terrell Owens (158), Cris Carter (138) and Marvin Harrison (130).

FITZGERALD TOUCHDOWN SPLITS

TD Rec. By Opponent		TD Rec. By QB (15)		Receptions By QB (19)	
Tds	Opponent	Tds	Quarterback	Rec	Quarterback
18	Los Angeles/St. Louis	39	Kurt Warner	363	Carson Palmer
18	San Francisco	28	Carson Palmer	345	Kurt Warner
11	Seattle	12	Josh McCown	84	Josh McCown
8	Philadelphia	7	John Skelton	82	John Skelton
5	Chicago	5	Kevin Kolb	70	Matt Leinart
5	Detroit	5	Matt Leinart	70	Kevin Kolb
5	Tampa Bay	4	Derek Anderson	68	Drew Stanton
4	Houston	3	Drew Stanton	49	Derek Anderson
3	Green Bay	2	Josh Rosen	32	Blaine Gabbert
3	Indianapolis	2	Blaine Gabbert	28	Josh Rosen
3	Jacksonville	1	Max Hall	21	Ryan Lindley
3	New England	1	Richard Bartel	13	Max Hall
3	Buffalo	1	John Navarre	12	Sam Bradford
3	Washington	1	Shaun King	10	Shaun King
2	Carolina	1	Brian St. Pierre	8	John Navarre
2	Cincinnati			7	Rich Bartel
2	Dallas			6	Brian Hoyer
2	Kansas City			5	Tim Rattay
2	Miami			1	Brian St. Pierre
2	NY Giants	40	2 nd		
1	Atlanta	33	4 th		
1	Cleveland	25	3 rd		
1	Denver	13	1 st		
1	Minnesota	1	OT		
1	New Orleans				
1	Oakland				
1	San Diego				
1	Tennessee				

TDs By Quarters

Tds	Quarter
40	2 nd
33	4 th
25	3 rd
13	1 st
1	OT

TD By Days

Tds	Day
103	Sunday
5	Thursday
2	Saturday
2	Monday

TD By Distance

Tds	Distance
32	4-9 yards
26	10-19 yards
22	20-29 yards
18	30 or fewer yards
9	30-59 yards
5	60+ yards

Teams w/No TDs Against

Team	Games
Baltimore	3
NY Jets	3
Pittsburgh	3

NOTES ON THE 112

—Fitzgerald has 40 TD receptions in the 2nd quarter and 33 in the 4th quarter. He has more TDs - of any kind - in both the 2nd and 4th quarters than any other active player in the NFL. His 25 TDs in the 3rd quarter are also the most in the NFL among active players.

—Fitzgerald also has 33 career go-ahead TD receptions. No active player has more.

A chronological look at every one of Fitzgerald's 112 TD receptions.

#	Date	Opp	Yds	Quarterback
1	10/10/2004	@ SF	24	Josh McCown
2	10/24/2004	SEA	25	Josh McCown
3	11/7/2004	@ MIA	2	Josh McCown
4	11/21/2004	@ CAR	21	Shaun King
5	12/19/2004	STL	8	Josh McCown
6	12/19/2004	STL	4	Josh McCown
7	12/26/2004	@ SEA	29	Josh McCown
8	12/26/2004	@ SEA	29	Josh McCown
9	9/11/2005	@ NYG	1	Kurt Warner
10	10/7/2005	SF	17	Josh McCown
11	10/9/2005	SF	26	Josh McCown
12	10/23/2005	TEN	34	Josh McCown
13	11/13/2005	@ DET	7	Kurt Warner
14	11/20/2005	@ @	7	Kurt Warner
15	11/27/2005	JAX	5	Kurt Warner
16	12/18/2005	@ HOU	15	John Navarre
17	12/24/2005	PHI	25	Josh McCown
18	1/1/2006	@ IND	25	Josh McCown
19	9/24/2006	STL	12	Kurt Warner
20	10/8/2006	KAN	5	Matt Leinart
21	12/3/2006	@	11	Matt Leinart
22	12/10/2006	SEA	5	Matt Leinart
23	12/24/2006	SF	6	Matt Leinart
24	12/31/2006	@ SD	9	Kurt Warner
25	10/7/2007	STL	7	Kurt Warner
26	11/11/2007	DET	1	Kurt Warner
27	11/11/2007	DET	20	Kurt Warner
28	11/18/2007	@ CIN	5	Kurt Warner
29	11/25/2007	SF	28	Kurt Warner
30	11/25/2007	SF	48	Kurt Warner
31	12/9/2007	@ SEA	11	Kurt Warner
32	12/16/2007	@ NO	18	Kurt Warner
33	12/30/2007	STL	21	Kurt Warner
34	12/30/2007	STL	6	Kurt Warner
35	9/7/2008	@ SF	1	Kurt Warner
36	9/21/2008	@ WAS	62	Kurt Warner
37	10/5/2008	BUF	5	Kurt Warner
38	10/5/2008	BUF	5	Kurt Warner
39	10/12/2008	DAL	5	Kurt Warner
40	11/10/2008	SF	5	Kurt Warner
41	11/27/2008	PHI	1	Kurt Warner
42	11/27/2008	PHI	1	Kurt Warner
43	12/7/2008	STL	12	Kurt Warner
44	12/21/2008	@ NE	78	Matt Leinart
45	12/28/2008	SEA	5	Kurt Warner
46	12/28/2008	SEA	38	Kurt Warner
47	9/13/2009	SFO	5	Kurt Warner
48	9/20/2009	JAX	22	Kurt Warner
49	10/11/2009	HOU	9	Kurt Warner
50	10/11/2009	HOU	26	Kurt Warner
51	10/18/2009	@ SEA	2	Kurt Warner
52	11/8/2009	CHI	11	Kurt Warner
53	11/8/2009	CHI	17	Kurt Warner
54	11/15/2009	SEA	18	Kurt Warner
55	11/22/2009	@ STL	11	Kurt Warner
56	12/6/2009	@ MIN	34	Kurt Warner
57	12/20/2009	@ DET	1	Kurt Warner
58	12/27/2009	STL	10	Kurt Warner
59	1/3/2010	GNB	4	Brian St. Pierre
60	9/12/2010	@ STL	21	Derek Anderson
61	9/26/2010	OAK	4	Derek Anderson
62	10/5/2010	TB	3	Max Hall
63	10/31/2010	TB	3	Derek Anderson
64	11/21/2010	@ KC	3	Derek Anderson
65	1/2/2011	@ SF	10	John Skelton
66	9/18/2011	@ WAS	73	Kevin Kolb
67	9/25/2011	@ SEA	12	Kevin Kolb
68	11/6/2011	STL	13	John Skelton
69	11/13/2011	PHI	10	John Skelton
70	11/13/2011	PHI	7	John Skelton
71	11/20/2011	SF	23	Richard Bartel
72	12/11/2011	SF	46	John Skelton
73	12/24/2011	@ CIN	30	John Skelton
74	9/23/2012	PHI	37	Kevin Kolb
75	9/30/2012	MIA	3	Kevin Kolb
76	10/14/2012	BUF	9	Kevin Kolb
77	11/4/2012	@ GB	31	John Skelton
78	9/8/2013	STL	4	Carson Palmer
79	9/8/2013	STL	24	Carson Palmer
80	9/29/2013	TB	13	Carson Palmer
81	10/13/2013	SF	75	Carson Palmer
82	10/27/2013	@ ATL	10	Carson Palmer
83	11/17/2013	@ JAX	14	Carson Palmer
84	11/24/2013	IND	4	Carson Palmer
85	11/24/2013	IND	26	Carson Palmer
86	12/1/2013	@ PHI	43	Carson Palmer
87	12/8/2013	STL	7	Carson Palmer
88	10/12/2014	WAS	24	Carson Palmer
89	10/26/2014	PHI	80	Carson Palmer
90	9/20/2015	@ CHI	8	Carson Palmer
91	9/20/2015	CHI	28	Carson Palmer
92	9/20/2015	CHI	9	Carson Palmer
93	9/27/2015	SF	4	Carson Palmer
94	9/27/2015	SF	8	Carson Palmer
95	10/11/2015	@ DET	2	Carson Palmer
96	11/1/2015	CLE	6	Carson Palmer
97	12/27/2015	GB	3	Carson Palmer
98	1/3/2016	SEA	17	Carson Palmer
99	9/11/2016	NE	3	Carson Palmer
100	9/11/2016	NE	1	Carson Palmer
101	9/18/2016	TB	4	Carson Palmer
102	10/6/2016	@ SF	21	Drew Stanton
103	10/6/2016	@ SF	29	Drew Stanton
104	1/1/2017	@ LA	5	Carson Palmer
105	9/25/2017	DAL	15	Carson Palmer
106	10/1/2017	SF	19	Carson Palmer
107	10/15/17	TB	11	Carson Palmer
108	11/19/17	@ Hou	20	Blaine Gabbert
109	12/3/17	LAR	15	Blaine Gabbert
110	12/24/17	NYG	13	Drew Stanton
111	10/18/18	DEN	4	Josh Rosen
112	10/28/81	SF	13	Josh Rosen

#11 HAS HALL OF FAME CREDENTIALS

Below is a look at the career of **Larry Fitzgerald** through his first 227 career games compared to the 27 modern era WRs currently in the HOF and where they stood at that point in their career.

At this point in his career, Fitzgerald has more receptions (1,274) than all of the receivers enshrined in Canton had through 227 games. Fitzgerald also has more receiving yards (15,952) than all HOF receivers except Jerry Rice (22,895).

Fitzgerald Vs. Modern Era WRs in the Hall of Fame (227 Games)

Player, HOF Year	Years	G	Rec	Yds	Avg.	Y/G	TD	100-Yd G
Larry Fitzgerald	2004-	227	1,274	15,952	12.5	70.4	112	47
Jerry Rice, '10	1985-04	227	1,228	18,706	15.2	82.4	172	67
Marvin Harrison, '16	1996-08	190	1,102	14,580	13.2	76.7	128	59
Cris Carter, '13	1987-02	227	1,088	13,773	12.7	60.7	129	42
Terrell Owens, '18	1996-2010	219	1,078	15,934	14.8	72.8	153	51
Tim Brown, '15	1988-04	227	1,025	14,249	13.9	62.9	98	42
Randy Moss, '18	1998-2012	218	982	15,292	15.6	70.1	156	64
Andre Reed, '14	1985-00	227	947	13,150	13.9	57.9	87	36
Art Monk, '08	1980-95	224	940	12,721	13.5	56.8	68	33
Steve Largent, '95	1976-89	200	819	13,089	16.0	65.4	100	40
James Lofton, '03	1978-93	227	759	13,947	18.4	61.5	75	44
Michael Irvin, '07	1988-99	159	750	11,904	15.9	74.9	65	47
Charlie Joiner, '96	1969-86	227	728	11,855	16.3	52.2	63	28
Charley Taylor, '84	1964-77	165	649	9,110	14.0	55.2	79	21
Don Maynard, '87	1958, 60-73	186	633	11,834	18.7	63.6	88	50
Raymond Berry, '73	1955-67	154	631	9,275	14.7	60.2	68	23
Fred Biletnikoff, '88	1965-78	190	589	8,974	15.2	47.2	76	21
Lance Alworth, '78	1962-72	136	542	10,266	18.9	75.5	85	41
John Stallworth, '02	1974-87	165	537	8,723	16.2	52.9	63	25
Bobby Mitchell, '83	1958-68	148	521	7,954	15.3	53.7	65	25
Tommy McDonald, '98	1957-68	152	495	8,410	17.0	55.3	84	24
Paul Warfield, '83	1964-77	157	427	8,565	20.1	54.6	85	22
Tom Fears, '70	1948-56	87	400	5,397	13.5	62.0	38	15
Elroy "Crazy Legs" Hirsch, '68	1946-57	127	387	7,029	18.2	55.3	60	-
Dante Lavelli, '75	1946-56	123	386	6,488	16.8	52.7	62	-
Pete Pihos, '70	1947-55	107	373	5,619	15.1	52.5	61	14



In fact, Fitzgerald's career numbers already surpass all but one receiver currently in the HOF (Rice). He has more career receptions than 26 of the 27 receivers in the HOF: Swann (336), Hayes (371), Pihos (373), Lavelli (386), Hirsch (387), Fears (400), Warfield (427), McDonald (495), Mitchell (521), Stallworth (537), Alworth (542), Biletnikoff (589), Berry (631), Maynard (633), Taylor (649), Irvin (750), Joiner (750), Lofton (764), Largent (819), Monk (940), Reed (951), Moss (982), Owens (1,078), Brown (1,094), Carter (1,101) and Harrison (1,102).

He has more career receiving yards than 26 of the 27 receivers in the HOF: Fears (5,397), Swann (5,462), Pihos (5,619), Lavelli (6,488), Hirsch (7,029), Hayes (7,414), Mitchell (7,954), McDonald (8,410), Warfield (8,565), Stallworth (8,723), Biletnikoff (8,974), Taylor (9,110), Berry (9,275), Alworth (10,266), Maynard (11,834), Irvin (11,904), Joiner (12,146), Monk (12,721), Largent (13,089), Reed (13,198), Carter (13,899), Lofton (14,004), Brown (14,934), Harrison (14,580), Moss (15,292) and Owens (15,934).

A Career Full of Accomplishments:

- Franchise career leader in receptions (1,274), receiving yards (15,952), receiving TDs (112), total TDs (112) and 100-yard receiving games (47). His nine 1,000-yard seasons are also a franchise record.
- Led the NFL with 107 receptions in 2016, marking the second time in his career (103 in 2005; tied with Steve Smith) he had done so. He became the first player in NFL history to lead the NFL in receptions at least 11 years apart. Prior to Fitzgerald, the longest span between leading the league in receptions was six by Jerry Rice (1990, 1996).
- Fitzgerald (11) joins Hall of Famer Jerry Rice (13) as the only wide receivers in NFL history to be named to the Pro Bowl at least 11 times.
- Fitzgerald had more receptions in his first 200 career games (1,116) than any player in NFL history.
- One of just five players in NFL history to record at least 1,400 receiving yards in a season four times in their career: Jerry Rice (6), Randy Moss (4), Marvin Harrison (4) and Andre Johnson (4).
- At 28 years, 74 days old, he became the third-youngest player in NFL history to reach 70 career receiving TDs behind only Randy Moss (26 years, 269 days old) and Hall of Famer Jerry Rice (28 years, one day old).
- At 32 years, 97 days old, he became the youngest player in NFL history to reach 1,000 career receptions.
- At 31 years, 102 days old, he became the youngest player in NFL history to reach 900 career receptions.
- At 30 years, 57 days old, he became the youngest player in NFL history to reach 800 career receptions.
- At 30 years, 85 days old, he became the youngest player in NFL history to reach 11,000 receiving yards.
- In 2010, he became the first player in NFL history to record 90+ receptions five times in their first seven seasons.
- During the 2008 postseason, he broke virtually every major playoff receiving record, establishing new single-season marks for receptions (30), receiving yards (546) and TDs (7). His four 100-yard receiving games in the postseason established a new NFL record for consecutive games with 100 yards receiving.
- His 10 TD receptions in nine career postseason games are an NFL record for a player in their first nine career playoff contests.
- With a then franchise-record 103 receptions during the 2005 season, he became the youngest player in NFL history to record a 100-catch campaign when he reached the mark at 22 years, 123 days old.
- Led the NFL in receiving TDs in both the 2008 (12) and 2009 (13) seasons. In addition to his 10 receiving TDs in 2007, he became the first player in franchise history to record at least 10 TDs in three consecutive seasons.
- At 29 years, 44 days old, joined Randy Moss (28 years, 314 days) as the only players in NFL history to reach 10,000 career receiving yards before the age of 30.
- One of just five players in NFL history to record 15,000+ receiving yards and 100+ TD receptions in their career.

AN EXPERIENCED BACKUP

Rookie Josh Rosen has an experienced backup behind him in QB **Mike Glennon**, who signed with the Cardinals as a free agent this offseason. Since entering the league in 2013, Glennon has started 22 of 25 games played, completing 467-of-770 pass attempts (60.6%) for 4,933 yards, 34 TDs, 20 INTs and an 83.2 passer rating.

Glennon Career Notes

- Selected by the Buccaneers in the third round (73rd overall) of the 2013 NFL Draft out of North Carolina State and spent his first five NFL seasons with Tampa Bay (2013-16) and Chicago (2017). Signed a two-year contract with the Cardinals on 3/16/18 as a free agent.

- Named to the All-Rookie team by the PFWA, ProFootballFocus.com and ESPN.com after completing 247-of-416 pass attempts (59.4%) for 2,608 yards, 19 TDs, nine INTs and an 83.9 passer rating in 13 starts as a rookie with Tampa Bay in 2013. He became just the fourth rookie in NFL history to post two games with a passer rating of 137 or higher, joining Dieter Brock (1985), Matt Ryan (2008) and Robert Griffin (2012).

- In 2013, became the first rookie in NFL history to throw at least one TD pass in each of his first eight career starts.

Prior to being drafted in 2013, Glennon spent four seasons at NC State, finishing his career having completed 646-of-1,069 pass attempts (60.4%) for 7,411 yards and 63 TDs. He ended his senior season having posted the second-most pass attempts (564), in ACC history, the third-most completions (330), fourth-most passing yards (4,031) and tied for the fifth-most TD passes (31).



SEALS-JONES EXCELS IN 2018

Through nine games in 2018, second-year TE **Ricky Seals-Jones** has 24 receptions for 267 yards and a TD. He has already doubled his 2017 reception total (12) and has also eclipsed his yardage total as a rookie (201).

Seals-Jones, a former WR at Texas A&M who began last season on the practice squad, recorded his fourth career TD catch in his young career in Week 3 against the Bears.

Only 2017 first round draft picks Evan Engram (NYG), O.J. Howard (TB) and David Njoku (Cle) and fifth-round pick George Kittle (SF) have more career TD receptions than Seals-Jones among second-year TEs.



TD Receptions by Second-Year Tight Ends (2017-18)

Rnk	Player (Team)	TDs	2017 Draft Status
1	O.J. Howard (TB)	11	1st Round, 19th overall
2	Evan Engram (NYG)	8	1st Round, 23rd overall
3	David Njoku (Cle)	6	1st Round, 29th overall
4	George Kittle (SF)	5	5th Round, 146th overall
5t	Ricky Seals-Jones (AZ)	4	Undrafted Free Agent
5t	Hunter Henry (LAC)	4	2nd Round, 35th overall

From Undrafted To A Key Contributor as a Rookie

The cousin of Hall of Fame RB Eric Dickerson, Seals-Jones had three TD receptions in 2017, becoming just the third rookie TE in franchise history with at least three TD catches: Robert Awalt (6 in 1987) and Doug Marsh (4 in 1980).

Against Houston in Week 11 last season, Seals-Jones (2 TDs) became just the second rookie TE in franchise history to record multiple TD receptions in a game, joining Hall of Famer Jackie Smith - who had two TD receptions vs. Pittsburgh on 10/13/63.

CARDS BRING BACK KENDALL WRIGHT

Last Monday (11/5) the Cardinals re-signed WR **Kendall Wright**, who originally signed with the team on October 8 and was inactive for one game prior to being released on October 18.

A six-year NFL veteran, Wright has played in 82 games (45 starts) in his career and has 339 receptions for 3,858 yards (11.4 yard avg.) and 19 TDs. The 28-year old Wright played all 16 games (four starts) last season with the Bears and had 59 receptions for 614 yards and one TD. He has at least 50 receptions and 500 receiving yards in four of his six NFL seasons.

Wright spent his first five seasons in the league with Tennessee after being selected by the Titans in the first-round (20th overall) of the 2012 NFL Draft out of Baylor. He totaled 280 receptions for 3,244 yards and 18 touchdowns during his tenure (2012-16) with the Titans. Wright signed with Minnesota in the offseason, but was released on September 1.

Wright is wearing jersey #12 with Arizona.



BIG PLAY THREAT

Now in his fourth NFL season, WR **J.J. Nelson** - the fastest player at the 2015 NFL Combine (4.28 seconds in 40-yard dash) - has made numerous big plays during his tenure with the Cardinals.

In that time, Nelson has recorded 78 receptions for 1,396 yards. Dating back to the beginning of his rookie season in 2015, his average of 17.9 yards per reception is the highest in the NFL (min. 70 receptions).

NFL Leaders - Yards/Reception (2015-18)

Rnk	Player (Team)	Avg.	Rec	Yds
1	J.J. Nelson (AZ)	17.9	78	1,396
2	DeSean Jackson (TB)	17.1	169	2,894
3	Tyrell Williams (LAC)	16.9	140	2,374
4	Marquise Goodwin (SF)	16.9	104	1,756
5	Rob Gronkowski (NE)	16.7	195	3,248



COLEMAN OVERCOMES

Losing his hearing at age three has never stopped Cardinals FB **Derrick Coleman**. It didn't stop him from playing football in middle school and it didn't slow him in high school - where he rushed for 5,214 yards and 86 TDs while breaking school single-season records for TDs (38), points (232) and rushing yards (2,456).

Coleman next conquered the collegiate level, where he led UCLA with 11 rushing TDs as a senior in 2011 while proving a standout performer on special teams.

Not being selected in the NFL Draft didn't slow him either, as he signed a rookie free agent contract with Vikings in 2012. He went on to make the Seahawks roster in 2013 - becoming the first legally deaf offensive player in NFL history while playing a big part on the Seahawks Super Bowl XLVIII championship team that season.

Now in his fifth NFL season, Coleman has 40 career special teams tackles, including seven in seven postseason games. Playing with Atlanta in 2017, Coleman ranked third among NFL players with 16 special teams tackles. In his first four NFL seasons, Coleman also served as a lead blocker for three 2,000-yard rushing teams and two individual 1,000-yard rushing seasons (Marshawn Lynch in 2013-14).

Through the first nine games (two starts) this season, Coleman has two rushing attempts, two receptions for 17 yards and has recorded four special teams tackles.



KIRK'S CARDINALS CONNECTIONS

Rookie WR **Christian Kirk** has been one of the bright spots for the Cardinals offense so far this season

Despite being a rookie - WR **Christian Kirk**, the Cardinals second round selection (47th overall) in the 2018 NFL Draft - has had ties to the Cardinals for years. A native of Scottsdale, Kirk attended Saguaro High School before attending college at Texas A&M.


Kirk has had a relationship with Cardinals All-Pro WR **Larry Fitzgerald** for years. The two first met at a youth camp Kirk attended in Flagstaff when he was six years old. The two kept in touch during Kirk's standout prep career at Saguaro and his record-breaking tenure with the Aggies.

THE KIRK AND ROSEN CONNECTION

Before they became teammates in Arizona, Kirk and fellow rookie **Josh Rosen** met at a Nike Football Training Camp in Los Angeles. It was 2014 and both athletes were heavily recruited juniors at their respective power-house high schools. Kirk from Saguaro High in Scottsdale and Rosen from St. John Bosco in Bellflower, CA.

They connected at the camp and became friends through football. After Rosen committed to attending UCLA, he attempted to recruit Kirk to the school, hosting him at his house in Los Angeles when Kirk made his campus visit with the Bruins.

Kirk ultimately chose Texas A&M but they saw each other again when their teams faced off twice in their three college seasons.



A PRO BOWL TALENT



In 2017, CB **Patrick Peterson** earned his seventh Pro Bowl selection – and sixth at cornerback (Kick Returner, 2011; Cornerback, 2012-16). In 2015, he was also named first-team All-Pro at corner for the second time in his career (2013, '15).

Peterson joins Hall of Fame RBs Jim Brown and Barry Sanders as the only players in NFL history to earn seven Pro Bowl bids before their 28th birthday. He is the only defensive player in NFL history to earn that distinction.

Seven Pro Bowls Before the Age of 28 – NFL History

Player	Pro Bowls	Team
CB Patrick Peterson	7, 2011-17	Arizona
RB Jim Brown	7, 1957-63	Cleveland
RB Barry Sanders	7, 1989-95	Detroit

21 GETS INTERCEPTION #23

The Cardinals selected CB **Patrick Peterson** with the fifth pick in the 2011 NFL Draft, and in his first seven seasons, he earned seven Pro Bowl nods and was named first-team All-Pro three times. Considered one of the game's best shutdown corners, he has proven to be one of the most unique talents in NFL history.

Since his rookie season in 2011, only two active players have more INTs than Peterson.

Active NFL Leaders – Interceptions (2011-18)

Rnk	Player (Team)	INTs
1	Richard Sherman (Sea/SF)	32
2	Reggie Nelson (Cin/Oak)	28
3t	Patrick Peterson (AZ)	23
3t	Earl Thomas (Sea)	23
3t	Eric Weddle (SD/Bal)	23



Only seven players in franchise history, including four Pro Football Hall of Fame inductees, have more INTs than Peterson.

Franchise Career Interception Leaders

Rnk	Player (Years)	INTs
1	Larry Wilson (1960-72)+	52
2	Aeneas Williams (1991-2000)+	46
3	Roger Wehrli (1969-82)+	40
4	Night Train Lane (1954-59)+	30
5	Pat Fischer (1961-67)	29
6	Adrian Wilson (2001-12)	27
7	Kwamie Lassiter (1995-2002)	24
8	Patrick Peterson (2011-)	23
9	Norm Thompson (1971-76)	22
10t	Jerry Davis (1948-51)	21
10t	Ray Ramsey (1950-53)	21

+Hall of Fame Inductee

QUOTES FROM THE COMPETITION

"By far just one of the best in the game, hands down. He's going to follow you from your house to his house, from the sideline to the cricket field and back."

- NY Giants All-Pro WR Odell Beckham, Jr.

"I think Patrick Peterson definitely is my number one corner in my book. You know if you're playing the Cardinals and if you're the best receiver on your team, you know 21 is going to be lining up across from you."

- Steelers All-Pro WR Antonio Brown

PETERSON AT 121 IN A ROW

Now in his eighth season, **Peterson** has never missed a game and has started every contest in his NFL career. Peterson's streak of 121 consecutive starts is tied for the fifth-longest streak among active players and third among all NFL DBs.

NFL Leaders - Consecutive Starts (Active Streaks)

Rnk	Player (Team)	Gms
1	QB Philip Rivers (LAC)	201
2	CB Brandon Carr (Bal)	169
3	S Glover Quin (Det)	141
4	QB Matt Ryan (Atl)	140
5t	CB Patrick Peterson (AZ)	121
5t	QB Matthew Stafford (Det)	121
5t	LB Ryan Kerrigan (Was)	121

ONLY AENEAS AHEAD OF HIM

Dating back to the 1970 NFL-AFL merger, only Hall of Fame DB Aeneas Williams (157) started more consecutive games for the Cardinals than Peterson has.

NEW DEFENSE, SAME P2

While he has been asked to adopt a different role under the new coaching staff, Cardinals All-Pro CB **Patrick Peterson** has maintained his status among the NFL's most elite pass defenders.

Through Week 10 of the 2018 season, Peterson is allowing the fifth-lowest passer rating among NFL CBs with at least 300 coverage snaps, according to *ProFootballFocus.com*.

Passer Rating Allowed – NFL CBs (2018)

Rk	Player	Team	Rate	Snaps
1	Minkah Fitzpatrick	Mia	48.5	311
2	Steven Nelson	KC	59.0	488
3	Chris Harris Jr.	Den	60.8	344
4	Kareem Jackson	Hou	61.6	378
5	Patrick Peterson	AZ	62.3	352

Source: *ProFootballFocus.com*; CBs with 200+ coverage snaps



In 638 plays on the season, Peterson has been targeted 34 times and allowed just 19 receptions for 231 yards and one TD. Among NFL CBs with at least 500 snaps, he's tied for fourth with 19 catches allowed.

Receptions Allowed – NFL CBs (2018)

Rk	Player	Team	Tgt	Rec	Yds	TD	INT
1	Tre Davious White	Buf	30	16	170	1	1
2t	Byron Jones	Dal	35	18	208	0	0
2t	Minkah Fitzpatrick	Mia	35	18	130	0	1
4t	Patrick Peterson	AZ	34	19	231	1	2
4t	Casey Hayward Jr.	LAC	33	19	247	3	0

Source: *ProFootballFocus.com*; CBs with 500+ total snaps

Below is a breakdown of where Peterson ranks in several key coverage categories this season among CBs with at least 500 snaps, according to *PFF*.

Category	Stat	Rnk
Total Snaps	638	7
Targets	34	5
Receptions	19	4t
Reception Percentage	55.9	16
Receiving Yards	231	6
Yards per Reception	12.2	13
Receiving TDs	1	6t
Interceptions	2	6t
Passer Rating	62.3	5
Penalties	2	10t

Source: *ProFootballFocus.com*; CBs with 500+ total snaps

Peterson was among the league's least tested CBs in 2017, according to *PFF*. He saw the fewest targets (60) and allowed the fewest receptions (28) among CBs with at least 500+ snaps last season.

He allowed just one reception per 21.2 coverage snaps last year, and he was not targeted all at in the Week 16 shutout victory against the NY Giants.

Below is a look at the performance of the WRs that Peterson "shadowed" in 2017, according to *PFF*.

Receivers "Shadowed" By Peterson in 2017

Wk	Receiver	Opp	Tar	Rec	Yds	TD
1	Marvin Jones Jr.	Det	1	1	6	1
2	T.Y. Hilton	Ind	2	1	16	0
3	Dez Bryant	Dal	0	0	0	0
4	Pierre Garcon	Was	4	1	16	0
5	Alshon Jeffery	Phi	2	2	26	0
6	Mike Evans	TB	4	0	0	0
7	Sammy Watkins	LAR	1	0	0	0
9	Marquise Goodwin	SF	3	1	55	0
11	DeAndre Hopkins	Hou	7	3	65	1
12	Marqise Lee	Jax	0	0	0	0
13	Sammy Watkins	LAR	2	1	13	0

Source: *ProFootballFocus.com*

FINDING WAYS TO MAKE PLAYS

Peterson has five career return TDs – four punt returns and one interception return – during his time in Arizona. His most recent came on a 30-yard INT return vs the Rams in 2014.

In franchise history, only four players have more career return TDs than Peterson – Hall of Famers Ollie Matson (10), Aeneas Williams (nine) and Larry Wilson (seven) and former S Billy Stacy (six).

Peterson's Career Return Touchdowns

Opponent	Type	Distance
9/11/14 vs. St. Louis	INT Return	30 yards
11/27/11 at St. Louis	Punt Return	80 yards
11/6/11 vs. St. Louis	Punt Return	99 yards
10/30/11 at Baltimore	Punt Return	82 yards
9/11/11 vs. Carolina	Punt Return	89 yards

In 2011, Peterson tied the NFL record with four punt return TDs. He became the first player in NFL history with four punt return TDs of 80+ yards in a single season.



BOSTON ON THE LEADER BOARD

S Tre Boston – signed as a free agent by the Cardinals just prior to the start of training camp – recorded his third INT this season when he picked off Vikings QB Kirk Cousins in Week 6.

Only two NFL safeties – Redskins S D.J. Swearinger and Falcons S Damontae Kazee – have more INTs than Boston this season.

NFL Leaders – INTs by Safeties (2018)

Rnk	Player (Team)	INTs
1	Damontae Kazee (Atl)	5
2	D.J. Swearinger (Was)	4
2t	Tre Boston (AZ)	3
2t	Earl Thomas (Sea)	3
2t	Jessie Bates (Cin)	3
2t	John Johnson (LAR)	3
2t	Shawn Williams (Cin)	3
2t	Mike Adams (Car)	3
2t	Ha Ha Clinton-Dix (Was)	3
2t	T.J. McDonald (Mia)	3

Of Boston's 11 career INTs, eight have come in his last 23 games dating back to last season. Prior to his current 23-game stretch, Boston had three INTs in his first 42 career games.

Since 2017, when he registered a career-high five INTs, Boston is tied for third in the NFL with eight INTs.

NFL Leaders – Interception (2017-18)

Rnk	Player (Team)	INT
1t	CB Darius Slay (Det)	10
1t	S Kevin Byard (Ten)	10
3t	S Tre Boston (AZ)	8
3t	S Harrison Smith (Min)	8
3t	S D.J. Swearinger (Was)	8

A BOSTON/WILKS REUNION

In signing with the Cardinals, Boston reunited with Steve Wilks – who served as Boston's position coach for three seasons (2014-16) in Carolina.

Wilks: "I knew what we were getting (in Boston). When you come in and try to incorporate a foundation, and you're trying to build your culture, you try bring guys in that understand that and can be your voice in the locker room."



BUDDA'S EXPANDED ROLE IN 2018

S Budda Baker – the team's 2017 second-round pick (36th overall) – earned Pro Bowl and first-team All-Pro honors as a special teamer last year and finished the season as a starter at safety.

Baker has started all nine games in 2018, totaling 76 tackles, eight for loss, 2.0 sacks, three QB pressures, three QB hits, two passes defended and a fumble recovery (returned 36 yards for a TD). He led the Cardinals with a career-high 14 tackles in Week 5 against the 49ers and has four 10+ tackle performances so far this year.

An All-Pro Rookie Campaign

In 16 games (seven starts), Baker totaled 61 tackles, three tackles for loss, a sack, six passes defended, two forced fumbles, a fumble recovery and two QB hits on defense. He added a team-high 16 tackles on special teams, which tied for third in the NFL.

NFL Leaders – Special Teams Tackles (2017)

Rnk	Player (Team)	STT
1	LB Nick Dzubnar (LAC)	21
2	RB Austin Ekeler (LAC)	17
3t	S Budda Baker (AZ)	16
3t	FB Derrick Coleman (Atl)	16
3t	S Rontez Miles (NYJ)	16

Baker's Rare Performance in Week 11 of 2017

Making his first career start at safety in Week 11 at Houston, Baker finished the game with 12 tackles, a sack, a tackle for loss, two forced fumbles, a fumble recovery, a pass defended and a QB hit against the Texans. He also added a tackle on special teams.

It is pretty rare for an NFL player to record at least 10 tackles, a sack and two forced fumbles in a game. Below are a few notes on the performance:

- According to STATS, Inc., Baker became the first Arizona player ever to accomplish the feat.
- He was just the second player in the previous six seasons (2012-17) to do so. Redskins LB Zach Brown did it with the Bills on 10/2/16.
- Baker became the first rookie to accomplish the feat since Dolphins LB Derrick Rodgers on 8/31/97 vs. Ind. Rodgers was taken 32nd overall by the Dolphins that year out of Arizona State.



BETHEA SHINES IN ARIZONA

In his 12th NFL season – and first with Arizona – **S Antoine Bethea** totaled 58 tackles, a sack, a team and career-high five INTs, seven passes defended, a forced fumble, a QB pressure and a QB hit in 15 games in 2017.

In the Cardinals Week 16 victory over the NY Giants, Bethea posted first-career first multi-INT performance – picking off a pair of Eli Manning pass attempts. Bethea had played 176 career games entering the contest.

Bethea's five INTs last season pushed his career total to 24, which trails only four active NFL safeties – Reggie Nelson, Mike Adams, Eric Weddle and Earl Thomas.

NFL Leaders – INTs by Safety (Active)

Rnk	Player (Team)	INT
1	Reggie Nelson (Oak)	37
2	Mike Adams (Car)	30
3	Eric Weddle (Bal)	29
4	Earl Thomas (Sea)	28
5t	Antoine Bethea (AZ)	24
5t	Glover Quin (Det)	24

Bethea had an INT in three consecutive games (Weeks 4-6 in 2017) for the first time in his career. He became the first Cardinal with an INT in three consecutive games since CB Patrick Peterson had one in four straight during the 2012 season.

NFL TACKLE LEADER

With 81 tackles in nine games this year, Bethea is on track to record his seventh-career 100-tackle campaign. According to league statistics, the 13-year veteran leads all active NFL defenders with 1,175 career tackles. The next closest DB is Ravens S Eric Weddle with 1,047.

NFL Leaders – Tackles (Active)

Rnk	Player (Seasons)	Pos.	Tackles
1	Antoine Bethea (2006-18)	S	1,175
2	Derrick Johnson (2005-18)	LB	1,168
3	Thomas Davis (2005-18)	LB	1,062
4	Eric Weddle (2007-18)	S	1,047
5	Luke Kuechly (2012-18)	S	919

A VETERAN PRESENCE

Now on his third team in his 13th NFL season, Bethea has established himself as a veteran presence in the locker room and leader on the field.

"I want people to be able to depend on me, regardless of the situation, good or bad," Bethea said. "Someone who is accountable. Being a veteran guy, a guy who has seen a lot in the league, I do relish that role."

Defensive Coordinator Al Holcomb called Bethea the "veteran voice" that keeps teammates lined up in the right spots, allowing them to play fast. That same voice offers guidance to players off the field, as well.

"He's one of those guys I can depend on for anything, really," cornerback Patrick Peterson said. "He's very matter of fact. He's not going to sugarcoat or beat around the bush. You need players like that."



A SWARMING SECONDARY



The Cardinals defense has played primarily out of the nickel formation this season, and its secondary has responded with a physical style of play.

According to league statistics, Cardinals safeties **Budda Baker** and **Antoine Bethea** lead all NFL DBs with 74 and 72 tackles, respectively. **S Tre Boston** – who missed Weeks 7-8 due to injury – was tied for seventh among NFL DBs with 40 tackles after Week 6.

NFL Leaders – Total Tackles by DBs (2018)

Rnk	Player (Team)	TT
1	Budda Baker (AZ)	74
2	Antoine Bethea (AZ)	72
3t	Landon Collins (NYG)	71
3t	Jessie Bates (Cin)	71
5	Jamal Adams (NYJ)	67
6	Derwin James (LAC)	64
7	John Johnson (LAR)	62

THE BYNES FILE

Cardinals LB **Josh Bynes** found a home in the desert after signing a three-year contract with the team in March. Head Coach Steve Wilks called Bynes the "quarterback" of the defense, and as the starting MLB, he leads his position group with 65 tackles in nine games this season.

In 2011, Bynes entered the league as a rookie free agent with Baltimore, and between stints with the team, Bynes took a position as an academic adviser at Kaplan University, but Ravens GM Ozzie Newsome re-signed him before starting the job.

During a goal-line drill in training camp prior to the 2012 season, Bynes suffered transverse process fractures in his lower back, but he returned from the injury to play 14 games, including four playoff contests, that season. In fact, he made the final play of the year, tackling Ted Ginn Jr. on a free kick to seal the Ravens Super Bowl XLVII victory over the 49ers.

After a few productive years in Detroit, Bynes found himself without a team in 2017 until the Cardinals called during training camp. He became a valued backup on the NFL's sixth-ranked defense with 34 tackles, a sack, an INT, five passes defended, a forced fumble and nine special teams tackles in 14 games.

BYNES SCORES FIRST TOUCHDOWN

Bynes had one of the best games of his career in Week 5 against the 49ers with 11 tackles, a sack, a tackle for loss, a QB hit, a pass defended and a fumble recovery that he returned 23 yards for his first-ever TD (on any level).

ONE OF A KIND

Bynes is the only player in Auburn history to have won a Super Bowl and college football national championship.



44 RETURNS TO FORM

A knee injury suffered in Week 4 of last season forced Cardinals DE **Markus Golden** to miss 14 games, including the first two contests in 2018.

In his fifth start of the season (Week 8 against the 49ers), Golden posted his best outing since the injury with team highs in tackles (seven) and tackles for loss (two), adding a QB hit and his first full sack of the season.

On the third play from scrimmage in Arizona's 18-15 victory over San Francisco, Golden dropped 49ers QB C.J. Beathard for an eight-yard loss, marking his first full sack in one year, nine months and 28 days. Prior to that, his last full sack came in the 2016 season finale at the LA Rams (1/1/17).



GOLDEN'S BREAKOUT SEASON

The Cardinals second-round selection (58th overall) in the 2015 NFL Draft out of Missouri, Golden recorded 4.0 sacks in 16 games during his rookie campaign.

In 2016, Golden erupted for 12.5 sacks, which tied for third in the NFL that season and eighth in franchise history. He added 63 tackles, 19 tackles for loss, 23 QB hits, 19 QB pressures, four forced fumbles and a fumble recovery.

NFL Leaders – Sacks (2016)

Rnk	Player (Team)	Sacks
1	Vic Beasley, Jr. (Atl)	15.5
2	Von Miller (Den)	13.5
3t	Markus Golden (AZ)	12.5
3t	Lorenzo Alexander (Buf)	12.5
3t	Danielle Hunter (Min)	12.5

He became the first player in franchise history with at least one sack in each of the first five games of a season in 2016 and finished the year with at least one sack in each of the final four contests.

TOP-FIVE PASS RUSHERS

The Cardinals have had a player rank in the top-five in sack totals each of the last two seasons. In 2017, **Chandler Jones** led the NFL with 17.0 sacks, and in 2016, **Golden** finished tied for third with a career-high 12.5 sacks.

The last time the duo played a full season together – in 2016 – Jones (11.0) and Golden (12.5) combined for 23.5 sacks, and the Cardinals finished the year with an NFL-high 48.0 sacks. It marked just the second time in franchise history (1983) that Arizona led the NFL in sacks, and both players earned a spot on the franchise single-season sacks list. Jones and Golden became the Cardinals first double-digit sacks duo since 1984 and just the third in franchise history.

Cardinals Single-Season Sack Leaders

Rnk	Player (Year)	Sacks
1	LB Chandler Jones (2017)	17.0
2	DE Simeon Rice (1999)	16.5
3	DE Curtis Greer (1983)	16.0
4	DE Bertrand Berry (2004)	14.5
5t	DE Curtis Greer (1984)	14.0
5t	DE Freddie Joe Nunn (1988)	14.0
7	DE Al Baker (1983)	13.0
8t	LB Markus Golden (2016)	12.5
8t	DE Simeon Rice (1996)	12.5
10	DE/NT David Galloway (1983)	12.0

PRODUCTION BEYOND SACKS

The production of Golden and Jones goes much deeper than sacks. In 2016, they combined for 120 tackles, 31 tackles for loss, five passes defended, eight forced fumbles, three fumble recoveries, 33 QB pressures and 45 QB hits.

REDDICK IN THE STARTING LINEUP

In his first start of the 2018 season – and first start since Week 3 last year – LB **Haason Reddick** totaled nine tackles, a tackle for loss, a sack, a forced fumble and three passes defended (two occurred in the end zone) in Week 5 against the 49ers.

He made one of the game's biggest plays when he sacked QB C.J. Beathard in the fourth quarter, forcing a fumble that was returned for a TD by LB Josh Bynes to give Arizona a 21-12 lead.

In five starts this season, the Cardinals 2017 first-round pick (13th overall) has collected 32 tackles, a sack, five passes defended and a forced fumble.

Game-by-Game Stats in Reddick's Four Starts in 2018

Date	Opp	Solo	Assist	Total	Sks/Yds	PD	FR	FF
10/7/18	@ SF	7	2	9	1.0/18	3	0	1
10/14/18	@ Min	1	6	7	0.0/0	1	0	0
10/18/18	vs. Den	3	1	4	0.0/0	0	0	0
10/28/18	vs. SF	3	2	5	0.0/0	1	0	0
11/11/18	@ KC	3	4	7	0.0/0	0	0	0
TOTAL		17	15	32	1.0/18	5	0	1



A VERSATILE DEFENDER

The Cardinals first-round pick (27th overall) in the 2014 NFL Draft, **SLB Deone Bucannon** was selected as a safety, but the previous coaching regime created an entirely new position for the hybrid defender.

Bucannon twice led the team in tackles (2015-16), and last season, he recorded 90 tackles despite missing four games due to an ankle injury.

BUCANNON CAREER HIGHLIGHTS

- Has 410 tackles, 6.0 sacks, two INTs (one returned for a TD), 14 passes defended, four fumble recoveries and seven forced fumbles in 66 games (53 starts). Also has 22 tackles and a pass defended in three playoff games.

- Has recorded 32 tackles for loss in his four-plus seasons, including a career-high 17 during the 2016 campaign when he tied for the team lead.

- Has posted 10+ tackles in a game nine times in his career, including four games with 13+ tackles.

- Has led or tied for the team lead in tackles 18 times in his career.

- Twice led the team in tackles (2015 and 2016). Had a team-high 100 tackles in 2016 despite missing the last three games on injured reserve (ankle). Led the team with a career-high 127 total tackles in 2015.

- Named the "NFC Defensive Player of the Week" for his performance in the Week 15 victory over the Eagles in 2015. Bucannon had the first INT of his career against Philly and returned it 39 yards for his first career TD. He also led the Cardinals with 11 tackles in the game.



D-LINE PRESSURE

DEs **Chandler Jones** and **Markus Golden** aren't the only members of the Cardinals defensive line that have shown an ability to get to the quarterback. Arizona's eight defensive linemen have combined for 131.5 sacks in their NFL careers.

Career Sacks By Arizona's Defensive Linemen

Player	Sacks
DE Chandler Jones	72.5
DE Markus Golden	18.0
DT Corey Peters	14.0
DE Benson Mayowa	12.0
DT Olsen Pierre	5.5
DT Rodney Gunter	5.0
DE Zach Moore	2.5
DT Robert Nkemdiche	2.0

BRINGING THE HOUSE

In 2018, the Cardinals defense has the sixth most sacks in the NFL (29.0), and the defensive line is responsible for 20.5. Entering its Week 10 contest against the Cardinals, the Chiefs boasted the NFL's top-ranked scoring offense and had not allowed more than 2.0 sacks in a game this season.

Arizona dropped QB Patrick Mahomes five times, including a pair of third-down sacks by Jones in the first half, which forced two Chiefs FGs.



GAME #300 FOR #4

Facing his former team in Week 5, K **Phil Dawson** appeared in his 300th career game at San Francisco. Dawson became just the 11th player in NFL history to reach 300+ career games played.

Of the 11 players who have played 300+ games, eight are kickers. Among active players, only K Adam Vinatieri (346) has appeared in more games than Dawson.

NFL History – 300+ Career Games Played

Rnk	Player (Years)	Games
1	K Morten Anderson (1982-07)	382
2	K Gary Anderson (1982-04)	353
3	K Jeff Feagles (1988-09)	352
4	K Adam Vinatieri (1996-18)*	346
5	QB George Blanda (1949-75)	340
6	K Jason Hanson (1992-12)	327
7	K Phil Dawson (1998-18)*	304
8	WR Jerry Rice (1985-04)	303
9t	K John Carney (1988-10)	302
9t	QB Brett Favre (1991-10)	302
11	K John Kasay (1991-10)	301

*Active Player



DAWSON 11TH ON ALL-TIME SCORING LIST

With 119 points in 2017, his first year in Arizona, K **Phil Dawson** moved up five spots on the NFL's all-time scoring list – finishing the year ranked 10th in NFL history with 1,817 points. Dawson closed out the 2017 season by making 22 of 24 FGs over the final nine games – scoring 78 total points during that span. That included 11 FGs of 40+ yards and three of 50+ yards.

NFL's All-Time Scoring Leaders (Career) Points

Rnk	Player	Points	Points to Pass
1	Adam Vinatieri*	2,553	711
2	Morten Andersen#	2,544	702
3	Gary Anderson	2,434	592
4	Jason Hanson	2,150	308
5	John Carney	2,062	220
6	Matt Stover	2,004	162
7	George Blanda#	2,002	160
8	Jason Elam	1,983	141
9	John Kasay	1,970	128
10	Sebastian Janikowski*	1,856	14
11	Phil Dawson*	1,843	-

#Hall of Fame Inductee *Active Player



Dawson's 23-yard FG in Week 4 against the Seahawks moved him into sole possession of eighth place for the most FGs made in NFL history. On that same day, Adam Vinatieri made two FGs to claim the NFL's all-time record.

NFL's All-Time FGs Made Leaders (Career)

Rnk	Player	FGs	FGs to Pass
1	Adam Vinatieri*	573	134
2	Morten Andersen#	565	126
3	Gary Anderson	538	99
4	Jason Hanson	495	56
5	John Carney	478	39
6	Matt Stover	471	34
7	John Kasay	461	22
8	Phil Dawson*	440	-
9	Jason Elam	436	-
10	Sebastian Janikowski*	424	-

#Hall of Fame Inductee *Active Player

Dawson's 32 FGs for the Cardinals in 2017 were the second-highest single-season total in franchise history.

Franchise Record – Field Goals (Season)

Rnk	Player (Year)	FGs
1	Neil Rackers (2005)	40
2	Phil Dawson (2017)	32
3t	Jay Feely (2013)	30
3t	Greg Davis (1995)	30
5	Chandler Catanzaro (2014)	29

PHIL FROM 50+

K **Phil Dawson** made four FGs of 50+ yards in 2017, including three in the final six games of the season.

Dawson has connected on 42 of his 60 attempts from 50+ yards (70.0%); only three players in NFL history have made more.

Most FGs of 50+ Yards – NFL History

Rnk	Player (Seasons)	50+
1	Sebastian Janikowski (2000-)*	58
2	Jason Hanson (1992-2012)	52
3	Matt Prater (2007-)*	45
4t	Phil Dawson (1999-)*	42
4t	John Kasay (1991-2011)	42

*Active Player

DAWSON SEALS IT WITH A CAREER KICK

K **Phil Dawson** made all four FG attempts (32, 42, 48 and 57 yards) and his lone PAT in the Cardinals victory over the Jaguars last season. His biggest kick was a 57-yard FG with 0:01 remaining in regulation that gave Arizona the three-point victory.

Dawson entered the contest having played in 289 career games, with 497 career FG attempts. He had never made one as long as his 57-yard game-winner against the Jaguars.


In addition to being the longest FG of his career, Dawson's 57-yarder was the longest game-winning FG in Cardinals history.

It was also the third-longest FG in franchise history overall.

Franchise Record – Longest Field Goals

Rnk	Player	Dist	Opponent
1	Jay Feely	61	10/14/12 vs. Buffalo
2	Chandler Catanzaro	60	9/25/16 at Buffalo
3	Phil Dawson	57	11/26/17 vs. Jacksonville
4	Chandler Catanzaro	56	12/11/16 @ Miami
5t	Jay Feely	55	12/12/10 vs. Denver
5t	Neil Rackers	55	10/24/04 vs. Seattle (2x)
5t	Greg Davis	55	9/17/95 at Detroit
5t	Greg Davis	55	12/19/93 at Seattle

The performance earned Dawson NFC Special Teams Player of the Week honors. The 57-yarder vs. Jacksonville FG was the 19th game-winning kick of Dawson's career and second with Arizona. He had a 30-yard FG in OT to beat the Colts in Week 2 last season.



LEE CONTINUES STELLAR CAREER IN AZ

P **Andy Lee**, who signed just prior to the 2017 season-opener, set a single-season franchise record with a 47.3-yard gross punting average on 88 punts last year.

The performance earned him a two-year contract extension in June that will keep him in Arizona through the 2020 season.

Franchise Record – Gross Punting Average (Season)

Rnk	Player (Season)	Avg.
1	Andy Lee (2017)	47.3
2	Ben Graham (2009)	47.0
3	Dave Zastudil (2012)	46.5
4	Dave Zastudil (2013)	45.7
5	Jerry Norton (1960)	45.6

Lee now owns the single-season franchise record for punting average with both the Cardinals and 49ers (50.9 yards in 2011).

With a 48.2-yard gross punting average in 2018, Lee is ranked second in the NFL and on pace to break his own single-season franchise record.

2018 NFL Leaders – Gross Punting Average

Rnk	Player (Team)	Punts	Gross Avg.
1	Cameron Johnston (Phi)	37	49.6
2	Andy Lee (AZ)	52	48.2
3	Michael Dickson (Sea)	44	48.0
4	Sam Koch (Bal)	38	47.8
5	Brett Kern (Ten)	39	47.3

Lee has punted well for distance and precision this season. He is one of only six NFL punters to have downed five or more punts inside the opponent's 20-yard line in a game this year and he was the league's only punter to average 50.0+ yards per punt in each of the first four games of the season.

2018 NFL Leaders – Games w/ 50.0+ Gross Punting Average

Rnk	Player (Team)	Games
1t	Andy Lee (AZ)	5
2t	Dustin Colquitt (KC)	4
2t	Brett Kern (Ten)	4
2t	Cameron Johnston (Phi)	4

LEE AMONG THE ALL-TIME BEST

Lee has appeared in 226 games with 1,187 punts for 55,173 yards (46.5-yard avg.), a 39.6 net average and 387 punts landed inside the 20-yard line.

He has finished in the top-10 in punting average in 11 of his 14 full NFL seasons.

NFL History – Gross Punting Average (min. 300)

Rnk	Player (Seasons)	Avg.
1	Shane Lechler (2000-17)	47.6
2	Sam Martin* (2013-18)	47.2
3t	Thomas Morstead* (2009-18)	46.9
3t	Johnny Hekker* (2012-18)	46.9
5t	Marquette King* (2012-18)	46.7
5t	Brandon Fields (2007-15)	46.7
7	Andy Lee* (2004-18)	46.5
8	Pat McAfee (2009-16)	46.4
9	Bryan Anger* (2012-18)	46.2
10	Tress Way* (2014-18)	45.9

*Active Player



QUARTERBACKS

Mike Glennon – Has thrown for 4,933 yards, 34 TDs, 20 INTs and an 83.2 passer rating on 467-of-770 passing (60.6%) in 25 career games (22 starts). Spent his first five NFL seasons with Tampa Bay (2013-16) and Chicago (2017) and was named to the All-Rookie team by the PFWA, ProFootballFocus.com and ESPN.com.

Josh Rosen – Became the youngest QB in franchise history to start (21 years, 232 days) and win (21 years, 239 days) a game. Also Became the youngest QB in the Super Bowl era to win a game after leading a double-digit fourth-quarter comeback (21 years, 260 days).

RUNNING BACKS

Derrick Coleman – NFL's first legally deaf offensive player, has served as a lead blocker for three 2,000-yard rushing teams and two individual 1,000-yard rushing seasons in four NFL campaigns. Won Super Bowl XLVIII with Seattle during his second NFL season.

Chase Edmonds – Has 68 yards on 24 carries and 63 yards on 13 receptions in his rookie campaign. Three-time consensus All-American at Fordham where he became the Patriot League all-time leader in rushing yards (5,862 – fifth in NCAA FCS history), all-purpose yards (7,374), rushing TDs (67) and total TDs (74).

David Johnson – Tied with Rams RB Todd Gurley for the NFL's most multi-TD games (13) since entering the league in 2015, and ranks fifth in franchise history with 30 career rushing TDs.

T.J. Logan – Cardinals 2017 fifth-round (179th overall) pick had two receptions (the first of his career) for 14 yards and totaled career highs with three kickoff returns for 89 yards in Week 11 against the Chiefs. Had 4,926 all-purpose yards and 27 TDs in 49 games at North Carolina.

WIDE RECEIVERS

Larry Fitzgerald – His 11 Pro Bowl selections are the most by any player in franchise history and trail only Hall of Fame WR Jerry Rice (13) for the most by a receiver in NFL history. Passed Hall of Fame WR Terrell Owens for the second most receiving yards in NFL history in Week 11 against the Chiefs. Franchise leader in receptions (1,274), receiving yards (15,952), receiving TDs (112), total TDs (112), 100-yard receiving games (47) and consecutive games with a reception (220).

Christian Kirk – Ranks second among all rookie WRs with 33 receptions and 418 receiving yards. Trails only Anquan Boldin (56 in 2003) for the most receptions by a Cardinals rookie through their first nine games. Scottsdale native and Saguaro High School product became the first Arizona-born player to score a TD for the Cardinals since TE Todd Heap (Mesa) on 1/1/12.

J.J. Nelson – Cardinals 2015 fifth-round pick has 78 receptions for 1,396 yards and 10 TDs in 50 games (14 starts), and his 17.9-yards-per-catch average is the NFL's best since 2015 (minimum 60 receptions).

Trent Sherfield – Signed with the Cardinals as a rookie free agent out of Vanderbilt where had 136 receptions for 1,869 yards and nine TDs in 48 games (27 starts).

Chad Williams – Cardinals 2017 third-round pick (98th overall) has 14 receptions for 144 yards and two carries for 33 yards in 14 games (six starts) for the Cardinals. Scored his first-career TD in Week 4.

Kendall Wright – Originally signed with the Cardinals on 10/8 and was inactive for one game prior to being released on 10/18. Six-year NFL veteran who has played in 82 games (45 starts) and has 339 receptions for 3,858 yards and 19 TDs.

TIGHT ENDS

Jermaine Gresham – Two-time Pro Bowl selection (2011-12) has started 112 of 126 games played with 374 receptions for 3,726 receiving yards and 29 TDs. Agreed to a four-year contract before the 2017 season.

John Phillips – Has 55 receptions for 390 yards and five TDs in 113 games (39 starts) with Dallas (2009-12), San Diego (2013-15), Denver (2016), New Orleans (2016-17) and Arizona (2018). Entered the league as the Cowboys sixth-round pick (208th overall) in the 2009 NFL Draft out of Virginia.

Ricky Seals-Jones – Has the fifth most TD receptions (four) among second-year TEs, trailing four 2017 draft picks – Evan Engram (NYG), O.J. Howard (TB), David Njoku (Cle) and George Kittle (SF). Cousin of Pro Football Hall of Fame RB Eric Dickerson.

OFFENSIVE LINE

Oday Aboushi – Has played 35 career games (26 starts) for the Cardinals (2018), Seahawks (2017), Texans (2015-16) and Jets (2013-14) since entering the league as New York's fifth-round pick (141st overall) in 2013.

Mason Cole – Cardinals 2018 third-round pick (97th overall) has started 113 consecutive games since his freshman year of high school. Became the first true freshman in Michigan's storied history to start a season-opener on the offensive line.

Korey Cunningham – Arizona's 2018 seventh-round pick (254th overall) out of Cincinnati. Recruited as a TE, switched to offensive line and played 45 games for the Bearcats, starting 24 straight to end his college career.

Zack Golditch – Entered the league as an undrafted rookie free agent with the Chargers and spent time with the 49ers and Colts before signing with the Cardinals in Week 9. Played 43 games (38 starts) at Colorado State and was a first-team All-Mountain West pick as a senior.

Colby Gossett – Selected by Minnesota in the sixth round (213th overall) of the 2018 NFL Draft out of Appalachian State, where he finished his college career with 46 consecutive starts and earned first-team All-Sun Belt Conference honors as a junior and senior. Signed by the Cardinals off the Vikings practice squad in Week 9.

D.J. Humphries – Arizona's 2015 first-round pick (24th overall) has played every offensive snap at LT this season after missing 11 games due to injury last year.

Mike Iupati – Pro Bowl alternate in 2016 and earned four-consecutive Pro Bowl invites from 2012-15 before missing 15 games last season. Signed a five-year contract with Arizona before the 2015 season.

Daniel Munyer – Entered the NFL as a rookie free agent with the Chiefs in 2015 and bounced between Kansas City's active roster and practice squad before joining Arizona in 2016. Made his Cardinals debut last year against Dallas, and has played offense, defense and special teams this season.

Andre Smith – Joined the Cardinals on a two-year deal after nine seasons with the Bengals (2009-15, '17) and Vikings (2016). Part of six playoff teams and three AFC North division titles with Cincinnati.

Jeremy Vujnovich – Started all 16 games at LG for the Colts last season and appeared in two games for Indianapolis in 2016 after entering the NFL as a rookie free agent with Green Bay out of Louisiana College in 2014. Made his first start for the Cardinals at LG in Week 11.

DEFENSIVE LINE

Markus Golden – Cardinals third-round pick (58th overall) out of Missouri in 2015, tied for third in the NFL with a team-leading 12.5 sacks in 2016. Returned from a season-ending knee injury in Week 3 and recorded his first full sack in 666 days (1 year, 9 months and 28 days) in Week 8 against the 49ers.

Rodney Gunter – Fourth-round pick out of Delaware State has 96 tackles (58 solo), 5.0 sacks, one fumble recovery, a forced fumble and a blocked FG in 57 games (19 starts) during his NFL career.

Chandler Jones – Two-time Pro Bowl selection (2015, '17) has 36.5 sacks since joining the Cardinals in 2016, the most by any NFL player during that span. Led the NFL with a single-season franchise-record 17.0 sacks last year.

Benson Mayowa – Idaho product entered the league as a rookie free agent with the Seahawks in 2013 and has played 66 games (14 starts) with Seattle (2013), Oakland (2014-15), Dallas (2016-17) and Arizona (2018). Had seven tackles and 2.0 sacks – both career highs – in Week 2 against the Rams.

Zach Moore – New England's 2014 sixth-round pick out of Concordia-St. Paul has 12 tackles, 2.5 sacks, one fumble recovery and one forced fumble in 19 career games (one start). Joined the Cardinals from Carolina, where he spent the 2017 season.

Robert Nkemdiche – Cardinals 2016 first-round pick (29th overall) has 25 tackles, seven tackles for loss, 2.0 sacks, three QB pressures and five QB hits in seven games (six starts) this season.

Corey Peters – Signed a three-year extension to remain with the Cardinals through the 2020 season. Has 257 tackles, 14.0 sacks and one INT in 106 games (89 starts) for the Cardinals (2015-17) and Falcons (2010-14).

Olsen Pierre – Entered the NFL as a rookie free agent with the Bears in 2015, made the Cardinals 53-man roster out of training camp in 2016 and had 32 tackles and 5.5 sacks in 14 games last season.

LINEBACKERS

Deone Bucannon – Cardinals 2014 first-round pick (27th overall), has 410 tackles, 6.0 sacks, two INTs (one returned for a TD), 14 passes defended, four fumble recoveries and seven forced fumbles in 66 career games (53 starts).

Josh Byner – Seven-year veteran signed a three-year deal with Arizona after entering the league as a rookie free agent with the Ravens. Has played 87 games for Arizona (2017-18), Detroit (2014-16) and Baltimore (2011-13).

Dennis Gardeck – Has played a team-high 201 snaps on special teams. Signed as a rookie free agent after posting 345 tackles, 57.5 for loss, 32 sacks, nine forced fumbles, two fumble recoveries and one INT at West Virginia State (2014-16) and Sioux Falls (2017).

Gerald Hodges – Five-year NFL veteran who has played 74 games with Arizona (2018), New Orleans (2017), San Francisco (2015-16) and Minnesota (2013-15) after entering the league as the Vikings fourth-round pick in 2013.

Haason Reddick – Cardinals 2017 first-round pick (13th overall) has 77 tackles, 4.5 sacks, five passes defended, three forced fumbles and six special teams tackles in 25 games (eight starts). Had a strip-sack that was returned for a TD in Week 5 against the 49ers.

Zeke Turner – Has an NFL-leading nine special teams tackles, according to league statistics. Signed with Arizona as a rookie free agent out of Washington where he collected 100 tackles, 3.5 tackles for loss, two INTs, a forced fumble and four passes defended in 38 games.

Joe Walker – Had 10 tackles on defense and three on special teams in 12 games (three starts) for the Super Bowl champion Eagles last year. Entered the NFL as Philadelphia's seventh-round pick in 2016 out of Oregon.

DEFENSIVE BACKS

Budda Baker – Arizona's 2017 second-round pick (36th overall) has totaled 10+ tackles in four games this season and leads all NFL DBs with 74 tackles in 2018. Earned Pro Bowl and first-team All-Pro honors as a special teamer last season.

Bené Benwikere – Notched his first INT as a Cardinal in Week 5 against the 49ers. Has played 48 games (20 starts) for Carolina (2014-16), Dallas (2017) and Arizona (2018) after entering the league as the Panthers 2014 fifth-round pick. Cardinals Head Coach Steve Wilks was his position coach in Carolina.

Antoine Bethea – Three-time (2007, '09, '14) Pro Bowler and 13th-year NFL veteran has appeared in 186 regular season games (177 starts) and started all 13 postseason contests he has played. Had a career-high five INTs in 2017.

Tre Boston – Tied for the NFL's third most INTs since the start of the 2017 season with eight. Re-joined Cardinals Head Coach Steve Wilks in Arizona after starting his NFL career with Wilks in Carolina.

Rudy Ford – Cardinals 2017 sixth-round pick (208th overall) has 12 special teams tackles in 18 career games. Had 275 tackles, 1.5 sacks, 11.5 tackles for loss and five INTs in 52 games (34 starts) at Auburn.

Patrick Peterson – Fifth overall pick in 2011 joined HOF RBs Jim Brown and Barry Sanders as only players with seven Pro Bowls before age 28. Has allowed the fourth fewest receptions (19) and the fifth lowest passer rating (62.3) among NFL CBs with at least 500 snaps in 2018, according to Pro Football Focus.

Jamar Taylor – Has 210 tackles, three INTs and 30 passes defended in 73 games (41 starts) since entering the NFL as Miami's 2013 second-round pick (54th overall). Traded to the Browns as part of a draft-day trade in 2016 and dealt to the Cardinals in exchange for a 2020 sixth-round pick.

Brandon Williams – Cardinals 2016 third-round pick has 23 tackles, four passes defended and nine special teams tackles in 38 games. Appeared on special teams in all 16 games during the 2017 season.

SPECIALISTS

Aaron Brewer – Has played 94 regular season games and eight postseason contests for the Cardinals (2016-17) and Broncos (2012-15). Signed a four-year contract with Arizona in March.

Phil Dawson – 20-year NFL veteran ranks 11th on the league's all-time scoring list with 1,843 points and eighth in league history with 440 career FGs. Tied his career high with 32 FGs (second most in franchise history) during his first season with the Cardinals.

Andy Lee – Three-time Pro Bowl (2007, 2009 and 2011) and four-time All-Pro (2007, 2009, 2011 and 2012) selection ranks seventh in NFL history in career punting average (46.5). Ranks second in the NFL and on pace to break his own single-season franchise record for gross punting average (47.3 in 2017) with a 48.2-yard mark this season.

CARDINALS 2018 TRANSACTIONS

NOVEMBER

- Tue., Nov. 13** Placed OL Justin Pugh (knee) on injured reserve and released S Eddie Pleasant. Released WR Montay Crockett from the practice squad
- Wed., Nov. 7** Signed WR Montay Crockett to the practice squad and released OL Kyle Friend from the practice squad
- Mon., Nov. 5** Re-signed WR Kendall Wright and signed OL Zack Golditch from Indianapolis' practice squad
- Sat., Nov. 3** Released QB Sam Bradford and placed OL John Wetzell (neck) on injured reserve

OCTOBER

- Wed., Oct. 31** Signed TE Gabe Holmes and DT Vincent Valentine to the practice squad and released DT Pasoni Tasini and TE Andrew Vollert from the practice squad
- Tue., Oct. 30** Signed OL Colby Gossett from Minnesota's practice squad and TE John Phillips. Released OL Blaine Clausell and TE Gabe Holmes. Re-signed DE Vontarius Dora and OL Kyle Friend to the practice squad and released DE Ufomba Kamalu and K Matt McCrane from the practice squad.
- Fri., Oct. 26** Signed K Matt McCrane to the practice squad and released OL Kyle Friend from the practice squad
- Tue., Oct. 23** Signed OL Oday Aboushi and released DE Ifeadi Odenigbo. Re-signed CB Deatrick Nichols to the practice squad
- Mon., Oct. 22** Signed S Eddie Pleasant and released CB Deatrick Nichols
- Fri., Oct. 19** Offensive coordinator Mike McCoy relieved of his duties. Quarterbacks coach Byron Leftwich promoted to offensive coordinator
- Thu., Oct. 18** Elevated CB Deatrick Nichols to the active roster from the practice squad and released WR Kendall Wright
- Tue., Oct. 16** Signed OL Kyle Friend to the practice squad and released OL Will House from the practice squad
- Mon., Oct. 15** Signed RB Brandon Wilds and OL Coleman Shelton to the practice squad and released WR Bernard Reedy and RB Jalen Simmons from the practice squad
- Wed., Oct. 10** Re-signed CB Deatrick Nichols to the practice squad
- Mon., Oct. 8** Signed WR Kendall Wright and released CB Deatrick Nichols
- Tue., Oct. 2** Signed WR Bernard Reedy and S Darian Thompson to the practice squad and released S Demetrious Cox and LB Nigel Harris from the practice squad

SEPTEMBER

- Tue., Sep. 25** Signed DE Ufomba Kamalu to the practice squad and released DE Alec James from the practice squad
- Mon., Sep. 24** Awarded waiver claim on DE Ifeadi Odenigbo and released DE Jacques Smith
- Wed., Sep. 19** Signed LB Joe Walker from Philadelphia's practice squad and signed RB Jalen Simmons to the practice squad
- Tue., Sep. 18** Released DT Garrison Smith, signed LB Nigel Harris to the practice squad and released LB B.J. Bello from the practice squad
- Sat., Sep. 8** Signed RB David Johnson to a contract extension through the 2021 season
- Mon, Sep. 3** Signed LB B.J. Bello, S Demetrious Cox and CB Chris Jones to the practice squad

- Sun., Sep. 2** Awarded waiver claims on OL Blaine Clausell (Carolina), DT Garrison Smith (Atlanta) and OL Jeremy Vujnovich (Indianapolis). Signed DE Zach Moore, waived/injured DE Vontarius Dora and S A.J. Howard, and released OL Evan Boehm and OL Will Holden. Re-signed OL Will House, DE Alec James, QB Charles Kanoff, RB Elijah Penny, DT Pasoni Tasini, WR Jalen Tolliver and TE Andrew Vollert to the practice squad.

- Sat., Sep. 1** Released WR Carlton Agudosi, OL Josh Allen, DT Siupeli Anau, RB Sherman Badie, TE Alec Bloom, WR Brice Butler, CB Chris Campbell, DE Cap Capi, S Travell Dixon, WR C.J. Duncan, OL Will House, DE Alec James, QB Charles Kanoff, WR Greg Little, K Matt McCrane, LB Airius Moore, CB Jonathan Moxey, DT Owen Obasuyi, LB Matthew Oplinger, OL Winston Painter, FB Elijah Penny, OL Greg Pyke, LB Edmond Robinson, CB Tim Scott, DT Pasoni Tasini, CB Tavierre Thomas, WR Jalen Tolliver, DT Tani Tupou, RB Darius Victor, TE Andrew Vollert, OL Brant Weiss, TE Bryce Williams, DT Nigel Williams, WR Corey Willis, LB Scooby Wright III. Activated LB Markus Golden (knee) and TE Jermaine Gresham (achilles) from PUP, placed DE Arthur Moats (knee) on injured reserve and reached an injury settlement with S Harlan Miller (knee)

AUGUST

- Tue., Aug. 28** Placed RB D.J. Foster (knee) on injured reserve and re-signed RB Darius Victor
- Fri., Aug. 24** Signed C A.Q. Shipley to a one-year contract extension
- Wed., Aug. 22** Signed DT Tani Tupou and DT Nigel Williams and released TE Chris Bazile and WR Austin Wolf
- Wed., Aug. 15** Re-signed S Harlan Miller and waived/injured CB Lou Young III (hamstring)
- Tue., Aug. 14** Signed WR Austin Wolf and released WR Rashad Ross
- Mon., Aug. 13** Signed LB Gerald Hodges to a one-year contract and waived/injured LB Jeremy Cash
- Fri., Aug. 10** Signed CB Tim Scott
- Tue., Aug. 7** Placed C A.Q. Shipley (knee) on injured reserve
- Thu., Aug. 2** Signed DE Cap Capi and waived/injured DE Bryson Albright

JULY

- Fri., July 27** Signed S Tre Boston and released DE Mubarak Djeri
- Thu., July 26** Signed DE Arthur Moats and DE Jacques Smith and waived/injured DE Praise Martin-Oguike
- Mon., July 23** Signed TE Chris Bazile and waived/non-football injury TE Beau Sandland. Placed CB Chris Campbell (ankle), DE Markus Golden (knee) and TE Jermaine Gresham (achilles) on active/PUP

JUNE

- Fri., June 15** Signed WR Greg Little and released LB Frank Ginda and WR Cobi Hamilton
- Thu., June 14** Signed P Andy Lee to a two-year contract extension
- Mon., June 11** Signed S Travell Dixon and waived/injured S Jonathan Owens (knee)
- Fri., June 1** Signed RB Sherman Badie and waived/left squad FB Austin Ramesh

MAY

- Thu., May 31** Signed OL Mason Cole (3rd round) to a four-year contract

CARDINALS 2018 TRANSACTIONS

Thu., May 24 Signed WR Christian Kirk (2nd round) to a four-year contract

Mon., May 21 Released CB Marcus Williams

Sat., May 19 Agreed to a trade to acquire CB Jamar Taylor from the Cleveland Browns for a sixth-round pick in the 2020 NFL Draft

Mon., May 14 Signed DT Siupeli Anau, WR C.J. Duncan, LB Airius Moore and OL Greg Pyke. Released CB Elijah Battle, LB Mike Needham, OL Austin Olsen and WR Jonah Trinnaman

Fri., May 11 Signed RB Chase Edmonds (4th round), CB Chris Campbell (6th round) and OL Korey Cunningham (7th round) to four-year contracts

Thu., May 10 Signed FB Derrick Coleman to a one-year contract and released RB Bronson Hill. Signed QB Josh Rosen (1st round) to a four-year contract with a team option for a fifth

Wed., May 9 Released DT Peli Anau and S Harlan Miller

Mon., May 7 Released QB Brandon Doughty and QB Alek Torgersen

Tue., May 1 Released CB Jarell Carter, CB C.J. Goodwin, RB Darius Victor and LS Drew Williams. Waived/injured LB Gabe Martin (Achilles)

APRIL

Mon., Apr. 30 Agreed to terms with 24 rookie free agents: CB Elijah Battle, TE Alec Bloom, LB Dennis Gardeck, LB Frank Ginda, OL Will House, S A.J. Howard, DE Alec James, QB Chad Kanoff, K Matt McCrane, LB Mike Needham, CB Deatrick Nichols, DE Owen Obasuyi, OL Austin Olsen, LB Matthew Oplinger, S Jonathan Owens, FB Austin Ramesh, WR Trent Sherfield, CB Tavierre Thomas, WR Jalen Tolliver, WR Jonah Trinnaman, S Zeke Turner, TE Andrew Vollert, OL Brant Weiss, WR Corey Willis

Mon., Apr. 23 Signed DE Benson Mayowa to a one-year contract

Thu., Apr. 19 Signed CB Marcus Williams to a one-year contract

Mon., Apr. 16 Signed TE Beau Sandland to a one-year contract

Thu., Apr. 12 Released OL Max Tuerk

Wed., Apr. 11 Signed TE Bryce Williams to a one-year contract

Thu., Apr. 5 Awarded QB Brandon Doughty (Miami) and QB Alek Torgersen (Detroit) off of waivers

Tue., Apr. 3 CB C.J. Goodwin, RB Elijahhaa Penny, DL Olsen Pierre and OL John Wetzel signed one-year contracts

Mon., Apr. 2 Signed WR Brice Butler to a two-year contract

MARCH

Wed., Mar. 28 Signed DL Mubarak Djeri to a one-year contract

Fri., Mar. 23 Signed CB Bene Benwikere to a one-year contract and traded T Jared Veldheer to the Broncos for a sixth-round pick (#182) in the 2018 NFL Draft

Thu., Mar. 22 Re-signed C Daniel Munyer to a one-year contract and awarded WR Cobi Hamilton (Houston) off of waivers

Sat., Mar. 17 Signed OL Justin Pugh to a five-year contract

Fri., Mar. 16 Signed QB Sam Bradford to a three-year contract, OL Andre Smith to a two-year contract, QB Mike Glennon to a two-year contract, LB Josh Byner to a three-year contract and OL Winston Painter to a one-year contract. Awarded LB Jeremy Cash (Cleveland) off of waivers and released DL Josh Mauro

Wed., Mar. 14 Released S Tyrann Mathieu

Tue., Mar. 13 Extended a tender offer to restricted free agent DL Xavier Williams and released RB Adrian Peterson

Fri., Mar. 9 Extended tender offers to exclusive rights free agents CB C.J. Goodwin, RB Elijahhaa Penny, DL Olsen Pierre and OL John Wetzel

Wed., Mar. 7 Re-signed LS Aaron Brewer to a four-year contract

FEBRUARY

Wed., Feb. 14 Hired assistant coaches Chris Achuff (assistant defensive line), Ray Brown, (offensive line), Alonso Escalante (defensive quality control), Charlie Harbison (assistant defensive backs), Don Johnson (senior assistant/defensive line), Randall McCray (assistant special teams), David Merritt, Sr. (defensive backs), Jason Michael (tight ends), Troy Rothenbuhler (offensive quality control), Cameron Turner (offensive assistant) and Kirby Wilson (running backs). Terry Allen (Bill Bidwill Fellowship/RB's), Larry Foote (linebackers), Kevin Garver (wide receivers), Steve Heiden (assistant offensive line), Byron Leftwich (quarterbacks) and Buddy Morris (strength and conditioning) all return to the coaching staff.

Mon., Feb. 12 Signed GM Steve Keim to an extension that keeps him under contract through 2022. Signed CB Lou Young III to a one-year contract

JANUARY

Fri., Jan. 26 Hired Al Holcomb (defensive coordinator), Mike McCoy (offensive coordinator) and Jeff Rodgers (special teams coordinator)

Mon., Jan. 22 Hired Steve Wilks as head coach. Agreed to terms on a four-year contract with a team option for a fifth year

Fri., Jan. 19 Signed LB Praise Martin-Oguke to a future contract for the 2018 season

Tue., Jan. 2 QB Carson Palmer announced his retirement. Re-signed WR Carlton Agudosi, DL Peli Anau, CB Jarell Carter, LB Vontarius Dora, CB Jonathan Moxey, WR Rashad Ross, DL Pasoni Tasini and RB Darius Victor to future contracts for the 2018 season and signed OL Josh Allen and LS Drew Williams to future contracts for 2018.

Mon., Jan. 1 Head coach Bruce Arians announced his retirement

CARDINALS 2018 GAME SUMMARIES

GAME 1 // REDSKINS 24, CARDINALS 6 // SEPTEMBER 9, 2018 // STATE FARM STADIUM (61,613)

In week 1 of the regular season, Washington came to AZ and spoiled the Cardinals first game in recently renamed State Farm Stadium as well as the debut of first-year head coach Steve Wilks. Behind new QB Alex Smith and running backs Adrian Peterson and Chris Thompson, Washington's offense hummed while Arizona's had difficulty establishing a rhythm. It all added up to a 24-6 season opening home loss for the Cardinals.

In the late first quarter and into the second, the Redskins offense launched three consecutive lengthy TD drives (80, 73, and 92 yards) to take a 21-0 halftime lead. Those drives helped Washington achieve a 22:57 to 7:03 time of possession advantage in the in a first half that saw Arizona's offense possess it just three times and run only 14 plays. On the opening play of the 2nd quarter, Thompson caught a 13-yard pass from Smith that capped an 11-play, 80-yard drive that made it 7-0. Their next series saw them go 73 yards in 15 plays and ended with Peterson's 1-yard TD run that made it 14-0. With 0:08 remaining before intermission, Washington faced a 3rd-n-goal from the AZ 4 when Smith hit TE Jordan Reed with a TD pass that made it 21-0.

Neither team scored in the third quarter but early in the fourth, Dustin Hopkins' 31-yard FG made it 24-0. The next drive was Arizona's most efficient of the afternoon; on it, new Cards QB Sam Bradford was 8 for 8 passing for 42 yards and rookie RB Chase Edmonds added 20 yards on 3 carries. It ended when David Johnson ran it in from 2 yards out. It was the 34th TD in 34 games for Johnson who saw his first action since suffering a season-ending wrist injury in the 2017 opener. About 20 hours earlier the talented Johnson signed an extension that keeps him under contract with the Cardinals thru the end of the 2021 season.

Starting season #15 with the Cardinals, WR Larry Fitzgerald led all receivers with 7 catches for 76 yards. He also extended his streak of games with a reception to 212 games, #2 in NFL history behind only Jerry Rice (274). Another 15th year player out of Pitt also had an exceptional day for the Cardinals: punter Andy Lee repeatedly helped the Cardinals flip the field on Washington and averaged 52.6 yards (46.2 net) on his 5 punts, three of which landed inside the 20.

	1	2	3	4	OT	FINAL	FIELD GOAL BREAKDOWN
REDSKINS	0	21	0	3	--	24	D. Hopkins (31)
CARDINALS	0	0	0	6	--	6	--

TEAM	QTR.	TIME	SCORING PLAY	DRIVE	SCORE
Redskins	2	14:54	Thompson 13-yard pass from Smith (Hopkins kick)	11-80, 5:53	7-0
Redskins	2	4:10	Peterson 1-yard run (Hopkins kick)	15-73, 9:06	14-0
Redskins	2	0:08	Reed 4-yard pass from Smith (Hopkins kick)	10-92, 3:11	21-0
Redskins	4	12:13	Hopkins 31-yard FG	10-63, 4:42	24-0
Cardinals	4	5:47	Johnson 2-yard run (pass failed)	13-75, 6:26	24-6

STATISTICS

	WAS	AZ
First Downs	30	14
3rd Down Eff. (Pct)	6-13 (46)	1-8 (13)
Total Plays	75	51
Avg. Gain	5.7	4.2
Rushes-Yards	42-182	15-68
Net Passing Yards	247	145
Total Net Yards	429	213
Passing (A-C-I)	30-21-0	34-20-1
Sacked by Opp.	3-8	2-8
Punts-Average	4-46.5	5-52.6
Fumbles-Lost	3-1	1-1
Penalties	9-63	9-67
Time of Possession	38:08	21:52

Weather: Indoors

RUSHING

Redskin: Peterson 26-96, TD; Thompson 5-65; A. Smith 8-14; Kelley 3-7.

CARDS: D. Johnson 9-37, TD; Edmonds 4-24; Bradford 2-7.

PASSING

Redskins: Smith 21-30, 255 yds, 2 TD, 0 INT.

CARDS: Bradford 20-34, 153 yds, 0 TD, 1 INT.

RECEIVING

Redskins: Thompson 6-63, TD; Reed 4-48, TD; Richardson 4-22; Crowder 3-32; Peterson 2-70; Doctson 1-11; Davis 1-9.

CARDS: Fitzgerald 7-76; D. Johnson 5-30; Edmonds 4-24; Seals-Jones 3-19; Kirk 1-4.

INTERCEPTIONS

Redskins: Dunbar 1-(-3).

CARDS: None.

GAME 2 // CARDINALS 0, RAMS 34 // SEPTEMBER 16, 2018 // LOS ANGELES MEMORIAL COLISEUM (66,515)

In their first divisional match-up of the season, the Cards traveled to Los Angeles to take on the Rams at the Coliseum. On this day, it would be all LA qw the hosts excelled in all three phases to drop the Cards to 0-2. After a scoreless opening quarter, the Rams scored 34 unanswered en route to a decisive victory that improved their mark to 2-0. RB Todd Gurley ran for 3 TDs while QB Jared Goff was 24-32 for 354 yards passing. WR Brandin Cooks led the way with 7 catches for 159 receiving yards. Defensively the Rams allowed just 5 first downs and 137 total yards while keeping the Cardinals off the scoreboard.

In the first quarter, the Cardinals defense did an excellent job containing Gurley who rushed six times for minus-1 yard. However, Goff completed 8 of 9 passes for 100 yards to 4 different receivers and by the second play of the 2nd quarter, the Rams had advanced to the AZ11. On 2nd-n-1 from there Gurley took a handoff from Goff, bounced right, and outraced the Cardinals defenders to the pylon. Because veteran kicker Greg Zuerlein injured his groin in pre-game warm-ups, LA went for 2 and converted on a Gurley run that made it 8-0. After a Cards 3-n-out, the Rams moved 52 yards in 10 plays and faced a 3rd-n-goal from the 2. Goff had WR Cooper Kupp open in the end zone but DE Chandler Jones alertly got his hand up and knocked the pass down. Punter Johnny Hekker then came on to attempt his first career FG and knocked it thru to make it 11-0. Late in the 2nd quarter, AZ punted it back to the Rams and returner JoJo Natson took it 60 yards to the AZ32. On the last play of the opening half, Gurley punched it on 4th-n-goal from the 1; his run on the subsequent 2-point conversion made it 19-0 at intermission.

Up 19-0, the Rams opened the 2nd half with a 57-yard completion from Goff to Cooks down the deep middle on their first play from scrimmage which took it to the AZ 22. Three plays later on 3rd-n-9 from the 21, Goff was flushed out of the pocket and rolled to his right but his pass attempt was intercepted by CB Patrick Peterson at the 2 to halt the threat. It was the 22nd career INT for the all-pro Peterson, moving him into 8th in team history. AZ would pick up one first down before being forced to punt, after which the Rams would take over at their own 44. Five plays and 56 yards later, Gurley scored his 3rd TD of the day on a 1-yard run and Goff's pass to RB Malcom Brown on the 2-point try made it 27-0 with 3:39 remaining in the 3rd quarter. A Goff TD pass to TE Tyler Higbee with 3:17 remaining in the game provided the contest's final points.

	1	2	3	4	OT	FINAL	FIELD GOAL BREAKDOWN
CARDINALS	0	0	0	0	--	0	--
RAMS	0	19	8	7	--	34	J. Hekker (20)

TEAM	QTR.	TIME	SCORING PLAY	DRIVE	SCORE
Rams	2	14:29	Gurley 11-yard run (Gurley run)	4-59, 1:19	0-8
Rams	2	8:07	Hekker 20-yard FG	11-52, 4:45	0-11
Rams	2	0:00	Gurley 1-yard run (Gurley run)	8-32, 4:18	0-19
Rams	3	3:39	Gurley 2-yard run (Goff-Brown pass)	5-56, 2:10	0-27
Rams	4	3:17	Higbee 3-yard pass from Goff (Hekker kick)	7-25, 3:45	0-34

STATISTICS

	AZ	LAR
First Downs	5	24
3rd Down Eff. (Pct)	3-12 (25)	8-15 (53)
Total Plays	43	67
Avg. Gain	3.2	6.4
Rushes-Yards	15-54	33-90
Net Passing Yards	83	342
Total Net Yards	137	432
Passing (A-C-I)	27-17-1	2-24-1
Sacked by Opp.	1-7	2-12
Punts-Average	8-50.4	2-51.0
Fumbles-Lost	0-0	0-0
Penalties	9-47	5-49
Time of Possession	25:52	34:08

Weather: Sunny and warm, 86 degrees, humidity 35%, wind SW 2 mph.

RUSHING

CARDS: D. Johnson 13-48; Edmonds 1-5; Coleman 1-1.

Rams: Brown 12-46; Gurley 19-42, 3 TD; Goff 2-2.

PASSING

CARDS: Bradford 17-27, 90 yds, 0 TD, 1 INT.

Rams: Goff 24-32, 354 yds, 1 TD, 1 INT.

RECEIVING

CARDS: Edmonds 5-15; Cirk 4-27; Seals-Jones 4-17; Fitzgerald 3-28; D. Johnson 1-3.

Rams: Cooks 7-159; Woods 6-81; Kupp 6-63; Gurley 3-31; Everett 1-17; Higbee 1-3, TD.

INTERCEPTIONS

CARDS: Peterson 1-0.

Rams: Shields 1-22.

CARDINALS 2018 GAME SUMMARIES

GAME 3 // BEARS 16, CARDINALS 14 // SEPTEMBER 23, 2018 // STATE FARM STADIUM (62,163)

The Bears (1-1) and Cardinals (0-2) met in week 3 at State Farm Stadium. Against a stout Chicago defense that had allowed just 6 total points in quarters 1-3 of their opening two games combined, the Cards jumped out to an early 14-0 lead after a pair of Sam Bradford TD passes. However the Bears chipped away and after a TD and three Cody Parkey FGs, they claimed their first lead of the day with 4:31 remaining. At that point, head coach Steve Wilks inserted rookie QB Josh Rosen in place of Bradford in hopes of creating a spark for a Cards offense that was held scoreless over the final three quarters. While it reached Chicago territory, the Rosen-led offense was not able to produce the points needed to pull it out.

As mentioned the game began in promising fashion for the Cards. On the game's 3rd play from scrimmage, AZ faced a 3rd-n-4 at its own 31. RB David Johnson picked up an A gap blitz allowing Bradford to find rookie WR Christian Kirk for a 30-yard completion to the CHI39 for the offense's biggest gain of the young season. Two snaps later, Bradford found TE Ricky Seals-Jones wide open across the field and their 35-yard TD connection put the Cards up 7-0. The Bears next drive saw them quickly move into AZ territory; but on 3rd-n-6 from the AZ13, DBs Budda Baker and Bene Benwikere came on a blitz and combined to drop Mitchell Trubisky for a 15-yard loss. The sack pushed the Bears back to the AZ28, forcing a 46-yard Parkey FG try that he missed wide right. Late in the 1st, the Bears faced a 3rd-n-7 at their own 27 when DT Robert Nkemdiche forced a Trubisky fumble that fellow DT Corey Peters recovered at the CHI21. On next play, Bradford lofted a 21-yard pass into the arms of RB David Johnson for a TD and 14-0 Cardinals lead. With a minute to go in the first half, AZ took over at the CHI24 after DE Chandler Jones tipped a Trubisky pass at the line and S Tre Boston made a diving INT. The Cards, however, came away pointless as a Khalil Mack sack of Bradford pushed them out of FG range.

Early in the 3rd, Bradford's deep pass to WR JJ Nelson was INT'd by S Eddie Jackson at the CHI33. From there, the Bears moved 67 yards in 9 plays - the biggest of which was a 39-yard completion to Allen Robinson - and Jordan Howard's 1-yard run made it 14-10 with 6:16 left in the 3rd. The next AZ drive ended when Bradford's pass intended for WR Chad Williams was picked off by DB Sherrick McMain and set the Chicago offense up at the AZ44. Parkey's 41-yard FG narrowed the deficit to 1 at 14-13. AZ seemed poised to add to its lead on the ensuing drive when Bradford hit Kirk down the left sideline with a 32-yard gain to the CHI23. On 2nd-n-8 from the 21, Bradford scrambled up the middle but was hit by Mack forcing a fumble that LB Danny Trevathan recovered at the 16. Chicago then moved 59 yards in 13 plays and Parkey's 43-yard FG put Chicago up 16-14. After that, Rosen entered the game. He moved AZ to the CHI42 but a 3-yard loss on 3rd down led to a 4th-n-5 at the CHI45 with 1:16 left. CB Bryce Callahan's INT effectively snuffed out Arizona's last best hope.

	1	2	3	4	OT	FINAL	FIELD GOAL BREAKDOWN
BEARS	0	3	10	3	--	16	C. Parkey 46WR (20) (41) (43)
CARDINALS	14	0	0	0	--	14	--

TEAM	QTR.	TIME	SCORING PLAY	DRIVE	SCORE
CARDS	1	12:12	Seals-Jones 35-yard pass from Bradford (Dawson kick)	5-75-2:48	0-7
CARDS	1	1:40	Johnson 21-yard pass from Bradford (Dawson kick)	1-21, 0:06	0-14
Bears	2	1:54	Parkey 20-yard FG	11-71, 5:27	3-14
Bears	3	6:16	Howard 1-yard run (Parkey kick)	9-67, 4:30	10-14
Bears	3	0:44	Parkey 41-yard FG	7-21, 2:54	13-14
Bears	4	4:31	Parkey 43-yard FG	13-59, 6:52	16-14

STATISTICS

	CHI	AZ
First Downs	21	13
3rd Down Eff. (Pct)	5-14 (36)	3-10 (30)
Total Plays	69	48
Avg. Gain	4.6	4.6
Rushes-Yards	31-122	18-53
Net Passing Yards	194	168
Total Net Yards	316	221
Passing (A-C-I)	35-24-1	26-17-3
Sacked by Opp.	3-26	4-25
Punts-Average	3-52.7	4-50.8
Fumbles-Lost	1-1	2-1
Penalties	7-45	6-43
Time of Possession	36:21	23:39

Weather: Indoors

RUSHING

Bears: Howard 24-61, TD; Cohen 5-53; Trubisky 2-8.
CARDS: D.Johnson 12-31; Rosen 1-12; Edmonds 5-10.

PASSING

Bears: Trubisky 24-35, 220 yds, 0 TD, 1 INT.
CARDS: Bradford 13-19, 157 yds, 2 TD, 2 INT;
Rosen 4-7, 36 yds, 0 TD, 1 INT.

RECEIVING

Bears: Gabriel 6-34; Burton 4-55; Miller 4-35; Robinson 3-50; Cohen 3-15; Howard 2-20; Cunningham 1-9; Bellamy 1-2.
CARDS: Kirk 7-90; D.Johnson 4-30, TD; Fitzgerald 2-9; Seals-Jones 1-35; Coleman 1-12; Gresham 1-9; C.Williams 1-8.

INTERCEPTIONS

Bears: Jackson 1-0; McManis 1-0; Callahan 1-0.
CARDS: Boston 1-0.

GAME 4 // SEAHAWKS 20, CARDINALS 17 // SEPTEMBER 30, 2018 // STATE FARM STADIUM (61,845)

In week 4 at State Farm Stadium, the big story entering the game was rookie QB Josh Rosen. The team's 1st round pick and 10th overall selection, Rosen - at 21 years, 232 days old - became the youngest player in Cards history to start at QB. Twice in the game the Cardinals found themselves trailing the Seahawks and twice Rosen led them back. That included in the fourth quarter when Seattle led 17-10 before the rookie led a 5-play, 80-yard drive that Rosen capped with his 1st career TD pass to tie the game midway through the quarter. Later in the 4th, he marched the Cards into Seattle territory to set-up a go-ahead FG try but Phil Dawson's 45-yarder was wide right with 1:50 left. That was enough time for Seattle to get into position for Sebastian Janikowski's 52-yard boot as time expired that won the game for the Seahawks and dropped AZ to 0-4 in heart-breaking fashion.

After the teams traded punts to open the game, Seattle advanced to the AZ20 in 5 plays. From there, RB Mike Davis took a handoff and bounced outside before racing down the right sideline to give the Seahawks a 7-0 lead. On the next play from scrimmage, Cards RB David Johnson fumbled and Seattle recovered at the Cards 26. Suddenly staring down the barrel of an early double-digit deficit, the AZ defense stiffened and held the Seahawks to a 38-yard FG try that Janikowski pushed right. The Cards offense answered by driving into Seattle territory and appeared to tie the game on a 22-yard Rosen TD pass to WR Chad Williams. However, a replay review overturned it, saying that Williams did not get his 2nd foot down. That instead led to a 23-yard Dawson FG early in the 2nd quarter. With 5:30 to go before intermission, Seattle was threatening again but Janikowski's 52-yard FG try missed left giving the Cards great field position at their own 42. Thanks to a 21-yard David Johnson run and a 10-yard Larry Fitzgerald pass on 3rd-n-5, the Cards found themselves at the SEA18 at the 2:00 warning. A defensive pass interference penalty in the end zone then took it to the 1 where Johnson's TD run made it 10-7 AZ with 1:52 left. With just over :30 remaining, Seattle went for it on 4th-n-1 at the AZ44 but DE Chandler Jones sacked Russell Wilson for a 6-yard loss, turning it over to the Cards offense at midfield. Rosen moved the team into position for a FG try but Dawson's 50-yarder missed right as time expired.

Seattle's opening drive of the 3rd quarter resulted in a 40-yard Janikowski FG that tied it at 10. The Seahawks then went ahead 17-10 after Davis' 1-yard run capped a 5-play, 47-yard drive. The 3rd quarter was all Seattle, who doubled AZ in total plays (18-7) and time of possession (10:05-4:55). With 11:38 to play, the Cards found themselves at their own 20 and down 17-10. A 31-yard Rosen pass to TE Ricky Seals-Jones moved it to the SEA 49 and a 32-yard screen pass to Johnson moved it to the 19. Two plays later from the 22, Rosen hit Chad Williams in the end zone with the game-tying TD with 8:59 to go. After the defense sent Seattle 3-n-out, AZ began its own 24 with 7:11 left. The Cards moved to the SEA27 at the 2:00 warning but Dawson missed from 45. With 1:50 left, the Seahawks took over at their own 25 and out of timeouts. But that was enough for Wilson to move into position for the game-winner.

	1	2	3	4	OT	FINAL	FIELD GOAL BREAKDOWN
SEAHAWKS	7	0	10	3	--	20	S. Janikowski 38WR 52WL (40) (52)
CARDINALS	0	10	0	7	--	17	P.Dawson (23) 50WR 45WR

TEAM	QTR.	TIME	SCORING PLAY	DRIVE	SCORE
Seahawks	1	6:09	M.Davis 20-yard run (Janikowski kick)	6-62	7-0
CARDS	2	14:04	Dawson 23-yard FG	13-68, 5:30	7-3
CARDS	2	1:52	D.Johnson 1-yard run (Dawson kick)	6-58, 3:32	7-10
Seahawks	3	4:59	Janikowski 40-yard FG	14-57, 7:46	10-10
Seahawks	3	1:00	M.Davis 1-yard run (Janikowski kick)	5-47, 2:19	17-10
CARDS	4	8:59	C.Williams 22-yard pass from Rosen (Dawson kick)	5-80, 2:39	17-17
Seahawks	4	0:00	Janikowski 52-yard FG	7-31, 1:50	20-17

STATISTICS

	SEA	AZ
First Downs	19	18
3rd Down Eff. (Pct)	0-10 (0)	5-12 (42)
Total Plays	62	56
Avg. Gain	5.3	4.7
Rushes-Yards	34-171	28-92
Net Passing Yards	160	171
Total Net Yards	331	263
Passing (A-C-I)	26-19-0	27-15-0
Sacked by Opp.	2-12	1-9
Punts-Average	4-47.5	5-50.6
Fumbles-Lost	3-0	2-1
Penalties	8-57	5-38
Time of Possession	31:46	28:14

Weather: Indoors

RUSHING

Seahawks: M. Davis 21-101, 2 TD; Penny 9-49; Wilson 4-21.
CARDS: D.Johnson 22-71, TD; Rosen 2-13; Kirk 1-7; Edmonds 3-1.

PASSING

Seahawks: Wilson 19-26, 172, 0 TD, 0 INT.
CARDS: Rosen 15-27, 180 yds, 1 TD, 0 INT.

RECEIVING

Seahawks: Lockett 5-53; Baldwin 5-42; Davis 4-23; Moore 2-39; Vannett 1-6; Marshall 1-5; Dissly 1-5.
CARDS: Kirk 4-28; D. Johnson 3-42; Fitzgerald 3-28; Seals-Jones 2-52; C.Williams 1-22, TD; Coleman 1-5; Nelson 1-4.

INTERCEPTIONS

Seahawks: None.
CARDS: None.

CARDINALS 2018 GAME SUMMARIES

GAME 5 // CARDINALS 28, 49ERS 18 // OCTOBER 7, 2018 // LEVI'S STADIUM (68,337)

The Cardinals recorded their first victory of 2018 and under head coach Steve Wilks thanks to a 10-point win over in San Francisco. The 49ers scored a TD on the opening drive of the afternoon and enjoyed a decisive edge in most statistical categories. However, the Cards hit on a 75-yard TD pass on their first play from scrimmage and had a 5-0 turnover advantage (3 fumble recoveries and 2 INTs). Three of those takeaways led to touchdowns including a fumble LB Josh Byrnes returned himself for a 4th quarter TD. Arizona DE Chandler Jones was exceptional throughout the game, finishing with 6 tackles, 2 tackles for loss, a sack, forced fumble, fumble recovery and knockdown of a pass on a 4th quarter 2-point try that would have tied the game with 6:51 remaining.

The 49ers began the day by methodically moving the ball on the game's opening drive. Aided by completions of 16 and 25 yards to FB Kyle Juszczyk, San Fran capped the 8-play, 75-yard drive on CJ Beathard's 5-yard shovel pass to RB Matt Breida but led just 6-0 after mishandling the PAT. The Cards wasted no time striking back. On Arizona's 1st offensive snap, Josh Rosen threw it deep to WR Christian Kirk and the 75-yard connection between the rookies put AZ up 7-6. On the 2nd play of the ensuing SF drive, AZ safety Tre Boston made a diving INT to set the Cards up at the SF43 but they could not take advantage. Early in the 2nd quarter, the Niners trailed 7-7 but had advanced to the AZ40. On 1st down from there, RB Raheem Mostert fumbled on a hit by DT Rodney Gunter. CB Patrick Peterson scooped up the loose ball and raced 49 yards down the left sideline to the SF 18. After an 11-yard completion to TE Jermaine Gresham, David Johnson found the end zone on a 2-yard run to put AZ up 14-6.

Early in the 3rd, the 49ers trailed by 8 but had moved to the AZ39. On 1st down from there, Jones came off the edge to strip Beathard in the pocket and recovered the fumble himself. San Fran threatened again on its next series but after reaching the AZ27, the drive stalled and Robbie Gould's 45-yard FG was wide right. On the following possession, the 49ers again moved the ball deep into AZ territory and on 4th-n-goal from the 1, Beathard threw a TD pass to WR Trent Taylor that made it 14-12 with 6:51 left. A 2-point conversion would tie it but on it Jones sniffed out a screen pass and knocked it down at the line. With just under 5 minutes to play, AZ still led 14-12 but the Niners had it at their own 41. LB Haason Reddick then got to Beathard, forcing a fumble that Byrnes picked up and returned 23 yards for a TD that made it 21-12. A minute later, CB Bene Benwikere's INT and 21-yard return to the SF26 set up a 6-yard Johnson TD run 5 plays later that made it 28-12. The Niners then went 76 yards in 10 plays and narrowed the gap with Beathard's 1-yard TD run that made it 28-18 with 1:29 left. But after unsuccessfully executing both a 2-point try and an on-side kick, AZ was able to kneel down the game's remaining time.

	1	2	3	4	OT	FINAL	FIELD GOAL BREAKDOWN
CARDINALS	7	7	0	14	--	28	--
49ERS	6	0	0	12	--	18	R. Gould 45WR

TEAM	QTR.	TIME	SCORING PLAY	DRIVE	SCORE
49ers	1	9:39	Breida 5-yard pass from Beathard (run failed)	8-75, 5:11	0-6
CARDS	1	9:38	Kirk 75-yard pass from Rosen (Dawson kick)	1-75, 0:10	7-6
CARDS	2	11:00	D.Johnson 2-yard run (Dawson kick)	4-18, 2:15	14-6
49ers	4	6:51	T. Taylor 1-yard pass from Beathard (pass failed)	14-83, 5:46	14-12
CARDS	4	4:33	Byrnes 23-yard fumble return (Dawson kick)	--	21-12
CARDS	4	3:21	D.Johnson 6-yard run (Dawson kick)	5-26, 0:27	28-12
49ers	4	1:29	Beathard 1-yard run (pass failed)	10-76, 1:52	28-18

STATISTICS

	AZ	SF
First Downs	10	33
3rd Down Eff. (Pct)	2-12 (17)	10-17 (59)
Total Plays	49	92
Avg. Gain	4.5	4.9
Rushes-Yards	23-56	34-147
Net Passing Yards	164	300
Total Net Yards	220	447
Passing (A-C-I)	25-10-0	54-34-2
Sacked by Opp.	1-6	4-49
Punts-Average	8-39.6	4-44.3
Fumbles-Lost	1-0	4-3
Penalties	5-46	9-65
Time of Possession	19:48	40:12

Weather: Sunny and clear, 79 degrees, 19% humidity, Winds N 15 mph

RUSHING

CARDS: D.Johnson 18-55, 2 TD; Kirk 1-5; Edmonds 1-(-1); Rosen 3-(-3).
 49ers: Morris 18-61; Breida 8-56; Juszczyk 1-12; Mosfert 5-11; Beathard 2-7, TD.

PASSING

CARDS: Rosen 10-15, 170 yds, 1 TD, 0 INT.
 49ers: Beathard 34-54, 349 yds, 2 TD, 2 INT,

RECEIVING

CARDS: Kirk 3-85, TD; Fitzgerald 2-35; C.Williams 2-23; D.Johnson 2-16; Gresham 1-11.
 49ers: T.Taylor 7-61, TD; Juszczyk 6-75; Kittle 5-83; Garcon 5-47; Bourne 4-33; Morris 3-30; Bolden 1-10; James 1-7; Breida 1-5, TD; Mosfert 1-(-2).

INTERCEPTIONS

CARDS: Benwikere 1-21; Boston 1-9.
 49ers: None.

GAME 6 // VIKINGS 27, CARDINALS 17 // OCTOBER 14, 2018 // U.S. BANK STADIUM (66,801)

In week 6 at Minnesota, the Cards & Vikings were tied at 10 in the final minute of the 1st half. But from there the hosts scored 17 straight points on 3 straight possessions (FG-TD-TD) to take a lead that proved insurmountable. In the end, a 10-point Vikings win dropped AZ to 1-5 on the season. The loss came in spite of a strong defensive effort that saw the Cards consistently harass QB Kirk Cousins, knocking down 7 passes, sacking him 4 times, hurrying him on 7 other occasions and forcing a fumble that S Budda Baker returned for a defensive TD. DT Corey Peters had 2 of the sacks while DE Chandler Jones had 1.5.

On their opening series of the game, the Vikings took over at their own 31. They moved to the AZ42 but the Cards stopped them on both 3rd-n-2 and 4th-n-2 from there. On each play, the Cards knocked down Cousins passes at the line, first by DE Benson Mayowa and then by Peters. On the ensuing AZ drive, a 35-yard Josh Rosen to Christian Kirk pass moved it to the MN 11 and set up a 26-yard Phil Dawson FG that made it 3-0. The Vikings responded with a 6-play, 75-yard scoring drive that ended on Latavius Murray's 21-yard TD run to go up 7-3. On the next play from scrimmage, RB David Johnson fumbled and the Vikings recovered at the AZ31. A Peters sack for minus-7 and a Chandler Jones tackle for a 4-yard loss on consecutive plays forced Minnesota to settle for a 37-yard Dan Bailey FG that made it 10-3. Early in the 2nd, the Vikings faced a 3rd-n-1 at their own 40 when Mayowa pressured Cousins forcing a hurried pass that Tre Boston INT'd at the MIN47. On the next play, Rosen connected deep down the left sideline with TE Ricky Seals-Jones on a 40-yard completion to the 7. After an incompletion on 3rd-n-goal from the 1, the Cards went for it but Johnson's run was stopped short of the goal line. On the next MIN drive, Chandler Jones got to Cousins on a sack forcing a fumble that S Budda Baker scooped up and returned 36 yards for a TD that tied the game at 10. In the first half's final seconds, Bailey hit a 48-yard go-ahead FG to put the Vikes up 3 at intermission.

The Vikings opened the 3rd quarter with TDs on their first two drives. First, Cousins capped a 10-play, 75-yard drive with a 13-yard TD pass to WR Adam Thielen. The Vikings started their next drive at the AZ43 and on the first play, Murray rushed 34 yards to the 9. A play later, Cousins ran it around the right end of a 7-yard TD that made it 27-10. Thielen finished the game with 11 catches for 123 yards while Murray gained 155 rushing yards on 24 attempts. The Cards would add a TD in the 4th when Johnson's 1-yard run ended a 7-play, 69-yard drive. On it, Rosen was 5-5 for 68 yards and Seals-Jones and Larry Fitzgerald each had a pair of catches. Arizona could get no closer and would fall by that 27-17 margin.

	1	2	3	4	OT	FINAL	FIELD GOAL BREAKDOWN
CARDINALS	3	7	0	7	--	17	P. Dawson (26)
VIKINGS	7	3	14	0	--	27	D.Bailey (37) (48)

TEAM	QTR.	TIME	SCORING PLAY	DRIVE	SCORE
CARDS	1	8:18	Dawson 26-yard FG	7-49, 2:47	3-0
Vikings	1	5:33	Murray 21-yard run (Bailey kick)	6-75, 2:45	3-7
Vikings	1	2:03	Bailey 37-yard FG	6-12, 3:23	3-10
CARDS	2	4:13	Baker 36-yard fumble recovery (Dawson kick)	--	10-10
Vikings	2	0:07	Bailey 48-yard FG	7-36, 1:13	10-13
Vikings	3	10:06	Thielen 13-yard pass from Cousins (Bailey kick)	10-75, 4:54	10-20
Vikings	3	6:37	Cousins 7-yard run (Bailey kick)	3-43, 1:11	10-27
CARDS	4	6:57	D.Johnson 1-yard run (Dawson kick)	7-69, 2:48	17-27

STATISTICS

	AZ	MIN
First Downs	16	20
3rd Down Eff. (Pct)	0-10 (0)	5-14 (36)
Total Plays	55	70
Avg. Gain	4.9	5.0
Rushes-Yards	20-61	32-195
Net Passing Yards	208	216
Total Net Yards	269	411
Passing (A-C-I)	31-21-1	34-24-1
Sacked by Opp.	4-32	4-17
Punts-Average	6-48.0	5-45.0
Fumbles-Lost	1-1	1-1
Penalties	5-30	9-52
Time of Possession	25:45	34:15

Weather: Indoors

RUSHING

CARDS: D.Johnson 18-55, 1 TD; Edmonds 1-4; Coleman 1-2.
 Vikings: Murray 24-155, TD; Boone 1-20; Cousins 4-14, TD; Diggs 1-9; Ham 1-1; Thomas 1-(-4).

PASSING

CARDS: Rosen 21-31, 240 yds, 0 TD, 1 INT.
 Vikings: Cousins 24-34, 233, 1 TD, 1 INT.

RECEIVING

CARDS: Kirk 6-77; Seals-Jones 5-69; Fitzgerald 5-39; D.Johnson 2-15; Gresham 1-26; Nelson 1-9; C.Williams 1-9.
 Vikings: Thielen 11-123, TD; Treadwell 4-38; Rudolph 4-37; Diggs 3-33; Murray 1-3; Cousins 1-(-1).

INTERCEPTIONS

CARDS: Boston 1-0.
 Vikings: Harris 1-0.

CARDINALS 2018 GAME SUMMARIES

GAME 7 // BRONCOS 45, CARDINALS 10 // OCTOBER 18, 2018 // STATE FARM STADIUM (62,359)

In a Thursday night match-up in AZ, the Broncos started fast and never looked back. They recorded five takeaways and six different Denver players scored touchdowns. That included a pair of defenders who returned 1st quarter INTs for TD that contributed to a 35-point 1st half for Denver. The 45-10 victory upped the Broncos record to 3-4 while the loss dropped the Cards to 1-5 on the season.

The Cardinals' difficulties began almost immediately. On the game's 2nd play from scrimmage, QB Josh Rosen's pass was batted into the air at the line of scrimmage by Denver DE Derek Wolfe; LB Todd Davis hauled it in and returned the INT 20 yards for a TD. Following an Arizona punt, the Broncos offense took the field for the first time and moved from their own 23 to the AZ28 in 5 plays. On a 1st down play from there, WR Emmanuel Sanders took the ball on a reverse and ran to his right before lofting a pass into the end zone that WR Courtland Sutton dove to secure for a TD. Down 14-0, the Cards next drive advanced to the DEN25 thanks to Rosen completions to RB David Johnson, WR Larry Fitzgerald and TE Ricky Seals-Jones. They were stopped on 3rd-n-4 from there and came away with a 43-yard Phil Dawson FG that made it 14-3 with 5:23 in the opening quarter. That was as close as the Cards would get on this night. With just over 2 minutes left in the 1st quarter, the Cards faced a 3rd-n-1 at their own 46. Rosen targeted WR JJ Nelson who was knocked off his route and the ball was instead intercepted by Denver CB Chris Harris who took it 53 yards for a score. Up 21-3, Denver started its next drive on its own 35 early in the 2nd quarter. On the first play, Case Keenum would find a wide-open Sanders deep downfield for a 64-yard TD pass that made it 28-3. The only other points of the 1st half came in the final minute when RB Royce Freeman capped a 15-play, 70-yard drive with his 1-yard run that made it 35-3 at intermission.

The Broncos got the ball to start the 2nd half but CB Patrick Peterson snuffed out that drive with an INT off Keenum, the all-pro CB's 23rd career theft. On the ensuing series, the Cards turned in their best drive of the evening, an 11-play, 63-yard effort that ended when Rosen hit WR Larry Fitzgerald with a 4-yard TD pass. Trailing 35-10, the Cards had another chance to cut into the deficit after forcing a Denver 3-n-out. However, when AZ got the ball back, LB Von Miller forced a Rosen fumble that DE DeMarcus Walker recovered at the AZ43. Two plays later, RB Phillip Lindsay ran 28 yards for a TD that made it 42-10 with 3:23 left in the third. The game's final points came via a 41-yard Brandon McManus FG with 5:35 left in the game that made the final tally 45-10.

	1	2	3	4	OT	FINAL	FIELD GOAL BREAKDOWN
BRONCOS	21	14	7	3	--	45	B. McManus (41)
CARDINALS	3	0	7	0	--	10	P. Dawson (43)

TEAM	QTR.	TIME	SCORING PLAY	DRIVE	SCORE
Broncos	1	14:01	T.Davis 20-yard INT return (McManus kick)	--	7-0
Broncos	1	8:38	Sutton 28-yard pass from Sanders (McManus)	6-77, 3:41	14-0
CARDS	1	5:18	Dawson 43-yard FG	9-61, 3:20	14-3
Broncos	1	2:02	Harris 53-yard INT return (McManus kick)	--	21-3
Broncos	2	14:40	Sanders 64-yard pass from Keenum (McManus kick)	1-64, 0:11	28-3
Broncos	2	0:21	Freeman 1-yard run (McManus kick)	15-70, 6:39	35-3
CARDS	3	8:33	Fitzgerald 4-yard pass from Rosen (Dawson kick)	11-63, 4:11	35-10
Broncos	3	3:32	Lindsay 28-yard run (McManus kick)	3-43, 1:35	42-10
Broncos	4	5:35	McManus 41-yard FG	4-(-11), 2:13	45-10

STATISTICS

	DEN	AZ
First Downs	15	14
3rd Down Eff. (Pct)	5-13 (38)	4-14 (29)
Total Plays	55	66
Avg. Gain	5.6	3.4
Rushes-Yards	31-131	21-69
Net Passing Yards	178	154
Total Net Yards	309	223
Passing (A-C-I)	22-51-1	39-21-3
Sacked by Opp.	2-11	6-40
Punts-Average	6-43.5	6-50.7
Fumbles-Lost	0-0	3-2
Penalties	5-50	7-45
Time of Possession	30:49	29:11

Weather: Clear, 82 degrees, Humidity 27%, Winds North 6 mph.

RUSHING

Broncos: Lindsay 14-90, TD; Freeman 13-37; Keenum 4-4.

CARDS: D.Johnson 14-39; Rosen 1-14; Edmonds 5-9; Nelson 1-7.

PASSING

Broncos: Keenum 14-21, 161 yds, 1 TD, 1 INT; Sanders 1-1, 28, 1TD, 0 INT.

CARDS: Rosen 21-39, 194 yds, 1 TD, 3 INT.

RECEIVING

Broncos: Sanders 6-102, TD; D.Thomas 5-42; Sutton 1-28, TD; LaCosse 1-12; Lindsay 1-6; Booker 1-(-1).

CARDS: Fitzgerald 4-40, TD; C.Williams 4-34; Kirk 3-57; D.Johnson 3-31; Edmonds 3-12; Seals-Jones 2-12; Nelson 2-8.

INTERCEPTIONS

Broncos: C.Harris 1-53, TD; T.Davis 1-20, TD; Roby 1-0.

GAME 8 // CARDINALS 18, 49ERS 15 // OCTOBER 28, 2018 // STATE FARM STADIUM (61,923)

The Cardinals closed the first half of the season at home against the 49ers and trailed by 12 in the 4th quarter. But behind rookie QB Josh Rosen and on the shoulders of 15-year vet Larry Fitzgerald, they would rally to score 15 unanswered including the go-ahead TD with :34 left. It was Arizona's 8th straight win in the series vs San Fran and made for a successful debut for Byron Leftwich in his first game as offensive coordinator. It marked the first time since 1999 that the Cards overcame a 4th quarter deficit of 12+ points and upped the team's 2018 record to 2-6. Rosen became the NFL's first rookie QB to overcome a double-digit 4th quarter deficit since Andrew Luck and Russell Wilson both did it in 2012. In the pivotal final quarter Rosen was 12-18 for 15 yards with 2 TDs and 0 INTs (129.4 rating) while Fitzgerald caught 4 passes for 81 yards and a TD, adding another catch on a successful 2-point conversion.

While the game's finish was thrilling, its start was inauspicious for the Cards. Three plays after beginning their 2nd offensive series at their own 5, Rosen was flagged for intentional grounding in the end zone resulting in a safety. Later in the 1st half, AZ embarked on a long drive into San Fran territory. Rosen was 5-7 for 46 yards on the possession that would reach the SF8 and Phil Dawson's 31-yard FG ended the 12-play, 78-yard drive that made it 3-2. With 6:30 to go before halftime, Rosen was intercepted by San Fran S Jaquiski Tarrt and the 23-yard return took it to the AZ12. A critical stand by the Cardinal defense ensued. S Budda Baker had a 5-yard tackle for loss on 1st down and DT Robert Nkemdiche tipped a pass at the line on 3rd down to force a 27-yard Robbie Gould FG that put the 49ers back up 5-3 at the half.

Eight minutes into the 3rd quarter, San Fran faced a 3rd-n-6 from its own 45 when C.J. Beathard hit Marquise Goodwin with a short crossing pass that the speedy WR took 55 yards for a TD. At the start of the 4th, the 49ers were threatening inside the 10 but the defense again held them to a short FG. Down 15-3 with 13:33 remaining, the Cards needed a spark. As usual, they got it from Fitzgerald whose 37-yard catch combined with a roughing the passer penalty quickly took it from the AZ37 to the SF13. Two plays later Fitz hauled in career TD #112 with a 13-yarder from Rosen that cut the deficit to 5. After forcing a 49ers punt, AZ took over at its own 17 with 6:52 remaining. That drive would end two minutes later when TE Jermaine Gresham fumbled at the end of a catch and run into SF territory; the Niners recovered at their own 30 with 4:44 to play and up 5. But a 3rd down sack split between Baker and DT Rodney Gunter forced a SF punt, after which the Cards took over at their own 27 with 2:16 left and one timeout. Rosen completed consecutive passes to Fitzgerald (11 & 20 yards) and a 19-yarder to Kirk moved it to the SF23 with 1:30 remaining. With :39 left, AZ faced a 3rd-n-goal from the 9 when Rosen fired to the back of the end zone. Kirk snared it at the end line, absorbed a huge hit, and held on for the go-ahead TD. Fitzgerald's grab on the 2-point try made it 18-15 and was punctuated by his 1st career celebratory spike. The 49ers would advance to the AZ45 before both time and their comeback hopes expired simultaneously.

	1	2	3	4	OT	FINAL	FIELD GOAL BREAKDOWN
49ERS	2	3	7	3	--	15	R. Gould (27) (20)
CARDINALS	0	3	0	15	--	18	P. Dawson (31)

TEAM	QTR.	TIME	SCORING PLAY	DRIVE	SCORE
Niners	1	4:07	Intentional grounding in end zone for safety	--	2-0
CARDS	2	10:23	Dawson 31-yard FG	12-78, 6:33	2-3
Niners	2	4:32	Gould 27-yard FG	4-3, 1:41	5-3
CARDS	3	6:22	Goodwin 55-yard pass from Beathard (Gould kick)	6-70, 1:34	12-3
Niners	4	13:33	Gould 20-yard FG	11-73, 6:14	15-3
CARDS	4	11:06	Fitzgerald 13-yard pass from Rosen (Dawson kick)	6-75, 2:27	15-10
CARDS	4	0:34	Kirk 9-yard pass from Rosen (Rosen-Fitzgerald pass)	12-73, 1:42	15-18

STATISTICS

	SF	AZ
First Downs	16	20
3rd Down Eff. (Pct)	5-14 (36)	6-14 (43)
Total Plays	63	64
Avg. Gain	4.2	5.0
Rushes-Yards	31-107	21-88
Net Passing Yards	160	233
Total Net Yards	267	321
Passing (A-C-I)	28-14-0	40-23-1
Sacked by Opp.	4-30	3-19
Punts-Average	7-40.7	5-45.8
Fumbles-Lost	2-0	1-1
Penalties	5-59	9-62
Time of Possession	32:19	27:41

Weather: Indoors.

RUSHING

Niners: Breida 16-42; Morris 6-28; Mostert 2-18; Juszczyk 2-10; Beathard 5-9.

CARDS: D.Johnson 16-59; Rosen 2-12; Edmonds 2-9; Nelson 1-8.

PASSING

Niners: Beathard 14-28, 190 yds, 1 TD, 0 INT.

CARDS: Rosen 23-40, 252 yds, 2 TD, 1 INT.

RECEIVING

Niners: Bourne 7-71; Kittle 5-57; Goodwin 1-55, TD; Taylor 1-7.

CARDS: Fitzgerald 8-102, TD; D.Johnson 4-41; Kirk 3-42, TD; Gresham 3-22; C.Williams 2-21; Seals-Jones 2-12; Edmonds 1-12.

INTERCEPTIONS

Niners: Tarrt 1-23.

CARDS: None.

CARDINALS 2018 GAME SUMMARIES

GAME 9 // CHIEFS 26, CARDINALS 14 // NOVEMBER 11, 2018 // ARROWHEAD STADIUM (76,712)

The Cardinals traveled to Kansas City in week 10 to face a formidable Chiefs team that owned the NFL's best record (8-1) and #1 scoring unit (36.3 points/game). They would hold the KC offense 10 points and 103 yards beneath its season averages while limiting QB Patrick Mahomes to his lowest passing yardage total of the year. Early in the 4th, AZ was within 6 points and had the ball at its own 40. However, Chiefs LB Justin Houston sniffed out a Josh Rosen screen pass to David Johnson and his interception set up KC at the AZ31. Four plays later, RB Spencer Ware ran it in from 3 yards out to give the Chiefs a 12-point lead with 10 minutes remaining and the Cards would get no closer. For AZ, Johnson enjoyed his best game of the year with 98 rushing yards and 85 receiving along with a TD in each category. DE Chandler Jones had 2 of Arizona's 5 sacks of Mahomes who had not been taken down more than twice in any game previously. Larry Fitzgerald recorded all 50 of his receiving yards in the 2nd half, enabling him to pass Terrell Owens and move into 2nd place on the NFL's all-time receiving yardage list.

The Chiefs came out of the blocks blazing; on the game's first play, Mahomes hit WR Tyreek Hill with a 38-yard pass down the left sideline that took it to the AZ37. A play later, the two connected on a 37-yard strike down the middle that put KC up 7-0 just 56 seconds into the contest. The Cardinals shook that off and responded with a 12-play, 75-yard drive on which Johnson almost exclusively led the way; he ran 6 times for 24 yards and caught 2 passes for 20 including a TD grab on 3rd-n-goal from the 9. AZ also converted three 3rd downs on the drive and finished the game at 50% (7-14). After that game-tying TD, the Cards attempted a surprise on-side kick but could not corral the ball before it went out of bounds. Despite giving the potent Chiefs offense possession at the AZ 38, the AZ defense was able to limit KC to 3 with a 45-yard Harrison Butker FG. On the next Chiefs drive, Butker added another from 46 yards to put them up 13-7 early in the 2nd. The Chiefs threatened again on their next offensive series. After advancing to the AZ8, the defense pushed them back and they faced a 3rd-n-goal from the 14. On that play, however, Mahomes found Hill with a 14-yard strike in the middle of the end zone that put KC up 20-7 at intermission.

The Cards offense got the ball first coming out of the locker room and they took advantage. After returner T.J. Logan took the 2nd half-opening kickoff 36 yards to the AZ39, Rosen led a 12-play, 61-yard drive on which Johnson touched it 7 times (6 rushes, 1 reception) and the Cards converted on 3rd down three times. The last Johnson carry was a 1-yard TD run that made it 20-14. That 6-point difference remained until the Houston INT of the screen pass in the 4th that led to the subsequent Chiefs TD. Arizona's offense would get the ball back three more times but could not find the end zone.

	1	2	3	4	OT	FINAL	FIELD GOAL BREAKDOWN
CARDINALS	7	0	7	0	--	14	--
CHIEFS	14	6	0	6	--	26	H. Butker (45) (46)

TEAM	QTR.	TIME	SCORING PLAY	DRIVE	SCORE
Chiefs	1	14:04	T. Hill 37-yard pass from Mahomes (Butker kick)	3-75, 0:56	0-7
CARDS	1	8:03	D. Johnson 3-yard pass from Rosen (Dawson kick)	12-75, 6:01	7-7
Chiefs	1	3:00	Butker 45-yard FG	7-11, 5:03	7-10
Chiefs	2	12:29	Butker 46-yard FG	9-54, 3:58	7-13
Chiefs	2	5:31	T. Hill 14-yard pass from Mahomes (Butker kick)	9-73, 4:53	7-20
CARDS	3	7:48	D. Johnson 1-yard run (Dawson kick)	12-61, 7:12	14-20
Chiefs	4	10:14	Ware 3-yard run (pass failed)	4-31, 1:58	14-26

STATISTICS

	DEN	AZ
First Downs	21	20
3rd Down Eff. (Pct)	7-14 (50)	4-11 (36)
Total Plays	69	56
Avg. Gain	3.8	5.9
Rushes-Yards	25-94	23-118
Net Passing Yards	166	212
Total Net Yards	260	330
Passing (A-C-I)	39-22-2	28-21-0
Sacked by Opp.	5-42	5-37
Punts-Average	5-49.4	5-46.6
Fumbles-Lost	1-0	1-0
Penalties	3-30	8-63
Time of Possession	31:47	28:13

Weather: Sunny and clear, 43 degrees, 51% humidity. Wind north 5 mph.

RUSHING

CARDS: D. Johnson 21-98, TD; Edmonds 2-7; Rosen 1-(-1); Nelson 1-(-10).
Chiefs: Hunt 16-71; Mahomes 4-21; Hill 1-20; Ware 2-6, TD.

PASSING

CARDS: Rosen 22-39, 208 yds, 1 TD, 2 INT.
Chiefs: Mahomes 21-28, 249 yds, 2 TD, 0 INT.

RECEIVING

CARDS: D. Johnson 7-85, TD; Fitzgerald 6-50; Seals-Jones 51; Logan 2-14; Kirk 2-8.
Chiefs: T. Hill 7-117, 2 TD; Kelce 6-46; Robinson 3-30; Hunt 2-25; Conley 1-22; Ware 1-7; Sherman 1-2.

INTERCEPTIONS

CARDS: None
Chiefs: Nelson 1-35; Houston 1-4

ARIZONA CARDINALS 2018 TEAM STATS

Won 2, Lost 7

9/9/2018	L	6-24	Washington Redskins
9/16/2018	L	0-34	at Los Angeles Rams
9/23/2018	L	14-16	Chicago Bears
9/30/2018	L	17-20	Seattle Seahawks
10/7/2018	W	28-18	at San Francisco 49ers
10/14/2018	L	17-27	at Minnesota Vikings
10/18/2018	L	10-45	Denver Broncos
10/28/2018	W	18-15	San Francisco 49ers
11/11/2018	L	14-26	at Kansas City Chiefs

	Arizona	Opponent
Total First Downs	131	198
Rushing	40	72
Passing	77	107
Penalty	14	19
3rd Down: Made/Att	31/106	48/121
3rd Down Pct.	29.2%	39.7%
4th Down: Made/Att	2/8	5/10
4th Down Pct.	25.0%	50.0%
Possession Avg.	25:58	34:02
Total Net Yards	2126	3272
Avg. Per Game	236.2	363.6
Total Plays	501	609
Avg. Per Play	4.2	5.4
Net Yards Rushing	634	1263
Avg. Per Game	70.4	140.3
Total Rushes	186	291
Net Yards Passing	1492	2009
Avg. Per Game	165.8	223.2
Sacked/Yards Lost	27/188	29/202
Gross Yards	1680	2211
Attempts/Completions	288/166	289/196
Completion Pct.	57.6%	67.8%
Had Intercepted	12	6
Punts/Average	52/48.2	40/45.4
Net Punting Avg.	41.4	40.6
Penalties/Yards	58/408	65/503
Fumbles/Ball Lost	12/7	15/6
Touchdowns	16	26
Rushing	6	13
Passing	8	11
Returns	2	2

Score By Periods	Q1	Q2	Q3	Q4	OT	Pts
Team	34	27	14	49	0	124
Opponents	56	73	56	40	0	225

Scoring	TD	Ru	Pa	Rt	PAT	FG	2Pt	Pts
D.Johnson	8	6	2	0	0/0	0/0	0	48
P.Dawson	0	0	0	0	14/14	4/6	0	26
L.Fitzgerald	2	0	2	0	0/0	0/0	1	14
C.Kirk	2	0	2	0	0/0	0/0	0	12
J.Bynes	1	0	0	1	0/0	0/0	0	6
R.Seals-Jones	1	0	1	0	0/0	0/0	0	6
B.Baker	1	0	0	1	0/0	0/0	0	6
C.Williams	1	0	1	0	0/0	0/0	0	6
Team	16	6	8	2	14/14	4/6	1	124
Opponents	26	13	11	2	19/19	14/18	3	225

2-Pt. Conversions: Team 1/ 2, Opponents: 3/ 7

Sacks: C.Jones 8.5, B.Mayowa 3.0, H.Reddick 2.0, J.Bynes 2.0, B.Baker 2.0, Z.Moore 2.0, C.Peters 2.0, R.Nkemdiche 2.0, M.Golden 1.5, R.Gunter 1.5, A.Bethea 1.0, P.Peterson 1.0, B.Benwikere 0.5 **Team: 29.0, Opponents: 27.**

Rushing	No.	Yds	Avg	Long	TD
D.Johnson	143	492	3.4	21	6
C.Edmonds	24	68	2.8	9	0
J.Rosen	10	47	4.7	14	0
C.Kirk	2	12	6.0	7	0
S.Bradford	2	7	3.5	8	0
J.Nelson	3	5	1.7	8	0
D.Coleman	2	3	1.5	2	0
Team	186	634	3.4	21	6
Opponents	291	1263	4.3	34	13

Receiving	No.	Yds	Avg	Long	TD
L.Fitzgerald	40	407	10.2	37	2
C.Kirk	33	418	12.7	75t	2
D.Johnson	31	292	9.4	30	2
R.Seals-Jones	24	267	11.1	40	1
C.Edmonds	13	63	4.8	12	0
C.Williams	11	113	10.3	22t	1
J.Gresham	6	68	11.3	26	0
J.Nelson	4	21	5.3	9	0
D.Coleman	2	17	8.5	12	0
T.Logan	2	14	7.0	10	0
Team	166	1680	10.1	75t	8
Opponents	196	2211	11.3	64t	11

Interceptions	No.	Yds	Avg	Long	TD
T.Boston	3	9	3.0	9	0
P.Peterson	2	0	0.0	0	0
B.Benwikere	1	21	21.0	21	0
Team	6	30	5.0	21	0
Opponents	12	154	12.8	53t	2

Punting	No	Yds	Avg	Net	TB	In	Lg	B
A.Lee	52	2507	48.2	41.4	3	15	61	0
Team	52	2507	48.2	41.4	3	15	61	0
Opponents	40	1817	45.4	40.6	5	18	61	0

Punt Returns	Ret	FC	Yds	Avg	Long	TD
C.Kirk	13	15	86	6.6	44	0
P.Peterson	1	0	7	7.0	7	0
Team	14	15	93	6.6	44	0
Opponents	29	10	292	10.1	60	0

Kickoff Returns	No.	Yds	Avg	Long	TD
B.Williams	10	192	19.2	29	0
T.Logan	6	138	23.0	36	0
Team	16	330	20.6	36	0
Opponents	15	301	20.1	32	0

Field Goals	1-19	20-29	30-39	40-49	50+
P.Dawson	0/ 0	2/ 2	1/ 1	1/ 2	0/ 1
Team	0/ 0	2/ 2	1/ 1	1/ 2	0/ 1
Opponents	0/ 0	4/ 4	2/ 3	7/ 9	1/ 2

Fumbles Lost: S.Bradford 2, D.Johnson 2, J.Rosen 2, J.Gresham 1 **Total: 7**

Opponent Fumble Recoveries: C.Peters 1, P.Peterson 1, J.Bynes 1, C.Jones 1, T.Boston 1, B.Baker 1 **Total: 6**

Passing	Att	Cmp	Yds	Cmp%	Yds/Att	TD	TD%	Int	Int%	Long	Sack	Lost	Rating
J.Rosen	208	116	1280	55.8%	6.2	6	2.9%	8	3.8%	75t	21/	155	67.8
S.Bradford	80	50	400	62.5%	5.0	2	2.5%	4	5.0%	35t	6/	33	62.5
Team	288	166	1680	57.6%	5.8	8	2.8%	12	4.2%	75t	27/	188	66.3
Opponents	289	196	2211	67.8%	7.7	11	3.8%	6	2.1%	64t	29/	202	94.5

ARIZONA CARDINALS 2018 DEFENSIVE STATS

(BASED ON COACHES FILM REVIEW)

Name	TT	UT	AT	TFL	Sacks/Yds	INT	PD	FF	FR	QB		SPECIAL TEAMS					
										PRS	HITS	TT	UT	AT	FF	FR	BP/K
Antoine Bethea	81	69	12	2	1/9	-	1	1	-	3	3	-	-	-	-	-	-
Budda Baker	76	60	16	8	2/28	-	2	-	1	3	3	5	1	4	-	-	-
Josh Bynes	65	47	18	5	2/22	-	5	-	1	1	4	-	-	-	-	-	-
Tre Boston	48	40	8	-	-	3	7	1	1	1	1	-	-	-	-	-	-
Haason Reddick	38	22	16	4	2/24	-	5	1	-	1	3	2	-	2	-	-	-
Bene Benwikere	35	28	7	2	.5/15	1	2	1	-	-	-	2	2	-	-	-	-
Patrick Peterson	35	32	3	2	1/0	2	3	-	1	-	-	-	-	-	-	-	-
Chandler Jones	34	25	9	9	8.5/45	-	5	3	1	14	13	-	-	-	-	-	-
Benson Mayowa	27	18	9	9	3/20	-	2	-	-	6	8	-	-	-	-	-	-
Corey Peters	25	15	10	5	2/9	-	1	-	1	6	3	-	-	-	-	-	-
Robert Nkemdiche	25	17	8	7	2/7	-	1	1	-	3	5	-	-	-	-	-	-
Rodney Gunter	20	15	5	7	1.5/11	-	-	1	-	3	8	-	-	-	-	-	-
Deone Bucannon	18	16	2	-	-	-	1	1	-	3	1	2	2	-	-	-	-
Markus Golden	15	12	3	3	1.5/12	-	2	-	-	6	4	-	-	-	-	-	-
Olsen Pierre	14	5	9	2	-	-	-	-	-	1	-	-	-	-	-	-	-
Jamar Taylor	13	12	1	-	-	-	3	-	-	-	-	-	-	-	-	-	-
Gerald Hodges	12	10	2	1	-	-	-	-	-	-	1	4	2	2	-	-	-
Zach Moore	9	7	2	3	2/15	-	-	-	-	2	2	-	-	-	-	-	-
Rudy Ford	4	2	2	-	-	-	-	-	-	-	-	7	6	1	-	-	-
Garrison Smith	2	2	-	1	-	-	-	-	-	-	-	-	-	-	-	-	-
Jacques Smith	2	1	1	-	-	-	-	-	-	-	1	-	-	-	-	-	-
Ifeadi Odenigbo	1	-	1	-	-	-	-	-	-	-	-	-	-	-	-	-	-
Zeke Turner	-	-	-	-	-	-	-	-	-	-	-	11	10	1	-	-	-
Dennis Gardeck	-	-	-	-	-	-	-	-	-	-	-	7	4	3	-	-	-
Brandon Williams	-	-	-	-	-	-	-	-	-	-	-	4	3	1	-	-	-
Derrick Coleman	-	-	-	-	-	-	-	-	-	-	-	4	4	-	-	-	-
Joe Walker	-	-	-	-	-	-	-	-	-	-	-	3	3	-	-	-	-
Chase Edmonds	-	-	-	-	-	-	-	-	-	-	-	2	1	1	-	-	-
Andy Lee	-	-	-	-	-	-	-	-	-	-	-	1	1	-	-	-	-
Aaron Brewer	-	-	-	-	-	-	-	-	-	-	-	1	-	1	-	-	-
Trent Sherfield	-	-	-	-	-	-	-	-	-	-	-	1	1	-	-	-	-
Eddie Pleasant	-	-	-	-	-	-	-	-	-	-	-	1	1	-	-	-	-
Deatrick Nichols	-	-	-	-	-	-	-	-	-	-	-	1	1	-	-	-	-

Miscellaneous:

Josh Bynes: 23-yard fumble return for a TD @ San Francisco, October 7

Budda Baker: 36-yard fumble return for a TD @ Minnesota, October 14

2018 ARIZONA CARDINALS REGULAR SEASON GAME-BY-GAME OFFENSIVE STATS

	9/9 vs. Was	9/16 @ LAR	9/23 vs. Chi	9/30 vs. Sea	10/7 @ SF	10/14 @ Min	10/18 vs. Den	10/28 vs. SF	11/11 @ KC	11/18 vs. Oak	11/25 @ LAC	12/2 @ GB	12/9 vs. Det	12/16 @ Atl	12/23 vs. LAR	12/30 @ Sea	Totals
Points	6	0	14	17	28	17	10	18	14								124
1st Qtr	0	0	14	0	7	3	3	0	7								34
2nd Qtr	0	0	0	10	7	7	0	3	0								27
3rd Qtr	0	0	0	0	0	0	7	0	7								14
4th Qtr	6	0	0	7	14	7	0	15	0								49
Overtime	0	0	0	0	0	0	0	0	0								0
TDs (Ru-P-Ret)	1-0-0	0-0-0	0-2-0	1-1-0	2-1-1	1-0-1	0-1-0	0-2-0	1-1-0								6-8-2
PATs (M/A)	0-0	0-0	2-2	2-2	4-4	2-2	1-1	1-1	2-2								14-14
2PT Convs (M/A)	0-1	0-0	0-0	0-0	0-0	0-0	0-0	1-1	0-0								1-2
FGs (M/A)	0-0	0-0	0-0	1-3	0-0	1-1	1-1	1-1	0-0								4-6
Safeties	0	0	0	0	0	0	0	1	0								1
First Downs	14	5	13	18	10	16	14	20	21								131
Rushing	7	1	3	6	4	5	4	3	7								40
Passing	6	4	8	9	5	9	8	15	13								77
Penalty	1	0	2	3	1	2	2	2	1								14
3rd Down Conv (M/A)	1-8	3-12	3-10	5-12	2-12	0-10	4-14	6-14	7-14								31-106
3rd Down Conv Pct	12.5%	25.0%	30.0%	41.7%	16.7%	0.0%	28.6%	42.9%	50.0%								29.3%
4th Down Conv (M/A)	0-1	1-1	0-1	0-0	0-0	0-2	0-1	0-0	1-2								2-8
4th Down Conv Pct	0.0%	100.0%	0.0%	0.0%	0.0%	0.0%	0.0%	0.0%	50.0%								25.0%
Red Zone Conv (M/A)	1-2	0-0	0-0	2-3	2-2	1-3	1-1	2-3	2-2								11-16
Red Zone Conv Pct	50.0%	0.0%	0.0%	66.7%	100.0%	33.3%	100.0%	66.7%	100.0%								68.8%
Goal to Go Conv (M/A)	1-2	0-0	0-0	1-1	1-1	1-2	1-1	1-1	1-1								7-9
Goal to Go Conv Pct	50.0%	0.0%	0.0%	100.0%	100.0%	50.0%	100.0%	100.0%	100.0%								77.8%
Total Net Yards	213	137	221	263	220	269	223	321	260								2126
Total Off. Plays	51	43	48	56	49	55	66	64	69								501
Avg. Gain Per Play	4.2	3.2	4.6	4.7	4.5	4.9	3.4	5.0	3.8								4.2
Net Yards Rushing	68	54	53	92	56	61	69	88	94								634
Total Rushing Plays	15	15	18	28	23	20	21	21	25								186
Avg. Gain Per Rush	4.5	3.6	2.9	3.3	2.4	3.1	3.3	4.2	3.8								3.4
Net Yards Passing	145	83	168	171	164	208	154	233	166								1492
Times Sacked	2	1	4	1	1	4	6	3	5								27
Yards Lost on Sacks	8	7	25	9	6	32	40	19	42								188
Gross Yards Passing	153	90	193	180	170	240	194	252	208								1680
Pass Attempts	34	27	26	27	25	31	39	40	39								288
Pass Completions	20	17	17	15	10	21	21	23	22								166
Completion Pct	58.8%	63.0%	65.4%	55.6%	40.0%	67.7%	53.9%	57.5%	56.4%								57.6%
Avg. Gain Per Pass	4.0	3.0	5.6	6.1	6.3	5.9	3.4	5.4	3.8								4.7
Interceptions	1	1	3	0	0	1	3	1	2								12
Fumbles / Fum. Lost	1-1	0-0	2-1	2-1	1-0	1-1	3-2	1-1	1-0								12-7
Penalties	9	9	6	5	5	5	7	9	3								58
Penalty Yards	67	47	43	38	46	30	45	62	30								408
Punts	5	8	4	5	8	6	6	5	5								52
Gross Punting Average	52.6	50.4	50.8	50.6	39.6	48.0	50.7	45.8	49.4								48.2
Touchbacks	1	0	1	0	0	0	0	0	1								3
Inside20	3	1	1	1	5	1	1	1	1								15
Punts Blocked	0	0	0	0	0	0	0	0	0								0
Net Punting Average	46.2	33.8	39.8	42.8	39.3	43.7	46.8	39.4	45.4								41.4
Punt Returns	2	0	2	1	1	3	2	0	3								14
Punt Return Yards	44	0	7	0	0	17	17	0	8								93
Punt Return Avg.	22.0	0.0	3.5	0.0	0.0	5.7	8.5	0.0	2.7								6.6
Fair Catches	2	0	0	1	1	1	4	5	1								15
Kickoff Returns	0	3	0	2	0	3	5	0	3								16
Kickoff Return Yards	0	49	0	55	0	60	77	0	89								330
Kickoff Return Avg.	0.0	16.3	0.0	27.5	0.0	20.0	15.4	0.0	29.7								20.6
Time of Possession	21:52	25:52	23:39	28:14	19:48	25:38	29:11	27:41	31:47								25:58
Kickoffs-EZ-TB	2-1-0	1-1-0	3-3-3	4-1-1	5-4-3	4-3-3	3-1-1	5-4-3	3-0-0								30-18-14

2018 ARIZONA CARDINALS REGULAR SEASON GAME-BY-GAME DEFENSIVE STATS

	9/9 vs. Was	9/16 @ LAR	9/23 vs. Chi	9/30 vs. Sea	10/7 @ SF	10/14 @ Min	10/18 vs. Den	10/28 vs. SF	11/11 @ KC	11/18 vs. Oak	11/25 @ LAC	12/2 @ GB	12/9 vs. Det	12/16 @ Atl	12/23 vs. LAR	12/30 @ Sea	Totals
Points	24	34	16	20	18	27	45	15	26								225
1st Qtr	0	0	0	7	6	10	21	2	10								56
2nd Qtr	21	19	3	0	0	3	14	3	10								73
3rd Qtr	0	8	10	10	0	14	7	7	0								56
4th Qtr	3	7	3	3	12	0	3	3	6								40
Overtime	0	0	0	0	0	0	0	0	0								0
TDs (Ru-P-Ret)	1-2-0	3-1-0	1-0-0	2-0-0	1-2-0	2-1-0	2-2-2	0-1-0	1-2-0								13-11-2
PATs (M/A)	3-3	1-1	1-1	2-2	0-0	3-3	6-6	1-1	2-2								19-19
2PT Convs (M/A)	0-0	3-3	0-0	0-0	0-3	0-0	0-0	0-0	0-1								3-7
FGs (M/A)	1-1	1-1	3-4	2-4	0-1	2-2	1-1	2-2	2-2								14-18
Safeties	0	0	0	0	0	0	0	0	0								0
First Downs	30	24	21	19	33	20	15	16	20								198
Rushing	10	8	7	11	9	8	6	5	8								72
Passing	13	14	11	6	22	12	8	9	12								107
Penalty	7	2	3	2	2	0	1	2	0								19
3rd Down Conv (M/A)	6-13	8-15	5-14	0-10	10-17	5-14	5-13	5-14	4-11								48-121
3rd Down Conv Pct	46.2%	53.3%	35.7%	0.0%	58.8%	35.7%	38.5%	35.7%	36.4%								39.7%
4th Down Conv (M/A)	1-1	1-3	1-1	1-2	1-2	0-1	0-0	0-0	0-0								5-10
4th Down Conv Pct	100.0%	33.3%	100.0%	50.0%	50.0%	0.0%	0.0%	0.0%	0.0%								50.0%
Red Zone Conv (M/A)	3-4	4-6	1-3	1-2	3-3	2-3	1-2	0-2	2-4								17-29
Red Zone Conv Pct	75.0%	66.7%	33.3%	50.0%	100.0%	66.7%	50.0%	0.0%	50.0%								58.6%
Goal to Go Conv (M/A)	1-1	2-3	1-2	1-1	3-3	1-1	1-1	0-1	2-2								12-15
Goal to Go Conv Pct	100.0%	66.7%	50.0%	100.0%	100.0%	100.0%	100.0%	0.0%	100.0%								80.0%
Total Net Yards	429	432	316	331	447	411	309	267	330								3272
Total Off. Plays	75	67	69	62	92	70	55	63	56								609
Avg. Gain Per Play	5.7	6.4	4.6	5.3	4.9	5.9	5.6	4.2	5.9								5.4
Net Yards Rushing	182	90	122	171	147	195	131	107	118								1263
Total Rushing Plays	42	33	31	34	34	32	31	31	23								291
Avg. Gain Per Rush	4.3	2.7	3.9	5.0	4.3	6.1	4.2	3.5	5.1								4.3
Net Yards Passing	247	342	194	160	300	216	178	160	212								2009
Times Sacked	3	2	3	2	4	4	2	4	5								29
Yards Lost on Sacks	8	12	26	12	49	17	11	30	37								202
Gross Yards Passing	255	354	220	172	349	233	189	190	249								2211
Pass Attempts	30	32	35	26	54	34	22	28	28								289
Pass Completions	21	24	24	19	34	24	15	14	21								196
Completion Pct	70.0%	75.0%	68.6%	73.1%	63.0%	70.6%	68.2%	50.0%	75.0%								67.8%
Avg. Gain Per Pass	7.5	10.1	5.1	5.7	5.2	5.7	7.4	5.0	6.4								6.3
Interceptions	0	1	1	0	2	1	1	0	0								6
Fumbles / Fum. Lost	3-1	0-0	1-1	3-0	4-3	1-1	0-0	2-0	1-0								15-6
Penalties	9	5	7	8	9	9	5	5	8								65
Penalty Yards	63	49	45	57	65	52	50	59	63								503
Punts	4	2	3	4	4	5	6	7	5								40
Gross Punting Average	46.5	51.0	52.7	47.5	44.3	45.0	43.5	40.7	46.6								45.4
Touchbacks	0	1	1	1	1	0	0	0	1								5
Inside20	2	1	1	2	1	2	2	4	3								18
Punts Blocked	0	0	0	0	0	0	0	0	0								0
Net Punting Average	35.5	41.0	43.7	42.5	39.3	41.6	40.7	40.7	41.0								40.6
Punt Returns	2	6	2	4	3	3	3	4	2								29
Punt Return Yards	12	133	24	39	3	26	23	32	0								292
Punt Return Avg.	6.0	22.2	12.0	9.8	1.0	8.7	7.7	8.0	0.0								10.1
Fair Catches	2	1	1	1	1	2	1	1	0								10
Kickoff Returns	2	1	0	3	2	1	2	2	2								15
Kickoff Return Yards	24	22	0	65	61	17	38	52	22								301
Kickoff Return Avg.	12.0	22.0	0.0	21.7	30.5	17.0	19.0	26.0	11.0								20.1
Time of Possession	38:08	34:08	36:21	31:46	40:12	34:22	30:49	32:19	28:13								34:02
Kickoffs-EZ-TB	5-5-5	5-2-2	5-5-5	4-3-2	4-3-3	6-5-3	8-6-3	4-4-4	6-3-3								47-36-30

THE LAST TIME // REGULAR SEASON

RUSHING

200 Yards Rushing

By Cardinals: 228, Beanie Wells at St. Louis, Nov. 27, 2011 (27 att., TD)
By Opponent: 228, Clinton Portis at Denver, Dec. 29, 2002 (24 att., 2 TD)

150 Yards Rushing

By Cardinals: 159, Adrian Peterson at San Francisco, Nov. 5, 2017 (37 att., 0 TD)
By Opponent: 155, Latavius Murray at Minnesota, Oct. 14, 2018 (24 att., TD)

100 Yards Rushing

By Cardinals: 159, Adrian Peterson at San Francisco, Nov. 5, 2017 (37 att. 0 TD)
By Opponent: 155, Latavius Murray at Minnesota, Oct. 14, 2018 (24 att., TD)

Two 100-Yard Rushers

By Cardinals: 126 yards, Ottis Anderson/102 yards, Wayne Morris at New Orleans, Oct. 5, 1980
By Opponent: 128 yards, Marshawn Lynch/108 yards, Robert Turbin at Seattle, Dec. 9, 2012

Three Rushing Touchdowns

By Cardinals: David Johnson at Seattle, Dec. 24, 2016 (2, 1, 1 yard)
By Opponent: Todd Gurley at LA Rams, Sept. 16, 2018 (11, 1, 2 yards)

Two Rushing Touchdowns

By Cardinals: David Johnson at San Francisco, Oct. 7, 2018 (2, 6 yards)
By Opponent: Mike Davis, Sept. 30, 2018 (20, 2 yards)

PASSING

500 Yards Passing

By Cardinals: 522, Boomer Esiason at Washington, Nov. 10, 1996-OT (35 comp., 59 att.)
By Opponent: Never happened

400 Yards Passing

By Cardinals: 421, Carson Palmer at Pittsburgh, Oct. 18, 2015 (29 comp., 45 att.)
By Opponent: 411, Nick Foles vs. Philadelphia, Oct. 26, 2014 (36 comp., 62 att.)

300 Yards Passing

By Cardinals: 357, Carson Palmer vs. San Francisco, Oct. 1, 2017 (33 comp., 51 att.)
By Opponent: 349, C.J. Beathard at San Francisco, Oct. 7, 2018 (34 comp., 54 att.)

Six Touchdown Passes

By Cardinals: Charley Johnson vs. New Orleans, Nov. 2, 1969 (32, 14, 28, 31, 26, 14 yards)
By Opponent: Brett Favre at NY Jets, Sept. 28, 2008 (12, 34, 2, 17, 40, 24 yards)

Five Touchdown Passes

By Cardinals: Kurt Warner at Chicago, Nov. 8, 2009 (11, 6, 17, 15, 4 yards)
By Opponent: Brett Favre (6) at NY Jets, Sept. 28, 2008 (12, 34, 2, 17, 40, 24 yards)

Four Touchdown Passes

By Cardinals: Carson Palmer vs. Cincinnati, Nov. 22, 2015 (18, 64, 18, 16 yards)
By Opponent: Carson Wentz at Philadelphia, Oct. 8, 2017 (15, 11, 59, 72 yards)

Three Touchdown Passes

By Cardinals: Blaine Gabbert at Houston, Nov. 19, 2017 (20, 11, 28 yards)
By Opponent: Ryan Fitzpatrick vs. Tampa Bay, Oct. 15, 2017 (4, 10, 37 yards)

RECEIVING

200 Yards Receiving

By Cardinals: 217, Anquan Boldin at Detroit, Sept. 7, 2003 (10 receptions, 2 TD)
By Opponent: 226, Demaryius Thomas at Denver, Oct. 5, 2014 (8 rec., 2 TD)

150 Yards Receiving

By Cardinals: 196, John Brown at Pittsburgh, Oct. 18, 2015 (10 rec.)
By Opponent: 159, Brandin Cooks at LA Rams, Sept. 16, 2018 (7 rec.)

100 Yards Receiving

By Cardinals: 102, Larry Fitzgerald vs. San Francisco, Oct. 28, 2018 (8 rec.)
By Opponent: 117, Tyreek Hill at Kansas City, Nov. 11, 2018 (7 rec., 2 TD)

Two 100-Yard Receivers

By Cardinals: 133, Larry Fitzgerald (12 rec.), 101, Michael Floyd (5 rec.) vs. San Francisco, Nov. 13, 2016
By Opponent: 139, Luke Willson (3 rec., 2 TD), 113, Doug Baldwin (7 rec.), vs. Seattle, Dec. 21, 2014

Four Receiving Touchdowns

By Cardinals: Roy Green vs. Seattle, Nov. 13, 1983 (15, 23, 7, 63 yards)
By Opponent: Earnest Gray vs. NY Giants, Sept. 7, 1980 (10, 37, 42, 20 yards)

Three Receiving Touchdowns

By Cardinals: Larry Fitzgerald at Chicago, Sept. 20, 2015 (8, 28, 9 yards)
By Opponent: Greg Olsen at Chicago, Nov. 8, 2009 (33, 3, 20 yards)

Two Receiving Touchdowns

By Cardinals: Ricky Seals-Jones at Houston, Nov. 19, 2017 (11, 28 yards)
By Opponent: Tyreek Hill at Kansas City, Nov. 11, 2018 (37, 14 yards)

10 or More Receptions in a Game

By Cardinals: Larry Fitzgerald (10 for 98 yards) vs. LA Rams, Dec. 3, 2017
By Opponent: Adam Thielen (11 for 123 yards) at Minnesota, Oct. 14, 2018

COMBOS

100-Yard Rusher/100-Yard Receiver

By Cardinals: Adrian Peterson, 134 rushing yards/Larry Fitzgerald, 138 receiving yards vs. Tampa Bay, Oct. 15, 2017
By Opponent: Latavius Murray, 155 rushing yards/Adam Thielen, 123 receiving yards at Minnesota, Oct. 14, 2018

100-Yard Rusher/Two 100-Yard Receivers

By Cardinals: Johnny Johnson, 103 rushing yards/Ernie Jones, 117 receiving yards/Roy Green, 120 receiving yards vs. Green Bay, Nov. 18, 1990
By Opponent: Marshawn Lynch, 113 rushing yards/Luke Willson, 139 receiving yards/Doug Baldwin, 113 receiving yards vs. Seattle, Dec. 21, 2014

100-Yard Rusher/100-Yard Receiver/300-Yard Passer

By Cardinals: Chris Johnson, 109 rushing yards/Michael Floyd, 106 receiving yards/Carson Palmer 374 passing yards at Cleveland, Nov. 1, 2015
By Opponent: Marshawn Lynch, 113 rushing yards/Luke Willson, 139 receiving yards/Doug Baldwin, 113 receiving yards/Russell Wilson, 339 passing yards vs. Seattle, Dec. 21, 2014

Two 100-Yard Receivers/300-Yard Passer

By Cardinals: Larry Fitzgerald, 133; Michael Floyd, 101; Carson Palmer, 376, vs. San Francisco, Nov. 13, 2016
By Opponent: Luke Willson, 139; Doug Baldwin, 113; Russell Wilson, 339, vs. Seattle, Dec. 21, 2014

SCORING

Four Total Touchdowns

By Cardinals: Ronald Moore vs. LA Rams, Dec. 5, 1993 (4 rush)
By Opponent: Brian Westbrook at Philadelphia, Nov. 27, 2008 (2 rush, 2 rec.)

Three Total Touchdowns

By Cardinals: David Johnson at Seattle, Dec. 24, 2016 (3 rush)
By Opponent: Todd Gurley at LA Rams, Sept. 16, 2018 (3 rush)

Two-Point Conversion

By Cardinals: Larry Fitzgerald reception vs. San Francisco, Oct. 28, 2018
By Opponent: Malcolm Brown reception at LA Rams, Sept. 16, 2018

Safety

By Cardinals: Calais Campbell sacked Blaine Gabbert in end zone at San Francisco, Oct. 6, 2016
By Opponent: Intentional grounding by Josh Rosen in end zone vs. San Francisco, Oct. 28, 2018

KICKING

Six Field Goals

By Cardinals: Neil Rackers vs. San Francisco, Oct. 2, 2005 (40, 45, 48, 23, 43, 24 yards)
By Opponent: Never happened

Five Field Goals

By Cardinals: Phil Dawson at Washington, Dec. 17, 2017 (40, 35, 19, 34, 32 yards)
By Opponent: Robbie Gould vs. San Francisco, Oct. 1, 2017 (49, 39, 47, 48, 23 yards)

Four Field Goals

By Cardinals: Phil Dawson at Seattle, Dec. 31, 2017 (49, 46, 53, 42 yards)
By Opponent: Greg Zuerlein vs. LA Rams, Dec. 3, 2017 (56, 20, 24, 41 yards)

Three Field Goals

By Cardinals: Phil Dawson (4) at Seattle, Dec. 31, 2017 (49, 46, 53, 42 yards)
By Opponent: Cody Parkey vs. Chicago, Sept. 23, 2018 (20, 41, 43 yards)

Missed Point-After-Touchdown

By Cardinals: Phil Dawson vs. NY Giants, Dec. 24, 2017 (wide right)
By Opponent: Greg Zuerlein vs. LA Rams, Dec. 3, 2017 (wide left)

THE LAST TIME // REGULAR SEASON

Blocked Punt

By Cardinals: Quentin Groves at New England, Sept. 16, 2012 (Zoltan Mesko punt)
By Opponent: Chase Reynolds at LA Rams, Jan. 1, 2017 (Matt Wile punt)

Blocked Punt Return For Touchdown

By Cardinals: Monty Beisel (Sean Morey block) vs. Dallas, Oct. 12, 2008, three yards (Mat McBriar punt)
By Opponent: DeDe Dorsey (DeDe Dorsey block) at Cincinnati, Nov. 18, 2007, 19 yards (Mike Barr punt)

Blocked Field Goal Attempt

By Cardinals: Rodney Gunter at Seattle, Dec. 24, 2016 (Steven Hauschka 45-yard attempt)
By Opponent: Michael Brockers vs. LA Rams, Dec. 3, 2017 (Phil Dawson 45-yard attempt)

Blocked Field Goal Attempt For Touchdown

By Cardinals: Justin Bethel (Adrian Wilson block) vs. Chicago, Dec. 23, 2012, 82 yards (Olindo Mare kick)
By Opponent: Mike Bass (Verlon Biggs block) at Washington, Sept. 24, 1972, 32 yards (Jim Bakken kick)

RETURNS

Punt Return For Touchdown

By Cardinals: Ted Ginn, Jr. at NY Giants, Sept. 14, 2014, 71 yards (Steve Weatherford punt)
By Opponent: Nick Miller at St. Louis, Nov. 27, 2011, 88 yards (Dave Zastudil punt)

Kickoff Return For Touchdown

By Cardinals: David Johnson at Chicago, Sept. 20, 2015, 108 yards (Robbie Gould kickoff)
By Opponent: Tyler Lockett at Seattle, Dec. 31, 2017, 99 yards (Phil Dawson kickoff)

Interception Return For Touchdown

By Cardinals: Justin Bethel at Detroit, Sept. 10, 2017 (82 yards, Matthew Stafford pass)
By Opponent: Chris Harris Jr. and Todd Davis vs. Denver, Oct. 18, 2018 (53 yards, Josh Rosen pass; 20 yards, Josh Rosen pass)

Fumble Return For Touchdown

By Cardinals: Budda Baker at Minnesota, Oct. 14, 2018, 36 yards (Kirk Cousins fumble)
By Opponent: Calais Campbell vs. Jacksonville, Nov. 26, 2017, 10 yards (Blaine Gabbert fumble)

DEFENSE

Four Interceptions

By Cardinals: Kwamie Lassiter vs. San Diego, Dec. 27, 1998
By Opponent: Never happened

Three Interceptions

By Cardinals: Antrel Rolle at Cincinnati, Nov. 18, 2007
By Opponent: Marcus Trufant at Seattle, Dec. 9, 2007

Two Interceptions

By Cardinals: Antoine Bethea vs. NY Giants, Dec. 24, 2017
By Opponent: Ross Cockrell vs. NY Giants, Dec. 24, 2017

Two Interceptions By Teammates

By Cardinals: At Washington, Oct. 16, 1994 (Aeneas Williams and James Williams)
By Opponent: At Seattle, Dec. 9, 2012 (Richard Sherman and Bobby Wagner)

Four Quarterback Sacks

By Cardinals: Bertrand Berry vs. NY Giants, Nov. 14, 2004
By Opponent: Cameron Wake (4.5) vs. Miami, Sept. 30, 2012

Three Quarterback Sacks

By Cardinals: Dwight Freeney vs. Green Bay, Dec. 27, 2015
By Opponent: Demarcus Lawrence vs. Dallas, Sept. 25, 2017

Two QB Sacks By Teammates

By Cardinals: at San Francisco, Oct. 6, 2016 (Markus Golden 2.0, Calais Campbell 2.0)
By Opponent: vs. Denver, Oct. 18, 2018 (Von Miller 2.0, Bradley Chubb 2.0)

Two Opponent Fumble Recoveries

By Cardinals: Jeraud Powers vs. Green Bay, Dec. 27, 2015
By Opponent: J.J. Watt vs. Houston, Nov. 10, 2013

TEAM SCORING

50 Points Scored By Team

By Cardinals: St. Louis 56 at Minnesota 14, Oct. 6, 1963
By Opponent: At Seattle 58, Arizona 0, Dec. 9, 2012

40 Points Scored

By Cardinals: Arizona 44, at LA Rams 6, Jan. 1, 2017
By Opponent: Denver 45, at Arizona 10, Oct. 18, 2018

20 First-Quarter Points

By Cardinals: 21 vs. San Francisco, Sept. 10, 2006
By Opponent: 21 vs. Denver, Oct. 18, 2018

20 Second-Quarter Points

By Cardinals: 24 vs. Tampa Bay, Sept. 18, 2016
By Opponent: 21 vs. Washington, Sept. 9, 2018

20 Third-Quarter Points

By Cardinals: 21 vs. Green Bay, Dec. 27, 2015
By Opponent: 21 at San Francisco, Jan. 2, 2011

20 Fourth-Quarter Points

By Cardinals: 20 at Seattle, Dec. 24, 2016
By Opponent: 27 vs. Tampa Bay, Oct. 15, 2017

30 One-Half Points

By Cardinals: 31 in first half vs. San Francisco, Sept. 27, 2015
By Opponent: 35 in first half vs. Denver, Oct. 18, 2018

Score Touchdown In Each Quarter

By Cardinals: vs. Tampa Bay, Oct. 15, 2017 (14, 10, 7, 7 points)
By Opponent: at Atlanta, Nov. 27, 2016 (7, 10, 7, 14 points)

OFFENSE

500 Yards Total Offense

By Cardinals: 524 at St. Louis, Dec. 6, 2015
By Opponent: 596 vs. Seattle, Dec. 21, 2014

No Sacks/No Interceptions Allowed

By Cardinals: vs. NY Jets, Oct. 17, 2016
By Opponent: at Kansas City, Nov. 21, 2010

DEFENSE

Shutout

By Cardinals: Arizona 23, vs. NY Giants 0, Dec. 24, 2017 (State Farm Stadium)
By Opponent: Arizona 0, at LA Rams 34, Sept. 16, 2018 (Los Angeles Memorial Coliseum)

Shutout At Home

By Cardinals: Arizona 23, vs. NY Giants 0, Dec. 24, 2017 (State Farm Stadium)
By Opponent: Arizona 0, vs. Seattle 38, Sept. 14, 2003 (Sun Devil Stadium)

Shutout On The Road

By Cardinals: Arizona 38, at Dallas 0, Nov. 16, 1970 (Cotton Bowl)
By Opponent: Arizona 0, at LA Rams 34, Sept. 16, 2018 (Los Angeles Memorial Coliseum)

MISCELLANEOUS

Overtime Win At Home

By Cardinals: Oct. 1, 2017 vs. San Francisco, 18-15 (State Farm Stadium)
By Opponent: Oct. 14, 2012 vs. Buffalo, 19-16 (State Farm Stadium)

Overtime Win On The Road

By Cardinals: Sept. 17, 2017 at Indianapolis, 16-13 (Lucas Oil Stadium)
By Opponent: Nov. 7, 2010 at Minnesota, 27-24 (Metrodome)

10 Or More Penalties

By Cardinals: 10, vs. Jacksonville, Nov. 26, 2017 (98 yards)
By Opponent: 10, vs. NY Giants, Dec. 24, 2017 (101 yards)

Tie Game

By Cardinals: Oct. 23, 2016 vs. Seattle, 6-6

Over 40:00 Time of Possession (Non-OT)

By Cardinals: 42:50 at Seattle, Oct. 18, 2009
By Opponent: 40:12 at San Francisco, Oct. 7, 2018

ARIZONA CARDINALS 2018 PARTICIPATION

No.	Player	Washington	at LA Rams	Chicago	Seattle	at San Francisco	at Minnesota	Denver	San Francisco	at Kansas City	Oakland	at LA Chargers	at Green Bay	Detroit	at Atlanta	LA Rams	at Seattle	GP/GS/DNP/IA	Total
70	Aboushi, Oday	-	-	-	-	-	-	-	DNP	P								1-0-1-0	
36	Baker, Budda	SS	SS	SS	SS	SS	SS	SS	SS	SS								9-9-0-0	
58	Bello, B.J.	PS	PS	-	-	-	-	-	-	-								N/A	
23	Benwikere, Bené	P	P	P	CB	CB	CB	CB	CB	CB								9-6-0-0	
41	Bethea, Antoine	FS	FS	FS	FS	FS	FS	FS	FS	FS								9-9-0-0	
33	Boston, Tre	S	S	S	S	S	S	IAJ	IAJ	S								7-7-0-2	
9	Bradford, Sam	QB	QB	QB	IA	IA	IA	IA	IA	-								3-3-0-5	
46	Brewer, Aaron	P	P	P	P	P	P	P	P	P								9-0-0-0	
20	Bucannon, Deone	WLB	P	P	WLB	P	P	P	WLB	P								9-3-0-0	
57	Bynes, Josh	MLB	MLB	MLB	MLB	MLB	MLB	MLB	MLB	MLB								9-9-0-0	
52	Cash, Jeremy	IR	IR	IR	IR	IR	IR	IR	IR	IR								N/A	
75	Clausell, Blaine	DNP	P	DNP	P	IA	IA	DNP	DNP	-								2-0-4-2	
64	Cole, Mason	C	C	C	C	C	C	C	C	C								9-9-0-0	
32	Coleman, Derrick	FB	P	P	P	P	P	P	P	FB								9-2-0-0	
27	Cox, Demetrious	PS	PS	PS	PS	-	-	-	-	-								N/A	
15	Crockett, Montay	-	-	-	-	-	-	-	-	PS								N/A	
79	Cunningham, Korey	IA	IA	IA	IA	IA	IA	DNP	IA	DNP								0-0-2-7	
4	Dawson, Phil	P	P	P	P	P	P	P	P	P								9-0-0-0	
54	Dora, Vontarius	-	-	-	-	-	-	-	-	PS								N/A	
29	Edmonds, Chase	P	P	P	P	P	P	P	P	P								9-0-0-0	
11	Fitzgerald, Larry	WR	WR	WR	WR	WR	WR	WR	WR	WR								9-9-0-0	
30	Ford, Rudy	P	P	IAJ	P	P	P	S	P	P								8-1-0-1	
37	Foster, D.J.	IR	IR	IR	IR	IR	IR	IR	IR	IR								N/A	
69	Friend, Kyle	-	-	-	-	-	-	PS	-	-								N/A	
92	Gardeck, Dennis	P	P	P	P	P	P	P	P	P								9-0-0-0	
7	Glennon, Mike	IA	IA	IA	DNP	DNP	DNP	DNP	DNP	DNP								0-0-6-3	
44	Golden, Markus	IAJ	IAJ	DE	DE	IAJ	DE	DE	DE	DE								6-6-0-3	
75	Golditch, Zack	-	-	-	-	-	-	-	-	IA								0-0-0-1	
78	Gossett, Colby	-	-	-	-	-	-	-	-	IA								0-0-0-1	
84	Gresham, Jermaine	IAJ	IAJ	P	TE	TE	TE	TE	P	TE								7-5-0-2	
95	Gunter, Rodney	P	P	P	P	DT	P	DT	DT	DT								9-4-0-0	
58	Harris, Nigel	-	-	PS	PS	-	-	-	-	-								N/A	
51	Hodges, Gerald	P	SLB	SLB	P	P	P	P	P	P								9-2-0-0	
85	Holmes, Gabe	TE	TE	P	TE	TE	P	P	P	PS								8-4-0-0	
60	House, Will	PS	PS	PS	PS	PS	PS	-	-	-								N/A	
74	Humphries, D.J.	LT	LT	LT	LT	LT	LT	LT	LT	LT								9-9-0-0	
76	Iupati, Mike	LG	LG	LG	LG	LG	LG	IAJ	LG	IAJ								7-7-0-2	
94	James, Alec	PS	PS	PS	-	-	-	-	-	-								N/A	
31	Johnson, David	RB	RB	RB	RB	RB	RB	RB	RB	RB								9-9-0-0	
55	Jones, Chandler	DE	DE	DE	DE	DE	DE	DE	DE	DE								9-9-0-0	
25	Jones, Chris	PS	PS	PS	PS	PS	PS	PS	PS	PS								N/A	
96	Kamalu, Ufomba	-	-	-	PS	PS	PS	PS	PS	-								N/A	
6	Kanoff, Charles	PS	PS	PS	PS	PS	PS	PS	PS	PS								N/A	
13	Kirk, Christian	P	P	WR	P	WR	WR	P	WR	WR								9-5-0-0	
2	Lee, Andy	P	P	P	P	P	P	P	P	P								9-0-0-0	
22	Logan, T.J.	IAJ	P	IA	IA	IA	IA	IA	IA	P								3-0-0-6	
50	Martin, Gabe	IR	IR	IR	IR	IR	IR	IR	IR	IR								N/A	
91	Mayowa, Benson	DE	DE	P	P	DE	P	P	P	P								9-3-0-0	
1	McCrane, Matt	-	-	-	-	-	-	-	PS	-								N/A	
93	Moats, Arthur	IR	IR	IR	IR	IR	-	-	-	-								N/A	
56	Moore, Zach	P	P	P	P	P	P	P	P	P								9-0-0-0	
62	Munyer, Daniel	DNP	DNP	P	P	P	P	RG	P	P								7-1-2-0	
14	Nelson, J.J.	P	P	P	P	P	P	WR	P	P								9-1-0-0	
39	Nichols, Deatrick	IA	P	IA	IA	P	PS	IA	PS	PS								2-0-0-4	
90	Nkemdiche, Robert	DT	DT	DT	DT	IAJ	DT	DT	P	IAJ								7-6-0-2	
97	Odenigbo, Ifeadi	-	-	-	IA	P	IA	IA	-	-								1-0-0-3	
42	Owens, Jonathan	IR	IR	IR	IR	IR	IR	IR	IR	IR								N/A	
35	Penny, Elijah	PS	PS	-	-	-	-	-	-	-								N/A	
98	Peters, Corey	DT	DT	DT	DT	DT	DT	DT	IAJ	DT								8-8-0-1	
21	Peterson, Patrick	CB	CB	CB	CB	CB	CB	CB	CB	CB								9-9-0-0	
82	Phillips, John	-	-	-	-	-	-	-	-	P								1-0-0-0	
72	Pierre, Olsen	P	IAJ	IAJ	P	P	P	P	P	P								7-0-0-2	
35	Pleasant, Eddie	-	-	-	-	-	-	-	-	IA								1-0-0-1	
67	Pugh, Justin	RG	RG	RG	RG	RG	RG	DNP	IAJ	RG								7-7-1-1	
43	Reddick, Haason	P	P	P	P	WLB	WLB	SLB	SLB	SLB								9-5-0-0	
18	Reedy, Bernard	-	-	-	-	PS	PS	-	-	-								N/A	
3	Rosen, Josh	DNP	DNP	P	QB	QB	QB	QB	QB	QB								7-6-2-0	
86	Seals-Jones, Ricky	TE	TE	TE	P	P	P	TE	TE	P								9-5-0-0	
61	Shelton, Coleman	-	-	-	-	-	-	-	PS	PS								N/A	
16	Sherfield, Trent	P	IA	P	P	P	IA	P	IA	P								6-0-0-3	
53	Shipley, A.Q.	IR	IR	IR	IR	IR	IR	IR	IR	IR								N/A	
34	Simmons, Jalen	-	-	PS	PS	PS	PS	-	-	-								N/A	
71	Smith, Andre	RT	IAJ	IAJ	IAJ	RT	RT	RT	RT	RT								6-6-0-3	
97	Smith, Garrison	P	P	-	-	-	-	-	-	-								2-0-0-0	
96	Smith, Jacquies	P	P	P	-	-	-	-	-	-								3-0-0-0	
65	Tasini, Pasoni	PS	PS	PS	PS	PS	PS	PS	PS	-								N/A	
28	Taylor, Jamar	CB	CB	CB	P	P	P	P	P	P								9-3-0-0	
27	Thompson, Darian	-	-	-	-	PS	-	-	-	-								N/A	
17	Tolliver, Jalen	PS	PS	PS	PS	PS	PS	PS	PS	PS								N/A	
47	Turner, Zeke	P	P	P	P	P	P	P	P	P								9-0-0-0	
94	Valentine, Vincent	-	-	-	-	-	-	-	-	PS								N/A	
89	Vollert, Andrew	PS	PS	PS	PS	PS	PS	PS	PS	-								N/A	
68	Vujnovich, Jeremy	IA	DNP	P	IA	IA	P	IAJ	IAJ	LG								3-1-1-5	
59	Walker, Joe	-	-	P	P	P	P	P	P	P								7-0-0-0	
73	Wetzel, John	P	RT	RT	RT	P	P	LG	RG	IR								8-5-0-0	
34	Wilds, Brandon	-	-	-	-	-	-	PS	PS	PS								N/A	
26	Williams, Brandon	P	P	P	P	P	P	P	P	P								9-0-0-0	
10	Williams, Chad	P	WR	WR	WR	P	P	WR	WR	IAJ								8-5-0-1	
12	Wright, Kendall	-	-	-	-	-	IA	-	-	IA								0-0-0-2	

P-Played, Position-Started, INJ-Injured, DNP-Did Not Play, IA-Inactive, IAJ-Inactive/Injured, IR-Injured Reserve, PS-Practice Squad, PUP-Physically Unable to Perform, SUS-Suspension, NFI-Reserve/Non-Football Injury, RE-Roster Exemption

2018 ARIZONA CARDINALS STARTERS

Opponent, Date	OFFENSE										
	WR	LT	LG	C	RG	RT	TE	TE	QB	RB	FB
Washington, Sep. 9	Fitzgerald WR	Humphries LT	Iupati LG	Cole C	Pugh RG	Smith RT	Seals-Jones TE	Holmes WR	Bradford QB	Johnson RB	Coleman TE
at LA Rams, Sep. 16	Fitzgerald WR	Humphries LT	Iupati LG	Cole C	Pugh RG	Wetzel RT	Seals-Jones TE	Williams WR	Bradford QB	Johnson RB	Holmes WR
Chicago, Sep. 23	Fitzgerald WR	Humphries LT	Iupati LG	Cole C	Pugh RG	Wetzel RT	Seals-Jones TE	Williams WR	Bradford QB	Johnson RB	Kirk TE
Seattle, Sep. 30	Fitzgerald	Humphries	Iupati	Cole	Pugh	Wetzel	Gresham	Williams	Rosen	Johnson	Holmes
at San Francisco, Oct. 7	Fitzgerald WR	Humphries LT	Iupati LG	Cole C	Pugh RG	Smith RT	Gresham TE	Williams WR	Rosen QB	Johnson RB	Holmes WR
at Minnesota, Oct. 14	Fitzgerald WR	Humphries LT	Iupati LG	Cole C	Pugh RG	Smith RT	Gresham TE	Williams WR	Rosen QB	Johnson RB	Kirk TE
Denver, Oct. 18	Fitzgerald WR	Humphries LT	Wetzel LG	Cole C	Munyer RG	Smith RT	Seals-Jones TE	Nelson WR	Rosen QB	Johnson RB	Gresham WR
San Francisco, Oct. 28	Fitzgerald WR	Humphries LT	Iupati LG	Cole C	Wetzel RG	Smith RT	Seals-Jones TE	Williams WR	Rosen QB	Johnson RB	Kirk FB
at Kansas City, Nov. 11	Fitzgerald	Humphries	Vujnovich	Cole	Pugh	Smith	Gresham	Kirk	Rosen	Johnson	Coleman
Oakland, Nov. 18											
at LA Chargers, Nov. 25											
at Green Bay, Dec. 2											
Detroit, Dec. 9											
at Atlanta, Dec. 16											
LA Rams, Dec. 23											
at Seattle, Dec. 30											

Opponent, Date	DEFENSE										
	DE	DT	DT	DE	LB	LB	S	CB	CB	SS	FS
Washington, Sep. 9	Mayowa	Peters	Nkemdiche	Jones	Bynes	Bucannon	Boston	Peterson	Taylor	Baker	Bethea
at LA Rams, Sep. 16	Mayowa	Peters	Nkemdiche	Jones	Bynes	Hodges	Boston	Peterson	Taylor	Baker	Bethea
Chicago, Sep. 23	Golden	Peters	Nkemdiche	Jones	Bynes	Hodges	Boston	Peterson	Taylor	Baker	Bethea
Seattle, Sep. 30	Golden	Peters	Nkemdiche	Jones	Bynes	Bucannon	Boston	Peterson	Benwikere	Baker	Bethea
at San Francisco, Oct. 7	Mayowa	Peters	Gunter	Jones	Bynes	Reddick	Boston	Peterson	Benwikere	Baker	Bethea
at Minnesota, Oct. 14	Golden	Peters	Nkemdiche	Jones	Bynes	Reddick	Boston	Peterson	Benwikere	Baker	Bethea
Denver, Oct. 18	Golden	Peters	Gunter	Jones	Bynes	Reddick	Ford	Peterson	Benwikere	Baker	Bethea
	DE	DT	DT	DE	SLB	MLB	WLB	CB	CB	SS	FS
San Francisco, Oct. 28	Golden	Nkemdiche	Gunter	Jones	Reddick	Bynes	Bucannon	Peterson	Benwikere	Baker	Bethea
	DE	DT	DT	DE	LB	LB	S	CB	CB	SS	FS
at Kansas City, Nov. 11	Golden	Peters	Gunter	Jones	Bynes	Reddick	Boston	Peterson	Benwikere	Baker	Bethea
Oakland, Nov. 18											
at LA Chargers, Nov. 25											
at Green Bay, Dec. 2											
Detroit, Dec. 9											
at Atlanta, Dec. 16											
LA Rams, Dec. 23											
at Seattle, Dec. 30											

2018 ARIZONA CARDINALS INACTIVES

Washington, Sep. 9

OL Korey Cunningham
QB Mike Glennon
DE Markus Golden
TE Jermaine Gresham
RB T.J. Logan
CB Deatrick Nichols
OL Jeremy Vujnovich

at LA Rams, Sep. 16

OL Korey Cunningham
QB Mike Glennon
DE Markus Golden
TE Jermaine Gresham
DT Olsen Pierre
WR Trent Sherfield
OL Andre Smith

Chicago, Sep. 23

OL Korey Cunningham
S Rudy Ford
QB Mike Glennon
RB T.J. Logan
CB Deatrick Nichols
DT Olsen Pierre
OL Andre Smith

Seattle, Sep. 30

QB Sam Bradford
OL Korey Cunningham
RB T.J. Logan
CB Deatrick Nichols
DE Ifeadi Odenigbo
OL Andre Smith
OL Jeremy Vujnovich

at San Francisco, Oct. 7

QB Sam Bradford
OL Blaine Clausell
OL Korey Cunningham
DE Markus Golden
RB T.J. Logan
DT Robert Nkemdiche
OL Jeremy Vujnovich

at Minnesota, Oct. 14

QB Sam Bradford
OL Blaine Clausell
OL Korey Cunningham
RB T.J. Logan
DE Ifeadi Odenigbo
WR Trent Sherfield
WR Kendall Wright

Denver, Oct. 18 (Thu.)

S Tre Boston
QB Sam Bradford
OL Mike Iupati
RB T.J. Logan
CB Deatrick Nichols
DE Ifeadi Odenigbo
OL Jeremy Vujnovich

San Francisco, Oct. 28

S Tre Boston
QB Sam Bradford
OL Korey Cunningham
DT Corey Peters
OL Justin Pugh
WR Trent Sherfield
OL Jeremy Vujnovich

at Kansas City, Nov. 11

OL Zack Golditch
OL Colby Gossett
OL Mike Iupati
DT Robert Nkemdiche
S Eddie Pleasant
WR Chad Williams
WR Kendall Wright

Oakland, Nov. 18

at LA Chargers, Nov. 25

at Green Bay, Dec. 2

Detroit, Dec. 9

at Atlanta, Dec. 16

LA Rams, Dec. 23

at Seattle, Dec. 30

ROSTER BY POSITION

No.	Name	Pos.	College	Ht.	Wt.	Age	NFL Exp.
<u>Defensive Line (8)</u>							
44	Golden, Markus	DE	Missouri	6-3	260	27	4
95	Gunter, Rodney	DT	Delaware State	6-5	305	26	4
55	Jones, Chandler	DE	Syracuse	6-5	265	28	7
91	Mayowa, Benson	DE	Idaho	6-3	265	27	6
56	Moore, Zach	DE	Concordia-St. Paul	6-6	275	28	2
90	Nkemdiche, Robert	DT	Mississippi	6-4	296	24	3
98	Peters, Corey	DT	Kentucky	6-3	305	30	9
72	Pierre, Olsen	DT	Miami	6-5	293	27	2
<u>Linebackers (7)</u>							
20	Bucannon, Deone	\$LB	Washington State	6-1	211	26	5
57	Bynes, Josh	LB	Auburn	6-1	235	29	7
92	Gardeck, Dennis	LB	Sioux Falls	6-0	242	24	R
51	Hodges, Gerald	LB	Penn State	6-2	236	27	6
43	Reddick, Haason	LB	Temple	6-1	235	24	2
47	Turner, Zeke	LB	Washington	6-2	214	22	R
59	Walker, Joe	LB	Oregon	6-2	236	25	3
<u>Cornerbacks (4)</u>							
23	Benwikere, Bené	CB	San Jose State	6-0	195	26	5
21	Peterson, Patrick	CB	LSU	6-1	203	28	8
28	Taylor, Jamar	CB	Boise State	5-11	192	28	6
26	Williams, Brandon	CB	Texas A&M	6-0	200	26	3
<u>Safeties (4)</u>							
36	Baker, Budda	S	Washington	5-10	195	22	2
41	Bethea, Antoine	S	Howard	5-11	206	33	13
33	Boston, Tre	S	North Carolina	6-1	205	26	5
30	Ford, Rudy	S	Auburn	6-0	204	24	2
<u>Long Snapper (1)</u>							
46	Brewer, Aaron	LS	San Diego State	6-5	232	28	7
<u>Punter (1)</u>							
2	Lee, Andy	P	Pittsburgh	6-1	185	35	15
<u>Kicker (1)</u>							
4	Dawson, Phil	K	Texas	5-11	200	43	20
<u>Offensive Line (10)</u>							
70	Aboushi, Oday	OL	Virginia	6-5	315	27	5
64	Cole, Mason	OL	Michigan	6-5	307	22	R
79	Cunningham, Korey	OL	Cincinnati	6-6	311	23	R
75	Golditch, Zack	OL	Colorado State	6-5	295	23	R
78	Gossett, Colby	OL	Appalachian State	6-5	311	23	R
74	Humphries, D.J.	OL	Florida	6-5	307	24	4
76	Iupati, Mike	OL	Idaho	6-5	331	31	9
62	Munyer, Daniel	OL	Colorado	6-1	305	26	2
71	Smith, Andre	OL	Alabama	6-4	325	31	10
68	Vujnovich, Jeremy	OL	Louisiana College	6-5	300	28	3
<u>Tight Ends (3)</u>							
84	Gresham, Jermaine	TE	Oklahoma	6-5	260	30	9
82	Phillips, John	TE	Virginia	6-5	251	31	9
86	Seals-Jones, Ricky	TE	Texas A&M	6-5	243	23	2
<u>Running Backs (4)</u>							
32	Coleman, Derrick	FB	UCLA	6-0	233	29	5
29	Edmonds, Chase	RB	Fordham	5-9	205	22	R
31	Johnson, David	RB	Northern Iowa	6-1	224	26	4
22	Logan, T.J.	RB	North Carolina	5-10	195	23	2
<u>Wide Receivers (6)</u>							
11	Fitzgerald, Larry	WR	Pittsburgh	6-3	218	34	15
13	Kirk, Christian	WR	Texas A&M	5-11	200	22	R
14	Nelson, J.J.	WR	UAB	5-10	160	26	4
16	Sherfield, Trent	WR	Vanderbilt	6-1	205	22	R
10	Williams, Chad	WR	Grambling State	6-1	204	24	2
12	Wright, Kendall	WR	Baylor	5-10	185	29	7
<u>Quarterbacks (2)</u>							
7	Glennon, Mike	QB	N.C. State	6-6	225	28	6
3	Rosen, Josh	QB	UCLA	6-4	218	21	R

2018 ARIZONA CARDINALS HOW THEY WERE BUILT

	DRAFT	TRADES	WAIVERS	FREE AGENTS
2004	Larry Fitzgerald (1)			
2011	Patrick Peterson (1)			
2014	Deone Bucannon (1)			
2015	D.J. Humphries (1) Markus Golden (2) David Johnson (3) Rodney Gunter (4) J.J. Nelson (5b)			Jermaine Gresham Mike Iupati (SF) Corey Peters (Atl) Olsen Pierre A.Q. Shipley John Wetzell
2016	Robert Nkemdiche (1) Brandon Williams (3)	Chandler Jones (NE)		Aaron Brewer Daniel Munyer
2017	Haason Reddick (1) Budda Baker (2) Chad Williams (3) T.J. Logan (5b) Rudy Ford (6)			Antoine Bethea Josh Byner Phil Dawson (SF) D.J. Foster Andy Lee Ricky Seals-Jones (R)
2018	Josh Rosen (1) Christian Kirk (2) Mason Cole (3) Chase Edmonds (4) Korey Cunningham (7)	Jamar Taylor (Cle)	Jeremy Cash (Cle) Jeremy Vujnovich (Ind)	Oday Aboushi Bené Benwikere (Dal) Tre Boston Derrick Coleman (Atl) Dennis Gardeck (R) Mike Glennon Zack Golditch Colby Gossett Gerald Hodges Benson Mayowa Zach Moore Jonathan Owens (R) John Phillips Justin Pugh (NYG) Trent Sherfield (R) Andre Smith (Cin) Zeke Turner (R) Joe Walker Kendall Wright

ARIZONA CARDINALS 2018 DEPTH CHART

(AS PREPARED BY TEAM'S MEDIA RELATIONS DEPARTMENT)

OFFENSE

WR	11 Larry Fitzgerald	<u>13 Christian Kirk</u>	<u>16 Trent Sherfield</u>
LT	74 D.J. Humphries	<u>79 Korey Cunningham</u>	
LG	76 Mike Iupati	68 Jeremy Vujnovich	
C	<u>64 Mason Cole</u>	62 Daniel Munyer	
RG	70 Oday Aboushi	<u>78 Colby Gossett</u>	
RT	71 Andre Smith	<u>75 Zack Golditch</u>	
TE	86 Ricky Seals-Jones	84 Jermaine Gresham	82 John Phillips
WR	10 Chad Williams	14 J.J. Nelson	12 Kendall Wright
QB	<u>3 Josh Rosen</u>	7 Mike Glennon	
RB	31 David Johnson	<u>29 Chase Edmonds</u>	22 T.J. Logan
FB	32 Derrick Coleman		

DEFENSE

DE	44 Markus Golden	91 Benson Mayowa	
DT	98 Corey Peters	90 Robert Nkemdiche	
DT	95 Rodney Gunter	72 Olsen Pierre	
DE	55 Chandler Jones	56 Zach Moore	
SLB	43 Haason Reddick	<u>92 Dennis Gardeck</u>	59 Joe Walker
MLB	57 Josh Byner	<u>47 Zeke Turner</u>	
WLB	20 Deone Bucannon	51 Gerald Hodges	
CB	21 Patrick Peterson	26 Brandon Williams	
CB	23 Bené Benwikere	28 Jamar Taylor	
SS	36 Budda Baker	30 Rudy Ford	
FS	41 Antoine Bethea	33 Tre Boston	

SPECIALISTS

K	4 Phil Dawson	
P	2 Andy Lee	
LS	46 Aaron Brewer	
H	2 Andy Lee	
KR	22 T.J. Logan	26 Brandon Williams
PR	<u>13 Christian Kirk</u>	22 T.J. Logan

NOTE: Rookies are underlined

PRONUNCIATIONS

Oday Aboushi	OH-day / ah-BOO-shee	Benson Mayowa	may-OH-uh
Bené Benwikere	beh-NAY / ben-WICK-er-ee	Robert Nkemdiche	kim-DEE-chee
Antoine Bethea	ANN-twahn / buh-THAY	Haason Reddick	ha-SAHN
Deone Bucannon	day-OWN	Jeremy Vujnovich	VIEW-nuh-vitch
Mike Iupati	yoo-PAH-tee		

ARIZONA CARDINALS NUMERICAL ROSTER

No.	Name	Pos.	Ht.	Wt.	Age	NFL Exp.	College	How Acquired	2018 GP-GS-DNP-IA
2	Andy Lee	P	6-1	185	35	15	Pittsburgh	FA-17	9-0-0-0
3	Josh Rosen	QB	6-4	218	21	R	UCLA	D1-18	7-6-2-0
4	Phil Dawson	K	5-11	200	43	20	Texas	UFA-17 (SF)	9-0-0-0
7	Mike Glennon	QB	6-6	225	28	6	N.C. State	FA-18	0-0-6-3
10	Chad Williams	WR	6-1	204	24	2	Grambling	D3-17	8-5-0-1
11	Larry Fitzgerald	WR	6-3	218	35	15	Pittsburgh	D1-04	9-9-0-0
12	Kendall Wright	WR	5-10	185	29	7	Baylor	FA-18	0-0-0-2
13	Christian Kirk	WR	5-11	200	22	R	Texas A&M	D2-18	9-5-0-0
14	J.J. Nelson	WR	5-10	160	26	4	UAB	D5b-15	9-1-0-0
16	Trent Sherfield	WR	6-1	205	22	R	Vanderbilt	FA-18	6-0-0-3
20	Deone Bucannon	\$LB	6-1	211	26	5	Washington State	D1-14	9-3-0-0
21	Patrick Peterson	CB	6-1	203	28	8	LSU	D1-11	9-9-0-0
22	T.J. Logan	RB	5-10	195	24	2	North Carolina	D5b-17	3-0-0-6
23	Bené Benwikere	CB	6-0	195	27	5	San Jose State	UFA-18 (Dal)	9-6-0-0
26	Brandon Williams	CB	6-0	200	26	3	Texas A&M	D3-16	9-0-0-0
28	Jamar Taylor	CB	5-11	192	28	6	Boise State	TR-18 (Cle)	9-3-0-0
29	Chase Edmonds	RB	5-9	205	22	R	Fordham	D4-18	9-0-0-0
30	Rudy Ford	S	6-0	204	24	2	Auburn	D6-17	8-1-0-1
31	David Johnson	RB	6-1	224	26	4	Northern Iowa	D3-15	9-9-0-0
32	Derrick Coleman	FB	6-0	233	28	5	UCLA	UFA-18 (Atl)	9-2-0-0
33	Tre Boston	S	6-1	205	26	5	North Carolina	FA-18	7-7-0-2
36	Budda Baker	S	5-10	195	22	2	Washington	D2-17	9-9-0-0
41	Antoine Bethea	S	5-11	206	34	13	Howard	FA-17	9-9-0-0
43	Haason Reddick	LB	6-1	235	24	2	Temple	D1-17	9-5-0-0
44	Markus Golden	DE	6-3	260	27	4	Missouri	D2-15	6-6-0-3
46	Aaron Brewer	LS	6-5	232	28	7	San Diego State	FA-16	9-0-0-0
47	Zeke Turner	LB	6-2	214	22	R	Washington	FA-18	9-0-0-0
51	Gerald Hodges	LB	6-2	236	27	6	Penn State	FA-18	9-2-0-0
55	Chandler Jones	DE	6-5	265	28	7	Syracuse	TR-16 (NE)	9-9-0-0
56	Zach Moore	DE	6-6	275	28	2	Concordia-St. Paul	FA-18	9-0-0-0
57	Josh Bynes	LB	6-1	235	29	7	Auburn	FA-17	9-9-0-0
59	Joe Walker	LB	6-2	236	25	3	Oregon	FA-18	7-0-0-0
62	Daniel Munyer	OL	6-1	305	26	2	Colorado	FA-16	7-1-2-0
64	Mason Cole	OL	6-5	307	22	R	Michigan	D3-18	9-9-0-0
68	Jeremy Vujnovich	OL	6-5	300	28	3	Louisiana College	WV-18 (Ind)	3-1-1-5
70	Oday Aboushi	OL	6-5	315	27	5	Virginia	FA-18	1-0-1-0
71	Andre Smith	OL	6-4	325	31	10	Alabama	UFA-18 (Cin)	6-6-0-3
72	Olsen Pierre	DT	6-5	293	27	2	Miami	FA-15	7-0-0-2
74	D.J. Humphries	OL	6-5	307	24	4	Florida	D1-15	9-9-0-0
75	Zack Golditch	OL	6-5	295	23	R	Colorado State	FA-18	0-0-0-1
76	Mike Iupati	OL	6-5	331	31	9	Idaho	UFA-15 (SF)	7-7-0-2
78	Colby Gossett	OL	6-5	311	23	R	Appalachian State	FA-18	0-0-0-1
79	Korey Cunningham	OL	6-6	311	23	R	Cincinnati	D7-18	0-0-2-7
82	John Phillips	TE	6-5	251	31	9	Virginia	FA-18	1-0-0-0
84	Jermaine Gresham	TE	6-5	260	30	9	Oklahoma	FA-15	7-5-0-2
86	Ricky Seals-Jones	TE	6-5	243	23	2	Texas A&M	FA-17	9-5-0-0
90	Robert Nkemdiche	DT	6-4	296	24	3	Mississippi	D1-16	7-6-0-2
91	Benson Mayowa	DE	6-3	265	27	6	Idaho	FA-18	9-3-0-0
92	Dennis Gardeck	LB	6-0	242	24	R	Sioux Falls	FA-18	9-0-0-0
95	Rodney Gunter	DT	6-5	305	26	4	Delaware State	D4-15	9-4-0-0
98	Corey Peters	DT	6-3	305	30	9	Kentucky	UFA-15 (Atl)	8-8-0-1

2018 Coaching Staff

Head Coach: **Steve Wilks**

Assistants: **Al Holcomb** (Defensive Coordinator), **Byron Leftwich** (Offensive Coordinator), **Jeff Rodgers** (Special Teams Coordinator), **Chris Achuff** (Asst. Defensive Line), **Terry Allen** (Bill Bidwill Fellowship/RBs), **Ray Brown** (Offensive Line), **Alonso Escalante** (Defensive Quality Control), **Larry Foote** (Linebackers), **Kevin Garver** (Wide Receivers), **Charlie Harbison** (Asst. Defensive Backs), **Steve Heiden** (Asst. Offensive Line), **Don Johnson** (Sr. Asst./Defensive Line), **Randall McCray** (Asst. Special Teams), **David Merritt, Sr.** (Defensive Backs), **Jason Michael** (Tight Ends), **Buddy Morris** (Strength & Conditioning), **Troy Rothenbuhler** (Offensive Quality Control), **Vernon Stephens** (Asst. Strength and Conditioning), **Cameron Turner** (Offensive Asst.), **Kirby Wilson** (Running Backs)

ARIZONA CARDINALS ALPHABETICAL ROSTER

No.	Name	Pos.	Ht.	Wt.	Birthdate	NFL Exp.	College	Hometown
70	Aboushi, Oday	OL	6-5	315	6/5/1991	5	Virginia	Brooklyn, NY
36	Baker, Budda	S	5-10	195	1/10/1996	2	Washington	Bellevue, WA
23	Benwikere, Bené	CB	6-0	195	9/3/1991	5	San Jose State	Fontana, CA
41	Bethea, Antoine	S	5-11	206	7/27/1984	13	Howard	Newport News, VA
33	Boston, Tre	S	6-1	205	6/25/1992	5	North Carolina	Ft. Myers, FL
46	Brewer, Aaron	LS	6-5	232	7/5/1990	7	San Diego State	Fullerton, CA
20	Bucannon, Deone	\$LB	6-1	211	8/30/1992	5	Washington State	Fairfield, CA
57	Bynes, Josh	LB	6-1	235	8/24/1989	7	Auburn	Lauderdale Lakes, FL
64	Cole, Mason	OL	6-5	307	3/28/1996	R	Michigan	Tarpon Springs, FL
32	Coleman, Derrick	FB	6-0	233	10/18/1990	5	UCLA	Fullerton, CA
79	Cunningham, Korey	OL	6-6	311	5/17/1995	R	Cincinnati	Montevallo, AL
4	Dawson, Phil	K	5-11	200	1/23/1975	20	Texas	Austin, TX
29	Edmonds, Chase	RB	5-9	205	4/13/1996	R	Fordham	Harrisburg, PA
11	Fitzgerald, Larry	WR	6-3	218	8/31/1983	15	Pittsburgh	Minneapolis, MN
30	Ford, Rudy	S	6-0	204	11/1/1994	2	Auburn	Big Cove, AL
92	Gardeck, Dennis	LB	6-0	242	8/9/1994	R	Sioux Falls	Lake in the Hills, IL
7	Glennon, Mike	QB	6-6	225	12/12/1989	6	N.C. State	Fairfax County, VA
44	Golden, Markus	DE	6-3	260	3/13/1991	4	Missouri	St. Louis, MO
75	Golditch, Zack	OL	6-5	295	2/22/1995	R	Colorado State	Aurora, CO
78	Gossett, Colby	OL	6-5	311	6/23/1995	R	Appalachian State	Cumming, GA
84	Gresham, Jermaine	TE	6-5	260	6/16/1988	9	Oklahoma	Ardmore, OK
95	Gunter, Rodney	DT	6-5	305	1/19/1992	4	Delaware State	Lake Hamilton, FL
51	Hodges, Gerald	LB	6-2	236	1/17/1991	6	Penn State	Paulsboro, NJ
74	Humphries, D.J.	OL	6-5	307	12/28/1993	4	Florida	Charlotte, NC
76	Iupati, Mike	OL	6-5	331	5/12/1987	9	Idaho	Vaitogi, American Samoa
31	Johnson, David	RB	6-1	224	12/16/1991	4	Northern Iowa	Clinton, IA
55	Jones, Chandler	DE	6-5	265	2/27/1990	7	Syracuse	Endicott, NY
13	Kirk, Christian	WR	5-11	200	11/18/1996	R	Texas A&M	Scottsdale, AZ
2	Lee, Andy	P	6-1	185	8/11/1982	15	Pittsburgh	Westminster, SC
22	Logan, T.J.	RB	5-10	195	9/3/1994	2	North Carolina	Greensboro, NC
91	Mayowa, Benson	DE	6-3	265	8/3/1991	6	Idaho	Inglewood, CA
56	Moore, Zach	DE	6-6	275	9/5/1990	2	Concordia-St. Paul	Chicago, IL
62	Munyer, Daniel	OL	6-1	305	3/4/1992	2	Colorado	Harbor City, CA
14	Nelson, J.J.	WR	5-10	160	4/24/1992	4	UAB	Midfield, AL
90	Nkemdiche, Robert	DT	6-4	296	9/19/1994	3	Mississippi	Loganville, GA
98	Peters, Corey	DT	6-3	305	6/8/1988	9	Kentucky	Louisville, KY
21	Peterson, Patrick	CB	6-1	203	7/11/1990	8	LSU	Pompano Beach, FL
82	Phillips, John	TE	6-5	251	6/11/1987	9	Virginia	Hot Springs, VA
72	Pierre, Olsen	DT	6-5	293	8/27/1991	2	Miami	Rahway, NJ
43	Reddick, Haason	LB	6-1	235	9/22/1994	2	Temple	Camden, NJ
3	Rosen, Josh	QB	6-4	218	2/10/1997	R	UCLA	Manhattan Beach, CA
86	Seals-Jones, Ricky	TE	6-5	243	3/15/1995	2	Texas A&M	Sealy, TX
16	Sherfield, Trent	WR	6-1	205	2/26/1996	R	Vanderbilt	Danville, IL
71	Smith, Andre	OL	6-4	325	1/25/1987	10	Alabama	Birmingham, AL
28	Taylor, Jamar	CB	5-11	192	9/29/1990	6	Boise State	San Diego, CA
47	Turner, Zeke	LB	6-2	214	6/9/1996	R	Washington	Pasadena, MD
68	Vujnovich, Jeremy	OL	6-5	300	10/12/1990	3	Louisiana College	Belle Chasse, LA
59	Walker, Joe	LB	6-2	236	12/11/1992	3	Oregon	Palos Verdes, CA
26	Williams, Brandon	CB	6-0	200	9/9/1992	3	Texas A&M	Brookshire, TX
10	Williams, Chad	WR	6-1	204	10/19/1994	2	Grambling State	Baton Rouge, LA
12	Wright, Kendall	WR	5-10	185	11/12/1989	7	Baylor	Mount Pleasant, TX

Injured Reserve

No.	Name	Pos.	Ht.	Wt.	Birthdate	NFL Exp.	College	Injury/Date Listed
52	Cash, Jeremy	LB	6-0	230	12/9/1992	3	Duke	Knee/August 14
37	Foster, D.J.	RB	6-0	195	11/22/1993	3	Arizona State	Knee/August 28
50	Martin, Gabe	LB	6-2	236	6/5/1992	3	Bowling Green	Achilles/May 2
42	Owens, Jonathan	S	5-11	210	7/22/1995	R	Missouri Western	Knee/June 12
67	Pugh, Justin	OL	6-5	311	8/15/1990	6	Syracuse	Knee/November 13
53	Shipley, A.Q.	OL	6-1	307	5/22/1986	7	Penn State	Knee/August 7
73	Wetzel, John	OL	6-7	328	7/18/1991	3	Boston College	Neck/November 3

Practice Squad

No.	Name	Pos.	Ht.	Wt.	Birthdate	NFL Exp.	College	Hometown
54	Dora, Vontarrus	DE	6-4	256	9/7/1992	1	Louisiana Tech	West Point, MS
85	Holmes, Gabe	TE	6-5	255	3/29/1991	1	Purdue	Miramar, FL
25	Jones, Chris	CB	6-0	200	8/13/1995	R	Nebraska	Jacksonville, FL
6	Kanoff, Charles	QB	6-4	219	10/6/1994	R	Princeton	Pacific Palisades, CA
39	Nichols, Deatrick	CB	5-10	189	6/8/1994	R	South Florida	Miami, FL
61	Shelton, Coleman	OL	6-4	299	7/28/1995	R	Washington	Pasadena, CA
17	Tolliver, Jalen	WR	6-3	210	12/30/1995	R	Arkansas-Monticello	Rayville, LA
94	Valentine, Vincent	DT	6-3	315	2/23/1994	3	Nebraska	Edwardsville, IL
34	Wilds, Brandon	RB	6-0	220	7/22/1993	2	South Carolina	Chapin, SC



2018 NFL STANDINGS AND SCHEDULE



		W	L	T	Div	Conf	Wk 1	Wk 2	Wk 3	Wk 4	Wk 5	Wk 6	Wk 7	Wk 8	Wk 9	Wk 10	Wk 11	Wk 12	Wk 13	Wk 14	Wk 15	Wk 16	Wk 17
NFC EAST																							
Washington	6	3	0	2-0	6-2	at AZ	at AZ	IND	GB	(BYE)	at NO	CAR	DAL	at NYG	ATL	at TB	HOU	at Dal	at Phi	NYG	at Jac	at Ten	PHI
Dallas	4	5	0	2-1	3-3	at Car	NYG	at TB	at Sea	DET	at Hou	JAC	at Was	(BYE)	TEN	at Phi	at Atl	WAS	NO	PHI	at Ind	TB	at NYG
Philadelphia	4	5	0	1-1	2-4	ATL	ATL	at TB	IND	at Ten	MIN	at NYG	CAR	at Jac	(BYE)	DAL	at NO	NYG	WAS	at Dal	at LAR	HOU	at Was
NY Giants	2	7	0	0-3	1-6	JAC	JAC	at Dal	at Hou	NO	at Car	PHI	at Atl	WAS	(BYE)	at SF	TB	at Phi	CHI	at Was	TEN	at Ind	DAL
NFC NORTH																							
Chicago	6	3	0	1-1	4-1	at GB	SEA	SEA	at AZ	TB	(BYE)	at Mia	NE	NYJ	at Buf	DET	MIN	at Det	at NYG	LAR	GB	at SF	at Min
Minnesota	5	3	1	1-0-1	4-2-1	SF	at GB	MIN	BUF	at LAR	at Phi	AZ	at NYJ	NO	DET	(BYE)	at Chi	GB	at NE	at Sea	MIA	at Det	CHI
Green Bay	4	4	1	1-1-1	2-3-1	CHI	MIN	at SF	at Was	BUF	at Det	SF	(BYE)	at LAR	SEA	MIA	at Sea	at Min	AZ	ATL	at Chi	at NYJ	Det
Detroit	3	6	0	1-2	1-5	NYJ	at SF	NE	at Dal	GB	GB	(BYE)	at Mia	SEA	at Min	at Chi	CAR	CHI	LAR	at AZ	at Buf	MIN	at GB
NFC SOUTH																							
New Orleans	8	1	0	1-1	5-1	TB	CLE	at Atl	at NYG	(BYE)	WAS	(BYE)	at Bal	at Min	LAR	at Cin	PHI	ATL	at Dal	at TB	at Car	PIT	CAR
Carolina	6	3	0	1-1	4-2	DAL	DAL	at Atl	CIN	(BYE)	WAS	at Was	at Phi	BAL	TB	at Pit	at Cle	SEA	at TB	at Cle	NO	ATL	at NO
Atlanta	4	5	0	2-1	4-2	at Phi	CAR	CAR	NO	CIN	at Pit	TB	NYG	(BYE)	at Was	at Cle	DAL	at NO	BAL	at GB	AZ	at Car	at TB
Tampa Bay	3	6	0	1-2	2-4	at NO	PHI	PHI	PIT	at Chi	(BYE)	at Atl	CLE	at Cin	at Car	WAS	at NYG	SF	CAR	NO	at Bal	at Dal	ATL
NFC WEST																							
LA Rams	9	1	0	4-0	6-1	at OAK	AZ	AZ	LAC	MIN	at Sea	at Den	at SF	GB	at NO	SEA	KC	(BYE)	at Det	at Chi	PHI	at AZ	SF
Seattle	4	5	0	1-2	3-3	at Den	at Chi	DAL	DAL	at AZ	LAR	at Oak	(BYE)	at Det	LAC	at LAR	GB	at Car	SF	MIN	at SF	KC	AZ
Arizona	2	7	0	2-2	2-5	WAS	at LAR	CHI	CHI	SEA	at SF	at Min	DEN	SF	(BYE)	at KC	OAK	at LAC	at GB	DET	at Atl	LAR	at Sea
San Francisco	2	8	0	0-3	1-6	at Min	DET	at KC	at KC	at LAC	AZ	at GB	LAR	at AZ	OAK	NYG	(BYE)	at TB	at Sea	DEN	SEA	CHI	at LAR
AFC EAST																							
New England	7	3	0	2-0	5-2	Hou	Hou	at Jac	at Det	MIA	IND	KC	at Chi	at Buf	GB	at Ten	(BYE)	at NYJ	MIN	at Mia	at Pit	BUF	NYJ
Miami	5	5	0	2-1	4-3	TEN	at NYJ	at NYJ	OAK	at NE	at Cin	CHI	DET	at Hou	NYJ	at GB	(BYE)	at Ind	BUF	NE	at Min	JAC	at Buf
Buffalo	3	7	0	1-1	2-5	at Bal	LAC	at LAC	at Min	at GB	TEN	at Hou	at Ind	NE	CHI	at NYJ	(BYE)	JAC	at Mia	NYJ	DET	at NE	MIA
NY Jets	3	7	0	0-3	2-5	at Det	MIA	at Cle	at Cle	at Jac	DEN	IND	MIN	at Chi	at Mia	BUF	(BYE)	NE	at Ten	at Buf	HOU	GB	at NE
AFC NORTH																							
Pittsburgh	6	2	1	3-1-1	3-2-1	at Cle	at Cle	KC	at TB	BAL	ATL	at Cin	(BYE)	CLE	at Bal	CAR	at Jac	at Den	LAC	at Oak	NE	at NO	CIN
Cincinnati	5	4	0	1-1	3-2	at Ind	BAL	at Car	at Car	at Atl	MIA	PIT	at KC	TB	(BYE)	NO	at Bal	CLE	DEN	at LAC	OAK	at Cle	at Pit
Baltimore	4	5	0	1-3	4-3	Buf	Buf	at Cin	DEN	at Pit	at Cle	at Ten	NO	at Car	PIT	(BYE)	CIN	OAK	at Atl	at KC	TB	at LAC	CLE
Cleveland	3	6	1	1-1-1	2-4-1	PIT	PIT	at NO	NYJ	at Oak	BAL	LAC	at TB	at Pit	KC	ATL	(BYE)	at Cin	at Hou	CAR	at Den	CIN	at Bal
AFC SOUTH																							
Houston	6	3	0	2-1	5-2	at NE	at NE	at Ten	NYG	at Ind	DAL	BUF	at Jac	MIA	at Den	(BYE)	at Was	TEN	CLE	IND	at NYJ	at Phi	JAC
Tennessee	5	4	0	2-0	3-4	at Mia	HOU	at Mia	at Jac	PHI	at Buf	BAL	at LAC	(BYE)	at Dal	NE	at Ind	at Hou	NYJ	JAC	at NYG	WAS	IND
Indianapolis	4	5	0	1-1	3-4	CIN	at Was	at Phi	at Phi	HOU	at NE	at NYJ	BUF	at Oak	(BYE)	JAC	TEN	MIA	at Jac	at Hou	DAL	NYG	at Ten
Jacksonville	3	6	0	0-3	2-4	at NYG	NE	at NYG	TEN	NYJ	at KC	at Dal	HOU	PHI	(BYE)	at Ind	PIT	at Buf	IND	at Ten	WAS	at Mia	at Hou
AFC WEST																							
Kansas City	9	1	0	3-0	7-1	at LAC	at LAC	at Pit	SF	at Den	JAC	at NE	CIN	DEN	at Cle	AZ	at LAR	(BYE)	at Oak	BAL	LAC	at Sea	OAK
LA Chargers	7	2	0	2-1	5-1	KC	at Buf	at LAR	at LAR	SF	OAK	at Cle	TEN	(BYE)	at Sea	at Oak	DEN	AZ	at Pit	CIN	at KC	BAL	at Den
Denver	3	6	0	1-2	1-5	SEA	SEA	at Bal	at Bal	at KC	at NYJ	LAR	at AZ	IND	HOU	(BYE)	at LAC	PIT	at Cin	at SF	CLE	at Oak	LAC
Oakland	1	8	0	0-3	1-5	LAR	at Den	at Den	at Mia	CLE	at LAC	SEA	(BYE)	IND	at SF	LAC	at AZ	at Bal	KC	PIT	at Cin	DEN	at KC

Bolded and Underlined Opponent - win *Italics - Tie*