

ARIZONA CARDINALS

WEEK 13
GAME RELEASE
#AZvsGB

Mark Dalton - Senior Vice President, Media Relations Chris Melvin - Director, Media Relations Mike Helm - Manager, Media Relations
Imani Suber - Media Relations Coordinator Chase Russell - Media Relations Coordinator



ARIZONA CARDINALS VS. GREEN BAY PACKERS Lambeau Field | December 2, 2018 | 11:00 AM



THIS WEEK'S PREVIEW

The Cardinals travel to Green Bay this week to take on the Packers in Arizona's seventh all-time appearance at Lambeau Field - and its first December game at the venue since 1969.

This week's game marks a continuation of the second-oldest rivalry in NFL history. On Sunday, it will have been exactly 97 years and 13 days since the teams first met. That initial meeting occurred in 1921, Green Bay's first season in the American Professional Football Association. In that matchup, the Racine Cardinals and Green Bay Packers played to a 3-3 tie in front of an estimated 2,000 fans at Normal Park in Chicago.

The Cardinals travel to Green Bay looking to snap an eight-game winless streak on the road against the Packers. However, Arizona has won three of its last four games against Green Bay, including postseason. The Cardinals are playing their first road game against the Packers since 2012 and just their fifth regular season game in Green Bay in the last 45 years.

It will be a matchup of two of the league's top pass-rushing teams, as the Arizona (37) and Green Bay (36) defenses enter the week ranked second and third in the NFL in total sacks. The Cardinals defense has recorded at least four sacks in four consecutive games.

WR Larry Fitzgerald will be playing against the Packers for the sixth time, including postseason, and enters this week's contest having recorded a TD reception in all five previous games vs. Green Bay. Fitzgerald also enters Sunday's game needing just four receptions to pass Hall of Fame WR Jerry Rice (1,281 with San Francisco) for the most receptions in NFL history with a single team.

Last week the Cardinals made their first-ever trip to StubHub Center to face the Chargers. Despite starting fast and jumping out to a 10-0 lead, Arizona could not maintain momentum and L.A. took control with 28 points in the second quarter. The Cardinals lone TD was scored by Fitzgerald, who hauled in his fifth TD reception in five games.

Green Bay is coming off a 24-17 loss to the NFC North rival Vikings at U.S. Bank Stadium on Sunday Night Football. Green Bay had early 7-0 and 14-7 leads before the Vikings scored 17 straight to take a 24-14 lead into the fourth quarter. Green Bay cut the Vikings lead to seven points with just over two minutes remaining but Minnesota held on for the win.

Next week the Cardinals return home to host the Lions in Arizona's penultimate home game of the 2018 season. The game marks the sixth matchup between the Cardinals and Lions in the last seven seasons.

GAME RELEASE INDEX

Page	Contents
2	Cardinals-Packers Series Info
3	Larry Fitzgerald Moving Up All-Time Lists / Approaching Milestones
4	Season Highlights / 2nd in Sacks / Rookies Producing
5	Chandler Jones with the Cardinals
6	By The Numbers / Potential Milestones / Schedules
7	Cardinals in the Community
8	Leadership / Michael Bidwill / Steve Keim
9	Steve Wilks Highlights / Coordinators (Rodgers, Leftwich and Holcomb)
10-14	Offensive Highlights / Johnson / Fitzgerald
15-17	Defensive Highlights / Peterson / Bethea / Baker / Boston
17	Special Teams Highlights / Andy Lee / Zane Gonzalez
18-21	Individual Player Notes / Transactions
20-40	Rosters / Depth Chart / How They Were Built / 2018 Stats / Standings
41	NFL Standings

ARIZONA CARDINALS - 2018 SCHEDULE

Date	Opponent	Location	AZTime/Result
Sep. 9	WASHINGTON	State Farm Stadium	L, 6-24
Sep. 16	@ L.A. Rams	LA Memorial Coliseum	L, 0-34
Sep. 23	CHICAGO	State Farm Stadium	L, 14-16
Sep. 30	SEATTLE	State Farm Stadium	L, 17-20
Oct. 7	@ San Francisco	Levi's Stadium	W, 28-18
Oct. 14	@ Minnesota	U.S. Bank Stadium	L, 17-27
Oct. 18	DENVER#	State Farm Stadium	L, 10-45
Oct. 28	SAN FRANCISCO	State Farm Stadium	W, 18-15
	- BYE -		
Nov. 11	@ Kansas City	Arrowhead Stadium	L, 14-26
Nov. 18	OAKLAND	State Farm Stadium	L, 21-23
Nov. 25	@ L.A. Chargers	StubHub Center	L, 10-45
Dec. 2	@ Green Bay	Lambeau Field	11:00 AM
Dec. 9	DETROIT	State Farm Stadium	2:25 PM
Dec. 16	@ Atlanta*	Mercedes-Benz Stadium	11:00 AM
Dec. 23	L.A. RAMS*	State Farm Stadium	2:05 PM
Dec. 30	@ Seattle*	CenturyLink Field	2:25 PM

FOX/NFL Network Thursday Night Football

* Subject to flexible scheduling decisions

FITZGERALD JUST 4 RECEPTIONS SHY OF RICE

WR Larry Fitzgerald (1,278) enters this week's game against the Packers needing four catches to pass Hall of Fame WR Jerry Rice (1,281 with 49ers) for the most receptions in NFL history with one team.

-- See page 3 for more info on Fitzgerald's move up the all-time receiving lists --



THE HIGHLIGHTS

--The Cardinals and Packers will meet for the 72nd time in a regular season series that dates back to 1921.

--WR Larry Fitzgerald has at least one TD reception in all five career games against the Packers, including postseason. He has three TD catches in three regular season matchups and three TD receptions in two postseason contests against Green Bay.

--After recording four sacks against the Chargers last week, the Cardinals lead the NFC and rank second in the NFL with 37 sacks in 2018 (Pittsburgh leads with 39). Arizona's 37 sacks are the second-most in franchise history through 11 games (46 in 1966).

--DT Robert Nkemdiche finished last week's game with career highs in tackles (8), sacks (2.5), tackles for loss (5) and QB hits (3). His 2.5 sacks were more than he had in his first 24 career games combined (2.0).

--After posting three special teams tackles (2 solo) against the Chargers, free agent rookie LB Zeke Turner now leads the NFL in total special teams tackles (14) and solo special teams tackles (13) this season.

--DE Chandler Jones has 11.0 sacks in 2018. He is the only player in the NFL with 11.0+ sacks each of the last three seasons (2016-18) and is the first player in Cardinals history with 11.0+ sacks in three different seasons.

--The Cardinals active roster features 11 rookies, a total that includes nine rookies on the offensive side of the ball. Arizona's starting lineup features two rookies on the offensive line: C Mason Cole and T Korey Cunningham.

BROADCAST INFORMATION

Television: FOX / Play-By-Play: Chris Myers Analyst: Daryl Johnston Sideline: Laura Okmin

Cardinals Radio: Arizona Sports 98.7 FM / Play-By-Play: Dave Pasch Analyst: Ron Wolfley Sideline: Paul Calvisi

Cardinals Spanish Radio: Univision KHOV 105.1 FM / Play-By-Play: Gabriel Trujillo Analyst: Rolando Cantu



CARDS-PACKERS CONNECTIONS

Packers Connections

Cardinals CB **Quinten Rollins** was selected by the Packers in the second round (62nd overall) of the 2015 NFL Draft and played three seasons (2015-17) with Green Bay. He appeared in 33 games (15 starts) and recorded 85 tackles, three INTs (one returned for a TD) and 16 passes defended.

Cardinals OL **Jeremy Vujnovich** signed with the Packers as an undrafted rookie free agent in 2014. He spent the 2014 and 2015 seasons on Green Bay's practice squad.

Cardinals Pro Scout **Glen Fox** participated in a rookie mini-camp with the Packers in 2010.

Cardinals Connections

Packers CB **Tramon Williams** played for the Cardinals in 2017, appearing in 13 games (9 starts) and recording two INTs, 13 passes defended and one fumble recovery for the NFL's sixth ranked defense.

Packers WR **Randall Cobb's** cousin **Billy Williams** was selected by the Cardinals in the seventh round (212th overall) of the 1995 NFL Draft.

Wisconsin Connections

Cardinals Executive Vice President/COO **Ron Minegar** graduated from the University of Wisconsin-La Crosse. He began his sports career as team President of the La Crosse, WI franchise of the Continental Basketball Association from 1985 to 1990.

Cardinals Assistant Special Teams coach **Randall McCray** coached the D-line (2006-07), OLBs (2008) and safeties (2009) at the University of Wisconsin-Madison.

Cardinals radio play-by-play announcer **Dave Pasch** is a native of Madison.

Cardinals Head Athletic Trainer **Tom Reed** was born in Madison.

Arizona Connections

Packers Head Coach **Mike McCarthy** played football at Scottsdale Community College in 1984.

Packers Secondary coach **Jason Simmons** played CB at Arizona State from 1994-97 and started every game for the 1996 team that won the Pac-10 title and went to the Rose Bowl.

Packers LB **Reggie Gilbert** was born and raised in Laveen and played at Arizona from 2012-15. He started 47 of 57 games played for the Wildcats.

Packers LB **Blake Martinez** was born in Tucson and was a two-time Southern Arizona Player of the Year in high school.

Packers LB **Kyle Fackrell** was born in Mesa and earned 5A-I all-region honors on both offense and defense as a senior in 2009 at Mesa High School.

Packers Asst. Strength and Condition coach **Grant Thorne** was born in Tucson.

Packers Director of Player Engagement **Grey Ruegamer** was a four-year (1995-98) and first-team All-Pacific-10 selection starter at Arizona State.

College/Pro Connections

In 2015, Cardinals QB **Josh Rosen** and Packers DL **Kenny Clark** played together at UCLA.

Cardinals WR **Larry Fitzgerald** played with Packers Defensive Assistant **Scott McCurley** at the University of Pittsburgh in 2002.

Cardinals DT **Corey Peters** (2006-09) played at Kentucky with Packers WR **Randall Cobb** (2008-10).

Cardinals OL **D.J. Humphries** (2012-14) played at Florida with Packers LB **Antonio Morrison** (2012-15).

Cardinals S **Budda Baker** (2014-16) and LB **Zeke Turner** (2015-17) played at Washington with Packers CB **Kevin King** (2013-16).

Cardinals DE **Benson Mayowa** (2009-12) played at Idaho with Packers LB **Korey Toomer** (2009-11).

Cardinals CB **David Amerson** (2013-15) played for the Redskins with Packers CB **Bashaud Breeland** (2014-17).

Cardinals S **Rudy Ford** (2013-16) played at Auburn with Packers DL **Montravius Adams** (2013-16).

Cardinals WR **Trent Sherfield** played at Vanderbilt with Packers LB **Oren Burks** from 2014-17.

Packers LB **Korey Toomer** played with Cardinals CB **David Amerson** with the Raiders in 2015, and later played with Cardinals S **Tre Boston** with the Chargers in 2017.

Cardinals OL **Jeremy Vujnovich** played for the Colts with Packers LB **Antonio Morrison** from 2016-17.

Cardinals O-Line coach **Ray Brown** (2011-15) was the Panthers assistant O-line coach while Packers T/G **Byron Bell** (2011-14) played for the team. In 2014, Bell was teammates with Cardinals S **Tre Boston** in Carolina.

In 2006, Cardinals Offensive Coordinator **Byron Leftwich** played for the Jaguars with Packers TE **Mercedes Lewis**.

In 2005, Packers Head Coach **Mike McCarthy** served as offensive coordinator for the 49ers while Cardinals Special Teams Coordinator **Jeff Rodgers** was the team's assistant special teams coach.

SERIES BREAKDOWN



1921 Racine Cardinals



1921 Green Bay Packers

The second-oldest rivalry in NFL history resumes this week when the Cardinals and Packers square off in Green Bay. On Sunday, it will have been exactly 97 years and 13 days since the teams first met. The initial meeting between the teams occurred in 1921, Green Bay's first season in the American Professional Football Association.

The Cardinals and Chicago Bears, the league's oldest rivalry, joined the APFA in the inaugural season of 1920.

The Cardinals, Packers and Bears are the only current NFL teams with ties back to the APFA, which became the National Football League in 1922.

The first meeting between the Cardinals and Packers took place on 11/20/21 when the Racine Cardinals and Green Bay Packers played to a 3-3 tie in front of an estimated 2,000 fans at Normal Park in Chicago.

Between the regular season and postseason, the Cardinals and Packers have met 74 times, 71 times in the regular season and three times in the playoffs. Those totals do not include the 1944 campaign, when the Cardinals and Steelers combined teams as a war-time measure. Card-Pitt (as they were known that season) faced Green Bay twice in 1944, both resulting in Packers wins.

This week the Cardinals will be playing in just their seventh-ever game at Lambeau Field. The Cards first played at Lambeau Field in 1969 but have played there just five times in the 48 years since.

CARDS-PACKERS ALL-TIME SERIES

- Overall Regular Season Series: 23-44-4*
- Overall Postseason Series: 2-1
- Cardinals on the road in Regular Season: 9-27-0
- First Regular Season Meeting: 11/20/21 vs. GB, T, 3-3
- Last Regular Season Meeting: 12/27/15 vs. Green Bay, W, 38-8
- Last Cardinals Road Win: 10/16/49 at Green Bay, W, 39-17

*Does not include 1944 season

FIVE GAMES - SIX TOUCHDOWNS

WR **Larry Fitzgerald** has faced the Packers five times in his career, including postseason. He has at least one TD in all five contests.

The last time Fitzgerald faced the Packers was in the Divisional round of the 2015 postseason - he had 176 receiving yards and the game-winning TD in overtime. That yardage total remains a career high (regular or postseason).


Fitzgerald Career Games vs. Green Bay

Date	Rec	Yds	TD
1/16/16 vs. GB (Div)	8	176	1
12/17/15 vs. GB (RS)	4	29	1
11/4/12 @ GB (RS)	6	74	1
1/10/10 vs. GB (WC)	6	82	2
1/3/10 vs. GB (RS)	3	17	1



ROSEN FACES A MENTOR

Cards rookie QB **Josh Rosen** will face a mentor this week in Green Bay when he squares off against Packers QB **Aaron Rodgers**. The two first met when they worked out together for the NFL.com series "Destination Dallas" in the lead-up to the 2018 NFL Draft.



"Aaron has been unbelievable," Rosen said of Rodgers. "One of the reasons I actually picked the agency (Athletes First) is because I looked up to him as a quarterback. The relationship actually went a lot further than I thought it would initially. I thought we were just kind of going to hang out for the cameras a little bit and talk and try to make it look more than it was, but he has reached out to me a lot. He's been awesome. I look up to him as a player, and I think the way he conducts himself on and off the field is very admirable."

"I think the best word that I use to describe him and what I try to emulate is, he's a 'dude'. He's just the dude. When he's walking around the building or whatever he's doing, you just know he's that guy. When he steps into the huddle at a critical moment in a late-game (situation) at the end of the year, you know that he's stepping into that huddle and he's telling his guys he's going to go down and score a touchdown and that they're all going to believe him because he's that dude."

FITZ CATCHES TD #115

Last week against the Chargers, **Fitzgerald** recorded his 115th career TD reception with a 25-yard pass from rookie QB Josh Rosen. Fitzgerald now needs just one TD catch to tie Chargers TE Antonio Gates for sixth place on the NFL's all-time TD list.

NFL Career Leaders—Touchdown Receptions

Rnk	TDs	Player (Years)
1	197	WR Jerry Rice (1985-04)+
2	156	WR Randy Moss (1998-12)+
3	153	WR Terrell Owens (1996-10)+
4	130	WR Cris Carter (1987-02)+
5	128	WR Marvin Harrison (1996-08)
6	116	TE Antonio Gates (2003-)#
7	115	WR Larry Fitzgerald (2004-)#
8	111	TE Tony Gonzalez (1997-14)
9t	100	WR Steve Largent (1976-89)+
9t	100	WR Tim Brown (1988-04)+



Fitzgerald is one of just six players in NFL history to score 100+ receiving TDs with a single team. He joins Chargers TE Antonio Gates (116) as the only active players to have done so. The other four are in the Pro Football Hall of Fame.

NFL Players to Score 100+ Receiving TD with One Team

Player	Team	TDs
Jerry Rice+	San Francisco	176
Marvin Harrison+	Indianapolis	128
Antonio Gates#	L.A. Chargers	116
Larry Fitzgerald#	Arizona	115
Cris Carter+	Minnesota	110
Steve Largent+	Seattle	100

Including postseason, Fitzgerald's 125 career TD receptions represent the sixth-best total in NFL history behind Jerry Rice (219), Randy Moss (166), Terrell Owens (158), Cris Carter (138) and Marvin Harrison (130).

#11 MOVES INTO #2 ALL-TIME

WR **Larry Fitzgerald** caught six passes for 50 yards against the Chiefs in Week 10 and in the process passed Hall of Fame WR Terrell Owens (15,934) for second place on the NFL's all-time receiving yardage list. Fitzgerald enters Sunday with 16,005 receiving yards in his career.



NFL All-Time Receiving Yardage Leaders

Rnk	Yards	Player	Years
1	22,895	Jerry Rice+	1985-2004
2	16,005	Larry Fitzgerald	2004-
3	15,934	Terrell Owens+	1996-2010
4	15,292	Randy Moss+	1998-2012
5	15,208	Isaac Bruce	1994-2009

+Hall of Fame Inductee

Fitzgerald has moved up seven spots (9th to 2nd) on the all-time receiving yardage list since the start of the 2017 season. Prior to the game in Kansas City in Week 10, his last move came in Week 14 of 2017 vs. Tennessee when he passed Randy Moss for third place.

HOW THEY GOT WHERE THEY ARE

Below is a breakdown on Fitzgerald's career receiving yards by quarterback, compared to the career totals of Rice and Owens.

Jerry Rice Receiving Yds By QB (23)			Larry Fitzgerald Receiving Yds By QB (19)			Terrell Owens Receiving Yds By QB (21)		
Yds	Quarterback		Yds	Quarterback		Yds	Quarterback	
8,763	Steve Young	4,583	Kurt Warner	5,450	Jeff Garcia	3,122	Tony Romo	2,368
6,121	Joe Montana	4,033	Carson Palmer	3,122	Steve Young	2,368	Donovan McNabb	1,959
2,721	Rich Gannon	1,255	John Skelton	983	Carson Palmer	983	Ryan Fitzpatrick	323
1,428	Jeff Garcia	1,207	Josh McCown	497	Drew Bledsoe	293	Trent Edwards	277
916	Elvis Grbac	1,017	Kevin Kolb	277	Steve Stenstrom	161	Brad Johnson	79
727	Jeff Kemp	967	Matt Leinart	76	Elvis Grbac	76	Jim Druckenmiller	75
648	Steve Bono	726	Drew Stanton	75	Ty Detmer	72	Jeff Brohm	54
352	Rick Mirer	629	Derek Anderson	54	Jason Witten	42	Brian Brohm	39
276	Matt Hasselbeck	347	Josh Rosen	28	Terry Kirby	28	Brooks Bollinger	21
110	Steve Stenstrom	305	Blaine Gabbert	21	Rick Mirer	11	Koy Detmer	4
106	Matt Cavanaugh	218	Ryan Lindley	11				
94	Marques Tuiasosopo	141	Max Hall					
93	Mike Moroski	129	Shaun King					
87	Ty Detmer	113	Sam Bradford					
86	Trent Dilfer	97	John Navarre					
62	Tee Martin	91	Rich Bartel					
52	Jeff Brohm	81	Tim Rattay					
50	Harry Sydney	63	Brian Hoyer					
41	John Taylor	3	Brian St. Pierre					
36	Kerry Collins							
28	Cary Conklin							
26	Rob Johnson							
24	Terry Kirby							

A LOT OF CATCHES WITH THE CARDINALS

In NFL history only Hall of Fame WR Jerry Rice has more receptions with a single team than **Larry Fitzgerald** has with the Cardinals. That could change this week when Arizona takes on the Packers in Green Bay.



Fitzgerald (1,278) enters Sunday's game needing four receptions to pass Rice (1,281 with San Francisco) for the most receptions in NFL history with a single team.

NFL History – Receptions with One Team

Rnk	Player	Rec	Team
1	Jerry Rice+	1,281	San Francisco
2	Larry Fitzgerald*	1,278	Arizona
3	Jason Witten	1,150	Dallas
4	Marvin Harrison+	1,102	Indianapolis
5t	Reggie Wayne	1,070	Indianapolis
5t	Tim Brown+	1,070	L.A./Oakland

+Hall of Fame Inductee *Active Player

Rice spent 16 seasons (1985-2000) with the 49ers, appearing in 238 games during that span. Fitzgerald is in his 15th season in Arizona in 2018 and will be appearing in his 230th game on Sunday vs. the Packers.

Below is a breakdown of Fitzgerald's reception totals during his NFL career.

Receptions By QB		Receptions By Opponent		Receptions By Month	
Rec	Quarterback	Rec	Opponent	Rec	Month
363	Carson Palmer	179	L.A. Rams	338	November
345	Kurt Warner	173	San Francisco	311	December
84	Josh McCown	166	Seattle	307	October
82	John Skelton	60	Carolina	279	September
70	Matt Leinart	55	Minnesota	43	January
70	Kevin Kolb	52	Washington		
68	Drew Stanton	48	NY Giants		
49	Derek Anderson	47	Philadelphia		
32	Blaine Gabbert	44	Detroit		
32	Josh Rosen	38	Dallas		
31	Ryan Lindley	34	Tampa Bay		
13	Max Hall	31	Atlanta		
12	Sam Bradford	30	New Orleans		
10	Shaun King	27	Chicago		
8	John Navarre	23	Houston		
7	Rich Bartel	22	Cincinnati		
6	Brian Hoyer	22	Miami		
5	Tim Rattay	22	Pittsburgh		
1	Brian St. Pierre	21	Indianapolis		
		20	Buffalo		
		19	Tennessee		
		18	Denver		
		18	Kansas City		
		17	Jacksonville		
		17	NY Jets		
		17	New England		
		14	L.A. Chargers		
		13	Green Bay		
		12	Cleveland		
		11	Baltimore		
		8	Oakland		

Rec. By Quarters

Rec	Quarter
341	4 th
339	2 nd
306	1 st
221	3 rd
8	OT

Rec. By Days

Rec	Day
1,170	Sunday
47	Thursday
45	Monday
16	Saturday

Rec By Conference

Rec	Conference
997	NFC
281	AFC

Rec By Division

Rec	Division
518	NFC West
185	NFC East
155	NFC South
139	NFC North
80	AFC South
76	AFC East
67	AFC North
58	AFC West

Rec By Location

Rec	Location
658	Home
620	Road

Rec By Down

Rec	Down
521	1 st
438	2 nd
294	3 rd
25	4 th

A LOOK BACK AT LARRY'S FIRST RECEPTION

On Sunday, it will have been 5,195 days (14 years, 2 months, 21 days) since Fitzgerald caught his first career pass. On the first play of the game in his NFL debut at St. Louis on 9/12/04, Fitzgerald caught a 37-yard pass from QB **Josh McCown**.

A pair of Hall of Famers were involved in the play: HOF RB **Emmitt Smith** received the handoff and flipped it back to McCown on a flea flicker. Fitzgerald caught the pass over HOF DB **Aeneas Williams**.



48 RECEPTIONS FOR SECOND PLACE

Fitzgerald enters this week's game against the Packers with 1,278 career receptions, which ranks third on the NFL's all-time list. He needs 48 receptions to pass Tony Gonzalez (1,325) for second place. Rice and Fitzgerald are the only players that rank in the top-5 in NFL history for both receptions and receiving yards.

NFL All-Time Receptions Leaders

Rnk	Rec	Player	Years	Rec To Pass
1	1,549	Jerry Rice+	1985-2004	272
2	1,325	Tony Gonzalez	1997-2013	48
3	1,278	Larry Fitzgerald*	2004-	-
4	1,152	Jason Witten	2003-17	-
5	1,102	Marvin Harrison+	1996-2008	-

+Hall of Fame Inductee

CARDS AMONG LEAGUE LEADERS IN SACKS

The Cards defense recorded four sacks last week in Los Angeles, giving the team 37 sacks in 2018. That total leads the NFC and ranks second in the NFL this season.

NFL Leaders - Sacks (2018)		
Rnk	Team	Sacks
1	Pittsburgh	39
2	Arizona	37
3t	Kansas City	36
3t	Green Bay	36
3t	Minnesota	36



Since team sacks became an official statistic in 1963, there has only been one season in which the Cardinals posted more sacks through the first 11 games of a season than they have in 2018 (37). That came in 1966 (46).

Franchise Record - Team Sacks Thru 11 Games (1963-2018)

Rnk	Year	Sacks
1	1966	46
2	2018	37
3	1968	34
4t	1964	33
4t	1965	33
4t	1969	33

GETTING AT LEAST FOUR

The Cardinals defense has recorded at least 4 sacks in four straight games - and in six of the last seven. Arizona's current four game streak with 4+ sacks is the team's longest since 1969 (5 straight).

Arizona has posted multiple sacks in all 11 games this season, marking the first time in franchise history the team has accomplished that feat. The Cardinals 11 games with multiple sacks are the most in the NFL in 2018.

NFL Leaders - Games with 2+ Sacks (2018)

Rnk	Team	Gms
1	Arizona	11
2t	Pittsburgh	10
2t	Green Bay	10
4t	7 teams tied	9

Arizona has had an NFL-high 11 players record multiple sacks this season:

Chandler Jones (11.0)	Josh Byrnes (2.0)
Robert Nkemdiche (4.5)	Budda Baker (2.0)
Benson Mayowa (3.0)	Corey Peters (2.0)
Zach Moore (3.0)	Antoine Bethea (2.0)
Rodney Gunter (2.5)	Markus Golden (1.5)
Haason Reddick (2.0)	

ROSEN UNDER CENTER AS A ROOKIE

Rookie QB **Josh Rosen** - selected 10th overall by the Cardinals in the 2018 NFL Draft - has started eight of nine games played so far this season. While gaining valuable experience in his rookie season, Rosen has provided his share of highlights.

A THRILLING COMEBACK IN WEEK 8

In leading the Cardinals to an 18-15 victory over the 49ers at State Farm Stadium in Week 8, Rosen completed 23-of-40 pass attempts for 252 yards, 2 TDs, an INT and a passer rating of 82.5.

Rosen's 23 completions and 40 pass attempts both represent the highest single-game totals in franchise history by a rookie in a win.



In rallying the Cardinals from a 12-point fourth quarter deficit, Rosen connected on 12-of-18 pass attempts (66.7%) for 150 yards, 2 TDs, 0 INTs and a 129.4 passer rating in the fourth quarter.

Rosen became the first rookie QB to win a game in which his team trailed by at least 12 points in the fourth quarter since both Andrew Luck (12 points at Det on 12/2) and Russell Wilson (13 points vs. NE on 10/14) did so in 2012.

SUCCESS AT A YOUNG AGE

21 Years, 260 Days Old - Rallied the Cardinals from 12 points down in the fourth quarter vs. San Francisco in Week 8, becoming the youngest QB in the Super Bowl era to win a game after leading his team back from a double-digit deficit in the fourth quarter.

21 Years, 239 Days Old - Led the Cardinals to a 28-18 victory over the 49ers in Week 5, becoming the youngest Cardinals QB in the modern statistical era (since 1933) to earn a victory.

21 Years, 232 Days Old - Made his first career start against the Seahawks in Week 4, becoming the youngest QB to start for the Cardinals in the modern statistical era (since 1933).

AMONG FIVE 1ST ROUNDERS TO START IN 2018

Rosen was one of five QBs selected in the first round of the 2018 NFL Draft, joining **Baker Mayfield** (1st overall; Browns), **Sam Darnold** (3rd overall; Jets), **Josh Allen** (7th overall; Bills) and **Lamar Jackson** (32nd overall; Ravens).

All five of the rookie first-round QBs have started this season. The 2018 season is the first in NFL history in which five rookie quarterbacks selected in the first round of the same NFL Draft have started at least one game.

ROOKIE REPORT CARD

The Cardinals active roster features 11 rookies, including nine on the offensive side of the ball. Of those 11 rookies, five were selected by the Cardinals in the 2018 Draft: QB **Josh Rosen** (1st round), WR **Christian Kirk** (2nd round), C **Mason Cole** (3rd round), RB **Chase Edmonds** (4th round) and OL **Korey Cunningham** (7th round).

Four of those five draft picks have started multiple games for Arizona this season.

Turner A Special Rookie

One of the rookies having the biggest impact this season wasn't among the players drafted in 2018. LB **Zeke Turner** - signed by AZ as a rookie free agent - leads the NFL in both total special tackles (14) and solo special teams tackles (13) this season.



NFL Leaders - Solo Special Teams Tackles (2018)

Rnk	Player (Team)	STT	Solo	Asst
1	LB Zeke Turner (AZ)	14	13	1
2t	CB Justin Bethel (Atl)	11	9	2
2t	DB Charvarius Ward (KC)	11	8	3
2t	S Adrian Phillips (LAC)	11	7	4
2t	DB Brandon King (NE)	11	7	4

*Source: NFL GSIS

Rookies Making an Impact in 2018

• **C Mason Cole** (3rd Round, 97th overall) - Has started all 11 games and is the only lineman to play every snap on offense this season. Cole has now made 115 consecutive starts dating back to his freshman year of high school.

• **QB Josh Rosen** (1st Round, 10th overall) - Has started eight games this season and threw a career-high three TD passes vs. Oakland in Week 11.

• **WR Christian Kirk** (2nd Round, 47th overall) - Has appeared in all 11 games (6 starts) and totaled 40 receptions for 536 yards and three TDs. Has also added two runs for 12 yards and returned 18 punts for 150 yards.

• **LB Zeke Turner** (Undrafted) - Leads the NFL with 14 special teams tackles and 13 solo special teams tackles in 2018.

• **LB Dennis Gardeck** (Undrafted) - Has appeared in all 11 games with a team-high 255 snaps on special teams. Has six special teams tackles.

• **RB Chase Edmonds** (4th Round, 134th overall) - Has appeared in all 11 games and ranks second on the team with 34 rush attempts.

• **T Korey Cunningham** (7th Round, 254th overall) - Made his NFL debut in Week 11 vs. Oakland and played every snap at left tackle. Made his second straight start at left tackle last week vs. the Chargers.

KIRK'S IMPRESSIVE ROOKIE CAMPAIGN

WR **Christian Kirk** - Arizona's second round selection in the 2018 NFL Draft - has put up impressive numbers in his rookie campaign.

Through 11 games, Kirk has 40 receptions for 536 yards and three TDs. He has also returned 18 punts for 150 yards.

Kirk ranks second among rookie WRs in receptions and third in receiving yards.



NFL Leaders - Receptions and Receiving Yards by Rookie WRs (2018)

Rnk	Player (Team)	Rec	Rnk	Player (Team)	Yds
1	Calvin Ridley (Atl)	47	1	Calvin Ridley (Atl)	625
2	Christian Kirk (AZ)	40	2	D.J. Moore (Car)	565
3	D.J. Moore (Car)	38	3	Christian Kirk (AZ)	536
4	Antonio Callaway (Cle)	30	4	Courtland Sutton (Den)	473
5	Anthony Miller (Chi)	29	5	Marquez Valdes-Scantling (GB)	413

Kirk is on pace for 58 receptions and 780 yards in 2018. That would would put him among the most productive rookie receivers in franchise history.

Franchise Records - Receptions and Receiving Yards by Rookie

Rnk	Player (Year)	Rec	Rnk	Player (Year)	Yds
1	Anquan Boldin (2003)	101	1	Anquan Boldin (2003)	1,377
2	Larry Fitzgerald (2004)	58	2	Frank Sanders (1995)	883
3	Ricky Proehl (1990)	56	3	Ricky Proehl (1990)	802
4	Frank Sanders (1995)	52	4	Larry Fitzgerald (2004)	780
5	John Brown (2014)	48	5	John Brown (2014)	696

Kirk Season Highlights

GAME WINNER VS. SAN FRANCISCO: In Arizona's Week 8 victory over San Francisco, Kirk caught three passes for 42 yards - while also hauling in his second career TD reception when he caught a nine-yard game-winning TD with 34 seconds remaining in the fourth quarter.

SCORING BIG ON HIS BIRTHDAY: In Week 11 vs. Oakland - playing on his 22nd birthday - Kirk caught three passes for 77 yards, including a 59-yard TD reception. He became the first Cards player to score a TD on his birthday since WR Ernie Jones caught a 45-yard TD pass at Denver on 12/15/91 while playing on his 27th birthday.

JONES MAKES HISTORY IN 2018

Cardinals All-Pro DE **Chandler Jones** has recorded **11.0 sacks so far in 2018**. Combined with his **11.0 sacks in 2016 and 17.0 sacks in 2017**, he is the **first player in franchise history with 10+ sacks in three consecutive seasons**.

Jones is the only player in franchise history with at least 11.0+ sacks in three different seasons. **Jones is also the only player in the NFL with 11.0+ sacks in each of the last three seasons (2016-18)**.

Franchise Record – Seasons with 10+ Sacks

Rnk	Player	Seasons
1t	Chandler Jones	3 – 2016 (11.0), 2017 (17.0), 2018 (11.0)
1t	Simeon Rice	3 – 1996 (12.5), 1998 (10.0), 1999 (16.5)
1t	Al Baker	3 – 1983 (13.0), 1984 (10.0), 1986 (10.5)
4t	Freddie Joe Nunn	2 – 1987 (11.0), 1988 (14.0)
4t	Curtis Greer	2 – 1983 (16.0), 1984 (14.0)

Jones enters Week 13 ranked fourth in the NFL with 11.0 sacks in 2018.

NFL Leaders - Sacks (2018)

Rnk	Player (Team)	Sacks
1	Aaron Donald (LAR)	14.5
2t	Danielle Hunter (Min)	11.5
2t	J.J. Watt (Hou)	11.5
4	Chandler Jones (AZ)	11.0
5t	Von Miller (Den)	10.5
5t	Jason Pierre-Paul (TB)	10.5

Jones' 11.0 sacks in 2018 represent the third-highest total in franchise history through the first 11 games of a season. He is now just one sack behind his pace from 2017, when he set a franchise single-season record with 17.0 sacks.


Franchise Record – Sacks Thru 11 Games (1982-2018)

Rnk	Player (Year)	Sacks
1t	Chandler Jones (2017)	12.0
1t	Simeon Rice (1999)	12.0
3t	Chandler Jones (2018)	11.0
3t	Freddie Joe Nunn (1988)	11.0
5	Bertrand Berry (2004)	10.0



A MARVELOUS RUN IN ARIZONA

By any measure, **Chandler Jones** has been one of the elite defenders in the NFL since he came to Arizona in a trade prior to the 2016 season. **Since joining the Cardinals, Jones leads the NFL in both sacks (39.0) and tackles for loss (53).**



NFL Leaders – Sacks (2016-18)

Rnk	Player (Team)	Sacks
1	Chandler Jones (AZ)	39.0
2	Von Miller (Den)	34.0
3	Aaron Donald (LAR)	33.5
4	Ryan Kerrigan (Was)	32.0
5	Danielle Hunter (Min)	31.0

NFL Leaders – Tackles for Loss (2016-18)

Rnk	Player (Team)	TFL
1	Chandler Jones (AZ)	53
2	Jadeveon Clowney (Hou)	49
3	Aaron Donald (LAR)	48
4	Cameron Jordan (NO)	47
5	Von Miller (Den)	40

ALREADY IN THE TOP-10 IN CARDINALS HISTORY

Despite being in just his third season with the Cardinals, Jones sits alone in ninth place on the franchise all-time sacks list with 39.0.

Franchise Career Leaders – Sacks

Rnk	Player (Years)	Sacks	Games
1	Freddie Joe Nunn (1985-93)	66.5	131
2	Calais Campbell (2008-16)	56.5	138
3	Simeon Rice (1996-2000)	53.5	79
4	Curtis Greer (1980-88)	50.5	94
5	Ken Harvey (1988-93)	47.5	90
6	Eric Swann (1991-99)	45.5	110
7	Darnell Dockett (2004-14)	40.5	158
8	Bertrand Berry (2004-09)	40.0	72
9	Chandler Jones (2016-18)	39.0	43
10	Al Baker (1983-86)	37.5	63

RECORD SACK TOTAL THROUGH 40 GAMES

Jones had 34.5 sacks in his first 40 career games with Arizona. That is six more sacks than any other player in Cardinals history had in their first 40 games with the team.

Franchise Record – Sacks Through 1st 40 Games w/Cardinals

Rnk	Player (Years)	Sacks
1	Chandler Jones (2016-18)	34.5
2	Bertrand Berry (2004-07)	28.5
3	Al Baker (1983-85)	26.0
4	Simeon Rice (1996-98)	22.5
5	David Galloway (1982-85)	19.5

FASTEST IN CARDINALS HISTORY TO 30 SACKS

Jones reached 30.0 sacks as a member of the Cardinals in Week 3 vs. Chicago while playing in his 35th game with the team. In franchise history, no player reached 30.0 career sacks faster than Jones.

Franchise History – Fewest Games to 30 Sacks

Rnk	Player (Years)	Games
1	Chandler Jones (2016-18)	35
2	Freddie Joe Nunn (1985-88)	41
3	Bertrand Berry (2004-08)	44
4t	Simeon Rice (1996-99)	51
4t	Al Baker (1983-86)	51

MORE THAN JUST THE ONE

Jones' Week 11 performance vs. Oakland (2.0 sacks) marked the third time this season - and the 10th time during his tenure with the Cardinals - that **Jones** has had multiple sacks (1.5 or more) in a game.

Dating back to 2013 - his second season in the NFL - no player in the NFL has more games with multiple sacks than Jones.

NFL Leaders – Multi-Sack Games (2013-18)

Rnk	Player (Team)	Gms
1t	Chandler Jones (AZ/NE)	19
1t	J.J. Watt (Hou)	19
3	Justin Houston (KC)	16
4t	Cameron Wake (Mia)	14
4t	Von Miller (Den)	14
4t	Cameron Jordan (NO)	14



GAME AFTER GAME, JONES GETS A SACK

Jones has 39.0 sacks in 43 career games with the Cardinals. He has at least one full sack in eight of 11 games this season and in 30 of 43 games played in three seasons (2016-18) for Arizona.

Since coming to Arizona in 2016, Jones has gone back-to-back games without a sack just four times. He has not done so since Games 13-14 of the '16 season. That span covers 30 total games.

Dating back to 2016, no player in the NFL has a sack in more games than Jones.

NFL Leaders – Games with 1.0+ Sack (2016-18)

Rnk	Player (Team)	Games
1	Chandler Jones (Arizona)	30
2t	Danielle Hunter (Minnesota)	23
2t	Khalil Mack (Chicago)	23
4t	Von Miller (Denver)	22
4t	Ryan Kerrigan (Washington)	22

Jones had at least one sack in 13 of 16 games during his record-breaking campaign in 2017. He was the first player in franchise history to have a sack in at least 13 games in a single season. No other player in team history had a sack in more than 11 games in a season.

Since individual sacks became an official statistic in 1982, only Demarcus Ware (14 in 2008) had a sack in more games in a season than Jones had in 2017.



A SEASON TO REMEMBER IN 2017

Jones recorded an NFL-high and franchise record 17.0 sacks in 2017, becoming the first player in franchise history to lead the NFL in sacks in a season. Jones also led the NFL in tackles for loss (28) and QB hits (38) in 2017.

NFL Leaders – Sacks (2017)

Rnk	Player (Team)	Sacks
1	Chandler Jones (AZ)	17.0
2t	Calais Campbell (Jax)	14.5
2t	Demarcus Lawrence (Dal)	14.5
4t	Everson Griffen (Min)	13.0
4t	Cameron Jordan (NO)	13.0
4t	Ryan Kerrigan (Was)	13.0

NFL Leaders – Tackles for Loss (2017)

Rnk	Player (Team)	TFL
1	Chandler Jones (AZ)	28
2	Jadeveon Clowney (Hou)	21
3t	Melvin Ingram (LAC)	17
3t	Cameron Jordan (NO)	17
3t	Matt Judon (Bal)	17
3t	Von Miller (Den)	17



Since STATS, Inc. began tracking tackles for loss in 2008, Jones became just the third player to lead the NFL in both sacks and tackles for loss in a season. Demarcus Ware did so in both 2008 and 2010 while J.J. Watt accomplished the feat in both 2012 and 2015.

BY THE NUMBERS

1291

Year of the first meeting between the Cardinals Packers in what is the second-oldest rivalry in NFL history. On Sunday, it will have been 97 years, 13 days since the teams first met at Normal Park in Chicago.

71

Regular season matchups between the Cardinals and Packers with this week being #72. The teams have also met three times in the postseason, most recently in the Divisional round of the 2015 playoffs.

6

Touchdowns for WR Larry Fitzgerald in his five career games against the Packers, including postseason. Fitzgerald has at least one TD catch in all five games he has played against Green Bay in his career.

176

Receiving yards for Fitzgerald the last time he faced Green Bay (2015 postseason). That remains his career high for a single game in the regular season or postseason. Fitzgerald accounted for all 80 yards on the Cardinals game-winning TD drive in overtime.

1,278

Career receptions for Fitzgerald, who needs four catches to pass Jerry Rice (1,281 with SF) for the most receptions in NFL history with a single team.

37

Sacks for the Cardinals defense through 11 games. Arizona's 37 sacks rank second in the NFL in 2018 behind only Pittsburgh (39). The only other season in franchise history that the Cardinals had more sacks through 11 games was in 1966 (46).

4

Consecutive games in which the Cardinals defense has recorded at least four sacks. Prior to their current streak, the last time the Cardinals had at least four sacks in four straight games was in 1969 (5 straight).

11

Cardinals players who have multiple sacks (1.5 or more) so far this season. That is the most in the NFL.

2.5

Sacks for DT Robert Nkemdiche last week against the Chargers. Nkemdiche's 2.5 sacks in Los Angeles surpassed his sack total from his first 24 career games combined (2.0).

1

NFL players who have recorded at least 11.0 sacks in each of the last three seasons: DE Chandler Jones. Combined with his 11.0 sacks in 2016 and his 17.0 sacks in 2017, Jones' 11.0 sacks in 2018 make him the first player in Cardinals history with 11.0 sacks in three different seasons.

39.0

Sacks for DE Chandler Jones in 43 career games with the Cardinals. Since being acquired by Arizona in a trade with New England in 2016, Jones leads the NFL in both sacks (39.0) and tackles for loss (53).

11

Rookies on the Cardinals current roster, which includes nine players on the offensive side of the ball. Four of the Cardinals five 2018 Draft picks on the roster have become regular starters.

40

Receptions for WR Christian Kirk so far in 2018. Only Atlanta's Calvin Ridley (47) has more among rookie WRs in the NFL this season. Kirk's 536 receiving yards rank third among rookie WRs behind only Ridley (625) and Carolina's D.J. Moore (565).

13

Games in which RB David Johnson has posted multiple TDs in his career. That is tied with Rams RB Todd Gurley for the most in the NFL dating back to their rookie season in 2015.

48.8

Punting average for Andy Lee this season, which is tied with Philadelphia's Cameron Johnston for the NFL lead. Should that number hold, he will break the franchise single season punting average - which he himself established in 2017 (47.3). Lee has averaged 49.4, 52.3 and 49.2 yards per punt over the last three games.

14

Special teams tackles (13 solo) for free agent rookie LB Zeke Turner this season. Turner leads the NFL in both total special teams tackles (14) and solo special teams tackles (13) in 2018.

115

Consecutive starts for rookie C Mason Cole dating back to his freshman year of high school (53 straight at prep level; 51 straight at Michigan; 11 straight with Arizona). Cole is the only member of the Cardinals offensive line that has played every snap this season.

MILESTONES WITHIN REACH

• With a win, the Cardinals would snap an eight-game winless streak in Green Bay and have their first road win against the Packers since 1949.

• Arizona would have four wins in its last five games against Green Bay, including postseason.

WR Larry Fitzgerald

• With four receptions, Fitzgerald would pass Jerry Rice (1,281) for the most receptions in NFL history with a single team.

• With a reception, Fitzgerald would have at least one catch in 223 consecutive games, the second-longest reception streak in NFL history (Jerry Rice - 274).

• With a TD catch, Fitzgerald would have 116 TD receptions for his career, tying Antonio Gates for sixth place on the NFL's all-time list for career TD catches.

• With a TD reception, Fitzgerald would have six TD catches in his last six games.

• With a TD, Fitzgerald would have a TD catch in both career games played at Lambeau Field.

RB David Johnson

• With a TD (of any kind), Johnson would have 42 TDs in 45 career games. With 42 TDs, Johnson would tie for 10th in team history in career TDs.

• With two TDs (of any kind), Johnson would have 10+ TDs in a season for the third time in his career. He would join WR Larry Fitzgerald (5) as the only players in franchise history with 10+ TDs in at least three different seasons.

• With two rushing TDs, Johnson would tie Stump Mitchell (32) for fourth on the franchise all-time list for career rushing TDs.

DE Chandler Jones

• With a sack, Jones would have at least one sack in 31 of 44 games played with the Cardinals. He would also have 40 sacks in 44 career games with Arizona, reaching 40+ sacks in fewer games than any other player in franchise history.

• With 2.0 sacks, Jones would have 41.0 sacks with the Cardinals, passing Darrell Dockett (40.5) for seventh place on the franchise all-time sacks list.

CB Patrick Peterson

• With an INT, Peterson would tie Kwamie Lassiter for seventh on the franchise all-time list with 24 career INTs.

Cardinals Defense

• With two sacks, Arizona would join the 2017 Steelers and the 2014 Bills as the only teams in the last 13 seasons with multiple sacks in each of the first 12 games of a season.

• With three sacks, the Cardinals would have 40+ sacks through the first 12 games of a season for just the second time in franchise history (50 in 1966).

NFL SCHEDULE - WEEK 13

Thursday, November 29

New Orleans Saints at Dallas Cowboys - 6:20 PM (FOX/NFLN/Amazon)

Sunday, December 2

Arizona Cardinals at Green Bay Packers - 11:00 AM (FOX)

Baltimore Ravens at Atlanta Falcons - 11:00 AM (CBS)
Carolina Panthers at Tampa Bay Buccaneers - 11:00 AM (FOX)
Chicago Bears at New York Giants - 11:00 AM (FOX)
Buffalo Bills at Miami Dolphins - 11:00 AM (CBS)
Indianapolis Colts at Jacksonville Jaguars - 11:00 AM (CBS)
Cleveland Browns at Houston Texans - 11:00 AM (CBS)
Denver Broncos at Cincinnati Bengals - 11:00 AM (CBS)
Los Angeles Rams at Detroit Lions - 11:00 AM (FOX)
Kansas City Chiefs at Oakland Raiders - 2:05 PM (CBS)
New York Jets at Tennessee Titans - 2:05 PM (CBS)
San Francisco 49ers at Seattle Seahawks - 2:25 PM (FOX)
Minnesota Vikings at New England Patriots - 2:25 PM (FOX)
Los Angeles Chargers at Pittsburgh Steelers - 6:20 PM (NBC)

Monday, December 3

Washington Redskins at Philadelphia Eagles - 6:15 PM (ESPN)

MEDIA SCHEDULE - WEEK 13

The Cardinals practice and media schedule for this week is listed below. Practice is open each day for approximately the first 20 minutes and the locker room will be open for 45 minutes.

All requests for assistant coach availability need to be made in advance through the Cardinals Media Relations staff.

Wed, 11/28 11:10 AM - Practice
HC **Steve Wilks** and QB **Josh Rosen** available at approximately 1:00 PM and players available in locker room

Thurs, 11/29 11:10 AM - Practice
Coordinators **Byron Leftwich** (Offense) and **Al Holcomb** (Defense) following practice at approximately 1:00 PM and players available in locker room

Fri, 11/30 10:25 AM - Practice
Head coach **Steve Wilks** available at approximately 11:50 AM and players available in locker room

Sun, 12/2 Cardinals at Packers, 11:00 AM - Lambeau Field

CARDINALS IN THE COMMUNITY

CARDINALS VISIT PCH



Cardinals OL **Oday Aboushi**, OL **Daniel Munyer**, OL **Mike Iupati**, OL **D.J. Humphries**, DE **Zach Moore**, LB **Dennis Gardeck** and LS **Aaron Brewer** joined members of the Cardinals Women's Club, team mascot Big Red and Cardinals Cheerleaders at Phoenix Children's Hospital on Tuesday (11/27) for a birthday party in the Kids Zone.

Each month, the Kids Zone at PCH holds a party for all patients who

have a birthday that month.

The Arizona Cardinals Women's Club sponsored the November birthday party which featured a luau theme and included games with the patients as well as pizza and cake.

CARDINALS SERVE THANKSGIVING DINNER



On Monday (11/19), the Cardinals hosted its 17th annual "Feed the Hungry" event at the Phoenix Rescue Mission.

Team president Michael Bidwill, his sister Nicole, running back David Johnson, tackle Andre Smith and line-backer Dennis Gardeck were joined by Big Red, Cardinals cheerleaders and staff to serve a Thanksgiving meal to the less fortunate.

"I'm worried about playing football and they're worrying about eating daily," Johnson said. "It really puts it into perspective. Coming out here and helping out, serving, it really warms my heart."

PETERSON UNVEILS "PATRICK'S CORNER"



On October 2, CB **Patrick Peterson** unveiled his 13th "Patrick's Corner" at Crockett Elementary in Phoenix.

Through a partnership with Scholastic Books, the new Corner is furnished with bookshelves, beanbag chairs, a reading module, a stereo listening center, an audio library and 1,200 age-appropriate books.

In addition, all 491 students were provided with a reading certificate with which they can purchase a book during the Pick-Out-A-Book book fair. The new reading room serves as a fun, comfortable space where students and their families can read, learn and explore together.

LARRY LENDS A HAND



Joe Casella and his wife, **Tina**, opened Casella's Italian Delicatessen in Scottsdale in 1977 and in the 40-plus years since they have fed and made friends with many in the community.

One of those friends is WR **Larry Fitzgerald**, who reached out last month to help the family in a time of need.

Joe Casella was diagnosed with a terminal form of cancer and on September 18, Fitzgerald paid for all orders at the Casella's restaurant from noon to 5:00 PM, while asking that patrons make any donations they could to help support Joe and his family. Fitzgerald and teammates **D.J. Foster** and **Christian Kirk** stopped by during the day to thank patrons for their donations.

Foster and Kirk both played football at Saguaro High School, which is less than a mile from the deli. Casella has been a longtime supporter of the school's teams. Donations to help the Casella family can also be mailed to the restaurant at 5905 N Granite Reef Rd., Scottsdale, Arizona, 85250.

CARDINALS VISIT LUKE AIR FORCE BASE



On Tuesday (11/6), OL **Mason Cole**, OL **Korey Cunningham**, WR **Christian Kirk**, OL **Justin Pugh**, CB **Brandon Williams** and WR **Chad Williams** joined team mascot Big Red, Cardinals Cheerleaders and USAA representatives to visit Luke Air Force Base and show their gratitude and appreciation to those serving in the armed forces, while learning about their roles and responsibilities at the base.

The group received an up-close look at F-35s and F-16s from the 61st Fight Squadron inside a hanger and had the opportunity to experience a F-35 simulator while visiting various personnel stationed on the base.

Following the tour, the players and cheerleaders signed autographs and posed for photos during a meet-and-greet session.

CARDS HOST PRO VS. G.I. JOE PROGRAM



For the eighth consecutive year, several Cardinals players joined Cardinals Cheerleaders and team mascot Big Red in the Pro vs. G.I Joe program at the Dignity Health Arizona Cardinals Training Center on Tuesday (11/13).

In conjunction with the Joint Forces Initiative, the Pro vs. G.I Joe program had players and military personnel, home and abroad, playing video games and communicating through a webcam on Xbox Live.

The Joint Forces Initiative is a private, non-profit organization that provides America's heroes the opportunity to play real-time video games, online and in-person, with professional athletes and celebrities.

PETERSON HOSTS THANKSGIVING GIVEAWAY



For the second year in a row, CB **Patrick Peterson** partnered with United Food Bank of Arizona to host a "Thanksgiving Giveaway."

Peterson and his teammates, including LB **Dennis Gardeck** and OL **Zack Golditch**, delivered 221 Thanksgiving meals to local families in need at the Eisenhower Center for Innovation in Mesa, AZ on Friday (11/16).

In addition to providing Thanksgiving meals, Peterson met, mingled and posed for photos with fans.

Peterson's first "Thanksgiving Giveaway" in partnership with the United Food Bank of Arizona also provided Thanksgiving meals to 221 Arizona families at Fees Prep Elementary School in Tempe.

CARDS AND COX LAUNCH STEM PROGRAM



The Cardinals and Cox Communications partnered with the education technology company, EVERFI, to introduce the **Connect2STEM** program to classrooms in Arizona to inspire the next generation of engineers. The program, called Endeavor, will introduce students to careers in technical fields and uses gamified lessons to encourage and prepare students for a career in STEM.

Cardinals QB **Josh Rosen** joined team mascot Big Red and Cardinals Cheerleaders to celebrate the launch of **Connect2STEM** at South Mountain High School on October 23.

ELEVATING A FRANCHISE

The 2018 season is the 12th since **Michael Bidwill** took over as team President in 2007. His leadership during that time has gone a long way in transforming the franchise – both on and off the field.

Highlights of Bidwill's tenure as team President

- Since taking over as team president in 2007, the Cardinals have gone .500 or better in eight of 11 seasons (just twice in previous 20 years) and posted four double-digit win seasons (none in previous 20).

- Arizona's 50 wins between 2013-17 were the most in any five-year span in franchise history.

- The last two head coaches he hired for the Cards went on to finish #1 and #2 in franchise history in wins: Bruce Arians (50) and Ken Whisenhunt (49).

- Of the Cardinals seven all-time postseason wins, five have come during Bidwill's 11 years as team president. Arizona has played in nine postseason contests since Bidwill took over in 2007. The Cardinals played just seven total playoff games in their entire history prior to his tenure.

- Arizona has appeared in the NFC Championship Game twice during Bidwill's time as president (2008, '15), including a victory in 2008 that led to the franchise's first-ever Super Bowl appearance (Super Bowl XLIII).

- Leading the list of his Cardinals accomplishments is the creation of State Farm Stadium. Since its opening in 2006, the team has sold out all 132 games (preseason and postseason included) played at the venue.

- In addition to his role in helping Arizona land Super Bowls XLII and XLIX, he led the effort to land Super Bowl LVII (2023) this past spring. Michael was also instrumental in getting the 2015 Pro Bowl for Arizona; played a week before Super Bowl XLIX those two events combined to deliver a record economic impact of \$720 million to the region.

- By the time it hosts Super Bowl LVII, State Farm Stadium will have undergone \$100 million in improvements including parking infrastructure, state-of-the-art wifi, video boards, sound system upgrades and club-area enhancements since it staged Super Bowl XLIX.

- Bidwill also oversaw the team's appearance in the groundbreaking Amazon Original series All or Nothing: A Season with the Arizona Cardinals. Produced by NFL Films, the eight-episode series was awarded the Sports Emmy for Outstanding Serialized Sports Documentary in May of 2017.

- In January of 2016, the National Football Foundation (NFF) and College Hall of Fame inducted Bidwill and Arizona Governor Doug Ducey into the NFF Leadership Hall of Fame.

- This past January (2018), was one of five owners named to the NFL's Player-Owned Committee focused on social and racial justice initiatives. In December of 2014, Commissioner Roger Goodell tapped Bidwill to chair the league's Conduct Committee which reviews the league's Personal Conduct Policy.

Cardinals Under Michael Bidwill (2007-Present)

Statistic	Totals
Regular Season Record	96-90-1
Postseason Record	5-4
Overall Record	101-94-1
Regular Season Win Pct.	.517
Avg. Wins Per Season (2007-17)	8.5
Regular Season Home Record	59-34-1
Postseason Home Record	4-0
Overall Home Record (RS+post)	63-34-1
Regular Season Home Win Pct.	.633
Seasons with .500 Record or Better	8
Seasons with 9+ Wins	5
Seasons with 10+ Wins	4
Best Regular Season Record	13-3
Postseason Berths	4
Division Titles	3
Conference Championship Games	2
Super Bowl Appearances	1
Primetime Games	26



GRAND MARSHALL MICHAEL BIDWILL

In September it was announced that Cardinals president **Michael Bidwill** was chosen as the grand marshal of this year's Desert Financial Fiesta Bowl parade.

The parade will be held on Saturday, December 29 at 10 a.m. in Central Phoenix. The Playstation Fiesta Bowl, one of college football's best bowl games, will take place on New Year's Day.

Bidwill will join a notable list of grand marshals, which includes Diamondbacks Hall of Fame pitcher **Randy Johnson**, former Cardinals QB and Hall of Famer **Kurt Warner** and Suns/Diamondbacks owner **Jerry Colangelo**. Last year, Coyotes forward **Shane Doan** served in the prestigious role.



A SUCCESSFUL RUN AS GM

Steve Keim was promoted to GM on January 8, 2013 after 14 seasons in the Cardinals organization. In guiding the team to an unprecedented run of success in his first five years as GM, Keim earned contract extensions in February of 2015 and February of 2018 that will keep him with the franchise through 2022.

Since his promotion in 2013, the Cardinals have posted a 51-39-1 regular season record, and Keim has developed into one of the league's most highly respected GMs.

Named the 2014 Sporting News NFL Executive of the Year in a vote of NFL coaches and team executives, Keim also earned back-to-back NFL Executive of the Year honors from Pro Football Talk (2013-14).

The teams put together by Keim during his time as GM have been some of the most successful in franchise history. In 2014 the team tied the franchise record for wins in a season (11) before setting a new mark in 2015 when the Cardinals won 13 games and earned its first-ever postseason bye.

KEIM'S WINNING CULTURE

Since being named Arizona's GM on January 8, 2013, only six of his NFL counterparts have won more regular season games than Keim (51).

Regular Season Wins by NFL GMs – Since 2013

Rnk	General Manager	Team	Record (Win Pct)
1	Bill Belichick*	New England Patriots	70-20-0 (.778)
2	Kevin Colbert	Pittsburgh Steelers	60-30-1 (.665)
3	John Schneider	Seattle Seahawks	60-30-1 (.665)
4	John Elway	Denver Broncos	56-35-0 (.616)
5	Mickey Loomis	New Orleans Saints	52-38-0 (.578)
6	Howie Roseman	Philadelphia Eagles	52-39-0 (.571)
7t	Steve Keim	Arizona Cardinals	51-39-1 (.566)
7t	Mike Brown	Cincinnati Bengals	51-38-2 (.571)

*Includes the tenures of Scott Pioli (2000-08) and Nick Caserio (2009-present) in the Patriots player personnel department.

PUTTING TOGETHER AN ACCOMPLISHED ROSTER

- The rosters Keim put together produced one of the NFL's top-10 defenses four times and one of the top-10 offenses twice. *Arizona had a top-10 defense in three consecutive seasons (2015-17) for the first time since the 1970 merger.*

- During Keim's tenure, Arizona has established franchise records for wins in a season (13 in 2015), points in a season (489 in 2015), led the NFL in total offense for the first time in team history (#1 in 2015) and led the NFL in sacks for the second time ever (48.0 in 2016).

CARDS HAVE A HIT WITH "FLIGHT PLAN"

In February, the Arizona Cardinals launched "Cardinals Flight Plan", a first-of-its-kind documentary series available on Facebook Watch that takes fans behind the scenes for an inside look at the team's offseason.



The 10-episode series, which began February 14 and produced a new episode every other week until the finale on June 20, has reached nearly 14 million viewers to date.

ABOUT FLIGHT PLAN: From the final moments of the 2017 season and leading up to training camp in 2018, Flight Plan allows fans to follow the team's search for a new head coach and QB, free agency evaluations, success in the 2018 NFL Draft and on-field preparations during OTAs and minicamp.

HOW TO WATCH: Regardless of whether they have a Facebook account, viewers within the U.S. can watch every episode of the series by going to [facebook.com/cardinalsflightplan](https://www.facebook.com/cardinalsflightplan). Viewers outside the U.S. are able to access the show via the Cardinals' main Facebook page.

Episode 10: Ready for Takeoff - New coach. New QBs. No shortage of headlines.

Episode 9: Full Deck - Josh Rosen and the rookies the veterans during organized team activities. While offseason workouts continue, Arizona is awarded Super Bowl LVII during the NFL owners meetings.

Episode 8: Cardinal DNA - As the team takes shape, it's built with the "Cardinal DNA" at its core.

Episode 7: Own the Room - The drama of the 2018 NFL Draft unfolds from Dallas and inside the war room at team's headquarters in Tempe.

Episode 6: D-Day - Steve Wilks is wired for sound during his first minicamp as Head Coach, and the team prepares for the Draft.

Episode 5: Groundwork - The first offseason program under head coach Steve Wilks is underway. David Johnson and Markus Golden are hard at work to come back from season-ending injuries.

Episode 4: Veteran Moves - NFL free agency is underway, and the Arizona Cardinals make the offensive line a top priority.

Episode 3: Combining Together - Steve Wilks, his staff and the front office use the week at the NFL Combine to get on the same page about the Draft class.

Episode 2: Mobilizing - Scouts evaluate talent at the Senior Bowl and Head Coach Steve Wilks settles into a routine at Cardinals headquarters.

Episode 1: Reshuffling the Deck - The search for Arizona's new head coach is underway, and the Cardinals provide fans an in-depth look into the process.

WILKS IN YEAR 1 WITH ARIZONA

In January, the Cardinals hired 23-year coaching veteran **Steve Wilks** as the team's new head coach. Wilks came to Arizona having spent the past six seasons (2012-17) with the Carolina Panthers, including last year as the team's defensive coordinator.

Wilks is one of seven new NFL head coaches in 2018, and one of six who spent last season as a coordinator. Wilks is also one of five first-time NFL head coaches in 2018.

New NFL Head Coaches in 2018

Coach	Team	Age	Previous Team
Steve Wilks*	Arizona	49	Carolina (Def. Coordinator)
Jon Gruden	Oakland	54	Tampa Bay (HC from 2002-08)
Matt Nagy*	Chicago	40	Kansas City (Off. Coordinator)
Matt Patricia*	Detroit	43	New England (Def. Coordinator)
Frank Reich*	Indianapolis	56	Philadelphia (Off. Coordinator)
Pat Shurmur	NY Giants	53	Minnesota (Off. Coordinator)
Mike Vrabel*	Tennessee	42	Houston (Def. Coordinator)

*First-time NFL head coach

Steve Wilks Quick Facts

- Nine stops and 19 years after getting his first head coaching job at Savannah State in 1999, Wilks became a head coach again when he was hired by the Cardinals in 2018.
- In a span of eight years between 1999 and 2006, Wilks had eight jobs with eight different teams.
- Wilks began his coaching career in 1995 as a defensive coordinator (Johnson C. Smith, 1995) and his last job before being hired in Arizona was as a defensive coordinator (Carolina Panthers, 2017).
- The Charlotte, NC native spent the last 12 years as an assistant in the NFL. Wilks also coached in the NFL with the Chicago Bears (2006-08) and San Diego Chargers (2009-11) prior to working in Carolina (2012-17).
- Coached for 11 years at the collegiate level, including one season (1999) as the head coach at Savannah State. He also worked as an assistant at Johnson C. Smith (1995-96), Savannah State (1997-98), Illinois State (2000), Appalachian State (2001), East Tennessee State (2002), Bowling Green (2003), Notre Dame (2004), and Washington (2005).
- Attended West Charlotte (NC) High School and went on to play defensive back at Appalachian State (1987-91), finishing his career with 103 tackles, four INTs and four blocked kicks. He attended training camp with the Seattle Seahawks in 1992 and played DB and WR for the Charlotte Rage of the Arena Football League in 1993.
- Wilks and his wife, Marcia, have two daughters, Marissa and Melanni, and a son, Steven James.



WILKS' SUCCESS IN CAROLINA

During his six seasons with the Carolina Panthers, **Steve Wilks** helped shape one of the NFL's top defenses. Below is a look at a few highlights from his tenure with the Panthers.

Wilks in Carolina (2012-17)

- Promoted to defensive coordinator with Carolina in 2017 after Sean McDermott was named the head coach in Buffalo. Wilks had previously served as the Panthers secondary coach for five seasons (2012-16) and added the title of assistant head coach in 2015.
- The Panthers finished in the top-10 in total defense in five of Wilks' six seasons with the team. With Wilks as defensive coordinator, the Panthers went from 21st overall in 2016 to 7th in 2017.
- In his first year as defensive coordinator in 2017, the Panthers finished 7th in the NFL in total defense (317.1 ypg), 3rd in sacks (50), and 3rd in run defense (88.1 ypg).
- The Panthers were the only team in the NFL to not allow an individual 100-yard rusher in any game in 2017.
- In 2016, Wilks' secondary helped the Panthers tie for the NFC lead with 17 INTs.
- While serving as DBs coach in 2015, Wilks was given the additional title of assistant head coach. That same season the Panthers won the NFC Championship, played in Super Bowl 50 and led the NFL in INTs (24), total takeaways (39) and turnover differential (+20).



LEFTWICH TAKES THE REINS ON OFFENSE

On October 19 the Cardinals named **Byron Leftwich** - Arizona's QBs coach the last two seasons (2017-18) - as the team's new offensive coordinator. Leftwich originally joined the Cards coaching staff as an intern in 2016.

In his first game as OC, Arizona earned a come-from-behind victory in its 18-15 win over the San Francisco 49ers in Week 8.

The 38-year old native of Washington, D.C. played 10 seasons in the NFL with four different teams (Jacksonville 2003-06; Atlanta 2007; Pittsburgh 2008, 2010-12; Tampa Bay 2009) and appeared in 60 games (50 starts), completing 930 passes on 1,605 attempts (57.9%) for 10,532 yards and 58 TDs. He was drafted by the Jaguars with the seventh overall selection in the first round of the 2003 NFL Draft.

He played collegiately at Marshall, where he was one of the most prolific passers in college football history. Leftwich was a three-year starter at Marshall and set Mid-American Conference records for passing yards (11,903) and total offense (12,090). He completed 939-of-1,442 pass attempts (65.1%) with 89 TDs and 28 INTs and was twice selected as the MAC Offensive Player of the Year (2001-02). Leftwich finished sixth in voting for the Heisman Trophy as a senior in 2002.

Leftwich Among League's Youngest Play-Callers

With his promotion, Leftwich became the fifth-youngest offensive coordinator/offensive play-caller in the NFL.

NFL's Youngest Off. Coordinators/Primary Play-Callers

Rnk	Coach	Team	Age	Birthdate
1	Sean McVay*	L.A. Rams	32	January 24, 1986
2	Jim Bob Cooter	Detroit	34	July 3, 1984
3	Nick Sirianni	Indianapolis	37	June 15, 1981
4	Dowell Loggains	Miami	38	October 1, 1980
5	Byron Leftwich	Arizona	38	January 14, 1980

*Serves as OC in addition to duties as head coach



JEFF RODGERS - SPECIAL TEAMS COORDINATOR

After spending the last three seasons in Chicago, **Jeff Rodgers** was named the Cardinals special teams coach in January. Last season Rodgers mentored a Bears special teams unit that tied the Rams for the NFL lead with three special teams touchdowns (2 punt return, 1 fake field goal).

• Has 17 years of coaching experience, including 14 seasons coaching special teams in the NFL with Chicago (2015-17), Denver (2011-14), Carolina (2009-10), and San Francisco (2003-07).

• The Broncos returned six kicks for touchdowns during Rodgers tenure in Denver (2011-14), tied for the second most in the NFL in that span. In 2012, Trindon Holliday became the first player in NFL history to record multiple return TDs in a playoff game when he scored on a 90-yard punt return and a 104-yard kickoff return.

• Under Rodgers tutelage, Broncos K Matt Prater was named to the Pro Bowl in 2013 after setting franchise records in field goal percentage (96.2%; 25-of-26) and points scored (150).



AL HOLCOMB - DEFENSIVE COORDINATOR

Now in his first season in Arizona and first as a defensive coordinator in the NFL, **Al Holcomb** spent the past five years coaching alongside Steve Wilks in Carolina. The 47-year old Holcomb joined the Cardinals staff with 23 years of coaching experience.


• Hired as Cardinals defensive coordinator on 1/26/18 after spending the previous five seasons as the linebackers coach with the Panthers.

• The Panthers finished in the top-10 in total defense in four of Holcomb's five seasons with the team, including finishing second in the NFL in 2013 (301.3 ypg).

• Under his guidance, Panthers LBs Luke Kuechly and Thomas Davis developed into one of the best linebacker duos in the NFL. Kuechly earned NFL Defensive Player of the Year honors in 2013 and was selected to five consecutive Pro Bowls (2013-17) while also being named first-team All-Pro four times (2013-15, '17). Davis made three consecutive Pro Bowls (2015-17) and was named first-team All-Pro in 2015.

• In 2017, Carolina finished seventh in the NFL in total defense (317.1 ypg), third in sacks (50), and third in run defense (88.1 ypg).

• Joined the Panthers in 2013 after four seasons (2009-12) with the New York Giants where he worked as a defensive assistant (2009-10) and defensive quality control coach (2011-12). The Giants ranked in the top-seven in the league in total defense in two of Holcomb's four years, and he capped his first season in New York with a victory over New England in Super Bowl XLV.



VERY OFTEN OVER 100

After the Cardinals selected him in the third round (86th overall) in the 2015 NFL Draft, RB **David Johnson** went on a record-breaking run in his first two NFL seasons (2015-16). After posting a franchise rookie-record 13 TDs in 2015 (8 rushing, 4 receiving, 1 KOR), Johnson turned in an All-Pro season in 2016 when he led the NFL and established franchise single-season records for both scrimmage yards (2,118) and TDs (20).

Johnson's 2017 season came to an abrupt end, however, when he was suffered a wrist injury during the season-opener at Detroit and was forced to miss the remainder of the season.

Now in his fourth NFL season - healthy and with a new contract extension - Johnson is looking to re-gain his status as one of the league's top offensive weapons.

After posting fewer than 100 yards from scrimmage in five consecutive games dating back to the 2016 finale, Johnson now has 100+ scrimmage yards in three of the last four games this season.

A REMARKABLE CAREER SO FAR

Johnson has appeared in 44 career games and has totaled 4,861 all-purpose yards (2,535 rushing, 1,728 receiving, 598 KOR) and 41 TDs.

He has made 33 starts in the NFL, posting 100+ yards from scrimmage in 23 of those contests, most recently in Week 11 vs. Oakland. In his 33 career starts, Johnson has totaled 2,396 rushing yards, 1,487 receiving yards and 33 TDs, averaging 117.7 scrimmage yards and 1.0 TD per start.

Johnson's Performance in 33 Career Starts

Opponent	Rush	Rec	Total	TDs (Type)
12/6/15 @ StL	99	21	120	1 (1 receiving)
12/10/15 vs. Min	92	31	123	0
12/20/15 @ Phi	187	42	229	3 (3 rush)
12/27/15 vs. GB	39	88	127	1 (1 rush)
1/3/16 vs. Sea	25	34	59	0
9/11/16 vs. NE	89	43	132	1 (1 rush)
9/18/16 vs. TB	45	98	143	0
9/25/16 @ Buf	83	28	111	2 (2 rush)
10/2/16 vs. LA	83	41	124	0
10/6/16 @ SF	157	28	185	2 (2 rush)
10/17/16 vs. NYJ	111	27	138	3 (3 rush)
10/23/16 vs. Sea	113	58	171	0
10/30/16 @ Car	24	84	108	0
11/13/16 vs. SF	55	46	101	2 (1 rush, 1 receiving)
11/20/16 @ Min	103	57	160	2 (1 rush, 1 receiving)
11/27/16 @ Atl	58	103	161	1 (1 receiving)
12/4/16 vs. Was	84	91	175	2 (1 rush, 1 receiving)
12/11/16 @ Mia	80	41	121	0
12/18/16 vs. NO	53	55	108	2 (2 rush)
12/24/16 @ Sea	95	41	136	3 (3 rushing)
1/1/17 @ LA	6	38	44	0 (injured in 1st quarter)
9/10/17 @ Det	23	67	90	0 (injured in 3rd quarter)
9/9/18 vs. Was	37	30	67	1 (1 rush)
9/16/18 @ LAR	48	3	51	0
9/23/18 vs. Chi	31	30	61	1 (1 receiving)
9/30/18 vs. Sea	71	41	112	1 (1 rushing)
10/7/18 @ SF	55	16	71	2 (2 rushing)
10/14/18 @ Min	55	15	70	1 (1 rushing)
10/18/18 vs. Den	39	31	70	0
10/28/18 vs. SF	59	41	100	0
11/11/18 @ KC	98	85	183	2 (1 rush, 1 receiving)
11/18/18 vs. Oak	137	17	154	0
11/25/18 @ LAC	63	16	79	0
Totals	2,396	1,487	3,883	33 (26 rushing, 7 receiving)

HISTORIC 2016 YARDAGE TOTAL

Johnson led the NFL and established a new franchise single-season record with 2,118 yards from scrimmage (1,239 rushing; 879 receiving) in 2016. He became the first player in team history to eclipse 2,000 yards in a season.

Franchise History - Scrimmage Yards (Season)

Rnk	Player (Year)	Yds	Rush	Rec
1	David Johnson (2016)	2,118	1,239	879
2	Ottis Anderson (1979)	1,913	1,605	308
3	Ottis Anderson (1984)	1,785	1,174	611
4	Ottis Anderson (1981)	1,763	1,376	387
5	Ottis Anderson (1983)	1,729	1,270	459

Johnson became just the seventh player since the 1970 merger to lead the NFL in both scrimmage yards and TDs in a season: Arian Foster (2010), Priest Holmes (2002), Emmitt Smith (1995), Marcus Allen (1982), Walter Payton (1977) and O.J. Simpson (1975).

Johnson posted 100+ scrimmage yards in the first 15 games in 2016. In doing so, he joined Barry Sanders (1997) as the only players in NFL history to have 100+ scrimmage yards in at least 15 consecutive games in a single season.

Johnson became the first player in NFL history to do so in each of the first 15 games of a season. His streak came to an end in the '16 finale, when he left the game in Los Angeles in the first quarter with a knee injury.



41 TOUCHDOWNS IN 44 GAMES

Johnson has 41 total TDs (30 rushing, 10 receiving, 1 KOR) in 44 career games.

Johnson's first TD in Week 10 at Kansas City was the 40th of his career. He reached 40 career TDs in 11 fewer games than any other player in franchise history. The previous record was 53 games by John David Crow (1958-62).

30 AND 10 THROUGH FOUR SEASONS

Johnson has 30 career rushing TDs and 10 career receiving TDs. Despite missing virtually all of last season, Johnson is one of just seven players in NFL history with 30+ rushing TDs and 10+ receiving TDs in their first four seasons.

NFL History - 30+ Rushing TDs and 10+ Receiving TDs in 1st 4 Seasons

Player (Years)	Rush	Rec	Gms
David Johnson (2015-18)	30	10	44
Edgerrin James (1999-02)	31	10	52
Todd Gurley (2015-18)	42	10	53
Roger Craig (1983-86)	31	13	64
Marcus Allen (1982-85)	44	13	57
Chuck Foreman (1973-76)	39	18	53
Abner Haynes (1960-63)	35	14	56

Johnson joined Roger Craig and Abner Haynes as the only three players to reach 30 rushing TDs/10 receiving TDs in their first 42 career games.

WHY STOP AT ONE?

Johnson has posted multiple TDs in a game 13 times in his career. Despite missing virtually all of last season, Johnson is tied with Rams RB Todd Gurley for the most multi-TD performances dating back to 2015.

NFL Leaders - Games with 2+ TDs (2015-18)

Rnk	Player (Team)	Games
1t	David Johnson (AZ)	13
1t	Todd Gurley (LAR)	13
3	Antonio Brown (Pit)	10
4t	Ezekiel Elliott (Dal)	9
4t	Alvin Kamara (NO)	9
4t	Mark Ingram (NO)	9

AMONG THE TOUCHDOWN LEADERS SINCE 2015

Despite missing the final 15 games last season with a wrist injury, Johnson's 41 TDs are the third-most in the NFL dating back to his rookie season. The only two players ahead of him on the list have played in 12 more games.

NFL Leaders - Touchdowns (2015-18)

Rnk	Player (Team)	TDs	Games
1	RB Todd Gurley (LAR)	52	55
2	WR Antonio Brown (Pit)	43	56
3	RB David Johnson (AZ)*	41	44
4	RB Melvin Gordon (LAC)	37	53
5	WR DeAndre Hopkins (Hou)	36	58

*Missed 15 games in 2017

A REMARKABLE TD TOTAL IN FIRST TWO SEASONS

In NFL history, only three players had more TDs in their first two seasons than Johnson (33).

NFL Record - Touchdowns in 1st Two Seasons

Rnk	Player (Years)	TDs
1	Edgerrin James (1999-00)	35
2t	Eric Dickerson (1983-84)*	34
2t	Gale Sayers (1965-66)*	34
4	David Johnson (2015-16)	33
5t	Earl Campbell (1978-79)*	32
5t	Curtis Martin (1995-96)*	32

*Hall of Fame Inductee

DAVID GETS 30TH CAREER RUSHING TD


Johnson's third quarter TD run at Kansas City in Week 10 marked his 30th career rushing TD, and 22nd rushing TD in 26 games.

He reached 30 career rushing TDs in fewer games (42) than any player in franchise history, 19 fewer than the previous record holder, Ottis Anderson (61 games).

Despite having played just 44 games, Johnson ranks fifth on the Cardinals all-time list for career rushing TDs. He has appeared in 26 fewer games than any other player in the top-5.

Franchise Record - Career Rushing TDs

Rnk	Player (Years)	TDs	Games
1	Ottis Anderson (1979-86)	46	99
2	Wayne Morris (1976-83)	37	110
3	John David Crow (1958-64)	33	69
4	Stump Mitchell (1981-89)	32	116
5	David Johnson (2015-18)	30	44



SEASON #15 FOR FITZ

Selected by the Cardinals #3 overall in the 2004 NFL Draft, WR **Larry Fitzgerald** is in his 15th season with Arizona in 2018. Only three active NFL players have spent more time with one team than Fitzgerald.

Seasons with One NFL Team (Active)

Rnk	Player (Team)	Season
1	QB Tom Brady (New England)	19 th
2t	TE Antonio Gates (L.A. Chargers)	16 th
2t	LB Terrell Suggs (Baltimore)	16 th
4t	WR Larry Fitzgerald (Arizona)	15 th
4t	QB Eli Manning (NY Giants)	15 th
4t	QB Philip Rivers (L.A. Chargers)	15 th
4t	QB Ben Roethlisberger (Pittsburgh)	15 th
4t	LS Don Muhlbach (Detroit)	15 th



In franchise history, only QB Jim Hart (18) and K Jim Bakken (17) played more seasons with the Cardinals than Fitzgerald (15).

Franchise Record - Most Seasons Played

Rnk	Player (Years)	Seasons
1	QB Jim Hart (1966-83)	18
2	K Jim Bakken (1962-78)	17
3t	WR Larry Fitzgerald (2004-)	15
3t	TE Jackie Smith (1963-77)	15
5t	CB Roger Wehrli (1969-82)	14
5t	LB Larry Stallings (1963-76)	14
5t	T Ernie McMillan (1961-74)	14

Fitzgerald is one of just two players in franchise history to appear in at least 200 games with the Cardinals - and the only non-kicker to do so. In the Cardinals game vs. the Chargers last week, Fitzgerald appeared in his 229th career game. If he plays in the remaining five games in '18, Fitzgerald will tie K Jim Bakken's franchise record for career games played (234).

Franchise Record - Career Games Played

Rnk	Player (Years)	Games
1	K Jim Bakken (1962-78)	234
2	WR Larry Fitzgerald (2004-)	229
3	QB Jim Hart (1966-83)	199
4	TE Jackie Smith (1963-77)	198
5	CB Roger Wehrli (1969-82)	193

STILL GIVING THE 49ERS FITZ

WR **Larry Fitzgerald** caught eight passes for 102 yards and a TD in the Cardinals Week 8 win over the 49ers. He also scored the final two points of the game with his key reception on the two-point conversion attempt following Christian Kirk's TD.

Fitzgerald's 13-yard TD catch from Josh Rosen in the fourth quarter was his 18th career TD reception against San Francisco. Fitzgerald has more TD receptions vs. both the 49ers (18) and Rams (18) than any other active player has against any single opponent.

Active NFL Leaders - TD Rec. vs. Single Opponent

Rnk	Player (Team)	TDs	Opponent
1t	Larry Fitzgerald (AZ)	18	San Francisco
1t	Larry Fitzgerald (AZ)	18	LA Rams
3	Antonio Gates (LAC)	17	Kansas City
4	Antonio Gates (LAC)	13	Oakland
5	Rob Gronkowski (NE)	12	Buffalo



Only two players in NFL history have more career receiving TDs vs. a single opponent than Fitzgerald has against both the 49ers (18) and Rams (18).

NFL History - TD Receptions vs. Single Opponent

Rnk	Player	TDs	Opponent	Gms
1	Jerry Rice	25	Falcons	30
2	Jerry Rice	20	Rams	32
3	Bob Hayes	19	Giants	16
4t	Larry Fitzgerald	18	49ers	30
4t	Larry Fitzgerald	18	Rams	29
4t	Don Hutson	18	Rams	18

The win over San Francisco in Week 8 was Fitzgerald's 11th career 100-yard performance against the 49ers and third in the last four seasons. No player in NFL history has more 100-yard receiving performances against a single opponent than Fitzgerald has against San Francisco.

NFL History - 100-Yard Receiving Games vs. Single Opponent

Rnk	Player	Gms	Opponent
1t	Larry Fitzgerald	11	49ers
1t	Jerry Rice	11	Falcons
3t	Don Maynard	9	Patriots
3t	Reggie Wayne	9	Jaguars
3t	Rod Smith	9	Chiefs

In two games against San Francisco this season, Fitzgerald had 10 receptions for 137 yards and a TD.

FITZ MAKES DEBUT AT STUBHUB


After catching a 25-yard TD pass against the Chargers in Los Angeles last week, WR **Larry Fitzgerald** has caught at least one pass in 41 different stadiums.

The only current NFL venue in which Fitzgerald does not have a catch during the regular season is Atlanta's Mercedes-Benz Stadium. Arizona plays in Atlanta in Week 15 later this season.

Fitzgerald Career Receptions by Stadium

Rec	Stadium
587	State Farm Stadium
78	Edward Jones Dome*
74	CenturyLink Field
64	Sun Devil Stadium*
47	Candlestick Park*
33	Bank of America Stadium
27	Giants Stadium*
26	Mall of America Field*
26	Lincoln Financial Field
26	Ford Field
25	Levi's Stadium
25	FedExField
21	Georgia Dome*
17	Soldier Field
15	NRG Stadium
14	Paul Brown Stadium
12	Arrowhead Stadium
11	U.S. Bank Stadium
11	Qualcomm Stadium*
10	Raymond James Stadium
10	TIAA Bank Field
10	Nissan Stadium
9	FirstEnergy Stadium
8	Los Angeles Memorial Coliseum
8	M&T Bank Stadium
8	Hard Rock Stadium
8	Heinz Field
7	MetLife Stadium
7	New Era Field
7	Mercedes-Benz Superdome
7	Estadio Azteca (Mexico City)
6	Lambeau Field
6	RCA Dome*
5	AT&T Stadium
4	Texas Stadium*
4	Oakland Coliseum
4	Gillette Stadium
3	Lucas Oil Stadium
3	Twickenham Stadium (London)
3	Broncos Stadium at Mile High
2	StubHub Center

*Stadium no longer an NFL venue



Only three players in NFL history had a reception in more stadiums during their career than Fitzgerald.

NFL History - Most Stadiums with a Reception

Rnk	Player (Years)	Venues
1	Jerry Rice (1985-2004)	46
2t	Terrell Owens (1996-2010)	42
2t	Keenan McCardell (1992-2007)	42
4t	Larry Fitzgerald (2004-18)	41
4t	Tim Brown (1988-2004)	41

222 STRAIGHT WITH A CATCH

After catching two passes against the Chargers last week, **Fitzgerald** has at least one catch in 222 consecutive games. That represents the second-longest streak in league history.

NFL Record - Consecutive Games with a Reception

Rnk	Player (Years)	Games	Duration
1	Jerry Rice (1985-2004)	274	18 years, 8 months, 15 days
2	Larry Fitzgerald (2004-)	222	14 years, 19 days
3	Tony Gonzalez (2000-2013)	211	13 years, 26 days
4	Marvin Harrison (1996-2008)	190	12 years, 3 months, 28 days
5	Hines Ward (1998-2010)	186	12 years

A Look at Fitzgerald's Reception Streak

-Fitzgerald has at least one catch in 228 of 229 career games played. His streak began in Week 9 of his rookie season in 2004 at Miami. That is seven weeks after Rice's 274-game streak - the longest in NFL history - ended when he was held without a reception vs. Buffalo in Week 2.

-Fitzgerald's streak of 222 straight games with a reception is the second-longest in NFL history for a player with a single team (Jerry Rice-225, San Francisco).

-Fitzgerald has at least one reception in all 41 different stadiums he has played in during his NFL career. Last week the Cardinals played at StubHub Center in Los Angeles, which became the 41st different venue in which Fitzgerald has at least one catch.

BREAKDOWN OF FITZGERALD'S 115 CAREER TOUCHDOWNS

TD Rec. By Opponent

TDs	Opponent
18	L.A./St. Louis Rams
18	San Francisco
11	Seattle
8	Philadelphia
5	Chicago
5	Detroit
5	Tampa Bay
4	Houston
3	Green Bay
3	Indianapolis
3	Jacksonville
3	New England
3	Buffalo
3	Oakland
3	Washington
2	Carolina
2	Cincinnati
2	Dallas
2	Kansas City
2	L.A./San Diego Chargers
2	Miami
2	NY Giants
1	Atlanta
1	Cleveland
1	Denver
1	Minnesota
1	New Orleans
1	Tennessee

Teams w/No TDs Against

Team	Games
Baltimore	3
NY Jets	3
Pittsburgh	3

TD Rec. By QB (15)

TDs	Quarterback
39	Kurt Warner
28	Carson Palmer
12	Josh McCown
7	John Skelton
5	Kevin Kolb
5	Matt Leinart
5	Josh Rosen
4	Derek Anderson
3	Drew Stanton
2	Blaine Gabbert
1	Max Hall
1	Richard Bartel
1	John Navarre
1	Shaun King
1	Brian St. Pierre

TDs By Quarters

TDs	Quarter
40	2 nd
34	4 th
25	3 rd
15	1 st
1	OT

TD By Days

TDs	Day
106	Sunday
5	Thursday
2	Saturday
2	Monday

Receptions By QB (19)

Rec	Quarterback
363	Carson Palmer
345	Kurt Warner
84	Josh McCown
82	John Skelton
70	Matt Leinart
70	Kevin Kolb
68	Drew Stanton
49	Derek Anderson
32	Blaine Gabbert
32	Josh Rosen
21	Ryan Lindley
13	Max Hall
12	Sam Bradford
10	Shaun King
8	John Navarre
7	Rich Bartel
6	Brian Hoyer
5	Tim Rattay
1	Brian St. Pierre

TD By Distance

TDs	Distance
33	4-9 yards
27	10-19 yards
23	20-29 yards
18	3 or fewer yards
9	30-59 yards
5	60+ yards

A chronological look at every one of Fitzgerald's 115 TD receptions.

#	Date	Opp	Yds	Quarterback
1	10/10/2004	@ SF	24	Josh McCown
2	10/24/2004	SEA	25	Josh McCown
3	11/7/2004	@ MIA	25	Josh McCown
4	11/21/2004	@ CAR	21	Shaun King
5	12/19/2004	STL	8	Josh McCown
6	12/19/2004	STL	4	Josh McCown
7	12/26/2004	SEA	29	Josh McCown
8	12/26/2004	SEA	29	Josh McCown
9	9/11/2005	@ NYG	1	Kurt Warner
10	10/2/2005	SF	17	Josh McCown
11	10/9/2005	CAR	26	Josh McCown
12	10/23/2005	TEN	34	Josh McCown
13	11/13/2005	DET	8	Kurt Warner
14	11/20/2005	STL	7	Kurt Warner
15	11/27/2005	JAX	5	Kurt Warner
16	12/18/2005	@ HOU	12	John Navarre
17	12/24/2005	PHI	25	Josh McCown
18	1/1/2006	@ IND	25	Josh McCown
19	9/24/2006	STL	12	Kurt Warner
20	10/8/2006	KAN	5	Matt Leinart
21	12/3/2006	@ STL	11	Matt Leinart
22	12/10/2006	SEA	5	Matt Leinart
23	12/24/2006	SEA	6	Matt Leinart
24	12/31/2006	SD	6	Kurt Warner
25	10/7/2007	@ STL	7	Kurt Warner
26	11/11/2007	DET	1	Kurt Warner
27	11/11/2007	DET	20	Kurt Warner
28	11/18/2007	@ CIN	7	Kurt Warner
29	11/25/2007	SF	488	Kurt Warner
30	11/25/2007	SF	488	Kurt Warner
31	12/9/2007	@ SEA	11	Kurt Warner
32	12/16/2007	NO	18	Kurt Warner
33	12/30/2007	STL	21	Kurt Warner
34	12/30/2007	STL	6	Kurt Warner
35	9/2/2008	@ WAS	62	Kurt Warner
36	9/2/2008	BUF	7	Kurt Warner
37	10/6/2008	BUF	7	Kurt Warner
38	10/12/2008	CAL	7	Kurt Warner
39	11/10/2008	@ SF	7	Kurt Warner
40	11/17/2008	@ PHI	1	Kurt Warner
41	11/27/2008	PHI	7	Kurt Warner
42	11/27/2008	PHI	12	Kurt Warner
43	12/7/2008	STL	7	Matt Leinart
44	12/21/2008	NE	78	Matt Leinart
45	12/28/2008	SEA	5	Kurt Warner
46	12/28/2008	SEA	38	Kurt Warner
47	9/13/2009	SFO	3	Kurt Warner
48	9/20/2009	@ JAX	22	Kurt Warner
49	10/11/2009	HOU	7	Kurt Warner
50	10/11/2009	HOU	26	Kurt Warner
51	10/18/2009	SEA	2	Kurt Warner
52	11/8/2009	@ CHI	11	Kurt Warner
53	11/8/2009	CHI	17	Kurt Warner
54	11/15/2009	SEA	18	Kurt Warner
55	11/22/2009	STL	11	Kurt Warner
56	12/6/2009	MIN	34	Kurt Warner
57	12/20/2009	DET	1	Kurt Warner
58	12/27/2009	STL	10	Kurt Warner
59	1/3/2010	GNB	3	Brian St. Pierre
60	9/12/2010	@ STL	21	Derek Anderson
61	9/26/2010	OAK	38	Derek Anderson
62	10/31/2010	TB	3	Max Hall
63	10/31/2010	TB	5	Derek Anderson
64	11/21/2010	@ KC	3	Derek Anderson
65	1/2/2011	SF	10	John Skelton
66	9/18/2011	@ WAS	73	Kevin Kolb
67	9/25/2011	SEA	12	Kevin Kolb
68	11/6/2011	STL	13	John Skelton
69	11/13/2011	PHI	10	John Skelton
70	11/13/2011	PHI	7	John Skelton
71	11/20/2011	SF	23	Richard Bartel
72	12/11/2011	SF	46	John Skelton
73	12/24/2011	@ CIN	30	John Skelton
74	9/23/2012	PHI	37	Kevin Kolb
75	9/30/2012	MIA	3	Kevin Kolb
76	10/14/2012	BUF	9	Kevin Kolb
77	11/4/2012	@ GB	31	John Skelton
78	9/8/2013	STL	4	Carson Palmer
79	9/8/2013	STL	24	Carson Palmer
80	9/29/2013	TB	13	Carson Palmer
81	10/13/2013	SF	75	Carson Palmer
82	10/27/2013	ATL	10	Carson Palmer
83	11/17/2013	JAX	14	Carson Palmer
84	11/24/2013	@ IND	4	Carson Palmer
85	11/24/2013	IND	26	Carson Palmer
86	12/1/2013	@ PHI	43	Carson Palmer
87	12/8/2013	STL	7	Carson Palmer
88	10/8/2014	WAS	24	Carson Palmer
89	10/26/2014	PHI	80	Carson Palmer
90	9/20/2015	@ CHI	8	Carson Palmer
91	9/20/2015	CHI	9	Carson Palmer
92	9/27/2015	CHI	9	Carson Palmer
93	9/27/2015	SF	8	Carson Palmer
94	10/7/2015	@ DET	6	Carson Palmer
95	11/1/2015	DET	6	Carson Palmer
96	12/3/2015	CLE	6	Carson Palmer
97	12/3/2015	GB	3	Carson Palmer
98	1/3/2016	SEA	17	Carson Palmer
99	9/11/2016	NE	3	Carson Palmer
100	9/13/2016	NE	1	Carson Palmer
101	9/18/2016	TB	4	Carson Palmer
102	10/6/2016	@ SF	29	Drew Stanton
103	10/6/2016	LA	5	Carson Palmer
104	1/1/2017	DAL	15	Carson Palmer
105	9/25/2017	SF	19	Carson Palmer
106	10/1/2017	TB	11	Carson Palmer
107	10/15/17	@ Hou	20	Blaine Gabbert
108	11/19/17	LAR	15	Blaine Gabbert
109	12/3/17	NYG	13	Drew Stanton
110	12/24/17	DEN	4	Josh Rosen
111	10/18/18	SF	13	Josh Rosen
112	10/28/18	Oak	18	Josh Rosen
113	11/18/18	Oak	5	Josh Rosen
114	11/18/18	@ LAC	25	Josh Rosen
115	11/25/18	@ LAC	25	Josh Rosen


TOUCHDOWNS BY STADIUM

With his 25-yard TD reception against the Chargers last Sunday in Los Angeles, StubHub Center became the 27th different NFL venue in which **Fitzgerald** has at least one TD catch in his career.

Fitzgerald's 115 Career TDs by Stadium

TDs	Stadium
53	State Farm Stadium
7	Sun Devil Stadium*
7	Edward Jones Dome*
6	Candlestick Park*
5	Soldier Field
5	Lincoln Financial Field
5	CenturyLink Field
3	Ford Field
2	FedEx Field
2	Levi's Stadium
2	NRG Stadium
2	Paul Brown Stadium
2	TIAA Bank Field
1	Arrowhead Stadium
1	Bank of America Stadium
1	Estadio Azteca (Mexico City)
1	FirstEnergy Stadium
1	Giants Stadium*
1	Gillette Stadium
1	Hard Rock Stadium
1	Lambeau Field
1	Los Angeles Memorial Coliseum
1	Mercedes-Benz Superdome
1	RCA Dome*
1	Raymond James Stadium
1	StubHub Center
1	Qualcomm Stadium*

*Stadium no longer an NFL venue



19TH GAME WITH MORE THAN ONE

Fitzgerald finished the Cardinals Week 11 matchup vs. Oakland with two receptions, both of which went for TDs.

It marked Fitzgerald's 19th outing with multiple TD catches. Among active players only Chargers TE Antonio Gates (21) has more games with multiple TD receptions.

NFL Leaders – Games with 2+ TD Catches (Active)

Rnk	Player (Team)	Games
1	Antonio Gates (LAC)	21
2	Larry Fitzgerald (AZ)	19
3t	Rob Gronkowski (NE)	16
3t	Antonio Brown (Pit)	16
5t	Jimmy Graham (GB)	15
5t	Jordy Nelson (Oak)	15

#11 HAS HALL OF FAME CREDENTIALS

Below is a look at the career of **Larry Fitzgerald** through his first 229 career games compared to the 27 modern era WRs currently in the HOF and where they stood at that point in their career.

At this point in his career, Fitzgerald has more receptions (1,278) than all of the receivers enshrined in Canton had through 229 games. Fitzgerald also has more receiving yards (16,005) than all HOF receivers except Jerry Rice (22,895).

Fitzgerald Vs. Modern Era WRs in the Hall of Fame (229 Games)								
Player, HOF Year	Years	G	Rec	Yds	Avg.	Y/G	TD	100-Yd G
Larry Fitzgerald	2004-	229	1,278	16,005	12.5	70.0	115	47
Jerry Rice, '10	1985-04	229	1,239	18,829	15.2	82.2	173	67
Marvin Harrison, '16	1996-08	190	1,102	14,580	13.2	76.7	128	59
Cris Carter, '13	1987-02	229	1,096	13,864	12.7	60.7	129	42
Terrell Owens, '18	1996-2010	219	1,078	15,934	14.8	72.8	153	51
Tim Brown, '15	1988-04	229	1,034	14,402	13.9	62.8	99	43
Randy Moss, '18	1998-2012	218	982	15,292	15.6	70.1	156	64
Andre Reed, '14	1985-00	229	948	13,160	13.9	57.5	87	36
Art Monk, '08	1980-95	224	940	12,721	13.5	56.8	68	33
Steve Largent, '95	1976-89	200	819	13,089	16.0	65.4	100	40
James Lofton, '03	1978-93	229	759	13,947	18.4	60.9	75	44
Michael Irvin, '07	1988-99	159	750	11,904	15.9	74.9	65	47
Charlie Joiner, '96	1969-86	229	738	11,996	16.3	52.3	64	28
Charley Taylor, '84	1964-77	165	649	9,110	14.0	55.2	79	21
Don Maynard, '87	1958, 60-73	186	633	11,834	18.7	63.6	88	50
Raymond Berry, '73	1955-67	154	631	9,275	14.7	60.2	68	23
Fred Biletnikoff, '88	1965-78	190	589	8,974	15.2	47.2	76	21
Lance Alworth, '78	1962-72	136	542	10,266	18.9	75.5	85	41
John Stallworth, '02	1974-87	165	537	8,723	16.2	52.9	63	25
Bobby Mitchell, '83	1958-68	148	521	7,954	15.3	53.7	65	25
Tommy McDonald, '98	1957-68	152	495	8,410	17.0	55.3	84	24
Paul Warfield, '83	1964-77	157	427	8,565	20.1	54.6	85	22
Tom Fears, '70	1948-56	87	400	5,397	13.5	62.0	38	15
Elroy "Crazy Legs" Hirsch, '68	1946-57	127	387	7,029	18.2	55.3	60	-
Dante Lavelli, '75	1946-56	123	386	6,488	16.8	52.7	62	-
Pete Pihos, '70	1947-55	107	373	5,619	15.1	52.5	61	14



In fact, Fitzgerald's career numbers already surpass all but one receiver currently in the HOF (Rice). He has more career receptions than 26 of the 27 receivers in the HOF: Swann (336), Hayes (371), Pihos (373), Lavelli (386), Hirsch (387), Fears (400), Warfield (427), McDonald (495), Mitchell (521), Stallworth (537), Alworth (542), Biletnikoff (589), Berry (631), Maynard (633), Taylor (649), Irvin (750), Joiner (750), Lofton (764), Largent (819), Monk (940), Reed (951), Moss (982), Owens (1,078), Brown (1,094), Carter (1,101) and Harrison (1,102).

He has more career receiving yards than 26 of the 27 receivers in the HOF: Fears (5,397), Swann (5,462), Pihos (5,619), Lavelli (6,488), Hirsch (7,029), Hayes (7,414), Mitchell (7,954), McDonald (8,410), Warfield (8,565), Stallworth (8,723), Biletnikoff (8,974), Taylor (9,110), Berry (9,275), Alworth (10,266), Maynard (11,834), Irvin (11,904), Joiner (12,146), Monk (12,721), Largent (13,089), Reed (13,198), Carter (13,899), Lofton (14,004), Brown (14,934), Harrison (14,580), Moss (15,292) and Owens (15,934).

A Career Full of Accomplishments:

- Franchise career leader in receptions (1,278), receiving yards (16,005), receiving TDs (115), total TDs (115) and 100-yard receiving games (47). His nine 1,000-yard seasons are also a franchise record.
- Led the NFL with 107 receptions in 2016, marking the second time in his career (103 in 2005; tied with Steve Smith) he had done so. He became the first player in NFL history to lead the NFL in receptions at least 11 years apart. Prior to Fitzgerald, the longest span between leading the league in receptions was six by Jerry Rice (1990, 1996).
- Fitzgerald (11) joins Hall of Famer Jerry Rice (13) as the only wide receivers in NFL history to be named to the Pro Bowl at least 11 times.
- Fitzgerald had more receptions in his first 200 career games (1,116) than any player in NFL history.
- One of just five players in NFL history to record at least 1,400 receiving yards in a season four times in their career: Jerry Rice (6), Randy Moss (4), Marvin Harrison (4) and Andre Johnson (4).
- At 28 years, 74 days old, he became the third-youngest player in NFL history to reach 70 career receiving TDs behind only Randy Moss (26 years, 269 days old) and Hall of Famer Jerry Rice (28 years, one day old).
- At 32 years, 97 days old, he became the youngest player in NFL history to reach 1,000 career receptions.
- At 31 years, 102 days old, he became the youngest player in NFL history to reach 900 career receptions.
- At 30 years, 57 days old, he became the youngest player in NFL history to reach 800 career receptions.
- At 30 years, 85 days old, he became the youngest player in NFL history to reach 11,000 receiving yards.
- In 2010, he became the first player in NFL history to record 90+ receptions five times in their first seven seasons.
- During the 2008 postseason, he broke virtually every major playoff receiving record, establishing new single-season marks for receptions (30), receiving yards (546) and TDs (7). His four 100-yard receiving games in the postseason established a new NFL record for consecutive games with 100 yards receiving.
- His 10 TD receptions in nine career postseason games are an NFL record for a player in their first nine career playoff contests.
- With a then franchise-record 103 receptions during the 2005 season, he became the youngest player in NFL history to record a 100-catch campaign when he reached the mark at 22 years, 123 days old.
- Led the NFL in receiving TDs in both the 2008 (12) and 2009 (13) seasons. In addition to his 10 receiving TDs in 2007, he became the first player in franchise history to record at least 10 TDs in three consecutive seasons.
- At 29 years, 44 days old, joined Randy Moss (28 years, 314 days) as the only players in NFL history to reach 10,000 career receiving yards before the age of 30.
- One of just five players in NFL history to record 15,000+ receiving yards and 100+ TD receptions in their career.

AN EXPERIENCED BACKUP

Rookie Josh Rosen has an experienced backup behind him in QB **Mike Glennon**, who signed with the Cardinals as a free agent this offseason. Since entering the league in 2013, Glennon has started 22 of 25 games played, completing 467-of-770 pass attempts (60.6%) for 4,933 yards, 34 TDs, 20 INTs and an 83.2 passer rating.

Glennon Career Notes

- Selected by the Buccaneers in the third round (73rd overall) of the 2013 NFL Draft out of North Carolina State and spent his first five NFL seasons with Tampa Bay (2013-16) and Chicago (2017). Signed a two-year contract with the Cardinals on 3/16/18 as a free agent.

- Named to the All-Rookie team by the PFWA, ProFootballFocus.com and ESPN.com after completing 247-of-416 pass attempts (59.4%) for 2,608 yards, 19 TDs, nine INTs and an 83.9 passer rating in 13 starts as a rookie with Tampa Bay in 2013. He became just the fourth rookie in NFL history to post two games with a passer rating of 137 or higher, joining Dieter Brock (1985), Matt Ryan (2008) and Robert Griffin (2012)

- In 2013, became the first rookie in NFL history to throw at least one TD pass in each of his first eight career starts.

Prior to being drafted in 2013, Glennon spent four seasons at NC State, finishing his career having completed 646-of-1,069 pass attempts (60.4%) for 7,411 yards and 63 TDs. He ended his senior season having posted the second-most pass attempts (564), in ACC history, the third-most completions (330), fourth-most passing yards (4,031) and tied for the fifth-most TD passes (31).



SEALS-JONES EXCELS IN 2018

Through 11 games in 2018, second-year TE **Ricky Seals-Jones** has 26 receptions for 277 yards and a TD. *He has more than doubled his 2017 reception total (12) and has also eclipsed his yardage total as a rookie (201).*

Seals-Jones, a former WR at Texas A&M who began last season on the practice squad, recorded his fourth career TD catch in Week 3 against the Bears.

Only 2017 first round draft picks Evan Engram (NYG), O.J. Howard (TB) and David Njoku (Cle), second round pick Gerald Everett (LAR), third round pick Jonnu Smith (Ten) and fifth-round pick George Kittle (SF) have more career TD receptions among second-year TEs.



TD Receptions by Second-Year Tight Ends (2017-18)

Rnk	Player (Team)	TDs	2017 Draft Status
1	O.J. Howard (TB)	11	1st Round, 19th overall
2	Evan Engram (NYG)	8	1st Round, 23rd overall
3	David Njoku (Cle)	7	1st Round, 29th overall
4t	George Kittle (SF)	5	5th Round, 146th overall
4t	Gerald Everett (LAR)	5	2nd Round, 44th overall
4t	Jonnu Smith (Ten)	5	3rd Round, 100th overall
5t	Ricky Seals-Jones (AZ)	4	Undrafted Free Agent
5t	Hunter Henry (LAC)	4	2nd Round, 35th overall

From Undrafted To A Key Contributor as a Rookie

The cousin of Hall of Fame RB Eric Dickerson, Seals-Jones had three TD receptions in 2017, becoming just the third rookie TE in franchise history with at least three TD catches: Robert Awalt (6 in 1987) and Doug Marsh (4 in 1980).

Against Houston in Week 11 last season, Seals-Jones (2 TDs) became just the second rookie TE in franchise history to record multiple TD receptions in a game, joining Hall of Famer Jackie Smith - who had two TD receptions vs. Pittsburgh on 10/13/63.

COLEMAN OVERCOMES

Losing his hearing at age three has never stopped Cardinals FB **Derrick Coleman**. It didn't stop him from playing football in middle school and it didn't slow him in high school - where he rushed for 5,214 yards and 86 TDs while breaking school single-season records for TDs (38), points (232) and rushing yards (2,456).

Coleman next conquered the collegiate level, where he led UCLA with 11 rushing TDs as a senior in 2011 while proving a standout performer on special teams.

Not being selected in the NFL Draft didn't slow him either, as he signed a rookie free agent contract with Vikings in 2012. He went on to make the Seahawks roster in 2013 - *becoming the first legally deaf offensive player in NFL history* while playing a big part on the Seahawks Super Bowl XLVIII championship team that season.

Now in his fifth NFL season, Coleman has 43 career special teams tackles, including seven in seven postseason games. Playing with Atlanta in 2017, Coleman ranked third among NFL players with 16 special teams tackles. In his first four NFL seasons, Coleman also served as a lead blocker for three 2,000-yard rushing teams and two individual 1,000-yard rushing seasons (Marshawn Lynch in 2013-14).

Through the first 11 games (three starts) this season, Coleman has two rushing attempts, two receptions for 17 yards and has recorded seven special teams tackles.



BIG PLAY ABILITY

Now in his fourth NFL season, WR **J.J. Nelson** - the fastest player at the 2015 NFL Combine (4.28 seconds in 40-yard dash) - has made numerous big plays during his tenure with the Cardinals.

In that time, Nelson has recorded 78 catches for 1,396 yards. Dating back to his rookie season in 2015, his average of 17.9 yards per reception is the highest in the NFL (min. 70 receptions).

NFL Leaders - Yards/Reception (2015-18)

Rnk	Player (Team)	Avg.	Rec	Yds
1	J.J. Nelson (AZ)	17.9	78	1,396
2	Marquise Goodwin (SF)	16.9	104	1,756
3	Tyrell Williams (LAC)	16.8	142	2,396
4	DeSean Jackson (TB)	16.7	176	2,951
5	Rob Gronkowski (NE)	16.6	198	3,304



KIRK'S CARDINALS CONNECTIONS

Despite being a rookie - WR **Christian Kirk**, the Cardinals second round selection (47th overall) in the 2018 NFL Draft - has had ties to the Cardinals for years. A native of Scottsdale, Kirk attended Saguaro High School before attending college at Texas A&M.

Kirk has had a relationship with Cardinals All-Pro WR **Larry Fitzgerald** for years. The two first met at a youth camp Kirk attended in Flagstaff when he was six years old. The two kept in touch during Kirk's standout prep career at Saguaro and his record-breaking tenure with the Aggies.

THE KIRK AND ROSEN CONNECTION

Before they became teammates in Arizona, Kirk and fellow rookie **Josh Rosen** met at a Nike Football Training Camp in Los Angeles. It was 2014 and both athletes were heavily recruited juniors at their respective power-house high schools. Kirk from Saguaro High in Scottsdale and Rosen from St. John Bosco in Bellflower, CA.

They connected at the camp and became friends through football. After Rosen committed to attending UCLA, he attempted to recruit Kirk to the school, hosting him at his house in Los Angeles when Kirk made his campus visit with the Bruins.

Kirk ultimately chose Texas A&M but they saw each other again when their teams faced off twice in their three college seasons.



VALUABLE ROOKIE IN THE BACKFIELD

One of the rookies that has seen the field quite a bit this season is RB **Chase Edmonds** - the Cardinals fourth round selection (134th overall) in the 2018 NFL Draft. He ranks second on the team with 34 rushing attempts and has also added 13 receptions out of the backfield.

He has also played a big role on special teams.

Edmonds' abilities haven't come as a surprise, as he left college as one of the most accomplished players in Patriot League and FCS history. Coming out of Fordham, Edmonds:


- Was a three-time consensus All-American (2014-16) who closed out his career as the Patriot League all-time leading rusher (5,862 yards) and graduated as the Patriot League all-time leader in career TDs (74) and rushing TDs (67).

- Amassed 7,374 career all-purpose yards, a school and Patriot League career record which also ranks 10th in NCAA FCS history.

- Scored a career-high 31 rushing TDs which ranked second in the FBS during his freshman season.



A PRO BOWL TALENT



In 2017, CB **Patrick Peterson** earned his seventh Pro Bowl selection – and sixth at cornerback (Kick Returner, 2011; Cornerback, 2012-16). In 2015, he was also named first-team All-Pro at corner for the second time in his career (2013, '15).

Peterson joins Hall of Fame RBs Jim Brown and Barry Sanders as the only players in NFL history to earn seven Pro Bowl bids before their 28th birthday. He is the only defensive player in NFL history to earn that distinction.

Seven Pro Bowls Before the Age of 28 – NFL History

Player	Pro Bowls	Team
CB Patrick Peterson	7, 2011-17	Arizona
RB Jim Brown	7, 1957-63	Cleveland
RB Barry Sanders	7, 1989-95	Detroit

21 GETS INTERCEPTION #23

The Cardinals selected CB **Patrick Peterson** with the fifth pick in the 2011 NFL Draft, and in his first seven seasons, he earned seven Pro Bowl nods and was named first-team All-Pro three times. Considered one of the game's best shutdown corners, he has proven to be one of the most unique talents in NFL history.

Since his rookie season in 2011, only two active players have more INTs than Peterson.

Active NFL Leaders – Interceptions (2011-18)

Rnk	Player (Team)	INTs
1	Richard Sherman (Sea/SF)	32
2	Reggie Nelson (Cin/Oak)	29
3t	Patrick Peterson (AZ)	23
3t	Earl Thomas (Sea)	23
3t	Eric Weddle (SD/Bal)	23



Only seven players in franchise history, including four Pro Football Hall of Fame inductees, have more INTs than Peterson.

Franchise Career Interception Leaders

Rnk	Player (Years)	INTs
1	Larry Wilson (1960-72)+	52
2	Aeneas Williams (1991-2000)+	46
3	Roger Wehrli (1969-82)+	40
4	Night Train Lane (1954-59)+	30
5	Pat Fischer (1961-67)	29
6	Adrian Wilson (2001-12)	27
7	Kwamie Lassiter (1995-2002)	24
8	Patrick Peterson (2011-)	23
9	Norm Thompson (1971-76)	22
10t	Jerry Davis (1948-51)	21
10t	Ray Ramsey (1950-53)	21

+Hall of Fame Inductee

QUOTES FROM THE COMPETITION

"By far just one of the best in the game, hands down. He's going to follow you from your house to his house, from the sideline to the cricket field and back."

- NY Giants All-Pro WR Odell Beckham, Jr.

"I think Patrick Peterson definitely is my number one corner in my book. You know if you're playing the Cardinals and if you're the best receiver on your team, you know 21 is going to be lining up across from you."

- Steelers All-Pro WR Antonio Brown

PETERSON AT 123 IN A ROW

Now in his eighth season, **Peterson** has never missed a game and has started every contest in his NFL career. Peterson's streak of 123 consecutive starts is tied for the fifth-longest streak among active players and third among all NFL DBs.

NFL Leaders – Consecutive Starts (Active Streaks)

Rnk	Player (Team)	Gms
1	QB Philip Rivers (LAC)	203
2	CB Brandon Carr (Bal)	171
3	S Glover Quin (Det)	143
4	QB Matt Ryan (Atl)	142
5t	CB Patrick Peterson (AZ)	123
5t	QB Matthew Stafford (Det)	123
5t	LB Ryan Kerrigan (Was)	123

ONLY AENEAS AHEAD OF HIM

Since the 1970 NFL-AFL merger, only Hall of Fame DB Aeneas Williams (157) has started more consecutive games for the Cardinals than Peterson.

NEW DEFENSE, SAME P2

While he has been asked to adopt a different role under the new coaching staff, Cardinals All-Pro CB **Patrick Peterson** has maintained his status among the NFL's most elite pass defenders.

Through Week 12 of the 2018 season, Peterson is allowing the seventh-lowest passer rating among NFL CBs with at least 700 defensive snaps, according to *ProFootballFocus.com*.

Passer Rating Allowed – NFL CBs (2018)

Rk	Player	Team	Rate	Snaps
1	Steven Nelson	KC	59.8	800
2	Chris Harris Jr.	Den	63.6	736
3	Denzel Ward	Cle	69.7	769
4	Stephon Gilmore	NE	70.9	739
5	Xavien Howard	Mia	72.2	732
6	Kyle Fuller	Chi	72.9	720
7	Patrick Peterson	AZ	76.1	773

Source: *ProFootballFocus.com*; CBs with 700+ total snaps



In 773 plays this season, Peterson has been targeted 40 times and allowed just 24 receptions for 271 yards and two TDs. His 24 receptions allowed are the fewest among NFL CBs with at least 700 snaps.

Receptions Allowed – NFL CBs (2018)

Rk	Player	Team	Tgt	Rec	Yds	TD	INT
1	Patrick Peterson	AZ	40	24	271	2	2
2	Stephon Gilmore	NE	61	27	348	4	2
3	Xavien Howard	Mia	49	27	430	4	5
4	Tramon Williams	GB	42	28	350	7	0
5	William Jackson	Cin	51	29	394	4	0

Source: *ProFootballFocus.com*; CBs with 700+ total snaps

Below is a breakdown of where Peterson ranks in several key coverage categories this season among CBs with at least 700 snaps, according to *PFF*.

Category	Stat	Rnk
Total Snaps	773	3
Targets	40	1
Receptions	24	1
Reception Percentage	60.0	8
Receiving Yards	271	1
Yards per Reception	11.3	3
Receiving TDs	2	3t
Interceptions	2	6t
Passer Rating	76.1	7
Penalties	2	2t

Source: *ProFootballFocus.com*; CBs with 700+ total snaps

Peterson was among the league's least tested CBs in 2017, according to *PFF*. He saw the fewest targets (60) and allowed the fewest receptions (28) among CBs with at least 500+ snaps last season.

He allowed just one reception per 21.2 coverage snaps last year, and he was not targeted all at in the Week 16 shutout victory against the NY Giants.

Below is a look at the performance of the WRs that Peterson "shadowed" in 2017, according to *PFF*.

Receivers "Shadowed" By Peterson in 2017

Wk	Receiver	Opp	Tar	Rec	Yds	TD
1	Marvin Jones Jr.	Det	1	1	6	1
2	T.Y. Hilton	Ind	2	1	16	0
3	Dez Bryant	Dal	0	0	0	0
4	Pierre Garcon	Was	4	1	16	0
5	Alshon Jeffery	Phi	2	2	26	0
6	Mike Evans	TB	4	0	0	0
7	Sammy Watkins	LAR	1	0	0	0
9	Marquise Goodwin	SF	3	1	55	0
11	DeAndre Hopkins	Hou	7	3	65	1
12	Marqise Lee	Jax	0	0	0	0
13	Sammy Watkins	LAR	2	1	13	0

Source: *ProFootballFocus.com*

FINDING WAYS TO MAKE PLAYS

Peterson has five career return TDs – four punt returns and one interception return – during his time in Arizona. His most recent came on a 30-yard INT return vs. the Rams in 2014.

In franchise history, only four players have more career return TDs than Peterson – Hall of Famers Ollie Matson (10), Aeneas Williams (nine) and Larry Wilson (seven) and former S Billy Stacy (six).

Peterson's Career Return Touchdowns

Opponent	Type	Distance
9/11/14 vs. St. Louis	INT Return	30 yards
11/27/11 at St. Louis	Punt Return	80 yards
11/6/11 vs. St. Louis	Punt Return	99 yards
10/30/11 at Baltimore	Punt Return	82 yards
9/11/11 vs. Carolina	Punt Return	89 yards

In 2011, Peterson tied the NFL record with four punt return TDs. He became the first player in NFL history with four punt return TDs of 80+ yards in a single season.



BOSTON ON THE LEADER BOARD

S Tre Boston – signed as a free agent by the Cardinals just prior to the start of training camp – recorded his third INT this season when he picked off Vikings QB Kirk Cousins in Week 6.

Only two NFC safeties – Redskins S D.J. Swearinger and Falcons S Damontae Kazee – have more INTs than Boston this season.

NFC Leaders – INTs by Safeties (2018)

Rnk	Player (Team)	INTs
1	Damontae Kazee (Atl)	6
2	D.J. Swearinger (Was)	4
3t	Tre Boston (AZ)	3
3t	Anthony Harris (Min)	3
3t	Earl Thomas (Sea)	3
3t	John Johnson (LAR)	3
3t	Mike Adams (Car)	3
3t	Ha Ha Clinton-Dix (Was)	3
3t	Bradley McDougald (Sea)	3

Eight of Boston's 11 career INTs have come in his last 25 games. Prior to his current 25-game stretch, Boston had three INTs in his first 42 career games.

In 2017, Boston tied for third among NFL safeties with a career-high five INTs with the Chargers. Since adding three more in 2017, Boston is tied for fourth among NFL players at any position with eight INTs.

NFL Leaders – Interception (2017-18)

Rnk	Player (Team)	INT
1t	CB Darius Slay (Det)	10
1t	S Kevin Byard (Ten)	10
3	CB Xavien Howard (Mia)	9
4t	S Tre Boston (AZ)	8
4t	S Harrison Smith (Min)	8
4t	S D.J. Swearinger (Was)	8
4t	S Jordan Poyer	8

A BOSTON/WILKS REUNION

In signing with the Cardinals, Boston reunited with Steve Wilks – who served as Boston's position coach for three seasons (2014-16) in Carolina.

Wilks: "I knew what we were getting (in Boston). When you come in and try to incorporate a foundation, and you're trying to build your culture, you try bringing guys in that understand that and can be your voice in the locker room."



BETHEA SHINES IN ARIZONA

In his 12th NFL season – and first with Arizona – **S Antoine Bethea** totaled 58 tackles, a sack, a team and career-high five INTs, seven passes defended, a forced fumble, a QB pressure and a QB hit in 15 games in 2017.

In the Cardinals Week 16 victory over the NY Giants, **Bethea posted first-career first multi-INT performance – picking off a pair of Eli Manning pass attempts.** Bethea had played 176 career games entering the contest.

Bethea's five INTs last season pushed his career total to 24, which trails only four active NFL safeties – Reggie Nelson, Mike Adams, Eric Weddle and Earl Thomas.

NFL Leaders – INTs by Safety (Active)

Rnk	Player (Team)	INT
1	Reggie Nelson (Oak)	38
2	Mike Adams (Car)	30
3	Eric Weddle (Bal)	29
4	Earl Thomas (Sea)	28
5t	Antoine Bethea (AZ)	24
5t	Glover Quin (Det)	24



Bethea had an INT in three consecutive games (Weeks 4-6 in 2017) for the first time in his career. He became the first Cardinal with an INT in three consecutive games since CB Patrick Peterson had one in four straight during the 2012 season.

NFL TACKLE LEADER

With 87 tackles in 11 games this year, Bethea is on track to record his seventh-career 100-tackle campaign. According to league statistics, the 13-year veteran leads all active NFL defenders with 1,190 career tackles. The next closest DB is Ravens S Eric Weddle with 1,051.

NFL Leaders – Tackles (Active)

Rnk	Player (Seasons)	Pos.	Tackles
1	Antoine Bethea (2006-18)	S	1,190
2	Derrick Johnson (2005-18)	LB	1,168
3	Thomas Davis (2005-18)	LB	1,075
4	Eric Weddle (2007-18)	S	1,051
5	Luke Kuechly (2012-18)	LB	942

A VETERAN PRESENCE

Now on his third team in his 13th NFL season, Bethea has established himself as a veteran presence in the locker room and leader on the field.

"I want people to be able to depend on me, regardless of the situation, good or bad," Bethea said. "Someone who is accountable. Being a veteran guy, a guy who has seen a lot in the league, I do relish that role."

Defensive Coordinator Al Holcomb called Bethea the "veteran voice" that keeps teammates lined up in the right spots, allowing them to play fast. That same voice offers guidance to players off the field, as well.

"He's one of those guys I can depend on for anything, really," cornerback Patrick Peterson said. "He's very matter of fact. He's not going to sugarcoat or beat around the bush. You need players like that."

BUDDA'S EXPANDED ROLE IN 2018

S Budda Baker – the team's 2017 second-round pick (36th overall) – earned Pro Bowl and first-team All-Pro honors as a special teamer last year and finished the season as a starter at safety.

Baker has started nine games in 2018, totaling 76 tackles, eight for loss, 2.0 sacks, three QB pressures, three QB hits, two passes defended and a fumble recovery (returned 36 yards for a TD). He led the Cardinals with a career-high 14 tackles in Week 5 against the 49ers and has four 10+ tackle performances so far this year.

An All-Pro Rookie Campaign

In 16 games (seven starts), Baker totaled 61 tackles, three tackles for loss, a sack, six passes defended, two forced fumbles, a fumble recovery and two QB hits on defense. He added a team-high 16 tackles on special teams, which tied for third in the NFL.

NFL Leaders – Special Teams Tackles (2017)

Rnk	Player (Team)	STT
1	LB Nick Dzubnar (LAC)	21
2	RB Austin Ekeler (LAC)	17
3t	S Budda Baker (AZ)	16
3t	FB Derrick Coleman (Atl)	16
3t	S Rontez Miles (NYJ)	16

Baker's Rare Performance in Week 11 of 2017

Baker had 12 tackles, a sack, a tackle for loss, two forced fumbles, a fumble recovery, a pass defended and a QB hit in his first career start at safety against the Texans. He also added a tackle on special teams. It is pretty rare for an NFL player to record at least 10 tackles, a sack and two forced fumbles in a game.

• According to STATS, Inc., Baker became the first Arizona player ever to accomplish the feat.

• He was just the second player in the previous six seasons (2012-17) to do so. Redskins LB Zach Brown did it with the Bills on 10/2/16.

• Baker became the first rookie to accomplish the feat since Dolphins LB Derrick Rodgers on 8/31/97 vs. Ind. Rodgers was taken 32nd overall by the Dolphins that year out of Arizona State.



A SWARMING SECONDARY

Arizona's defense has played primarily in the nickel formation this season, and its secondary has responded with a physical style of play.

According to league statistics, Cards safeties **Antoine Bethea** (second) and **Budda Baker** (tied for sixth) rank inside the top-10 among NFL DBs with 87 and 73 tackles, respectively.

Baker, who has missed the last two games with a knee injury, led all NFL DBs with 73 tackles after Week 10.

NFL Leaders – Total Tackles by DBs (2018)

Rnk	Player (Team)	TT	GP
1	Landon Collins (NYG)	91	11
2	Antoine Bethea (AZ)	87	11
3	Jessie Bates (Cin)	85	11
4	Derwin James (LAC)	78	11
5	Jamal Adams (NYJ)	77	11
6t	Budda Baker (AZ)	73	9
6t	John Johnson (LAR)	73	11
6t	Shawn Williams (Cin)	73	11
9	Justin Simmons (Den)	68	11
10	T.J. McDonald (Mia)	67	11

Source: NFL GSIS



44 RETURNS TO FORM

A knee injury suffered in Week 4 of last season forced Cardinals DE **Markus Golden** to miss 14 games, including the first two contests in 2018.

In his fifth start of the season (Week 8 against the 49ers), Golden posted his best outing since the injury with team highs in tackles (seven) and tackles for loss (two), adding his first full sack of the season.

On the third play from scrimmage in Arizona's 18-15 victory over San Francisco, Golden dropped 49ers QB C.J. Beathard for an eight-yard loss, marking his first full sack in one year, nine months and 28 days. Prior to that, his last full sack came in the 2016 season finale at the LA Rams (1/1/17).

GOLDEN'S BREAKOUT SEASON

The Cardinals second-round selection (58th overall) in the 2015 NFL Draft out of Missouri, Golden recorded 4.0 sacks in 16 games during his rookie campaign.

In 2016, Golden erupted for 12.5 sacks, which tied for third in the NFL that season and eighth in franchise history. He added 63 tackles, 19 tackles for loss, 23 QB hits, 19 QB pressures, four forced fumbles and a fumble recovery.


NFL Leaders – Sacks (2016)

Rnk	Player (Team)	Sacks
1	Vic Beasley, Jr. (Atl)	15.5
2	Von Miller (Den)	13.5
3t	Markus Golden (AZ)	12.5
3t	Lorenzo Alexander (Buf)	12.5
3t	Danielle Hunter (Min)	12.5

He became the first player in franchise history with at least one sack in each of the first five games of a season in 2016 and finished the year with at least one sack in each of the final four contests.

TOP-FIVE PASS RUSHERS

The Cardinals have had a player rank in the top-five in sack totals each of the last two seasons. In 2017, **Chandler Jones** led the NFL with 17.0 sacks, and in 2016, **Golden** finished tied for third with a career-high 12.5 sacks.



D-LINE PRESSURE

DEs **Chandler Jones** and **Markus Golden** aren't the only members of the Cardinals defensive line that have shown an ability to get to the quarterback. Arizona's eight defensive linemen have combined for 138.5 sacks in their NFL careers.

Career Sacks By Arizona's Defensive Linemen

Player	Sacks
DE Chandler Jones	75.0
DE Markus Golden	18.0
DT Corey Peters	14.0
DE Benson Mayowa	12.0
DT Rodney Gunter	6.0
DT Olsen Pierre	5.5
DE Zach Moore	3.5
DT Robert Nkemdiche	4.5

BRINGING THE HOUSE

In 2018, the Cardinals defense has the second-most sacks in the NFL (37), and the defensive line is responsible for 27.5 of them.

MOORE SACKS

Cardinals DE **Zach Moore** entered the league as New England's sixth-round pick (198th overall) in the 2014 NFL Draft, and he totaled a half-sack in 10 games during his first four NFL seasons.

Moore has played in all 11 games this season, and in his last five contests, he has collected 3.0 sacks in 51 defensive snaps.



PETERS AGAINST THE RUN

DT **Corey Peters** signed a three-year deal with the Cardinals in 2015 and earned a three-year extension during the 2017 season.

He missed the 2015 season due to an Achilles injury, but in the 43 games since Peters joined Arizona's line-up, no NFL team has allowed a lower yards-per-carry average than the Cardinals.

NFL Leaders – Yards per Carry Allowed (2016-18)

Rnk	Team	Avg.
1	Arizona Cardinals	3.83
2	Minnesota Vikings	3.89
3	Baltimore Ravens	3.91
4	Houston Texans	3.93
5	Tennessee	3.94

Peters' 2018 campaign has been among the most productive of his career with 35 tackles, three tackles for loss, 2.0 sacks, six QB pressures, three QB hits, one pass defended and a fumble recovery in 10 games.



GONZALEZ CALLED UP

Arizona State product and 2016 Lou Groza Award winner **Zane Gonzalez** signed to the Cardinals practice squad on 11/20 and was promoted to the active roster on 11/26 after **Phil Dawson** (hip) was placed on injured reserve.

Now in his second NFL season, Gonzalez entered the league as a seventh round selection (224th overall) by Cleveland.

During his rookie season with the Browns, Gonzalez connected on 15-of-20 FGAs and made 25-of-26 PATs.

A Record Breaking Run as a Sun Devil


In four seasons as the Sun Devils kicker, Gonzalez became the FBS all-time leader in FGs made (96) and points by a kicker (494).

FBS Leaders – Field Goals Made (Career)

Rnk	Player (Team)	FGM
1	Zane Gonzalez (Arizona State)	96
2	Daniel Carlson (Auburn)	92
3	Dustin Hopkins (Florida State)	88
4	Billy Bennett (Georgia)	87
5	Kai Forbath (UCLA)	85

During his decorated college career, Gonzalez also became the first player in FBS history to make 20 or more FGs in each of his four seasons, and he tied the FBS record for career games with four or more FGs (six) and FGs from 50+ in a single game (three).

His 59-yarder against Colorado in 2016 set a school record and was the longest successful FG in the nation that season.



LEE CONTINUES STELLAR CAREER IN AZ

P **Andy Lee**, who signed with Arizona just prior to the 2017 season-opener, leads the NFL and is on pace to break his own single-season franchise record with a 48.8 gross punting average this season.

NFL Leaders – Gross Punting Average (2018)

Rnk	Player (Team)	Punts	Gross Avg.
1t	Andy Lee (AZ)	65	48.8
1t	Cameron Johnston (Phi)	45	48.8
3	Michael Dickson (Sea)	51	48.6
4	Brett Kern (Ten)	51	47.8
5	Sam Koch (Bal)	44	47.0

Lee has punted well for distance and precision this season. He is one of only six NFL punters to have downed five or more punts inside the opponent's 20-yard line in a game this year, and he has averaged 50.0+ yards per punt in six games, which leads the NFL.



2018 NFL Leaders – Games w/ 50.0+ Gross Punting Average

Rnk	Player (Team)	Games
1t	Andy Lee (AZ)	6
2t	Cameron Johnston (Phi)	5
2t	Michael Dickson (Sea)	5
4t	Dustin Colquitt (KC)	4
4t	Brett Kern (Ten)	4

Lee registered a single-season franchise-record 47.3-yard gross punting average on 88 punts last year, which earned him a two-year contract extension that will keep him in Arizona through 2020.

Franchise Record – Gross Punting Average (Season)

Rnk	Player (Season)	Avg.
1	Andy Lee (2017)	47.3
2	Ben Graham (2009)	47.0
3	Dave Zastudil (2012)	46.5
4	Dave Zastudil (2013)	45.7
5	Jerry Norton (1960)	45.6

Lee owns the single-season franchise record for punting average with both the Cardinals and 49ers (50.9 yards in 2011).

LEE AMONG THE ALL-TIME BEST

Lee has appeared in 227 games with 1,195 punts for 55,591 yards (46.5-yard avg.), a 39.7 net average and 389 punts landed inside the 20-yard line. *He has finished in the top-10 in punting average in 11 of his 14 full NFL seasons.*

NFL History – Gross Punting Average (min. 300)

Rnk	Player (Seasons)	Avg.
1	Shane Lechler (2000-17)	47.6
2	Sam Martin* (2013-18)	47.1
3t	Thomas Morstead* (2009-18)	46.9
3t	Johnny Hekker* (2012-18)	46.9
5t	Marquette King* (2012-18)	46.7
5t	Brandon Fields (2007-15)	46.7
7	Andy Lee* (2004-18)	46.5
8	Pat McAfee (2009-16)	46.4
9	Bryan Anger* (2012-18)	46.2
10	Brett Kern* (2008-18)	45.9

*Active Player

CARDINALS PLAYER NOTES – OFFENSE

QUARTERBACKS

Mike Glennon – Has thrown for 4,933 yards, 34 TDs, 20 INTs and an 83.2 passer rating on 467-of-770 passing (60.6%) in 25 career games (22 starts). Spent his first five NFL seasons with Tampa Bay (2013-16) and Chicago (2017) and was named to the All-Rookie team by the PFWA, ProFootballFocus.com and ESPN.com.

Charles Kanoff – Elevated to the Cardinals active roster from the practice squad in Week 12 after joining the team as a rookie free agent in May. Ivy League Offensive Player of the Year (2017) set Princeton career records for passing yards (7,510) and completions (655) while setting Ivy League and school single-season records in 2017 as a senior with 3,474 passing yards and a 73.2 completion percentage.

Josh Rosen – Became the youngest QB in franchise history to start (21 years, 232 days) and win (21 years, 239 days) a game. Also Became the youngest QB in the Super Bowl era to win a game after leading a double-digit fourth-quarter comeback (21 years, 260 days).

RUNNING BACKS

Derrick Coleman – NFL's first legally deaf offensive player, has served as a lead blocker for three 2,000-yard rushing teams and two individual 1,000-yard rushing seasons in four NFL campaigns. Won Super Bowl XLVIII with Seattle during his second NFL season.

Chase Edmonds – Three-time consensus All-American at Fordham where he became the Patriot League all-time leader in rushing yards (5,862 – fifth in NCAA FCS history), all-purpose yards (7,374), rushing TDs (67) and total TDs (74).

David Johnson – Tied with Rams RB Todd Gurley for the NFL's most multi-TD games (13) since entering the league in 2015, and ranks fifth in franchise history with 30 career rushing TDs. Averaging the NFL's fourth most scrimmage yards per game (129.0) since Byron Leftwich took over as offensive coordinator in Week 9.

T.J. Logan – Cardinals 2017 fifth-round (179th overall) pick returned five kickoffs for 126 yards (both career highs) in Week 12 against the Chargers. Had 4,926 all-purpose yards and 27 TDs in 49 games at North Carolina.

WIDE RECEIVERS

Larry Fitzgerald – His 11 Pro Bowl selections are the most by any player in franchise history and trail only Hall of Fame WR Jerry Rice (13) for the most by a receiver in NFL history. Passed Hall of Fame WR Terrell Owens for the second most receiving yards in NFL history in Week 11 against the Chiefs. Franchise leader in receptions (1,278), receiving yards (16,005), receiving TDs (115), total TDs (115), 100-yard receiving games (47) and consecutive games with a reception (222).

Christian Kirk – Ranks second in receptions (40) and third in receiving yards (436) among all rookie WRs. Trails only Anquan Boldin (66 in 2003) and Larry Fitzgerald (41 in 2004) for the most receptions by a Cardinals rookie through their first 11 games. Scottsdale native and Saguaro High School product became the first Arizona-born player to score a TD for the Cardinals since TE Todd Heap (Mesa) on 1/1/12.

J.J. Nelson – Cardinals 2015 fifth-round pick has 78 receptions for 1,396 yards and 10 TDs in 53 games (15 starts), and his 17.9-yards-per-catch average is the NFL's best since 2015 (minimum 60 receptions).

Trent Sherfield – Signed with the Cardinals as a rookie free agent out of Vanderbilt where had 136 receptions for 1,869 yards and nine TDs in 48 games (27 starts).

Chad Williams – Cardinals 2017 third-round pick (98th overall) has 14 receptions for 144 yards and two carries for 33 yards in 14 games (six starts) for the Cardinals. Scored his first-career TD in Week 4.

TIGHT ENDS

Darrell Daniels – Has played 21 games (five starts) for the Colts (2017) and Seahawks (2018) after entering the league as an undrafted rookie free agent with Indianapolis out of Washington. Totaled 47 receptions for 728 yards and five TDs in 49 games for the Huskies.

Jermaine Gresham – Two-time Pro Bowl selection (2011-12) has played 128 games (114 starts) with 376 receptions for 3,736 receiving yards and 29 TDs. Signed a four-year contract before the 2017 season.

John Phillips – Has 55 receptions for 390 yards and five TDs in 114 games (40 starts) with Dallas (2009-12), San Diego (2013-15), Denver (2016), New Orleans (2016-17) and Arizona (2018). Virginia product drafted by Dallas in the sixth round (208th overall) in 2009.

Ricky Seals-Jones – Trails only five 2017 draft picks – Evan Engram (NYG), O.J. Howard (TB), David Njoku (Cle), George Kittle (SF) and Gerald Everett (LAR) – for the most TDs among second-year TEs with four. Cousin of Pro Football Hall of Fame RB Eric Dickerson.

OFFENSIVE LINE

Oday Aboushi – Played 37 games (27 starts) for the Cardinals (2018), Seahawks (2017), Texans (2015-16) and Jets (2013-14) since entering the league as New York's fifth-round pick (141st overall) in 2013.

Mason Cole – Cardinals 2018 third-round pick (97th overall) has started 115 consecutive games since his freshman year of high school and is Arizona's only offensive lineman to have played every offensive snap this season. Became the first true freshman in Michigan's storied history to start a season-opener on the offensive line.

Korey Cunningham – Cardinals 2018 seventh-round pick (254th overall) out of Cincinnati has started at LT in consecutive Weeks (11-12). Recruited as a TE, switched to offensive line and played 45 games for the Bearcats, starting 24 straight to end his college career.

Zack Golditch – Entered the league as an undrafted rookie free agent with the Chargers and spent time with the 49ers and Colts before signing with the Cardinals in Week 9. Made his NFL debut with Arizona in Week 12 against the Chargers. Played 43 games (38 starts) at Colorado State and was a first-team All-Mountain West pick as a senior.

Colby Gossett – Selected by Minnesota in the sixth round (213th overall) of the 2018 NFL Draft out of Appalachian State, where he finished his college career with 46 consecutive starts and earned first-team All-Sun Belt Conference honors as a junior and senior. Signed by the Cardinals off the Vikings practice squad in Week 9.

D.J. Humphries – Started all 27 games in which he has played since being drafted in the first round (24th overall) by the Cardinals in 2015. Started his NFL career at RT before converted to LT prior to the 2017 season.

Mike Iupati – Pro Bowl alternate in 2016 and earned four-consecutive Pro Bowl invites from 2012-15 before missing 15 games last season. Signed a five-year contract with Arizona before the 2015 season.

Daniel Munyer – Entered the NFL as a rookie free agent with the Chiefs in 2015 and bounced between Kansas City's active roster and practice squad before joining Arizona in 2016. Made his Cardinals debut last year against Dallas, and has played offense, defense and special teams this season.

Jeremy Vujnovich – Has played 23 games (18 starts) for the Colts (2016-17) and Cardinals (2018) after entering the NFL as a rookie free agent with Green Bay out of Louisiana College in 2014. Made his first start for the Cardinals at LG in Week 10.

CARDINALS PLAYER NOTES – DEFENSE

DEFENSIVE LINE

Markus Golden – Cardinals 2015 third-round pick (58th overall) out of Missouri, tied for third in the NFL with a team-leading 12.5 sacks in 2016. Recorded his first full sack in 666 days (one year, nine months and 28 days) in Week 8 against the 49ers after returning from injury.

Rodney Gunter – Fourth-round pick out of Delaware State has 107 tackles (63 solo), 6.0 sacks, one fumble recovery, two forced fumbles and a blocked FG in 59 games (20 starts) during his NFL career.

Chandler Jones – Two-time Pro Bowler (2015, '17) has 39.0 sacks since joining the Cardinals in 2016, the most by any NFL player during that span. Led the NFL with a franchise-record 17.0 sacks last year, and tied a franchise record for the most seasons with double-digit sacks (three) after recording his 10th of the season in Week 11.

Benson Mayowa – Idaho product entered the league as a rookie free agent with the Seahawks and has played 68 games (14 starts) with Seattle (2013), Oakland (2014-15), Dallas (2016-17) and Arizona (2018).

Zach Moore – New England's 2014 sixth-round pick out of Concordia-St. Paul has 3.0 sacks in his last five games, compared to a half-sack in his first four NFL seasons. Joined the Cardinals from Carolina, where he spent the 2017 season.

Robert Nkemdiche – Cardinals 2016 first-round pick (29th overall) has 33 tackles, 12 tackles for loss, 4.5 sacks, six QB pressures and eight QB hits in eight games (six starts) this season.

Corey Peters – Signed a three-year extension to remain with the Cardinals through 2020. Has 267 tackles, 14.0 sacks and one INT in 108 games (91 starts) for the Cardinals (2015-18) and Falcons (2010-14). Cardinals have allowed the NFL's second-fewest yards per carry (3.84) since Peters joined the lineup in 2016.

Olsen Pierre – Entered the NFL as a rookie free agent with the Bears in 2015, made the Cardinals 53-man roster out of training camp in 2016 and had 32 tackles and 5.5 sacks in 14 games last season.

LINEBACKERS

Deone Bucannon – Cardinals 2014 first-round pick (27th overall), has 412 tackles, 6.0 sacks, two INTs (one returned for a TD), 14 passes defended, four fumble recoveries and seven forced fumbles in 67 career games (54 starts).

Dennis Gardeck – Has played a team-high 255 snaps on special teams. Signed as a rookie free agent after posting 345 tackles, 57.5 for loss, 32 sacks, nine forced fumbles, two fumble recoveries and one INT at West Virginia State (2014-16) and Sioux Falls (2017).

Gerald Hodges – Five-year NFL veteran who has played 76 games with Arizona (2018), New Orleans (2017), San Francisco (2015-16) and Minnesota (2013-15) after entering the league as the Vikings fourth-round pick in 2013.

Haason Reddick – Cardinals 2017 first-round pick (13th overall) has 98 tackles, 4.5 sacks, five passes defended, three forced fumbles and six special teams tackles in 27 games (10 starts). Registered a career-high 15 tackles in Week 12 against the Chargers.

Zeke Turner – Has an NFL-leading 14 special teams tackles, according to league statistics. Signed with Arizona as a rookie free agent out of Washington where he collected 100 tackles, 3.5 tackles for loss, two INTs, a forced fumble and four passes defended in 38 games.

Joe Walker – Had 10 tackles on defense and three on special teams in 12 games for the Super Bowl-champion Eagles last year. Entered the NFL as Philadelphia's seventh-round pick in 2016 out of Oregon and signed with the Cardinals in Week 3.

DEFENSIVE BACKS

David Amerson – Five-yard NFL veteran has 251 tackles, eight INTs, 63 passes defended, two forced fumbles and one fumble recovery in 69 games for the Redskins (2013-15), Raiders (2015-17) and Cardinals (2018). Selected by the Redskins in the second round (51st overall) of the 2013 NFL Draft out of North Carolina State.

Budda Baker – Arizona's 2017 second-round pick (36th overall) has totaled 10+ tackles in four games this season and led all NFL DBs with 73 tackles before missing Weeks 11-12 with injury. Earned Pro Bowl and first-team All-Pro honors as a special teamer last season.

Antoine Bethea – Three-time (2007, '09, '14) Pro Bowler and 13th-year NFL veteran has appeared in 188 regular season games (179 starts) and started all 13 postseason contests he has played. Had a career-high five INTs in 2017, and leads all active NFL players with 1,190 career tackles, according to league stats.

Tre Boston – Tied for the NFL's fourth most INTs since the start of the 2017 season with eight. Re-joined Cardinals Head Coach Steve Wilks in Arizona after starting his NFL career with Wilks in Carolina.

Rudy Ford – Cardinals 2017 sixth-round pick (208th overall) has 12 special teams tackles in 18 career games. Had 275 tackles, 1.5 sacks, 11.5 tackles for loss and five INTs in 52 games (34 starts) at Auburn.

Dontae Johnson – North Carolina State product was selected by San Francisco in the fourth round (129th overall) of the 2014 NFL Draft and recorded 149 tackles, two INTs (both returned for TDs) and 21 passes defended in 63 games (22 starts) in four years (2014-17) for the 49ers. Signed with Arizona in Week 13 after stints with Buffalo and Seattle.

Leonard Johnson – Sixth-year NFL veteran has played 79 games (28 starts) with Tampa Bay (2012-14), New England (2015), Carolina (2016), Buffalo (2017) and Arizona (2018). Entered the league as a rookie free agent with the Buccaneers out of Iowa State.

Patrick Peterson – Fifth overall pick in 2011 joined HOF RBs Jim Brown and Barry Sanders as only players with seven Pro Bowls before age 28. Has allowed the fewest receptions (22) and the seventh lowest passer rating (76.1) among NFL CBs with at least 700 snaps in 2018, according to Pro Football Focus.

Quinten Rollins – Miami (OH) product was selected by Green Bay in the second round (62nd overall) of the 2015 NFL Draft and recorded 94 tackles, three INTs (one returned for a TD) and 22 passes defended in 33 games (15 starts) in three years (2015-17) for the Packers. Signed with Arizona in Week 13 after being released by Green Bay in Week 2.

Brandon Williams – Cardinals 2016 third-round pick has 23 tackles, four passes defended and nine special teams tackles in 40 games. Appeared on special teams in all 16 games during the 2017 season.

SPECIALISTS

Aaron Brewer – Has played 96 regular season games and eight postseason contests for the Cardinals (2016-18) and Broncos (2012-15).

Zane Gonzalez – Arizona State product signed to the Cardinals practice squad on 11/20 and was elevated to the active roster on 11/26. Became the FBS all-time leader in FGs made (96) and points by a kicker (494).

Andy Lee – Three-time Pro Bowl and four-time All-Pro selection ranks seventh in NFL history in career punting average (46.5). Leads the NFL and on pace to break his own single-season franchise record for gross punting average (47.3 in 2017) with a 48.8-yard mark this season.

CARDINALS 2018 TRANSACTIONS

NOVEMBER

- Tue., Nov. 27** Signed CB Dontae Johnson and CB Quinten Rollins and released CB Chris Jones. Re-signed WR Jalen Tolliver to the practice squad and released DT Vincent Valentine from the practice squad
- Mon., Nov. 26** Elevated K Zane Gonzalez to the active roster from the practice squad. Placed LB Josh Byrnes (thumb) and kicker Phil Dawson (hip) on injured reserve and released CB Bene Benwikere and OL Andre Smith. Awarded waiver claim on TE Darrell Daniels (Seattle)
- Sat., Nov. 24** Elevated QB Charles Kanoff to the active roster and released WR Jalen Tolliver
- Thu., Nov. 22** Re-signed DE Vontarrius Dora to the practice squad
- Wed., Nov. 21** Re-signed WR Montay Crockett to the practice squad
- Tue., Nov. 20** Re-signed CB David Amerson, elevated CB Chris Jones and WR Jalen Tolliver to the active roster from the practice squad and released DE Vontarrius Dora and CB Jamar Taylor. Signed K Zane Gonzalez to the practice squad
- Mon., Nov. 19** Released K Matt McCrane
- Sat., Nov. 17** Signed K Matt McCrane and elevated DE Vontarrius Dora to the active roster from the practice squad. Released CB David Amerson and WR Kendall Wright
- Wed., Nov. 14** Signed CB David Amerson and CB Leonard Johnson and signed OL Rick Leonard to the practice squad
- Tue., Nov. 13** Placed OL Justin Pugh (knee) on injured reserve and released S Eddie Pleasant. Released WR Montay Crockett from the practice squad
- Wed., Nov. 7** Signed WR Montay Crockett to the practice squad and released OL Kyle Friend from the practice squad
- Mon., Nov. 5** Re-signed WR Kendall Wright and signed OL Zack Golditch from Indianapolis' practice squad
- Sat., Nov. 3** Released QB Sam Bradford and placed OL John Wetzell (neck) on injured reserve

OCTOBER

- Wed., Oct. 31** Signed TE Gabe Holmes and DT Vincent Valentine to the practice squad and released DT Pasoni Tasini and TE Andrew Vollert from the practice squad
- Tue., Oct. 30** Signed OL Colby Gossett from Minnesota's practice squad and TE John Phillips. Released OL Blaine Clausell and TE Gabe Holmes. Re-signed DE Vontarrius Dora and OL Kyle Friend to the practice squad and released DE Ufomba Kamalu and K Matt McCrane from the practice squad.
- Fri., Oct. 26** Signed K Matt McCrane to the practice squad and released OL Kyle Friend from the practice squad
- Tue., Oct. 23** Signed OL Oday Aboushi and released DE Ifeadi Odenigbo. Re-signed CB Deatrick Nichols to the practice squad
- Mon., Oct. 22** Signed S Eddie Pleasant and released CB Deatrick Nichols
- Fri., Oct. 19** Offensive coordinator Mike McCoy relieved of his duties. Quarterbacks coach Byron Leftwich promoted to offensive coordinator
- Thu., Oct. 18** Elevated CB Deatrick Nichols to the active roster from the practice squad and released WR Kendall Wright
- Tue., Oct. 16** Signed OL Kyle Friend to the practice squad and released OL Will House from the practice squad
- Mon., Oct. 15** Signed RB Brandon Wilds and OL Coleman Shelton to the practice squad and released WR Bernard Reedy and RB Jalen Simmons from the practice squad

- Wed., Oct. 10** Re-signed CB Deatrick Nichols to the practice squad
- Mon., Oct. 8** Signed WR Kendall Wright and released CB Deatrick Nichols
- Tue., Oct. 2** Signed WR Bernard Reedy and S Darian Thompson to the practice squad and released S Demetrious Cox and LB Nigel Harris from the practice squad

SEPTEMBER

- Tue., Sep. 25** Signed DE Ufomba Kamalu to the practice squad and released DE Alec James from the practice squad
- Mon., Sep. 24** Awarded waiver claim on DE Ifeadi Odenigbo and released DE Jacques Smith
- Wed., Sep. 19** Signed LB Joe Walker from Philadelphia's practice squad and signed RB Jalen Simmons to the practice squad
- Tue., Sep. 18** Released DT Garrison Smith, signed LB Nigel Harris to the practice squad and released LB B.J. Bello from the practice squad
- Sat., Sep. 8** Signed RB David Johnson to a contract extension through the 2021 season
- Mon, Sep. 3** Signed LB B.J. Bello, S Demetrious Cox and CB Chris Jones to the practice squad
- Sun., Sep. 2** Awarded waiver claims on OL Blaine Clausell (Carolina), DT Garrison Smith (Atlanta) and OL Jeremy Vujnovich (Indianapolis). Signed DE Zach Moore, waived/injured DE Vontarrius Dora and S A.J. Howard, and released OL Evan Boehm and OL Will Holden. Re-signed OL Will House, DE Alec James, QB Charles Kanoff, RB Elijah Penny, DT Pasoni Tasini, WR Jalen Tolliver and TE Andrew Vollert to the practice squad.
- Sat., Sep. 1** Released WR Carlton Agudosi, OL Josh Allen, DT Siupeli Anau, RB Sherman Badie, TE Alec Bloom, WR Brice Butler, CB Chris Campbell, DE Cap Capi, S Travell Dixon, WR C.J. Duncan, OL Will House, DE Alec James, QB Charles Kanoff, WR Greg Little, K Matt McCrane, LB Airius Moore, CB Jonathan Moxey, DT Owen Obasuyi, LB Matthew Oplinger, OL Winston Painter, FB Elijah Penny, OL Greg Pyke, LB Edmond Robinson, CB Tim Scott, DT Pasoni Tasini, CB Tavierre Thomas, WR Jalen Tolliver, DT Tani Tupou, RB Darius Victor, TE Andrew Vollert, OL Brant Weiss, TE Bryce Williams, DT Nigel Williams, WR Corey Willis, LB Scooby Wright III. Activated LB Markus Golden (knee) and TE Jermaine Gresham (achilles) from PUP, placed DE Arthur Moats (knee) on injured reserve and reached an injury settlement with S Harlan Miller (knee)

AUGUST

- Tue., Aug. 28** Placed RB D.J. Foster (knee) on injured reserve and re-signed RB Darius Victor
- Fri., Aug. 24** Signed C A.Q. Shipley to a one-year contract extension
- Wed., Aug. 22** Signed DT Tani Tupou and DT Nigel Williams and released TE Chris Bazile and WR Austin Wolf
- Wed., Aug. 15** Re-signed S Harlan Miller and waived/injured CB Lou Young III (hamstring)
- Tue., Aug. 14** Signed WR Austin Wolf and released WR Rashad Ross
- Mon., Aug. 13** Signed LB Gerald Hodges to a one-year contract and waived/injured LB Jeremy Cash
- Fri., Aug. 10** Signed CB Tim Scott
- Tue., Aug. 7** Placed C A.Q. Shipley (knee) on injured reserve
- Thu., Aug. 2** Signed DE Cap Capi and waived/injured DE Bryson Albright

CARDINALS 2018 TRANSACTIONS

JULY

- Fri., July 27** Signed S Tre Boston and released DE Moubarak Djeri
- Thu., July 26** Signed DE Arthur Moats and DE Jacques Smith and waived/injured DE Praise Martin-Oguike
- Mon., July 23** Signed TE Chris Bazile and waived/non-football injury TE Beau Sandland. Placed CB Chris Campbell (ankle), DE Markus Golden (knee) and TE Jermaine Gresham (achilles) on active/PUP

JUNE

- Fri., June 15** Signed WR Greg Little and released LB Frank Ginda and WR Cobi Hamilton
- Thu., June 14** Signed P Andy Lee to a two-year contract extension
- Mon., June 11** Signed S Travell Dixon and waived/injured S Jonathan Owens (knee)
- Fri., June 1** Signed RB Sherman Badie and waived/left squad FB Austin Ramesh

MAY

- Thu., May 31** Signed OL Mason Cole (3rd round) to a four-year contract
- Thu., May 24** Signed WR Christian Kirk (2nd round) to a four-year contract
- Mon., May 21** Released CB Marcus Williams
- Sat., May 19** Agreed to a trade to acquire CB Jamar Taylor from the Cleveland Browns for a sixth-round pick in the 2020 NFL Draft
- Mon., May 14** Signed DT Siupeli Anau, WR C.J. Duncan, LB Airius Moore and OL Greg Pyke. Released CB Elijah Battle, LB Mike Needham, OL Austin Olsen and WR Jonah Trinnaman
- Fri., May 11** Signed RB Chase Edmonds (4th round), CB Chris Campbell (6th round) and OL Korey Cunningham (7th round) to four-year contracts
- Thu., May 10** Signed FB Derrick Coleman to a one-year contract and released RB Bronson Hill. Signed QB Josh Rosen (1st round) to a four-year contract with a team option for a fifth
- Wed., May 9** Released DT Peli Anau and S Harlan Miller
- Mon., May 7** Released QB Brandon Doughty and QB Alek Torgersen
- Tue., May 1** Released CB Jarell Carter, CB C.J. Goodwin, RB Darius Victor and LS Drew Williams. Waived/injured LB Gabe Martin (Achilles)

APRIL

- Mon., Apr. 30** Agreed to terms with 24 rookie free agents: CB Elijah Battle, TE Alec Bloom, LB Dennis Gardeck, LB Frank Ginda, OL Will House, S A.J. Howard, DE Alec James, QB Chad Kanoff, K Matt McCrane, LB Mike Needham, CB Deatrick Nichols, DE Owen Obasuyi, OL Austin Olsen, LB Matthew Oplinger, S Jonathan Owens, FB Austin Ramesh, WR Trent Sherfield, CB Tavierre Thomas, WR Jalen Tolliver, WR Jonah Trinnaman, S Zeke Turner, TE Andrew Vollert, OL Brant Weiss, WR Corey Willis
- Mon., Apr. 23** Signed DE Benson Mayowa to a one-year contract
- Thu., Apr. 19** Signed CB Marcus Williams to a one-year contract
- Mon., Apr. 16** Signed TE Beau Sandland to a one-year contract
- Thu., Apr. 12** Released OL Max Tuerk
- Wed., Apr. 11** Signed TE Bryce Williams to a one-year contract
- Thu., Apr. 5** Awarded QB Brandon Doughty (Miami) and QB Alek Torgersen (Detroit) off of waivers

- Tue., Apr. 3** CB C.J. Goodwin, RB Elijah Penny, DL Olsen Pierre and OL John Wetzel signed one-year contracts

- Mon., Apr. 2** Signed WR Brice Butler to a two-year contract

MARCH

- Wed., Mar. 28** Signed DL Moubarak Djeri to a one-year contract
- Fri., Mar. 23** Signed CB Bene Benwikere to a one-year contract and traded T Jared Veldheer to the Broncos for a sixth-round pick (#182) in the 2018 NFL Draft
- Thu., Mar. 22** Re-signed C Daniel Munyer to a one-year contract and awarded WR Cobi Hamilton (Houston) off of waivers
- Sat., Mar. 17** Signed OL Justin Pugh to a five-year contract
- Fri., Mar. 16** Signed QB Sam Bradford to a three-year contract, OL Andre Smith to a two-year contract, QB Mike Glennon to a two-year contract, LB Josh Byrnes to a three-year contract and OL Winston Painter to a one-year contract. Awarded LB Jeremy Cash (Cleveland) off of waivers and released DL Josh Mauro
- Wed., Mar. 14** Released S Tyrann Mathieu
- Tue., Mar. 13** Extended a tender offer to restricted free agent DL Xavier Williams and released RB Adrian Peterson
- Fri., Mar. 9** Extended tender offers to exclusive rights free agents CB C.J. Goodwin, RB Elijah Penny, DL Olsen Pierre and OL John Wetzel
- Wed., Mar. 7** Re-signed LS Aaron Brewer to a four-year contract

FEBRUARY

- Wed., Feb. 14** Hired assistant coaches Chris Achuff (assistant defensive line), Ray Brown, (offensive line), Alonso Escalante (defensive quality control), Charlie Harbison (assistant defensive backs), Don Johnson (senior assistant/defensive line), Randall McCray (assistant special teams), David Merritt, Sr. (defensive backs), Jason Michael (tight ends), Troy Rothenbuhler (offensive quality control), Cameron Turner (offensive assistant) and Kirby Wilson (running backs). Terry Allen (Bill Bidwill Fellowship/RB's), Larry Foote (linebackers), Kevin Garver (wide receivers), Steve Heiden (assistant offensive line), Byron Leftwich (quarterbacks) and Buddy Morris (strength and conditioning) all return to the coaching staff.
- Mon., Feb. 12** Signed GM Steve Keim to an extension that keeps him under contract through 2022. Signed CB Lou Young III to a one-year contract

JANUARY

- Fri., Jan. 26** Hired Al Holcomb (defensive coordinator), Mike McCoy (offensive coordinator) and Jeff Rodgers (special teams coordinator)
- Mon., Jan. 22** Hired Steve Wilks as head coach. Agreed to terms on a four-year contract with a team option for a fifth year
- Fri., Jan. 19** Signed LB Praise Martin-Oguike to a future contract for the 2018 season
- Tue., Jan. 2** QB Carson Palmer announced his retirement. Re-signed WR Carlton Agudosi, DL Peli Anau, CB Jarell Carter, LB Vontarius Dora, CB Jonathan Moxey, WR Rashad Ross, DL Pasoni Tasini and RB Darius Victor to future contracts for the 2018 season and signed OL Josh Allen and LS Drew Williams to future contracts for 2018.
- Mon., Jan. 1** Head coach Bruce Arians announced his retirement

CARDINALS 2018 GAME SUMMARIES

GAME 1 // REDSKINS 24, CARDINALS 6 // SEPTEMBER 9, 2018 // STATE FARM STADIUM (61,613)

In week 1 of the regular season, Washington came to AZ and spoiled the Cardinals first game in recently renamed State Farm Stadium as well as the debut of first-year head coach Steve Wilks. Behind new QB Alex Smith and running backs Adrian Peterson and Chris Thompson, Washington's offense hummed while Arizona's had difficulty establishing a rhythm. It all added up to a 24-6 season opening home loss for the Cardinals.

In the late first quarter and into the second, the Redskins offense launched three consecutive lengthy TD drives (80, 73, and 92 yards) to take a 21-0 halftime lead. Those drives helped Washington achieve a 22:57 to 7:03 time of possession advantage in the in a first half that saw Arizona's offense possess it just three times and run only 14 plays. On the opening play of the 2nd quarter, Thompson caught a 13-yard pass from Smith that capped an 11-play, 80-yard drive that made it 7-0. Their next series saw them go 73 yards in 15 plays and ended with Peterson's 1-yard TD run that made it 14-0. With 0:08 remaining before intermission, Washington faced a 3rd-n-goal from the AZ 4 when Smith hit TE Jordan Reed with a TD pass that made it 21-0.

Neither team scored in the third quarter but early in the fourth, Dustin Hopkins' 31-yard FG made it 24-0. The next drive was Arizona's most efficient of the afternoon; on it, new Cards QB Sam Bradford was 8 for 8 passing for 42 yards and rookie RB Chase Edmonds added 20 yards on 3 carries. It ended when David Johnson ran it in from 2 yards out. It was the 34th TD in 34 games for Johnson who saw his first action since suffering a season-ending wrist injury in the 2017 opener. About 20 hours earlier the talented Johnson signed an extension that keeps him under contract with the Cardinals thru the end of the 2021 season.

Starting season #15 with the Cardinals, WR Larry Fitzgerald led all receivers with 7 catches for 76 yards. He also extended his streak of games with a reception to 212 games, #2 in NFL history behind only Jerry Rice (274). Another 15th year player out of Pitt also had an exceptional day for the Cardinals: punter Andy Lee repeatedly helped the Cardinals flip the field on Washington and averaged 52.6 yards (46.2 net) on his 5 punts, three of which landed inside the 20.

	1	2	3	4	OT	FINAL	FIELD GOAL BREAKDOWN
REDSKINS	0	21	0	3	--	24	D. Hopkins (31)
CARDINALS	0	0	0	6	--	6	--

TEAM	QTR.	TIME	SCORING PLAY	DRIVE	SCORE
Redskins	2	14:54	Thompson 13-yard pass from Smith (Hopkins kick)	11-80, 5:53	7-0
Redskins	2	4:10	Peterson 1-yard run (Hopkins kick)	15-73, 9:06	14-0
Redskins	2	0:08	Reed 4-yard pass from Smith (Hopkins kick)	10-92, 3:11	21-0
Redskins	4	12:13	Hopkins 31-yard FG	10-63, 4:42	24-0
Cardinals	4	5:47	Johnson 2-yard run (pass failed)	13-75, 6:26	24-6

STATISTICS

	WAS	AZ
First Downs	30	14
3rd Down Eff. (Pct)	6-13 (46)	1-8 (13)
Total Plays	75	51
Avg. Gain	5.7	4.2
Rushes-Yards	42-182	15-68
Net Passing Yards	247	145
Total Net Yards	429	213
Passing (A-C-I)	30-21-0	34-20-1
Sacked by Opp.	3-8	2-8
Punts-Average	4-46.5	5-52.6
Fumbles-Lost	3-1	1-1
Penalties	9-63	9-67
Time of Possession	38:08	21:52

Weather: Indoors

RUSHING

Redskin: Peterson 26-96, TD; Thompson 5-65; A. Smith 8-14; Kelley 3-7.
CARDS: D. Johnson 9-37, TD; Edmonds 4-24; Bradford 2-7.

PASSING

Redskins: Smith 21-30, 255 yds, 2 TD, 0 INT.
CARDS: Bradford 20-34, 153 yds, 0 TD, 1 INT.

RECEIVING

Redskins: Thompson 6-63, TD; Reed 4-48, TD; Richardson 4-22; Crowder 3-32; Peterson 2-70; Doctson 1-11; Davis 1-9.
CARDS: Fitzgerald 7-76; D. Johnson 5-30; Edmonds 4-24; Seals-Jones 3-19; Kirk 1-4.

INTERCEPTIONS

Redskins: Dunbar 1-(-3).
CARDS: None.

GAME 2 // CARDINALS 0, RAMS 34 // SEPTEMBER 16, 2018 // LOS ANGELES MEMORIAL COLISEUM (66,515)

In their first divisional match-up of the season, the Cards traveled to Los Angeles to take on the Rams at the Coliseum. On this day, it would be all LA qw the hosts excelled in all three phases to drop the Cards to 0-2. After a scoreless opening quarter, the Rams scored 34 unanswered en route to a decisive victory that improved their mark to 2-0. RB Todd Gurley ran for 3 TDs while QB Jared Goff was 24-32 for 354 yards passing. WR Brandin Cooks led the way with 7 catches for 159 receiving yards. Defensively the Rams allowed just 5 first downs and 137 total yards while keeping the Cardinals off the scoreboard.

In the first quarter, the Cardinals defense did an excellent job containing Gurley who rushed six times for minus-1 yard. However, Goff completed 8 of 9 passes for 100 yards to 4 different receivers and by the second play of the 2nd quarter, the Rams had advanced to the AZ11. On 2nd-n-1 from there Gurley took a handoff from Goff, bounced right, and outraced the Cardinals defenders to the pylon. Because veteran kicker Greg Zuerlein injured his groin in pre-game warm-ups, LA went for 2 and converted on a Gurley run that made it 8-0. After a Cards 3-n-out, the Rams moved 52 yards in 10 plays and faced a 3rd-n-goal from the 2. Goff had WR Cooper Kupp open in the end zone but DE Chandler Jones alertly got his hand up and knocked the pass down. Punter Johnny Hekker then came on to attempt his first career FG and knocked it thru to make it 11-0. Late in the 2nd quarter, AZ punted it back to the Rams and returner JoJo Natson took it 60 yards to the AZ32. On the last play of the opening half, Gurley punched it on 4th-n-goal from the 1; his run on the subsequent 2-point conversion made it 19-0 at intermission.

Up 19-0, the Rams opened the 2nd half with a 57-yard completion from Goff to Cooks down the deep middle on their first play from scrimmage which took it to the AZ 22. Three plays later on 3rd-n-9 from the 21, Goff was flushed out of the pocket and rolled to his right but his pass attempt was intercepted by CB Patrick Peterson at the 2 to halt the threat. It was the 22nd career INT for the all-pro Peterson, moving him into 8th in team history. AZ would pick up one first down before being forced to punt, after which the Rams would take over at their own 44. Five plays and 56 yards later, Gurley scored his 3rd TD of the day on a 1-yard run and Goff's pass to RB Malcom Brown on the 2-point try made it 27-0 with 3:39 remaining in the 3rd quarter. A Goff TD pass to TE Tyler Higbee with 3:17 remaining in the game provided the contest's final points.

	1	2	3	4	OT	FINAL	FIELD GOAL BREAKDOWN
CARDINALS	0	0	0	0	--	0	--
RAMS	0	19	8	7	--	34	J. Hekker (20)

TEAM	QTR.	TIME	SCORING PLAY	DRIVE	SCORE
Rams	2	14:29	Gurley 11-yard run (Gurley run)	4-59, 1:19	0-8
Rams	2	8:07	Hekker 20-yard FG	11-52, 4:45	0-11
Rams	2	0:00	Gurley 1-yard run (Gurley run)	8-32, 4:18	0-19
Rams	3	3:39	Gurley 2-yard run (Goff-Brown pass)	5-56, 2:10	0-27
Rams	4	3:17	Higbee 3-yard pass from Goff (Hekker kick)	7-25, 3:45	0-34

STATISTICS

	AZ	LAR
First Downs	5	24
3rd Down Eff. (Pct)	3-12 (25)	8-15 (53)
Total Plays	43	67
Avg. Gain	3.2	6.4
Rushes-Yards	15-54	33-90
Net Passing Yards	83	342
Total Net Yards	137	432
Passing (A-C-I)	27-17-1	2-24-1
Sacked by Opp.	1-7	2-12
Punts-Average	8-50.4	2-51.0
Fumbles-Lost	0-0	0-0
Penalties	9-47	5-49
Time of Possession	25:52	34:08

Weather: Sunny and warm, 86 degrees, humidity 35%, wind SW 2 mph.

RUSHING

CARDS: D. Johnson 13-48; Edmonds 1-5; Coleman 1-1.
Rams: Brown 12-46; Gurley 19-42, 3 TD; Goff 2-2.

PASSING

CARDS: Bradford 17-27, 90 yds, 0 TD, 1 INT.
Rams: Goff 24-32, 354 yds, 1 TD, 1 INT.

RECEIVING

CARDS: Edmonds 5-15; Cirk 4-27; Seals-Jones 4-17; Fitzgerald 3-28; D. Johnson 1-3.
Rams: Cooks 7-159; Woods 6-81; Kupp 6-63; Gurley 3-31; Everett 1-17; Higbee 1-3, TD.

INTERCEPTIONS

CARDS: Peterson 1-0.
Rams: Shields 1-22.

CARDINALS 2018 GAME SUMMARIES

GAME 3 // BEARS 16, CARDINALS 14 // SEPTEMBER 23, 2018 // STATE FARM STADIUM (62,163)

The Bears (1-1) and Cardinals (0-2) met in week 3 at State Farm Stadium. Against a stout Chicago defense that had allowed just 6 total points in quarters 1-3 of their opening two games combined, the Cards jumped out to an early 14-0 lead after a pair of Sam Bradford TD passes. However the Bears chipped away and after a TD and three Cody Parkey FGs, they claimed their first lead of the day with 4:31 remaining. At that point, head coach Steve Wilks inserted rookie QB Josh Rosen in place of Bradford in hopes of creating a spark for a Cards offense that was held scoreless over the final three quarters. While it reached Chicago territory, the Rosen-led offense was not able to produce the points needed to pull it out.

As mentioned the game began in promising fashion for the Cards. On the game's 3rd play from scrimmage, AZ faced a 3rd-n-4 at its own 31. RB David Johnson picked up an A gap blitz allowing Bradford to find rookie WR Christian Kirk for a 30-yard completion to the CHI39 for the offense's biggest gain of the young season. Two snaps later, Bradford found TE Ricky Seals-Jones wide open across the field and their 35-yard TD connection put the Cards up 7-0. The Bears next drive saw them quickly move into AZ territory; but on 3rd-n-6 from the AZ13, DBs Budda Baker and Bene Benwikere came on a blitz and combined to drop Mitchell Trubisky for a 15-yard loss. The sack pushed the Bears back to the AZ28, forcing a 46-yard Parkey FG try that he missed wide right. Late in the 1st, the Bears faced a 3rd-n-7 at their own 27 when DT Robert Nkemdiriche forced a Trubisky fumble that fellow DT Corey Peters recovered at the CHI21. On next play, Bradford lofted a 21-yard pass into the arms of RB David Johnson for a TD and 14-0 Cardinals lead. With a minute to go in the first half, AZ took over at the CHI24 after DE Chandler Jones tipped a Trubisky pass at the line and S Tre Boston made a diving INT. The Cards, however, came away pointless as a Khalil Mack sack of Bradford pushed them out of FG range.

Early in the 3rd, Bradford's deep pass to WR JJ Nelson was INT'd by S Eddie Jackson at the CHI33. From there, the Bears moved 67 yards in 9 plays - the biggest of which was a 39-yard completion to Allen Robinson - and Jordan Howard's 1-yard run made it 14-10 with 6:16 left in the 3rd. The next AZ drive ended when Bradford's pass intended for WR Chad Williams was picked off by DB Sherrick McMain and set the Chicago offense up at the AZ44. Parkey's 41-yard FG narrowed the deficit to 1 at 14-13. AZ seemed poised to add to its lead on the ensuing drive when Bradford hit Kirk down the left sideline with a 32-yard gain to the CHI23. On 2nd-n-8 from the 21, Bradford scrambled up the middle but was hit by Mack forcing a fumble that LB Danny Trevathan recovered at the 16. Chicago then moved 59 yards in 13 plays and Parkey's 43-yard FG put Chicago up 16-14. After that, Rosen entered the game. He moved AZ to the CHI42 but a 3-yard loss on 3rd down led to a 4th-n-5 at the CHI45 with 1:16 left. CB Bryce Callahan's INT effectively snuffed out Arizona's last best hope.

	1	2	3	4	OT	FINAL	FIELD GOAL BREAKDOWN
BEARS	0	3	10	3	--	16	C. Parkey 46WR (20) (41) (43)
CARDINALS	14	0	0	0	--	14	--

TEAM	QTR.	TIME	SCORING PLAY	DRIVE	SCORE
CARDS	1	12:12	Seals-Jones 35-yard pass from Bradford (Dawson kick)	5-75-2:48	0-7
CARDS	1	1:40	Johnson 21-yard pass from Bradford (Dawson kick)	1-21, 0:06	0-14
Bears	2	1:54	Parkey 20-yard FG	11-71, 5:27	3-14
Bears	3	6:16	Howard 1-yard run (Parkey kick)	9-67, 4:30	10-14
Bears	3	0:44	Parkey 41-yard FG	7-21, 2:54	13-14
Bears	4	4:31	Parkey 43-yard FG	13-59, 6:52	16-14

STATISTICS

	CHI	AZ
First Downs	21	13
3rd Down Eff. (Pct)	5-14 (36)	3-10 (30)
Total Plays	69	48
Avg. Gain	4.6	4.6
Rushes-Yards	31-122	18-53
Net Passing Yards	194	168
Total Net Yards	316	221
Passing (A-C-I)	35-24-1	26-17-3
Sacked by Opp.	3-26	4-25
Punts-Average	3-52.7	4-50.8
Fumbles-Lost	1-1	2-1
Penalties	7-45	6-43
Time of Possession	36:21	23:39

Weather: Indoors

RUSHING

Bears: Howard 24-61, TD; Cohen 5-53; Trubisky 2-8.
CARDS: D.Johnson 12-31; Rosen 1-12; Edmonds 5-10.

PASSING

Bears: Trubisky 24-35, 220 yds, 0 TD, 1 INT.
CARDS: Bradford 13-19, 157 yds, 2 TD, 2 INT;
Rosen 4-7, 36 yds, 0 TD, 1 INT.

RECEIVING

Bears: Gabriel 6-34; Burton 4-55; Miller 4-35; Robinson 3-50; Cohen 3-15; Howard 2-20; Cunningham 1-9; Bellamy 1-2.
CARDS: Kirk 7-90; D.Johnson 4-30, TD; Fitzgerald 2-9; Seals-Jones 1-35; Coleman 1-12; Gresham 1-9; C.Williams 1-8.

INTERCEPTIONS

Bears: Jackson 1-0; McManis 1-0; Callahan 1-0.
CARDS: Boston 1-0.

GAME 4 // SEAHAWKS 20, CARDINALS 17 // SEPTEMBER 30, 2018 // STATE FARM STADIUM (61,845)

In week 4 at State Farm Stadium, the big story entering the game was rookie QB Josh Rosen. The team's 1st round pick and 10th overall selection, Rosen - at 21 years, 232 days old - became the youngest player in Cards history to start at QB. Twice in the game the Cardinals found themselves trailing the Seahawks and twice Rosen led them back. That included in the fourth quarter when Seattle led 17-10 before the rookie led a 5-play, 80-yard drive that Rosen capped with his 1st career TD pass to tie the game midway through the quarter. Later in the 4th, he marched the Cards into Seattle territory to set-up a go-ahead FG try but Phil Dawson's 45-yarder was wide right with 1:50 left. That was enough time for Seattle to get into position for Sebastian Janikowski's 52-yard boot as time expired that won the game for the Seahawks and dropped AZ to 0-4 in heart-breaking fashion.

After the teams traded punts to open the game, Seattle advanced to the AZ20 in 5 plays. From there, RB Mike Davis took a handoff and bounced outside before racing down the right sideline to give the Seahawks a 7-0 lead. On the next play from scrimmage, Cards RB David Johnson fumbled and Seattle recovered at the Cards 26. Suddenly staring down the barrel of an early double-digit deficit, the AZ defense stiffened and held the Seahawks to a 38-yard FG try that Janikowski pushed right. The Cards offense answered by driving into Seattle territory and appeared to tie the game on a 22-yard Rosen TD pass to WR Chad Williams. However, a replay review overturned it, saying that Williams did not get his 2nd foot down. That instead led to a 23-yard Dawson FG early in the 2nd quarter. With 5:30 to go before intermission, Seattle was threatening again but Janikowski's 52-yard FG try missed left giving the Cards great field position at their own 42. Thanks to a 21-yard David Johnson run and a 10-yard Larry Fitzgerald pass on 3rd-n-5, the Cards found themselves at the SEA18 at the 2:00 warning. A defensive pass interference penalty in the end zone then took it to the 1 where Johnson's TD run made it 10-7 AZ with 1:52 left. With just over :30 remaining, Seattle went for it on 4th-n-1 at the AZ44 but DE Chandler Jones sacked Russell Wilson for a 6-yard loss, turning it over to the Cards offense at midfield. Rosen moved the team into position for a FG try but Dawson's 50-yarder missed right as time expired.

Seattle's opening drive of the 3rd quarter resulted in a 40-yard Janikowski FG that tied it at 10. The Seahawks then went ahead 17-10 after Davis' 1-yard run capped a 5-play, 47-yard drive. The 3rd quarter was all Seattle, who doubled AZ in total plays (18-7) and time of possession (10:05-4:55). With 11:38 to play, the Cards found themselves at their own 20 and down 17-10. A 31-yard Rosen pass to TE Ricky Seals-Jones moved it to the SEA 49 and a 32-yard screen pass to Johnson moved it to the 19. Two plays later from the 22, Rosen hit Chad Williams in the end zone with the game-tying TD with 8:59 to go. After the defense sent Seattle 3-n-out, AZ began its own 24 with 7:11 left. The Cards moved to the SEA27 at the 2:00 warning but Dawson missed from 45. With 1:50 left, the Seahawks took over at their own 25 and out of timeouts. But that was enough for Wilson to move into position for the game-winner.

	1	2	3	4	OT	FINAL	FIELD GOAL BREAKDOWN
SEAHAWKS	7	0	10	3	--	20	S. Janikowski 38WR 52WL (40) (52)
CARDINALS	0	10	0	7	--	17	P.Dawson (23) 50WR 45WR

TEAM	QTR.	TIME	SCORING PLAY	DRIVE	SCORE
Seahawks	1	6:09	M.Davis 20-yard run (Janikowski kick)	6-62	7-0
CARDS	2	14:04	Dawson 23-yard FG	13-68, 5:30	7-3
CARDS	2	1:52	D.Johnson 1-yard run (Dawson kick)	6-58, 3:32	7-10
Seahawks	3	4:59	Janikowski 40-yard FG	14-57, 7:46	10-10
Seahawks	3	1:00	M.Davis 1-yard run (Janikowski kick)	5-47, 2:19	17-10
CARDS	4	8:59	C.Williams 22-yard pass from Rosen (Dawson kick)	5-80, 2:39	17-17
Seahawks	4	0:00	Janikowski 52-yard FG	7-31, 1:50	20-17

STATISTICS

	SEA	AZ
First Downs	19	18
3rd Down Eff. (Pct)	0-10 (0)	5-12 (42)
Total Plays	62	56
Avg. Gain	5.3	4.7
Rushes-Yards	34-171	28-92
Net Passing Yards	160	171
Total Net Yards	331	263
Passing (A-C-I)	26-19-0	27-15-0
Sacked by Opp.	2-12	1-9
Punts-Average	4-47.5	5-50.6
Fumbles-Lost	3-0	2-1
Penalties	8-57	5-38
Time of Possession	31:46	28:14

Weather: Indoors

RUSHING

Seahawks: M. Davis 21-101, 2 TD; Penny 9-49; Wilson 4-21.
CARDS: D.Johnson 22-71, TD; Rosen 2-13; Kirk 1-7; Edmonds 3-1.

PASSING

Seahawks: Wilson 19-26, 172, 0 TD, 0 INT.
CARDS: Rosen 15-27, 180 yds, 1 TD, 0 INT.

RECEIVING

Seahawks: Lockett 5-53; Baldwin 5-42; Davis 4-23; Moore 2-39; Vannett 1-6; Marshall 1-5; Dissly 1-5.
CARDS: Kirk 4-28; D. Johnson 3-42; Fitzgerald 3-28; Seals-Jones 2-52; C.Williams 1-22, TD; Coleman 1-5; Nelson 1-4.

INTERCEPTIONS

Seahawks: None.
CARDS: None.

CARDINALS 2018 GAME SUMMARIES

GAME 5 // CARDINALS 28, 49ERS 18 // OCTOBER 7, 2018 // LEVI'S STADIUM (68,337)

The Cardinals recorded their first victory of 2018 and under head coach Steve Wilks thanks to a 10-point win over in San Francisco. The 49ers scored a TD on the opening drive of the afternoon and enjoyed a decisive edge in most statistical categories. However, the Cards hit on a 75-yard TD pass on their first play from scrimmage and had a 5-0 turnover advantage (3 fumble recoveries and 2 INTs). Three of those takeaways led to touchdowns including a fumble LB Josh Byrnes returned himself for a 4th quarter TD. Arizona DE Chandler Jones was exceptional throughout the game, finishing with 6 tackles, 2 tackles for loss, a sack, forced fumble, fumble recovery and knockdown of a pass on a 4th quarter 2-point try that would have tied the game with 6:51 remaining.

The 49ers began the day by methodically moving the ball on the game's opening drive. Aided by completions of 16 and 25 yards to FB Kyle Juszczyk, San Fran capped the 8-play, 75-yard drive on CJ Beathard's 5-yard shovel pass to RB Matt Breida but led just 6-0 after mishandling the PAT. The Cards wasted no time striking back. On Arizona's 1st offensive snap, Josh Rosen threw it deep to WR Christian Kirk and the 75-yard connection between the rookies put AZ up 7-6. On the 2nd play of the ensuing SF drive, AZ safety Tre Boston made a diving INT to set the Cards up at the SF43 but they could not take advantage. Early in the 2nd quarter, the Niners trailed 7-7 but had advanced to the AZ40. On 1st down from there, RB Raheem Mostert fumbled on a hit by DT Rodney Gunter. CB Patrick Peterson scooped up the loose ball and raced 49 yards down the left sideline to the SF 18. After an 11-yard completion to TE Jermaine Gresham, David Johnson found the end zone on a 2-yard run to put AZ up 14-6.

Early in the 3rd, the 49ers trailed by 8 but had moved to the AZ39. On 1st down from there, Jones came off the edge to strip Beathard in the pocket and recovered the fumble himself. San Fran threatened again on its next series but after reaching the AZ27, the drive stalled and Robbie Gould's 45-yard FG was wide right. On the following possession, the 49ers again moved the ball deep into AZ territory and on 4th-n-goal from the 1, Beathard threw a TD pass to WR Trent Taylor that made it 14-12 with 6:51 left. A 2-point conversion would tie it but on it Jones sniffed out a screen pass and knocked it down at the line. With just under 5 minutes to play, AZ still led 14-12 but the Niners had it at their own 41. LB Haason Reddick then got to Beathard, forcing a fumble that Byrnes picked up and returned 23 yards for a TD that made it 21-12. A minute later, CB Bene Benwikere's INT and 21-yard return to the SF26 set up a 6-yard Johnson TD run 5 plays later that made it 28-12. The Niners then went 76 yards in 10 plays and narrowed the gap with Beathard's 1-yard TD run that made it 28-18 with 1:29 left. But after unsuccessfully executing both a 2-point try and an on-side kick, AZ was able to kneel down the game's remaining time.

	1	2	3	4	OT	FINAL	FIELD GOAL BREAKDOWN
CARDINALS	7	7	0	14	--	28	--
49ERS	6	0	0	12	--	18	R. Gould 45WR

TEAM	QTR.	TIME	SCORING PLAY	DRIVE	SCORE
49ers	1	9:39	Breida 5-yard pass from Beathard (run failed)	8-75, 5:11	0-6
CARDS	1	9:38	Kirk 75-yard pass from Rosen (Dawson kick)	1-75, 0:10	7-6
CARDS	2	11:00	D.Johnson 2-yard run (Dawson kick)	4-18, 2:15	14-6
49ers	4	6:51	T. Taylor 1-yard pass from Beathard (pass failed)	14-83, 5:46	14-12
CARDS	4	4:33	Byrnes 23-yard fumble return (Dawson kick)	--	21-12
CARDS	4	3:21	D.Johnson 6-yard run (Dawson kick)	5-26, 0:27	28-12
49ers	4	1:29	Beathard 1-yard run (pass failed)	10-76, 1:52	28-18

STATISTICS

	AZ	SF
First Downs	10	33
3rd Down Eff. (Pct)	2-12 (17)	10-17 (59)
Total Plays	49	92
Avg. Gain	4.5	4.9
Rushes-Yards	23-56	34-147
Net Passing Yards	164	300
Total Net Yards	220	447
Passing (A-C-I)	25-10-0	54-34-2
Sacked by Opp.	1-6	4-49
Punts-Average	8-39.6	4-44.3
Fumbles-Lost	1-0	4-3
Penalties	5-46	9-65
Time of Possession	19:48	40:12

Weather: Sunny and clear, 79 degrees, 19% humidity, Winds N 15 mph

RUSHING

CARDS: D.Johnson 18-55, 2 TD; Kirk 1-5; Edmonds 1-(-1); Rosen 3-(-3).
49ers: Morris 18-61; Breida 8-56; Juszczyk 1-12; Mosfert 5-11; Beathard 2-7, TD.

PASSING

CARDS: Rosen 10-15, 170 yds, 1 TD, 0 INT.
49ers: Beathard 34-54, 349 yds, 2 TD, 2 INT,

RECEIVING

CARDS: Kirk 3-85, TD; Fitzgerald 2-35; C.Williams 2-23; D.Johnson 2-16; Gresham 1-11.
49ers: T.Taylor 7-61, TD; Juszczyk 6-75; Kittle 5-83; Garcon 5-47; Bourne 4-33; Morris 3-30; Bolden 1-10; James 1-7; Breida 1-5, TD; Mosfert 1-(-2).

INTERCEPTIONS

CARDS: Benwikere 1-21; Boston 1-9.
49ers: None.

GAME 6 // VIKINGS 27, CARDINALS 17 // OCTOBER 14, 2018 // U.S. BANK STADIUM (66,801)

In week 6 at Minnesota, the Cards & Vikings were tied at 10 in the final minute of the 1st half. But from there the hosts scored 17 straight points on 3 straight possessions (FG-TD-TD) to take a lead that proved insurmountable. In the end, a 10-point Vikings win dropped AZ to 1-5 on the season. The loss came in spite of a strong defensive effort that saw the Cards consistently harass QB Kirk Cousins, knocking down 7 passes, sacking him 4 times, hurrying him on 7 other occasions and forcing a fumble that S Budda Baker returned for a defensive TD. DT Corey Peters had 2 of the sacks while DE Chandler Jones had 1.5.

On their opening series of the game, the Vikings took over at their own 31. They moved to the AZ42 but the Cards stopped them on both 3rd-n-2 and 4th-n-2 from there. On each play, the Cards knocked down Cousins passes at the line, first by DE Benson Mayowa and then by Peters. On the ensuing AZ drive, a 35-yard Josh Rosen to Christian Kirk pass moved it to the MN 11 and set up a 26-yard Phil Dawson FG that made it 3-0. The Vikings responded with a 6-play, 75-yard scoring drive that ended on Latavius Murray's 21-yard TD run to go up 7-3. On the next play from scrimmage, RB David Johnson fumbled and the Vikings recovered at the AZ31. A Peters sack for minus-7 and a Chandler Jones tackle for a 4-yard loss on consecutive plays forced Minnesota to settle for a 37-yard Dan Bailey FG that made it 10-3. Early in the 2nd, the Vikings faced a 3rd-n-1 at their own 40 when Mayowa pressured Cousins forcing a hurried pass that Tre Boston INT'd at the MIN47. On the next play, Rosen connected deep down the left sideline with TE Ricky Seals-Jones on a 40-yard completion to the 7. After an incompletion on 3rd-n-goal from the 1, the Cards went for it but Johnson's run was stopped short of the goal line. On the next MIN drive, Chandler Jones got to Cousins on a sack forcing a fumble that S Budda Baker scooped up and returned 36 yards for a TD that tied the game at 10. In the first half's final seconds, Bailey hit a 48-yard go-ahead FG to put the Vikes up 3 at intermission.

The Vikings opened the 3rd quarter with TDs on their first two drives. First, Cousins capped a 10-play, 75-yard drive with a 13-yard TD pass to WR Adam Thielen. The Vikings started their next drive at the AZ43 and on the first play, Murray rushed 34 yards to the 9. A play later, Cousins ran it around the right end of a 7-yard TD that made it 27-10. Thielen finished the game with 11 catches for 123 yards while Murray gained 155 rushing yards on 24 attempts. The Cards would add a TD in the 4th when Johnson's 1-yard run ended a 7-play, 69-yard drive. On it, Rosen was 5-5 for 68 yards and Seals-Jones and Larry Fitzgerald each had a pair of catches. Arizona could get no closer and would fall by that 27-17 margin.

	1	2	3	4	OT	FINAL	FIELD GOAL BREAKDOWN
CARDINALS	3	7	0	7	--	17	P. Dawson (26)
VIKINGS	7	3	14	0	--	27	D.Bailey (37) (48)

TEAM	QTR.	TIME	SCORING PLAY	DRIVE	SCORE
CARDS	1	8:18	Dawson 26-yard FG	7-49, 2:47	3-0
Vikings	1	5:33	Murray 21-yard run (Bailey kick)	6-75, 2:45	3-7
Vikings	1	2:03	Bailey 37-yard FG	6-12, 3:23	3-10
CARDS	2	4:13	Baker 36-yard fumble recovery (Dawson kick)	--	10-10
Vikings	2	0:07	Bailey 48-yard FG	7-36, 1:13	10-13
Vikings	3	10:06	Thielen 13-yard pass from Cousins (Bailey kick)	10-75, 4:54	10-20
Vikings	3	6:37	Cousins 7-yard run (Bailey kick)	3-43, 1:11	10-27
CARDS	4	6:57	D.Johnson 1-yard run (Dawson kick)	7-69, 2:48	17-27

STATISTICS

	AZ	MIN
First Downs	16	20
3rd Down Eff. (Pct)	0-10 (0)	5-14 (36)
Total Plays	55	70
Avg. Gain	4.9	5.0
Rushes-Yards	20-61	32-195
Net Passing Yards	208	216
Total Net Yards	269	411
Passing (A-C-I)	31-21-1	34-24-1
Sacked by Opp.	4-32	4-17
Punts-Average	6-48.0	5-45.0
Fumbles-Lost	1-1	1-1
Penalties	5-30	9-52
Time of Possession	25:45	34:15

Weather: Indoors

RUSHING

CARDS: D.Johnson 18-55, 1 TD; Edmonds 1-4; Coleman 1-2.
Vikings: Murray 24-155, TD; Boone 1-20; Cousins 4-14, TD; Diggs 1-9; Ham 1-1; Thomas 1-(-4).

PASSING

CARDS: Rosen 21-31, 240 yds, 0 TD, 1 INT.
Vikings: Cousins 24-34, 233, 1 TD, 1 INT.

RECEIVING

CARDS: Kirk 6-77; Seals-Jones 5-69; Fitzgerald 5-39; D.Johnson 2-15; Gresham 1-26; Nelson 1-9; C.Williams 1-9.
Vikings: Thielen 11-123, TD; Treadwell 4-38; Rudolph 4-37; Diggs 3-33; Murray 1-3; Cousins 1-(-1).

INTERCEPTIONS

CARDS: Boston 1-0.
Vikings: Harris 1-0.

CARDINALS 2018 GAME SUMMARIES

GAME 7 // BRONCOS 45, CARDINALS 10 // OCTOBER 18, 2018 // STATE FARM STADIUM (62,359)

In a Thursday night match-up in AZ, the Broncos started fast and never looked back. They recorded five takeaways and six different Denver players scored touchdowns. That included a pair of defenders who returned 1st quarter INTs for TD that contributed to a 35-point 1st half for Denver. The 45-10 victory upped the Broncos record to 3-4 while the loss dropped the Cards to 1-5 on the season.

The Cardinals' difficulties began almost immediately. On the game's 2nd play from scrimmage, QB Josh Rosen's pass was batted into the air at the line of scrimmage by Denver DE Derek Wolfe; LB Todd Davis hauled it in and returned the INT 20 yards for a TD. Following an Arizona punt, the Broncos offense took the field for the first time and moved from their own 23 to the AZ28 in 5 plays. On a 1st down play from there, WR Emmanuel Sanders took the ball on a reverse and ran to his right before lofting a pass into the end zone that WR Courtland Sutton dove to secure for a TD. Down 14-0, the Cards next drive advanced to the DEN25 thanks to Rosen completions to RB David Johnson, WR Larry Fitzgerald and TE Ricky Seals-Jones. They were stopped on 3rd-n-4 from there and came away with a 43-yard Phil Dawson FG that made it 14-3 with 5:23 in the opening quarter. That was as close as the Cards would get on this night. With just over 2 minutes left in the 1st quarter, the Cards faced a 3rd-n-1 at their own 46. Rosen targeted WR JJ Nelson who was knocked off his route and the ball was instead intercepted by Denver CB Chris Harris who took it 53 yards for a score. Up 21-3, Denver started its next drive on its own 35 early in the 2nd quarter. On the first play, Case Keenum would find a wide-open Sanders deep downfield for a 64-yard TD pass that made it 28-3. The only other points of the 1st half came in the final minute when RB Royce Freeman capped a 15-play, 70-yard drive with his 1-yard run that made it 35-3 at intermission.

The Broncos got the ball to start the 2nd half but CB Patrick Peterson snuffed out that drive with an INT off Keenum, the all-pro CB's 23rd career theft. On the ensuing series, the Cards turned in their best drive of the evening, an 11-play, 63-yard effort that ended when Rosen hit WR Larry Fitzgerald with a 4-yard TD pass. Trailing 35-10, the Cards had another chance to cut into the deficit after forcing a Denver 3-n-out. However, when AZ got the ball back, LB Von Miller forced a Rosen fumble that DE DeMarcus Walker recovered at the AZ43. Two plays later, RB Phillip Lindsay ran 28 yards for a TD that made it 42-10 with 3:23 left in the third. The game's final points came via a 41-yard Brandon McManus FG with 5:35 left in the game that made the final tally 45-10.

	1	2	3	4	OT	FINAL	FIELD GOAL BREAKDOWN
BRONCOS	21	14	7	3	--	45	B. McManus (41)
CARDINALS	3	0	7	0	--	10	P. Dawson (43)

TEAM	QTR.	TIME	SCORING PLAY	DRIVE	SCORE
Broncos	1	14:01	T.Davis 20-yard INT return (McManus kick)	--	7-0
Broncos	1	8:38	Sutton 28-yard pass from Sanders (McManus)	6-77, 3:41	14-0
CARDS	1	5:18	Dawson 43-yard FG	9-61, 3:20	14-3
Broncos	1	2:02	Harris 53-yard INT return (McManus kick)	--	21-3
Broncos	2	14:40	Sanders 64-yard pass from Keenum (McManus kick)	1-64, 0:11	28-3
Broncos	2	0:21	Freeman 1-yard run (McManus kick)	15-70, 6:39	35-3
CARDS	3	8:33	Fitzgerald 4-yard pass from Rosen (Dawson kick)	11-63, 4:11	35-10
Broncos	3	3:32	Lindsay 28-yard run (McManus kick)	3-43, 1:35	42-10
Broncos	4	5:35	McManus 41-yard FG	4-(-11), 2:13	45-10

STATISTICS

	DEN	AZ
First Downs	15	14
3rd Down Eff. (Pct)	5-13 (38)	4-14 (29)
Total Plays	55	66
Avg. Gain	5.6	3.4
Rushes-Yards	31-131	21-69
Net Passing Yards	178	154
Total Net Yards	309	223
Passing (A-C-I)	22-51-1	39-21-3
Sacked by Opp.	2-11	6-40
Punts-Average	6-43.5	6-50.7
Fumbles-Lost	0-0	3-2
Penalties	5-50	7-45
Time of Possession	30:49	29:11

Weather: Clear, 82 degrees, Humidity 27%, Winds North 6 mph.

RUSHING

Broncos: Lindsay 14-90, TD; Freeman 13-37; Keenum 4-4.

CARDS: D.Johnson 14-39; Rosen 1-14; Edmonds 5-9; Nelson 1-7.

PASSING

Broncos: Keenum 14-21, 161 yds, 1 TD, 1 INT; Sanders 1-1, 28, 1TD, 0 INT.

CARDS: Rosen 21-39, 194 yds, 1 TD, 3 INT.

RECEIVING

Broncos: Sanders 6-102, TD; D.Thomas 5-42; Sutton 1-28, TD; LaCosse 1-12; Lindsay 1-6; Booker 1-(-1).

CARDS: Fitzgerald 4-40, TD; C.Williams 4-34; Kirk 3-57; D.Johnson 3-31; Edmonds 3-12; Seals-Jones 2-12; Nelson 2-8.

INTERCEPTIONS

Broncos: C.Harris 1-53, TD; T.Davis 1-20, TD; Roby 1-0.

GAME 8 // CARDINALS 18, 49ERS 15 // OCTOBER 28, 2018 // STATE FARM STADIUM (61,923)

The Cardinals closed the first half of the season at home against the 49ers and trailed by 12 in the 4th quarter. But behind rookie QB Josh Rosen and on the shoulders of 15-year vet Larry Fitzgerald, they would rally to score 15 unanswered including the go-ahead TD with :34 left. It was Arizona's 8th straight win in the series vs San Fran and made for a successful debut for Byron Leftwich in his first game as offensive coordinator. It marked the first time since 1999 that the Cards overcame a 4th quarter deficit of 12+ points and upped the team's 2018 record to 2-6. Rosen became the NFL's first rookie QB to overcome a double-digit 4th quarter deficit since Andrew Luck and Russell Wilson both did it in 2012. In the pivotal final quarter Rosen was 12-18 for 15 yards with 2 TDs and 0 INTs (129.4 rating) while Fitzgerald caught 4 passes for 81 yards and a TD, adding another catch on a successful 2-point conversion.

While the game's finish was thrilling, its start was inauspicious for the Cards. Three plays after beginning their 2nd offensive series at their own 5, Rosen was flagged for intentional grounding in the end zone resulting in a safety. Later in the 1st half, AZ embarked on a long drive into San Fran territory. Rosen was 5-7 for 46 yards on the possession that would reach the SF8 and Phil Dawson's 31-yard FG ended the 12-play, 78-yard drive that made it 3-2. With 6:30 to go before halftime, Rosen was intercepted by San Fran S Jaquiski Tarta and the 23-yard return took it to the AZ12. A critical stand by the Cardinal defense ensued. S Budda Baker had a 5-yard tackle for loss on 1st down and DT Robert Nkemdiche tipped a pass at the line on 3rd down to force a 27-yard Robbie Gould FG that put the 49ers back up 5-3 at the half.

Eight minutes into the 3rd quarter, San Fran faced a 3rd-n-6 from its own 45 when C.J. Beathard hit Marquise Goodwin with a short crossing pass that the speedy WR took 55 yards for a TD. At the start of the 4th, the 49ers were threatening inside the 10 but the defense again held them to a short FG. Down 15-3 with 13:33 remaining, the Cards needed a spark. As usual, they got it from Fitzgerald whose 37-yard catch combined with a roughing the passer penalty quickly took it from the AZ37 to the SF13. Two plays later Fitz hauled in career TD #112 with a 13-yarder from Rosen that cut the deficit to 5. After forcing a 49ers punt, AZ took over at its own 17 with 6:52 remaining. That drive would end two minutes later when TE Jermaine Gresham fumbled at the end of a catch and run into SF territory; the Niners recovered at their own 30 with 4:44 to play and up 5. But a 3rd down sack split between Baker and DT Rodney Gunter forced a SF punt, after which the Cards took over at their own 27 with 2:16 left and one timeout. Rosen completed consecutive passes to Fitzgerald (11 & 20 yards) and a 19-yarder to Kirk moved it to the SF23 with 1:30 remaining. With :39 left, AZ faced a 3rd-n-goal from the 9 when Rosen fired to the back of the end zone. Kirk snared it at the end line, absorbed a huge hit, and held on for the go-ahead TD. Fitzgerald's grab on the 2-point try made it 18-15 and was punctuated by his 1st career celebratory spike. The 49ers would advance to the AZ45 before both time and their comeback hopes expired simultaneously.

	1	2	3	4	OT	FINAL	FIELD GOAL BREAKDOWN
49ERS	2	3	7	3	--	15	R. Gould (27) (20)
CARDINALS	0	3	0	15	--	18	P. Dawson (31)

TEAM	QTR.	TIME	SCORING PLAY	DRIVE	SCORE
Niners	1	4:07	Intentional grounding in end zone for safety	--	2-0
CARDS	2	10:23	Dawson 31-yard FG	12-78, 6:33	2-3
Niners	2	4:32	Gould 27-yard FG	4-3, 1:41	5-3
CARDS	3	6:22	Goodwin 55-yard pass from Beathard (Gould kick)	6-70, 1:34	12-3
Niners	4	13:33	Gould 20-yard FG	11-73, 6:14	15-3
CARDS	4	11:06	Fitzgerald 13-yard pass from Rosen (Dawson kick)	6-75, 2:27	15-10
CARDS	4	0:34	Kirk 9-yard pass from Rosen (Rosen-Fitzgerald pass)	12-73, 1:42	15-18

STATISTICS

	SF	AZ
First Downs	16	20
3rd Down Eff. (Pct)	5-14 (36)	6-14 (43)
Total Plays	63	64
Avg. Gain	4.2	5.0
Rushes-Yards	31-107	21-88
Net Passing Yards	160	233
Total Net Yards	267	321
Passing (A-C-I)	28-14-0	40-23-1
Sacked by Opp.	4-30	3-19
Punts-Average	7-40.7	5-45.8
Fumbles-Lost	2-0	1-1
Penalties	5-59	9-62
Time of Possession	32:19	27:41

Weather: Indoors.

RUSHING

Niners: Breida 16-42; Morris 6-28; Mostert 2-18; Juszczyk 2-10; Beathard 5-9.

CARDS: D.Johnson 16-59; Rosen 2-12; Edmonds 2-9; Nelson 1-8.

PASSING

Niners: Beathard 14-28, 190 yds, 1 TD, 0 INT.

CARDS: Rosen 23-40, 252 yds, 2 TD, 1 INT.

RECEIVING

Niners: Bourne 7-71; Kittle 5-57; Goodwin 1-55, TD; Taylor 1-7.

CARDS: Fitzgerald 8-102, TD; D.Johnson 4-41; Kirk 3-42, TD; Gresham 3-22; C.Williams 2-21; Seals-Jones 2-12; Edmonds 1-12.

INTERCEPTIONS

Niners: Tarta 1-23.

CARDS: None.

CARDINALS 2018 GAME SUMMARIES

GAME 9 // CHIEFS 26, CARDINALS 14 // NOVEMBER 11, 2018 // ARROWHEAD STADIUM (76,712)

The Cardinals traveled to Kansas City in week 10 to face a formidable Chiefs team that owned the NFL's best record (8-1) and #1 scoring unit (36.3 points/game). They would hold the KC offense 10 points and 103 yards beneath its season averages while limiting QB Patrick Mahomes to his lowest passing yardage total of the year. Early in the 4th, AZ was within 6 points and had the ball at its own 40. However, Chiefs LB Justin Houston sniffed out a Josh Rosen screen pass to David Johnson and his interception set up KC at the AZ31. Four plays later, RB Spencer Ware ran it in from 3 yards out to give the Chiefs a 12-point lead with 10 minutes remaining and the Cards would get no closer. For AZ, Johnson enjoyed his best game of the year with 98 rushing yards and 85 receiving along with a TD in each category. DE Chandler Jones had 2 of Arizona's 5 sacks of Mahomes who had not been taken down more than twice in any game previously. Larry Fitzgerald recorded all 50 of his receiving yards in the 2nd half, enabling him to pass Terrell Owens and move into 2nd place on the NFL's all-time receiving yardage list.

The Chiefs came out of the blocks blazing; on the game's first play, Mahomes hit WR Tyreek Hill with a 38-yard pass down the left sideline that took it to the AZ37. A play later, the two connected on a 37-yard strike down the middle that put KC up 7-0 just 56 seconds into the contest. The Cardinals shook that off and responded with a 12-play, 75-yard drive on which Johnson almost exclusively led the way; he ran 6 times for 24 yards and caught 2 passes for 20 including a TD grab on 3rd-n-goal from the 9. AZ also converted three 3rd downs on the drive and finished the game at 50% (7-14). After that game-tying TD, the Cards attempted a surprise on-side kick but could not corral the ball before it went out of bounds. Despite giving the potent Chiefs offense possession at the AZ 38, the AZ defense was able to limit KC to 3 with a 45-yard Harrison Butker FG. On the next Chiefs drive, Butker added another from 46 yards to put them up 13-7 early in the 2nd. The Chiefs threatened again on their next offensive series. After advancing to the AZ8, the defense pushed them back and they faced a 3rd-n-goal from the 14. On that play, however, Mahomes found Hill with a 14-yard strike in the middle of the end zone that put KC up 20-7 at intermission.

The Cards offense got the ball first coming out of the locker room and they took advantage. After returner T.J. Logan took the 2nd half-opening kickoff 36 yards to the AZ39, Rosen led a 12-play, 61-yard drive on which Johnson touched it 7 times (6 rushes, 1 reception) and the Cards converted on 3rd down three times. The last Johnson carry was a 1-yard TD run that made it 20-14. That 6-point difference remained until the Houston INT of the screen pass in the 4th that led to the subsequent Chiefs TD. Arizona's offense would get the ball back three more times but could not find the end zone.

	1	2	3	4	OT	FINAL	FIELD GOAL BREAKDOWN
CARDINALS	7	0	7	0	--	14	--
CHIEFS	14	6	0	6	--	26	H. Butker (45) (46)

TEAM	QTR.	TIME	SCORING PLAY	DRIVE	SCORE
Chiefs	1	14:04	T. Hill 37-yard pass from Mahomes (Butker kick)	3-75, 0:56	0-7
CARDS	1	8:03	D. Johnson 3-yard pass from Rosen (Dawson kick)	12-75, 6:01	7-7
Chiefs	1	3:00	Butker 45-yard FG	7-11, 5:03	7-10
Chiefs	2	12:29	Butker 46-yard FG	9-54, 3:58	7-13
Chiefs	2	5:31	T. Hill 14-yard pass from Mahomes (Butker kick)	9-73, 4:53	7-20
CARDS	3	7:48	D. Johnson 1-yard run (Dawson kick)	12-61, 7:12	14-20
Chiefs	4	10:14	Ware 3-yard run (pass failed)	4-31, 1:58	14-26

STATISTICS

	KC	AZ
First Downs	21	20
3rd Down Eff. (Pct)	7-14 (50)	4-11 (36)
Total Plays	69	56
Avg. Gain	3.8	5.9
Rushes-Yards	25-94	23-118
Net Passing Yards	166	212
Total Net Yards	260	330
Passing (A-C-I)	39-22-2	28-21-0
Sacked by Opp.	5-42	5-37
Punts-Average	5-49.4	5-46.6
Fumbles-Lost	1-0	1-0
Penalties	3-30	8-63
Time of Possession	31:47	28:13

Weather: Sunny and clear, 43 degrees, 51% humidity. Wind north 5 mph.

RUSHING

CARDS: D. Johnson 21-98, TD; Edmonds 2-7; Rosen 1-(-1); Nelson 1-(-10).
Chiefs: Hunt 16-71 Mahomes 4-21; Hill 1-20; Ware 2-6, TD.

PASSING

CARDS: Rosen 22-39, 208 yds, 1 TD, 2 INT.
Chiefs: Mahomes 21-28, 249 yds, 2 TD, 0 INT.

RECEIVING

CARDS: D. Johnson 7-85, TD; Fitzgerald 6-50; Seals-Jones 51; Logan 2-14; Kirk 2-8.
Chiefs: T.Hill 7-117, 2 TD; Kelce 6-46; Robinson 3-30; Hunt 2-25; Conley 1-22; Ware 1-7; Sherman 1-2.

INTERCEPTIONS

CARDS: None
Chiefs: Nelson 1-35; Houston 1-4

GAME 10 // RAIDERS 23, CARDINALS 21 // NOVEMBER 18, 2018 // STATE FARM STADIUM (62,435)

In a week 11 home game against Oakland, the Cardinals trailed by 6 heading into the final quarter but took the lead with 5:02 remaining thanks to Larry Fitzgerald's 2nd TD catch of the day from Josh Rosen. They could not hold that lead, however, as the Raiders went 63 yards in the final 1:53 and Daniel Carlson's 35-yard game-winner as time expired dropped the Cards to 2-8 on the season.

The Raiders benefitted from two 1st half interceptions, each of which they converted into a TD. On the 2nd snap of the game, Oakland CB Gareon Conley intercepted a Rosen pass and returned it 28 yards to the AZ32. Three plays later, Derek Carr found TE Jared Cook open on the right side for a 23-yard TD that made it 7-0. Cards returner T.J. Logan took the ensuing kickoff 32 yards to the AZ36 before the Cards launched a ground-heavy 9-play drive, 7 of which were runs (David Johnson 5-19, Chase Edmonds 2-14). The last play, however, was an 18-yard pass from Rosen to Fitzgerald that tied the game. The next Oakland drive went 3-n-out thanks to a Chandler Jones sack and the Cards then started at their own 35. Two plays later, they faced a 3rd-n-5 from their 41 when Rosen hit Kirk with a pass near the line of scrimmage; Kirk, who was celebrating his 22nd birthday, slipped a tackle and turned the short completion into a 59-yard score down the left sideline, making it 14-7. The 2nd play of the next AZ drive again saw the Raiders record an INT, this one when S Karl Joseph gathered a deflected pass and returned it to midfield. Seven plays later on 3rd-n-3 from the 5, Carr hit WR Brandon LaFell with a TD pass just inside the near pylon that tied the game at 14 midway thru the 2nd quarter. Each offense would possess the ball 3 more times but neither would put points on the board before halftime.

Oakland would score FGs on each of its two 3rd quarter drives. The first was a 49-yarder from Carlson that capped a 7-play, 44-yard drive and put the Raiders up 17-14. Late in the 3rd, they advanced inside the Cards 5 but were thrown for a loss on 3rd-n-goal at the 1; Carlson's 21-yarder put Oakland up 6 heading into the 4th quarter. With 7:39 to play, AZ took over at its own 20. A 10-yard Johnson run on the 1st play was immediately followed by his 53-yard burst down the left sideline to the OAK17. On 3rd-n-10 from there, Rosen threaded it to Kirk who tapped his toes at the 5; on the next snap, Rosen found Fitzgerald for the TD. The AZ defense forced a Raiders 3-n-out but the Cards responded with one of their own. A superb Andy Lee punt forced Oakland to start its own 2 and the Raiders again went 3-n-out. With 2:39 left, AZ took over at the OAK44 but an unnecessary roughness call against TE Jermaine Gresham was very costly and a holding penalty by TE Ricky Seals-Jones negated a 57-yard Johnson TD run. The result was a punt, after which the Raiders took over at their own 20 with 1:53 left and no timeouts. On 2nd-n-10 from the OAK31, Carr found WR Marcell Ateman with a 32-yard completion to the AZ37. Two plays later, a 20-yarder to WR Seth Roberts moved it to the 17 setting up Carlson's 35-yard game-winner.

	1	2	3	4	OT	FINAL	FIELD GOAL BREAKDOWN
RAIDERS	7	7	6	3	--	23	D. Carlson (49) (21) (35)
CARDINALS	14	0	0	7	--	21	--

TEAM	QTR.	TIME	SCORING PLAY	DRIVE	SCORE
Raiders	1	12:36	Cook 23-yard pass from Carr (Carlson kick)	3-33, 1:33	7-0
CARDS	1	6:14	Fitzgerald 18-yard pass from Rosen (McCrane kick)	9-64, 6:22	7-7
CARDS	1	0:16	Kirk 59-yard pass from Rosen (McCrane kick)	3-64, 1:40	7-14
Raiders	2	8:20	LaFell 5-yard pass from Carr (Carlson kick)	7-50, 3:37	14-14
Raiders	3	10:26	Carlson 49-yard FG	7-44, 4:34	17-14
Raiders	3	0:22	Carlson 21-yard FG	12-63, 7:39	20-14
CARDS	4	5:02	Fitzgerald 5-yard pass from Rosen (McCrane kick)	6-80, 2:37	20-21
Raiders	4	0:00	Carlson 35-yard FG	9-63, 1:53	23-21

STATISTICS

	OAK	AZ
First Downs	19	13
3rd Down Eff. (Pct)	5-15 (33)	3-11 (27)
Total Plays	68	52
Avg. Gain	4.8	5.4
Rushes-Yards	33-152	31-154
Net Passing Yards	173	128
Total Net Yards	325	282
Passing (A-C-I)	31-19-0	20-9-2
Sacked by Opp.	4-19	1-8
Punts-Average	8-45.1	8-52.3
Fumbles-Lost	1-0	1-0
Penalties	4-20	7-62
Time of Possession	36:01	23:59

Weather: Sunny and clear, 72 degrees, 20% humidity. Winds SE 3 mph.

RUSHING

Raiders: Richard 11-61; Martin 10-52; Washington 12-39.
CARDS: D. Johnson 25-137; Edmonds 5-17; Rosen 1-0.

PASSING

Raiders: Carr 19-31, 192 yds, 2 TD, 0 INT.
CARDS: Rosen 9-20, 136 yds, 3 TD, 2 INT.

RECEIVING

Raiders: Ateman 4-50; Roberts 4-38; Richard 3-32; Cook 3-31, 1 TD; LaFell 2-29, TD; Smith 2-6; Martin 1-6.
CARDS: Kirk 3-77, TD; Fitzgerald 2-23, 2 TD; D. Johnson 1-17; Gresham 1-8; Sherman 1-6; Seals-Jones 1-6.

INTERCEPTIONS

Raiders: Conley 1-28; Joseph 1-5.
CARDS: None.

CARDINALS 2018 GAME SUMMARIES

GAME 11 // CHARGERS 45, CARDINALS 10 // NOVEMBER 25, 2018 // STUBHUB CENTER (25,343)

The Cardinals came out of the blocks quickly on the road against the Chargers, jumping to a 10-0 lead after their first two offensive possessions. After that, however, LA dominated and scored 45 unanswered points. Chargers QB Philip Rivers set an NFL record with 25 consecutive passes to start the game and finished 28-29 for 259 yards and 3 TDs. His 96.8 completion percentage was also an NFL record. After missing the previous 2 games with a calf injury, Cards DT Robert Nkemdiche turned in his best game as a pro, finishing with 2.5 sacks and 8 tackles including 4 for losses. WR Larry Fitzgerald caught his 115th career TD and StubHub Center became the 41st NFL venue in which he recorded a regular season catch.

Arizona received the opening kickoff and marched right down the field. David Johnson ran the ball 4 times for 20 yards and Josh Rosen completed 4 of 4 passes for 56 yards. WR Christian Kirk's 17-yard reception moved it to the LA47 and Fitzgerald ended the game-opening drive with a 25-yard TD catch from Rosen. The Cards defense then forced the LA offense to go 3-n-out when defensive linemen Chandler Jones and Nkemdiche combined on 3rd down sack of Rivers. Kirk returned the ensuing punt 26 yards to the LA44 and that field position led to a 30-yard Phil Dawson FG that made it 10-0. On the 2nd play of the 2nd quarter, Rivers capped an 8-play, 58-yard drive with his 9-yard TD pass to WR Mike Williams that trimmed the AZ lead to 10-7. The next Chargers drive ended when DT Rodney Gunter forced a Rivers fumble that fellow D-lineman Benson Mayowa recovered at the LA35. The Cards failed to convert the takeaway into points as the drive stalled at the 28 and Dawson's 46-yard FG try missed to the left. From there, the Chargers moved 64 yards in 7 plays and Melvin Gordon's 28-yard TD run put them up 14-10 with 6:59 remaining in the half. On Arizona's next play from scrimmage, Rosen's pass to Kirk was picked off by LA safety Derwin James giving the ball to the Chargers at the AZ31. Four plays later, Gordon ran it in from 5 yards out to put LA up 21-10 with 4:16 remaining. Following a Cards three-n-out, LA took over at its own 20 with 1:45 remaining and 3 timeouts. That would be just enough time for the Chargers to move 80 yards in 10 plays and with :08 left, Williams caught his 2nd TD pass of the game – this one a 2-yard toe tapper that made it 28-10 at intermission.

The 3rd quarter was controlled almost entirely by the Chargers. They had the ball only twice but each drive consisted of 10+ plays and 70+ yards and together consumed 13:03. The first ended with Keenan Allen's 3-yard TD catch, the other a 2-yard run from RB Austin Ekeler's on the quarter's final play. Up 42-10 after 3, Rivers was removed and the game's only remaining score came via Badgley's 31-yard FG with 3:25 left. With the win, Los Angeles improved to 8-3 while the Cardinals fell to 2-9 on the season.

	1	2	3	4	OT	FINAL	FIELD GOAL BREAKDOWN
CARDINALS	10	0	0	0	--	10	P.Dawson (30) 46WL
CHARGERS	0	28	14	3	--	45	M.Badgley (31)

TEAM	QTR.	TIME	SCORING PLAY	DRIVE	SCORE
CARDS	1	10:20	Fitzgerald 25-yard pass from Rosen (Dawson kick)	9-76, 4:40	7-0
CARDS	1	4:22	Dawson 30-yard FG	8-32, 3:47	10-0
Chargers	2	14:12	M. Williams 9-yard pass from Rivers (Badgley kick)	8-58, 5:10	10-7
Chargers	2	6:59	Gordon 28-yard run (Badgley kick)	5-64, 2:41	10-14
Chargers	2	4:16	Gordon 5-yard run (Badgley kick)	4-31, 2:35	10-21
Chargers	2	0:08	M. Williams 2-yard pass from Rivers (Badgley kick)	10-80, 1:37	10-28
Chargers	3	8:01	Allen 4-yard pass from Rivers (Badgley kick)	11-77, 6:59	10-35
Chargers	3	0:00	Ekeler 2-yard run (Badgley kick)	10-73, 6:04	10-42
Chargers	4	3:25	Badgley 31-yard FG	9-62, 4:58	10-45

STATISTICS

	AZ	LAC
First Downs	10	30
3rd Down Eff. (Pct)	4-12 (33)	3-7 (43)
Total Plays	45	66
Avg. Gain	3.3	6.3
Rushes-Yards	24-62	30-178
Net Passing Yards	87	236
Total Net Yards	149	414
Passing (A-C-I)	19-12-1	32-28-0
Sacked by Opp.	2-18	4-23
Punts-Average	5-49.2	2-52.5
Fumbles-Lost	1-0	1-1
Penalties	3-35	4-30
Time of Possession	24:42	35:18

Weather: Sunny and clear, 74 degrees, 52% humidity. Wind north 3 mph.

RUSHING

CARDS: D.Johnson 17-63; Edmonds 5-0; Rosen 2-(-1).

Chargers: Gordon 10-61, 2 TD; Jackson 7-57; Ekeler 5-35, TD; Newsome 4-15; G.Smith 3-7; Rivers 1-3.

PASSING

CARDS: Rosen 12-19, 105 yds, 1 TD, 1 INT.

Chargers: Rivers 28-29, 259 yds, 3 TD, 0 INT.

RECEIVING

CARDS: Kirk 4-41; Fitzgerald 2-30, TD; D.Johnson 2-16; Sherfield 1-6; Seals-Jones 1-5; Logan 1-5; Gresham 1-2.

Chargers: Ekeler 10-68; K.Allen 7-72, TD; M.Williams 4-25, TD; Benjamin 3-47; Gordon 2-5; Culkin 1-24; Gates 1-18.

INTERCEPTIONS

CARDS: None.

Chargers: D.James 1-3.

ARIZONA CARDINALS 2018 TEAM STATS

Won 2, Lost 9

9/9/2018	L	6-24	Washington Redskins
9/16/2018	L	0-34	at Los Angeles Rams
9/23/2018	L	14-16	Chicago Bears
9/30/2018	L	17-20	Seattle Seahawks
10/7/2018	W	28-18	at San Francisco 49ers
10/14/2018	L	17-27	at Minnesota Vikings
10/18/2018	L	10-45	Denver Broncos
10/28/2018	W	18-15	San Francisco 49ers
11/11/2018	L	14-26	at Kansas City Chiefs
11/18/2018	L	21-23	Oakland Raiders
11/25/2018	L	10-45	at Los Angeles Chargers

Total First Downs

	Arizona	Opponent
Rushing	154	247
Passing	50	92
Penalty	88	133
3rd Down: Made/Att	16	22
3rd Down Pct.	38/129	56/143
4th Down: Made/Att	29.5%	39.2%
4th Down Pct.	2/9	6/11
Possession Avg.	22.2%	54.5%
Total Net Yards	25:40	34:20
Avg. Per Game	2557	4011
Total Plays	232.5	364.6
Avg. Per Play	598	743
Net Yards Rushing	4.3	5.4
Avg. Per Game	850	1593
Total Rushes	77.3	144.8
Net Yards Passing	241	354
Avg. Per Game	1707	2418
Sacked/Yards Lost	155.2	219.8
Gross Yards	30/214	37/244
Attempts/Completions	1921	2662
Completion Pct.	327/187	352/243
Had Intercepted	57.2%	69.0%
Punts/Average	15	6
Net Punting Avg.	65/48.8	50/45.7
Penalties/Yards	41.8	39.7
Fumbles/Ball Lost	68/505	73/553
Touchdowns	14/7	17/7
Rushing	20	34
Passing	6	16
Returns	12	16
	2	2

Score By Periods

	Q1	Q2	Q3	Q4	OT	Pts
Team	58	27	14	56	0	155
Opponents	63	108	76	46	0	293

Scoring

	TD	Ru	Pa	Rt	PAT	FG	2Pt	Pts
D.Johnson	8	6	2	0	0/0	0/0	0	48
L.Fitzgerald	5	0	5	0	0/0	0/0	1	32
P.Dawson	0	0	0	0	15/15	5/8	0	30
C.Kirk	3	0	3	0	0/0	0/0	0	18
J.Bynes	1	0	0	1	0/0	0/0	0	6
R.Seals-Jones	1	0	1	0	0/0	0/0	0	6
B.Baker	1	0	0	1	0/0	0/0	0	6
C.Williams	1	0	1	0	0/0	0/0	0	6
M.McCrane	0	0	0	0	3/3	0/0	0	3
Team	20	6	12	2	18/18	5/8	1	155
Opponents	34	16	16	2	27/27	18/22	3	293

2-Pt. Conversions: Team 1/ 2, Opponents: 3/ 7

Sacks: C.Jones 11.0, R.Nkemdiche 4.5, Z.Moore 3.0, B.Mayowa 3.0, R.Gunter 2.5, H.Reddick 2.0, J.Bynes 2.0, B.Baker 2.0, A.Bethea 2.0, C.Peters 2.0, M.Golden 1.5, P.Peterson 1.0, B.Benwikere 0.5 **Team: 37.0, Opponents: 30.0**

Rushing	No.	Yds	Avg	Long	TD
D.Johnson	185	692	3.7	53	6
C.Edmonds	34	85	2.5	9	0
J.Rosen	13	46	3.5	14	0
C.Kirk	2	12	6.0	7	0
S.Bradford	2	7	3.5	8	0
J.Nelson	3	5	1.7	8	0
D.Coleman	2	3	1.5	2	0
Team	241	850	3.5	53	6
Opponents	354	1593	4.5	34	16

Receiving	No.	Yds	Avg	Long	TD
L.Fitzgerald	44	460	10.5	37	5
C.Kirk	40	536	13.4	75t	3
D.Johnson	34	325	9.6	30	2
R.Seals-Jones	26	277	10.7	40	1
C.Edmonds	13	63	4.8	12	0
C.Williams	11	113	10.3	22t	1
J.Gresham	8	78	9.8	26	0
J.Nelson	4	21	5.3	9	0
T.Logan	3	19	6.3	10	0
D.Coleman	2	17	8.5	12	0
T.Sherfield	2	12	6.0	6	0
Team	187	1921	10.3	75t	12
Opponents	243	2662	11.0	64t	16

Interceptions	No.	Yds	Avg	Long	TD
T.Boston	3	9	3.0	9	0
P.Peterson	2	0	0.0	0	0
B.Benwikere	1	21	21.0	21	0
Team	6	30	5.0	21	0
Opponents	15	190	12.7	53t	2

Punting	No	Yds	Avg	Net	TB	In	Lg	B
A.Lee	65	3171	48.8	41.8	5	17	61	0
Team	65	3171	48.8	41.8	5	17	61	0
Opponents	50	2283	45.7	39.7	7	20	61	0

Punt Returns	Ret	FC	Yds	Avg	Long	TD
C.Kirk	18	17	150	8.3	44	0
P.Peterson	1	0	7	7.0	7	0
Team	19	17	157	8.3	44	0
Opponents	35	13	351	10.0	60	0

Kickoff Returns	No.	Yds	Avg	Long	TD
T.Logan	12	296	24.7	36	0
B.Williams	10	192	19.2	29	0
C.Edmonds	1	13	13.0	13	0
Team	23	501	21.8	36	0
Opponents	20	441	22.1	40	0

Field Goals	1-19	20-29	30-39	40-49	50+
P.Dawson	0/ 0	2/ 2	2/ 2	1/ 3	0/ 1
Team	0/ 0	2/ 2	2/ 2	1/ 3	0/ 1
Opponents	0/ 0	5/ 5	4/ 5	8/ 10	1/ 2

Fumbles Lost: S.Bradford 2, D.Johnson 2, J.Rosen 2, J.Gresham 1 **Total: 7**

Opponent Fumble Recoveries: C.Peters 1, P.Peterson 1, J.Bynes 1, C.Jones 1, B.Mayowa 1, T.Boston 1, B.Baker 1 **Total: 7**

Passing	Att	Cmp	Yds	Cmp%	Yds/Att	TD	TD%	Int	Int%	Long	Sack	Lost	Rating
J.Rosen	247	137	1521	55.5%	6.2	10	4.0%	11	4.5%	75t	24/	181	68.9
S.Bradford	80	50	400	62.5%	5.0	2	2.5%	4	5.0%	35t	6/	33	62.5
Team	327	187	1921	57.2%	5.9	12	3.7%	15	4.6%	75t	30/	214	67.3
Opponents	352	243	2662	69.0%	7.6	16	4.5%	6	1.7%	64t	37/	244	99.2

ARIZONA CARDINALS 2018 DEFENSIVE STATS

(BASED ON COACHES FILM REVIEW)

Name	TT	UT	AT	TFL	Sacks/Yds	INT	PD	FF	FR	QB PRS	QB HITS	SPECIAL TEAMS					
												TT	UT	AT	FF	FR	BP/K
Antoine Bethea	97	80	17	4	2/13	-	3	1	-	4	4	-	-	-	-	-	-
Josh Bynes	78	55	23	6	2/22	-	6	-	1	1	4	-	-	-	-	-	-
Budda Baker	76	60	16	8	2/28	-	2	-	1	3	3	5	1	4	-	-	-
Tre Boston	62	51	11	-	-	3	7	1	1	1	2	-	-	-	-	-	-
Haason Reddick	59	37	22	5	2/24	-	5	1	-	1	3	2	-	2	-	-	-
Bene Benwikere	45	34	11	2	.5/15	1	2	1	-	-	-	2	2	-	-	-	-
Patrick Peterson	43	35	8	2	1/0	2	4	-	1	-	-	-	-	-	-	-	-
Chandler Jones	41	30	11	10	11/58	-	5	3	1	17	17	-	-	-	-	-	-
Corey Peters	35	21	14	6	2/9	-	1	-	1	6	3	-	-	-	-	-	-
Robert Nkemdiche	33	23	10	12	4.5/20	-	1	1	-	6	8	-	-	-	-	-	-
Rodney Gunter	31	23	8	10	2.5/16	-	1	2	-	5	10	-	-	-	-	-	-
Benson Mayowa	28	18	10	9	3/20	-	2	-	1	8	10	-	-	-	-	-	-
Markus Golden	23	18	5	3	1.5/12	-	2	-	-	6	4	-	-	-	-	-	-
Gerald Hodges	22	19	3	1	-	-	-	-	-	-	1	5	3	2	-	-	-
Deone Bucannon	20	16	4	-	-	-	1	1	-	3	1	2	2	-	-	-	-
Olsen Pierre	16	6	10	2	-	-	-	-	-	2	1	-	-	-	-	-	-
Jamar Taylor	16	13	3	-	-	-	3	-	-	-	-	-	-	-	-	-	-
Zach Moore	10	8	2	4	3/22	-	-	-	-	3	4	-	-	-	-	-	-
Leonard Johnson	8	7	1	-	-	-	-	-	-	-	-	-	-	-	-	-	-
Rudy Ford	4	2	2	-	-	-	-	-	-	-	-	7	6	1	-	-	-
David Amerson	2	2	-	-	-	-	-	-	-	-	-	-	-	-	-	-	-
Garrison Smith	2	2	-	1	-	-	-	-	-	-	-	-	-	-	-	-	-
Jacques Smith	2	1	1	-	-	-	-	-	-	-	1	-	-	-	-	-	-
Ifeadi Odenigbo	1	-	1	-	-	-	-	-	-	-	-	-	-	-	-	-	-
Zeke Turner	-	-	-	-	-	-	-	-	-	-	-	17	15	2	-	-	-
Dennis Gardeck	-	-	-	-	-	-	-	-	-	-	-	7	4	3	-	-	-
Derrick Coleman	-	-	-	-	-	-	-	-	-	-	-	7	6	1	-	-	-
Joe Walker	-	-	-	-	-	-	-	-	-	-	-	5	4	1	-	-	-
Chase Edmonds	-	-	-	-	-	-	-	-	-	-	-	5	3	2	-	-	-
Brandon Williams	-	-	-	-	-	-	-	-	-	-	-	4	3	1	-	-	-
Trent Sherfield	-	-	-	-	-	-	-	-	-	-	-	2	1	1	-	-	-
Andy Lee	-	-	-	-	-	-	-	-	-	-	-	1	1	-	-	-	-
Aaron Brewer	-	-	-	-	-	-	-	-	-	-	-	1	-	1	-	-	-
Eddie Pleasant	-	-	-	-	-	-	-	-	-	-	-	1	1	-	-	-	-
Deatrick Nichols	-	-	-	-	-	-	-	-	-	-	-	1	1	-	-	-	-

Miscellaneous:

Josh Bynes: 23-yard fumble return for a TD @ San Francisco, October 7

Budda Baker: 36-yard fumble return for a TD @ Minnesota, October 14

2018 ARIZONA CARDINALS REGULAR SEASON GAME-BY-GAME OFFENSIVE STATS

	9/9 vs. Was	9/16 @ LAR	9/23 vs. Chi	9/30 vs. Sea	10/7 @ SF	10/14 @ Min	10/18 vs. Den	10/28 vs. SF	11/11 @ KC	11/18 vs. Oak	11/25 @ LAC	12/2 @ GB	12/9 vs. Det	12/16 @ Atl	12/23 vs. LAR	12/30 @ Sea	Totals
Points	6	0	14	17	28	17	10	18	14	21	10						155
1st Qtr	0	0	14	0	7	3	3	0	7	14	10						58
2nd Qtr	0	0	0	10	7	7	0	3	0	0	0						27
3rd Qtr	0	0	0	0	0	0	7	0	7	0	0						14
4th Qtr	6	0	0	7	14	7	0	15	0	7	0						56
Overtime	0	0	0	0	0	0	0	0	0	0	0						0
TDs (Ru-P-Ret)	1-0-0	0-0-0	0-2-0	1-1-0	2-1-1	1-0-1	0-1-0	0-2-0	1-1-0	0-3-0	0-1-0						6-12-2
PATs (M/A)	0-0	0-0	2-2	2-2	4-4	2-2	1-1	1-1	2-2	3-3	1-1						18-18
2PT Convs (M/A)	0-1	0-0	0-0	0-0	0-0	0-0	0-0	1-1	0-0	0-0	0-0						1-2
FGs (M/A)	0-0	0-0	0-0	1-3	0-0	1-1	1-1	1-1	0-0	0-0	1-2						5-8
Safeties	0	0	0	0	0	0	0	1	0	0	0						1
First Downs	14	5	13	18	10	16	14	20	21	13	10						154
Rushing	7	1	3	6	4	5	4	3	7	5	5						50
Passing	6	4	8	9	5	9	8	15	13	7	4						88
Penalty	1	0	2	3	1	2	2	2	1	1	1						16
3rd Down Conv (M/A)	1-8	3-12	3-10	5-12	2-12	0-10	4-14	6-14	7-14	3-11	4-12						38-129
3rd Down Conv Pct	12.5%	25.0%	30.0%	41.7%	16.7%	0.0%	28.6%	42.9%	50.0%	27.3%	33.3%						29.5%
4th Down Conv (M/A)	0-1	1-1	0-1	0-0	0-0	0-2	0-1	0-0	1-2	0-0	0-1						2-9
4th Down Conv Pct	0.0%	100.0%	0.0%	0.0%	0.0%	0.0%	0.0%	0.0%	50.0%	0.0%	0.0%						22.2%
Red Zone Conv (M/A)	1-2	0-0	0-0	2-3	2-2	1-3	1-1	2-3	2-2	2-2	0-1						13-19
Red Zone Conv Pct	50.0%	0.0%	0.0%	66.7%	100.0%	33.3%	100.0%	66.7%	100.0%	100.0%	0.0%						68.4%
Goal to Go Conv (M/A)	1-2	0-0	0-0	1-1	1-1	1-2	1-1	1-1	1-1	1-1	0-0						8-10
Goal to Go Conv Pct	50.0%	0.0%	0.0%	100.0%	100.0%	50.0%	100.0%	100.0%	100.0%	100.0%	0.0%						80.0%
Total Net Yards	213	137	221	263	220	269	223	321	260	282	149						2557
Total Off. Plays	51	43	48	56	49	55	66	64	69	52	45						598
Avg. Gain Per Play	4.2	3.2	4.6	4.7	4.5	4.9	3.4	5.0	3.8	5.4	3.3						4.3
Net Yards Rushing	68	54	53	92	56	61	69	88	94	154	62						850
Total Rushing Plays	15	15	18	28	23	20	21	21	25	31	24						241
Avg. Gain Per Rush	4.5	3.6	2.9	3.3	2.4	3.1	3.3	4.2	3.8	5.0	2.6						3.5
Net Yards Passing	145	83	168	171	164	208	154	233	166	128	87						1707
Times Sacked	2	1	4	1	1	4	6	3	5	1	2						30
Yards Lost on Sacks	8	7	25	9	6	32	40	19	42	8	18						214
Gross Yards Passing	153	90	193	180	170	240	194	252	208	136	105						1921
Pass Attempts	34	27	26	27	25	31	39	40	39	20	19						327
Pass Completions	20	17	17	15	10	21	21	23	22	9	12						187
Completion Pct	58.8%	63.0%	65.4%	55.6%	40.0%	67.7%	53.9%	57.5%	56.4%	45.0%	63.2%						57.2%
Avg. Gain Per Pass	4.0	3.0	5.6	6.1	6.3	5.9	3.4	5.4	3.8	6.1	4.1						4.8
Interceptions	1	1	3	0	0	1	3	1	2	2	1						15
Fumbles / Fum. Lost	1-1	0-0	2-1	2-1	1-0	1-1	3-2	1-1	1-0	1-0	1-0						14-7
Penalties	9	9	6	5	5	5	7	9	3	7	3						68
Penalty Yards	67	47	43	38	46	30	45	62	30	62	35						505
Punts	5	8	4	5	8	6	6	5	5	8	5						65
Gross Punting Average	52.6	50.4	50.8	50.6	39.6	48.0	50.7	45.8	49.4	52.3	49.2						48.8
Touchbacks	1	0	1	0	0	0	0	0	1	1	1						5
Inside20	3	1	1	1	5	1	1	1	1	2	0						17
Punts Blocked	0	0	0	0	0	0	0	0	0	0	0						0
Net Punting Average	46.2	33.8	39.8	42.8	39.3	43.7	46.8	39.4	45.4	45.9	39.6						41.8
Punt Returns	2	0	2	1	1	3	2	0	3	4	1						19
Punt Return Yards	44	0	7	0	0	17	17	0	8	38	26						157
Punt Return Avg.	22.0	0.0	3.5	0.0	0.0	5.7	8.5	0.0	2.7	9.5	26.0						8.3
Fair Catches	2	0	0	1	1	1	4	5	1	2	0						17
Kickoff Returns	0	3	0	2	0	3	5	0	3	1	6						23
Kickoff Return Yards	0	49	0	55	0	60	77	0	89	32	139						501
Kickoff Return Avg.	0.0	16.3	0.0	27.5	0.0	20.0	15.4	0.0	29.7	32.0	23.2						21.8
Time of Possession	21:52	25:52	23:39	28:14	19:48	25:38	29:11	27:41	31:47	23:59	24:42						25:40
Kickoffs-EZ-TB	2-1-0	1-1-0	3-3-3	4-1-1	5-4-3	4-3-3	3-1-1	5-4-3	3-0-0	4-3-2	3-1-0						37-22-16

2018 ARIZONA CARDINALS REGULAR SEASON GAME-BY-GAME DEFENSIVE STATS

	9/9 vs. Was	9/16 @ LAR	9/23 vs. Chi	9/30 vs. Sea	10/7 @ SF	10/14 @ Min	10/18 vs. Den	10/28 vs. SF	11/11 @ KC	11/18 vs. Oak	11/25 @ LAC	12/2 @ GB	12/9 vs. Det	12/16 @ Atl	12/23 vs. LAR	12/30 @ Sea	Totals
Points	24	34	16	20	18	27	45	15	26	23	45						293
1st Qtr	0	0	0	7	6	10	21	2	10	7	0						63
2nd Qtr	21	19	3	0	0	3	14	3	10	7	28						108
3rd Qtr	0	8	10	10	0	14	7	7	0	6	14						76
4th Qtr	3	7	3	3	12	0	3	3	6	3	3						46
Overtime	0	0	0	0	0	0	0	0	0	0	0						0
TDs (Ru-P-Ret)	1-2-0	3-1-0	1-0-0	2-0-0	1-2-0	2-1-0	2-2-2	0-1-0	1-2-0	0-2-0	3-3-0						16-16-2
PATs (M/A)	3-3	1-1	1-1	2-2	0-0	3-3	6-6	1-1	2-2	2-2	6-6						27-27
2PT Convs (M/A)	0-0	3-3	0-0	0-0	0-3	0-0	0-0	0-0	0-1	0-0	0-0						3-7
FGs (M/A)	1-1	1-1	3-4	2-4	0-1	2-2	1-1	2-2	2-2	3-3	1-1						18-22
Safeties	0	0	0	0	0	0	0	0	0	0	0						0
First Downs	30	24	21	19	33	20	15	16	20	19	30						247
Rushing	10	8	7	11	9	8	6	5	8	9	11						92
Passing	13	14	11	6	22	12	8	9	12	9	17						133
Penalty	7	2	3	2	2	0	1	2	0	1	2						22
3rd Down Conv (M/A)	6-13	8-15	5-14	0-10	10-17	5-14	5-13	5-14	4-11	5-15	3-7						56-143
3rd Down Conv Pct	46.2%	53.3%	35.7%	0.0%	58.8%	35.7%	38.5%	35.7%	36.4%	33.3%	42.9%						39.2%
4th Down Conv (M/A)	1-1	1-3	1-1	1-2	1-2	0-1	0-0	0-0	0-0	0-0	1-1						6-11
4th Down Conv Pct	100.0%	33.3%	100.0%	50.0%	50.0%	0.0%	0.0%	0.0%	0.0%	0.0%	100.0%						54.6%
Red Zone Conv (M/A)	3-4	4-6	1-3	1-2	3-3	2-3	1-2	0-2	2-4	1-3	5-6						23-38
Red Zone Conv Pct	75.0%	66.7%	33.3%	50.0%	100.0%	66.7%	50.0%	0.0%	50.0%	33.3%	83.3%						60.5%
Goal to Go Conv (M/A)	1-1	2-3	1-2	1-1	3-3	1-1	1-1	0-1	2-2	0-1	5-5						17-21
Goal to Go Conv Pct	100.0%	66.7%	50.0%	100.0%	100.0%	100.0%	100.0%	0.0%	100.0%	0.0%	100.0%						81.0%
Total Net Yards	429	432	316	331	447	411	309	267	330	325	414						4011
Total Off. Plays	75	67	69	62	92	70	55	63	56	68	66						743
Avg. Gain Per Play	5.7	6.4	4.6	5.3	4.9	5.9	5.6	4.2	5.9	4.8	6.3						5.4
Net Yards Rushing	182	90	122	171	147	195	131	107	118	152	178						1593
Total Rushing Plays	42	33	31	34	34	32	31	31	23	33	30						354
Avg. Gain Per Rush	4.3	2.7	3.9	5.0	4.3	6.1	4.2	3.5	5.1	4.6	5.9						4.5
Net Yards Passing	247	342	194	160	300	216	178	160	212	173	236						2418
Times Sacked	3	2	3	2	4	4	2	4	5	4	4						37
Yards Lost on Sacks	8	12	26	12	49	17	11	30	37	19	23						244
Gross Yards Passing	255	354	220	172	349	233	189	190	249	192	259						2662
Pass Attempts	30	32	35	26	54	34	22	28	28	31	32						352
Pass Completions	21	24	24	19	34	24	15	14	21	19	28						243
Completion Pct	70.0%	75.0%	68.6%	73.1%	63.0%	70.6%	68.2%	50.0%	75.0%	61.3%	87.5%						69.0%
Avg. Gain Per Pass	7.5	10.1	5.1	5.7	5.2	5.7	7.4	5.0	6.4	4.9	6.6						6.2
Interceptions	0	1	1	0	2	1	1	0	0	0	0						6
Fumbles / Fum. Lost	3-1	0-0	1-1	3-0	4-3	1-1	0-0	2-0	1-0	1-0	1-1						17-7
Penalties	9	5	7	8	9	9	5	5	8	4	4						73
Penalty Yards	63	49	45	57	65	52	50	59	63	20	30						553
Punts	4	2	3	4	4	5	6	7	5	8	2						50
Gross Punting Average	46.5	51.0	52.7	47.5	44.3	45.0	43.5	40.7	46.6	45.1	52.5						45.7
Touchbacks	0	1	1	1	1	0	0	0	1	2	0						7
Inside20	2	1	1	2	1	2	2	4	3	1	1						20
Punts Blocked	0	0	0	0	0	0	0	0	0	0	0						0
Net Punting Average	35.5	41.0	43.7	42.5	39.3	41.6	40.7	40.7	41.0	35.4	39.5						39.7
Punt Returns	2	6	2	4	3	3	3	4	2	4	2						35
Punt Return Yards	12	133	24	39	3	26	23	32	0	31	28						351
Punt Return Avg.	6.0	22.2	12.0	9.8	1.0	8.7	7.7	8.0	0.0	7.8	14.0						10.0
Fair Catches	2	1	1	1	1	2	1	1	0	1	2						13
Kickoff Returns	2	1	0	3	2	1	2	2	2	2	3						20
Kickoff Return Yards	24	22	0	65	61	17	38	52	22	53	87						441
Kickoff Return Avg.	12.0	22.0	0.0	21.7	30.5	17.0	19.0	26.0	11.0	26.5	29.0						22.1
Time of Possession	38:08	34:08	36:21	31:46	40:12	34:22	30:49	32:19	28:13	36:01	35:18						34:20
Kickoffs-EZ-TB	5-5-5	5-2-2	5-5-5	4-3-2	4-3-3	6-5-3	8-6-3	4-4-4	6-3-3	5-4-4	8-4-2						60-44-36

THE LAST TIME // REGULAR SEASON

RUSHING

200 Yards Rushing

By Cardinals: 228, Beanie Wells at St. Louis, Nov. 27, 2011 (27 att., TD)
By Opponent: 228, Clinton Portis at Denver, Dec. 29, 2002 (24 att., 2 TD)

150 Yards Rushing

By Cardinals: 159, Adrian Peterson at San Francisco, Nov. 5, 2017 (37 att., 0 TD)
By Opponent: 155, Latavius Murray at Minnesota, Oct. 14, 2018 (24 att., TD)

100 Yards Rushing

By Cardinals: 137, David Johnson vs. Oakland, Nov. 18, 2018 (25 att. 0 TD)
By Opponent: 155, Latavius Murray at Minnesota, Oct. 14, 2018 (24 att., TD)

Two 100-Yard Rushers

By Cardinals: 126 yards, Ottis Anderson/102 yards, Wayne Morris at New Orleans, Oct. 5, 1980
By Opponent: 128 yards, Marshawn Lynch/108 yards, Robert Turbin at Seattle, Dec. 9, 2012

Three Rushing Touchdowns

By Cardinals: David Johnson at Seattle, Dec. 24, 2016 (2, 1, 1 yard)
By Opponent: Todd Gurley at LA Rams, Sept. 16, 2018 (11, 1, 2 yards)

Two Rushing Touchdowns

By Cardinals: David Johnson at San Francisco, Oct. 7, 2018 (2, 6 yards)
By Opponent: Melvin Gordon at LA Chargers, Nov. 25, 2018 (28, 5 yards)

PASSING

500 Yards Passing

By Cardinals: 522, Boomer Esiason at Washington, Nov. 10, 1996-OT (35 comp., 59 att.)
By Opponent: Never happened

400 Yards Passing

By Cardinals: 421, Carson Palmer at Pittsburgh, Oct. 18, 2015 (29 comp., 45 att.)
By Opponent: 411, Nick Foles vs. Philadelphia, Oct. 26, 2014 (36 comp., 62 att.)

300 Yards Passing

By Cardinals: 357, Carson Palmer vs. San Francisco, Oct. 1, 2017 (33 comp., 51 att.)
By Opponent: 349, C.J. Beathard at San Francisco, Oct. 7, 2018 (34 comp., 54 att.)

Six Touchdown Passes

By Cardinals: Charley Johnson vs. New Orleans, Nov. 2, 1969 (32, 14, 28, 31, 26, 14 yards)
By Opponent: Brett Favre at NY Jets, Sept. 28, 2008 (12, 34, 2, 17, 40, 24 yards)

Five Touchdown Passes

By Cardinals: Kurt Warner at Chicago, Nov. 8, 2009 (11, 6, 17, 15, 4 yards)
By Opponent: Brett Favre (6) at NY Jets, Sept. 28, 2008 (12, 34, 2, 17, 40, 24 yards)

Four Touchdown Passes

By Cardinals: Carson Palmer vs. Cincinnati, Nov. 22, 2015 (18, 64, 18, 16 yards)
By Opponent: Carson Wentz at Philadelphia, Oct. 8, 2017 (15, 11, 59, 72 yards)

Three Touchdown Passes

By Cardinals: Josh Rosen vs. Oakland, Nov. 18, 2018 (18, 59, 5 yards)
By Opponent: Philip Rivers at LA Chargers, Nov. 25, 2018 (9, 2, 4 yards)

RECEIVING

200 Yards Receiving

By Cardinals: 217, Anquan Boldin at Detroit, Sept. 7, 2003 (10 receptions, 2 TD)
By Opponent: 226, Demaryius Thomas at Denver, Oct. 5, 2014 (8 rec., 2 TD)

150 Yards Receiving

By Cardinals: 196, John Brown at Pittsburgh, Oct. 18, 2015 (10 rec.)
By Opponent: 159, Brandin Cooks at LA Rams, Sept. 16, 2018 (7 rec.)

100 Yards Receiving

By Cardinals: 102, Larry Fitzgerald vs. San Francisco, Oct. 28, 2018 (8 rec.)
By Opponent: 117, Tyreek Hill at Kansas City, Nov. 11, 2018 (7 rec., 2 TD)

Two 100-Yard Receivers

By Cardinals: 133, Larry Fitzgerald (12 rec.), 101, Michael Floyd (5 rec.) vs. San Francisco, Nov. 13, 2016
By Opponent: 139, Luke Willson (3 rec., 2 TD), 113, Doug Baldwin (7 rec.), vs. Seattle, Dec. 21, 2014

Four Receiving Touchdowns

By Cardinals: Roy Green vs. Seattle, Nov. 13, 1983 (15, 23, 7, 63 yards)
By Opponent: Earnest Gray vs. NY Giants, Sept. 7, 1980 (10, 37, 42, 20 yards)

Three Receiving Touchdowns

By Cardinals: Larry Fitzgerald at Chicago, Sept. 20, 2015 (8, 28, 9 yards)
By Opponent: Greg Olsen at Chicago, Nov. 8, 2009 (33, 3, 20 yards)

Two Receiving Touchdowns

By Cardinals: Larry Fitzgerald vs. Oakland, Nov. 18, 2018 (18, 5 yards)
By Opponent: Mike Williams at LA Chargers, Nov. 25, 2018 (37, 14 yards)

10 or More Receptions in a Game

By Cardinals: Larry Fitzgerald (10 for 98 yards) vs. LA Rams, Dec. 3, 2017
By Opponent: Austin Ekeler (10 for 68 yards) at LA Chargers, Nov. 25, 2018

COMBOS

100-Yard Rusher/100-Yard Receiver

By Cardinals: Adrian Peterson, 134 rushing yards/Larry Fitzgerald, 138 receiving yards vs. Tampa Bay, Oct. 15, 2017
By Opponent: Latavius Murray, 155 rushing yards/Adam Thielen, 123 receiving yards at Minnesota, Oct. 14, 2018

100-Yard Rusher/Two 100-Yard Receivers

By Cardinals: Johnny Johnson, 103 rushing yards/Ernie Jones, 117 receiving yards/Roy Green, 120 receiving yards vs. Green Bay, Nov. 18, 1990
By Opponent: Marshawn Lynch, 113 rushing yards/Luke Willson, 139 receiving yards/Doug Baldwin, 113 receiving yards vs. Seattle, Dec. 21, 2014

100-Yard Rusher/100-Yard Receiver/300-Yard Passer

By Cardinals: Chris Johnson, 109 rushing yards/Michael Floyd, 106 receiving yards/Carson Palmer 374 passing yards at Cleveland, Nov. 1, 2015
By Opponent: Marshawn Lynch, 113 rushing yards/Luke Willson, 139 receiving yards/Doug Baldwin, 113 receiving yards/Russell Wilson, 339 passing yards vs. Seattle, Dec. 21, 2014

Two 100-Yard Receivers/300-Yard Passer

By Cardinals: Larry Fitzgerald, 133; Michael Floyd, 101; Carson Palmer, 376, vs. San Francisco, Nov. 13, 2016
By Opponent: Luke Willson, 139; Doug Baldwin, 113; Russell Wilson, 339, vs. Seattle, Dec. 21, 2014

SCORING

Four Total Touchdowns

By Cardinals: Ronald Moore vs. LA Rams, Dec. 5, 1993 (4 rush)
By Opponent: Brian Westbrook at Philadelphia, Nov. 27, 2008 (2 rush, 2 rec.)

Three Total Touchdowns

By Cardinals: David Johnson at Seattle, Dec. 24, 2016 (3 rush)
By Opponent: Todd Gurley at LA Rams, Sept. 16, 2018 (3 rush)

Two-Point Conversion

By Cardinals: Larry Fitzgerald reception vs. San Francisco, Oct. 28, 2018
By Opponent: Malcolm Brown reception at LA Rams, Sept. 16, 2018

Safety

By Cardinals: Calais Campbell sacked Blaine Gabbert in end zone at San Francisco, Oct. 6, 2016
By Opponent: Intentional grounding by Josh Rosen in end zone vs. San Francisco, Oct. 28, 2018

KICKING

Six Field Goals

By Cardinals: Neil Rackers vs. San Francisco, Oct. 2, 2005 (40, 45, 48, 23, 43, 24 yards)
By Opponent: Never happened

Five Field Goals

By Cardinals: Phil Dawson at Washington, Dec. 17, 2017 (40, 35, 19, 34, 32 yards)
By Opponent: Robbie Gould vs. San Francisco, Oct. 1, 2017 (49, 39, 47, 48, 23 yards)

Four Field Goals

By Cardinals: Phil Dawson at Seattle, Dec. 31, 2017 (49, 46, 53, 42 yards)
By Opponent: Greg Zuerlein vs. LA Rams, Dec. 3, 2017 (56, 20, 24, 41 yards)

Three Field Goals

By Cardinals: Phil Dawson (4) at Seattle, Dec. 31, 2017 (49, 46, 53, 42 yards)
By Opponent: Daniel Carlson vs. Oakland, Nov. 18, 2018 (49, 21, 35 yards)

Missed Point-After-Touchdown

By Cardinals: Phil Dawson vs. NY Giants, Dec. 24, 2017 (wide right)
By Opponent: Greg Zuerlein vs. LA Rams, Dec. 3, 2017 (wide left)

THE LAST TIME // REGULAR SEASON

Blocked Punt

By Cardinals: Quentin Groves at New England, Sept. 16, 2012 (Zoltan Mesko punt)
By Opponent: Chase Reynolds at LA Rams, Jan. 1, 2017 (Matt Wile punt)

Blocked Punt Return For Touchdown

By Cardinals: Monty Beisel (Sean Morey block) vs. Dallas, Oct. 12, 2008, three yards (Mat McBriar punt)
By Opponent: DeDe Dorsey (DeDe Dorsey block) at Cincinnati, Nov. 18, 2007, 19 yards (Mike Barr punt)

Blocked Field Goal Attempt

By Cardinals: Rodney Gunter at Seattle, Dec. 24, 2016 (Steven Hauschka 45-yard attempt)
By Opponent: Michael Brockers vs. LA Rams, Dec. 3, 2017 (Phil Dawson 45-yard attempt)

Blocked Field Goal Attempt For Touchdown

By Cardinals: Justin Bethel (Adrian Wilson block) vs. Chicago, Dec. 23, 2012, 82 yards (Olindo Mare kick)
By Opponent: Mike Bass (Verlon Biggs block) at Washington, Sept. 24, 1972, 32 yards (Jim Bakken kick)

RETURNS

Punt Return For Touchdown

By Cardinals: Ted Ginn, Jr. at NY Giants, Sept. 14, 2014, 71 yards (Steve Weatherford punt)
By Opponent: Nick Miller at St. Louis, Nov. 27, 2011, 88 yards (Dave Zastudil punt)

Kickoff Return For Touchdown

By Cardinals: David Johnson at Chicago, Sept. 20, 2015, 108 yards (Robbie Gould kickoff)
By Opponent: Tyler Lockett at Seattle, Dec. 31, 2017, 99 yards (Phil Dawson kickoff)

Interception Return For Touchdown

By Cardinals: Justin Bethel at Detroit, Sept. 10, 2017 (82 yards, Matthew Stafford pass)
By Opponent: Chris Harris Jr. and Todd Davis vs. Denver, Oct. 18, 2018 (53 yards, Josh Rosen pass; 20 yards, Josh Rosen pass)

Fumble Return For Touchdown

By Cardinals: Budda Baker at Minnesota, Oct. 14, 2018, 36 yards (Kirk Cousins fumble)
By Opponent: Calais Campbell vs. Jacksonville, Nov. 26, 2017, 10 yards (Blaine Gabbert fumble)

DEFENSE

Four Interceptions

By Cardinals: Kwamie Lassiter vs. San Diego, Dec. 27, 1998
By Opponent: Never happened

Three Interceptions

By Cardinals: Antrel Rolle at Cincinnati, Nov. 18, 2007
By Opponent: Marcus Trufant at Seattle, Dec. 9, 2007

Two Interceptions

By Cardinals: Antoine Bethea vs. NY Giants, Dec. 24, 2017
By Opponent: Ross Cockrell vs. NY Giants, Dec. 24, 2017

Two Interceptions By Teammates

By Cardinals: At Washington, Oct. 16, 1994 (Aeneas Williams and James Williams)
By Opponent: At Seattle, Dec. 9, 2012 (Richard Sherman and Bobby Wagner)

Four Quarterback Sacks

By Cardinals: Bertrand Berry vs. NY Giants, Nov. 14, 2004
By Opponent: Cameron Wake (4.5) vs. Miami, Sept. 30, 2012

Three Quarterback Sacks

By Cardinals: Dwight Freeney vs. Green Bay, Dec. 27, 2015
By Opponent: Demarcus Lawrence vs. Dallas, Sept. 25, 2017

Two Quarterback Sacks By Teammates

By Cardinals: at San Francisco, Oct. 6, 2016 (Markus Golden 2.0, Calais Campbell 2.0)
By Opponent: vs. Denver, Oct. 18, 2018 (Von Miller 2.0, Bradley Chubb 2.0)

Two Opponent Fumble Recoveries

By Cardinals: Jeraud Powers vs. Green Bay, Dec. 27, 2015
By Opponent: J.J. Watt vs. Houston, Nov. 10, 2013

TEAM SCORING

50 Points Scored By Team

By Cardinals: St. Louis 56 at Minnesota 14, Oct. 6, 1963
By Opponent: At Seattle 58, Arizona 0, Dec. 9, 2012

40 Points Scored By Team

By Cardinals: Arizona 44, at LA Rams 6, Jan. 1, 2017
By Opponent: Arizona 10, at LA Chargers 45, Nov. 25, 2018

20 First-Quarter Points

By Cardinals: 21 vs. San Francisco, Sept. 10, 2006
By Opponent: 21 vs. Denver, Oct. 18, 2018

20 Second-Quarter Points

By Cardinals: 24 vs. Tampa Bay, Sept. 18, 2016
By Opponent: 28 at LA Chargers, Nov. 25, 2018

20 Third-Quarter Points

By Cardinals: 21 vs. Green Bay, Dec. 27, 2015
By Opponent: 21 at San Francisco, Jan. 2, 2011

20 Fourth-Quarter Points

By Cardinals: 20 at Seattle, Dec. 24, 2016
By Opponent: 27 vs. Tampa Bay, Oct. 15, 2017

30 One-Half Points

By Cardinals: 31 in first half vs. San Francisco, Sept. 27, 2015
By Opponent: 35 in first half vs. Denver, Oct. 18, 2018

Score Touchdown In Each Quarter

By Cardinals: vs. Tampa Bay, Oct. 15, 2017 (14, 10, 7, 7 points)
By Opponent: at Atlanta, Nov. 27, 2016 (7, 10, 7, 14 points)

OFFENSE

500 Yards Total Offense

By Cardinals: 524 at St. Louis, Dec. 6, 2015
By Opponent: 596 vs. Seattle, Dec. 21, 2014

No Sacks/No Interceptions Allowed

By Cardinals: vs. NY Jets, Oct. 17, 2016
By Opponent: at Kansas City, Nov. 21, 2010

DEFENSE

Shutout

By Cardinals: Arizona 23, vs. NY Giants 0, Dec. 24, 2017 (State Farm Stadium)
By Opponent: Arizona 0, at LA Rams 34, Sept. 16, 2018 (Los Angeles Memorial Coliseum)

Shutout At Home

By Cardinals: Arizona 23, vs. NY Giants 0, Dec. 24, 2017 (State Farm Stadium)
By Opponent: Arizona 0, vs. Seattle 38, Sept. 14, 2003 (Sun Devil Stadium)

Shutout On The Road

By Cardinals: Arizona 38, at Dallas 0, Nov. 16, 1970 (Cotton Bowl)
By Opponent: Arizona 0, at LA Rams 34, Sept. 16, 2018 (Los Angeles Memorial Coliseum)

MISCELLANEOUS

Overtime Win At Home

By Cardinals: Oct. 1, 2017 vs. San Francisco, 18-15 (State Farm Stadium)
By Opponent: Oct. 14, 2012 vs. Buffalo, 19-16 (State Farm Stadium)

Overtime Win On The Road

By Cardinals: Sept. 17, 2017 at Indianapolis, 16-13 (Lucas Oil Stadium)
By Opponent: Nov. 7, 2010 at Minnesota, 27-24 (Metrodome)

10 Or More Penalties

By Cardinals: 10, vs. Jacksonville, Nov. 26, 2017 (98 yards)
By Opponent: 10, vs. NY Giants, Dec. 24, 2017 (101 yards)

Tie Game

By Cardinals: Oct. 23, 2016 vs. Seattle, 6-6

Over 40:00 Time of Possession (Non-OT)

By Cardinals: 42:50 at Seattle, Oct. 18, 2009
By Opponent: 40:12 at San Francisco, Oct. 7, 2018

ARIZONA CARDINALS 2018 PARTICIPATION

No.	Player	1	2	3	4	5	6	7	8	9	10	11	12	13	14	15	16	GP/GS/DNP/IA	Total
70	Aboushi, Oday	-	-	-	-	-	-	-	-	DNP	P	RG	P	-	-	-	-	3-11-0	
38	Amerson, David	-	-	-	-	-	-	-	-	-	-	-	P	-	-	-	-	1-0-0-0	
36	Baker, Budda	SS	SS	SS	SS	SS	SS	SS	SS	SS	SS	IAJ	IAJ	-	-	-	-	9-9-0-2	
58	Bello, B.J.	PS	PS	-	-	-	-	-	-	-	-	-	-	-	-	-	-	N/A	
23	Benwikere, Bené	P	P	P	CB	CB	CB	CB	CB	CB	CB	CB	CB	-	-	-	-	11-8-0-0	
41	Bethea, Antoine	FS	FS	FS	FS	FS	FS	FS	FS	FS	FS	FS	FS	-	-	-	-	11-11-0-0	
33	Boston, Tre	S	S	S	S	S	S	IAJ	IAJ	S	SS	SS	SS	-	-	-	-	9-9-0-2	
9	Bradford, Sam	QB	QB	QB	IA	IA	IA	IA	IA	-	-	-	-	-	-	-	-	3-3-0-5	
46	Brewer, Aaron	P	P	P	P	P	P	P	P	P	P	P	P	-	-	-	-	11-0-0-0	
20	Bucannon, Deone	WLB	P	P	WLB	P	P	P	WLB	P	WLB	IAJ	IAJ	-	-	-	-	10-4-0-1	
57	Bynes, Josh	MLB	MLB	MLB	MLB	MLB	MLB	MLB	MLB	MLB	MLB	MLB	MLB	-	-	-	-	11-11-0-0	
52	Cash, Jeremy	IR	IR	IR	IR	IR	IR	IR	IR	IR	IR	IR	IR	-	-	-	-	N/A	
75	Clausell, Blaine	DNP	P	DNP	P	IA	IA	DNP	DNP	-	-	-	-	-	-	-	-	2-0-4-2	
64	Cole, Mason	C	C	C	C	C	C	C	C	C	C	C	C	-	-	-	-	11-11-0-0	
32	Coleman, Derrick	FB	P	P	P	P	P	P	P	P	FB	FB	P	-	-	-	-	11-3-0-0	
27	Cox, Demetrious	PS	PS	PS	PS	-	-	-	-	-	-	-	-	-	-	-	-	N/A	
15	Crockett, Montay	-	-	-	-	-	-	-	-	PS	-	-	PS	-	-	-	-	N/A	
79	Cunningham, Korey	IA	IA	IA	IA	IA	IA	DNP	IA	DNP	LT	LT	-	-	-	-	-	2-2-2-7	
81	Daniels, Darrell	-	-	-	-	-	-	-	-	-	-	-	-	-	-	-	-	0-0-0-0	
4	Dawson, Phil	P	P	P	P	P	P	P	P	P	IAJ	P	-	-	-	-	-	10-0-0-1	
54	Dora, Vontarius	-	-	-	-	-	-	-	-	PS	DNP	PS	-	-	-	-	-	0-0-1-0	
29	Edmonds, Chase	P	P	P	P	P	P	P	P	P	P	P	P	-	-	-	-	11-0-0-0	
11	Fitzgerald, Larry	WR	WR	WR	WR	WR	WR	WR	WR	WR	WR	WR	WR	-	-	-	-	11-11-0-0	
30	Ford, Rudy	P	P	IAJ	P	P	P	S	P	P	IAJ	IAJ	-	-	-	-	-	8-1-0-3	
37	Foster, D.J.	IR	IR	IR	IR	IR	IR	IR	IR	IR	IR	IR	IR	-	-	-	-	N/A	
69	Friend, Kyle	-	-	-	-	-	-	PS	-	-	-	-	-	-	-	-	-	N/A	
92	Gardeck, Dennis	P	P	P	P	P	P	P	P	P	P	P	P	-	-	-	-	11-0-0-0	
7	Glennon, Mike	IA	IA	IA	DNP	DNP	DNP	DNP	DNP	DNP	DNP	DNP	DNP	-	-	-	-	0-0-8-3	
44	Golden, Markus	IAJ	IAJ	DE	DE	IAJ	DE	DE	DE	DE	DE	DE	DE	-	-	-	-	8-8-0-3	
75	Goldtich, Zach	-	-	-	-	-	-	-	-	-	IA	DNP	P	-	-	-	-	1-0-1-1	
5	Gonzalez, Zane	-	-	-	-	-	-	-	-	-	-	-	PS	-	-	-	-	N/A	
78	Gossett, Colby	-	-	-	-	-	-	-	-	IA	IA	IA	IA	-	-	-	-	0-0-0-3	
84	Gresham, Jermaine	IAJ	IAJ	P	TE	TE	TE	TE	TE	P	TE	TE	TE	-	-	-	-	9-7-0-2	
95	Gunter, Rodney	P	P	P	P	DT	P	DT	DT	DT	P	DT	-	-	-	-	-	11-5-0-0	
58	Harris, Nigel	-	-	PS	PS	-	-	-	-	-	-	-	-	-	-	-	-	N/A	
51	Hodges, Gerald	P	SLB	SLB	P	P	P	P	P	P	P	P	P	-	-	-	-	11-2-0-0	
85	Holmes, Gabe	TE	TE	P	TE	TE	P	P	P	PS	PS	PS	-	-	-	-	-	8-4-0-0	
60	House, Will	PS	PS	PS	PS	PS	PS	PS	PS	PS	PS	PS	PS	-	-	-	-	N/A	
74	Humphries, D.J.	LT	LT	LT	LT	LT	LT	LT	LT	LT	IAJ	IAJ	IAJ	-	-	-	-	9-9-0-2	
76	Iupati, Mike	LG	LG	LG	LG	LG	LG	LG	IAJ	LG	IAJ	LG	LG	-	-	-	-	9-9-0-2	
94	James, Alec	PS	PS	PS	-	-	-	-	-	-	-	-	-	-	-	-	-	N/A	
31	Johnson, David	RB	RB	RB	RB	RB	RB	RB	RB	RB	RB	RB	RB	-	-	-	-	11-11-0-0	
28	Johnson, Dontae	-	-	-	-	-	-	-	-	-	-	-	-	-	-	-	-	0-0-0-0	
27	Johnson, Leonard	-	-	-	-	-	-	-	-	-	-	P	DB	-	-	-	-	2-1-0-0	
55	Jones, Chandler	DE	DE	DE	DE	DE	DE	DE	DE	DE	DE	DE	DE	-	-	-	-	11-11-0-0	
25	Jones, Chris	PS	PS	PS	PS	PS	PS	PS	PS	PS	PS	PS	P	-	-	-	-	1-0-0-0	
96	Kamalu, Ufomba	-	-	-	PS	PS	PS	PS	PS	PS	-	-	-	-	-	-	-	N/A	
6	Kanoff, Charles	PS	PS	PS	PS	PS	PS	PS	PS	PS	PS	PS	IA	-	-	-	-	0-0-0-1	
13	Kirk, Christian	P	P	WR	P	WR	WR	P	WR	WR	WR	WR	P	-	-	-	-	11-6-0-0	
2	Lee, Andy	P	P	P	P	P	P	P	P	P	P	P	P	-	-	-	-	11-0-0-0	
66	Leonard, Rick	-	-	-	-	-	-	-	-	-	PS	PS	-	-	-	-	-	N/A	
22	Logan, T.J.	IAJ	P	IA	IA	IA	IA	IA	P	P	P	P	P	-	-	-	-	5-0-0-6	
50	Martin, Gabe	IR	IR	IR	IR	IR	IR	IR	IR	IR	IR	IR	IR	-	-	-	-	N/A	
91	Mayowa, Benson	DE	DE	P	P	DE	P	P	P	P	P	P	P	-	-	-	-	11-3-0-0	
1	McCrane, Matt	-	-	-	-	-	-	-	PS	-	-	-	-	-	-	-	-	1-0-0-0	
93	Moats, Arthur	IR	IR	IR	IR	IR	-	-	-	-	-	-	-	-	-	-	-	N/A	
56	Moore, Zach	P	P	P	P	P	P	P	P	P	P	P	P	-	-	-	-	11-0-0-0	
62	Munyer, Daniel	DNP	DNP	P	P	P	P	RG	P	P	P	P	P	-	-	-	-	9-1-2-0	
14	Nelson, J.J.	P	P	P	P	P	P	WR	P	P	P	WR	WR	-	-	-	-	11-2-0-0	
39	Nichols, Deatrick	IA	P	IA	IA	P	PS	IA	PS	PS	PS	PS	PS	-	-	-	-	2-0-0-4	
90	Nkemdiche, Robert	DT	DT	DT	DT	IAJ	DT	P	DT	IAJ	IAJ	P	-	-	-	-	-	8-6-0-3	
97	Odenigbo, Ifeadi	-	-	-	IA	P	IA	IA	-	-	-	-	-	-	-	-	-	1-0-0-3	
42	Owens, Jonathan	IR	IR	IR	IR	IR	IR	IR	IR	IR	IR	IR	IR	-	-	-	-	N/A	
35	Penny, Elijah	PS	PS	-	-	-	-	-	-	-	-	-	-	-	-	-	-	N/A	
98	Peters, Corey	DT	DT	DT	DT	DT	DT	DT	IAJ	DT	DT	DT	DT	-	-	-	-	10-10-0-1	
21	Peterson, Patrick	CB	CB	CB	CB	CB	CB	CB	CB	CB	CB	CB	CB	-	-	-	-	11-11-0-0	
82	Phillips, John	-	-	-	-	-	PS	-	-	-	P	P	TE	-	-	-	-	3-1-0-0	
72	Pierre, Olsen	P	IAJ	IAJ	P	P	P	P	P	P	P	DT	P	-	-	-	-	9-1-0-2	
35	Pleasant, Eddie	-	-	-	-	-	-	-	-	-	IA	-	-	-	-	-	-	1-0-0-1	
67	Pugh, Justin	RG	RG	RG	RG	RG	RG	DNP	IAJ	RG	IR	IR	-	-	-	-	-	7-7-1-1	
43	Reddick, Haason	P	P	P	P	WLB	WLB	SLB	SLB	SLB	SLB	SLB	SLB	-	-	-	-	11-7-0-0	
18	Reedy, Bernard	-	-	-	-	PS	PS	-	-	-	-	-	-	-	-	-	-	N/A	
23	Rollins, Quinten	-	-	-	-	-	-	-	-	-	-	-	-	-	-	-	-	0-0-0-0	
3	Rosen, Josh	DNP	DNP	P	QB	QB	QB	QB	QB	QB	QB	QB	QB	-	-	-	-	9-8-2-0	
86	Seals-Jones, Ricky	TE	TE	TE	P	P	P	TE	TE	P	P	P	P	-	-	-	-	11-5-0-0	
61	Shelton, Coleman	-	-	-	-	-	-	PS	PS	PS	PS	PS	PS	-	-	-	-	N/A	
16	Sherfield, Trent	P	IA	P	P	P	P	IA	P	IA	P	P	P	-	-	-	-	8-0-0-3	
53	Shipley, A.Q.	IR	IR	IR	IR	IR	IR	IR	IR	IR	IR	IR	IR	-	-	-	-	N/A	
34	Simmons, Jalen	-	-	PS	PS	PS	PS	-	-	-	-	-	-	-	-	-	-	N/A	
71	Smith, Andre	RT	IAJ	IAJ	IAJ	RT	RT	RT	RT	RT	RT	RT	RT	-	-	-	-	8-8-0-3	
97	Smith, Garrison	P	P	-	-	-	-	-	-	-	-	-	-	-	-	-	-	2-0-0-0	
96	Smith, Jacques	P	P	P	-	-	-	-	-	-	-	-	-	-	-	-	-	3-0-0-0	
65	Tasini, Pasoni	PS	PS	PS	PS	PS	PS	PS	PS	PS	-	-	-	-	-	-	-	N/A	
28	Taylor, Jamar	CB	CB	CB	-	P	P	P	P	P	P	P	-	-	-	-	-	10-3-0-0	
27	Thompson, Darian	-	-	-	-	PS	-	-	-	-	-	-	-	-	-	-	-	N/A	
17	Tolliver, Jalen	PS	PS	PS	PS	PS	PS	PS	PS	PS	PS	PS	P	-	-	-	-	N/A	
47	Turner, Zeke	P	P	P	P	P	P	P	P	P	P	P	P	-	-	-	-	11-0-0-0	
94	Valentine, Vincent	-	-	-	-	-	-	-	-	PS	PS	PS	PS	-	-	-	-	N/A	
89	Vollert, Andrew	PS	PS	PS	PS	PS	PS	PS	PS	PS	-	-	-	-	-	-	-	N/A	
68	Vujnovich, Jeremy	IA	DNP	P	IA	IA	IA	IAJ	IAJ	LG	P	RG	-	-	-	-	-	5-2-1-5	
59	Walker, Joe	-	-	P	P	P	P	P	P	P	P	P	P	-	-	-	-	9-0-0-0	
73	Wetzel, John	P	RT	RT	RT	P	P	LG	RG	IR	IR	IR	-	-	-	-	-	8-5-0-0	
34	Wilds, Brandon	-	-	-	-	-	-	PS	PS	PS	PS	PS	PS	-	-	-	-	N/A	
26	Williams, Brandon	P	P	P	P	P	P	P	P	P	P	P	P	-	-	-	-	11-0-0-0	
10	Williams, Chad	P	WR	WR	WR	P	WR	P	WR	IAJ	IAJ	IAJ	-	-	-	-	-	8-5-0-3	
12	Wright, Kendall	-	-	-	-	-	IA	-	-	IA	-	-	-	-	-	-	-	0-0-0-2	

P-Played, Position-Started, INJ-Injured, DNP-Did Not Play, IA-Inactive, IAJ-Inactive/Injured, IR-Injured Reserve, PS-Practice Squad, PUP-Physically Unable to Perform, SUS-Suspension, NFI-Reserve/Non-Football Injury, RE-Roster Exemption

2018 ARIZONA CARDINALS STARTERS

Opponent, Date	OFFENSE										
	WR	LT	LG	C	RG	RT	TE	TE	QB	RB	FB
Washington, Sep. 9	Fitzgerald WR	Humphries LT	Iupati LG	Cole C	Pugh RG	Smith RT	Seals-Jones TE	Holmes WR	Bradford QB	Johnson RB	Coleman TE
at LA Rams, Sep. 16	Fitzgerald WR	Humphries LT	Iupati LG	Cole C	Pugh RG	Wetzel RT	Seals-Jones TE	Williams WR	Bradford QB	Johnson RB	Holmes WR
Chicago, Sep. 23	Fitzgerald WR	Humphries LT	Iupati LG	Cole C	Pugh RG	Wetzel RT	Seals-Jones TE	Williams WR	Bradford QB	Johnson RB	Kirk TE
Seattle, Sep. 30	Fitzgerald WR	Humphries LT	Iupati LG	Cole C	Pugh RG	Wetzel RT	Gresham TE	Williams WR	Rosen QB	Johnson RB	Holmes WR
at San Francisco, Oct. 7	Fitzgerald WR	Humphries LT	Iupati LG	Cole C	Pugh RG	Wetzel RT	Gresham TE	Kirk WR	Rosen QB	Johnson RB	Holmes WR
at Minnesota, Oct. 14	Fitzgerald WR	Humphries LT	Iupati LG	Cole C	Pugh RG	Smith RT	Gresham TE	Williams WR	Rosen QB	Johnson RB	Kirk TE
Denver, Oct. 18	Fitzgerald WR	Humphries LT	Wetzel LG	Cole C	Munyer RG	Smith RT	Seals-Jones TE	Nelson WR	Rosen QB	Johnson RB	Gresham WR
San Francisco, Oct. 28	Fitzgerald WR	Humphries LT	Iupati LG	Cole C	Wetzel RG	Smith RT	Seals-Jones TE	Williams WR	Rosen QB	Johnson RB	Kirk TE
at Kansas City, Nov. 11	Fitzgerald WR	Humphries LT	Vujnovich LG	Cole C	Pugh RG	Smith RT	Gresham TE	Kirk WR	Rosen QB	Johnson RB	Coleman TE
Oakland, Nov. 18	Fitzgerald WR	Cunningham LT	Iupati LG	Cole C	Aboushi RG	Smith RT	Gresham TE	Kirk WR	Rosen QB	Johnson RB	Coleman TE
at LA Chargers, Nov. 25	Fitzgerald	Cunningham	Iupati	Cole	Vujnovich	Smith	Gresham	Nelson	Rosen	Johnson	Phillips
at Green Bay, Dec. 2											
Detroit, Dec. 9											
at Atlanta, Dec. 16											
LA Rams, Dec. 23											
at Seattle, Dec. 30											

Opponent, Date	DEFENSE										
	DE	DT	DT	DE	LB	LB	S	CB	CB	SS	FS
Washington, Sep. 9	Mayowa	Peters	Nkemdiche	Jones	Bynes	Bucannon	Boston	Peterson	Taylor	Baker	Betha
at LA Rams, Sep. 16	Mayowa	Peters	Nkemdiche	Jones	Bynes	Hodges	Boston	Peterson	Taylor	Baker	Betha
Chicago, Sep. 23	Golden	Peters	Nkemdiche	Jones	Bynes	Hodges	Boston	Peterson	Taylor	Baker	Betha
Seattle, Sep. 30	Golden	Peters	Nkemdiche	Jones	Bynes	Bucannon	Boston	Peterson	Benwikere	Baker	Betha
at San Francisco, Oct. 7	Mayowa	Peters	Gunter	Jones	Bynes	Reddick	Boston	Peterson	Benwikere	Baker	Betha
at Minnesota, Oct. 14	Golden	Peters	Nkemdiche	Jones	Bynes	Reddick	Boston	Peterson	Benwikere	Baker	Betha
Denver, Oct. 18	Golden	Peters	Gunter	Jones	Bynes	Reddick	Ford	Peterson	Benwikere	Baker	Betha
	DE	DT	DT	DE	SLB	MLB	WLB	CB	CB	SS	FS
San Francisco, Oct. 28	Golden	Nkemdiche	Gunter	Jones	Reddick	Bynes	Bucannon	Peterson	Benwikere	Baker	Betha
	DE	DT	DT	DE	LB	LB	S	CB	CB	SS	FS
at Kansas City, Nov. 11	Golden	Peters	Gunter	Jones	Bynes	Reddick	Boston	Peterson	Benwikere	Baker	Betha
	DE	DT	DT	DE	SLB	MLB	WLB	CB	CB	SS	FS
Oakland, Nov. 18	Golden	Peters	Pierre	Jones	Reddick	Bynes	Bucannon	Peterson	Benwikere	Boston	Betha
	DE	DT	DT	DE	LB	LB	DB	CB	CB	SS	FS
at LA Chargers, Nov. 25	Golden	Peters	Gunter	Jones	Bynes	Reddick	L. Johnson	Peterson	Benwikere	Boston	Betha
at Green Bay, Dec. 2											
Detroit, Dec. 9											
at Atlanta, Dec. 16											
LA Rams, Dec. 23											
at Seattle, Dec. 30											

2018 ARIZONA CARDINALS INACTIVES

Washington, Sep. 9

OL Korey Cunningham
QB Mike Glennon
DE Markus Golden
TE Jermaine Gresham
RB T.J. Logan
CB Deatrick Nichols
OL Jeremy Vujnovich

at LA Rams, Sep. 16

OL Korey Cunningham
QB Mike Glennon
DE Markus Golden
TE Jermaine Gresham
DT Olsen Pierre
WR Trent Sherfield
OL Andre Smith

Chicago, Sep. 23

OL Korey Cunningham
S Rudy Ford
QB Mike Glennon
RB T.J. Logan
CB Deatrick Nichols
DT Olsen Pierre
OL Andre Smith

Seattle, Sep. 30

QB Sam Bradford
OL Korey Cunningham
RB T.J. Logan
CB Deatrick Nichols
DE Ifeadi Odenigbo
OL Andre Smith
OL Jeremy Vujnovich

at San Francisco, Oct. 7

QB Sam Bradford
OL Blaine Clausell
OL Korey Cunningham
DE Markus Golden
RB T.J. Logan
DT Robert Nkemdiche
OL Jeremy Vujnovich

at Minnesota, Oct. 14

QB Sam Bradford
OL Blaine Clausell
OL Korey Cunningham
RB T.J. Logan
DE Ifeadi Odenigbo
WR Trent Sherfield
WR Kendall Wright

Denver, Oct. 18 (Thu.)

S Tre Boston
QB Sam Bradford
OL Mike Iupati
RB T.J. Logan
CB Deatrick Nichols
DE Ifeadi Odenigbo
OL Jeremy Vujnovich

San Francisco, Oct. 28

S Tre Boston
QB Sam Bradford
OL Korey Cunningham
DT Corey Peters
OL Justin Pugh
WR Trent Sherfield
OL Jeremy Vujnovich

at Kansas City, Nov. 11

OL Zack Golditch
OL Colby Gossett
OL Mike Iupati
DT Robert Nkemdiche
S Eddie Pleasant
WR Chad Williams
WR Kendall Wright

Oakland, Nov. 18

S Budda Baker
K Phil Dawson
S Rudy Ford
OL Colby Gossett
OL D.J. Humphries
DT Robert Nkemdiche
WR Chad Williams

at LA Chargers, Nov. 25

S Budda Baker
\$LB Deone Bucannon
S Rudy Ford
OL Colby Gossett
OL D.J. Humphries
QB Charles Kanoff
WR Chad Williams

at Green Bay, Dec. 2

Detroit, Dec. 9

at Atlanta, Dec. 16

LA Rams, Dec. 23

at Seattle, Dec. 30

ROSTER BY POSITION

No.	Name	Pos.	College	Ht.	Wt.	Age	NFL Exp.
<u>Defensive Line (8)</u>							
44	Golden, Markus	DE	Missouri	6-3	260	27	4
95	Gunter, Rodney	DT	Delaware State	6-5	305	26	4
55	Jones, Chandler	DE	Syracuse	6-5	265	28	7
91	Mayowa, Benson	DE	Idaho	6-3	265	27	6
56	Moore, Zach	DE	Concordia-St. Paul	6-6	275	28	2
90	Nkemdiche, Robert	DT	Mississippi	6-4	296	24	3
98	Peters, Corey	DT	Kentucky	6-3	305	30	9
72	Pierre, Olsen	DT	Miami	6-5	293	27	2
<u>Linebackers (6)</u>							
20	Bucannon, Deone	\$LB	Washington State	6-1	211	26	5
92	Gardeck, Dennis	LB	Sioux Falls	6-0	242	24	R
51	Hodges, Gerald	LB	Penn State	6-2	236	27	6
43	Reddick, Haason	LB	Temple	6-1	235	24	2
47	Turner, Zeke	LB	Washington	6-2	214	22	R
59	Walker, Joe	LB	Oregon	6-2	236	25	3
<u>Cornerbacks (6)</u>							
38	Amerson, David	CB	North Carolina State	6-1	205	26	6
28	Johnson, Dontae	CB	North Carolina State	6-2	200	26	5
27	Johnson, Leonard	CB	Iowa State	5-10	194	28	7
21	Peterson, Patrick	CB	LSU	6-1	203	28	8
23	Rollins, Quinten	CB	Miami (OH)	5-11	195	26	4
26	Williams, Brandon	CB	Texas A&M	6-0	200	26	3
<u>Safeties (4)</u>							
36	Baker, Budda	S	Washington	5-10	195	22	2
41	Bethea, Antoine	S	Howard	5-11	206	33	13
33	Boston, Tre	S	North Carolina	6-1	205	26	5
30	Ford, Rudy	S	Auburn	6-0	204	24	2
<u>Long Snapper (1)</u>							
46	Brewer, Aaron	LS	San Diego State	6-5	232	28	7
<u>Punter (1)</u>							
2	Lee, Andy	P	Pittsburgh	6-1	185	35	15
<u>Kicker (1)</u>							
5	Gonzalez, Zane	K	Arizona State	6-0	202	23	2
<u>Offensive Line (9)</u>							
70	Aboushi, Oday	OL	Virginia	6-5	315	27	5
64	Cole, Mason	OL	Michigan	6-5	307	22	R
79	Cunningham, Korey	OL	Cincinnati	6-6	311	23	R
75	Golditch, Zack	OL	Colorado State	6-5	295	23	R
78	Gossett, Colby	OL	Appalachian State	6-5	311	23	R
74	Humphries, D.J.	OL	Florida	6-5	307	24	4
76	Iupati, Mike	OL	Idaho	6-5	331	31	9
62	Munyer, Daniel	OL	Colorado	6-1	305	26	2
68	Vujnovich, Jeremy	OL	Louisiana College	6-5	300	28	3
<u>Tight Ends (4)</u>							
81	Daniels, Darrell	TE	Washington	6-3	246	24	2
84	Gresham, Jermaine	TE	Oklahoma	6-5	260	30	9
82	Phillips, John	TE	Virginia	6-5	251	31	9
86	Seals-Jones, Ricky	TE	Texas A&M	6-5	243	23	2
<u>Running Backs (4)</u>							
32	Coleman, Derrick	FB	UCLA	6-0	233	29	5
29	Edmonds, Chase	RB	Fordham	5-9	205	22	R
31	Johnson, David	RB	Northern Iowa	6-1	224	26	4
22	Logan, T.J.	RB	North Carolina	5-10	195	23	2
<u>Wide Receivers (5)</u>							
11	Fitzgerald, Larry	WR	Pittsburgh	6-3	218	34	15
13	Kirk, Christian	WR	Texas A&M	5-11	200	22	R
14	Nelson, J.J.	WR	UAB	5-10	160	26	4
16	Sherfield, Trent	WR	Vanderbilt	6-1	205	22	R
10	Williams, Chad	WR	Grambling State	6-1	204	24	2
<u>Quarterbacks (3)</u>							
7	Glennon, Mike	QB	N.C. State	6-6	225	28	6
6	Kanoff, Charles	QB	Princeton	6-4	219	24	R
3	Rosen, Josh	QB	UCLA	6-4	218	21	R

2018 ARIZONA CARDINALS

HOW THEY WERE BUILT

	DRAFT	TRADES	WAIVERS	FREE AGENTS
2004	Larry Fitzgerald (1)			
2011	Patrick Peterson (1)			
2014	Deone Bucannon (1)			
2015	D.J. Humphries (1) Markus Golden (2) David Johnson (3) Rodney Gunter (4) J.J. Nelson (5b)			Jermaine Gresham Mike Iupati (SF) Corey Peters (Atl) Olsen Pierre A.Q. Shipley John Wetzell
2016	Robert Nkemdiche (1) Brandon Williams (3)	Chandler Jones (NE)		Aaron Brewer Daniel Munyer
2017	Haason Reddick (1) Budda Baker (2) Chad Williams (3) T.J. Logan (5b) Rudy Ford (6)			Antoine Bethea Josh Byrnes Phil Dawson (SF) D.J. Foster Andy Lee Ricky Seals-Jones (R)
2018	Josh Rosen (1) Christian Kirk (2) Mason Cole (3) Chase Edmonds (4) Korey Cunningham (7)		Jeremy Cash (Cle) Darrell Daniels (Sea) Jeremy Vujnovich (Ind)	Oday Aboushi David Amerson Tre Boston Derrick Coleman (Atl) Dennis Gardeck (R) Mike Glennon Zack Golditch (R) Zane Gonzalez Colby Gossett (R) Gerald Hodges Dontae Johnson Leonard Johnson Charles Kanoff (R) Benson Mayowa Zach Moore Jonathan Owens (R) John Phillips Justin Pugh (NYG) Quinten Rollins Trent Sherfield (R) Zeke Turner (R) Joe Walker

ARIZONA CARDINALS 2018 DEPTH CHART

(AS PREPARED BY TEAM'S MEDIA RELATIONS DEPARTMENT)

OFFENSE

WR	11 Larry Fitzgerald	<u>13 Christian Kirk</u>	<u>16 Trent Sherfield</u>	
LT	74 D.J. Humphries	<u>75 Zack Golditch</u>		
LG	76 Mike Iupati	70 Oday Aboushi		
C	<u>64 Mason Cole</u>	62 Daniel Munyer		
RG	68 Jeremy Vujnovich	<u>78 Colby Gossett</u>		
RT	<u>79 Korey Cunningham</u>	<u>75 Zack Golditch</u>		
TE	86 Ricky Seals-Jones	84 Jermaine Gresham	82 John Phillips	81 Darrell Daniels
WR	10 Chad Williams	14 J.J. Nelson		
QB	<u>3 Josh Rosen</u>	7 Mike Glennon	<u>6 Charles Kanoff</u>	
RB	31 David Johnson	<u>29 Chase Edmonds</u>	22 T.J. Logan	
FB	32 Derrick Coleman			

DEFENSE

DE	44 Markus Golden	91 Benson Mayowa		
DT	98 Corey Peters	90 Robert Nkemdiche		
DT	95 Rodney Gunter	72 Olsen Pierre		
DE	55 Chandler Jones	56 Zach Moore		
SLB	43 Haason Reddick	<u>92 Dennis Gardeck</u>		
MLB	51 Gerald Hodges	<u>47 Zeke Turner</u>		
WLB	20 Deone Bucannon	59 Joe Walker		
CB	21 Patrick Peterson	26 Brandon Williams	28 Dontae Johnson	
CB	38 David Amerson	27 Leonard Johnson	23 Quinten Rollins	
SS	36 Budda Baker	30 Rudy Ford		
FS	41 Antoine Bethea	33 Tre Boston		

SPECIALISTS

K	5 Zane Gonzalez		
P	2 Andy Lee		
LS	46 Aaron Brewer		
H	2 Andy Lee		
KR	22 T.J. Logan	26 Brandon Williams	
PR	<u>13 Christian Kirk</u>	22 T.J. Logan	

NOTE: Rookies are underlined

PRONUNCIATIONS

Oday Aboushi	OH-day / ah-BOO-shee	Charles Kanoff	kuh-NOFF
Antoine Bethea	ANN-twahn / buh-THAY	Benson Mayowa	may-OH-uh
Deone Bucannon	day-OWN	Robert Nkemdiche	kim-DEE-chee
Darrell Daniels	duh-RELL	Haason Reddick	ha-SAHN
Mike Iupati	yoo-PAH-tee	Jeremy Vujnovich	VIEW-nuh-vitch
Dontae Johnson	don-TAY		

ARIZONA CARDINALS NUMERICAL ROSTER

No.	Name	Pos.	Ht.	Wt.	Age	NFL Exp.	College	How Acquired	2018 GP-GS-DNP-IA
2	Andy Lee	P	6-1	185	35	15	Pittsburgh	FA-17	11-0-0-0
3	Josh Rosen	QB	6-4	218	21	R	UCLA	D1-18	9-8-2-0
5	Zane Gonzalez	K	6-0	202	23	2	Arizona State	FA-18	0-0-0-0
6	Charles Kanoff	QB	6-4	219	24	R	Princeton	FA-18	0-0-0-1
7	Mike Glennon	QB	6-6	225	28	6	N.C. State	FA-18	0-0-8-3
10	Chad Williams	WR	6-1	204	24	2	Grambling	D3-17	8-6-0-3
11	Larry Fitzgerald	WR	6-3	218	35	15	Pittsburgh	D1-04	11-11-0-0
13	Christian Kirk	WR	5-11	200	22	R	Texas A&M	D2-18	11-6-0-0
14	J.J. Nelson	WR	5-10	160	26	4	UAB	D5b-15	11-2-0-0
16	Trent Sherfield	WR	6-1	205	22	R	Vanderbilt	FA-18	8-0-0-3
20	Deone Bucannon	\$LB	6-1	211	26	5	Washington State	D1-14	10-4-0-1
21	Patrick Peterson	CB	6-1	203	28	8	LSU	D1-11	11-11-0-0
22	T.J. Logan	RB	5-10	195	24	2	North Carolina	D5b-17	5-0-0-6
23	Quinten Rollins	CB	5-11	195	26	4	Miami (OH)	FA-18	0-0-0-0
26	Brandon Williams	CB	6-0	200	26	3	Texas A&M	D3-16	11-0-0-0
27	Leonard Johnson	CB	5-10	194	28	7	Iowa State	FA-18	2-1-0-0
28	Dontae Johnson	CB	6-2	200	26	5	North Carolina State	FA-18	0-0-0-0
29	Chase Edmonds	RB	5-9	205	22	R	Fordham	D4-18	11-0-0-0
30	Rudy Ford	S	6-0	204	24	2	Auburn	D6-17	8-1-0-3
31	David Johnson	RB	6-1	224	26	4	Northern Iowa	D3-15	11-11-0-0
32	Derrick Coleman	FB	6-0	233	28	5	UCLA	UFA-18 (Atl)	11-3-0-0
33	Tre Boston	S	6-1	205	26	5	North Carolina	FA-18	9-9-0-2
36	Budda Baker	S	5-10	195	22	2	Washington	D2-17	9-9-0-2
38	David Amerson	CB	6-1	205	26	6	North Carolina State	FA-18	1-0-0-0
41	Antoine Bethea	S	5-11	206	34	13	Howard	FA-17	11-11-0-0
43	Haason Reddick	LB	6-1	235	24	2	Temple	D1-17	11-7-0-0
44	Markus Golden	DE	6-3	260	27	4	Missouri	D2-15	8-8-0-3
46	Aaron Brewer	LS	6-5	232	28	7	San Diego State	FA-16	11-0-0-0
47	Zeke Turner	LB	6-2	214	22	R	Washington	FA-18	11-0-0-0
51	Gerald Hodges	LB	6-2	236	27	6	Penn State	FA-18	11-2-0-0
55	Chandler Jones	DE	6-5	265	28	7	Syracuse	TR-16 (NE)	11-11-0-0
56	Zach Moore	DE	6-6	275	28	2	Concordia-St. Paul	FA-18	11-0-0-0
59	Joe Walker	LB	6-2	236	25	3	Oregon	FA-18	9-0-0-0
62	Daniel Munyer	OL	6-1	305	26	2	Colorado	FA-16	9-1-2-0
64	Mason Cole	OL	6-5	307	22	R	Michigan	D3-18	11-11-0-0
68	Jeremy Vujnovich	OL	6-5	300	28	3	Louisiana College	WV-18 (Ind)	5-2-1-5
70	Oday Aboushi	OL	6-5	315	27	5	Virginia	FA-18	3-1-1-0
72	Olsen Pierre	DT	6-5	293	27	2	Miami	FA-15	9-1-0-2
74	D.J. Humphries	OL	6-5	307	24	4	Florida	D1-15	9-9-0-2
75	Zack Golditch	OL	6-5	295	23	R	Colorado State	FA-18	1-0-1-1
76	Mike Iupati	OL	6-5	331	31	9	Idaho	UFA-15 (SF)	9-9-0-2
78	Colby Gossett	OL	6-5	311	23	R	Appalachian State	FA-18	0-0-0-3
79	Korey Cunningham	OL	6-6	311	23	R	Cincinnati	D7-18	2-2-2-7
81	Darrell Daniels	TE	6-3	246	24	2	Washington	WV-18 (Sea)	0-0-0-0
82	John Phillips	TE	6-5	251	31	9	Virginia	FA-18	3-1-0-0
84	Jermaine Gresham	TE	6-5	260	30	9	Oklahoma	FA-15	9-7-0-2
86	Ricky Seals-Jones	TE	6-5	243	23	2	Texas A&M	FA-17	11-5-0-0
90	Robert Nkemdiche	DT	6-4	296	24	3	Mississippi	D1-16	8-6-0-3
91	Benson Mayowa	DE	6-3	265	27	6	Idaho	FA-18	11-3-0-0
92	Dennis Gardeck	LB	6-0	242	24	R	Sioux Falls	FA-18	11-0-0-0
95	Rodney Gunter	DT	6-5	305	26	4	Delaware State	D4-15	11-5-0-0
98	Corey Peters	DT	6-3	305	30	9	Kentucky	UFA-15 (Atl)	10-10-0-1

2018 Coaching Staff

Head Coach: **Steve Wilks**

Assistants: **Al Holcomb** (Defensive Coordinator), **Byron Leftwich** (Offensive Coordinator), **Jeff Rodgers** (Special Teams Coordinator), **Chris Achuff** (Asst. Defensive Line), **Terry Allen** (Bill Bidwill Fellowship/RBs), **Ray Brown** (Offensive Line), **Alonso Escalante** (Defensive Quality Control), **Larry Foote** (Linebackers), **Kevin Garver** (Wide Receivers), **Charlie Harbison** (Asst. Defensive Backs), **Steve Heiden** (Asst. Offensive Line), **Don Johnson** (Sr. Asst./Defensive Line), **Randall McCray** (Asst. Special Teams), **David Merritt, Sr.** (Defensive Backs), **Jason Michael** (Tight Ends), **Buddy Morris** (Strength & Conditioning), **Troy Rothenbuhler** (Offensive Quality Control), **Vernon Stephens** (Asst. Strength and Conditioning), **Cameron Turner** (Offensive Asst.), **Kirby Wilson** (Running Backs)

11/27/2018

ARIZONA CARDINALS ALPHABETICAL ROSTER

No.	Name	Pos.	Ht.	Wt.	Birthdate	NFL Exp.	College	Hometown
70	Aboushi, Oday	OL	6-5	315	6/5/1991	5	Virginia	Brooklyn, NY
38	Amerson, David	CB	6-1	205	12/8/1991	6	North Carolina State	Honolulu, HI
36	Baker, Budda	S	5-10	195	1/10/1996	2	Washington	Bellevue, WA
41	Bethea, Antoine	S	5-11	206	7/27/1984	13	Howard	Newport News, VA
33	Boston, Tre	S	6-1	205	6/25/1992	5	North Carolina	Ft. Myers, FL
46	Brewer, Aaron	LS	6-5	232	7/5/1990	7	San Diego State	Fullerton, CA
20	Bucannon, Deone	\$LB	6-1	211	8/30/1992	5	Washington State	Fairfield, CA
64	Cole, Mason	OL	6-5	307	3/28/1996	R	Michigan	Tarpon Springs, FL
32	Coleman, Derrick	FB	6-0	233	10/18/1990	5	UCLA	Fullerton, CA
79	Cunningham, Korey	OL	6-6	311	5/17/1995	R	Cincinnati	Montevallo, AL
81	Daniels, Darrell	TE	6-3	246	11/22/1994	2	Washington	Pittsburg, CA
29	Edmonds, Chase	RB	5-9	205	4/13/1996	R	Fordham	Harrisburg, PA
11	Fitzgerald, Larry	WR	6-3	218	8/31/1983	15	Pittsburgh	Minneapolis, MN
30	Ford, Rudy	S	6-0	204	11/1/1994	2	Auburn	Big Cove, AL
92	Gardeck, Dennis	LB	6-0	242	8/9/1994	R	Sioux Falls	Lake in the Hills, IL
7	Glennon, Mike	QB	6-6	225	12/12/1989	6	N.C. State	Fairfax County, VA
44	Golden, Markus	DE	6-3	260	3/13/1991	4	Missouri	St. Louis, MO
75	Golditch, Zack	OL	6-5	295	2/22/1995	R	Colorado State	Aurora, CO
5	Gonzalez, Zane	K	6-0	202	5/7/1995	2	Arizona State	Deer Park, TX
78	Gossett, Colby	OL	6-5	311	6/23/1995	R	Appalachian State	Cumming, GA
84	Gresham, Jermaine	TE	6-5	260	6/16/1988	9	Oklahoma	Ardmore, OK
95	Gunter, Rodney	DT	6-5	305	1/19/1992	4	Delaware State	Lake Hamilton, FL
51	Hodges, Gerald	LB	6-2	236	1/17/1991	6	Penn State	Paulsboro, NJ
74	Humphries, D.J.	OL	6-5	307	12/28/1993	4	Florida	Charlotte, NC
76	Iupati, Mike	OL	6-5	331	5/12/1987	9	Idaho	Vaitogi, American Samoa
31	Johnson, David	RB	6-1	224	12/16/1991	4	Northern Iowa	Clinton, IA
28	Johnson, Dontae	CB	6-2	200	12/1/1991	5	North Carolina State	Plainfield, NJ
27	Johnson, Leonard	CB	5-10	194	3/30/1990	7	Iowa State	Clearwater, FL
55	Jones, Chandler	DE	6-5	265	2/27/1990	7	Syracuse	Endicott, NY
6	Kanoff, Charles	QB	6-4	219	10/6/1994	R	Princeton	Pacific Palisades, CA
13	Kirk, Christian	WR	5-11	200	11/18/1996	R	Texas A&M	Scottsdale, AZ
2	Lee, Andy	P	6-1	185	8/11/1982	15	Pittsburgh	Westminster, SC
22	Logan, T.J.	RB	5-10	195	9/3/1994	2	North Carolina	Greensboro, NC
91	Mayowa, Benson	DE	6-3	265	8/3/1991	6	Idaho	Inglewood, CA
56	Moore, Zach	DE	6-6	275	9/5/1990	2	Concordia-St. Paul	Chicago, IL
62	Munyer, Daniel	OL	6-1	305	3/4/1992	2	Colorado	Harbor City, CA
14	Nelson, J.J.	WR	5-10	160	4/24/1992	4	UAB	Midfield, AL
90	Nkemdiche, Robert	DT	6-4	296	9/19/1994	3	Mississippi	Loganville, GA
98	Peters, Corey	DT	6-3	305	6/8/1988	9	Kentucky	Louisville, KY
21	Peterson, Patrick	CB	6-1	203	7/11/1990	8	LSU	Pompano Beach, FL
82	Phillips, John	TE	6-5	251	6/11/1987	9	Virginia	Hot Springs, VA
72	Pierre, Olsen	DT	6-5	293	8/27/1991	2	Miami	Rahway, NJ
43	Reddick, Haason	LB	6-1	235	9/22/1994	2	Temple	Camden, NJ
23	Rollins, Quinten	CB	5-11	195	7/15/1992	4	Miami (OH)	Wilmington, OH
3	Rosen, Josh	QB	6-4	218	2/10/1997	R	UCLA	Manhattan Beach, CA
86	Seals-Jones, Ricky	TE	6-5	243	3/15/1995	2	Texas A&M	Sealy, TX
16	Sherfield, Trent	WR	6-1	205	2/26/1996	R	Vanderbilt	Danville, IL
47	Turner, Zeke	LB	6-2	214	6/9/1996	R	Washington	Pasadena, MD
68	Vujnovich, Jeremy	OL	6-5	300	10/12/1990	3	Louisiana College	Belle Chasse, LA
59	Walker, Joe	LB	6-2	236	12/11/1992	3	Oregon	Palos Verdes, CA
26	Williams, Brandon	CB	6-0	200	9/9/1992	3	Texas A&M	Brookshire, TX
10	Williams, Chad	WR	6-1	204	10/19/1994	2	Grambling State	Baton Rouge, LA

Injured Reserve

No.	Name	Pos.	Ht.	Wt.	Birthdate	NFL Exp.	College	Injury/Date Listed
57	Bynes, Josh	LB	6-1	235	8/24/1989	7	Auburn	Thumb/November 26
52	Cash, Jeremy	LB	6-0	230	12/9/1992	3	Duke	Knee/August 14
4	Dawson, Phil	K	5-11	200	1/23/1975	20	Texas	Hip/November 26
37	Foster, D.J.	RB	6-0	195	11/22/1993	3	Arizona State	Knee/August 28
50	Martin, Gabe	LB	6-2	236	6/5/1992	3	Bowling Green	Achilles/May 2
42	Owens, Jonathan	S	5-11	210	7/22/1995	R	Missouri Western	Knee/June 12
67	Pugh, Justin	OL	6-5	311	8/15/1990	6	Syracuse	Knee/November 13
53	Shipley, A.Q.	OL	6-1	307	5/22/1986	7	Penn State	Knee/August 7
73	Wetzel, John	OL	6-7	328	7/18/1991	3	Boston College	Neck/November 3

Practice Squad

No.	Name	Pos.	Ht.	Wt.	Birthdate	NFL Exp.	College	Hometown
15	Crockett, Montay	WR	6-0	184	12/11/1993	1	Georgia Southern	Rock Hill, SC
54	Dora, Vontarrius	DE	6-4	256	9/7/1992	1	Louisiana Tech	West Point, MS
85	Holmes, Gabe	TE	6-5	255	3/29/1991	1	Purdue	Miramar, FL
66	Leonard, Rick	OL	6-7	311	11/22/1996	R	Florida State	Middletown, MD
39	Nichols, Deatrick	CB	5-10	189	6/8/1994	R	South Florida	Miami, FL
61	Shelton, Coleman	OL	6-4	299	7/28/1995	R	Washington	Pasadena, CA
17	Tolliver, Jalen	WR	6-3	210	12/30/1995	R	Arkansas-Monticello	Rayville, LA
34	Wilds, Brandon	RB	6-0	220	7/22/1993	2	South Carolina	Chapin, SC



2018 NFL STANDINGS AND SCHEDULE



NFC EAST		W	L	T	Div	Conf	Wk 1	Wk 2	Wk 3	Wk 4	Wk 5	Wk 6	Wk 7	Wk 8	Wk 9	Wk 10	Wk 11	Wk 12	Wk 13	Wk 14	Wk 15	Wk 16	Wk 17
Dallas	6	5	0	3-1	5-3		at Car	NYG	at Sea	DET	at Hou	JAC	at Was	(BYE)	TEN	at Phi	at Atl	WAS	NO	PHI	at Ind	TB	at NYG
Washington	6	5	0	2-1	6-3		at AZ	IND	GB	(BYE)	at NO	CAR	DAL	at NYG	ATL	at TB	HOU	at Dal	at Phi	NYG	at Jac	at Ten	PHI
Philadelphia	5	6	0	2-1	3-5		ATL	at TB	IND	at Ten	MIN	at NYG	CAR	at Jac	(BYE)	DAL	at NO	NYG	WAS	at Dal	at LAR	HOU	at Was
NY Giants	3	8	0	0-4	2-7		JAC	at Dal	at Hou	NO	at Car	PHI	at Atl	WAS	(BYE)	at SF	TB	at Phi	CHI	at Was	TEN	at Ind	DAL
NFC NORTH		W	L	T	Div	Conf	Wk 1	Wk 2	Wk 3	Wk 4	Wk 5	Wk 6	Wk 7	Wk 8	Wk 9	Wk 10	Wk 11	Wk 12	Wk 13	Wk 14	Wk 15	Wk 16	Wk 17
Chicago	8	3	0	3-1	6-1		at GB	SEA	at AZ	TB	(BYE)	at Mia	NE	NYJ	at Buf	DET	MIN	at Det	at NYG	LAR	GB	at SF	at Min
Minnesota	6	4	1	2-1-1	5-3-1		SF	at GB	BUF	at LAR	at Phi	AZ	at NYJ	NO	DET	(BYE)	at Chi	GB	at NE	at Sea	MIA	at Det	CHI
Green Bay	4	6	1	1-2-1	2-5-1		CHI	M/W	at Was	BUF	at Det	SF	(BYE)	at LAR	at NE	MIA	at Sea	at Min	AZ	ATL	at Chi	at NYJ	Det
Detroit	4	7	0	1-3	2-6		NYJ	at SF	NE	at Dal	GB	(BYE)	at Mia	SEA	at Min	at Chi	CAR	CHI	LAR	at AZ	at Buf	MIN	at GB
NFC SOUTH		W	L	T	Div	Conf	Wk 1	Wk 2	Wk 3	Wk 4	Wk 5	Wk 6	Wk 7	Wk 8	Wk 9	Wk 10	Wk 11	Wk 12	Wk 13	Wk 14	Wk 15	Wk 16	Wk 17
New Orleans	10	1	0	2-1	7-1		TB	CLE	at ATL	at NYG	WAS	(BYE)	at Bal	at Min	LAR	at Cin	PHI	ATL	at Dal	at TB	at Car	PIT	CAR
Carolina	6	5	0	1-1	4-4		DAL	at Atl	CIN	(BYE)	NYG	at Was	at Phi	BAL	TB	at Pit	at Det	SEA	at TB	at Cle	NO	ATL	at NO
Atlanta	4	7	0	2-2	4-4		at Phi	CAR	NO	CIN	at Pit	TB	NYG	(BYE)	at Was	at Cle	DAL	at NO	BAL	at GB	AZ	at Car	at TB
Tampa Bay	4	7	0	1-2	3-5		at NO	PHI	PIT	at Chi	(BYE)	at Atl	CLE	at Cin	at Car	WAS	at NYG	SF	CAR	NO	at Bal	at Dal	ATL
NFC WEST		W	L	T	Div	Conf	Wk 1	Wk 2	Wk 3	Wk 4	Wk 5	Wk 6	Wk 7	Wk 8	Wk 9	Wk 10	Wk 11	Wk 12	Wk 13	Wk 14	Wk 15	Wk 16	Wk 17
LA Rams	10	1	0	4-0	6-1		at OAK	AZ	LAC	MIN	at Sea	at Den	at SF	GB	at NO	SEA	KC	(BYE)	at Det	at Chi	PHI	at AZ	SF
Seattle	6	5	0	1-2	5-3		at Den	at Chi	DAL	at AZ	LAR	at Oak	(BYE)	at Det	LAC	at LAR	GB	at Car	SF	MIN	at SF	KC	AZ
Arizona	2	9	0	2-2	2-5		WAS	at LAR	CHI	SEA	at SF	at Min	DEN	SF	(BYE)	at KC	OAK	at LAC	at GB	DET	at Atl	LAR	at Sea
San Francisco	2	9	0	0-3	1-7		at Min	DET	at KC	at LAC	AZ	at GB	LAR	at AZ	OAK	NYG	(BYE)	at TB	at Sea	DEN	SEA	CHI	at LAR
AFC EAST		W	L	T	Div	Conf	Wk 1	Wk 2	Wk 3	Wk 4	Wk 5	Wk 6	Wk 7	Wk 8	Wk 9	Wk 10	Wk 11	Wk 12	Wk 13	Wk 14	Wk 15	Wk 16	Wk 17
New England	8	3	0	3-0	6-2		Hou	at Jac	at Det	MIA	IND	KC	at Chi	at Buf	GB	at Ten	(BYE)	at NYJ	MIN	at Mia	at Pit	BUF	NYJ
Miami	5	6	0	2-1	4-4		TEN	at NYJ	OAK	at NE	at Cin	CHI	DET	at Hou	NYJ	at GB	(BYE)	at Ind	BUF	NE	at Min	JAC	at Buf
Buffalo	4	7	0	1-1	3-5		at Bal	LAC	at Min	at GB	TEN	at Hou	at Ind	NE	CHI	at NYJ	(BYE)	JAC	at Mia	NYJ	DET	at NE	MIA
NY Jets	3	8	0	0-4	2-6		at Det	MIA	at Cle	at Jac	DEN	IND	MIN	at Chi	at Mia	BUF	(BYE)	NE	at Ten	at Buf	HOU	GB	at NE
AFC NORTH		W	L	T	Div	Conf	Wk 1	Wk 2	Wk 3	Wk 4	Wk 5	Wk 6	Wk 7	Wk 8	Wk 9	Wk 10	Wk 11	Wk 12	Wk 13	Wk 14	Wk 15	Wk 16	Wk 17
Pittsburgh	7	3	1	3-1-1	4-3-1		at Cle	KC	at TB	BAL	ATL	at Cin	(BYE)	CLE	at Bal	CAR	at Jac	at Den	LAC	at Oak	NE	at NO	CIN
Baltimore	6	5	0	2-3	6-3		Buf	at Cin	DEN	at Pit	at Cle	at Ten	NO	at Car	PIT	(BYE)	CIN	OAK	at Atl	at KC	TB	at LAC	CLE
Cincinnati	5	6	0	1-3	3-4		at Ind	BAL	at Car	at Atl	MIA	PIT	at KC	TB	(BYE)	NO	at Bal	CLE	DEN	at LAC	OAK	at Cle	at Pit
Cleveland	4	6	1	2-1-1	3-4-1		P/T	at NO	NYJ	at Oak	BAL	LAC	at TB	at Pit	KC	ATL	(BYE)	at Cin	at Hou	CAR	at Den	CIN	at Bal
AFC SOUTH		W	L	T	Div	Conf	Wk 1	Wk 2	Wk 3	Wk 4	Wk 5	Wk 6	Wk 7	Wk 8	Wk 9	Wk 10	Wk 11	Wk 12	Wk 13	Wk 14	Wk 15	Wk 16	Wk 17
Houston	8	3	0	3-1	6-2		at NE	at Ten	NYG	at Ind	DAL	BUF	at Jac	MIA	at Den	(BYE)	at Was	TEN	CLE	IND	at NYJ	at Phi	JAC
Indianapolis	6	5	0	2-1	5-4		CIN	at Was	at Phi	HOU	at NE	at NYJ	BUF	at Oak	(BYE)	JAC	TEN	MIA	at Jac	at Hou	DAL	NYG	at Ten
Tennessee	5	6	0	2-2	3-6		at Mia	HOU	at Jac	PHI	at Buf	BAL	at LAC	(BYE)	at Dal	NE	at Ind	at Hou	NYJ	JAC	at NYG	WAS	IND
Jacksonville	3	8	0	0-3	2-6		at NYG	NE	TEN	NYJ	at KC	at KC	HOU	PHI	(BYE)	at Ind	PIT	at Buf	IND	at Ten	WAS	at Mia	at Hou
AFC WEST		W	L	T	Div	Conf	Wk 1	Wk 2	Wk 3	Wk 4	Wk 5	Wk 6	Wk 7	Wk 8	Wk 9	Wk 10	Wk 11	Wk 12	Wk 13	Wk 14	Wk 15	Wk 16	Wk 17
Kansas City	9	2	0	3-0	7-1		at LAC	at Pit	SF	at Den	JAC	at NE	CIN	DEN	at Cle	AZ	at LAR	(BYE)	at Oak	BAL	LAC	at Sea	OAK
LA Chargers	8	3	0	2-2	5-2		KC	at Buf	at LAR	SF	OAK	at Cle	TEN	(BYE)	at Sea	at Oak	DEN	AZ	at Pit	CIN	at KC	BAL	at Den
Denver	5	6	0	2-2	3-5		SEA	at Bal	at Bal	KC	at NYJ	LAR	at AZ	at KC	HOU	(BYE)	at LAC	PIT	at Cin	at SF	CLE	at Oak	LAC
Oakland	2	9	0	0-3	1-6		LAR	at Den	at Mia	CLE	at LAC	SEA	(BYE)	IND	at SF	LAC	at AZ	at Bal	KC	PIT	at Cin	DEN	at KC

Bolded and Underlined Opponent - win Italics - Tie