



ARIZONA CARDINALS

GAME RELEASE - WEEK 4 #AZvsSF

Mark Dalton - Sr. Vice President, Media Relations | Chris Melvin - Sr. Director, Media Relations | Mike Helm - Sr. Manager, Media Relations
Imani Suber - Media Relations Coordinator | Clint Cohen - Coordinator, Corporate & Football Communications | Jocelyn Jones - Media Relations Seasonal Assistant



ARIZONA CARDINALS (1-2) VS. SAN FRANCISCO 49ERS (3-0) Levi's Stadium | October 1, 2023 | 1:25 PM



THIS WEEK'S PREVIEW

Coming off their first win of the season vs. Dallas in Week 3, the Cardinals are on the road this week as they travel to San Francisco to take on the 49ers at Levi's Stadium.

After starting the season with three straight games vs. teams from the NFC East, Arizona begins division play by taking on the defending NFC West champion 49ers. The Cardinals took down the heavily-favored Cowboys last week and now face a San Francisco squad that is one of the NFL's three remaining undefeated teams (Miami and Philadelphia).

Sunday's game will be the fifth meeting between the teams dating back to 2021 and the fourth to feature a different QB matchup. The 2021 season saw **Kyler Murray** vs. Trey Lance and Colt McCoy vs. Jimmy Garoppolo. In 2022 it was McCoy vs. Garoppolo and David Blough vs. Brock Purdy. The first of two matchups between the teams this season will see Arizona's **Joshua Dobbs** taking on Purdy.

A native of Queen Creek, AZ who attended Perry High School in Gilbert, Purdy was the 2017 Arizona Cardinals High School Player of the Year and 2016 Arizona Cardinals High School Offensive Player of the Year. On Sunday Arizona will look to deliver Purdy his first-ever regular season loss as a starter (he is currently 8-0).

The Cardinals will also be looking to build on their success at Levi's Stadium - where they are 6-3 all-time.

The recipe for both teams so far this season has been tough, physical defense and a formidable rushing attack. Led by RB **James Conner**, Arizona features the NFL's #6 ranked rushing attack (156.3 ypg) that has specialized in big plays (an NFL-high eight runs of 20+ yards). The league's leading rusher through three weeks, RB Christian McCaffrey heads the 49ers #3 ranked rushing attack (162.7 ypg).

Off to the most productive start of his career in 2023, Conner has been highly effective vs. San Francisco during his tenure in AZ. Conner has faced the 49ers three times as a member of the Cardinals, piling up 264 total yards (167 rushing; 97 receiving) and five total TDs (4 rushing; 1 receiving) in those contests.

Arizona follows this week's game with a return home for its fourth consecutive game vs. a team that earned a spot in the postseason last year. That matchup features the Cincinnati Bengals making just their second-ever regular season visit to State Farm Stadium. San Francisco remains home to take on the Dallas Cowboys in Week 5.



ARIZONA CARDINALS - 2023 SCHEDULE

Date	Opponent	Regular Season Location	AZ Time
Sep. 10	@ Washington	FedEx Field	L, 16-20
Sep. 17	N.Y. GIANTS	State Farm Stadium	L, 28-31
Sep. 24	DALLAS	State Farm Stadium	W, 28-16
Oct. 1	@ San Francisco	Levi's Stadium	1:25 PM
Oct. 8	CINCINNATI*	State Farm Stadium	1:05 PM
Oct. 15	@ L.A. Rams*	SoFi Stadium	1:25 PM
Oct. 22	@ Seattle *	Lumen Field	1:05 PM
Oct. 29	BALTIMORE*	State Farm Stadium	1:25 PM
Nov. 5	@ Cleveland*	Cleveland Browns Stadium	11:00 AM
Nov. 12	ATLANTA*	State Farm Stadium	2:05 PM
Nov. 19	@ Houston*	NRG Stadium	11:00 AM
Nov. 26	L.A. RAMS*	State Farm Stadium	2:05 PM
Dec. 3	@ Pittsburgh*	Acrisure Stadium	11:00 AM
	-BYE-		
Dec. 17	SAN FRANCISCO*	State Farm Stadium	2:05 PM
Dec. 24	@ Chicago*	Soldier Field	2:25 PM
Dec. 31	@ Philadelphia*	Lincoln Financial Field	11:00 AM
TBD	SEATTLE*	State Farm Stadium	TBD

* Subject to flexible scheduling decisions

GAME RELEASE INDEX

Page	Contents
2	Cardinals-49ers Connections & Game Info
3	By The Numbers / What To Look For in Week 4 / NFL Schedule
4-7	Highlights From Weeks 1-3
8-9	New Faces in 2023 / Roster Facts & Figures / State Farm Stadium
10	Jonathan Gannon Era Begins / Coordinator Highlights
11	Assistant Coaching Staff
12	Cardinals 2023 NFL Draft Picks
13	New Uniforms in 2023
14	Michael Bidwill / Monti Ossenfort
15	Zach Ertz Highlights
16	James Conner Highlights
17	Marquise Brown / Greg Dortch / Rondale Moore
18	Special Teams Highlights / Matt Prater
19-52	2023 Statistics / Rosters / Depth Chart / 2023 NFL Standings

THE HIGHLIGHTS

- Sunday's meeting between the Cardinals and 49ers is the 64th all-time matchup between the teams in a series that dates back to 1951. This will be the 43rd game between the teams since they became division rivals in 2002.
- AZ RB **James Conner** (5.2 avg.) and SF RB Christian McCaffrey (5.9 avg.) are the only two players in the NFL averaging 5.0+ yards per rush attempt with 50+ carries in 2023.
- The Cardinals 469 rushing yards in 2023 are the most through the first three games of a season since 1988 when the team ran for 478 yards in the first three contests.
- Since individual sacks became an official stat in 1982, **LB Kyzir White is the first Arizona player to have 30+ tackles, a sack and an INT through the first three games of a season.**
- Through three games this season, Arizona's defense has accumulated 11 sacks, three INTs (one returned for a TD), 23 passes defended, two forced fumbles, two fumble recoveries, 16 tackles for loss and 15 QB hits. The Cards 11 sacks are tied for fifth in the NFL and their 23 passes defended rank second.
- Over the last two games, QB **Joshua Dobbs** has completed 38-of-52 pass attempts (73.1%) for 417 yards, two TDs and a passer rating of 109.2. He has also rushed for 96 yards and a TD on nine carries.
- After going without a sack in 28 games played through his first two NFL seasons (2021-22), LB **Victor Dimukeje** now has 2.5 sacks through three games in 2023. He has at least a partial sack in all three contests this season.
- Arizona has finished with +1 in turnover margin in all three games in 2023. It is just the third time in team history (1982, 1955) that the Cardinals had a positive turnover differential in each of the first three games of a season.

BROADCAST INFORMATION



Television: FOX / Play-By-Play: Kevin Kugler Analyst: Mark Sanchez Sideline: Laura Okmin
Cardinals Radio: Arizona Sports 98.7 FM / Play-By-Play: Dave Pasch Analyst: Ron Wolfley Sideline: Paul Calvisi
Cardinals Spanish Radio: La Indiscreta 106.7 FM / Play-By-Play: Luis Hernandez Analyst: Jose Romero



CARDINALS-49ERS CONNECTIONS

49ERS CONNECTIONS

Cardinals OL **Keith Ismael** spent the 2022 season on the 49ers practice squad and was with San Francisco throughout the 2023 offseason.

Cardinals S **Qwuantrezz Knight** entered the NFL as a rookie free agent with San Francisco in 2022. He spent last season on the team's practice squad and started the 2023 season on the team's practice squad before signing to Arizona's active roster on 9/18/23.

Cardinals OL **Ilm Manning** signed with the 49ers as a rookie free agent out of Hawaii in 2023 and spent this offseason in San Francisco.

Cardinals Asst. Head Coach/Special Teams Coordinator **Jeff Rodgers** entered the NFL coaching ranks with the 49ers, spending five seasons (2003-07) with San Francisco. He spent two seasons as the special teams quality control coach before being promoted to asst. special teams coach (2005-07).

Cardinals Director of Football Performance **Shea Thompson** spent the past four seasons (2019-22) with the 49ers as the director of performance monitoring/asst. strength and conditioning coach. In those four seasons, the 49ers played in three NFC Championship games (2019, '21-22) and advanced to Super Bowl LIV following his first season with the team.

Cardinals Coordinator, Corporate and Football Communications **Clint Cohen** spent the past two seasons (2021-22) on the 49ers communications staff.

CARDINALS CONNECTIONS

49ers Defensive Coordinator **Steve Wilks** served as the head coach of the Cardinals in 2018.

49ers Offensive Assistant **Jordan Hogan** spent two seasons (2020-21) as the Bill Bidwill Coaching Fellow with the Cardinals.

49ers Football R&D Analyst **Meredith Manley** worked for three seasons (2019-21) as a football analytics assistant for the Cardinals.

CALIFORNIA/BAY AREA CONNECTIONS

Cardinals TE **Zach Ertz** is a native of Danville, CA and attended Monte Vista High School. As a senior in 2008, he was a first-team All-State selection with 56 receptions for 756 yards and 14 TDs. He then went on to earn unanimous All-American honors at Stanford (2009-12) where he appeared in 38 games and finished his career with 112 receptions for 1,434 yards and 15 TDs.

Cardinals WR **Michael Wilson** spent five years (2018-22) at Stanford, where he appeared in 39 games (30 starts) and totaled 134 receptions for 1,662 yards (12.4 avg.) and 11 TDs. He was a two-time honorable-mention All-Pac-12 selection (2020, 2022) and four-time member of the Pac-12 All-Academic Honor Roll (2019, 2020, 2021, 2022). Wilson graduated with a master's degree in Communication and Media Studies in 2022 and a bachelor's degree in Management Science and Engineering, Finance, and Decision.

Cardinals TE **Elijah Higgins** played four seasons (2019-22) at Stanford and appeared in 40 games (23 starts) with 119 receptions for 1,380 yards and six TDs. He earned All-Pac-12 honorable mention honors as a senior in 2022 after posting 59 receptions for a team-high 704 yards and two TDs.

Cardinals OL **Keith Ismael** is a native of Oakland, CA and attended Sacred Heart Cathedral (San Francisco) Prep.

Cardinals Passing Game Coordinator/WRs **Drew Terrell** played four seasons as a WR and punt returner at Stanford (2009-12), earning honorable mention All-Pac 12 honors as a returner three times (2010-12).

ARIZONA CONNECTIONS

49ers WR **Brandon Aiyuk** played for Arizona State from 2018-19. He appeared in 25 games in two seasons and registered 98 receptions for 1,666 yards and 11 TDs. Also recorded 28 kickoff returns for 760 yards (27.1 avg.) and 25 punt returns for 293 yards (11.7 avg.) and a TD. He earned All-American honors as a senior in 2019 after totaling 1,192 receiving yards, the fifth-most in a single-season in program history.

49ers LB **Demetrius Flannigan-Fowles** is a native of Tucson, AZ. He graduated from Mountain View High School after playing two seasons at Tucson High School. He then went on to star at the University of Arizona, where he played in 50 games in four seasons (2015-18) and registered 243 tackles, 10 tackles for loss, 22 passes defensed, 6 INTs, 3 forced fumbles and 2 fumble recoveries.

49ers President **Al Guido** served as the Phoenix Coyotes senior director of ticket sales from 2004-07.

49ers Pro Scout **Fred Gammage III** is a Tempe, AZ native and graduated from Brophy Prep. A walk on at Arizona State (2012-2016), he went on to become an intern with the football management staff after graduating in 2017 and later served as an assistant director of player personnel in 2018.

49ers Pro Scout **Steve Slowik** spent three seasons as the WRs coach at Horizon High School in Scottsdale, AZ.

PRO/COLLEGE CONNECTIONS

49ers Offensive Passing Game Specialist **Kliint Kubiak** (2012-14, 2019-21) served on the Vikings staff with Cardinals Head Coach **Jonathan Gannon** (2014-17), Offensive Coordinator **Drew Petzing** (2014-19), Defensive Coordinator **Nick Rallis** (2018-20), and OLBs coach **Rob Rodriguez** (2014-19).

Cardinals LB **Kyzir White** (2018-21) was coached by 49ers Asst. Head Coach/RBs **Anthony Lynn** (2017-20) when Lynn served as the head coach of the Los Angeles Chargers.

Cardinals LB **BJ Ojulari** and 49ers RB **Tyrion Davis-Price** were teammates for two seasons (2020-21) at LSU.

2023 SEASON STATISTICS

Statistic	AZ	Rank	SF	Rank
Points Scored/Game	24.0	t-12	30.0	3
Points Allowed/Game	22.3	t-16	14.0	5
TDs Scored	7	t-15	9	t-5
TDs Allowed	7	t-16	4	t-4
Rushing TDs	4	t-4	5	3
Passing TDs	2	t-24	4	t-11
Return TDs	1	t-3	0	t-16
Rushing TDs Allowed	3	t-19	2	t-10
Passing TDs Allowed	4	t-15	2	t-3
Return TDs Allowed	0	t-1	0	t-1
Sacked/Yards Lost	5/29	t-8	6/27	t-11
Fumbles/Lost	3/2	t-19	6/1	t-7
Field Goals Made	8/9	t-5	9/9	t-2
Total Yards/Game	329.7	18	399.0	4
Opp. Total Yards/Game	367.7	26	258.3	3
Rushing Yards/Game	156.3	6	162.7	3
Opp. Rushing Yards/Game	134.7	26	53.0	3
Passing Yards/Game	173.3	27	236.3	10
Opp. Passing Yards/Game	233.0	21	205.3	14
Turnover Ratio	+3	t-7	+4	t-3
Average Time of Possession	28:13	24	34:27	t-4

ONCE AGAIN, ARIZONA FACES A NATIVE SON

After facing him for the first time in Week 18 last season, Arizona will once again face the NFL QB who grew up in its own back yard. **49ers second-year QB Brock Purdy - selected by the Niners with the final pick (7th round, 262nd overall) of the 2022 NFL Draft - is a native of Queen Creek, AZ and attended Perry High School in Gilbert.**



A two-time first-team All-State selection, Purdy was the 2017 Arizona Gatorade Player of the Year as a senior after throwing for 4,405 yards and 57 TDs in leading Perry to the Class 6A state championship game. Both his passing yards and passing TD totals were 6A state records. He also ran for 1,016 yards and 10 TDs that season.

Purdy was honored numerous times by the Cardinals during his prep career:

- 2017 Arizona Cardinals High School Player of the Year
- 2017 Arizona Cardinals High School Player of the Week (Week 9)
- 2016 Arizona Cardinals High School Offensive Player of the Year
- 2016 Arizona Cardinals High School Player of the Week (Week 9)

Purdy finished his prep career with 8,937 passing yards and 107 TDs while adding 2,367 rushing yards and 20 TDs.

CARDS GO FOR WIN #7 AT LEVI'S STADIUM

The Cardinals head to San Francisco this week to take on the 49ers in Arizona's first divisional matchup of the 2023 season. **The Cardinals have had success at Levi's Stadium, posting a 6-3 record at the venue since it opened in 2014.**

Arizona's six victories at Levi's Stadium have come with five different starting QBs. On Sunday, Cards QB Joshua Dobbs will make his 6th career start while playing his first-ever game on San Francisco's home field.



Quarterback	Wins
Drew Stanton	2
Kyler Murray	1
Colt McCoy	1
Carson Palmer	1
Josh Rosen	1

CONNER SCORES A LOT VS. DIVISION OPPONENTS

Since joining the Cardinals in 2021, RB **James Conner** has played 10 games against NFC West opponents. **He has 14 TDs in those contests. No player in the NFL has more TDs in division games over the last three seasons.**



NFL Leaders - TDs vs. Division Opponents (2021-23)			
Rnk	Player (Team)	TDs	Division
1	RB James Conner (AZ)	14	NFC West
2	WR Davante Adams (LV)	12	NFC North/AFC West
3	RB Ezekiel Elliott (NE)	11	NFC East/AFC East
4t	RB Aaron Jones (GB)	11	NFC North
4t	TE George Kittle (SF)	11	NFC West

Conner has faced the 49ers three times during his time with the Cardinals. In those three contests he had 264 total yards (167 rushing; 97 receiving) and five total TDs (4 rushing; 1 receiving).

BY THE NUMBERS

6-3

Cardinals record at Levi's Stadium since the venue opened in 2014.

5

Different starting QBs who have won a game at Levi's Stadium for the Cardinals: Drew Stanton (2), Kyle Murray (1), Colt McCoy (1), Carson Palmer (1) and Josh Rosen (1).

123:24

Total game time in which the Cardinals have held a lead this season. That total ranks fourth in the NFL. Arizona has trailed for only 30:27 of game time.

469

Rushing yards for the Cardinals in 2023. That is the most for the team through the first three games of a season since 1988 (478).

8

Runs of 20+ yards for the Cardinals in 2023. That is the most in the NFL this season and just one shy of their total from all of 2022 (9).

28

Points for the Cardinals vs. the Cowboys #1 ranked scoring defense last week. Dallas had allowed points on just two of 23 opponent drives in its first two games. Arizona scored on each of its first five possessions and had points on six of eight drives in the game (excluding final drive which ended on kneel downs).

400

Total yards for the Cardinals last week vs. Dallas. Arizona had more total yards last Sunday than the Cowboys allowed in their first two games combined (386).

7

Cardinals players who have record at least one sack this season: LBs **Dennis Gardeck** (3.0), **Victor Dimukeje** (2.5), **Zaven Collins** (1.5) and **Kyzir White** (1.0) and DLs **Jonathan Ledbetter** (1.0), **Carlos Watkins** (1.0) and **Leki Fotu** (1.0). Arizona's seven different players with 1.0+ sack in 2023 is tied for the most in the NFL.

81.0

Completion percentage for QB Joshua Dobbs last week vs. Dallas (17-of-21). It represents a career high and the seventh-best single-game total in franchise history (min. 20 attempts).

1958

Prior to Dobbs in Week 3 vs. Dallas, the last time a Cardinals player had a completion of 60+ yards and run of 40+ yards in a single game. Dobbs had a 69-yard completion to WR Michael Wilson and a 44-yard run vs. the Cowboys.

62

Distance - in yards - of K Matt Prater's FG leading into halftime last week. It tied his own record for longest FG in franchise history. It was Prater's third career FG of 60+ yards.

73

Career FGs of 50+ yards for Prater. That is the most in NFL history and 15 more than the players who rank second on the list. Prater has 14 made FGs of 50+ yards in just 33 games with the Cardinals.

14

Tackles for LB Kyzir White last week vs. Dallas, to go along with an INT pass defended and a tackle for loss. Dating back to at least 1970, White joined S Budda Baker (14 tackles & INT vs. Seattle on 10/25/20) as the only Cardinals players to record at least 14 tackles and an INT in a single game.

30

Tackles for White in 2023, a team-high. In his first three games as a member of the Cardinals, White accumulated 30 tackles, an INT, a sack, three tackles for loss, a pass defended and a QB hit. Since individual sacks became an official stat in 1982, White is the first Arizona player to have 30+ tackles, a sack and an INT through the first three games of a season.

11.0

Career sacks for LB Dennis Gardeck, who is just one sack shy of tying the franchise record for career sacks by a player who entered the NFL undrafted. The current record of 12.0 is held by LB Ronald McKinnon.

2.5

Sacks for third-year LB Victor Dimukeje through three games this season. Dimukeje went without a sack in 28 games played in his first two seasons. He has at least a partial sack in all three games in 2023.

249

Tackles for S Jalen Thompson over the last three seasons (2021-23). During that span only Chargers All-Pro S Derwin James (257) has more tackles than Thompson among all NFL DBs.

160

Total yards on WR Rondale Moore's three career TDs: 77 and 38-yard receptions and 45-yard run. Moore's three career TDs have averaged 53.3 yards.

161

Receiving yards for rookie WR Michael Wilson in 2023, a team-high.

WHAT TO LOOK FOR IN WEEK 4

WITH A WIN THIS WEEK...

• The Cardinals would improve to 7-3 all-time at Levi's Stadium. Arizona would have more road wins at Levi's Stadium than any other team since the venue opened in 2014.

MILESTONES WITHIN REACH

TE Zach Ertz

• With a reception, Ertz would have at least one catch in 120 consecutive games. That would extend the fourth-longest active streak in the NFL.
• With four catches, Ertz would reach 700 receptions in his career. He would become just the eighth TE in NFL history to reach 700 career receptions.

RB James Conner

• With a TD (of any kind), Conner would have six TDs in four games vs. the 49ers since joining the Cardinals in 2021. He would also have 15 TDs in 11 games vs. NFC West opponents during that span.
• With a rushing TD, Conner (25) would tie Pat Harder for 9th place on the franchise all-time list for career rushing TDs.

WR Marquise Brown

• With a TD reception, Brown would have at least one TD catch in three consecutive games in a single season for just the second time in his career (Games 11-13 in 2020 with Baltimore).

LB Dennis Gardeck

• With a sack, Gardeck would tie the franchise record for sacks by a player who entered the league as a rookie free agent. LB Ronald McKinnon (12.0) holds the current mark.

K Matt Prater

• With 10 points, Prater would pass Nick Lowery (1,711) for 18th place on the NFL's all-time scoring list.

LB Kyzir White

• With an INT, White would have an INT in back-to-back games for the first time in his career. He would also have as many INTs in four games with the Cardinals this season (2) as he had in his previous three seasons (45 games) combined (2).

LB Victor Dimukeje

• With a sack, Dimukeje (who went without a sack in his first two NFL seasons) would have at least a partial sack in all four games in 2023.

NFL WEEK 4 SCHEDULE

Thursday, September 28

Detroit Lions at Green Bay Packers - 5:15 PM (Prime Video)

Sunday, October 1

Atlanta Falcons at Jacksonville Jaguars - 6:30 AM (ESPN+) - London
Miami Dolphins at Buffalo Bills - 10:00 AM (CBS)
Minnesota Vikings at Carolina Panthers - 10:00 AM (FOX)
Denver Broncos at Chicago Bears - 10:00 AM (CBS)
Baltimore Ravens at Cleveland Browns - 10:00 AM (CBS)
Pittsburgh Steelers at Houston Texans - 10:00 AM (CBS)
Los Angeles Rams at Indianapolis Colts - 10:00 AM (FOX)
Tampa Bay Buccaneers at New Orleans Saints - 10:00 AM (FOX)
Washington Commanders at Philadelphia Eagles - 10:00 AM (FOX)
Cincinnati Bengals at Tennessee Titans - 10:00 AM (FOX)
Las Vegas Raiders at Los Angeles Chargers - 1:05 PM (CBS)
Arizona Cardinals at San Francisco 49ers - 1:25 PM (FOX)
New England Patriots at Dallas Cowboys - 1:25 PM (FOX)
Kansas City Chiefs at New York Jets - 5:20 PM (NBC)

Monday, October 2

Seattle Seahawks at New York Giants - 5:15 PM (ABC/ESPN)

KEEPING UP WITH THE CARDINALS

Media covering the Cardinals are strongly encouraged to utilize the team's media site on NFL Online Media Guide (www.NFLOMG.com).

The all-encompassing media resource is updated continuously and includes the following and more:

- Traditional media guide information
- Both Cardinals and opponent game releases
- Player bios updated in real-time.
- Official league statistics from NFL GSIS
- Tweet-ready charts and stat grids
- Customizable in-game reports
- Final game books and statistics
- Records and milestones tracked live
- Postgame quotes

Media members without an account can contact the Cardinals Media Relations Department to gain access to the site.



HIGHLIGHTS FROM THE 2023 SEASON

CARDS TAKE DOWN COWBOYS IN WEEK 3

Arizona earned its first win of the season and the first victory of the Jonathan Gannon/Monti Ossenfort era after defeating the previously unbeaten Cowboys 28-16 in front of a sold-out crowd at State Farm Stadium last week.

CARDS NEVER TRAILED AGAINST THE COWBOYS

Entering last week's contest, the Cowboys had not trailed at any point this season - winning their first two games by a combined score of 70-10. Dallas held a lead for 107:22 of 120 minutes of play in those two contests.

Arizona never trailed in its victory over the Cowboys, taking a 3-0 lead 2:29 into the game and holding it for the final 57:31.

Through the first three weeks of the 2023 season, the Cardinals have held a lead for 123:24 on game time - while trailing for only 30:27. The Cardinals 123:24 time leading this season ranks fourth in the NFL.



2023 NFL Leaders - Time Holding Lead Thru Week 3

Rnk	Team	Time
1	Philadelphia	142:39
2	Buffalo	133:57
3	San Francisco	127:41
4	Arizona	123:24
5	Miami	121:24

OTHER HIGHLIGHTS FROM AZ'S WEEK 3 WIN

- After allowing just one TD in their first two games combined, the Cowboys allowed three TDs (2 rushing, 1 passing) against the Cardinals last week. Arizona scored nearly three times as many points (28) as Dallas allowed in its first two games combined (10).
- **Dallas allowed points on just two of 23 opponent drives in its first two games. Arizona scored on each of its first five possessions and had points on six of eight drives (excluding final drive which ended on kneel downs).**
- Last Sunday's game marked just the fourth time in the last 23 seasons Arizona scored on each of its first five possessions in a game: 10/17/21 @ Cleveland; 10/13/19 vs. Atlanta; 11/8/09 @ Chicago.
- **Arizona had more total yards in the contest (400) than the Cowboys #1 ranked defense allowed in their first two games combined (386).**

SHOUTOUT TO THE BIG GUYS UP FRONT

Despite facing some of the league's most talented defensive fronts through the first three games this season, Arizona's offensive line - LT D.J. Humphries, LG Elijah Wilkinson, C Hjalte Froholdt, RG Will Hernandez, RT Paris Johnson Jr. - have more than held up in both the running and passing games.



A look at some offensive highlights this season that reflect on how well the O-Line has performed, with special emphasis on the last two games.

Statistic	Total	NFL Rank	Notes
Sacks Allowed	5	t-8	2 sacks on 52 attempts in last 2 games
Sack Yardage	29	9	11 yards allowed in last 2 games
Rushing Yds	469	6	373 yards in last 2 games
Rushing Yds/Att	5.58	2	6.3 avg. in last 2 games
Rushing TDs	4	t-4	4 in last 2 games
Runs of 10+ Yds	13	t-4	11 in last 2 games
Runs of 20+ Yds	8	1	7 in last 2 games

WEEK 3 VS. DALLAS

Dating back to 1950, last Sunday's game marked just the second time the Cardinals rushed for 220+ yards on 30 attempts or fewer: 250 yards on 26 attempts vs. Washington (9/27/59).

WEEK 2 VS. NY GIANTS

The O-Line did not allow a sack on 31 pass attempts and also paved the way for the Cards to rush for 151 yards and two TDs on 29 carries (5.2 avg.). RB James Conner rushed for 106 yards and a TD on 23 carries (4.6 avg.).

That performance:

- **Broke a streak of 20 consecutive games allowing at least one sack.**
- **Marked the first time in a span of 45 games w/ 150+ rushing yards and 0 sacks allowed.**

DEFENSE KEEPS PUTTING UP NUMBERS

Despite already missing a number of key starters (S Budda Baker, LB Josh Woods, DL L.J. Collier, DL Carlos Watkins and DL Leki Fotu have all missed time this season), the Cardinals defense has been highly productive through the first three games this season. A look at some of the numbers:



- 11.0 Sacks**
- 5 Takeaways (3 INT, 2 FR)**
- 1 Touchdown (Fumble Return)**
- 2 Forced Fumbles**
- 2 Fumble Recoveries**
- 23 Passes Defensed**
- 15 QB Hits**
- 16 Tackles for Loss**

The Cardinals 11 sacks are tied for fifth in the NFL and their 23 passes defensed rank second.

2023 NFL Leaders - Sacks

Rnk	Team	Sacks
1	Pittsburgh	13
2t	Buffalo	12
2t	Dallas	12
2t	Indianapolis	12
5t	Arizona	11
5t	Baltimore	11

2023 NFL Leaders - Passes Defensed

Rnk	Team	PD
1	New Orleans	26
2	Arizona	23
3t	L.A. Chargers	19
3t	Pittsburgh	19
5t	Dallas	16
5t	Green Bay	16

SPREADING THE PRESSURE

Through three games the Cardinals had seven different players record at least one sack this season: LBs Dennis Gardeck (3.0), Victor Dimukeje (2.5), Zaven Collins (1.5) and Kyzir White (1.0) and DLs Jonathan Ledbetter (1.0), Carlos Watkins (1.0) and Leki Fotu (1.0).

Arizona's seven different players with 1.0+ sack in 2023 is tied for the most in the NFL.

TURNING AWAY DALLAS IN THE RED ZONE

The Cowboys reached the red zone on five of their final six possessions last week, but a determined Arizona defense held Dallas to just one TD - and 13 total points - on those five possessions. One ended on a turnover on downs while another ended on an INT by LB Kyzir White.

ARIZONA RUNNING IT UP IN 2023

The Cardinals finished last week's win over the Cowboys with 222 rushing yards and two TDs on 30 carries (7.4 avg.). It marked Arizona's highest rushing total since the team ran for 261 yards at Dallas on 10/19/20.



Through Week 3, Arizona has rushed for 469 yards and four TDs on 84 carries (5.6 avg.). **The Cardinals rank sixth in the NFL in rushing yards and second in rushing yards per carry this season.**

2023 NFL RUSHING LEADERS (TEAM)

Rushing Yards (2023)			Rushing Yds/Att (2023)		
Rnk	Team	Yds	Rnk	Team	Avg.
1	Miami	565	1	Miami	6.08
2	Philadelphia	557	2	Arizona	5.58
3	San Francisco	488	3	Washington	4.98
4	Cleveland	482	4	Buffalo	4.98
5	Baltimore	474	5	Philadelphia	4.88
6	Arizona	469			

The Cardinals 469 rushing yards in 2023 are the most through the first three games of a season since the team ran for 478 yards in the first three contests in 1988.

Arizona had runs of 45 yards (TD), 44 yards, 26 yards and 20 yards vs. the Cowboys last week. **The Cardinals now have an NFL-high eight runs of 20+ yards through three games, which nearly equals their total from all of last season (9).**

The Cardinals had three different players - RB James Conner (98), QB Joshua Dobbs (55) and WR Rondale Moore (54) - rush for 50+ yards last Sunday. It was just the third time in the last 43 years that Arizona had at least three players with 50+ rushing yards in a game.

FIRST HALF PERFORMANCE FOR THE AGES

Arizona rushed for 182 yards on 16 carries in the first half vs. Dallas. Dating back to at least 1950, it marked just the third time AZ rushed for 180+ yards in a single half (1st or 2nd half): 214 in 2nd half @ New Orleans (9/22/96) and 186 in 2nd half @ Dallas (10/19/20).

DOBBS GETS FIRST CAREER WIN

#9 LEADS CARDS OVER COWBOYS IN WEEK 3

Making his fifth career start, QB Joshua Dobbs **earned his first NFL win after completing 17-of-21 pass attempts (81.0%) for 189 yards, a TD and a passer rating of 120.0 in the victory over Dallas last week. He also rushed for 55 yards on six carries.**



Dobbs easily established career highs in passer rating (previous high was 99.9) and completion percentage (previous high was 70.0). His 81.0 completion percentage also represents the seventh-best single-game total in franchise history (min. 20 attempts).

Franchise Record – Single-Game Completion Pct. (min. 20 att)

Rnk	Player	Pct	Opponent	Comp/Att
1	Kurt Warner	92.3	9/20/09 @ Jax	24/26
2	Colt McCoy	84.6	11/7/21 @ SF	22/26
3	Carson Palmer	84.4	12/8/13 vs. StL	27/32
4	Kyler Murray	82.4	9/26/21 @ Jax	28/34
5t	Carson Palmer	81.8	10/15/17 vs. TB	18/22
5t	Steve Buehrlein	81.8	1/2/94 @ Atl	27/35
7	Joshua Dobbs	81.0	9/24/23 vs. Dal	17/21
8	Kyler Murray	80.8	11/8/20 vs. Mia	21/26
9	Kyler Murray	80.6	9/19/21 vs. Min	29/36
10	Neil Lomax	80.4	12/16/84 @ Was	21/27

Over the last two games, Dobbs has completed 38-of-52 pass attempts (73.1%) for 417 yards, two TDs and a passer rating of 109.2. He has also rushed for 96 yards and a TD on nine carries.

CONNER WAY ABOVE AVERAGE IN 2023

Following up on his first 100-yard rushing performance of the season in Week 2, RB James Conner ran for 98 yards and a TD on just 14 carries (7.0 avg.) in the win over the Cowboys last week.

It marked the first time in Conner's career he averaged 7.0+ yards per carry in a game in which he had more than two rush attempts.

Through three games, Conner has rushed for 266 yards and two TDs on 51 carries (5.2 avg.). His 266 rushing yards rank third in the NFL this season.



NFL Leaders – Rushing Yards (2023)

Rnk	Player (Team)	Yards
1	RB Christian McCaffrey (SF)	353
2	RB James Cook (Buf)	267
3	RB James Conner (AZ)	266
4	RB Tony Pollard (Dal)	264
5	RB Raheem Mostert (Mia)	240

Conner (5.2 avg.) and 49ers RB Christian McCaffrey (5.9 avg.) are the only two players in the NFL averaging 5.0+ yards per rush attempt with 50+ carries in 2023.

Conner had runs of 20 and 26 yards against the Cowboys last Sunday. He now has an NFL-high four runs of 20+ yards this season. Just twice in Conner's career has he had more runs of 20+ yards in an entire season (9 in 2018; 5 in 2020) than he has through three games in 2023.

2023 NFL Leaders - Runs of 20+ Yards

Rnk	Player (Team)	20+
1	RB James Conner (AZ)	4
2t	RB Tony Pollard (Dal)	3
2t	RB De'Von Achane (Mia)	3
4t	9 players tied	2

Conner 20-Yard Runs by Season

Year	20+	Year	20+
2023	4	2019	2
2022	3	2018	9
2021	3	2017	1
2020	5		

DOBBS SHINES AS DUAL THREAT

In last week's win over the Cowboys, QB Joshua Dobbs had a long pass of 69 yards and a long run of 44 yards.

Dating back to 1940, the only other player in franchise history to have a completion of 60+ yards and a rush of 40+ yards in a single game was M.C. Reynolds on 11/2/58 vs. Philadelphia. The last NFL player to accomplish the feat was Baltimore's Lamar Jackson on 9/18/22 vs. Miami.

Dobbs' 44-yard run in the first quarter vs. the Cowboys was the longest run by a QB in the NFL this season. He now owns the longest run by a QB (44 yards) and longest TD run by a QB (23 yards vs. NYG on 9/17/23) in the NFL in 2023.



Longest Runs by NFL QB in 2023

Rnk	Player (Team)	Dist	Opponent
1	Joshua Dobbs (AZ)	44	9/24 vs. Dallas
2	Bryce Young (Car)	26	9/18 vs. New Orleans
3t	Jordan Love (GB)	24	9/24 vs. New Orleans
3t	Jordan Love (GB)	24	9/17 @ Atlanta
5t	Joshua Dobbs (AZ)	23(TD)	9/17 vs. NY Giants
5t	Josh Allen (Buf)	23	9/24 @ Washington

Dobbs' 23-yard TD run vs. the Giants in Week 2 was the first rushing TD of his career. It was also one of the longest for a Cardinals QB in over a half-century. It was just the third rushing TD of 23+ yards by an Arizona QB in the last 64 seasons (1960-2023). It was the longest TD run by a Cardinals QB since Jake Plummer's 34-yarder against San Francisco in 2002.

TD Runs of 20+ Yards by Cardinals QB (1960-2023)

Rnk	Player	Yds	Opponent
1	Jake Plummer	34	10/27/02 @ SF
2t	Joshua Dobbs	23	9/17/23 vs. NYG
2t	Jim Hart	23	9/24/67 @ Pit
4t	Kyler Murray	22	9/13/20 @ SF
4t	Kyler Murray	22	11/17/19 @ SF
4t	Neil Lomax	22	12/6/81 vs. NO

Through three games, Dobbs has rushed for 93 yards and a TD on 12 carries (7.8 avg.). His 93 rushing yards ranks fifth among NFL QBs.

2023 NFL Leaders - Rushing Yards by QB

Rnk	Player (Team)	Yds	Att	Avg.	TD
1	Lamar Jackson (Bal)	193	32	6.03	2
2	Justin Fields (Chi)	109	24	4.54	1
3	Daniel Jones (NYG)	107	24	4.46	1
4	Patrick Mahomes (KC)	103	16	6.44	0
5	Joshua Dobbs (AZ)	93	12	7.75	1

PLAYING TURNOVER-FREE FOOTBALL

Last week's victory over Dallas marked the second consecutive game Arizona went without a turnover. The Cardinals accomplished the feat vs. a Dallas team that led the NFL in takeaways (7) this season. Arizona snapped the Cowboys streak of eight consecutive games with at least one takeaway, a streak which saw Dallas force 24 total turnovers.

Arizona has had a +1 in turnover margin in all three games this season. It marks just the third time in franchise history (1982, 1955) that the Cardinals have had a positive turnover differential in each of the first three games of a season.

The 2023 season marks just the second time in team history (2014) Arizona went without an INT thrown through the first three games of a season.

Arizona has committed just two turnovers this season and has five takeaways. The Cardinals +3 turnover differential is tied for seventh in the NFL in 2023.

2023 NFL Leaders - Turnover Differential

Rnk	Team	Diff	TA	TO
1	Dallas	+6	7	1
2	Tampa Bay	+5	7	2
3t	Buffalo	+4	9	5
3t	San Francisco	+4	5	1
3t	Pittsburgh	+4	8	4
3t	Philadelphia	+4	8	4
7t	Arizona	+3	5	2
7t	L.A. Chargers	+3	4	1



ANOTHER LONG TD FOR RONDALE

Entering last Sunday's game vs. Dallas, WR Rondale Moore had two career TDs - on receptions that covered 77 and 38 yards. He now has a third long-distance TD on his resume, this one coming on the ground. Early in the second quarter vs. the Cowboys, Moore gave Arizona a 15-3 lead with a 45-yard TD run.

In addition to being the first rushing TD of his career, it was also the fourth-longest rushing TD by a WR in franchise history.

Franchise History – Longest TD Run by WR

Rnk	Player	Dist	Opponent
1t	J.J. Nelson	56	12/11/16 @ Mia
1t	Bobby Joe Conrad	56	9/27/59 vs. Was
3	John Gilliam	48	11/16/70 @ Dal
4	Rondale Moore	45	9/24/23 vs. Dal
5	Roy Green	44	12/6/81 vs. NO



Moore's three career TDs have covered 160 total yards (53.3-yard average).

PRATER HITS THIRD FG OF 60+

TIES OWN TEAM RECORD WITH 62-YARDER

K Matt Prater ended the first half of last Sunday's victory over the Cowboys with a 62-yard FG, tying his own record for the longest FG in franchise history. He also had a 62-yarder vs. Minnesota on 9/19/21.

There have now been seven made FGs of 57+ yards in franchise history – and Prater owns three of those.

Franchise Record – Longest Field Goal

Rnk	Player	Dist	Opponent
1t	Matt Prater	62	9/24/23 vs. Dal
1t	Matt Prater	62	9/19/21 vs. Min
3	Jay Feely	61	10/14/12 vs. Buf
4	Chandler Catanzaro	60	9/25/16 at Buf
5t	Matt Prater	57	1/1/23 at Atl
5t	Zane Gonzalez	57	9/13/20 at SF
5t	Phil Dawson	57	11/26/17 vs. Jax



There have been just 15 made FGs of at least 62 yards in NFL history. Prater - who owns the second-longest FG in NFL history (64 yards) - has three. He joins Brett Maher (3) as the only kickers in league history with multiple FGs of 62 yards or longer.

NFL History - Longest Made Field Goal

Rnk	Player (Team)	Dist	Opponent
1	Justin Tucker (Bal)	66	9/26/21 at Detroit
2	Matt Prater (Den)	64	12/8/13 vs. Tennessee
3t	Brett Maher (Dal)	63	10/20/19 vs. Philadelphia
3t	Graham Gano (Car)	63	10/7/18 vs. NY Giants
3t	David Akers (SF)	63	9/9/12 at Green Bay
3t	Sebastian Janikowski (Oak)	63	9/12/11 at Denver
3t	Jason Elam (Den)	63	10/25/98 vs. Jacksonville
3t	Tom Dempsey (NO)	63	11/8/70 vs. Detroit
9t	Matt Prater (AZ)	62	9/24/23 vs. Dallas
9t	Matt Prater (AZ)	62	9/19/21 vs. Minnesota
9t	Harrison Butker (KC)	62	10/16/22 vs. Buffalo
9t	Brett Maher (Dal)	62	10/13/19 at N.Y. Jets
9t	Brett Maher (Dal)	62	12/9/18 vs. Philadelphia
9t	Stephen Gostkowski (NE)	62	11/19/17 at Oakland
9t	Matt Bryant (TB)	62	10/22/06 vs. Philadelphia

THE ALL-TIME BEST FROM 50+

K Matt Prater's 62-yarder against the Cowboys last week marked his 73rd career FG of 50+ yards, extending his NFL record. He has 15 more FGs of 50+ yards than the players tied for second on the list.

It was also Prater's second FG of 50+ yards this season (54-yarder at Washington) and **his seventh FG of 50+ yards in his last seven games.**

NFL History - Field Goals Made of 50+ Yards

Rnk	Player	50+
1	Matt Prater (2007-)	73
2t	Sebastian Janikowski (2000-18)	58
2t	Justin Tucker (2012-)	58
4	Jason Hanson (1992-12)	52
5t	Adam Vinatieri (1996-19)	45
5t	Greg Zuerlein (2012-)	45

Prater has 14 made FGs of 50+ yards as a member of the Cardinals. Despite having played in just 33 games with Arizona, his 14 FGs of 50+ yards are the second-most in franchise history.

Franchise Record – FGs of 50+ Yards (Career)

Rnk	Player (Years)	50+	Gms Played
1	Neil Rackers (2003-09)	16	100
2	Matt Prater (2021-23)	14	33
3	Greg David (1991-96)	9	87
4	Jay Feely (2010-13)	8	64
5	Zane Gonzalez (2018-20)	6	33

PRATER AS ACCURATE AS HE IS PROLIFIC

Prater's NFL-record 73 FGs of 50+ yards have not come through sheer volume. He is also the most accurate kicker in NFL history from 50+ yards, making 73-of-98 attempts in his career. His 74.5% success rate is the best in NFL history (Min. 50 attempts).

NFL History - FG Percentage From 50+ Yards

Rnk	Player	Pct.	Made	Att
1	Matt Prater	74.5	73	98
2	Stephen Gostkowski	74.4	32	43
3	Robbie Gould	70.6	36	51
4	Phil Dawson	70.0	42	60
5	Justin Tucker	69.9	58	83



ERTZ AMONG TE RECEPTION LEADERS

Playing in his first three games since returning from an ACL injury suffered in Week 10 of last season, TE Zach Ertz is tied for the team lead with 14 receptions so far this season.

Only three NFL TEs have more receptions in 2023.

NFL Leaders - Receptions by TE (2023)

Rnk	Player (Team)	Rec
1	T.J. Hockenson (Min)	23
2t	Evan Engram (Jax)	18
2t	Sam LaPorta (Det)	18
4	Zach Ertz (AZ)	14
5t	Hunter Henry (NE)	13
5t	George Kittle (SF)	13



With two catches last week vs. the Cowboys, Ertz now has at least one reception in 119 consecutive games. Only three players have longer active streaks.

NFL Leaders

Consecutive Games w/ Reception (Active)

Rnk	Player (Team)	Gms
1	WR DeAndre Hopkins (Ten)	148
2	TE Travis Kelce (KC)	145
3	WR Stefon Diggs (Buf)	122
4	TE Zach Ertz (AZ)	119
5	WR Davante Adams (LV)	117

ERTZ CLOSING IN ON 700 CATCHES FOR HIS CAREER

Ertz enters this Sunday's game vs. the 49ers needing just four catches to reach 700 receptions for his career.

He will be playing in his 148th career game on Sunday. Should he reach the mark in San Francisco, only two TEs in NFL history would have reached 700 receptions in fewer games.

NFL History – Fewest Games to 700 Receptions (TE)

Rnk	Player (Years)	Games
1	Travis Kelce (2013-21)	126
2	Jason Witten (2003-12)	145
3	Tony Gonzalez (1997-06)	154
4	Antonio Gates (2003-13)	158
5	Jimmy Graham (2010-21)	170

Ertz will be 32 years, 325 days old in San Francisco on Sunday. Should he reach 700 receptions then, only three TEs in NFL history would have reached the milestone at a younger age.

NFL History – Youngest TEs to 700 Receptions

Rnk	Player (Years)	Age
1	Jason Witten (2003-12)	30 years, 133 days
2	Tony Gonzalez (1997-06)	30 years, 279 days
3	Travis Kelce (2013-21)	32 years, 89 days
4	Antonio Gates (2003-13)	33 years, 159 days
5	Shannon Sharpe (1990-02)	34 years, 81 days

ROOKIE WILSON LEADS THE WAY

Rookie WR **Michael Wilson** had two receptions for a team-high 86 yards in the win over Dallas last week. His second catch of the game - the longest gain of his young career - helped seal Arizona's victory.

After the Cowboys kicked a FG to pull within five points (21-16) midway through the fourth quarter, Wilson connected with QB Joshua Dobbs for a 69-yard gain on the next play from scrimmage that set up AZ at the DAL 7-yard line. Three plays later Dobbs hit WR Marquise Brown for a two-yard TD for a two-score lead and the game's final points.

Through three games, Wilson has seven receptions for a team-high 161 yards – an average of 23.0 yards per catch.

Among players with 5+ receptions this season, only Denver's Marvin Mims Jr. (27.9) is averaging more yards per reception than Wilson.

2023 NFL Leaders - Yards/Reception (Min. 5 Rec)

Rnk	Player (Team)	Avg.	Rec	Yds
1	Marvin Mims Jr. (Den)	27.9	7	195
2	Michael Wilson (AZ)	23.0	7	161
3	Justin Watson (KC)	22.6	7	158
4	Jaylen Waddle (Mia)	20.5	8	164
5	George Pickens (Pit)	18.3	13	238

Wilson currently ranks seventh among NFL rookies with 161 receiving yards in 2023.

2023 NFL Rookie Leaders - Receiving Yards

Rnk	Player (Team)	Yds
1	WR Puka Nacau (LAR)	338
2	WR Tank Dell (Hou)	251
3	WR Marvin Mims Jr. (Den)	195
4	WR Zay Flowers (Bal)	188
5	TE Sam LaPorta (Det)	186
6	WR Jordan Addison (Min)	185
7	WR Michael Wilson (AZ)	161



WHITE LEADS THE WAY ON DEFENSE

Among the first players signed by the Cardinals in free agency this offseason was LB **Kyzir White**.

After spending his first four NFL seasons (2018-21) with the Chargers, White played last season in Philadelphia under then-defensive coordinator **Jonathan Gannon** and LBs coach **Nick Rallis**.

Named a team captain for the first time in his career in 2023. White has more lived up to the honor so far this season.

In his first three games with the Cardinals, White has accumulated 30 tackles, an INT, a sack, three tackles for loss, a pass defended and a QB hit. Since individual sacks became an official stat in 1982, **White is the first Arizona player to have 30+ tackles, a sack and an INT through the first three games of a season. He is the only player in the NFL this season to have accomplished the feat.**

White finished last Sunday's win vs. Dallas with a game-high 14 tackles, an INT, a pass defended and a tackle for loss. With the Cardinals leading 28-16 with 3:00 remaining, White's INT of Cowboys QB Dak Prescott in the AZ end zone sealed the victory.

Dating back to at least 1970, White joined S Budda Baker (14 tackles & INT vs. Seattle on 10/25/20) as the only Cardinals players to record at least 14 tackles and an INT in a single game.



VICTOR'S SACK SPREE CONTINUES

Third-year LB **Victor Dimukeje** - selected by Arizona in the fifth round (210th overall) of the 2021 draft out of Duke - **tallied three tackles, a sack, a tackle for loss and a QB hit in the win over Dallas last week.**

After going without a sack in 28 games played through his first two NFL seasons (2021-22), Dimukeje now has 2.5 sacks through three games in 2023. He has at least a partial sack in all three contests this season.



GARDECK APPLYING LOTS OF PRESSURE

LB **Dennis Gardeck** - who has been with the Cardinals since signing with the team as a rookie free agent out of Sioux Falls in 2018 - has been filling up the stat sheet this season.

In three games, Gardeck has 10 tackles, 3.0 sacks, four tackles for loss, five QB hits and a forced fumble.

Only Minnesota's Danielle Hunter (4.0) has more sacks than Gardeck (3.0) so far this season.

Gardeck's sack of Giants QB Daniel Jones in Week 2 gave him 11.0 sacks in his career. That is the second-highest total in franchise history among players who entered the NFL undrafted.



THOMPSON GETS PICK #6

The Cardinals selected S **Jalen Thompson** in the fifth round of the 2019 NFL Supplemental Draft out of Washington State. **He is the only current player in the NFL who entered the league through the Supplemental Draft.**

Playing alongside perennial Pro Bowl S **Budda Baker**, Thompson has made his own claim as one of the top safeties in the NFL.

Over the last three seasons (2021-23), only Chargers All-Pro S Derwin James has more tackles than Thompson among all NFL DBs.

Most Tackles Among NFL DBs (2021-23)

Rnk	Player (Team)	Tkl
1	Derwin James (LAC)	257
2	Jalen Thompson (AZ)	249
3	Minkah Fitzpatrick (Pit)	241
4	Kevin Byard (Ten)	216
5	Budda Baker (AZ)	214

Thompson is off to a great start in 2023, totaling 20 tackles, two passes defended, an INT and a tackle for loss through three games. Against the Giants in Week 2 he tallied seven tackles, a tackle for loss, an INT and a pass defended. His INT return covered a career-long 35 yards.

His second quarter INT of Giants QB Daniel Jones marked the sixth of Thompson's career. **After recording one INT in his first 29 career games, Thompson now has five in his last 28 games played.**



Franchise History - Career Sacks by Undrafted Player

Rnk	Player (Years)	Sacks
1	LB Ronald McKinnon (1996-04)	12.0
2	LB Dennis Gardeck (2018-)	11.0
3	LB Paris Lenon (2010-12)	7.0
4	DE Fred Wakefield (2001-06)	6.5
5	DE Olsen Pierre (2017-18)	5.5

In the season-opener at Washington, Gardeck finished with four tackles, 2.0 sacks, three QB hits, a tackle for loss and a forced fumble. **It was Gardeck's fourth career multi-sack outing and first since 12/20/20 vs. Philadelphia (2.0). He has more career games with multiple sacks (4) than he has games with one sack (3) in his career.**

Gardeck Career Sacks By Game

Sacks	Opponent	Def. Snaps
2.0	9/10/23 @ Washington	28
2.0	12/20/20 vs. Philadelphia	25
2.0	12/13/20 @ NY Giants	8
2.0	10/11/20 @ NY Jets	10
1.0	9/17/23 vs. NY Giants	31
1.0	10/2/22 @ Carolina	20
1.0	12/6/20 vs. LA Rams	3

COLLINS MAKES A MOVE IN YEAR THREE

Following two years on the inside, LB **Zaven Collins** has moved outside in year three. Collins served as an ILB in his first two seasons (2021-22) with the Cardinals who selected him in the first round (16th overall) of the 2021 draft. He is now starting at OLB.

Based on the early results, the move has suited Collins just fine. Through three games he has seven tackles, 1.5 sacks, an INT, two QB hits, a tackle for loss, a pass defended and a fumble recovery.

Collins first full sack playing OLB came last week vs. Dallas, when he took down Cowboys QB Dak Prescott for an 11-yard loss in the first quarter.

In his first-ever game at OLB in Week 1 at Washington, Collins totaled two tackles, an INT and a fumble recovery. He became the first Cardinal since 2016 (DB Justin Bethel) to have an INT and a fumble recovery in the same game.

COLLINS HAS SOLID YEAR IN 2022

In 2022, Collins made an enormous leap playing inside. **In 16 games played, he finished third on the team with 100 tackles (63 solo) while adding 2.0 sacks, an INT (returned for a TD), 11 tackles for loss, four QB hits, a forced fumble and six passes defended.**



CARDS LOSE BAKER TO INJURED RESERVE

Earlier this month, the Cardinals placed S **Budda Baker** on injured reserve due to a hamstring injury. Baker missed Arizona's last two games (vs. Giants and Cowboys).

"We've all got to rally around," head coach **Jonathan Gannon** said of Baker. "You're never going to replace a Budda Baker, but we've got guys that we feel comfortable getting the job done and playing winning football for us."

WHAT THE CARDS ARE MISSING WITHOUT BUDDA

•Voted a team captain for the fourth consecutive year (2020-23) and earned his fifth Pro Bowl as a starter (fourth consecutive at safety) in 2022. Became just the third player in Cardinals history to receive at least five Pro Bowl nods in his first six NFL seasons joining Patrick Peterson (6) and Ollie Matson (6).

•Over the last seven seasons (2017-23), leads all NFL DBs in total tackles (637) and solo tackles (457). His 637 total tackles are 55 more than the player who ranks second on the list (Jordan Poyer - 582).

•Led the team with 111 tackles in just 15 games, adding seven passes defended, two INTs, two QB hits and a fumble recovery in 2022.



NEW FACES IN 2023

Among the new faces in Arizona this season is a new coaching staff led by **Jonathan Gannon**.

Coaching Staff (New Additions)

Jonathan Gannon - Head Coach
Drew Petzing - Offensive Coordinator
Nick Rallis - Defensive Coordinator
Drew Terrell - Passing Game Coordinator/WRs
Klayton Adams - Offensive Line
Jason Benguche - Asst. Strength & Conditioning
Chris Cook - Asst. Offensive Line
Autry Denson - Running Backs
Everett Gathron - Asst. Strength & Conditioning
Blaine Gautier - Bill Bidwill Fellowship
Derrick LeBlanc - Defensive Line
Evan Marcus - Head Strength & Conditioning
William Peagler - Asst. Defensive Line
Jay Razzano - Coaching Assistant
Rob Rodriguez - Outside Linebackers
Kyle Sammons - Sports Science Coord./Asst. Strength & Conditioning
Brandon Schwab - Asst. to the Head Coach
Sam Sewell - Asst. Special Teams
Sam Siefkes - Linebackers
Ryan Smith - Cornerbacks
Ben Steele - Tight Ends
Shea Thompson - Director, Football Performance
Patrick Toney - Defensive Backs
Israel Woolfork - Quarterbacks



NEW PLAYERS IN 2023



VETERAN ACQUISITIONS

Player	Position	Prev. Team
Krys Barnes	Linebacker	Packers
Kris Boyd	Cornerback	Vikings
Andre Chachere	Safety	Eagles
Trystan Colon	Offensive Line	Jets
Joshua Dobbs	Quarterback	Browns
Hjalte Froholdt	Offensive Line	Browns
Keith Ismael	Offensive Line	49ers
Qwuanterez Knight	Safety	49ers
Roy Lopez	Defensive Line	Texans
Carter O'Donnell	Offensive Line	Colts
Zach Pascal	Wide Receiver	Eagles
Kevin Strong	Defensive Line	Titans
Geoff Swaim	Tight End	Titans
K'Von Wallace	Safety	Philadelphia
Carlos Watkins	Defensive Line	Cowboys
Kyzir White	Linebacker	Eagles
Elijah Wilkinson	Offensive Line	Falcons
Josh Woods	Linebacker	Lions

2023 CARDINALS DRAFT PICKS

Player	Position	Rnd (Overall)	School
Paris Johnson Jr.	Offensive Line	1 st (6 th)	Ohio State
B.J. Ojulari	Linebacker	2 nd (41 st)	LSU
Michael Wilson	Wide Receiver	3 rd (94 th)	Stanford
Clayton Tune	Quarterback	5 th (139 th)	Houston
Owen Pappoe	Linebacker	5 th (168 th)	Auburn
Kei'Trel Clark	Cornerback	6 th (180 th)	Louisville
Dante Stills	Defensive Line	6 th (286 th)	West Virginia

2023 DRAFT PICKS FROM OTHER TEAMS

Player	Draft Team	Position	Rnd (Overall)	School
Elijah Higgins	Miami	Tight End	6 th (197 th)	Stanford

2023 ROOKIE FREE AGENTS

Player	Position	School	NFL Team Signed With
Emeri Demercado	Running Back	TCU	Arizona
Ilm Manning	Offensive Line	Hawaii	San Francisco
Starling Thomas V	Cornerback	UAB	Detroit

11 ROOKIES ON THE ROSTER

Arizona started the 2023 campaign with 11 rookies on the active roster. **It marked just the second time (12 in 2019) in the last 20 seasons (2004-23) that the Cardinals had at least 11 rookies on the Week 1 roster.**

For just the third time in the last 20 seasons (4 in 2018; 4 in 2010) the Cardinals had three undrafted players earn a spot on the Week 1 roster. Arizona had a total of three undrafted players make the Week 1 roster in the previous four seasons (2019-22) combined.



ROSTER FACTS & FIGURES

Below is a breakdown of the Cardinals active roster:

- The Cards have added **18** veteran free agents, **7** of their own 2023 draft picks, **1** 2023 Miami draft pick and **3** rookie free agents that were not with the team at any point last season. In all, 29 of the 53 players (54.7%) on the current roster were not with the Cardinals during the 2022 season.

- OL **D.J. Humphries** (2015) and LS **Aaron Brewer** (2016) are the most tenured players on the Cardinals roster.

- The Cardinals oldest player is K **Matt Prater** (39 years old) and the team's youngest player is rookie LB **B.J. Ojulari** (21). *At 39 years old (born 8/10/84), the only active NFL players older than Prater are Jets QB Aaron Rodgers (39 - born 12/2/83) and Bears TE Mercedes Lewis (39 - born 5/19/84).*

- The average age on the Cardinals Week 1 roster was 26.9 years old. Arizona's Week 1 roster featured just five players age 30+, compared to 12 such players on the Week 1 roster in 2022.

- Arizona's roster features the only active player in the NFL who entered the league through the Supplemental Draft (**S Jalen Thompson**) and 19 players who entered the NFL as undrafted free agents.

Player Count - By Position

The Cardinals 53-man roster consists of:

Position	Players
Linebackers	11
Offensive Line	10
Cornerbacks	6
Defensive Line	5
Wide Receivers	5
Tight Ends	4
Safeties	4
Running Backs	3
Specialists	3
Quarterbacks	2



- Since being hired on January 16th, GM **Monti Ossenfort** and his staff have made a total of 151 transactions, including free agency, the NFL Draft, rookie free agent signings, released and re-signed players, trades and practice squad.

CARDS NAME CAPTAINS

The Cardinals named six players to serve as team captains in 2023.

OFFENSE: OL D.J. Humphries / QB Kyler Murray / RB James Conner
DEFENSE: S Budda Baker / LB Kyzir White
SPECIAL TEAMS: LB Dennis Gardeck

Of the Cardinals six captains, five served in the role with Arizona last season: Murray, Humphries, Baker, Conner and Gardeck.

Murray, Baker and Gardeck are all serving as team captains for the fourth consecutive season.

Conner earned the honor for the second time in his career (2022) while White was named a team captain for the first time in his career.



A WELL-TRAVELED TEAM IN 2023

Arizona will travel a total distance of 25,126 miles for road games during the regular season, making the Cardinals one of seven teams in the NFL that will "travel around the world" at least once. A trip around the globe is 25,000 miles.

Teams With Most Miles Traveled in 2023

Rnk	Team	Miles	Division
1	Seattle	31,600	NFC West
2	San Francisco	29,958	NFC West
3	Miami	27,110	AFC East
4	L.A. Rams	26,332	NFC West
5	L.A. Chargers	26,102	AFC West
6	Baltimore	25,442	AFC North
7	Arizona	25,126	NFC West
8	Kansas City	24,156	AFC West
9	Tampa Bay	23,764	NFC South
10	New England	23,299	AFC East

The Cardinals cross 26 times zone this season. With the season kicking off at Washington in Week 1, Arizona covered over 4,500 miles.

The Cardinals have four games in the Eastern time zone in 2023: Week 1 @ Washington; Week 9 @ Cleveland; Week 13 @ Pittsburgh; Week 17 @ Philadelphia. It marks the sixth time in the last nine seasons (2015-23) Arizona has at least four games in the Eastern time zone.



WITH MURRAY OUT, DOBBS AND TUNE ARE THE QB'S

MURRAY STARTS YEAR ON PUP

Two-time Pro Bowl QB **Kyler Murray** started the 2023 season on the Reserve/Physically Unable to Perform (PUP) list as he continues his recovery from a knee injury suffered in Week 14 last season.

The injury to Murray's right knee occurred in the Cardinals matchup vs. New England on December 12.

STARTING THE YEAR ON RESERVE/PUP

• Starting the season on reserve/PUP means Murray will miss at least the first four games. He is eligible to be activated immediately after such time has elapsed.

• While on reserve/PUP Murray cannot practice with the team but can take part in team activities (i.e. team & position meetings).

Selected #1 overall by the Cardinals in the 2019 NFL Draft, Murray started all 57 games played in his first four seasons, completing 1,316-of-1,971 pass attempts (66.8%) for 13,848 yards and 84 TDs while rushing for 2,204 yards and 23 TDs on 381 carries (5.8 avg.). He is one of just four players in NFL history (Josh Allen, Russell Wilson and Cam Newton) with 13,000+ passing yards and 2,000+ rushing yards in his first four seasons.



AZ MAKES LATE PLAY FOR DOBBS

On the day that featured three different trades for the Cardinals, one netted the QB who has started the first three games for Arizona this season.

On August 24, while the team was in Minnesota practicing against the Vikings, Arizona acquired **Joshua Dobbs** in a trade with the Cleveland Browns.

About The Cardinals QB Addition

• A six-year NFL veteran, was drafted by Pittsburgh in the fourth round (135th overall) of the 2017 NFL Draft out of the University of Tennessee.

• Re-signed with Cleveland as a free agent in the offseason after serving as a backup QB in 11 games with the Browns last year.

• With the Browns in 2022, worked under current Cardinals offensive coordinator Drew Petzing, who was Dobbs QB's coach in Cleveland.

• Started the Cardinals 2023 season-opener just 17 days after joining the team. Made the first start of his NFL career with the Titans in Week 17 last season just eight days after being acquired.

• Made his first two career regular season starts with the Titans late in the 2022 season, completing 40-of-68 passes (58.8%) for 411 yards, two TDs and two INTs while also rushing for 44 yards on eight carries.

• Has appeared in 11 games (five starts) with the Steelers (2018, '20), Titans (2022) and Cardinals (2023) while also spending time with the Jaguars (2019), Browns (2022) and Lions (2022). Has completed 109-of-167 pass attempts (65.3%) for 1,005 yards, four TDs and three INTs while rushing for 168 yards and a TD on 26 carries.

• An All-SEC selection, Dobbs set UT records for career rushing yards by a QB (2,160), career rushing TDs by a QB (32), single-season rushing yards by a QB (831 in 2016) and single-season rushing TDs by a QB (12 in 2016).



STRONG PRESEASON LIFTS TUNE

Selected by the Cardinals in the fifth round (139th overall) in 2023 out of Houston, rookie QB **Clayton Tune** made a strong impression with his performance this offseason.

Building on his reps in OTAs and training camp, Tune took advantage of his playing time in the preseason. He completed 34-of-59 pass attempts (57.6%) for 353 yards and a TD. He also rushed for 44 yards on 10 carries.

"I feel like I have learned a lot, grown a lot," Tune said. "I just continue to learn each day that goes by. I was really happy to get in there and get those live game reps, see different coverages, see different pressures, that type of stuff."

Although he is a rookie in the NFL, Tune saw a lot of action at the college level. He appeared in 47 games (44 starts) over five seasons for the Cougars, completing 956-of-1,497 pass attempts (63.9%) for 11,994 yards and 104 TDs. He also rushed for 1,248 yards and 15 TDs on 412 carries.



COONEY BEATS THE ODDS TO EARN ROLE

P **Nolan Cooney** earned a spot on the Cardinals roster in 2023 following a stellar performance in the preseason. He led the NFL with a 49.2-yard punting average (10 punts for 492 yards) while landing seven punts inside the 20-yard line.

Earning Arizona's punting duties this season is the culmination of a long, and unusual road for Cooney.

OVERCOMING CANCER - AND LEARNING TO PUNT ON YOUTUBE

Cooney was diagnosed with testicular cancer which spread to his lungs during his junior year of high school. He underwent surgery and nine weeks of chemotherapy to eventually beat the disease.

Cooney was also to return to sports at Bridgton (ME) Academy - where he was a three-sport star prior to his diagnosis.

However, football was not one of those sports. Cooney had specialized in baseball, soccer and basketball.

It was during his cancer treatment that Cooney - on the suggestion of his father - look into punting.

His first step was learning to punt, and he did that by watching videos on Youtube before attending a punting and kicking camp.

In his lone season as a punter in high school he became a top recruit, earning a spot at Syracuse.

In five seasons at the college level, Cooney played in just 11 games - all coming in his senior season in 2020. He earned All-ACC honors that season.

After initially signing as a rookie free agent with the Saints 2021 and bouncing around various practice squads his first two NFL seasons, Cooney made his NFL debut in the Cardinals season-opener at Washington in Week 1.



18TH SEASON AT STATE FARM STADIUM

The Cardinals are in their 18th regular season at State Farm Stadium. Arizona earned its first home win of the 2023 season with their 28-16 victory over the Dallas Cowboys last week. The Cardinals next home game comes against the Cincinnati Bengals in Week 5.

A LOOK AT CARDINALS OPPONENTS AT STATE FARM STADIUM IN 2023

• Of the Cardinals eight home games at State Farm Stadium, six come vs. teams that made the playoffs last season. Four of those teams won at least one postseason game and two made conference title game appearances.

• The eight teams posted a combined 77-57 (.574) record last season.

• Of the seven teams to win 12+ games in 2022, four will visit State Farm Stadium during the 2023 season.

Cardinals Remaining Home Games at State Farm Stadium (2023)

Week	Opponent	2022 Highlights
5	Cincinnati	12-4 record; AFC North title; AFC Championship berth
8	Baltimore	10-7 record; earned Wild Card berth
10	Atlanta	7-10 record
12	L.A. Rams	5-12 record
15	San Francisco	13-4 record; NFC West title; NFC Championship berth
18	Seattle	9-8 record; earned Wild Card berth



IT GETS LOUD IN THERE

The home crowd at State Farm Stadium has given the Cardinals a significant advantage. Dating back to the inaugural year at the venue in 2006, Cardinals opponents have accumulated 213 accepted false start penalties in the regular season. That is the most for any home team in the NFL during that span.



NFL Leaders

Opponent False Start Penalties in a Home Stadium (2006-23)

Rank	Home Team	FS	Stadium
1	Cardinals	213	State Farm Stadium
2	Seahawks	205	Lumen Field
3	Titans	198	Nissan Stadium
4	Eagles	182	Lincoln Financial Field
5	Broncos	176	Empower Field at Mile High

GANNON TAKES THE REINS

On Tuesday, February 14, the Cardinals announced **Jonathan Gannon** as the team's new head coach.

The 40-year old Gannon came to the Cardinals after spending the past two seasons (2021-22) as the defensive coordinator for the Philadelphia Eagles.

Under Gannon, the Eagles boasted a top-10 defense in each of the past two seasons, ranking 2nd in total defense in 2022 (301.5 ypg) and 10th in the NFL in 2021 (328.8 ypg). Last season the Eagles also featured the NFL's top-ranked pass defense (179.8 ypg) and the league's 8th ranked scoring defense (20.2 ppg).

Just two days prior to being hired in Arizona, Philadelphia played in Super Bowl LVII at State Farm Stadium after finishing the regular season as the #1 seed in the NFC with a 14-3 record. The Eagles made the postseason in each year Gannon was the defensive coordinator.

Has coached with three different teams (Eagles, Colts, Vikings) who have combined for six playoff berths in the last eight seasons.

MORE HIGHLIGHTS FROM PHILADELPHIA

In 2022, the Eagles easily led the NFL with a franchise single-season record 70 sacks in the regular season. No other team in the NFL had more than 55.

Philadelphia's 70 sacks in 2022 were the most by any team in a single season since the 1989 Minnesota Vikings (71). Combined with their eight sacks in the postseason, the Eagles 78 total sacks in 2022 were the third-most in NFL history behind only the 1984 (82 sacks) and 1985 Chicago Bears (80 sacks).

Since individual sacks became an official stat in 1982, Philadelphia became the first team ever to have four different players with 10.0+ sacks in a single season when they did so in 2022: Haason Reddick (16.0), Brandon Graham (11.0), Javon Hargrave (11.0) and Josh Sweat (11.0).

Between 2021-22, the Eagles defense led the NFL with 99 sacks, ranked 3rd in total defense (315.1 ypg), 3rd in pass defense (200.4 ypg), 6th in tackles for loss (168), tied for 4th in total return TDs (7) and interception return TDs (4) and tied for 10th in interceptions (29).

In his first season with the Eagles in 2021, directed the NFL's 10th-ranked defense (328.8 ypg). Philadelphia had the 2nd-most defensive TDs (5) and allowed the 5th-fewest explosive plays (117) in the league, also finished 9th in opponent rushing yards per game (107.9) and opponent three-and-out percentage (33.1%).

GANNON'S BACKGROUND

A Cleveland, OH native, Gannon has 15 years of experience in the NFL. Prior to working with the Eagles, he was the DBs/CBs coach with the Colts (2018-20) and the assistant DBs/quality control coach with the Vikings (2014-17) after working as a defensive assistant with the Titans (2012-13).

Spent three seasons (2009-11) as a scout with the St. Louis Rams after beginning his NFL coaching career as a defensive assistant with the Atlanta Falcons in 2007.

Played collegiately as a safety at Louisville and appeared in nine games as a red-shirt freshman in 2002 before suffering a career-ending hip injury in his first career start at Cincinnati.



PHILLY "D" AMONG NFL'S BEST UNDER GANNON

One of the main factors in the Eagles reaching the Super Bowl last season was the performance of the team's defense under then-second year coordinator **Jonathan Gannon**.

A look at some of Philly's defensive rankings in 2022:



Eagles Defensive Rankings in 2022 (Regular Season)

Statistic	Total	NFL Rnk
Sacks	70	1 st
Tackles for Loss	97	1 st
Yards Allowed/Play	4.78	1 st
Passing Yards Allowed/Game	179.8	1 st
Passing Yards Allowed/Play	5.50	1 st
Yards Allowed/Game	301.5	2 nd
Opponent Passer Rating	81.6	3 rd
INT Return Touchdowns	2	t-3 rd
Games Allowing 20 Points or Fewer	11	t-3 rd
Takeaways	27	t-4 th
Interceptions	17	t-4 th
Forced Fumbles	15	t-4 th
Passes Defensed	85	t-4 th
Points Allowed/Game	20.2	t-7 th

ARIZONA'S COORDINATORS

PETZING LEADS THE OFFENSE

Drew Petzing is in his first season with the Cardinals and 10th in the NFL after being hired as Arizona's offensive coordinator in February. Prior to coming to AZ, Petzing spent three seasons (2020-22) with Cleveland, including last year as QBs coach.



With the Browns in 2022, QB Jacoby Brissett started 11 games and completed 236-of-369 passes for 2,608 yards, 12 TDs and an 88.9 QB rating. Brissett's 63.9 completion percentage and 88.9 passer rating were both career highs.

Prior to Cleveland, he spent six seasons (2014-19) coaching with Minnesota. As the Vikings WRs coach in 2019, WR Stefon Diggs set a then career-high with 1,130 receiving yards and finished 4th in the league that season with a 17.9-yard average on 63 receptions.

Working with Kirk Cousins in 2018, the Vikings QB set a team record for completions (425), threw for the third-most passing yards (4,298), had the second-highest completion percentage (70.1) and recorded the fourth-highest passer rating (99.7) by a Viking in team history.

RALLIS TAKES THE REINS ON DEFENSE

Nick Rallis (RAW-liss) was hired as Arizona's defensive coordinator in February after spending the past two seasons (2021-22) coaching LBs in Philadelphia. Prior to working with the Eagles, Rallis spent three seasons (2018-20) with the Minnesota Vikings as defensive quality control/assistant linebackers coach.



Having turned 30 on July 13th, he is the youngest coordinator in the NFL.

Helped Eagles LB T.J. Edwards to a career season in 2022 as he finished with 159 tackles, 2.0 sacks, seven passes defensed, 10 tackles for loss and a fumble recovery. His 159 tackles ranked 7th in the NFL in 2022 and represented the highest single-season total for an Eagles defender since Byron Evans (175) in 1992.

With the Vikings, Rallis coached LB Eric Kendricks who was selected to his first Pro Bowl and was named first-team All-Pro in 2019 after having a career-high and team-leading 110 tackles to go along with 12 passes defensed, tied for the most among NFL linebackers.

RODGERS STILL IN CHARGE OF SPECIAL TEAMS

Jeff Rodgers is in his sixth season with the Cardinals and fifth as the team's assistant head coach/special teams coordinator. He came to Arizona in January, 2018 as the team's special teams coordinator and added the title of assistant head coach in 2019.



Rodgers is in his 20th NFL season after previously coaching special teams with Chicago (2015-17), Denver (2011-14), Carolina (2009-10) and San Francisco (2003-07).

K Matt Prater had 137 points in 2021, the second-highest total in franchise history and tied for the fourth-highest total in the NFL that season. In just 30 games over two seasons (2021-22) under Rodgers, Prater connected on 12 FGs of 50+ yards, the second-most for any player in team history.

P Andy Lee finished in the top-five in the NFL in punting average three times over the past five seasons (2018-22), including leading the league with a 48.6-yard average in 2018.

TERRELL COORINATES PASS GAME

Drew Terrell is in his sixth season in the NFL and first with the Cardinals as passing game coordinator/WRs. He came to AZ after coaching WRs in Washington the past three years (2020-22).



During his three-year (2020-22) tenure coaching receivers with the Commanders, guided WR Terry McLaurin to three consecutive 1,000+ yard receiving seasons and his first Pro Bowl selection in 2022.

A Chandler, AZ native, Terrell attended Hamilton High School and received All-State honors as both a WR and punt returner. He helped the Huskies win three regional championships and two 5A Division I state titles.

ASSISTANT COACHING STAFF IN 2023



KLAYTON ADAMS - OFFENSIVE LINE

- 1st season with AZ and 5th NFL season, having spent the previous four years (2019-22) with the Colts.
- Prior to entering the NFL spent 14 seasons at the college level, including stops at Boise State, San Jose State and Colorado.



KENNY BELL - DIR., FOOTBALL STRATEGY

- 5th season with AZ and 5th NFL season, after joining the team in January 2019.
- Prior to entering the NFL, spent 10 seasons at the college level with Houston and Texas A&M and Texas Tech.



JASON BENGUCHE - ASST. STRENGTH

- 1st season with AZ and 8th NFL season, having spent seven seasons (2013-19) with the Panthers.
- Prior to arrival in Arizona, was the director of performance at Jet Performance Labs in Mooresville, NC from 2020-22.



RONALD BOOKER - DEF. QUALITY CONTROL

- 3rd season with AZ and 1st as defensive quality control coach. Spent last two years as team's defensive assistant.
- Spent two years (2020-21) as a Bill Walsh Coaching Fellow with Arizona before being hired full time in August, 2021.



CHRIS COOK - ASST. OFFENSIVE LINE

- 1st season with AZ and 2nd NFL season. Spent the 2022 season at Duke as an offensive analyst.
- Prior to his time with the Blue Devils, his first NFL coaching experience was with the Broncos in 2021 assisting the O-Line.



AUTREY DENSON - RUNNING BACKS

- 1st season with AZ and 5th NFL season, with his previous four years in the NFL coming as a player with the Dolphins, Bears & Colts.
- Former standout RB at Notre Dame who holds school record for rushing yards (4,318) and ranks 2nd in rushing TDs (43).



EVERETT GATHRON - ASST. STRENGTH

- 1st season with AZ and 1st NFL season, after spending the previous five seasons at Ohio State.
- Certified by the NSCA as CSCA and United States of America Weightlifting (USAW) as a Sports Performance Coach Level 1.



BLAINE GAUTIER - BILL BIDWILL FELLOWSHIP

- 1st season with AZ and 1st NFL season, having spent the previous eight seasons (2015-22) at the college level.
- Former QB at the Univ. of Louisiana (2009-12), where he threw for 4,159 yards and 32 TDs and rushed for 883 yards and 12 TDs.



DERRICK LEBLANC - DEFENSIVE LINE

- 1st season with AZ and 2nd NFL season, joined the Cardinals after serving as asst. D-Line coach with the Dolphins in 2022.
- Has over 22 years (2000-2022) of coaching experience, including 21 at the college level with LSU, Southern Miss and Arkansas.



EVAN MARCUS - HEAD STRENGTH

- 1st season with AZ and 17th NFL season. Has been a head strength coach with four NFL teams (AZ, Min, Mia, Atl).
- Began his college coaching career as an assistant strength and conditioning coach at Arizona State for two seasons (1991-92).



BUDDY MORRIS - SR. RECONDITIONING COOR.

- 10th season with AZ and 13th NFL season. Joined Cardinals in 2014.
- Worked with multiple future Hall of Famers and an Olympic gold medalist during his time at the University of Pittsburgh (1980-89, 1997-2001, 2007-10).



MARK NAYLOR - ASST. STRENGTH

- 4th season with AZ and 5th NFL season, after joining the team in 2020.
- Prior to the start of NFL coaching career, spent 14 seasons on the college level with stops at Ball State, Michigan and Eastern Kentucky.



WILLIAM PEAGLER - ASST. DEFENSIVE LINE

- 1st season with AZ and 1st NFL season, joined the Cardinals following 12 years at the college level.
- Coached TEs last season at the Univ. of Florida following two seasons (2020-21) as RBs coach at Michigan State.



JAY RAZZANO - COACHING ASSISTANT

- 2nd season with AZ and 2nd NFL season, after spending last year as assistant to the head coach.
- Father, Dave, is the GM of the Memphis Showboats of the USFL and was a longtime NFL scout.



ROB RODRIGUEZ - OUTSIDE LINEBACKERS

- 1st season with AZ and 6th NFL season. Spent five seasons (2015-19) as an asst. D-Line coach with the Minnesota Vikings.
- Prior to joining the Cardinals spent three seasons (2020-22) as the D-Line coach at Arizona State.



KYLE SAMMONS - SCIENCE COORDINATOR

- 1st season with AZ and 1st NFL season, after previously spending 7 seasons (2015-21) at the University of Washington.
- Began his career at the collegiate level at the University of Nevada and spent four seasons (2011-14) there in various roles.



BRANDON SCHWAB - ASST. TO HEAD COACH

- 1st season with AZ and came to the Cardinals with 14 years of NFL experience (1999-12) with the Rams, where he worked as both a coach and in the team's scouting department. Spent the last two years (2021) as DC at Milken Community College in L.A.



CONNOR SENGER - OFF. QUALITY CONTROL

- 2nd season with AZ and first as an offensive quality control coach after being promoted in 2023.
- Spent first season in AZ in 2022 as part of Bill Bidwill Coaching Fellowship, assisting with QBs.



SAM SEWELL - ASST. SPECIAL TEAMS

- 1st season with AZ and 1st NFL season. Joined the Cardinals following five years (2018-22) as RBs coach at Eastern Michigan.
- Two-year starter at Northern Colorado (2006-10) at TE, appearing in 31 games on special teams.



SAM SIEFKES - LINEBACKERS

- 1st season with AZ and 3rd NFL season. Spent last two years (2021-22) with the Vikings (off. quality control & asst. LBs).
- Prior to his time in Minnesota, served as defensive coordinator/ILBs coach at Wofford College (2018-20).



RYAN SMITH - CORNERBACKS

- 1st season with AZ and 1st NFL season. Came to the Cardinals following a year as CBs coach at Northwestern in 2022.
- Played CB at William & Mary (2010-13) appearing in 22 games with two CAA Academic All-Conference selections (2012-13).



BEN STEELE - TIGHT ENDS

- 1st season with AZ marks his 10th NFL season. Previously coach with Tampa Bay, Atlanta, Minnesota and lastly in Denver (2022).
- A former NFL TE, spent two seasons (2004-05) with the Packers appearing in 17 regular season games and one postseason contest.



SHEA THOMPSON - DIR. FOOTBALL PERFORMANCE

- 8th NFL season is his 1st with the Cardinals. Came to AZ following four years (2019-22) with the 49ers.
- Prior to entering the NFL with Cincinnati (2016), spent nine seasons (2007-15) at the college level with Nebraska, N. Illinois and Minnesota.



PATRICK TONEY - DEFENSIVE BACKS

- Following 11 seasons (2012-22) at the college level, begins his 1st season in AZ and 1st in the NFL.
- During his time in the college ranks coached the secondary, safeties, OLBs and also spent time as a defensive coordinator.



SPENCER WHIPPLE - PASS GAME SPECIALIST

- 5th season with AZ and 5th NFL season, after joining the team in 2019 as an offensive quality control coach.
- Began career on the college level, spending seven seasons (2012-18) at Pitt and UMass.



ISRAEL WOOLFORK - QUARTERBACKS

- 1st season with AZ and 2nd NFL season. Spent last season in Cleveland as asst. QBs coach under Drew Petzing.
- Three-year starter at Grand Valley State (2008-12) at WR, earning all-conference honors as a senior and was voted a team captain.

CARDINALS 2023 DRAFT CLASS HIGHLIGHTS

ARIZONA SELECTS NINE IN 2023

The Cardinals selected nine players in the 2023 NFL Draft, including seven who are on Arizona's active roster. Two picks - CB Garrett Williams and OL Jon Gaines II - are not on the active roster due to injuries.

Cardinals 2023 NFL Draft Picks

Rd	Overall	Name	Pos	College
1	6 th	Paris Johnson Jr.	OL	Ohio State
2	41 st	BJ Ojulari	LB	LSU
3a	72 nd	Garrett Williams+	CB	Syracuse
3b	94 th	Michael Wilson	WR	Stanford
4	122 nd	Jon Gaines II*	OL	UCLA
5a	139 th	Clayton Tune	QB	Houston
5b	168 th	Owen Pappoe	LB	Auburn
6a	180 th	Kei'Trel Clark	CB	Louisville
6b	213 th	Dante Stills	DL	West Virginia



+Reserve/NFI *Injured Reserve

The 2023 NFL Draft marked just the third time in the last 22 years (11 in 2019; 9 in 2013) the Cardinals had at least nine picks in a single draft.

OL PARIS JOHNSON JR. (ROUND 1)

• **First offensive lineman taken in the draft and the fourth offensive player behind QBs Bryce Young, C.J. Stroud and Anthony Richardson.**

• Taken #6 overall by the Cardinals, **became the highest-drafted offensive lineman out of Ohio State since Orlando Pace was picked #1 overall by the Rams in 1997.**

• **Graduated from Ohio State in less than three years, earning a degree in Journalism.** An All-American on the field, he was also a credentialed member of the media while working for the school newspaper, The Lantern. Johnson has also learned to speak Mandarin Chinese and Portuguese.

• Played in 31 games in three seasons (2020-22) at Ohio State, starting 26 consecutive games over his final two years. He was a 13-game starter at RG in 2021 and started all 13 games at LT in 2022. He played five games at guard as a true freshman.

• **As a junior in 2022, earned unanimous first-team All-American honors.**



LB BJ OJULARI (ROUND 2)

• Last name pronounced "oh-joo-LARR-ee".

• **Selected nine picks earlier than his brother - Giants LB Azeez Ojulari - was taken by New York in the second round (50th overall) of the 2021 NFL Draft. The brothers will face off when Arizona hosts the Giants in Week 2 of the regular season.**

• A first-team All-SEC selection as a junior in 2022, Ojulari started 24-of-34 games played in three seasons (2020-22) at LSU and totaled 129 tackles, 25.0 tackles for loss, 16.5 sacks, two forced fumbles and two passes defended.

• **A permanent captain, was awarded the prestigious #18 jersey for LSU as a junior in 2022.**

• Descendant of Nigerian royalty. His maternal grandfather was Olaniyi Osuntoki, who later changed his name to Prince Twins Seven-Seven (he was the sole survivor of his parents' seven sets of twins). In the late 1890s, Prince Twins Seven-Sevens' grandfather was the King of Ibadan, a city in southwestern Nigeria.



CB GARRETT WILLIAMS (ROUND 3a)

• Begins the 2023 season on Reserve/NFI list.

• Spent four seasons (2019-22) at Syracuse where he appeared in 32 games (28 starts) and had 152 tackles, 9.5 tackles for loss, 2.0 sacks, four INTs (one returned for a TD) and 27 passes defended.

• **A three-time All-ACC selection and Freshman All-American (2020), led the ACC in passes defended in both 2020 and 2021.**

• In 2021, was an All-ACC selection after starting 10 games and totaling 52 tackles, an ACC-leading 10 passes defended and five tackles for loss.

• **During his redshirt freshman season in 2020, recorded his first college INT when he picked off a Trevor Lawrence pass and returned in 39 yards for a TD. It was the first pick-six surrendered by Lawrence.**



WR MICHAEL WILSON (ROUND 3b)

• Spent five years (2018-22) at Stanford, where he appeared in 39 games (30 starts) and totaled 134 receptions for 1,662 yards (12.4 avg.) and 11 TDs.

• **A two-time honorable-mention All-Pac-12 selection (2020, 2022), was limited to six games played in 2022, but posted 16 receptions for 418 yards and four TDs, averaging career high for receiving yards per game (69.7) and receiving average (16.1).**

• **Four-time member of the Pac-12 All-Academic Honor Roll (2019, 2020, 2021, 2022), graduated from Stanford with a master's degree in Communication and Media Studies in 2022 and a bachelor's degree in Management Science and Engineering, Finance, and Decision in 2021.**

• **In Arizona, is being mentored by passing game coordinator/WRs coach Drew Terrell, who played WR at Stanford from 2009-12.**




QB CLAYTON TUNE (ROUND 5a)

• **During his five years (2018-22) with the Cougars, was a three-time team captain and played in 47 games (44 starts), completing 956-of-1,497 pass attempts (63.9%) for 11,994 yards and 104 TDs. He also rushed for 1,248 yards and 15 TDs on 412 carries.**

• **He left Houston ranked second in school history in career TD passes (104) and TDs responsible for (119), third in completions (956) and fourth in victories (25).**

• In his final two years at Houston (2021-22), led the Cougars to a 20-7 record and **was named the MVP of the Birmingham Bowl (2021 vs. Auburn) and Offensive MVP of the Independence Bowl (2022 vs. Louisiana).**

• **As a junior in 2021, Tune led Houston to a 12-2 record, marking just the third season of 12+ wins in school history.**



LB OWEN PAPPOE (ROUND 5b)

• **A two-time team captain and 2022 Butkus Award semifinalist, started all 41 games played at Auburn dating back to his true freshman season in 2019.**

• Finished his college career with 256 tackles, 15.0 tackles for loss, 8.0 sacks, two INTs, nine passes defended, three forced fumbles and a fumble recovery.

• **Despite his size (6-0, 225) is an exceptional athlete. Ran the fastest 40-yard dash time (4.39 seconds) of all linebackers at the 2023 NFL Combine. In fact, the only LB in Combine history to run the 40-yard dash faster was Shaq Griffin (4.38) in 2018.**

• **Graduated from Auburn in December of 2022 with a bachelor's degree in Exercise Science.**



CB KEI'TREL CLARK (ROUND 6a)

• After spending his freshman season (2018) at Liberty University, **played his final three seasons (2020-22) at Louisville where he was a two-time All-ACC selection who started 28-of-31 games played and recorded 127 tackles, five INTs (one returned for a TD), 28 passes defended, 9.5 tackles for loss, a sack and two fumble recoveries (one returned for a TD).**

• **Scored TDs on both takeaways in 2022. Clark had his first college TD on a 59-yard fumble return vs. Pittsburgh. The following week vs. Wake Forest, he returned an INT 46 yards for a TD.**



DL DANTE STILL (ROUND 6b)

• In his five years (2018-22) with the Mountaineers, started 26-of-58 games played and totaled 138 tackles, 52.5 tackles for loss, 23.5 sacks, an INT, five passes defended, six forced fumbles, two fumble recoveries and two blocked kicks.

Stills West Virginia Highlights:

- **Played school-record 58 career games (36 starts)**
- **Set school career record in tackles for loss (52.5)**
- **Ranks #4 in school history in career sacks (23.5)**



CARDINALS HAVE NEW UNIFORMS IN 2023



In April, the Cardinals unveiled new uniforms that the team will wear this season.

The new uniforms were designed in collaboration with Nike in a process that spanned over three years. It began in late 2019 before being interrupted by COVID-19 a short time later and then re-starting. The end result is a product that is world-class in terms of both performance and aesthetics.

The Nike Vapor Field Utility Special Edition (F.U.S.E.) uniforms combine leading edge fabric technology with a precision fit. The stretch woven body fabric of Nike Vapor F.U.S.E. is made with at least 85% recycled nylon. Lightweight with superior breathability and mobility, it is also the first football uniform to meet Nike Dri-FIT standards for thermal regulation and airflow.

In terms of appearance, the sleek, new Cardinals uniforms feature three different styles:

HOME UNIFORM

The team's home uniform consists of red jerseys with matching red pants. The jersey features white, perforated twill numbers accented by silver, kiss cut framis material.


Sewn-in twill lettering spells out the "Arizona" wordmark that spans the front and a white thermoplastic polyurethane (TPU) Cardinals birdhead adorns the upper back. Embroidered in white lettering on the inside back of the red jersey's neckline is the phrase "Protect the Nest."



ALTERNATE BLACK UNIFORM

Also unveiled were the team's alternate uniforms that closely resemble the design of the road ones except that they are black from head to toe rather than white.


Like the white road uniform, the alternate black one also features red perforated numerals - though outlined in silver material - and its sleeves are also adorned with the same red and silver stripes and Cardinals wordmark. Similarly the black pants feature red and silver framis stripes down each side, identical to the white ones.



AWAY UNIFORM

On the road, the Cardinals will sport an all-white look from head to toe. Red perforated twill numerals outlined in black pop from the white jersey. In an homage to past Cardinals uniforms, its sleeves feature a pair of red framis stripes surrounding a single silver one with the Cardinals wordmark printed on it.

The upper back of the jersey features a three-color TPU Cardinals birdhead while the inner back neckline is embroidered with "Bird Gang" in red. The uniform's all-white pants are interrupted only by red and silver framis stripes down each side that mimic the stripes on the jersey's sleeves.



HELMET RE-DESIGN

Capping off the new look for the Cardinals is a re-designed helmet. Its white shell gets a subtle silver sparkle from Large Texas Flakes. This complements a new silver facemask that replaces the previous gray one. The helmets front and rear "bumpers" feature rubberized, 3-D Cardinals wordmarks in red.

The Cardinals logo on each side of the helmet is now larger and updated with digital shading and a metallic sheen. The white helmet accompanies the home and road uniforms while a black helmet is paired with the alternate black uniform.



ELEVATING A FRANCHISE

Owner **Michael Bidwill** has been steering the Cardinals organization for nearly two decades. His leadership during that time has been instrumental in transforming the franchise both on and off the field.

Highlights of Bidwill's tenure:

- Michael continues a tradition of Bidwill ownership of the Cardinals that dates back to his grandfather, Hall of Famer Charles Bidwill, who purchased the team in 1933.
- Of the franchise's seven all-time postseason wins, five have come during Michael's tenure leading the organization. Arizona has played in 10 postseason contests over the last 16 seasons, after having appeared in just seven total playoff games prior.
- Arizona has appeared in the NFC Championship Game twice since 2008 including a victory in the 2008 conference title game that led to the franchise's first-ever Super Bowl appearance (Super Bowl XLIII).
- With an 11-6 record in 2021, the Cardinals reached 11+ wins in a season for the sixth time in franchise history. Three of those six 11-win campaigns came with Michael leading the team: 13 in 2015, 11 in 2014, 11 in 2021.
- Among Bidwill's most substantial accomplishments with the Cardinals is the creation of State Farm Stadium. The world-class venue has not only been critical for the franchise but has also resulted in over \$5 billion in economic impact for the state of Arizona.
- On February 12, 2023, State Farm Stadium hosted its third Super Bowl when a record 115 million viewers watched Super Bowl LVII. State Farm Stadium also hosted Super Bowls XLII (following 2007 season) and XLIX (following 2014 season).
- In addition to his role in helping Arizona land three Super Bowls, Michael was also instrumental in getting the 2015 Pro Bowl moved to State Farm Stadium; played a week before Super Bowl XLIX, the two events combined to deliver a record economic impact of \$720 million to the region.
- Since State Farm Stadium opened in 2006, the Cardinals have sold out 166 games at the venue (every non-pandemic game played there).
- In 2022, the Cardinals made their first-ever appearance on *Hard Knocks*, television's most acclaimed sports reality franchise. Arizona was the second team to be featured on *Hard Knocks In Season*, which documented the second half of the Cardinals 2022 campaign in real time.
- In January of 2016, the National Football Foundation (NFF) and College Hall of Fame inducted Bidwill and Governor Doug Ducey into the NFF Leadership Hall of Fame.

Cardinals Under Michael Bidwill (2007-Present)

Statistic	Totals
Postseason Record	5-5
Regular Season Home Record	70-58-2
Postseason Home Record	4-0
Overall Home Record (RS + Postseason)	74-58-2
Seasons with .500 Record or Better	10
Seasons with 10+ Wins	5
Postseason Berths	5
Best Regular Season Record	13-3
Division Titles	3
Conference Championship Games	2
Super Bowl Appearances	1



A NEW GM IN THE DESERT

On January 16, the Cardinals announced the hiring of **Monti Ossenfort** as the team's general manager.

Ossenfort came to Arizona with 21 years of NFL experience (2002-22). That includes 15 with the New England Patriots and the past three as Director of Player Personnel with the Tennessee Titans.

During his time in New England, Ossenfort helped the Patriots win four Super Bowl titles and earn seven Super Bowl appearances overall. In 21 total NFL seasons, his teams earned postseason berths 16 times.

"It was critically-important for us to find the right person to lead us as General Manager and there is no doubt in my mind that we have that in Monti Ossenfort," said Cardinals owner **Michael Bidwill**. *"He possesses every attribute of a successful GM – passion, leadership, intelligence, work ethic – and his extensive experience has clearly prepared him for this role. We could not be more thrilled to have Monti and his family joining the Cardinals."*

Over the course of his 15 seasons with New England, Ossenfort served as the Director of College Scouting (2014-19), Assistant Director of College Scouting (2011-13), National Scout (2008-10), Area Scout (2006-07) and a Personnel Assistant (2003).

The 44-year old Ossenfort started his tenure in the NFL with Minnesota as a training camp intern in 2001 and worked with the Texans as a pro personnel intern in 2002. After spending 2003 with the Patriots, Ossenfort returned to Houston where he spent two seasons (2004-05) with the Texans as a pro and college scouting assistant. He rejoined the Patriots in 2006 where remained through the 2019 season.

Ossenfort was a four-year letterman and two-year starter at quarterback for the University of Minnesota-Morris and graduated from the school in 2000 with a degree in Economics and Management. He later earned a master's degree in Business Administration and Sports Management from Ohio University.

A native of Luverne, MN, Ossenfort and his wife, Shannon, have three daughters, Emery, Finley and Landry.



TRADES HIGHLIGHT OSSENFORT'S FIRST OFFSEASON

Ossenfort has kept busy in his first offseason as the Cardinals GM, particularly when it comes to trades. Dating back to the 2023 NFL Draft, he has executed seven trades: four draft-day trades and three more during training camp/preseason.

Those transactions netted QB Josh Dobbs and six picks in the 2024 NFL Draft.

A LOOK INSIDE OSSENFORT'S FIRST DRAFT

Ossenfort executed four trades in the first three rounds of this year's draft.

Arizona entered the draft with eight selections and the team used only three of those original picks (#168, #180, #213) - including one (#168) - that was traded to Detroit in round one only to be acquired back by Arizona in day two.

Cardinals Trades During 2023 NFL Draft

1st Round (Houston)

AZ traded down with the Texans, giving up picks #3 and #105
AZ acquired picks #12, #33 and 2024 1st and 3rd round picks

1st Round (Detroit)

AZ traded up with the Lions, giving up picks #12, #34 and #168
AZ acquired picks #6 (Johnson) and #81

2nd Round (Tennessee)

AZ traded down with the Titans, giving up picks #33 and #81
AZ acquired picks #41 (Ojulari), #72 (Williams) and a 2024 3rd round pick

3rd Round (Detroit)

AZ traded down with the Lions, giving up pick #96
AZ acquired picks #122 (Gaines), #139 (Tune) and #168 (Pappoe)

Add in the picks acquired in the trades with the Giants, Texans and Browns in August and the Cardinals will enter the 2024 NFL Draft with 11 picks.

Cardinals Scheduled 2024 Draft Picks*

- 1st Round Pick
- 1st Round Pick (From Texans)
- 2nd Round Pick
- 3rd Round Pick
- 3rd Round Pick (From Texans)
- 3rd Round Pick (From Titans)
- 4th Round Pick
- 5th Round Pick
- 5th Round Pick (From Texans)
- 7th Round Pick (From Giants)
- 7th Round Pick (From Browns)

*Does not factor in potential compensatory picks




GAUTIER IS 6TH BIDWILL FELLOWSHIP HIRE

In March, the Cardinals announced the addition of Blaine Gautier (GO-chay) to the coaching staff as the newest participant in the **Bill Bidwill Coaching Fellowship** program.

ABOUT THE BILL BIDWILL COACHING FELLOWSHIP: The Cardinals established the *Bill Bidwill Coaching Fellowship* prior to the 2015 season. Gautier is the sixth individual to participate in the program, which is designed to increase diversity and create additional opportunities for coaching experience at the highest level. The three most recent participants advanced from the fellowship to full-time assistant coach positions – two on the Cardinals coaching staff and one - Jordan Hogan - is a member of the 49ers staff.

Long-time Cardinals owner **Bill Bidwill**, who passed away in 2019, was at the forefront of providing opportunities to individuals regardless of race or gender. In 2010, he was honored with the Fritz Pollard Alliance's Paul "Tank" Younger Award for promoting diversity in the NFL. In 1978, Adele Harris became the first African American female executive in the NFL when she was hired as the Cardinals director of community relations. In 1981, Bidwill hired attorney Bob Wallace, making him the first African American to handle contract negotiations for an NFL club. In 2004, the Cardinals became the first NFL team to have an African American general manager/head coach duo in Graves and Dennis Green.

ZACH ERTZ - AT A GLANCE



- Selected by Philadelphia in the 2nd round (35th overall) of the 2013 NFL Draft, Ertz was acquired by Arizona in a trade with the Eagles in Week 6 of the 2021 season.
- A three-time Pro Bowl selection (2017-19), has appeared in 147 games (109 starts) during the regular season with 696 receptions for 7,330 yards and 45 TDs. Also has 12 games with 100+ receiving yards.
- In eight career playoff games (six starts), has 36 receptions for 381 yards and two TDs.
- Caught game-winning TD in Super Bowl LII that gave the Eagles a 38-33 lead with just over two minutes left in regulation.
- In just 24 games with the Cardinals, already ranks 4th in franchise history in receptions (117) and 6th in receiving yards (1,063) among TEs.

NFL LEADER

- Dating back to his first season in 2013, ranks 2nd in receptions (696), 2nd in receiving yards (7,330), 4th in TD receptions (45) and tied for 4th in 100-yard receiving games (12) among TEs.

NFL HISTORY

- His 696 receptions rank 8th in NFL history among TEs. From 2013-22, his 682 receptions were the fourth-highest total in NFL history by a TE through his first 10 seasons trailing only Travis Kelce (814), Jason Witten (806) and Tony Gonzalez (721).
- In NFL history, the only TEs to reach 650 receptions in fewer games than Ertz (137) were Travis Kelce (117) and Jason Witten (133).
- Set the NFL single-season record for receptions by a TE with 116 catches in 2018, surpassing the mark of Jason Witten (110 in 2012).
- Playing his first game with Arizona in Week 7 vs. Houston, caught a 47-yard TD reception. Combined with his five-yard TD catch in Week 6 in his final game with Philly, became the first player in NFL history with a TD reception in back-to-back games in a season for two different teams.
- Ertz (6) joins Tony Gonzalez (14), Jason Witten (9), Travis Kelce (8) and Antonio Gates (6) as the only TEs in NFL history with at least six seasons of 70+ receptions.
- Ertz (7) joins Tony Gonzalez (14), Jason Witten (12), Antonio Gates (10), Shannon Sharpe (9) and Travis Kelce (9) as the only TEs in NFL history with at least seven seasons of 700+ receiving yards.

AMONG NFL'S MOST PROLIFIC TIGHT ENDS

Since entering the NFL as a second round (35th overall) pick by the Eagles in the 2013 NFL Draft, Ertz has developed into one of the most prolific TEs in NFL history.

Below is a look at some of his achievements from his first 10 NFL seasons.

SIX SEASONS WITH 70+ RECEPTIONS

Ertz is one of just five TEs in NFL history to have at least six seasons of 70+ receptions in their career.

NFL History – Seasons w/ 70+ Receptions by TE

Rnk	Player (Years)	70+
1	Tony Gonzalez (1997-2013)	14
2	Jason Witten (2003-20)	9
3	Travis Kelce (2013-)	8
4t	Zach Ertz (2013-)	6
4t	Antonio Gates (2003-18)	6

Ertz (6) joins Kelce (8), Gonzalez (7) and Witten (7) as the only TEs in NFL history with 70+ catches at least six times in their first 10 seasons.

SEVEN SEASONS WITH 700+ RECEIVING YARDS

Ertz is one of just six TEs in NFL history to have at least seven seasons of 700+ receiving yards in their career.

NFL History – Seasons w/ 700+ Receiving Yards by TE (All-Time)

Rnk	Player (Years)	700+
1	Tony Gonzalez (1997-2013)	14
2	Jason Witten (2003-20)	12
3	Antonio Gates (2003-18)	10
4t	Shannon Sharpe (1990-2003)	9
4t	Travis Kelce (2013-)	9
6	Zach Ertz (2013-)	7

Ertz (7) joins Kelce (9), Witten (9), Gates (8), and Gonzalez (8) as the only TEs in NFL history with 700+ receiving yards at least seven times in their first 10 seasons.



A SEASON OF MILESTONES IN 2022

TE Zach Ertz was among the Cardinals top offensive weapons in 11 games with the team in 2021 - after he was acquired in an October trade with the Philadelphia Eagles.

He was even better in 2022 before a knee injury cut his season short after 10 games. At the time of his injury, Ertz ranked second in the NFL among TEs with 47 receptions.



NFL Tight End Leaders - Receptions (Thru Week 10)

Rnk	Player (Team)	Rec
1	Travis Kelce (KC)	63
2	Zach Ertz (AZ)	47
3	Tyler Higbee (LAR)	44
4	Dallas Goedert (Phi)	43
5t	Mark Andrews (Bal)	42
5t	T.J. Hockenson (Min)	42

The 2022 season was one of many milestones for Ertz.

Week 3 vs. the Rams: Became the third-youngest TE in NFL history to reach 650 career receptions.

NFL History – Youngest TEs to 650 Receptions

Rnk	Player (Years)	Age
1	Jason Witten (2003-11)	29 years, 170 days
2	Tony Gonzalez (1997-06)	30 years, 195 days
3	Zach Ertz (2013-22)	31 years, 319 days
4	Travis Kelce (2013-21)	32 years, 12 days
5	Antonio Gates (2003-13)	33 years, 89 days

Only two TEs in NFL history reached 650 receptions in fewer games.

NFL History – Fewest Games to 650 Receptions (TE)

Rnk	Player (Years)	Games
1	Travis Kelce (2013-21)	117
2	Jason Witten (2003-11)	133
3	Zach Ertz (2013-22)	137
4	Tony Gonzalez (1997-06)	144
5	Antonio Gates (2003-13)	149

Week 4 at Carolina: Joined Kansas City's Travis Kelce as the only active TEs at the time with 7,000+ career receiving yards.

Active NFL Leaders - Receiving Yards (Tight End)

Rnk	Player (Team)	Yds
1	Travis Kelce (KC)	10,370
2	Jimmy Graham (NO)	8,506
3	Zach Ertz (AZ)	7,324
4	George Kittle (SF)	5,303
5	Mercedes Lewis (Chi)	5,084

Week 5 vs. Philadelphia: Playing against his former team, passed Hall of Famer Ozzie Newsome (662) for eighth place on the NFL's all-time list for career receptions by a TE.

NFL History - Receptions by Tight End (Career)

Rnk	Player (Years)	Rec	To Pass
1	Tony Gonzalez (1997-13)	1,325	630
2	Jason Witten (2003-20)	1,228	533
3	Antonio Gates (2003-18)	955	260
4	Travis Kelce (2013-)	825	130
5	Shannon Sharpe (1990-03)	815	120
6	Greg Olsen (2007-20)	742	47
7	Jimmy Graham (2010-)	714	19
8	Zach Ertz (2013-)	696	-
9	Ozzie Newsome (1978-90)	662	-
10	Rob Gronkowski (2010-21)	621	-

A CATCH VS. ALL 32 TEAMS

After catching six passes vs. the Eagles in Week 5 last season, Ertz has at least one reception vs. all 32 NFL franchises. He joins LAC's Gerald Everett as the only active TE to accomplish the feat.

ERTZ MAKING FAST RISE UP CARDS ALL-TIME LISTS

Despite having played just 24 games with the Cardinals the past three seasons, Ertz already ranks fourth in franchise history in receptions (117) and sixth in receiving yards (1,063) among TEs.

Franchise Record – Receptions by TE (Career)

Rnk	Player (Years)	Rec	Gms
1	Jackie Smith (1963-77)	480	198
2	Doug Marsh (1980-86)	167	92
3	Freddie Jones (2002-04)	144	48
4	Zach Ertz (2021-)	117	24
5	Rob Awalt (1987-89)	114	44
6	Rob Housler (2011-14)	105	55

Franchise Record – Receiving Yards by TE (Career)

Rnk	Player (Year)	Yds	Gms
1	Jackie Smith (1963-77)	7,918	198
2	Doug Marsh (1980-86)	2,140	92
3	Rob Awalt (1987-89)	1,340	44
4	Freddie Jones (2002-04)	1,301	48
5	Rob Housler (2011-14)	1,133	55
6	Zach Ertz (2021-)	1,063	24
7	Jay Novacek (1985-89)	1,054	63
8	Jermaine Gresham (2015-18)	1,030	58
9	J.V. Cain (1974-77)	1,014	55
10	Greg LaFleur (1981-86)	673	77



JAMES CONNER - AT A GLANCE



- Signed a one-year contract with the Cardinals on 4/13/21 as an unrestricted free agent following four seasons (2017-20) with Pittsburgh. Re-signed with Arizona in March of 2022, agreeing to a three-year contract.

- He is a two-time Pro Bowl selection (2018, '21), two-time Player of the Week (Week 8 of 2018; Week 8 of 2019) and one-time Player of the Month (October of 2018) selection.

CARDINALS HIGHLIGHTS

- Earned Pro Bowl honors for the second time in his career during his first season with Arizona in 2021, becoming just the fifth Cardinals RB to be named to the Pro Bowl during his first season with the team: Ollie Matson (1952), Johnny Roland (1966), Ottis Anderson (1979) and Johnny Johnson (1990).

- Has scored 28 TDs in his first 31 games with Arizona. In franchise history only RB David Johnson (33) had more TDs in his first 31 games with the team. Conner's 28 TDs rank second in the NFL (Austin Ekeler - 39) from 2021-23. His 24 rushing TDs through 31 games as a Cardinal are tied with Johnson for the second-most in franchise history in a player's first 31 games with the team (Ernie Nevers - 26).

- Finished the 2022 season with 1,082 scrimmage yards and eight TDs in 13 games. It marked his second consecutive season with 1,000+ scrimmage yards in Arizona, after posting just one 1,000-yard campaign in four years with Pittsburgh.

- In 2022 had a streak of six consecutive games with a TD (Games 10-15), tying the third longest streak in team history. In the Cardinals first 101 seasons (1920-20) as an NFL franchise, a player had a streak of six consecutive games with a TD in a single season just twice. Conner has had a streak of 6+ games in each of the last two seasons.

- Earned Pro Bowl honors in 2021 after playing in 15 games (six starts) during the regular season, finishing the year with 752 yards and 15 rushing TDs on 202 rushing attempts while adding 37 receptions for 375 yards and three TDs. Also scored the Cardinals lone TD in the Wild Card matchup.

- His 18 total TDs in 2021 marked the second-highest single-season total in Cardinals history and ranked third in the NFL that year. His 15 rushing TDs also represented the second-highest single-season total in team annals and ranked second in the NFL.

- All 18 of his TDs during the 2021 regular season came in his final 13 games played. Had six games with multiple TDs in '21, joining RB David Johnson (8 in 2016) as the only players in franchise history to have at least six such performances in a single season.

- Had at least one TD (rushing or receiving) in seven consecutive games (Games 7-13) in 2021, tied for the longest streak in franchise history. Included in that stretch was a streak of five straight games with a rushing TD, tying the longest such streak in team history.

- Rushed for two TDs in a Week 10 win at the Los Angeles Rams in 2022, marking the 13th game of his career with two-or-more TDs. Since entering the NFL in 2017, his 13 games with two-or-more TDs is tied for the sixth-most league-wide among RBs.

CAREER/PERSONAL HIGHLIGHTS

- Earned his first career Pro Bowl selection with the Steelers in 2018, when he rushed for 12 TDs (third in the NFL) and 973 yards on 215 carries (4.5 avg.) while catching 55 passes for 497 yards a TD in just 13 games.

- With the Steelers, appeared in 50 games (33 starts) and ran for 2,302 yards and 22 TDs on 532 carries (4.3-yard avg.) along with 124 receptions for 963 yards and four TDs.

- After tearing his MCL during the first game of his junior year at the University of Pittsburgh (2015), attended rehab and began experiencing excessive fatigue and other concerning symptoms, leading doctors to perform a chest X-ray that revealed Hodgkin's Lymphoma. He endured 12 rounds of chemotherapy and completed his last chemo appointment on May 9, 2016. On May 23, 2016, he announced that he was cancer free.

- The doctor who treated Conner, Dr. Stanley Marks, started the Stanley M. Marks Blood Cancer Research Fund and at his annual fundraiser gives out the "James Conner Courage Award." Conner was on hand in 2022 to present the award to Carrie Richards, one of the nurses who helped in his treatment and later went through the same diagnosis.

- Played in 39 games in four seasons at Pitt (2013-16), and left ranked second in school history in rushing yards (3,733), total TDs (56) and rushing TDs (52), trailing only Tony Dorsett in all three.

#6 EXCEEDS 1,000 FOR SECOND STRAIGHT YEAR

RB James Conner finished the 2022 season with 1,082 scrimmage yards in 13 games played.

After posting 1,000+ scrimmage yards just once in his first four NFL seasons (2017-20) with Pittsburgh, Conner surpassed 1,000 scrimmage yards in both seasons with the Cardinals (1,127 in 2021).

Conner rushed for 782 yards and seven TDs on 183 carries (4.3 avg.) in 2022. His 782 rushing yards were the second-best single-season total of his career (973 in 2018).

A STRONG FINISH IN 2022

Conner had his six best rushing yardage totals of the season in his last seven games played.

In that seven-game stretch, Conner rushed for 537 yards and six TDs on 122 carries (4.4 avg.).

After posting 75+ rushing yards just twice in his first 23 games with the Cardinals, Conner had 75+ rushing yards in four of his last five games played in 2022.

In Week 12 vs. LAC, he rushed for 120 yards on 25 carries (4.8 avg.), his first 100-yard outing as a member of the Cardinals. His second 100-yard outing with the team came vs. NYG in Week 2 of 2023 as he totaled 106 yards and 1 TD on 23 carries.



CONNER UPS THE SCORING IN ARIZONA

After scoring one TD in his first six games played last season, RB James Conner had seven TDs in his last seven games played in 2022. He has two TDs in his first three games in 2023.

Since joining Arizona in 2021, Conner has 28 TDs. Only Chargers RB Austin Ekeler (39) had more scrimmage TDs over the last three seasons (2021-23).

NFL Leaders - Total Scrimmage TDs (2021-)

Rnk	Player (Team)	TDs	Rush	Rec
1	RB Austin Ekeler (LAC)	39	26	13
2	RB James Conner (AZ)	28	24	4
3	WR Davante Adams (GB/LV)	28	0	28
4t	QB Jalen Hurts (Phi)	26	26	0
4t	RB Joe Mixon (Cin)	26	21	5

28 TOUCHDOWNS IN 31 GAMES WITH ARIZONA

Conner has 28 total TDs in 31 regular season games with the Cardinals. That is the second-most in franchise history in a player's first 31 games with the team.

Franchise Record - Scrimmage TDs in 1st 31 Games w/ Team

Rnk	Player (Years)	TDs
1	RB David Johnson (2015-16)	33
2	RB James Conner (2021-)	28
3t	HB Ernie Nevers (1929-30)	26
4	RB Donny Anderson (1972-73)	22
5	HB John David Crow (1958-60)	21

Conner has 24 rushing TDs and four receiving TDs since joining the Cardinals in 2021. **His 24 rushing TDs are the second-most in franchise history in a player's first 31 games with the team.**

Franchise Record - Rushing TDs in 1st 31 Games w/ Team

Rnk	Player (Years)	TDs
1	Ernie Nevers (1929-30)	26
2t	James Conner (2021-)	24
2t	David Johnson (2015-16)	24
4t	Kenyan Drake (2019-20)	18
4t	Tim Hightower (2008-09)	18

CONNER GOES STREAKING - AGAIN

Conner had at least one TD (rushing or receiving) in six consecutive games (Games 10-15) in 2022. **In the Cardinals first 101 seasons (1920-2020) as an NFL franchise, a player had a streak of six consecutive games with a TD in a single season just twice. Conner has had a streak of 6+ games in each of the last two seasons.**

Franchise Record - Consecutive Games w/ TD

Rnk	Player (Year)	Gms	Game #s
1t	James Conner (2021)	7	Games 7-13
1t	John David Crow (1959-60)	7	Games 11-12 in '59; Games 1-5 in '60
3t	James Conner (2022)	6	Games 10-15
3t	Anquan Boldin (2008)	6	Games 2-4; 7-9
5t	16 times	5	

SIX GAMES WITH MORE THAN ONE

Despite having played just 31 games with Arizona, only four players in franchise history have more games with multiple rushing TDs than Conner (6).

Franchise Record - Games w/ 2+ Rushing TDs (Career)

Rnk	Player (Years)	Gms	Gms Played
1	David Johnson (2015-19)	8	62
2t	Stump Mitchell (1981-89)	7	116
2t	Johnny Roland (1966-72)	7	96
2t	Ernie Nevers (1929-31)	7	31
5t	James Conner (2021-)	6	31
5t	Ottis Anderson (1979-86)	6	99
5t	John David Crow (1958-64)	6	69



DORTCH MAKES MOST OF OPPORTUNITIES IN 2022

During his first four seasons (2018-21) in the NFL, WR Greg Dortch spent time with five teams (Jets, Panthers, Rams, Falcons and Cardinals) and was released six times.

He appeared in just seven games and had three receptions for 15 yards during that span.

In 16 games (4 starts) in 2022, Dortch had **52 receptions for 467 yards and 2 TDs, 26 punt returns for 172 yards and 11 kickoff returns for 218 yards**

He joined DeAndre Hopkins and Rondale Moore as the only Cardinals players with multiple games of 90+ receiving yards in '22 - including his first-ever 100-yard game (103) vs. the 49ers in Week 11 on Monday Night Football.



DORTCH HIGHLIGHTS IN 2022

WEEK 16 VS. TAMPA BAY: Against the Buccaneers on Sunday Night Football, Dortch finished with a career-high 123 scrimmage yards. He had 98 receiving yards on a career-high 10 receptions while also finishing with a career-high 25 rushing yards on three carries.

WEEK 11 VS. SAN FRANCISCO: Against the 49ers in Mexico City, Dortch had 9 receptions for 103 yards, the first 100-yard receiving performance of his career.

MOORE STAYS HOT DESPITE INJURIES

Second-year WR Rondale Moore struggled with injuries during the 2022 season, but performed at a high level in the eight games he did appear in.

In eight games played last year, Moore totaled 41 receptions for 414 yards and a TD.

In his final three full games played in 2022, Moore had 24 receptions for 255 yards and a TD. A look at how good Moore was over that stretch:

- Of his 3 career outings with 90+ receiving yards, 2 came in those last 3 games: 92 @ Min & 94 @ LAR

- Of his 6 career outings with 7+ receptions, 3 came in those last 3 games: 7 @ Min; 8 vs. Sea; 9 @ LAR

- In his first 18 career games Moore had 60+ receiving yards 3 times; he had 60+ in each of the last 3 full games he played in 2022



Moore's last full game played in 2022 was the Week 10 win over the Rams in Los Angeles when he finished with nine receptions for 94 yards. Of those 94 yards, 26 came on a spectacular one-handed catch along the sideline on a 4th-n-3, extending a drive that resulted in a TD two plays later.

Moore continued to display his explosive abilities in Week 3 of 2023. The third-year WR burst out on a 45-yard TD run to give the Cardinals a 15-3 lead over the Cowboys in the second quarter.

The run marked his third career TD - all of which have covered 35+ yards. His three career TDs have averaged 53.3 yards.

Moore Career TDs

Opponent	Distance	Type
9/24/23 vs. Dallas	45 yards	Rushing
10/30/22 @ Minnesota	38 yards	Receiving
9/19/21 vs. Minnesota	77 yards	Receiving

Moore finished the day with four receptions for eight yards and three carries for 54 yards and a TD. His four catches gave him 103 catches in 25 career games, joining Anquan Boldin (16 games), Christian Kirk (22 games) and Larry Fitzgerald (23 games) as just one of four Cardinals since at least 1970 to reach 100 career receptions in 25 career games or fewer.

MCBRIDE FLASHES IN ROOKIE CAMPAIGN

Cardinals TE Trey McBride saw his production increase significantly in the latter part his rookie season in 2022.

The 2021 John Mackey Award winner had four receptions for 38 yards in his first nine games played in 2022. In his last seven games in '22, McBride hauled in 25 passes for 227 yards and a TD. He had at least three receptions in five of the last six games.

In 2022, McBride had:

- His best game of the season in Week 17 at Atl when he hauled in his first TD and set season highs in receptions (7) and receiving yards (78).

- More receptions in his last four games (17) than he had in his first 12 (12).

- Over twice as many receiving yards in the last four games (191) as he had in the first 12 (74).



HOLLYWOOD LEADS THE WAY IN 2022

Acquired via trade during the first round of the 2022 NFL Draft, WR Marquise Brown **played 12 games (10 starts) in his first season with the Cardinals and led the team in receptions (67) and ranked second in receiving yards (709) while adding three TD catches.**

Brown was off to the best start of his career in 2022 before suffering a foot injury in Week 6 that forced him to IR. He missed five games before returning in Week 12 vs. the Chargers.

In his first six games played prior to the injury, Brown led the team in receptions (43), receiving yards (485) and TD receptions (3).

Only two players in franchise history had more receptions through the first six games of a season than Brown had in 2022 (43).

Franchise Record

Receptions Thru 1st 6 Games (Season)

Rnk	Player (Year)	Rec
1t	DeAndre Hopkins (2020)	47
1t	J.T. Smith (1989)	47
3t	Marquise Brown (2022)	43
3t	Larry Fitzgerald (2015)	43
3t	Larry Centers (1996)	43

At the time of his injury, Brown's 43 receptions ranked fifth in the NFL and his 485 receiving yards ranked seventh.

In Week 3 vs. the Rams, Brown had a career-high 14 receptions for 140 yards. In addition to setting a career high for the fourth year pro, it also tied for the second-highest single-game total in franchise history.

Franchise Record – Receptions (Single-Game)

Rnk	Player	Rec	Opponent
1	Sonny Randle	16	11/4/62 at NYG
2t	Marquise Brown	14	9/25/22 vs. LAR
2t	DeAndre Hopkins	14	9/13/20 at SF
2t	Anquan Boldin	14	9/23/07 at Bal
5t	7 times	13	Last - Larry Fitzgerald, 9/25/17 vs. Dal



AZ FEATURES A DEEP THREAT IN BROWN

On the first day of the 2022 NFL Draft, the Cardinals sent their first-round pick (#23 overall) to the Baltimore Ravens in exchange for WR Marquise "Hollywood" Brown and the Ravens '22 third-round pick (#100 overall).

Baltimore's first round pick (25th overall) in the 2019 NFL Draft, Brown has 276 receptions for 3,213 yards and 26 TDs in 61 games (54 starts) in his career. His 26 TDs are the 3rd-most among 2019 draft picks.

Since he entered the league in 2019, only five players in the NFL have more TD receptions of 20+ yards than Brown (13). Only six have more TD catches of 40+ yards than Brown (7).



NFL Leaders

Rnk	Player (Team)	TDs
1	Tyreek Hill (Mia)	22
2t	Mike Evans (TB)	18
2t	Davante Adams (LV)	18
4	A.J. Brown (Phi)	17
5	Tyler Lockett (Sea)	15
6	Marquise Brown (AZ)	13
7t	7 Players Tied	12

NFL Leaders

Rnk	Player (Team)	TDs
1	Tyreek Hill (Mia)	16
2	A.J. Brown (Phi)	10
3t	Tyler Lockett (Sea)	8
3t	Ja'Marr Chase (Cin)	8
3t	Stefon Diggs (Buf)	8
3t	Mike Williams (LAC)	8
7*	Marquise Brown (AZ)	7*

*Tied with 3 Other Players

THE RELATIONSHIP RUNS DEEP

WR Marquise Brown received his nickname "Hollywood" during his time at the University of Oklahoma. It was with the Sooners that Brown met - and became best friends with - Cardinals QB Kyler Murray.

Brown and Murray played together with the Sooners for two seasons (2017-18), including in 2018 when Brown had 75 receptions for 1,318 yards and 10 TDs. That season, Brown led the nation in receptions of 40+ yards (11), 50+ yards (7) and 60+ yards (4) and Murray won the Heisman Trophy.



They were both selected in the first round of the 2019 NFL Draft - Murray #1 overall to Arizona and Brown #25 overall to Baltimore. Even though they were not playing together, the two continued to work out together in the offseason.

"In college you go through more with your quarterback than in the NFL," Brown said of the tight bond. "Me and Kyler, we got in together, we were on the 'B' squad against the starting defense (at Oklahoma) to all the way to both of us playing."

MATT PRATER - AT A GLANCE



- A two-time Pro Bowl selection (2013; 2016), Prater joined the Cardinals in 2021 after 14 seasons with the Lions (2014-20), Broncos (2007-13) and Falcons (2007).
- Has made 381-of-457 FG attempts (83.4%) and 559-of-574 PATs (97.4%) in his 236 career games after entering the league as an undrafted rookie free agent with Detroit in 2006.

- Leads all active NFL players with 1,702 career points. In 2023, became just the 19th player in NFL history – and the only active player – to reach 1,700 career points.

- Holds NFL records for most PATs in a single season (75), career FGs of 50+ yards (73), consecutive made FGs of 50+ yards (14), consecutive FG conversions of 55+ yards (seven) and previously held the league record for the longest FG made (64 yards). Prater (3) joins Brett Maher (3) as the only players in NFL history with multiple made FGs of 62+ yards.

- Has made 73-of-98 FG attempts from 50+ yards and his 74.5% success rate is the best in NFL history (min. 40 attempts). His seven career FGs of 59+ yards are the most in NFL history as are his nine seasons with at least five made FGs of 50+ yards.

- In just 33 games played in three seasons (2021-23) with Arizona, ranks second in franchise history with 14 made FGs of 50+ yards - trailing only Neil Rackers (16 in 100 games played).

- In Cardinals history, a player has had at least five made FGs of 50+ yards in a season four times, and Prater is responsible for two of those campaigns (7 in 2021; 5 in 2022).

• In his first season with Arizona in 2021, established a franchise record and tied his career high with seven made FGs of 50+ yards during the regular season, including a franchise record 62-yarder in Week 2 vs. Minnesota (tied his own record Week 3 of 2023 vs. Dallas). In the Wild Card matchup vs. the Rams, connected on the longest FG (55 yards) in franchise postseason history.

• Ended the 2021 season with 137 total points (30 FG, 47 PAT), the second-highest single-season total in franchise history. It was his 11th career season with 100+ points, the most among active players.

• Holds the franchise record for longest FG with Arizona (62 yards, twice), Denver (64) and Detroit (59, twice).

• Has connected on all 16 game-winning FG attempts with two minutes or less remaining in the fourth quarter and OT (11-of-11 in regulation and 5-of-5 in OT). Most recent game-winner came with Detroit when he connected on a 59-yarder as time expired to give the Lions a 30-27 victory vs. Washington in Week 10 of the 2020 season.

• Named Special Teams Player of the Month four times and Special Teams Player of the Week 14 times, trailing only Adam Vinatieri (19) for the most awards in NFL history by a kicker.

SUCCESS WEEK IN AND WEEK OUT

Prater has been named Special Teams Player of the Month four times and Special Teams Player of the Week 14 times, trailing only Adam Vinatieri (19) for the most "Special Teams Player of the Week" awards in NFL history by a kicker.

Prater's career Special Teams Player of the Week Awards:

Date	FG	PTS
vs. Tampa Bay (10/5/08)	3-3	10
vs. New York Giants (11/26/09)	4-4	14
vs. Chicago (12/11/11)	2-3	7
vs. Oakland (9/30/12)	3-3	13
vs. Tennessee (12/8/13)	3-3	15
at Minnesota (11/6/16)	3-3	10
vs. Minnesota (11/24/16)	3-3	10
at New Orleans (12/4/16)	5-5	16
vs. Arizona (9/10/17)	1-1	5
at Green Bay (12/30/18)	1-1	7
at Arizona (9/27/20)	4-4	14
vs. Washington (11/15/20)	3-3	12
at Cleveland (10/17/21)	3-3	13
at Dallas (1/9/22)	4-4	13



Two of Prater's Special Teams Player of the Week Awards have come as a member of the Cardinals. He was named NFC Special Teams Player of the Week twice in 2021 (Weeks 6 and 17).

PRATER IS NFL'S ACTIVE POINTS LEADER

After connecting on all three of his FG attempts and his one PAT in Week 3 vs. the Cowboys, K Matt Prater surpassed 1,700 points for his career. He is currently the NFL's active leader in career points.



Active NFL Leaders – Career Points

Rnk	Player (Team)	Points
1	Matt Prater (AZ)	1,702
2	Nick Folk (Ten)	1,544
3	Justin Tucker (Bal)	1,521
4	Graham Gano (NYG)	1,328
5	Greg Zuerlein (NYJ)	1,263

Prater's 10 points against Dallas moved him into 19th place on the NFL's all-time scoring list.

NFL Record - Career Points (All-Time)

Rnk	Player (Years)	Points	To Pass
1	Adam Vinatieri (1996-2019)	2,673	972
2	Morten Anderson (1982-2007)	2,544	843
3	Gary Anderson (1982-2004)	2,434	733
4	Jason Hanson (1992-2012)	2,150	449
5	John Carney (1988-2010)	2,062	361
6	Matt Stover (1991-2009)	2,004	303
7	George Blanda (1949-75)	2,002	301
8	Jason Elam (1993-2009)	1,983	282
9	John Kasay (1991-2011)	1,970	269
10	Robbie Gould (2005-22)	1,961	260
11	Mason Crosby (2007-22)	1,918	217
12	Sebastian Janikowski (2000-18)	1,913	212
13	Stephen Gostkowski (2006-20)	1,875	174
14	Phil Dawson (1999-2018)	1,847	146
15	Matt Bryant (2002-19)	1,758	57
16	Norm Johnson (1982-99)	1,736	35
17	David Akers (1998-2013)	1,721	20
18	Nick Lowery (1978-96)	1,711	10
19	Matt Prater (2007-)	1,702	-
20	Jan Stenerud (1967-85)	1,699	-

During his first season with the Cardinals in 2021, Prater scored 137 points (30 FG, 47 PAT). That tied for the second-highest single-season total in franchise history.

Franchise Record – Points (Season)

Rnk	Player (Year)	Points (Type)
1	Neil Rackers (2005)	140 (40 FG, 20 PAT)
2t	Matt Prater (2021)	137 (30 FG, 47 PAT)
2t	Chandler Catanzaro (2015)	137 (28 FG, 53 PAT)
4t	Zane Gonzalez (2019)	127 (31 FG, 34 PAT)
4t	Jay Feely (2013)	127 (30 FG, 37 PAT)

The 2021 season marked Prater's 11th with 100+ points in his career. It was also his seventh consecutive season (2015-21) scoring 100+ points.

Prater is one of two active players with at least 11 seasons of 100+ points.

Active NFL Leaders – Seasons w/ 100+ Points

Rnk	Player (Team)	100+
1t	Matt Prater (AZ)	11
1t	Justin Tucker (Bal)	11
3t	Nick Folk (Ten)	10
3t	Graham Gano (NYG)	10

CLUTCH WHEN IT COUNTS

Prater has connected on all 16 of his game-winning FG attempts (with two minutes or less remaining in the fourth quarter and OT). He is a perfect 11-of-11 in regulation and 5-of-5 in OT. His most recent game-winner came as a member of the Lions when he connected on a 59-yarder as time expired to give Detroit a 30-27 victory vs. Washington in Week 10 of the 2020 season.

Prater's career game-winning FGs (with two minutes or less remaining in the fourth quarter and OT):

Date	Yds	Final Score
vs. New England (10/11/09)	41	20-17
at Miami (10/23/11)	52	18-15
at San Diego (11/27/11)	37	16-13
at Minnesota (12/4/11)	23	35-32
vs. Chicago (12/11/11)	51	13-10
at Dallas (10/6/13)	28	51-48
at Atlanta (10/26/14)	48	22-21
vs. Chicago (10/18/15)	27	37-34
at Indianapolis (9/11/16)	43	39-35
vs. Philadelphia (10/9/16)	29	24-23
vs. Los Angeles Rams (10/16/16)	34	31-28
vs. Minnesota (11/24/16)	40	16-13
at Chicago (11/19/17)	52	27-24
at Tampa Bay (12/10/17)	46	24-21
at Arizona (9/27/20)	39	26-23
vs. Washington (11/15/20)	59	30-27





QUARTERBACKS

Joshua Dobbs – Completed 17-of-21 passes (81%) for 189 yards and 1 TD along with six rushes for 55 yards last week vs. Dallas. His 81% completion percentage marked the 7th-lowest in a single game in franchise history (min. 20 atts.). Had a 69-yard pass and a 44-yard rush vs. Dal, becoming just the second player in franchise history to have a pass of 60+ and a rush of 40+ in a game. Seven-year NFL veteran who Arizona acquired in a trade with Cleveland on 8/24/23.

Clayton Tune – Arizona's fifth-round (139th overall) draft choice out of Houston. Played 47 games (44 starts) and completed 956-of-1,497 pass attempts (63.9%) for 11,994 yards and 104 TDs with the Cougars.

RUNNING BACKS

James Conner – Two-time Pro Bowler (2018, 2021) who signed with Arizona in 2021 after four seasons (2017-20) with Pittsburgh. Has scored 28 TDs in 31 games with the Cardinals.

Emari Demercado – Had two catches for seven yards in Week 2. Undrafted rookie out of TCU where he finished his career with 338 carries for 1,615 yards and 10 TDs.

Keaontay Ingram – Selected by Arizona in the sixth round (201st overall) in 2022 out of USC. Scored his first career TD (three-yard run) last season in a win vs. NO.

TIGHT ENDS

Zach Ertz – Eleven-year NFL veteran, three-time Pro Bowler (2017-19) and first-team All-Pro (2018). His 696 career receptions rank eighth in NFL history among TEs. Is just 17 receptions away from passing Jimmy Graham for seventh. Has caught a pass in 119 straight games.

Elijah Higgins – Entered the NFL as a sixth round draft choice by the Dolphins in 2023 out of Stanford. Was claimed off of waivers by Arizona on 8/30/23. Earned All-Pac-12 honorable mention honors as a senior after leading Stanford with a career-high 704 receiving yards on 59 receptions.

Trey McBride – Has five catches for 57 yards in 2023. Appeared in 16 games (13 starts) as a rookie in 2022 and had 29 catches for 265 yards and a TD. Of his 265 receiving yards, 219 came in the final five games. Originally a second-round pick (55th overall) out of Colorado State.

Geoff Swaim – Signed with AZ on 7/25/23. A nine-year NFL veteran who has played 89 career games (57 starts) with the Cowboys (2015-18), Jaguars (2019), Titans (2020-22) and Cardinals (2023). Has 100 career receptions for 752 yards.

WIDE RECEIVERS

Marquise Brown – Played three seasons (2019-21) in Baltimore before being acquired by Arizona in a draft-day trade in 2022. Has scored TDs in back-to-back weeks, giving him 26 in his career, only two 2019 draft picks have scored more (DK Metcalf - 36, A.J. Brown - 35). Had team-highs with 67 receptions for 709 yards in 12 games played in 2022.

Greg Dortch – Has returned seven punts for 43 yards and two kicks for 47 yards in 2023. Set career-highs in receptions (52), receiving yards (467) and touchdowns (two) with the Cardinals in 2022 after appearing in 16 games (four starts).

Rondale Moore – Had a 45-yard TD vs. Dal, the fourth-longest rush by a WR in franchise history. Also surpassed 100 catches and 900 receiving yards in his 25th career game last Sunday. Selected by the Cardinals in the second-round (49th overall) in 2021 out of Purdue.

Zach Pascal – Has 169 receptions for 2,047 yards and 16 TDs over 84 games played (46 starts) with Indianapolis (2018-21), Philadelphia (2022) and Arizona (2023).

Michael Wilson – Had two receptions for 86 yards last week vs. Dal. His 186 receiving yards are the seventh-most among rookies in 2023. Selected by Arizona in the third-round (94th overall) in 2023 out of Stanford. Totaled 134 receptions for 1,662 yards and 11 TDs over five years (2018-22).

OFFENSIVE LINE

Kelvin Beachum – Selected by Pittsburgh in the seventh round (248th overall) in 2012 and has started 147 of 152 games played with the Steelers (2012-15), Jaguars (2016), Jets (2017-19) and Cardinals (2020-23). Only player to start every game on offense for Arizona in 2022.

Trystan Colon – Claimed off waivers by Arizona from the New York Jets on 8/30/23. Made his Cardinals debut 11 days later at Washington. Spent first three NFL seasons with Baltimore (2020-22) where he appeared in 20 games, including three starts at right guard and one at center.

Hjalte Froholdt – Part of an offensive line that did not allow a sack in Week 2 against the Giants. Native of Denmark who entered the NFL as a fourth-round draft choice (118th overall) by New England in 2019. Has appeared in 32 games (seven starts) in three seasons with New England (2020), Cleveland (2021-22) and Arizona (2023).

Will Hernandez – A second-round pick by the Giants in 2018, signed with Arizona as a free agent in the 2022 offseason. Started all 16 games he has appeared in at RG for AZ.

D.J. Humphries – Cardinals first-round pick (24th overall) in 2015 out of Florida, has started all 86 NFL games played, including all 76 at LT since 2016. Longest tenured Cardinal.

Keith Ismael – Joined Arizona via waivers on 8/30/23. Appeared in 18 games (five starts) over his first two seasons in the NFL (2020-21) with Washington before spending the 2022 season on the 49ers practice squad. Made his Cardinals debut in Week 2 vs. NYG and saw action last week vs. Dal.

Paris Johnson Jr. – Cardinals first-round pick (6th overall) in 2023 out of Ohio State. Appeared in 31 games (26 starts) for OSU and earned unanimous first-team All-American honors as a junior in 2022. His father, Paris Sr., was a fifth-round pick by AZ in 1999. Started at RT in the first three games.

Iim Manning – Native of Glendale, AZ and graduate of Apollo HS who joined AZ via waivers from SF on 8/30/23. Played collegiately at Hawaii where he started 60-of-62 games played and was a three-time All-Mountain West Selection.

Carter O'Donnell – Claimed off of waivers on 9/4/23 after three seasons (2020-22) between the Colts active roster and practice squad. Native of Red Deer, Alberta, Canada.

Elijah Wilkinson – Has appeared in 69 games (39 starts) with Denver (2017-20), Chicago (2021), Atlanta (2022) and Arizona (2023). Started each of his first two games with Arizona. Helped block for a 1,000-yard rusher in four of his six seasons in the NFL, including each of his first three years.

SPECIALISTS

Aaron Brewer – Has played 101 games with AZ, the most of any active Cardinal. Entered the league with the Broncos as a rookie free agent and has played 165 regular season and nine playoff games with Denver (2012-15) and Arizona (2016-23).

Nolan Cooney – Originally entered the NFL as a rookie free agent with the Saints in 2021 out of Syracuse. Spent the 2022 season between the Colts and Cardinals practice squads. Has ten punts for 475 yards (47.5 avg.) on the season, including two punts placed inside the 20-yard line.

Matt Prater – Two-time Pro Bowler (2013, 2016) and active NFL leader in career points (1,702). Holds the NFL record for FGs of 50+ yards (73). Joined AZ in 2021 after 14 seasons with the Lions, Broncos and Falcons. Has seven FGs of 50+ yards (50, 53, 55, 56, 57, 54, 62) over his last seven games.

DEFENSIVE LINE

Leki Fotu – Selected by the Cardinals in the fourth round (114th overall) of the 2020 NFL Draft. Has appeared in 47 games (14 starts) for Arizona. Sacked Commanders QB Sam Howell in Week 1, marking the 2nd sack of his career.

Jonathan Ledbetter – Originally signed with Miami as a rookie free agent in 2019, has played in 19 NFL games with the Dolphins and Cardinals, including 14 games (3 starts) with Arizona in 2022. Matched career highs in tackles (6) and sacks (1.0) in Week 1. Started all three games in 2023.

Roy Lopez – Tempe, AZ native who had 67 tackles, 2.0 sacks and 10 TFLs in 33 games (29 starts) with the Texans in his first two NFL seasons (2021-22) after being selected by Houston in the sixth round (195th overall) in 2021.

Dante Stills – Cardinals sixth-round pick (213th overall) in 2023 out of West Virginia. Left campus as the Mountaineers' all-time leader in TFLs (52.5) and a four time All-Big 12 honoree, including a two-time first-team selection. Is the fourth member of his family to play in the NFL.

Kevin Strong – Five-year NFL veteran who's appeared in 38 games with Detroit (2019-21), Tennessee (2021-22) and Arizona (2023). Set career highs in games played (16), tackles (23) and passes defended (two) in 2022. Had two tackles and a pass defended, which helped lead to a Zaven Collins INT, in his Cardinals debut at Washington. Made his first start as a Cardinal last week vs. Dallas.

LINEBACKERS

Krys Barnes – Began his career as an undrafted free agent with Green Bay in 2020. Appeared in 38 games (26 starts) and totaled 202 tackles over four seasons with the Packers (2020-22) and Cardinals (2023). Has started the last two games for AZ.

Zaven Collins – Selected by the Cardinals in the first round (16th overall) in 2021 out of Tulsa. Set career highs with 100 tackles, 2.0 sacks, 11.0 TFLs and six passes defended in 2022. Had an INT and fumble recovery in Week 1, becoming the first Cardinal to do so in a single game since 2016. Sacked QB Dak Prescott for an 11-yard loss last week vs. Dal.

Victor Dimukeje – Selected by Arizona in the sixth round (210th overall) in 2021 out of Duke. Has started two-of-three games this season and has at least a partial sack in each. After not having a sack in his first 28 NFL games, has 2.5 in his last three.

Dennis Gardeck – Named a Pro Bowl alternate (special teams) in 2019 and 2022. Selected as a team captain each of the last four seasons (2020-23). Signed by Arizona as an undrafted free agent out of Sioux Falls in 2018. Had his fourth career multi-sack game and forced a fumble in Week 1. Had two TFLs and a sack vs. NYG in Week 2.

Jesse Luketa – Selected by Arizona in the seventh round (256th overall) of the 2022 NFL Draft out of Penn State. A native of Ottawa, Ontario, played in 46 games in four seasons (2018-21) at Penn State and earned All-Big 10 Third-Team honors as a senior. Saw action in seven games as a rookie.

BJ Ojulari – Cardinals second-round pick (41st overall) in 2023 out of LSU. Saw action in 34 games (24 starts) in three years at LSU (2020-22). Totaled 129 tackles and 16.5 sacks in his time as a Tiger. Brother is New York Giants LB Azeem Ojulari. Made his NFL debut in Week 1.

Owen Pappoe – Cardinals fifth-round pick (168th overall) in 2023 out of Auburn. Started all 41 games he appeared in and racked up 256 tackles with the Tigers. Was just the fourth player in program history to be a two-time captain.

Cameron Thomas – Arizona's first pick in the third-round (87th overall) in 2022 out of San Diego State. Appeared in all 17 games and produced 18 tackles and 3.0 sacks as a

rookie. Scored his first career TD when he recovered a QB Sam Howell fumble in the season opener at Washington.

Ezekiel Turner – Signed with Arizona as an undrafted rookie free agent out of Washington in 2018. Has blocked two punts and notched 46 special teams tackles in 67 career games.

Kyzir White – Selected in the fourth round (119th overall) by the Chargers in 2018. Began his career with L.A. (2018-21), before spending last season in Philadelphia with Head Coach Jonathan Gannon and following him to Arizona in free agency. Named a team captain for the first time in 2023. Only NFL player in 2023 with 30+ tackles, 1.0 sack and an INT.

Josh Woods – Originally entered the NFL as an undrafted free agent with Chicago in 2018. Has appeared in 55 games and produced 30 tackles on defense as well as 33 tackles on special teams in five seasons with Chicago (2019-21), Detroit (2021-22) and Arizona (2023). Started in his Cardinals debut at Washington and had two tackles and one pass defended.

DEFENSIVE BACKS

Kris Boyd – Selected by Minnesota in the seventh round (217th overall) of the 2019 NFL Draft. Spent four seasons in Minnesota (2019-22) where he played in 58 games (six starts) and registered 66 tackles as well as 29 special teams tackles. Played in all three games in 2023 on special teams.

Andre Chachere – Had two tackles and two passes defended in his first start with Arizona in Week 2 against the Giants. San Jose State product who spent the previous two seasons with the Eagles where he appeared in 23 games (one start) and had 12 tackles on defense and eight on special teams.

Kei'Trel Clark – Selected by Arizona in the sixth round (180th overall) in 2023 out of Louisville. Earned All-ACC honors twice in his time as a Cardinal. Had 10 tackles and two passes defended in his third NFL start last week vs. Dal.

Antonio Hamilton Sr. – Eight-year NFL veteran has appeared in 86 games (nine starts) with the Raiders (2016-17), Giants (2018-19), Chiefs (2020) and Cardinals (2021-23). Brought in his first career INT in a 2022 win over the Saints.

Qwuantrezz Knight – Joined Arizona's active roster from San Francisco's practice squad where he spent the past two seasons (2022-23). Finished his college career at UCLA where he earned second-team All-Pac-12 honors in 2021. Made his Cardinals debut last week against the Cowboys.

Christian Matthew – Arizona's first pick in the seventh-round (244th overall) in 2022 out of Valdosta State. Played in 14 games (two starts) and registered 19 tackles as a rookie. Has appeared in all three games in 2023 on special teams.

Starling Thomas V – Entered the NFL as an undrafted rookie free agent with Detroit before being claimed off of waivers by Arizona on 8/30/23. Earned a first-team All-Conference USA selection after starting 13 games and tallying a team-high 15 passes defended as a senior at UAB in 2022.

Jalen Thompson – Selected by Arizona in the fifth-round of the 2019 NFL Supplemental Draft out of Washington State. Ranked second on the team with 109 tackles in 2022, marking his second consecutive season with 100+ stops. Had a career-long 35-yard INT return in Week 2 vs. New York.

K'Von Wallace – Claimed off waivers by Arizona on 8/30/23 after three seasons with Philadelphia (2020-22). Appeared in 45 games (seven starts) with the Eagles and recorded 52 tackles as well as 12 tackles on special teams. Had seven tackles and two passes defended in his Cardinals debut in Week 1. Had a team-high eight tackles in Week 2 vs. NYG.

Marco Wilson – Selected by Arizona in the fourth-round (136th overall) in 2021 out of Florida. Has started 29-of-31 games played. Had two INTs of Buccaneers QB Tom Brady in Week 16 of 2022. Led the team in INTs (3) and passes defended (10) in 2022.

CARDINALS GAME SUMMARIES



WEEK 1 Arizona Cardinals 16, Washington Commanders 20 64,693 ■ FedExField ■ Sep 10, 2023



Arizona Cardinals	3	10	3	0	—	16
Washington Commanders	7	3	0	10	—	20

The Cardinals traveled to Washington to not only open the 2023 regular season but also usher in a new era in team history. It marked the first game under first-year head coach Jonathan Gannon and general manager Monti Ossenfort as well as the Cardinals debut for 22 players, most notably starting QB Joshua Dobbs in his first game action with the club. Playing at times in both brilliant sunshine and a driving rain, Arizona took advantage of six sacks and three takeaways to claim a 16-10 lead early in the third quarter. However, the Commanders converted two second half fumbles into points and emerged with a 20-16 week 1 victory.

Washington opened the scoring on the game's third series when Sam Howell's 8-yard TD pass to WR Brian Robinson put the hosts up 7-0; the drive was aided by two personal fouls flagged against AZ along with a 37-yard defensive pass interference penalty. The Cards answered with their own scoring drive as Dobbs completions to WRs Hollywood Brown and Rondale Moore covered 29 and 31 yards, respectively and set-up Matt Prater's 28-yard FG. LB Zaven Collins halted the next Commanders' drive with an INT off Howell that set the AZ offense up at the Washington 37. The pick led to another Prater FG, this one from 54 yards that made it 7-6. The ensuing drive saw the Commanders reach the AZ19 before LB Victor Dimukeje forced an Antonio Gibson fumble that Collins recovered to kill the threat. Late in the first half, the Cardinals' third takeaway of the game put points directly on the scoreboard and put AZ up 13-7; LB Dennis Gardeck chased down Howell deep in Washington territory, forcing a fumble that LB Cameron Thomas scooped up at the 2 and took into the end zone with :55 left in the first half. That was enough time for Washington to move into position for a 30-yard Joey Slye FG that cut Arizona's lead to 13-10 on the last play before intermission.

Arizona got the ball first after halftime and Dobbs completed 7 of 9 passes for 50 yards to set up a 37-yard Prater FG that put AZ up 16-10 early in the third. It remained that way until 90 seconds remained in the quarter when the Cards faced a 3rd-n-15 at their own 35. DE Marcus Sweat hit Dobbs as he was throwing, forcing a fumble that the Commanders recovered at the 29. Six plays later, they faced a 3rd-n-goal at the 6 when Howell scrambled for the go-ahead score. With 4:44 to go and down by one, the Cards had the ball at their own 40 but a mishandled center exchange turned it over to the Commanders, who took over at the AZ22 following an unsportsmanlike penalty. Slye's 33-yard FG put Washington up 20-16 with 2:23 to play. The Cards would get no closer as the ensuing drive ended with an incompleteness of 4th down.

SCORING DRIVES

TEAM	QTR	TIME	SCORING PLAY
Commanders	1	04:15	B.Robinson 7 yd. pass from S.Howell (J.Slye kick) (6-91, 3:20)
Cardinals	1	00:53	M.Prater 28 yd. Field Goal (8-64, 3:22)
Cardinals	2	13:26	M.Prater 54 yd. Field Goal (4-1, 1:20)
Cardinals	2	00:55	C.Thomas 2 yd. fumble return (M.Prater kick)
Commanders	2	00:00	J.Slye 30 yd. Field Goal (7-69, 0:55)
Cardinals	3	10:09	M.Prater 37 yd. Field Goal (11-56, 4:51)
Commanders	4	11:48	S.Howell 6 yd. run (J.Slye kick) (7-29, 3:14)
Commanders	4	02:23	J.Slye 33 yd. Field Goal (4-7, 2:15)

Team Statistics

	ARI	WAS
First Downs	13	21
3rd-Down Eff. (Made/Att/Pct)	4/14/29%	4/12/33%
4th-Down Eff. (Made/Att/Pct)	0/1/0%	0/0/0%
Total Net Yards	210	248
Total Plays	58	65
Yards Per Play	3.6	3.8
Rushes/Net Yards	25/96	28/92
Net Passing	114	156
Pass Attempts/Completions	30/21	31/19
Had Intercepted	0	1
Sacked/Yards Lost	3/18	6/46
Punts/Average	5/47.0	6/44.3
Penalties/Yards	9/122	8/70
Fumbles/Lost	3/2	2/2
Possession Time	28:36	31:24

ARIZONA CARDINALS

PASSING	ATT	CP	YDS	SK/YD	TD	LG	INT	RTG
Joshua Dobbs	30	21	132	3/18	0	31	0	78.8
TOTAL	30	21	132	3/18	0	31	0	78.8

RUSHING	ATT	YDS	AVG	LG	TD
James Conner	14	62	4.4	12	0
Marquise Brown	1	29	29.0	29	0
Rondale Moore	2	12	6.0	8	0
Joshua Dobbs	3	-3	-1.0	1	0
Keaontay Ingram	5	-4	-0.8	6	0
TOTAL	25	96	3.8	29	0

RECEIVING	NO	YDS	AVG	LG	TD
Zach Ertz	6	21	3.5	6	0
James Conner	5	8	1.6	11	0
Rondale Moore	3	33	11.0	31	0
Marquise Brown	3	28	9.3	11	0
Trey McBride	2	23	11.5	13	0
Michael Wilson	2	19	9.5	15	0
TOTAL	21	132	6.3	31	0

TOP DEFENSE	TOT	SOLO	AST	SCK	YDS	INT
Kyzir White	9	5	4	0.0	0.0	0
K'Von Wallace	7	3	4	0.0	0.0	0
Marco Wilson	6	5	1	0.0	0.0	0

FIELD GOALS	FGM/FGA	PERCENT	RESULTS
Matt Prater	3-3	100.0	286, 54G, 37G
TOTAL	3-3	100.0	

WASHINGTON COMMANDERS

PASSING	ATT	CP	YDS	SK/YD	TD	LG	INT	RTG
Sam Howell	31	19	202	6/46	1	32	1	77.6
TOTAL	31	19	202	6/46	1	32	1	77.6

RUSHING	ATT	YDS	AVG	LG	TD
Brian Robinson Jr.	19	59	3.1	7	0
Sam Howell	2	11	5.5	6t	1
Antonio Gibson	3	9	3.0	3	0
Chris Rodriguez	3	7	2.3	3	0
Curtis Samuel	1	6	6.0	6	0
TOTAL	28	92	3.3	7	1

RECEIVING	NO	YDS	AVG	LG	TD
Curtis Samuel	5	54	10.8	32	0
Jahan Dotson	5	40	8.0	14	0
Logan Thomas	4	43	10.8	19	0
Terry McLaurin	2	31	15.5	19	0
Cole Turner	1	17	17.0	17	0
Antonio Gibson	1	10	10.0	10	0
Brian Robinson Jr.	1	7	7.0	7t	1
TOTAL	19	202	10.6	32	1

TOP DEFENSE	TOT	SOLO	AST	SCK	YDS	INT
Kamren Curl	10	6	4	0.0	0.0	0
Jamin Davis	6	4	2	0.0	0.0	0
Kendall Fuller	6	3	3	0.0	0.0	0

FIELD GOALS	FGM/FGA	PERCENT	RESULTS
Joey Slye	2-2	100.0	30G, 33G
TOTAL	2-2	100.0	

CARDINALS GAME SUMMARIES



WEEK 2

New York Giants 31, Arizona Cardinals 28

62,080 ■ State Farm Stadium ■ Sep 17, 2023



New York Giants	0	0	14	17	—	31
Arizona Cardinals	7	13	8	0	—	28

Making their regular season home debut, the Cardinals faced the Giants in week 2 at State Farm Stadium in week 2. It was truly a tale of two halves. Behind QB Josh Dobbs and a tenacious defense down four starters (including all-pro safety Budda Baker), Arizona scored 20 points in the opening two quarters while pitching a first half shutout. However, in quarters 3 & 4, the Giants outscored the hosts 31-8 enroute to a 31-28 comeback victory that evened their record at 1-1 and dropped the Cards to 0-2. RB James Conner finished with 106 rushing yards on 23 carries and a TD for the Cardinals. Dobbs was 21 of 31 for 228 yards through the air with a passing TD and another rushing while playing turnover-free football.

The first half was all Arizona, who not only led 20-0 at intermission but held decisive statistical edges in first downs (16-5), total yards (241-81) and time of possession (19:09-10:51). The only Cards possession that didn't produce points was their first on which a deep Dobbs pass to TE Zach Ertz was just inches from a huge gain down the left sideline and Matt Prater's 55-yard FG try was just wide to the left. But after forcing a 3-n-out, RB James Conner capped a 9-play, 86-yard drive with his 4-yard TD run; one of the biggest plays on it was a 21-yard completion to rookie WR Michael Wilson on 3rd-n-7 from the NY 39. A Dennis Gardeck 3rd down sack of Daniel Jones ended the next Giants possession and was followed by another lengthy AZ scoring drive. This one covered 80 yards in 7 plays and put AZ up 10-0 on the first play of the 2nd quarter when Dobbs scrambled 23 yards and bowled over a Giants defender to reach the end zone. The run was a career-long for Dobbs as well as his first career rushing TD. The ensuing Giants series reached the AZ36 but on 2nd-n-8 from there, Jones' pass attempt deflected off the hands of RB Saquon Barkley and was picked off by FS Jalen Thompson. His 35-yard return took it to the NY 34 and led to a 44-yard Prater FG that made it 20-0 with 1:09 remaining in the 2nd quarter. The Giants tried for points before intermission but a Zaven Collins sack effectively ended the half.

The New York turnaround began on the 3rd quarter's first play from scrimmage when a deep Jones completion to WR Jalin Hyatt covered 58 yards to the AZ17. Two plays later, Jones kept around the left end and scored from 14 yards out. Arizona counterpunched immediately with a 22-yard Conner run on the drive's first play. In all on the drive, Conner ran for 53 of its 75 yards and Dobbs ended it with his 3-yard TD pass to WR Hollywood Brown; a Dobbs run for a 2-point conversion made it 28-7 with 13:43 left in the third quarter. However, the Giants would storm back with consecutive TD drives of 75 and 80 yards, respectively. The first ended on a 1-yard Barkley TD run and he capped the second with his 9-yard catch of a Jones pass that trimmed Arizona's lead to 28-21 midway through the fourth. Following a 3-n-out by the Cards' offense, NY moved 64 yards in 6 plays and tied the game on a Jones TD pass of 11 yards to WR Isaiah Hodgins. Now tied at 28 with 4:25 remaining, the Giants again forced an Arizona punt. The ensuing drive started at their own 28 but moved to the AZ20 in 4 plays, setting up a 34-yard Graham Gano FG with 0:19 left that proved to be the game winner.

SCORING DRIVES

TEAM	QTR	TIME	SCORING PLAY
Cardinals	1	06:11	J.Conner 4 yd. run (M.Prater kick) (9-86, 4:41)
Cardinals	2	14:51	J.Dobbs 23 yd. run (M.Prater kick) (7-80, 3:27)
Cardinals	2	08:43	M.Prater 37 yd. Field Goal (9-54, 5:02)
Cardinals	2	01:09	M.Prater 44 yd. Field Goal (6-8, 3:11)
Giants	3	13:43	D.Jones 14 yd. run (G.Gano kick) (3-75, 1:17)
Cardinals	3	09:34	M.Brown 3 yd. pass from J.Dobbs (J.Dobbs run) (8-75, 4:09)
Giants	3	03:27	S.Barkley 1 yd. run (G.Gano kick) (12-75, 6:07)
Giants	4	08:51	S.Barkley 9 yd. pass from D.Jones (G.Gano kick) (13-80, 5:50)
Giants	4	04:25	I.Hodgins 11 yd. pass from D.Jones (G.Gano kick) (6-64, 3:06)
Giants	4	00:19	G.Gano 34 yd. Field Goal (8-56, 2:12)

Team Statistics

	NYG	ARI
First Downs	0	7
3rd-Down Eff. (Made/Att/Pct)	0	14
4th-Down Eff. (Made/Att/Pct)	0	17
Total Net Yards	0	20
Total Plays	7	20
Yards Per Play	7	28
Rushes/Net Yards	14	28
Net Passing	20	28
Pass Attempts/Completions	28	28
Had Intercepted	31	28
Sacked/Yards Lost		
Punts/Average		
Penalties/Yards		
Fumbles/Lost		
Possession Time		

Giants Cardinals

First Downs	26	24
3rd-Down Eff. (Made/Att/Pct)	7/12/58%	4/10/40%
4th-Down Eff. (Made/Att/Pct)	1/1/100%	0/0/0%
Total Net Yards	439	379
Total Plays	67	60
Yards Per Play	6.6	6.3
Rushes/Net Yards	27/127	29/151
Net Passing	312	228
Pass Attempts/Completions	37/26	31/21
Had Intercepted	1	0
Sacked/Yards Lost	3/9	0/0
Punts/Average	3/37.0	3/48.7
Penalties/Yards	9/75	8/57
Fumbles/Lost	0/0	0/0
Possession Time	29:23	30:37

NEW YORK GIANTS

PASSING	ATT	CP	YDS	SK/YD	TD	LG	INT	RTG
Daniel Jones	37	26	321	3/9	2	58	1	103.5
TOTAL	37	26	321	3/9	2	58	1	103.5

RUSHING	ATT	YDS	AVG	LG	TD
Saquon Barkley	17	63	3.7	16	1
Daniel Jones	9	59	6.6	15	1
Matt Breida	1	5	5.0	5	0
TOTAL	27	127	4.7	16	2

RECEIVING	NO	YDS	AVG	LG	TD
Darren Waller	6	76	12.7	25	0
Saquon Barkley	6	29	4.8	10	1
Isaiah Hodgins	4	40	10.0	12	1
Parris Campbell	4	21	5.3	9	0
Darius Slayton	3	62	20.7	29	0
Jalin Hyatt	2	89	44.5	58	0
Sterling Shepard	1	4	4.0	4	0
TOTAL	26	321	12.3	58	2

TOP DEFENSE	TOT	SOLO	AST	SCK	YDS	INT
Jason Pinnock	13	10	3	0.0	0.0	0
Bobby Okereke	8	5	3	0.0	0.0	0
Xavier McKinney	7	6	1	0.0	0.0	0

FIELD GOALS	FGM/FGA	PERCENT	RESULTS
Graham Gano	1-1	100.0	34G
TOTAL	1-1	100.0	

ARIZONA CARDINALS

PASSING	ATT	CP	YDS	SK/YD	TD	LG	INT	RTG
Joshua Dobbs	31	21	228	0/0	1	23	0	99.9
TOTAL	31	21	228	0/0	1	23	0	99.9

RUSHING	ATT	YDS	AVG	LG	TD
James Conner	23	106	4.6	22	1
Joshua Dobbs	3	41	13.7	23t	1
Keaontay Ingram	2	6	3.0	5	0
Emari Demercado	1	-2	-2.0	-2	0
TOTAL	29	151	5.2	23T	2

RECEIVING	NO	YDS	AVG	LG	TD
Zach Ertz	6	56	9.3	17	0
Marquise Brown	6	54	9.0	22	1
Michael Wilson	3	56	18.7	21	0
Trey McBride	2	32	16.0	23	0
Emari Demercado	2	7	3.5	4	0
Rondale Moore	1	14	14.0	14	0
Zach Pascal	1	9	9.0	9	0
TOTAL	21	228	10.9	23	1

TOP DEFENSE	TOT	SOLO	AST	SCK	YDS	INT
K'Von Wallace	8	5	3	0.0	0.0	0
Krys Barnes	7	6	1	0.0	0.0	0
Jalen Thompson	7	5	2	0.0	0.0	1

FIELD GOALS	FGM/FGA	PERCENT	RESULTS
Matt Prater	2-3	66.7	55WL, 37G, 44G
TOTAL	2-3	66.0	

CARDINALS GAME SUMMARIES



WEEK 3

Dallas Cowboys 16, Arizona Cardinals 28

62,915 ■ State Farm Stadium ■ Sep 24, 2023



Dallas Cowboys	3	7	3	3	—	16
Arizona Cardinals	9	12	0	7	—	28

The Cardinals entered week 3 looking for their first win of the season. Standing in their way was a 2-0 Dallas team that had won its first two games by 60 combined points (40-0 and 30-10), boasted the league's #1 defense, had not committed a turnover and led the NFL in takeaways. But like they had in the season's first two games, Arizona would find itself with a double-digit lead in the second half. This time the Cardinals would not relinquish it. Led by QB Josh Dobbs, the Cardinals offense scored on all five of its first half possessions and finished the day with 400 yards of offense including 222 on the ground. RB James Conner accounted for 116 yards from scrimmage, including 98 on 14 rushes with a TD run. The defense allowed just one TD and three FGs and came up with a huge late takeaway to seal the 28-16 victory. It marked Arizona's first win under the leadership of new GM Monti Ossefort and head coach Jonathan Gannon as well as the first career win as a starter for Dobbs.

Arizona got the ball first and on the game's second play, Dobbs kept it around the left end on a designed run, gaining 44 yards to the Dallas 29. That rush set-up a 39-yard Matt Prater FG that gave the Cards an early 3-0 lead and marked the first time the Cowboys trailed all season. After a Dallas 3-n-out, Arizona moved 82 yards in 7 plays and Conner ran it in from 5 yards out; a Cowboys penalty on the PAT try resulted in the Cards going for 2 but the run failed and the AZ lead was 9-0. Brandon Aubrey's 49-yard FG on the ensuing Cowboys drive made it 9-3 early in the opening quarter. Arizona then moved 30 yards to the Dallas 45 before hitting on another explosive play. This time WR Rondale Moore lined up in the backfield and took an inside handoff before rocketing down the middle of the field for a 45-yard TD run. Trailing 15-3, Dallas answered with 5:32 remaining in the 2nd quarter when RB Rico Dowdell scored on a 15-yard screen pass from Dak Prescott. But with 1:28 left in the half, Prater's 43-yard FG capped a 10-play, 50-yard drive that put AZ up 18-10. After the Cardinals defense forced a Dallas punt, AZ took over at its own 31 with :21 left and two timeouts. Dobbs quickly moved the Cards to the DAL44 in 4 plays and as the half expired, Prater tied his own franchise record with a 62-yard FG. The line-drive boot put Arizona up 21-10 at intermission.

Dallas opened the third quarter by driving to the AZ8 before the Cardinals defense forced them to settle for a 27-yard Aubrey FG. It was the first of four straight second half possessions that saw Dallas advance inside the Arizona 10 but they resulted in just six total points (two field goals, turnover on downs and an INT). The following Dallas drive reached the 4 but on 4th-n-3 from there, the Cards forced an incomplection to halt the threat. The Cowboys then advanced to the Arizona 8 but no further and Aubrey's 26-yard FG cut the Cardinals lead to five (21-16) with 9:33 remaining in the 4th quarter. On the very next play from scrimmage, however, Dobbs found rookie WR Michael Wilson wide open downfield and that 69-yard catch-n-run quickly set the offense up at the Dallas 7. Two plays later, Hollywood Brown hauled in a 2-yard TD pass from Dobbs on 3rd-n-goal and the Cards were up 28-16 with 7:22 left. The Cowboys responded by moving to Arizona 5 but Prescott's 3rd-n-goal pass into the middle of the end zone was intercepted by LB Kyzir White. The turnover was Dallas' first of the season and gave the ball back to the Arizona's offense with 3:00 to go. Three Conner runs and a pair of Dobbs QB keepers allowed Arizona to run out the remaining time and secure the upset win.

SCORING DRIVES

TEAM	QTR	TIME	SCORING PLAY	DAL	ARI
Cardinals	1	12:31	M.Prater 39 yd. Field Goal (6-54, 2:29)	0	3
Cardinals	1	06:12	J.Conner 5 yd. run (run failed) (7-82, 3:49)	0	9
Cowboys	1	01:48	B.Aubrey 49 yd. Field Goal (10-44, 4:24)	3	9
Cardinals	2	12:31	R.Moore 45 yd. run (pass failed) (7-75, 4:17)	3	15
Cowboys	2	05:32	R.Dowdle 15 yd. pass from D.Prescott (B.Aubrey kick) (13-75, 6:59)	10	15
Cardinals	2	01:28	M.Prater 43 yd. Field Goal (10-50, 4:04)	10	18
Cardinals	2	00:00	M.Prater 62 yd. Field Goal (5-27, 0:25)	10	21
Cowboys	3	09:27	B.Aubrey 27 yd. Field Goal (13-67, 5:33)	13	21
Cowboys	4	09:33	B.Aubrey 26 yd. Field Goal (12-56, 5:20)	16	21
Cardinals	4	07:22	M.Brown 2 yd. pass from J.Dobbs (M.Prater kick) (4-76, 2:11)	16	28

Team Statistics

	Cowboys	Cardinals
First Downs	26	20
3rd-Down Eff. (Made/Att/Pct)	9/16/56%	5/10/50%
4th-Down Eff. (Made/Att/Pct)	0/1/0%	0/0/0%
Total Net Yards	416	400
Total Plays	75	53
Yards Per Play	5.5	7.5
Rushes/Net Yards	33/185	30/222
Net Passing	231	178
Pass Attempts/Completions	40/25	21/17
Had Intercepted	1	0
Sacked/Yards Lost	2/18	2/11
Punts/Average	2/51.0	2/47.0
Penalties/Yards	13/107	8/69
Fumbles/Lost	0/0	0/0
Possession Time	34:33	25:27

DALLAS COWBOYS

PASSING	ATT	CP	YDS	SK/YD	TD	LG	INT	RTG
Dak Prescott	40	25	249	2/18	1	32	1	78.0
TOTAL	40	25	249	2/18	1	32	1	78.0

RUSHING	ATT	YDS	AVG	LG	TD
Tony Pollard	23	122	5.3	31	0
Dak Prescott	3	24	8.0	13	0
Rico Dowdle	4	21	5.3	10	0
CeeDee Lamb	2	9	4.5	9	0
Hunter Luepke	1	9	9.0	9	0
TOTAL	33	185	5.6	31	0

RECEIVING	NO	YDS	AVG	LG	TD
Michael Gallup	6	92	15.3	27	0
Jake Ferguson	5	48	9.6	12	0
CeeDee Lamb	4	53	13.3	32	0
Rico Dowdle	3	25	8.3	15t	1
Tony Pollard	3	-1	-0.3	2	0
Brandin Cooks	2	17	8.5	12	0
Hunter Luepke	1	12	12.0	12	0
Peyton Hendershot	1	3	3.0	3	0
TOTAL	25	249	10.0	32	1

TOP DEFENSE	TOT	SOLO	AST	SCK	YDS	INT
Damone Clark	8	6	2	0.0	0.0	0
Jayron Kearse	6	6	0	0.0	0.0	0
Malik Hooker	6	3	3	0.0	0.0	0

FIELD GOALS	FGM/FGA	PERCENT	RESULTS
Brandon Aubrey	3-3	100.0	49G, 27G, 26G
TOTAL	3-3	100.0	

ARIZONA CARDINALS

PASSING	ATT	CP	YDS	SK/YD	TD	LG	INT	RTG
Joshua Dobbs	21	17	189	2/11	1	69	0	120.0
TOTAL	21	17	189	2/11	1	69	0	120.0

RUSHING	ATT	YDS	AVG	LG	TD
James Conner	14	98	7.0	26	1
Joshua Dobbs	6	55	9.2	44	0
Rondale Moore	3	54	18.0	45t	1
Keaontay Ingram	5	13	2.6	8	0
Emari Demercado	2	2	1.0	2	0
TOTAL	30	222	7.4	45T	2

RECEIVING	NO	YDS	AVG	LG	TD
Marquise Brown	5	61	12.2	23	1
Rondale Moore	4	8	2.0	8	0
Michael Wilson	2	86	43.0	69	0
James Conner	2	18	9.0	10	0
Zach Ertz	2	6	3.0	5	0
Keaontay Ingram	1	8	8.0	8	0
Trey McBride	1	2	2.0	2	0
TOTAL	17	189	11.1	69	1

TOP DEFENSE	TOT	SOLO	AST	SCK	YDS	INT
Kyzir White	14	8	6	0.0	0.0	1
Kei'Trel Clark	10	8	2	0.0	0.0	0
Jalen Thompson	8	5	3	0.0	0.0	0

FIELD GOALS	FGM/FGA	PERCENT	RESULTS
Matt Prater	3-3	100.0	39G, 43G, 62G
TOTAL	3-3	100.0	



CARDINALS 2023 TEAM STATS

WON 1, LOST 2

09/10	L	16-20	at Washington	64,693
09/17	L	28-31	N.Y. Giants	62,080
09/24	W	28-16	Dallas	62,915

2023 TEAM STATISTICS

	ARI	OPP.
FIRST DOWNS	57	73
Rushing	22	29
Passing	28	36
Penalty	7	8
Third Down-Made/Att	13/34	20/40
Third Down Efficiency	38.2%	50.0%
Fourth Down-Made/Att	0/1	1/2
Fourth Down Efficiency	0.0%	50.0%
TOTAL NET YARDS	989	1,103
Avg. Per Game	329.7	367.7
Total Plays	171	207
Avg. Per Play	5.8	5.3
NET YARDS RUSHING	469	404
Avg. Per Game	156.3	134.7
Total Rushes	84	88
Avg. Per Rush	5.6	4.6
NET YARDS PASSING	520	699
Avg. Per Game	173.3	233.0
Sacked/Yards Lost	5/29	11/73
Gross Yards	549	772
Attempts/Completions	82/59	108/70
Pct. of Completion	72.0%	64.8%
Had Intercepted	0	3
PUNTS/AVERAGE	10/47.5	11/43.5
Net Punting Average	43.1	39.6
PUNT RETURN/AVG.	7/6.1	5/4.8
KICKOFF RETURN/AVG.	2/23.5	1/21.0
INTERCEPTION RETURN/AVG.	3/12.0	0/0.0
PENALTIES/YARDS	25/248	30/252
FUMBLES/BALL LOST	3/2	2/2
TOUCHDOWNS	7	7
Rushing	4	3
Passing	2	4
Returns	1	0
EXTRA POINTS/ATTEMPTS	4/4	7/7
TWO POINT CONVERSION/ATT.	1/3	0/0
FIELD GOALS/ATTEMPTS	8/9	6/6
AVG. TIME OF POSSESSION	28:13	31:47

SCORE BY PERIODS	Q1	Q2	Q3	Q4	OT	PTS
TEAM	19	35	11	7	0	72
OPPONENTS	10	10	17	30	0	67

SCORING	TD	RU	PA	RT	K-PAT	FG	2PT	S	PTS
M. Prater	0	0	0	0	4/4	8/9	0	0	28
M. Brown	2	0	2	0	0/0	0/0	0	0	12
J. Conner	2	2	0	0	0/0	0/0	0	0	12
J. Dobbs	1	1	0	0	0/0	0/0	1	0	8
R. Moore	1	1	0	0	0/0	0/0	0	0	6
C. Thomas	1	0	0	1	0/0	0/0	0	0	6
TEAM	7	4	2	1	4/4	8/9	1	0	72
OPPONENTS	7	3	4	0	7/7	6/6	0	0	67

SACKS: D. Gardeck 3.0, V. Dimukeje 2.5, Z. Collins 1.5, J. Ledbetter 1.0, K. White 1.0, L. Fotu 1.0, C. Watkins 1.0, **TM** 11.0, **OPP** 5.0 **FUM/LOST**: J. Dobbs 3/2, **TM** 3/2, **OPP** 2/2

PASSING	ATT	CMP	YDS	CMP%	YDS/ATT	TD	TD%	INT	INT%	LONG	SACK	LOST	RATING
J. Dobbs	82	59	549	72.0	6.7	2	2.4	0	0.0	69	5	29	98.1
TEAM	82	59	549	72.0	6.7	2	2.4	0	0.0	69	5.0	29	98.1
OPPONENTS	108	70	772	64.8	7.1	4	3.7	3	2.8	58	11.0	73	86.7

RUSHING	NO.	YDS	AVG	LONG	TD
J. Conner	51	266	5.2	26	2
J. Dobbs	12	93	7.8	44	1
R. Moore	5	66	13.2	45t	1
M. Brown	1	29	29.0	29	0
K. Ingram	12	15	1.3	8	0
E. Demercado	3	0	0.0	2	0
TEAM	84	469	5.6	45t	4
OPPONENTS	88	404	4.6	31	3

RECEIVING	TAR	NO.	YDS	AVG	LONG	TD
M. Brown	22	14	143	10.2	23	2
Z. Ertz	20	14	83	5.9	17	0
R. Moore	10	8	55	6.9	31	0
M. Wilson	9	7	161	23.0	69	0
J. Conner	8	7	26	3.7	11	0
T. McBride	6	5	57	11.4	23	0
Z. Pascal	2	1	9	9.0	9	0
E. Demercado	2	2	7	3.5	4	0
K. Ingram	1	1	8	8.0	8	0
TEAM	80	59	549	9.3	69	2
OPPONENTS	101	70	772	11.0	58	4

INTERCEPTIONS	NO.	YDS	AVG	LONG	TD
J. Thompson	1	35	35.0	35	0
Z. Collins	1	1	1.0	1	0
K. White	1	0	0.0	0	0
TEAM	3	36	12.0	35	0

FUMBLES	FUM	LST	FF	REC	TD
J. Dobbs	3	2	0	1	0
TEAM	3	2	0	1	0
OPPONENTS	2	2	0	0	0

PUNTING	NO.	YDS	AVG	NET	TB	IN	LG	B
N. Cooney	10	475	47.5	43.1	1	2	56	0
TEAM	10	475	47.5	43.1	1	2	56	0
OPPONENTS	11	479	43.5	39.6	0	4	59	0

PUNT RETURNS	RET	FC	YDS	AVG	LONG	TD
G. Dortch	7	3	43	6.1	19	0
TEAM	7	3	43	6.1	19	0
OPPONENTS	5	3	24	4.8	14	0

KICKOFF RETURNS	NO.	YDS	AVG	LONG	TD
G. Dortch	2	47	23.5	28	0
TEAM	2	47	23.5	28	0
OPPONENTS	1	21	21.0	21	0

FIELD GOALS	1-19	20-29	30-39	40-49	50+
M. Prater	0/0	1/1	3/3	2/2	2/3
TEAM	0/0	1/1	3/3	2/2	2/3
OPPONENTS	0/0	2/2	3/3	1/1	0/0

2-Pt Conv: J. Dobbs 1, J. Conner 0, **TM** 1-3, **OPP** 0-0

CARDINALS 2023 DEFENSIVE STATS



POS.	PLAYER	TKL.	AST.	COMB	TFL	SACKS/SK. YDS.	QH	FR	FF	INT./YDS.	PD
LB	White, Kyzir	18	12	30	3	1.0/3.0	1	0	0	1/0	1
S	Wallace, K'Von	12	10	22	0	0.0/0.0	0	0	0	0/0	3
S	Thompson, Jalen	13	7	20	1	0.0/0.0	0	0	0	1/35	2
CB	Clark, Kei'Trel	16	2	18	0	0.0/0.0	0	0	0	0/0	4
LB	Barnes, Krys	13	3	16	1	0.0/0.0	0	0	0	0/0	3
CB	Wilson, Marco	12	2	14	0	0.0/0.0	0	0	0	0/0	3
DL	Ledbetter, Jonathan	8	4	12	0	1.0/0.0	1	0	0	0/0	0
LB	Gardeck, Dennis	9	1	10	4	3.0/33.0	5	0	1	0/0	0
LB	Dimukeje, Victor	5	2	7	2	2.5/16.5	4	0	1	0/0	0
LB	Collins, Zaven	4	3	7	1	1.5/13.5	2	1	0	1/1	1
DL	Watkins, Carlos	4	3	7	1	1.0/6.0	1	0	0	0/0	1
DL	Strong, Kevin	3	3	6	1	0.0/0.0	0	0	0	0/0	1
S	Baker, Budda	3	2	5	0	0.0/0.0	0	0	0	0/0	0
DL	Stille, Ben	4	0	4	0	0.0/0.0	0	0	0	0/0	0
S	Chachere, Andre	3	1	4	0	0.0/0.0	0	0	0	0/0	2
LB	Luketa, Jesse	3	1	4	0	0.0/0.0	1	0	0	0/0	0
LB	Thomas, Cameron	3	1	4	1	0.0/0.0	0	1	0	0/0	1
DL	Collier, L.J.	2	0	2	0	0.0/0.0	0	0	0	0/0	0
DL	Fotu, Leki	1	1	2	1	1.0/1.0	0	0	0	0/0	0
DL	Stills, Dante	0	2	2	0	0.0/0.0	0	0	0	0/0	0
DL	Banks, Eric	1	0	1	0	0.0/0.0	0	0	0	0/0	0
LB	Ojulari, BJ	0	1	1	0	0.0/0.0	0	0	0	0/0	0
LB	Turner, Ezekiel	0	1	1	0	0.0/0.0	0	0	0	0/0	0
LB	Woods, Josh	0	1	1	0	0.0/0.0	0	0	0	0/0	1
TOTALS		137	63	200	16	11.0/73.0	15	2	2	3/36	23

POS.	PLAYER	TKL.	AST.	COMB.	INT (0)	DEFENSIVE SCORES
WR	Pascal, Zach	3	1	4	INT (0)	
LB	Turner, Ezekiel	0	2	2	FR (1)	(1:02) (Shotgun) S.Howell sacked at WAS 12 for -14 yards (D.Gardeck).
LB	Dimukeje, Victor	1	0	1		FUMBLES (D.Gardeck) [D.Gardeck], RECOVERED by ARZ-C.Thomas at
CB	Hamilton Sr., Antonio	1	0	1	Safety (0)	WAS 2. C.Thomas for 2 yards. @ WAS (09/10/23)
CB	Matthew, Christian	1	0	1	FR (0)	
TOTALS		6	3	9		SPECIAL TEAMS BIG PLAYS



CARDINALS GAME-BY-GAME OFFENSE

2023 REGULAR SEASON CARDINALS GAME-BY-GAME OFFENSE

	09/10	09/17	09/24	10/01	10/08	10/15	10/22	10/29	11/05	11/12	11/19	11/26	12/03	12/17	12/24	12/31	01/07	Totals
	@	vs.	vs.	@	vs.	@	@	vs.	@	vs.	@	vs.	@	vs.	@	@	vs.	
	WAS	NYG	DAL	SF	CIN	LAR	SEA	BAL	CLE	ATL	HOU	LAR	PIT	SF	CHI	PHI	SEA	
FIRST DOWNS																		
Total	13	24	20															57
Rushing	4	10	8															22
Passing	9	11	8															28
Penalty	0	3	4															7
THIRD DOWNS																		
Attempts	14	10	10															34
Converted	4	4	5															13
Percentage	28.6%	40.0%	50.0%															38.2%
FOURTH DOWNS																		
Attempts	1	0	0															1
Converted	0	0	0															0
Percentage	0.0%	0	0															0.0%
TOT. OFFENSE																		
Net Yards	210	379	400															989
Plays	58	60	53															171
Avg./Play	3.6	6.3	7.5															5.8
RUSHING																		
Net Yards	96	151	222															469
Rush. Att.	25	29	30															84
Avg./Att.	3.8	5.2	7.4															5.6
PASSING																		
Net Yards	114	228	178															520
Attempts	30	31	21															82
Completions	21	21	17															59
Intercepted	0	0	0															0
Gross Yards	132	228	189															549
Sacked	3.0	0.0	2.0															5.0
Yards Lost	18	0	11															29
ADVANCES																		
Rushes	25	29	30															84
Completions	21	21	17															59
Totals	46	50	47															143
Total Drives	11	10	9															30
PENALTIES																		
Number	9	8	8															25
Yards	122	57	69															248
FUMBLES																		
Number	3	0	0															3
Lost	2	0	0															2
PUNTING																		
Yards	235	146	94															475
Punts	5	3	2															10
Net Avg.	45.0	37.3	47.0															43.1
Gross Avg.	47.0	48.7	47.0															47.5
SCORING																		
Points	16	28	28															72
Q1	3	7	9															19
Q2	10	13	12															35
Q3	3	8	0															11
Q4	0	0	7															7
OT	0	0	0															0
TD Rushing	0	2	2															4
TD Passing	0	1	1															2
TD KO Returns	0	0	0															0
TD Punt Returns	0	0	0															0
TD Sp. Teams	0	0	0															0
TD Def. Returns	1	0	0															1
FG Attempts	3	3	3															9
FG Made	3	2	3															8
Safety	0	0	0															0
2-Pt Attempts	0	1	2															3
2-Pt Made	0	1	0															1
Time of Possession	28:36	30:37	25:27															28:13

CARDINALS GAME-BY-GAME DEFENSE



2023 REGULAR SEASON CARDINALS GAME-BY-GAME DEFENSE

	09/10	09/17	09/24	10/01	10/08	10/15	10/22	10/29	11/05	11/12	11/19	11/26	12/03	12/17	12/24	12/31	01/07	Totals
	@	vs.	vs.	@	vs.	@	@	vs.	@	vs.	@	vs.	@	vs.	@	@	vs.	
	WAS	NYG	DAL	SF	CIN	LAR	SEA	BAL	CLE	ATL	HOU	LAR	PIT	SF	CHI	PHI	SEA	
FIRST DOWNS																		
Total	21	26	26															73
Rushing	7	10	12															29
Passing	10	15	11															36
Penalty	4	1	3															8
THIRD DOWNS																		
Attempts	12	12	16															40
Converted	4	7	9															20
Percentage	33.3%	58.3%	56.3%															50.0%
FOURTH DOWNS																		
Attempts	0	1	1															2
Converted	0	1	0															1
Percentage	0	100.0%	0.0%															50.0%
TOT. OFFENSE																		
Net Yards	248	439	416															1,103
Plays	65	67	75															207
Avg./Play	3.8	6.6	5.5															5.3
RUSHING																		
Net Yards	92	127	185															404
Rush. Att.	28	27	33															88
Avg./Att.	3.3	4.7	5.6															4.6
PASSING																		
Net Yards	156	312	231															699
Attempts	31	37	40															108
Completions	19	26	25															70
Intercepted	1	1	1															3
Gross Yards	202	321	249															772
Sacked	6.0	3.0	2.0															11.0
Yards Lost	46	9	18															73
ADVANCES																		
Rushes	28	27	33															88
Completions	19	26	25															70
Totals	47	53	58															158
Total Drives	13	10	8															31
PENALTIES																		
Number	8	9	13															30
Yards	70	75	107															252
FUMBLES																		
Number	2	0	0															2
Lost	2	0	0															2
PUNTING																		
Yards	266	111	102															479
Punts	6	3	2															11
Net Avg.	40.3	37.0	41.5															39.6
Gross Avg.	44.3	37.0	51.0															43.5
SCORING																		
Points	20	31	16															67
Q1	7	0	3															10
Q2	3	0	7															10
Q3	0	14	3															17
Q4	10	17	3															30
OT	0	0	0															0
TD Rushing	1	2	0															3
TD Passing	1	2	1															4
TD KO Returns	0	0	0															0
TD Punt Returns	0	0	0															0
TD Sp. Teams	0	0	0															0
TD Def. Returns	0	0	0															0
FG Attempts	2	1	3															6
FG Made	2	1	3															6
Safety	0	0	0															0
2-Pt Attempts	0	0	0															0
2-Pt Made	0	0	0															0
Time of Possession	31:24	29:23	34:33															31:46



THE LAST TIME - REGULAR SEASON

RUSHING

200 Yards Rushing

By Cardinals: 228, Beanie Wells at St. Louis, Nov. 27, 2011 (27 att., 1 TD)
By Opponent: 228, Clinton Portis at Denver, Dec. 29, 2002 (24 att., 2 TD)

150 Yards Rushing

By Cardinals: 164, Kenyan Drake at Dallas, Oct. 19, 2020 (20 att., 2 TD)
By Opponent: 190, Rashaad Penny vs. Seattle, Jan. 9, 2022 (23 att., 1 TD)

100 Yards Rushing

By Cardinals: 106, James Conner vs. NY Giants, Sep. 17, 2023 (23 att., 1 TD)
By Opponent: 122, Tony Pollard vs. Dallas, Sep. 24, 2022 (23 att.)

Two 100-Yard Rushers

By Cardinals: 126 yards, Ottis Anderson/102 yards, Wayne Morris at New Orleans, Oct. 5, 1980
By Opponent: 128 yards, Marshawn Lynch/108 yards, Robert Turbin at Seattle, Dec. 9, 2012

Four Rushing Touchdowns

By Cardinals: Kenyan Drake vs. Cleveland, Dec. 15, 2019 (5, 1, 1, 17 yards)
By Opponent: Shaun Alexander at Seattle, Sep. 25, 2005 (25, 1, 1, 1 yards)

Three Rushing Touchdowns

By Cardinals: Kenyan Drake (4) vs. Cleveland, Dec. 15, 2019 (5, 1, 1, 17 yards)
By Opponent: Todd Gurley at LA Rams, Sep. 16, 2018 (11, 1, 2 yards)

Two Rushing Touchdowns

By Cardinals: James Conner at LA Rams, Nov. 13, 2022 (4, 9 yards)
By Opponent: Elijah Mitchell at San Francisco Jan. 8, 2023 (5, 6 yards)

PASSING

500 Yards Passing

By Cardinals: 522, Boomer Esiason at Washington, Nov. 10, 1996-OT (35 comp., 59 att.)
By Opponent: Never happened

400 Yards Passing

By Cardinals: 400, Kyler Murray vs. Minnesota, Sep. 19, 2021 (29 comp., 36 att.)
By Opponent: 424, Jared Goff vs. LA Rams, Dec. 1, 2019 (32 comp., 43 att.)

300 Yards Passing

By Cardinals: 326, Kyler Murray at Minnesota, Oct. 30, 2022 (31 comp., 44 att.)
By Opponent: 321, Daniel Jones vs. NY Giants, Sep. 17, 2023 (26 comp., 37 att.)

Six Touchdown Passes

By Cardinals: Charley Johnson vs. New Orleans, Nov. 2, 1969 (32, 14, 28, 31, 26, 14 yards)
By Opponent: Brett Favre at NY Jets, Sep. 28, 2008 (12, 34, 2, 17, 40, 24 yards)

Five Touchdown Passes

By Cardinals: Kurt Warner at Chicago, Nov. 8, 2009 (11, 6, 17, 15, 4 yards)
By Opponent: Patrick Mahomes vs. Kansas City, Sep. 11, 2022 (9, 3, 4, 1, 2 yards)

Four Touchdown Passes

By Cardinals: Kyler Murray at Cleveland, Oct. 17, 2021 (21, 13, 9, 14 yards)
By Opponent: Jimmy Garoppolo vs. San Francisco, Nov. 21, 2022 (7, 39, 13, 32 yards)

Three Touchdown Passes

By Cardinals: Kyler Murray at Minnesota, Oct. 30, 2022 (6, 8, 38 yards)
By Opponent: Brock Purdy at San Francisco, Jan. 8 2023 (21, 4, 1 yards)

RECEIVING

200 Yards Receiving

By Cardinals: 217, Anquan Boldin at Detroit, Sep. 7, 2003 (10 rec., 2 TD)
By Opponent: 200, Tyler Lockett vs. Seattle, Oct. 25, 2020 (15 rec., 3 TD)

150 Yards Receiving

By Cardinals: 159, DeAndre Hopkins at Minnesota, Oct. 30, 2022 (12 rec., 1 TD)
By Opponent: 200, Tyler Lockett vs. Seattle, Oct. 25, 2020 (15 rec., 3 TD)

100 Yards Receiving

By Cardinals: 103, Greg Dortch vs. San Francisco, Nov. 21, 2022 (12 rec., 1 TD)
By Opponent: 106, Chris Olave vs. New Orleans, Oct. 20, 2022 (7 rec.)

Two 100-Yard Receivers

By Cardinals: 112, A.J. Green (5 rec.), 104, Christian Kirk (7 rec.) at Jacksonville, Sep. 26, 2021
By Opponent: 172, Robert Woods (13 rec.), 107, Tyler Higbee (7 rec., 1 TD) vs. LA Rams, Dec. 1, 2019

Four Receiving Touchdowns

By Cardinals: Roy Green vs. Seattle, Nov. 13, 1983 (15, 23, 7, 63 yards)
By Opponent: Earnest Gray vs. NY Giants, Sep. 7, 1980 (10, 37, 42, 20 yards)

Three Receiving Touchdowns

By Cardinals: Christian Kirk at Tampa Bay, Nov. 10, 2019 (33, 69, 15 yards)
By Opponent: Tyler Lockett vs. Seattle, Oct. 25, 2020 (3, 47, 3 yards)

Two Receiving Touchdowns

By Cardinals: Antoine Wesley at Dallas, Jan. 2, 2022 (1, 19 yards)
By Opponent: George Kittle at San Francisco, Jan. 8, 2023 (4,1 yards)

10 or More Receptions in a Game

By Cardinals: Greg Dortch (10 for 98 yards) vs. Tampa Bay, Dec. 25, 2022
By Opponent: Austin Ekeler (11 for 60 yards) vs. LA Chargers, Nov. 27, 2022

COMBOS

100-Yard Rusher/100-Yard Receiver

By Cardinals: Kenyan Drake, 100 rushing yards/DeAndre Hopkins, 127 receiving yards vs. Buffalo, Nov. 15, 2020
By Opponent: Latavius Murray, 102 rushing yards/Michael Thomas, 112 receiving yards at New Orleans, Oct. 27, 2019

100-Yard Rusher/Two 100-Yard Receivers

By Cardinals: Johnny Johnson, 103 rushing yards/Ernie Jones, 117 receiving yards/Roy Green, 120 receiving yards vs. Green Bay, Nov. 18, 1990
By Opponent: Marshawn Lynch, 113 rushing yards/Luke Willson, 139 receiving yards/Doug Baldwin, 113 receiving yards vs. Seattle, Dec. 21, 2014

100-Yard Rusher/100-Yard Receiver/300-Yard Passer

By Cardinals: Chris Johnson, 109 rushing yards/Michael Floyd, 106 receiving yards/Carson Palmer 374 passing yards at Cleveland, Nov. 1, 2015
By Opponent: Latavius Murray, 102 rushing yards/Michael Thomas, 112 receiving yards/Drew Brees, 373 passing yards at New Orleans, Oct. 27, 2019

Two 100-Yard Receivers/300-Yard Passer

By Cardinals: A.J. Green, 112; Christian Kirk, 104; Kyler Murray, 316, at Jacksonville, Sep. 26, 2021
By Opponent: Robert Woods, 172; Tyler Higbee, 107; Jared Goff, 424 vs. LA Rams, Dec. 1, 2019

SCORING

Four Total Touchdowns

By Cardinals: Kenyan Drake vs. Cleveland, Dec. 15, 2019 (4 rush)
By Opponent: Brian Westbrook at Philadelphia, Nov. 27, 2008 (2 rush, 2 rec.)

Three Total Touchdowns

By Cardinals: James Conner at San Francisco, Nov. 7, 2021 (2 rush, 1 rec.)
By Opponent: Tyler Lockett vs. Seattle, Oct. 25, 2020 (3 rec.)

Two-Point Conversion

By Cardinals: Joshua Dobbs run vs. NY Giants, Sep. 17, 2023
By Opponent: Austin Ekeler reception vs. LA Chargers, Nov. 27, 2022

Multiple Two-Point Conversions

By Cardinals: Eno Benjamin run; Zach Ertz reception vs. New Orleans, Oct. 20, 2022
By Opponent: Todd Gurley run (2x); Malcolm Brown reception vs. LA Rams Sep. 16, 2018

Safety

By Cardinals: Intentional grounding by Jalen Hurts in end zone vs. Philadelphia, Dec. 20, 2020
By Opponent: Intentional grounding by Kyler Murray in end zone vs. Indianapolis, Dec. 25, 2021

KICKING

Six Field Goals

By Cardinals: Phil Rackers vs. San Francisco, Oct. 2, 2005 (40, 45, 48, 23, 43, 24 yards)
By Opponent: Never happened

Five Field Goals

By Cardinals: Phil Dawson at Washington, Dec. 17, 2017 (40, 35, 19, 34, 32 yards)
By Opponent: Robbie Gould vs. San Francisco, Oct. 1, 2017 (49, 39, 47, 48, 23 yards)

Four Field Goals

By Cardinals: Matt Prater at Atlanta, Jan. 1, 2023 (38, 36, 36, 57 yards)
By Opponent: Ryan Succop vs. Tampa Bay, Dec. 25, 2022 (38, 35, 42, 40 yards)

Three Field Goals

By Cardinals: Matt Prater vs. Sept. 24, 2023 (39, 43, 62 yards)
By Opponent: Brandon Aubrey vs. Dallas, Sep. 24, 2023 (49, 27, 26 yards)



Missed Point-After-Touchdown

By Cardinals: Rodrigo Blankenship vs. New Orleans, Oct. 20, 2022 (wide left)
By Opponent: Greg Joseph at Minnesota, Oct 30, 2022 (hit left upright)

Blocked Punt

By Cardinals: Ezekiel Turner vs. Philadelphia, Dec. 20, 2020 (Cameron Johnston punt)
By Opponent: Richie Grant at Atlanta, Jan. 1, 2023 (Andy Lee Punt)

Blocked Punt Return For Touchdown

By Cardinals: Dennis Gardeck (Cameron Malveaux block) at Seattle, Dec. 30, 2018, 0 yards (Michael Dickson punt)
By Opponent: Elijahaa Penny (Michael Thomas block) at NY Giants, Oct. 20, 2019, 0 yards (Andy Lee punt)

Blocked Field Goal Attempt

By Cardinals: Leki Fotu at Minnesota, Oct. 30, 2022 (Greg Joseph 45-yard attempt)
By Opponent: A'Shawn Robinson at LA Rams, Jan. 3, 2021 (Mike Nugent 37-yard attempt)

Blocked Field Goal Attempt For Touchdown

By Cardinals: Justin Bethel (Adrian Wilson block) vs. Chicago, Dec. 23, 2012, 82 yards (Olindo Mare kick)
By Opponent: Mike Bass (Verlon Biggs block) at Washington, Sep. 24, 1972, 32 yards (Jim Bakken kick)

RETURNS

Punt Return For Touchdown

By Cardinals: Ted Ginn, Jr. at NY Giants, Sep. 14, 2014, 71 yards (Steve Weatherford punt)
By Opponent: Diontae Johnson vs. Pittsburgh, Dec. 8, 2019, 85 yards (Andy Lee punt)

Kickoff Return For Touchdown

By Cardinals: David Johnson at Chicago, Sep. 20, 2015, 108 yards (Robbie Gould kickoff)
By Opponent: Tyler Lockett at Seattle, Dec. 31, 2017, 99 yards (Phil Dawson kickoff)

Interception Return For Touchdown

By Cardinals: Zaven Collins vs. Seattle, Nov. 6, 2022 (30 yards, Geno Smith pass)
By Opponent: Frankie Luvu at Carolina, Oct. 2, 2022 (33 yards, Kyler Murray pass)

Fumble Return For Touchdown

By Cardinals: Cam Thomas at Washington, Sep. 10, 2023, 2 yards (Sam Howell fumble)
By Opponent: Raekwon McMillan vs. New England, Dec. 12, 2022, 23 yards (De'Andre Hopkins fumble)

DEFENSE

Four Interceptions

By Cardinals: Kwamie Lassiter vs. San Diego, Dec. 27, 1998
By Opponent: Never happened

Three Interceptions

By Cardinals: Antrel Rolle at Cincinnati, Nov. 18, 2007
By Opponent: Marcus Trufant at Seattle, Dec. 9, 2007

Two Interceptions

By Cardinals: Marco Wilson vs. Tampa Bay, Dec. 25, 2022
By Opponent: Tashaun Gipson Sr. at San Francisco, Jan. 8, 2023

Two Interceptions By Teammates

By Cardinals: At Washington, Oct. 16, 1994 (Aeneas Williams and James Williams)
By Opponent: At Seattle, Dec. 9, 2012 (Richard Sherman and Bobby Wagner)

Four Quarterback Sacks

By Cardinals: Chandler Jones (5.0) at Tennessee, Sep. 12, 2021
By Opponent: Cameron Wake (4.5) vs. Miami, Sep. 30, 2012

Three Quarterback Sacks

By Cardinals: J.J. Watt at Denver, Dec. 18, 2022
By Opponent: Josh Uche vs. New England, Dec. 12, 2022

Two Quarterback Sacks By Teammates

By Cardinals: at Cleveland, Oct. 17, 2021 (Markus Golden 2.0, Jordan Hicks 2.0)
By Opponent: vs. Carolina, Sep. 22, 2019 (Mario Addison 3.0, Christian Miller 2.0)

Two Opponent Fumble Recoveries

By Cardinals: Jordan Hicks at San Francisco, Nov. 7, 2021
By Opponent: J.J. Watt vs. Houston, Nov. 10, 2013

TEAM SCORING

50 Points Scored By Team

By Cardinals: St. Louis 56 at Minnesota 14, Oct. 6, 1963
By Opponent: Arizona 0 at Seattle 58, Dec. 9, 2012

40 Points Scored By Team

By Cardinals: Arizona 42, vs. New Orleans 34, Oct. 20, 2022
By Opponent: Arizona 21, vs. Kansas City 44, Sep. 11, 2022

20 First-Quarter Points

By Cardinals: 21 vs. San Francisco, Sep. 10, 2006
By Opponent: 21 vs. Denver, Oct. 18, 2018

20 Second-Quarter Points

By Cardinals: 21 vs. NY Giants, Sep. 17, 2023
By Opponent: 20 vs. Philadelphia, Dec. 20, 2020

20 Third-Quarter Points

By Cardinals: 21 vs. Green Bay, Dec. 27, 2015
By Opponent: 21 at San Francisco, Jan. 2, 2011

20 Fourth-Quarter Points

By Cardinals: 20 at Seattle, Dec. 24, 2016
By Opponent: 21 vs. LA Rams, Dec. 6, 2020

30 One-Half Points

By Cardinals: 31 in first half vs. San Francisco, Sep. 27, 2015
By Opponent: 31 in second half vs. NY Giants, Sep. 17, 2023

Score Touchdown In Each Quarter

By Cardinals: at Cleveland, Oct. 17, 2021 (7, 16, 7, 7 points)
By Opponent: at Minnesota, Oct. 30 2022 (7, 7, 14, 6 points)

OFFENSE

500 Yards Total Offense

By Cardinals: 503 vs. Minnesota, Sep. 19, 2021
By Opponent: 572 vs. Seattle, Oct. 25, 2020

No Sacks/No Interceptions Allowed

By Cardinals: vs. NY Giants, Sep. 17, 2023
By Opponent: vs. San Francisco, Nov. 21, 2022

DEFENSE

Shutout

By Cardinals: Arizona 23, vs. NY Giants 0, Dec. 24, 2017 (State Farm Stadium)
By Opponent: Arizona 0, at LA Rams 34, Sep. 16, 2018 (Los Angeles Memorial Coliseum)

Shutout At Home

By Cardinals: Arizona 23, vs. NY Giants 0, Dec. 24, 2017 (State Farm Stadium)
By Opponent: Arizona 0, vs. Seattle 38, Sep. 14, 2003 (Sun Devil Stadium)

Shutout On The Road

By Cardinals: Arizona 38, at Dallas 0, Nov. 16, 1970 (Cotton Bowl)
By Opponent: Arizona 0, at LA Rams 34, Sep. 16, 2018 (Los Angeles Memorial Coliseum)

MISCELLANEOUS

Overtime Win At Home

By Cardinals: vs. Seattle, Oct. 25, 2020, 37-34 (State Farm Stadium)
By Opponent: Dec. 25 2022 vs. Tampa Bay, 19-16 (State Farm Stadium)

Overtime Win On The Road

By Cardinals: Sep. 18, 2022 at Las Vegas, 29-23 (Allegiant Stadium)
By Opponent: Nov. 7, 2010 at Minnesota, 27-24 (Metrodome)

10 Or More Penalties

By Cardinals: 10, at LA Rams Nov. 13 2022 (67 yards)
By Opponent: 13, vs. Dallas, Sep. 24, 2023 (107 yards)

Tie Game

By Cardinals: Sep. 8, 2019 vs. Detroit, 27-27

Over 40:00 Time of Possession (Non-OT)

By Cardinals: 40:22 at Seattle, Nov. 21, 2021
By Opponent: 40:12 at San Francisco, Oct. 7, 2018



CARDINALS MISCELLANEOUS STATS

Season Record.....	1-2	At Home.....	1-1	When won coin toss.....	0-1
In NFC West Games.....	0-0	On the Road.....	0-1	When lost coin toss.....	1-1
In NFC East Games.....	1-2	Outdoors.....	0-1	When scored first.....	1-1
In NFC North Games.....	0-0	Indoors.....	1-1	When opponent scores first.....	0-1
In NFC South Games.....	0-0	On Natural Grass.....	1-2	In overtime games.....	0-0
In September.....	1-2	When Cards out-rushed opponent.....	1-2		
In October.....	0-0	When Cards out-passed opponent.....	0-0		
In November.....	0-0	While wearing white jersey/white pants.....	0-0		
In December.....	0-0	While wearing red jersey/red pants.....	1-2		
In January.....	0-0	While wearing alternate black uniform.....	0-0		
With roof open at State Farm Stadium.....	0-0	When playing in the Eastern Time Zone.....	0-1		
With roof closed at State Farm Stadium.....	1-1	When Tied at Halftime.....	0-0		
When Yielding 20 Points or Less.....	1-0	When Led at the End of 3 rd Quarter.....	1-2		
When Scoring 20 Points or More.....	1-1	When Trailed at the End of 3 rd Quarter.....	0-0		
When Led at Halftime.....	1-2	When Tied at the End of 3 rd Quarter.....	0-0		
When Trailed at Halftime.....	0-0	When Arizona had a 100-yd rusher.....	0-1		
When Arizona had a 100-yd rusher.....	0-1	When opp. had a 100-yd rusher.....	1-0		
When opp. had a 100-yd rusher.....	1-0	When Arizona had a 300-yard passer.....	0-0		
When Arizona had a 100-yd receiver.....	0-0	When opponent had a 300-yard passer.....	0-1		
When opp. had a 100-yd receiver.....	0-0	When Arizona won turnover margin.....	1-2		
When opp. had a 100-yd receiver.....	0-0	When opponent won turnover margin.....	0-0		

Booth Initiated Reviews

<u>Date</u>	<u>Opp</u>	<u>Explanation</u>	<u>Result</u>
-------------	------------	--------------------	---------------

Arizona Instant Replay Challenges (0-0)

<u>Date</u>	<u>Opp</u>	<u>Explanation</u>	<u>Result</u>
-------------	------------	--------------------	---------------

Opponent Instant Replay Challenges (0-2)

<u>Date</u>	<u>Opp</u>	<u>Explanation</u>	<u>Result</u>
9-10	@ WAS	Challenged the runner was short of the line to gain ruling for WAS RB Antonio Gibson	Upheld
9-17	vs. NYG	Challenged the pass completion ruling for AZ WR Rondale Moore	Upheld

Overtime Scoring Plays (0-0)

<u>Date</u>	<u>Opp</u>	<u>Play</u>
-------------	------------	-------------

Arizona Defensive Touchdowns

<u>Date</u>	<u>Opp</u>	<u>Play</u>
9-10	@ WAS	LB Cameron Thomas two-yard fumble return for a touchdown

Arizona Kick/Punt Return Touchdowns

<u>Date</u>	<u>Opp</u>	<u>Play</u>
-------------	------------	-------------

Arizona Two-Point Conversion Attempts (1-3)

<u>Date</u>	<u>Opp</u>	<u>Play</u>
9-17	vs. NYG	Run by QB Joshua Dobbs is successful
9-24	vs. DAL	Run by RB James Conner fails
		Pass attempt from QB Joshua Dobbs to WR Marquise Brown is incomplete

Arizona Onside Kick Attempts/Recoveries (0-0)

<u>Date</u>	<u>Opp</u>	<u>Play</u>
-------------	------------	-------------

CARDINALS SCORING DRIVES



CARDINALS 2023 REGULAR SEASON SCORING DRIVES

DATE	OPPONENT	ACQUIRED	DRIVE				TIME	FIRST DOWNS	SCORING PLAY	ARI	OPP
			START	PLAYS	YARDS	Q					
09/10	at Washington	Kickoff	ARI 25	8	64	Q1	3:22	2	M. Prater: 28-yard FG	3	7
		Interception	WAS 37	4	1	Q2	1:20	0	M. Prater: 54-yard FG	6	7
		Kickoff	ARI 25	11	56	Q3	4:51	4	M. Prater: 37-yard FG	16	10
09/17	N.Y. Giants	Punt	ARI 14	9	86	Q1	4:41	6	J. Conner: 4-yard run	7	0
		Punt	ARI 20	7	80	Q1	3:27	4	Q2: J. Dobbs: 23-yard run	14	0
		Punt	ARI 27	9	54	Q2	5:02	3	M. Prater: 37-yard FG	17	0
		Interception	NYG 34	6	8	Q2	3:11	1	M. Prater: 44-yard FG	20	0
		Kickoff	ARI 25	8	75	Q3	4:09	5	M. Brown: 3-yard pass from J. Dobbs	28	7
09/24	Dallas	Kickoff	ARI 25	6	54	Q1	2:29	1	M. Prater: 39-yard FG	3	0
		Punt	ARI 18	7	82	Q1	3:49	5	J. Conner: 5-yard run	9	0
		Kickoff	ARI 25	7	75	Q1	4:17	3	Q2: R. Moore: 45-yard run	15	3
		Kickoff	ARI 25	10	50	Q2	4:04	3	M. Prater: 43-yard FG	18	10
		Punt	ARI 29	5	27	Q2	0:25	2	M. Prater: 62-yard FG	21	10
		Kickoff	ARI 24	4	76	Q4	2:11	2	M. Brown: 2-yard pass from J. Dobbs	28	16
10/01		--	--	--	--	--	--	--	--	--	
10/08		--	--	--	--	--	--	--	--	--	
10/15		--	--	--	--	--	--	--	--	--	
10/22		--	--	--	--	--	--	--	--	--	
10/29		--	--	--	--	--	--	--	--	--	
11/05		--	--	--	--	--	--	--	--	--	
11/12		--	--	--	--	--	--	--	--	--	
11/19		--	--	--	--	--	--	--	--	--	
11/26		--	--	--	--	--	--	--	--	--	
12/03		--	--	--	--	--	--	--	--	--	
12/17		--	--	--	--	--	--	--	--	--	
12/24		--	--	--	--	--	--	--	--	--	
12/31		--	--	--	--	--	--	--	--	--	
01/07		--	--	--	--	--	--	--	--	--	
AVG				7.2	56.3		3:22	2.9			



CARDINALS DEFENSIVE SUMMARIES

SEPTEMBER 10, 2023 CARDINALS @ WASHINGTON COMMANDERS L 20-16

TOP TACKLERS		SACKS		INTS		FORCED FUMBLES		RECOVERED FUMBLES	
PLAYER	NO.	PLAYER	NO.	PLAYER	NO.	PLAYER	NO.	PLAYER	NO.
K. White	9	D. Gardeck	2.0	Z. Collins	1	V. Dimukeje	1	Z. Collins	1
K. Wallace	7	V. Dimukeje	1.0			D. Gardeck	1	C. Thomas	1
J. Ledbetter	6	L. Fotu	1.0						
M. Wilson	6	J. Ledbetter	1.0						
B. Baker	5	C. Watkins	1.0						

SEPTEMBER 17, 2023 CARDINALS VS. NEW YORK GIANTS L 31-28

TOP TACKLERS		SACKS		INTS		FORCED FUMBLES		RECOVERED FUMBLES	
PLAYER	NO.	PLAYER	NO.	PLAYER	NO.	PLAYER	NO.	PLAYER	NO.
K. Wallace	8	D. Gardeck	1.0	J. Thompson	1				
K. Barnes	7	K. White	1.0						
J. Thompson	7	Z. Collins	0.5						
K. White	7	V. Dimukeje	0.5						
K. Clark	5								

SEPTEMBER 24, 2023 CARDINALS VS. DALLAS COWBOYS W 28-16

TOP TACKLERS		SACKS		INTS		FORCED FUMBLES		RECOVERED FUMBLES	
PLAYER	NO.	PLAYER	NO.	PLAYER	NO.	PLAYER	NO.	PLAYER	NO.
K. White	14	Z. Collins	1.0	K. White	1				
K. Clark	10	V. Dimukeje	1.0						
J. Thompson	8								
K. Barnes	7								
K. Wallace	7								

CARDINALS TURNOVER ANALYSIS



2023 REGULAR SEASON - DEFENSIVE TAKEAWAYS

DATE	OPPONENT	TAKEAWAY	QTR.	SCORE	YD-LINE	RESULT
09/10	at Washington	Z. Collins INT (S. Howell)	2	3-7	WAS-38	FG
		Z. Collins FR (V. Dimukeje FF)	2	6-7	ARZ-16	Punt
		C. Thomas FR (D. Gardeck FF)	2	13-7	WAS-2	TD
09/17	N.Y. Giants	J. Thompson INT (D. Jones)	2	17-0	ARZ-31	FG
09/24	Dallas	K. White INT (D. Prescott: touchback)	4	28-16	ARZ-(-4)	EOG
10/01		--	--	--	--	--
10/08		--	--	--	--	--
10/15		--	--	--	--	--
10/22		--	--	--	--	--
10/29		--	--	--	--	--
11/05		--	--	--	--	--
11/12		--	--	--	--	--
11/19		--	--	--	--	--
11/26		--	--	--	--	--
12/03		--	--	--	--	--
12/17		--	--	--	--	--
12/24		--	--	--	--	--
12/31		--	--	--	--	--
01/07		--	--	--	--	--

2023 REGULAR SEASON - OFFENSIVE GIVEAWAYS

DATE	OPPONENT	TAKEAWAY	QTR.	SCORE	YD-LINE	RESULT
09/10	at Washington	J. Dobbs fumble (M. Sweat FF; D. Payne FR)	3	16-10	ARZ-29	TD
		J. Dobbs fumble (M. Sweat FF; A. Anderson FR)	4	16-17	ARZ-37	FG
09/17	N.Y. Giants	None				
09/24	Dallas	None				
10/01		--	--	--	--	--
10/08		--	--	--	--	--
10/15		--	--	--	--	--
10/22		--	--	--	--	--
10/29		--	--	--	--	--
11/05		--	--	--	--	--
11/12		--	--	--	--	--
11/19		--	--	--	--	--
11/26		--	--	--	--	--
12/03		--	--	--	--	--
12/17		--	--	--	--	--
12/24		--	--	--	--	--
12/31		--	--	--	--	--
01/07		--	--	--	--	--

2023 REGULAR SEASON - TURNOVERS

Offense:	2 Giveaways 10 Points (1 TD, 1 FG)	Ratio +3 (5 takeaways, 2 giveaways)
Defense:	5 Takeaways 13 Points (1 TD, 2 FG)	
Special Teams:	0 Giveaways 0 Points (0 TD, 0 FG)	Points Off Turnovers Ratio +3 (13 scored, 10 allowed)
	0 Takeaways 0 Points (0 TD, 0 FG)	



CARDINALS BIG PLAYS

DATE	OPPONENT	RUSHES				RECEPTIONS				RETURNS			
		GAIN	PLAYER	QTR	RESULT	GAIN	PLAYER	QTR	RESULT	GAIN	PLAYER	QTR	RESULT
09/10	at Washington	29	Marquise Brown	1	FG	31	Rondale Moore	1	FG				
		12	James Conner	3	Punt								
09/17	N.Y. Giants	17	James Conner	1	Miss FG	21	Michael Wilson	1	TD	35	Jalen Thompson (INT)	2	INT
		13	Joshua Dobbs	1	TD	23	Trey McBride	1	TD				
		23t	Joshua Dobbs	2	TD	22	Marquise Brown	2	FG				
		22	James Conner	3'	TD								
		10	James Conner	3'	TD								
		21	James Conner	3	TD								
09/24	Dallas	44	Joshua Dobbs	1	FG	23	Marquise Brown	3	Punt				
		20	James Conner	1	TD	69	Michael Wilson	4	TD				
		45t	Rondale Moore	2	TD								
		26	James Conner	2'	FG								
		12	James Conner	2	FG								
10/01	at San Francisco	--	--	--	--	--	--	--	--	--	--	--	
10/08	Cincinnati	--	--	--	--	--	--	--	--	--	--	--	
10/15	at L.A. Rams	--	--	--	--	--	--	--	--	--	--	--	
10/22	at Seattle	--	--	--	--	--	--	--	--	--	--	--	
10/29	Baltimore	--	--	--	--	--	--	--	--	--	--	--	
11/05	at Cleveland	--	--	--	--	--	--	--	--	--	--	--	
11/12	Atlanta	--	--	--	--	--	--	--	--	--	--	--	
11/19	at Houston	--	--	--	--	--	--	--	--	--	--	--	
11/26	L.A. Rams	--	--	--	--	--	--	--	--	--	--	--	
12/03	at Pittsburgh	--	--	--	--	--	--	--	--	--	--	--	
12/17	San Francisco	--	--	--	--	--	--	--	--	--	--	--	
12/24	at Chicago	--	--	--	--	--	--	--	--	--	--	--	
12/31	at Philadelphia	--	--	--	--	--	--	--	--	--	--	--	
01/07	Seattle	--	--	--	--	--	--	--	--	--	--	--	

' - result within the same drive

OPPONENT BIG PLAYS



DATE	OPPONENT	RUSHES				RECEPTIONS				RETURNS			
		GAIN	PLAYER	QTR	RESULT	GAIN	PLAYER	QTR	RESULT	GAIN	PLAYER	QTR	RESULT
09/10	at Washington					32	Curtis Samuel	2	FG				
09/17	N.Y. Giants	14t	Daniel Jones	3	TD	58	Jalin Hyatt	3	TD				
		13	Daniel Jones	3	TD	29	Darius Slayton	3	TD				
		15	Daniel Jones	4	TD	25	Darren Waller	4	TD				
		10	Saquon Barkley	4'	FG	31	Jalin Hyatt	4	TD				
09/24	Dallas	16	Saquon Barkley	4	FG								
		10	Dak Prescott	2	TD	32	CeeDee Lamb	3	FG				
		13	Dak Prescott	3	FG	27	Michael Gallup	3	Downs				
		31	Tony Pollard	3	Downs	21	Michael Gallup	4	INT				
10	Rico Dowdle	4	FG										
10/01	at San Francisco	--	--	--	--	--	--	--	--	--	--	--	--
10/08	Cincinnati	--	--	--	--	--	--	--	--	--	--	--	--
10/15	at L.A. Rams	--	--	--	--	--	--	--	--	--	--	--	--
10/22	at Seattle	--	--	--	--	--	--	--	--	--	--	--	--
10/29	Baltimore	--	--	--	--	--	--	--	--	--	--	--	--
11/05	at Cleveland	--	--	--	--	--	--	--	--	--	--	--	--
11/12	Atlanta	--	--	--	--	--	--	--	--	--	--	--	--
11/19	at Houston	--	--	--	--	--	--	--	--	--	--	--	--
11/26	L.A. Rams	--	--	--	--	--	--	--	--	--	--	--	--
12/03	at Pittsburgh	--	--	--	--	--	--	--	--	--	--	--	--
12/17	San Francisco	--	--	--	--	--	--	--	--	--	--	--	--
12/24	at Chicago	--	--	--	--	--	--	--	--	--	--	--	--
12/31	at Philadelphia	--	--	--	--	--	--	--	--	--	--	--	--
01/07	Seattle	--	--	--	--	--	--	--	--	--	--	--	--



CARDINALS SCORING AND TAKEAWAY CHART

DATE	OPPONENT	W/L/T	CARDINALS						OPPONENTS						POINT	OVERALL
			1ST	2ND	3RD	4TH	OT	TOTAL	1ST	2ND	3RD	4TH	OT	TOTAL	DIFF	RECORD
09/10	at Washington	L	3	10	3	0	--	16	7	3	0	10	--	20	-4	0-1
09/17	N.Y. Giants	L	7	13	8	0	--	28	0	0	14	17	--	31	-3	0-2
09/24	Dallas	W	9	12	0	7	--	28	3	7	3	3	--	16	+12	1-2
2023 TOTALS		1-2	19	35	11	7	--	72	10	10	17	30	--	67	5	1-2
AVG/GAME			6.3	11.7	3.7	2.3	--	24.0	3.3	3.3	5.7	10.0	--	22.3	1.7	

2023 REGULAR SEASON TAKEAWAY/GIVEAWAY CHART

DATE	OPPONENT	ARI +/- RATIO	ARI TAKEAWAYS	POINTS OFF TAKEAWAYS	ARI GIVEAWAYS	POINTS OFF GIVEAWAYS	POINTS OFF TO RATIO
09/10	at Washington	+1	3 (2 FUM, 1 INT)	10	2 (2 FUM, 0 INT)	10	0
09/17	N.Y. Giants	+1	1 (0 FUM, 1 INT)	3	0 (0 FUM, 0 INT)	0	+3
09/24	Dallas	+1	1 (0 FUM, 1 INT)	0	0 (0 FUM, 0 INT)	0	0
10/01		--	--	--	--	--	--
10/08		--	--	--	--	--	--
10/15		--	--	--	--	--	--
10/22		--	--	--	--	--	--
10/29		--	--	--	--	--	--
11/05		--	--	--	--	--	--
11/12		--	--	--	--	--	--
11/19		--	--	--	--	--	--
11/26		--	--	--	--	--	--
12/03		--	--	--	--	--	--
12/17		--	--	--	--	--	--
12/24		--	--	--	--	--	--
12/31		--	--	--	--	--	--
01/07		--	--	--	--	--	--
TOTALS		+3	5 (2 FUM, 3 INT)	13	2 (2 FUM, 0 INT)	10	+3

POSSESSION BREAKDOWN



DATE	OPPONENT	STARTING QB	POSS	TD	PAT	2-PT	M-2PT	FG	FGA	FGM	BK-FG	PUNT	INT	FUM	SAF	DWNS	HF	GM	PTS	TD%	SCORE%	PTS/POSS
9/10	at Washington	J. Dobbs	11	0	1	0	0	3	3	0	0	5	0	2	0	1	0	0	9	0.0	27.3	0.82
9/17	N.Y. Giants	J. Dobbs	10	3	3	1	1	2	3	1	0	3	0	0	0	0	0	1	28	30.0	50.0	2.80
9/24	Dallas	J. Dobbs	9	3	1	2	0	3	3	0	0	2	0	0	0	0	0	1	28	33.3	66.7	3.11
10/1	at San Francisco	--	--	--	--	--	--	--	--	--	--	--	--	--	--	--	--	--	--	--	--	--
10/8	Cincinnati	--	--	--	--	--	--	--	--	--	--	--	--	--	--	--	--	--	--	--	--	--
10/15	at L.A. Rams	--	--	--	--	--	--	--	--	--	--	--	--	--	--	--	--	--	--	--	--	--
10/22	at Seattle	--	--	--	--	--	--	--	--	--	--	--	--	--	--	--	--	--	--	--	--	--
10/29	Baltimore	--	--	--	--	--	--	--	--	--	--	--	--	--	--	--	--	--	--	--	--	--
11/5	at Cleveland	--	--	--	--	--	--	--	--	--	--	--	--	--	--	--	--	--	--	--	--	--
11/12	Atlanta	--	--	--	--	--	--	--	--	--	--	--	--	--	--	--	--	--	--	--	--	--
11/19	at Houston	--	--	--	--	--	--	--	--	--	--	--	--	--	--	--	--	--	--	--	--	--
11/26	L.A. Rams	--	--	--	--	--	--	--	--	--	--	--	--	--	--	--	--	--	--	--	--	--
12/3	at Pittsburgh	--	--	--	--	--	--	--	--	--	--	--	--	--	--	--	--	--	--	--	--	--
12/17	San Francisco	--	--	--	--	--	--	--	--	--	--	--	--	--	--	--	--	--	--	--	--	--
12/24	at Chicago	--	--	--	--	--	--	--	--	--	--	--	--	--	--	--	--	--	--	--	--	--
12/31	at Philadelphia	--	--	--	--	--	--	--	--	--	--	--	--	--	--	--	--	--	--	--	--	--
1/7	Seattle	--	--	--	--	--	--	--	--	--	--	--	--	--	--	--	--	--	--	--	--	--
2023 TOTALS			30	6	5	3	1	8	9	1	0	10	0	2	0	1	0	2	65	20.0	46.7	2.17

DATE	OPPONENT	STARTING QB	POSS	TD	PAT	2-PT	M-2PT	FG	FGA	FGM	BK-FG	PUNT	INT	FUM	SAF	DWNS	HF	GM	PTS	TD%	SCORE%	PTS/POSS
9/10	at Washington	S. Howell	13	2	2	0	0	2	2	0	0	6	1	2	0	0	0	0	20	15.4	30.8	1.54
9/17	N.Y. Giants	D. Jones	10	4	4	0	0	1	1	0	0	3	1	0	0	0	1	0	31	40.0	50.0	3.10
9/24	Dallas	D. Prescott	8	1	1	0	0	3	3	0	0	2	1	0	0	1	0	0	16	12.5	50.0	2.00
10/1	at San Francisco	--	--	--	--	--	--	--	--	--	--	--	--	--	--	--	--	--	--	--	--	--
10/8	Cincinnati	--	--	--	--	--	--	--	--	--	--	--	--	--	--	--	--	--	--	--	--	--
10/15	at L.A. Rams	--	--	--	--	--	--	--	--	--	--	--	--	--	--	--	--	--	--	--	--	--
10/22	at Seattle	--	--	--	--	--	--	--	--	--	--	--	--	--	--	--	--	--	--	--	--	--
10/29	Baltimore	--	--	--	--	--	--	--	--	--	--	--	--	--	--	--	--	--	--	--	--	--
11/5	at Cleveland	--	--	--	--	--	--	--	--	--	--	--	--	--	--	--	--	--	--	--	--	--
11/12	Atlanta	--	--	--	--	--	--	--	--	--	--	--	--	--	--	--	--	--	--	--	--	--
11/19	at Houston	--	--	--	--	--	--	--	--	--	--	--	--	--	--	--	--	--	--	--	--	--
11/26	L.A. Rams	--	--	--	--	--	--	--	--	--	--	--	--	--	--	--	--	--	--	--	--	--
12/3	at Pittsburgh	--	--	--	--	--	--	--	--	--	--	--	--	--	--	--	--	--	--	--	--	--
12/17	San Francisco	--	--	--	--	--	--	--	--	--	--	--	--	--	--	--	--	--	--	--	--	--
12/24	at Chicago	--	--	--	--	--	--	--	--	--	--	--	--	--	--	--	--	--	--	--	--	--
12/31	at Philadelphia	--	--	--	--	--	--	--	--	--	--	--	--	--	--	--	--	--	--	--	--	--
1/7	Seattle	--	--	--	--	--	--	--	--	--	--	--	--	--	--	--	--	--	--	--	--	--
2023 TOTALS			31	7	7	0	0	6	6	0	0	11	3	2	0	1	1	0	67	22.6	41.9	2.16



THIRD DOWN EFFICIENCY ANALYSIS

CARDINALS 2023 REGULAR SEASON THIRD DOWN EFFICIENCY

CARDINALS

Date	Opponent	3rd & 1	3rd & 2	3rd & 3	3rd & 4	3rd & 5	3rd & 6	3rd & 7	3rd & 8	3rd & 9	3rd & 10+	Total
09/10	at Washington	0 / 0	1 / 1	0 / 0	0 / 0	2 / 2	0 / 0	1 / 2	0 / 1	0 / 2	0 / 6	4 / 14
09/17	N.Y. Giants	1 / 1	0 / 0	0 / 0	0 / 0	1 / 1	0 / 1	1 / 1	0 / 0	0 / 1	1 / 5	4 / 10
09/24	Dallas	1 / 1	2 / 2	0 / 1	1 / 2	0 / 0	0 / 0	0 / 1	1 / 2	0 / 0	0 / 1	5 / 10
10/01	at San Francisco	--	--	--	--	--	--	--	--	--	--	--
10/08	Cincinnati	--	--	--	--	--	--	--	--	--	--	--
10/15	at L.A. Rams	--	--	--	--	--	--	--	--	--	--	--
10/22	at Seattle	--	--	--	--	--	--	--	--	--	--	--
10/29	Baltimore	--	--	--	--	--	--	--	--	--	--	--
11/05	at Cleveland	--	--	--	--	--	--	--	--	--	--	--
11/12	Atlanta	--	--	--	--	--	--	--	--	--	--	--
11/19	at Houston	--	--	--	--	--	--	--	--	--	--	--
11/26	L.A. Rams	--	--	--	--	--	--	--	--	--	--	--
12/03	at Pittsburgh	--	--	--	--	--	--	--	--	--	--	--
12/17	San Francisco	--	--	--	--	--	--	--	--	--	--	--
12/24	at Chicago	--	--	--	--	--	--	--	--	--	--	--
12/31	at Philadelphia	--	--	--	--	--	--	--	--	--	--	--
01/07	Seattle	--	--	--	--	--	--	--	--	--	--	--
TOTALS		2 / 2	3 / 3	0 / 1	1 / 2	3 / 3	0 / 1	2 / 4	1 / 3	0 / 3	1 / 12	13 / 34
		100.0%	100.0%	0.0%	50.0%	100.0%	0.0%	50.0%	33.3%	0.0%	8.3%	38.2%
		3RD & 1-3: 5 / 6 = 83.3%			3RD & 4-6: 4 / 6 = 66.7%			3RD & 7-10+: 4 / 22 = 18.2%				

OPPONENT 2023 REGULAR SEASON THIRD DOWN EFFICIENCY

OPPONENT

Date	Opponent	3rd & 1	3rd & 2	3rd & 3	3rd & 4	3rd & 5	3rd & 6	3rd & 7	3rd & 8	3rd & 9	3rd & 10+	Total
09/10	at Washington	2 / 2	1 / 1	0 / 0	0 / 0	0 / 0	1 / 2	0 / 0	0 / 0	0 / 1	0 / 6	4 / 12
09/17	N.Y. Giants	4 / 4	0 / 1	0 / 0	0 / 1	0 / 0	0 / 0	0 / 1	0 / 0	1 / 1	2 / 4	7 / 12
09/24	Dallas	5 / 5	0 / 0	0 / 0	2 / 3	0 / 0	0 / 1	1 / 2	0 / 1	0 / 0	1 / 4	9 / 16
10/01	at San Francisco	--	--	--	--	--	--	--	--	--	--	--
10/08	Cincinnati	--	--	--	--	--	--	--	--	--	--	--
10/15	at L.A. Rams	--	--	--	--	--	--	--	--	--	--	--
10/22	at Seattle	--	--	--	--	--	--	--	--	--	--	--
10/29	Baltimore	--	--	--	--	--	--	--	--	--	--	--
11/05	at Cleveland	--	--	--	--	--	--	--	--	--	--	--
11/12	Atlanta	--	--	--	--	--	--	--	--	--	--	--
11/19	at Houston	--	--	--	--	--	--	--	--	--	--	--
11/26	L.A. Rams	--	--	--	--	--	--	--	--	--	--	--
12/03	at Pittsburgh	--	--	--	--	--	--	--	--	--	--	--
12/17	San Francisco	--	--	--	--	--	--	--	--	--	--	--
12/24	at Chicago	--	--	--	--	--	--	--	--	--	--	--
12/31	at Philadelphia	--	--	--	--	--	--	--	--	--	--	--
01/07	Seattle	--	--	--	--	--	--	--	--	--	--	--
TOTALS		11 / 11	1 / 2	0 / 0	2 / 4	0 / 0	1 / 3	1 / 3	0 / 1	1 / 2	3 / 14	20 / 40
		100.0%	50.0%	0.0%	50.0%	0.0%	33.3%	33.3%	0.0%	50.0%	21.4%	50.0%
		3RD & 1-3: 12 / 13 = 92.3%			3RD & 4-6: 3 / 7 = 42.9%			3RD & 7-10+: 5 / 20 = 25.0%				

RED ZONE BREAKDOWN



CARDINALS

Date	Opponent	Pos	TD	PAT	2-Pt.	Miss		Blk/				Drive Ends				Score		
						PAT	FG	FGA	MFG	INT	Fum	Dwns	Half	Game	Pts	TD%	Pct.	Pts/Poss
09/10	at Washington	2	0	0	0	0	2	2	0	0	0	0	0	0	6	0.0	100.0	3.0
09/17	N.Y. Giants	3	2	1	1	0	1	1	0	0	0	0	0	0	18	66.7	100.0	6.0
09/24	Dallas	2	2	1	0	0	0	0	0	0	0	0	0	0	13	100.0	100.0	6.5
10/01	at San Francisco	--	--	--	--	--	--	--	--	--	--	--	--	--	--	--	--	--
10/08	Cincinnati	--	--	--	--	--	--	--	--	--	--	--	--	--	--	--	--	--
10/15	at L.A. Rams	--	--	--	--	--	--	--	--	--	--	--	--	--	--	--	--	--
10/22	at Seattle	--	--	--	--	--	--	--	--	--	--	--	--	--	--	--	--	--
10/29	Baltimore	--	--	--	--	--	--	--	--	--	--	--	--	--	--	--	--	--
11/05	at Cleveland	--	--	--	--	--	--	--	--	--	--	--	--	--	--	--	--	--
11/12	Atlanta	--	--	--	--	--	--	--	--	--	--	--	--	--	--	--	--	--
11/19	at Houston	--	--	--	--	--	--	--	--	--	--	--	--	--	--	--	--	--
11/26	L.A. Rams	--	--	--	--	--	--	--	--	--	--	--	--	--	--	--	--	--
12/03	at Pittsburgh	--	--	--	--	--	--	--	--	--	--	--	--	--	--	--	--	--
12/17	San Francisco	--	--	--	--	--	--	--	--	--	--	--	--	--	--	--	--	--
12/24	at Chicago	--	--	--	--	--	--	--	--	--	--	--	--	--	--	--	--	--
12/31	at Philadelphia	--	--	--	--	--	--	--	--	--	--	--	--	--	--	--	--	--
01/07	Seattle	--	--	--	--	--	--	--	--	--	--	--	--	--	--	--	--	--
TOTALS		7	4	2	1	0	3	3	0	0	0	0	0	0	37	57.1	100.0	5.3

OPPONENT

Date	Opponent	Pos	TD	PAT	2-Pt.	Miss		Blk/				Drive Ends				Score		
						PAT	FG	FGA	MFG	INT	Fum	Dwns	Half	Game	Pts	TD%	Pct.	Pts/Poss
09/10	at Washington	5	2	2	0	0	2	2	0	0	1	0	0	0	20	40.0	80.0	4.0
09/17	N.Y. Giants	5	4	4	0	0	1	1	0	0	0	0	0	0	31	80.0	100.0	6.2
09/24	Dallas	5	1	1	0	0	2	2	0	1	0	1	0	0	13	20.0	60.0	2.6
10/01	at San Francisco	--	--	--	--	--	--	--	--	--	--	--	--	--	--	--	--	--
10/08	Cincinnati	--	--	--	--	--	--	--	--	--	--	--	--	--	--	--	--	--
10/15	at L.A. Rams	--	--	--	--	--	--	--	--	--	--	--	--	--	--	--	--	--
10/22	at Seattle	--	--	--	--	--	--	--	--	--	--	--	--	--	--	--	--	--
10/29	Baltimore	--	--	--	--	--	--	--	--	--	--	--	--	--	--	--	--	--
11/05	at Cleveland	--	--	--	--	--	--	--	--	--	--	--	--	--	--	--	--	--
11/12	Atlanta	--	--	--	--	--	--	--	--	--	--	--	--	--	--	--	--	--
11/19	at Houston	--	--	--	--	--	--	--	--	--	--	--	--	--	--	--	--	--
11/26	L.A. Rams	--	--	--	--	--	--	--	--	--	--	--	--	--	--	--	--	--
12/03	at Pittsburgh	--	--	--	--	--	--	--	--	--	--	--	--	--	--	--	--	--
12/17	San Francisco	--	--	--	--	--	--	--	--	--	--	--	--	--	--	--	--	--
12/24	at Chicago	--	--	--	--	--	--	--	--	--	--	--	--	--	--	--	--	--
12/31	at Philadelphia	--	--	--	--	--	--	--	--	--	--	--	--	--	--	--	--	--
01/07	Seattle	--	--	--	--	--	--	--	--	--	--	--	--	--	--	--	--	--
TOTALS		15	7	7	0	0	5	5	0	1	1	1	0	0	64	46.7	80.0	4.3



CARDINALS HIGHS AND LOWS

HIGH	DATE	OPPONENT	OFFENSIVE	OPPONENT	DATE	LOW
			CATEGORY			
28	9/17 9/24	vs. N.Y. Giants vs. Dallas	Points	at Washington	9/10	16
13	9/17	vs. N.Y. Giants	Points in a Quarter	at Washington vs. N.Y. Giants vs. Dallas	9/10 9/17 9/24	0
21	9/24	vs. Dallas	Points in a Half	at Washington	9/10	3
3	9/17 9/24	vs. N.Y. Giants vs. Dallas	Total Touchdowns	at Washington	9/10	1
60	9/17	vs. N.Y. Giants	Total Plays	vs. Dallas	9/24	53
400	9/24	vs. Dallas	Total Net Yards	at Washington	9/10	210
24	9/17	vs. N.Y. Giants	Total First Downs	at Washington	9/10	13
10	9/17	vs. N.Y. Giants	First Downs Rushing	at Washington	9/10	4
11	9/17	vs. N.Y. Giants	First Downs Passing	vs. Dallas	9/24	8
4	9/24	vs. Dallas	First Down Penalties	at Washington	9/10	0
50.0%	9/24	vs. Dallas	Third Down Efficiency	at Washington	9/10	28.6%
7.5	9/24	vs. Dallas	Average Yards Per Play	at Washington	9/10	3.6
222	9/24	vs. Dallas	Total Net Yards Rushing	at Washington	9/10	96
30	9/24	vs. Dallas	Rushing Attempts	at Washington	9/10	25
7.4	9/24	vs. Dallas	Rushing Average Yards	at Washington	9/10	3.8
2	9/17 9/24	vs. N.Y. Giants vs. Dallas	Rushing Touchdowns	at Washington	9/10	0
228	9/17	vs. N.Y. Giants	Total Net Yards Passing	at Washington	9/10	114
31	9/17	vs. N.Y. Giants	Passing Attempts	vs. Dallas	9/24	21
21	9/10 9/17	at Washington vs. N.Y. Giants	Passing Completions	vs. Dallas	9/24	17
1	9/17 9/24	vs. N.Y. Giants vs. Dallas	Passing Touchdowns	at Washington	9/10	0
7.7	9/24	vs. Dallas	Passing Yards Average	at Washington	9/10	3.5
0	9/10 9/17 9/24	at Washington vs. N.Y. Giants vs. Dallas	Passes Thrown for Interception	at Washington vs. N.Y. Giants vs. Dallas	9/10 9/17 9/24	0
3	9/10	at Washington	Times Sacked	vs. N.Y. Giants	9/17	0
3	9/10	at Washington	QB Sacks	vs. N.Y. Giants	9/17	0
18	9/10	at Washington	Sack Yards Lost	vs. N.Y. Giants	9/17	0
5	9/10	at Washington	Total Punts	vs. Dallas	9/24	2
235	9/10	at Washington	Total Punt Yards	vs. Dallas	9/24	94
48.7	9/17	vs. N.Y. Giants	Punt Gross Average Yards	at Washington vs. Dallas	9/10 9/24	47
47	9/24	vs. Dallas	Punt Net Average Yards	vs. N.Y. Giants	9/17	37.3
4	9/10	at Washington	Punt Returns	vs. N.Y. Giants	9/17	1
24	9/10	at Washington	Punt Return Yards	vs. N.Y. Giants	9/17	0
9.5	9/24	vs. Dallas	Punt Return Yards Average	vs. N.Y. Giants	9/17	0.0
1	9/17 9/24	vs. N.Y. Giants vs. Dallas	Kickoff Returns	at Washington	9/10	0
28	9/24	vs. Dallas	Kickoff Return Yards	at Washington	9/10	0
9	9/10	at Washington	Total Penalties	vs. N.Y. Giants vs. Dallas	9/17 9/24	8
122	9/10	at Washington	Penalty Yards	vs. N.Y. Giants	9/17	57
3	9/10	at Washington	Total Fumbles	vs. N.Y. Giants vs. Dallas	9/17 9/24	0
2	9/10	at Washington	Fumbles Lost	vs. N.Y. Giants vs. Dallas	9/17 9/24	0
30:37	9/17	vs. N.Y. Giants	Time of Possession	vs. Dallas	9/24	25:27
2	9/10	at Washington	Turnovers	vs. N.Y. Giants vs. Dallas	9/17 9/24	0

CARDINALS HIGHS AND LOWS



DEFENSIVE

HIGH	DATE	OPPONENT	DEFENSIVE CATEGORY	OPPONENT	DATE	LOW
31	9/17	vs. N.Y. Giants	Points	vs. Dallas	9/24	16
17	9/17	vs. N.Y. Giants	Points in a Quarter	at Washington	9/10	0
				vs. N.Y. Giants	9/17	
31	9/17	vs. N.Y. Giants	Points in a Half	vs. N.Y. Giants	9/17	0
4	9/17	vs. N.Y. Giants	Total Touchdowns	vs. Dallas	9/24	1
75	9/24	vs. Dallas	Total Plays	at Washington	9/10	65
439	9/17	vs. N.Y. Giants	Total Net Yards	at Washington	9/10	248
26	9/17	vs. N.Y. Giants	Total First Downs	at Washington	9/10	21
	9/24	vs. Dallas				
12	9/24	vs. Dallas	First Downs Rushing	at Washington	9/10	7
15	9/17	vs. N.Y. Giants	First Downs Passing	at Washington	9/10	10
4	9/10	at Washington	First Down Penalties	vs. N.Y. Giants	9/17	1
58.3%	9/17	vs. N.Y. Giants	Third Down Efficiency	at Washington	9/10	33.3%
6.6	9/17	vs. N.Y. Giants	Average Yards Per Play	at Washington	9/10	3.8
185	9/24	vs. Dallas	Total Net Yards Rushing	at Washington	9/10	92
33	9/24	vs. Dallas	Rushing Attempts	vs. N.Y. Giants	9/17	27
5.6	9/24	vs. Dallas	Rushing Average Yards	at Washington	9/10	3.3
2	9/17	vs. N.Y. Giants	Rushing Touchdowns	vs. Dallas	9/24	0
312	9/17	vs. N.Y. Giants	Total Net Yards Passing	at Washington	9/10	156
40	9/24	vs. Dallas	Passing Attempts	at Washington	9/10	31
26	9/17	vs. N.Y. Giants	Passing Completions	at Washington	9/10	19
2	9/17	vs. N.Y. Giants	Passing Touchdowns	at Washington	9/10	1
				vs. Dallas	9/24	
7.8	9/17	vs. N.Y. Giants	Passing Yards Average	at Washington	9/10	4.2
1	9/10	at Washington	Passes Thrown for Interception	at Washington	9/10	1
	9/17	vs. N.Y. Giants		vs. N.Y. Giants	9/17	
	9/24	vs. Dallas		vs. Dallas	9/24	
6	9/10	at Washington	Times Sacked	vs. Dallas	9/24	2
6	9/10	at Washington	QB Sacks	vs. Dallas	9/24	2
46	9/10	at Washington	Sack Yards Lost	vs. N.Y. Giants	9/17	9
6	9/10	at Washington	Total Punts	vs. Dallas	9/24	2
266	9/10	at Washington	Total Punt Yards	vs. Dallas	9/24	102
51	9/24	vs. Dallas	Punt Gross Average Yards	vs. N.Y. Giants	9/17	37
41.5	9/24	vs. Dallas	Punt Net Average Yards	vs. N.Y. Giants	9/17	37
3	9/10	at Washington	Punt Returns	vs. N.Y. Giants	9/17	1
				vs. Dallas	9/24	
14	9/17	vs. N.Y. Giants	Punt Return Yards	vs. Dallas	9/24	0
14.0	9/17	vs. N.Y. Giants	Punt Return Yards Average	vs. Dallas	9/24	0.0
1	9/10	at Washington	Kickoff Returns	vs. N.Y. Giants	9/17	0
				vs. Dallas	9/24	
21	9/10	at Washington	Kickoff Return Yards	vs. N.Y. Giants	9/17	0
				vs. Dallas	9/24	
13	9/24	vs. Dallas	Total Penalties	at Washington	9/10	8
107	9/24	vs. Dallas	Penalty Yards	at Washington	9/10	70
2	9/10	at Washington	Total Fumbles	vs. N.Y. Giants	9/17	0
				vs. Dallas	9/24	
2	9/10	at Washington	Fumbles Lost	vs. N.Y. Giants	9/17	0
				vs. Dallas	9/24	
34:33	9/24	vs. Dallas	Time of Possession	vs. N.Y. Giants	9/17	29:23
3	9/10	at Washington	Turnovers	vs. N.Y. Giants	9/17	1
				vs. Dallas	9/24	



CARDINALS SUPERLATIVES

2023 REGULAR SEASON CARDINALS INDIVIDUAL SINGLE-GAME HIGHS

			OPPONENT	DATE
Touchdowns	1	Marquise Brown	vs. Cowboys	09/24
		James Conner	vs. Cowboys	09/24
		Rondale Moore	vs. Cowboys	09/24
		Marquise Brown	vs. Giants	09/17
Passes Attempted	31	James Conner	vs. Giants	09/17
		Joshua Dobbs	vs. Giants	09/17
Passes Completed	21	Joshua Dobbs	vs. Giants	09/17
		Joshua Dobbs	at Commanders	09/10
Completion Percentage	80.9	Joshua Dobbs	vs. Cowboys	09/24
Passing Yards	228	Joshua Dobbs	vs. Giants	09/17
Yards Per Attempt	9.0	Joshua Dobbs	vs. Cowboys	09/24
Touchdown Passes	1	Joshua Dobbs	vs. Cowboys	09/24
		Joshua Dobbs	vs. Giants	09/17
Pass Receptions	6	Marquise Brown	vs. Giants	09/17
		Zach Ertz	vs. Giants	09/17
		Zach Ertz	at Commanders	09/10
Receiving Yards	86	Michael Wilson	vs. Cowboys	09/24
Touchdown Receptions	1	Marquise Brown	vs. Cowboys	09/24
		Marquise Brown	vs. Giants	09/17
Rushing Yards	106	James Conner	vs. Giants	09/17
Rushing Attempts	23	James Conner	vs. Giants	09/17
Rushing Average	9.2	Joshua Dobbs	vs. Cowboys	09/24
Rushing Touchdowns	1	James Conner	vs. Cowboys	09/24
		Rondale Moore	vs. Cowboys	09/24
		James Conner	vs. Giants	09/17
Yards From Scrimmage	116	Joshua Dobbs	vs. Giants	09/17
		James Conner	vs. Cowboys	09/24
Combined Net Yards	116	James Conner	vs. Cowboys	09/24
Interceptions Made	1	Kyzir White	vs. Cowboys	09/24
		Jalen Thompson	vs. Giants	09/17
		Zaven Collins	at Commanders	09/10
INT Return Yards	35	Jalen Thompson	vs. Giants	09/17
Tackles	14	Kyzir White	vs. Cowboys	09/24
Sacks	2.0	Dennis Gardeck	at Commanders	09/10
Punts	5	Nolan Cooney	at Commanders	09/10
Punts Inside the 20	2	Nolan Cooney	at Commanders	09/10
Punting Average	48.7	Nolan Cooney	vs. Giants	09/17
Punt Returns	4	Greg Dortch	at Commanders	09/10
Punt Return Yards	24	Greg Dortch	at Commanders	09/10
		Greg Dortch	vs. Cowboys	09/24
Kickoff Returns	1	Greg Dortch	vs. Giants	09/17
		Greg Dortch	vs. Cowboys	09/24
Kickoff Return Yards	28	Greg Dortch	vs. Cowboys	09/24
Field Goals Attempted	3	Matt Prater	vs. Cowboys	09/24
		Matt Prater	vs. Giants	09/17
		Matt Prater	at Commanders	09/10
Field Goals Made	3	Matt Prater	vs. Cowboys	09/24
		Matt Prater	at Commanders	09/10

2023 REGULAR SEASON ARIZONA CARDINALS LONGEST PLAYS

			OPPONENT	DATE
Run From Scrimmage	45	Rondale Moore	vs. Cowboys	09/24
Touchdown Run	45	Rondale Moore	vs. Cowboys	09/24
Passing Long	69	Joshua Dobbs	vs. Cowboys	09/24
Touchdown Pass Long	3	Joshua Dobbs	vs. Giants	09/17
Pass Reception	69	Michael Wilson	vs. Cowboys	09/24
Touchdown Reception	3	Marquise Brown	vs. Giants	09/17
Interception Return	35	Jalen Thompson	vs. Giants	09/17
Longest Opponent's Fumble Return	2	Cameron Thomas	at Commanders	09/10
Punt Return	19	Greg Dortch	vs. Cowboys	09/24
Kickoff Return	28	Greg Dortch	vs. Cowboys	09/24
Punt	56	Nolan Cooney	at Commanders	09/10
Field Goal	62	Matt Prater	vs. Cowboys	09/24
Field Goal Attempt	62	Matt Prater	vs. Cowboys	09/24



2023 REGULAR SEASON OPPONENTS INDIVIDUAL SINGLE-GAME HIGHS

			OPPONENT	DATE
Touchdowns	2	Saquon Barkley	vs. Giants	09/17
Passes Attempted	40	Dak Prescott	vs. Cowboys	09/24
Passes Completed	26	Daniel Jones	vs. Giants	09/17
Completion Percentage	70.2	Daniel Jones	vs. Giants	09/17
Passing Yards	321	Daniel Jones	vs. Giants	09/17
Yards Per Attempt	8.7	Daniel Jones	vs. Giants	09/17
Touchdown Passes	2	Daniel Jones	vs. Giants	09/17
Pass Receptions	6	Michael Gallup	vs. Cowboys	09/24
		Saquon Barkley	vs. Giants	09/17
		Darren Waller	vs. Giants	09/17
Receiving Yards	92	Michael Gallup	vs. Cowboys	09/24
Touchdown Receptions	1	Rico Dowdle	vs. Cowboys	09/24
		Saquon Barkley	vs. Giants	09/17
		Isaiah Hodgins	vs. Giants	09/17
		Brian Robinson Jr.	at Commanders	09/10
Rushing Yards	122	Tony Pollard	vs. Cowboys	09/24
Rushing Attempts	23	Tony Pollard	vs. Cowboys	09/24
Rushing Average	6.6	Daniel Jones	vs. Giants	09/17
Rushing Touchdowns	1	Saquon Barkley	vs. Giants	09/17
		Daniel Jones	vs. Giants	09/17
		Sam Howell	at Commanders	09/10
Yards From Scrimmage	122	Tony Pollard	vs. Cowboys	09/24
Combined Net Yards	122	Tony Pollard	vs. Cowboys	09/24
Interceptions Thrown	1	Dak Prescott	vs. Cowboys	09/24
		Daniel Jones	vs. Giants	09/17
		Sam Howell	at Commanders	09/10
Tackles	13	Jason Pinnock	vs. Giants	09/17
Sacks	1.5	Montez Sweat	at Commanders	09/10
Punts	6	Tress Way	at Commanders	09/10
Punts Inside the 20	3	Tress Way	at Commanders	09/10
Punting Average	51.0	Bryan Anger	vs. Cowboys	09/24
Punt Returns	3	Jamison Crowder	at Commanders	09/10
Punt Return Yards	14	Eric Gray	vs. Giants	09/17
Kickoff Returns	1	Antonio Gibson	at Commanders	09/10
Kickoff Return Yards	21	Antonio Gibson	at Commanders	09/10
Field Goals Attempted	3	Brandon Aubrey	vs. Cowboys	09/24
Field Goals Made	3	Brandon Aubrey	vs. Cowboys	09/24

2023 REGULAR SEASON OPPONENTS LONGEST PLAYS

			OPPONENT	DATE
Run From Scrimmage	31	Tony Pollard	vs. Cowboys	09/24
Touchdown Run	14	Daniel Jones	vs. Giants	09/17
Passing Long	58	Daniel Jones	vs. Giants	09/17
Touchdown Pass Long	15	Dak Prescott	vs. Cowboys	09/24
Pass Reception	58	Jalin Hyatt	vs. Giants	09/17
Touchdown Reception	15	Rico Dowdle	vs. Cowboys	09/24
Punt Return	14	Eric Gray	vs. Giants	09/17
Kickoff Return	21	Antonio Gibson	at Commanders	09/10
Punt	59	Tress Way	at Commanders	09/10
Field Goal	49	Brandon Aubrey	vs. Cowboys	09/24
Field Goal Attempt	49	Brandon Aubrey	vs. Cowboys	09/24



CARDINALS TRANSACTIONS

DATE	POS.	NAME	TRANSACTION
1/11	P	Nolan Cooney	Signed to a reserve/ future contract
1/11	OL	Julien Davenport	Signed a reserve/future contract
1/11	LS	Joe Fortunato	Signed to a reserve/ future contract
1/11	K	Elliott Fry	Signed to a reserve/ future contract
1/11	CB	Nate Hairston	Signed to a reserve/future contract
1/11	S	Juju Hughes	Signed to a reserve/ future contract
1/11	LB	Blake Lynch	Signed to a reserve/ future contract
1/11	TE	Chris Pierce Jr.	Signed to a reserve/ future contract
1/11	TE	Bernhard Seikovits	Signed to a reserve/ future contract
1/11	WR	Auden Tate	Signed to a reserve/ future contract
1/11	CB	Josh Thomas	Signed to a reserve/ future contract
1/11	OL	Badara Traore	Signed to a reserve/ future contract
1/11	WR	Javon Wims	Signed to a reserve/ future contract
3/6	OL	Hayden Howerton	Claimed off waivers from the New England Patriots
3/8	WR	Robbie Anderson	Released
3/10	WR	Greg Dortch	Signed one-year contract
3/10	LB	Markus Golden	Released
3/14	OL	Kelvin Beachum	Signed to two-year contract
3/14	RB	Corey Clement	Signed to one-year contract
3/14	K	Matt Prater	Signed to two-year contract
3/15	OL	Will Hernandez	Signed to two-year contract
3/15	LB	Ezekiel Turner	Signed to one-year contract
3/15	OL	Hjalte Froholdt	Signed to two-year contract
3/15	LB	Kyzir White	Signed to two-year contract
3/20	QB	David Blough	Signed to one-year contract
3/20	WR	Zach Pascal	Signed to two-year contract
3/21	DL	L.J. Collier	Signed to one-year contract
3/21	CB	Antonio Hamilton Sr.	Signed one-year contract
3/21	DL	Jonathan Ledbetter	Resigned to one-year contract
3/21	OL	Dennis Daley	Signed to two-year contract
3/23	LB	Josh Woods	Signed to one-year contract
3/25	LB	Krys Barnes	Signed to one-year contract
3/30	CB	Rashad Fenton	Signed to one-year contract
3/30	DL	Carlos Watkins	Signed to one-year contract
4/10	CB	Kris Boyd	Signed to one-year contract
4/14	OL	Jackson Barton	Signed to one-year contract
4/17	QB	Jeff Driskel	Signed to one-year contract
4/17	S	Jovante Moffatt	Claimed off waivers from the Atlanta Falcons
5/9	S	Andre Chachere	Claimed off waivers from the Philadelphia Eagles
5/10	DL	Ben Stille	Claimed off waivers from the Cleveland Browns
5/11	OL	Jon Gaines II	Signed to a four-year contract
5/11	OL	Paris Johnson Jr.	Signed to a four-year contract
5/11	LB	Owen Pappoe	Signed to a four-year contract
5/11	DL	Dante Stills	Signed to a four-year contract
5/11	QB	Clayton Tune	Signed to a four-year contract
5/11	WR	Michael Wilson	Signed to a four-year contract
5/12	CB	Kei'Trel Clark	Signed to a four-year contract
5/15	K	Elliott Fry	Released
5/15	P	Matt Haack	Signed
5/15	DL	Manny Jones	Released
5/15	LB	Blake Lynch	Released
5/18	CB	Garrett Williams	Signed to a four-year contract
5/26	WR	DeAndre Hopkins	Released
6/5	CB	Dylan Mabin	Signed
6/5	CB	Bobby Price	Signed
6/6	LS	Joe Fortunato	Released
6/8	CB	Kyler McMichael	Claimed off waivers from the Buffalo Bills
6/8	LB	Marvin Pierre	Released
6/12	WR	Brandon Smith	Signed
6/12	WR	Auden Tate	Released
6/14	OL	Julien Davenport	Released
6/14	CB	Josh Thomas	Released
6/15	WR	Javon Wims	Released
7/24	LB	BJ Ojulari	Signed to a four-year contract
7/25	LS	Jack Coco	Signed to one-year contract
7/25	WR	Davion Davis	Signed to one-year contract
7/25	WR	Kaden Davis	Signed to one-year contract
7/25	OL	Pat Elflein	Signed to one-year contract
7/25	LS	Matt Hembrough	Placed on injured reserve
7/25	TE	Chris Pierce Jr.	Released
7/25	TE	Geoff Swaim	Signed to one-year contract
7/26	TE	Zach Ertz	Placed on Active/Physically Unable to Perform list
7/26	QB	Kyler Murray	Placed on Active/Physically Unable to Perform list
7/26	LB	BJ Ojulari	Placed on Active/Physically Unable to Perform list
7/26	CB	Garrett Williams	Placed on Non-Football Injury List
7/29	LB	David Anenih	Signed
7/29	CB	Dylan Mabin	Released
8/4	LS	Jack Coco	Released
8/4	RB	Marlon Mack	Signed
8/9	RB	Marlon Mack	Placed on injured reserve
8/9	RB	Stevie Scott	Signed
8/14	CB	Rashad Fenton	Placed on injured reserve
8/14	RB	Stevie Scott	Released
8/15	S	Sean Chandler	Signed
8/15	TE	Zach Ertz	Activated from Physically Unable to Perform List
8/18	OL	Braylon Jones	Signed
8/21	P	Matt Haack	Released
8/21	RB	Stevie Scott	Signed
8/21	OL	Lachavious Simmons	Waived
8/22	LB	Zach McCloud	Signed
8/24	S	Isaiah Simmons	Traded to the New York Giants for a seventh round pick in the 2024 NFL Draft
8/24	OL	Josh Jones	Traded to the Texans for a fifth round pick in the 2024 NFL Draft
8/24	QB	Joshua Dobbs	Acquired via trade from the Cleveland Browns for a fifth round pick in the 2024 NFL Draft in exchange for a seventh round pick in the 2024 NFL Draft.
8/25	OL	Cohl Cabral	Signed
8/28	CB	Sean Chandler	Released
8/28	OL	Pat Elflein	Placed on Injured Reserve
8/28	CB	Nate Hairston	Released
8/28	QB	Colt McCoy	Released
8/29	LB	David Anenih	Released
8/29	WR	Andre Baccellia	Released
8/29	DL	Eric Banks	Released
8/29	OL	Jackson Barton	Released
8/29	QB	David Blough	Released
8/29	LS	Aaron Brewer	Released
8/29	S	Kendell Brooks	Released
8/29	OL	Cohl Cabral	Released
8/29	S	Andre Chachere	Released
8/29	RB	Corey Clement	Released
8/29	WR	Brian Cobbs	Released
8/29	WR	Davion Davis	Released
8/29	WR	Kaden Davis	Released
8/29	QB	Jeff Driskel	Released
8/29	OL	Jon Gaines II	Placed on Injured Reserve
8/29	TE	Joel Honigford	Released
8/29	OL	Hayden Howerton	Released
8/29	S	Juju Hughes	Released
8/29	OL	Braylon Jones	Released
8/29	DL	Rashard Lawrence	Released
8/29	LB	Zach McCloud	Released
8/29	CB	Kyler McMichael	Waived/injured
8/29	QB	Kyler Murray	Placed on Reserve/Physically Unable to Perform list
8/29	CB	Bobby Price	Released
8/29	RB	Stevie Scott	Released
8/29	TE	Bernhard Seikovits	Released
8/29	DL	Jacob Slade	Released
8/29	WR	Brandon Smith	Released
8/29	OL	Lecitus Smith	Released
8/29	LB	Kyle Soelle	Released
8/29	TE	Noah Togiai	Released
8/29	OL	Badara Traore	Released
8/29	CB	Quavian White	Released
8/29	CB	Garrett Williams	Placed on Reserve/Non-Football Injury list
8/29	WR	Ty'Son Williams	Released
8/30	RB	Daniel Arias	Released
8/30	OL	Trystan Colon	Acquired via waivers from the New York Jets
8/30	OL	Marquis Hayes	Released
8/30	TE	Elijah Higgins	Acquired via waivers from the Miami Dolphins
8/30	OL	Keith Ismael	Acquired via waivers from the San Francisco 49ers
8/30	OL	Ilm Manning	Acquired via waivers from the San Francisco 49ers
8/30	S	Jovante Moffatt	Released
8/30	DL	Ben Stille	Released
8/30	CB	Starling Thomas V	Acquired via waivers from the Detroit Lions
8/30	S	K'Von Wallace	Acquired via waivers from the Philadelphia Eagles.
8/31	OL	Dennis Daley	Placed on Injured Reserve
8/31	OL	Carter O'Donnell	Acquired via waivers from the Indianapolis Colts
8/31	LB	Myjai Sanders	Placed on Injured Reserve
8/31	TE	Blake Whiteheart	Released
9/4	LS	Aaron Brewer	Re-signed to active roster
9/4	CB	Andre Chachere	Signed to the practice squad
9/4	RB	Corey Clement	Signed to the practice squad
9/4	WR	Kaden Davis	Signed to the practice squad
9/4	QB	Jeff Driskel	Signed to the practice squad
9/4	OL	Marquis Hayes	Signed to the practice squad
9/4	OL	Hayden Howerton	Signed to the practice squad
9/4	S	Jovante Moffatt	Signed to the practice squad
9/4	CB	Bobby Price	Signed to the practice squad
9/4	TE	Bernhard Seikovits	International Player practice squad exemption
9/4	DL	Ben Stille	Signed to the practice squad
9/4	CB	Quavian White	Signed to the practice squad
9/4	TE	Blake Whiteheart	Signed to the practice squad
9/9	OL	Jackson Barton	Elevated to the active roster from the practice squad
9/9	S	Andre Chachere	Elevated to the active roster from the practice squad
9/13	LB	Tyreek Maddox-Williams	Signed to the practice squad
9/13	S	Jovante Moffatt	Placed on practice squad/injured reserve list
9/16	DL	Eric Banks	Elevated to the active roster from the practice squad
9/16	S	Andre Chachere	Signed to active roster from practice squad
9/16	DL	L.J. Collier	Placed on injured reserve
9/16	CB	Quavian White	Elevated to the active roster from the practice squad
9/18	S	Budda Baker	Placed on injured reserve
9/18	S	Joey Blount	Signed to the practice squad
9/18	OL	Hayden Howerton	Placed on practice squad injured reserve list
9/18	S	Quantrezz Knight	Signed to the active roster from San Francisco's practice squad
9/19	WR	Daniel Arias	Released from the practice squad
9/19	DL	Jacob Slade	Signed to the practice squad
9/20	WR	Jeff Smith	Signed to the practice squad
9/23	DL	Roy Lopez	Signed to the practice squad
9/23	DL	Jacob Slade	Released from the practice squad
9/23	DL	Carlos Watkins	Placed on injured reserve
9/26	DL	Roy Lopez	Signed to the active roster from the practice squad
9/26	DL	Jacob Slade	Signed to the practice squad
9/26	LB	Davion Taylor	Signed to the practice squad
9/26	CB	Quavian White	Released from the practice squad

CARDINALS PARTICIPATION



2023 REGULAR SEASON ARIZONA CARDINALS PLAYER PARTICIPATION

PLAYERS	1	2	3	4	5	6	7	8	9	10	11	12	13	14	15	16	17	2023			
	AT WAS	NYG	DAL															GP	GS	DNP	IN
Daniel Arias	PS	PS	-	-	-	-	-	-	-	-	-	-	-	-	-	-	-	0	0	0	0
Andre Baccellia	PS	PS	PS	-	-	-	-	-	-	-	-	-	-	-	-	-	-	0	0	0	0
Budda Baker	S	IAJ	IR	-	-	-	-	-	-	-	-	-	-	-	-	-	-	1	1	0	1
Eric Banks	PS	P	PS	-	-	-	-	-	-	-	-	-	-	-	-	-	-	1	0	0	0
Krys Barnes	P	ILB	ILB	-	-	-	-	-	-	-	-	-	-	-	-	-	-	3	2	0	0
Jackson Barton	P	PS	PS	-	-	-	-	-	-	-	-	-	-	-	-	-	-	1	0	0	0
Kelvin Beachum	IAJ	DNP	DNP	-	-	-	-	-	-	-	-	-	-	-	-	-	-	0	0	2	1
Kris Boyd	P	P	P	-	-	-	-	-	-	-	-	-	-	-	-	-	-	3	0	0	0
Aaron Brewer	P	P	P	-	-	-	-	-	-	-	-	-	-	-	-	-	-	3	0	0	0
Marquise Brown	WR	WR	WR	-	-	-	-	-	-	-	-	-	-	-	-	-	-	3	3	0	0
Andre Chachere	P	S	P	-	-	-	-	-	-	-	-	-	-	-	-	-	-	3	1	0	0
Kei'Trel Clark	CB	CB	CB	-	-	-	-	-	-	-	-	-	-	-	-	-	-	3	3	0	0
Corey Clement	PS	PS	PS	-	-	-	-	-	-	-	-	-	-	-	-	-	-	0	0	0	0
L.J. Collier	DE	IR	IR	-	-	-	-	-	-	-	-	-	-	-	-	-	-	1	1	0	0
Zaven Collins	OLB	OLB	OLB	-	-	-	-	-	-	-	-	-	-	-	-	-	-	3	3	0	0
Trystan Colon	P	P	P	-	-	-	-	-	-	-	-	-	-	-	-	-	-	3	0	0	0
James Conner	RB	RB	RB	-	-	-	-	-	-	-	-	-	-	-	-	-	-	3	3	0	0
Nolan Cooney	P	P	P	-	-	-	-	-	-	-	-	-	-	-	-	-	-	3	0	0	0
Dennis Daley	IR	IR	IR	-	-	-	-	-	-	-	-	-	-	-	-	-	-	0	0	0	0
Kaden Davis	PS	PS	PS	-	-	-	-	-	-	-	-	-	-	-	-	-	-	0	0	0	0
Emari Demercado	P	P	P	-	-	-	-	-	-	-	-	-	-	-	-	-	-	3	0	0	0
Victor Dimukeje	OLB	P	OLB	-	-	-	-	-	-	-	-	-	-	-	-	-	-	3	2	0	0
Joshua Dobbs	QB	QB	QB	-	-	-	-	-	-	-	-	-	-	-	-	-	-	3	3	0	0
Greg Dortch	P	P	P	-	-	-	-	-	-	-	-	-	-	-	-	-	-	3	0	0	0
Jeff Driskel	PS	PS	PS	-	-	-	-	-	-	-	-	-	-	-	-	-	-	0	0	0	0
Pat Elflein	IR	IR	IR	-	-	-	-	-	-	-	-	-	-	-	-	-	-	0	0	0	0
Zach Ertz	TE	TE	TE	-	-	-	-	-	-	-	-	-	-	-	-	-	-	3	3	0	0
Rashad Fenton	IR	IR	IR	-	-	-	-	-	-	-	-	-	-	-	-	-	-	0	0	0	0
Leki Fotu	NT	IAJ	NT	-	-	-	-	-	-	-	-	-	-	-	-	-	-	2	2	0	1
Hjalte Froholdt	C	C	C	-	-	-	-	-	-	-	-	-	-	-	-	-	-	3	3	0	0
Jon Gaines II	IR	IR	IR	-	-	-	-	-	-	-	-	-	-	-	-	-	-	0	0	0	0
Dennis Gardeck	P	P	P	-	-	-	-	-	-	-	-	-	-	-	-	-	-	3	0	0	0
Antonio Hamilton Sr.	P	P	P	-	-	-	-	-	-	-	-	-	-	-	-	-	-	3	0	0	0
Marquis Hayes	PS	PS	PS	-	-	-	-	-	-	-	-	-	-	-	-	-	-	0	0	0	0
Matt Hembrough	IR	IR	IR	-	-	-	-	-	-	-	-	-	-	-	-	-	-	0	0	0	0
Will Hernandez	RG	RG	RG	-	-	-	-	-	-	-	-	-	-	-	-	-	-	3	3	0	0
Elijah Higgins	IA	IA	IA	-	-	-	-	-	-	-	-	-	-	-	-	-	-	0	0	0	3
Hayden Howerton	PS	PS/IR	PS/IR	-	-	-	-	-	-	-	-	-	-	-	-	-	-	0	0	0	0
D.J. Humphries	LT	LT	LT	-	-	-	-	-	-	-	-	-	-	-	-	-	-	3	3	0	0
Keaontay Ingram	P	P	P	-	-	-	-	-	-	-	-	-	-	-	-	-	-	3	0	0	0
Keith Ismael	DNP	P	P	-	-	-	-	-	-	-	-	-	-	-	-	-	-	2	0	1	0
Paris Johnson Jr.	RT	RT	RT	-	-	-	-	-	-	-	-	-	-	-	-	-	-	3	3	0	0
Qwuantrez Knight	-	-	P	-	-	-	-	-	-	-	-	-	-	-	-	-	-	1	0	0	0
Jonathan Ledbetter	DE	DE	DE	-	-	-	-	-	-	-	-	-	-	-	-	-	-	3	3	0	0
Roy Lopez	-	-	PS	-	-	-	-	-	-	-	-	-	-	-	-	-	-	0	0	0	0
Jesse Luketa	P	P	P	-	-	-	-	-	-	-	-	-	-	-	-	-	-	3	0	0	0
Marlon Mack	IR	IR	IR	-	-	-	-	-	-	-	-	-	-	-	-	-	-	0	0	0	0
Tyreek Maddox-Williams	-	PS	PS	-	-	-	-	-	-	-	-	-	-	-	-	-	-	0	0	0	0
Iim Manning	IA	IA	IA	-	-	-	-	-	-	-	-	-	-	-	-	-	-	0	0	0	3
Christian Matthew	P	P	P	-	-	-	-	-	-	-	-	-	-	-	-	-	-	3	0	0	0
Trey McBride	P	TE	TE	-	-	-	-	-	-	-	-	-	-	-	-	-	-	3	2	0	0
Jovante Moffatt	PS	PS/IR	-	-	-	-	-	-	-	-	-	-	-	-	-	-	-	0	0	0	0
Rondale Moore	WR	P	P	-	-	-	-	-	-	-	-	-	-	-	-	-	-	3	1	0	0
Kyler Murray	PUP	PUP	PUP	-	-	-	-	-	-	-	-	-	-	-	-	-	-	0	0	0	0
Carter O'Donnell	IA	IA	IA	-	-	-	-	-	-	-	-	-	-	-	-	-	-	0	0	0	3
BJ Ojulari	P	P	P	-	-	-	-	-	-	-	-	-	-	-	-	-	-	3	0	0	0
Owen Pappoe	IA	P	P	-	-	-	-	-	-	-	-	-	-	-	-	-	-	2	0	0	1
Zach Pascal	P	P	P	-	-	-	-	-	-	-	-	-	-	-	-	-	-	3	0	0	0
Matt Prater	P	P	P	-	-	-	-	-	-	-	-	-	-	-	-	-	-	3	0	0	0
Bobby Price	PS	PS	PS	-	-	-	-	-	-	-	-	-	-	-	-	-	-	0	0	0	0
Myjai Sanders	IR	IR	IR	-	-	-	-	-	-	-	-	-	-	-	-	-	-	0	0	0	0
Bernhard Seikovits	IPP	IPP	IPP	-	-	-	-	-	-	-	-	-	-	-	-	-	-	0	0	0	0
Ben Stille	PS	PS	P	-	-	-	-	-	-	-	-	-	-	-	-	-	-	1	0	0	0
Dante Stills	IA	P	P	-	-	-	-	-	-	-	-	-	-	-	-	-	-	2	0	0	1
Kevin Strong	P	P	NT	-	-	-	-	-	-	-	-	-	-	-	-	-	-	3	1	0	0
Geoff Swaim	P	P	P	-	-	-	-	-	-	-	-	-	-	-	-	-	-	3	0	0	0
Cameron Thomas	P	OLB	P	-	-	-	-	-	-	-	-	-	-	-	-	-	-	3	1	0	0
Starling Thomas V	IA	IA	IA	-	-	-	-	-	-	-	-	-	-	-	-	-	-	0	0	0	3
Jalen Thompson	S	S	S	-	-	-	-	-	-	-	-	-	-	-	-	-	-	3	3	0	0
Clayton Tune	DNP	DNP	DNP	-	-	-	-	-	-	-	-	-	-	-	-	-	-	0	0	3	0
Ezekiel Turner	P	P	P	-	-	-	-	-	-	-	-	-	-	-	-	-	-	3	0	0	0
K'Von Wallace	P	S	S	-	-	-	-	-	-	-	-	-	-	-	-	-	-	3	2	0	0
Carlos Watkins	P	DE	IR	-	-	-	-	-	-	-	-	-	-	-	-	-	-	2	1	0	0
Blake Whiteheart	PS	PS	PS	-	-	-	-	-	-	-	-	-	-	-	-	-	-	0	0	0	0
Kyzir White	ILB	ILB	ILB	-	-	-	-	-	-	-	-	-	-	-	-	-	-	3	3	0	0
Quavian White	PS	DNP	PS	-	-	-	-	-	-	-	-	-	-	-	-	-	-	0	0	1	0
Elijah Wilkinson	LG	LG	LG	-	-	-	-	-	-	-	-	-	-	-	-	-	-	3	3	0	0
Garrett Williams	NFI	NFI	NFI	-	-	-	-	-	-	-	-	-	-	-	-	-	-	0	0	0	0
Divaad Wilson	PS	PS	PS	-	-	-	-	-	-	-	-	-	-	-	-	-	-	0	0	0	0
Marco Wilson	CB	CB	CB	-	-	-	-	-	-	-	-	-	-	-	-	-	-	3	3	0	0
Michael Wilson	WR	WR	WR	-	-	-	-	-	-	-	-	-	-	-	-	-	-	3	3	0	0
Josh Woods	ILB	IAJ	IAJ	-	-	-	-	-	-	-	-	-	-	-	-	-	-	1	1	0	2

LEGEND: Position=Started, P=Played, DNP=Did Not Play, IA=On Inactive List, IAJ=Inactive/Injured, PS=Practice Squad, IR=Injured Reserve, PS/IR=Practice Squad/Injured Reserve, NFI=Reserve/Non-Football Injury, PUP=Reserved/Physically Unable to Perform, IPP=International Player Pathway/PS Exemption, -=With Other Team/Not on Roster



CARDINALS STARTERS AND INACTIVES

OFFENSE

DATE	OPPONENT	WR	LT	LG	C	RG	RT	TE	QB	RB
9/10	at Washington	M. Wilson/ M. Brown/ R. Moore	D. Humphries	E. Wilkinson	H. Froholdt	W. Hernandez	P. Johnson Jr.	Z. Ertz	J. Dobbs	J. Conner
9/17	N.Y. Giants	M. Wilson/ M. Brown	D. Humphries	E. Wilkinson	H. Froholdt	W. Hernandez	P. Johnson Jr.	T. McBride/ Z. Ertz	J. Dobbs	J. Conner
9/24	Dallas	M. Wilson/ M. Brown	D. Humphries	E. Wilkinson	H. Froholdt	W. Hernandez	P. Johnson Jr.	T. McBride/ Z. Ertz	J. Dobbs	J. Conner
10/1	at San Francisco	--	--	--	--	--	--	--	--	--
10/8	Cincinnati	--	--	--	--	--	--	--	--	--
10/15	at L.A. Rams	--	--	--	--	--	--	--	--	--
10/22	at Seattle	--	--	--	--	--	--	--	--	--
10/29	Baltimore	--	--	--	--	--	--	--	--	--
11/5	at Cleveland	--	--	--	--	--	--	--	--	--
11/12	Atlanta	--	--	--	--	--	--	--	--	--
11/19	at Houston	--	--	--	--	--	--	--	--	--
11/26	L.A. Rams	--	--	--	--	--	--	--	--	--
12/3	at Pittsburgh	--	--	--	--	--	--	--	--	--
12/17	San Francisco	--	--	--	--	--	--	--	--	--
12/24	at Chicago	--	--	--	--	--	--	--	--	--
12/31	at Philadelphia	--	--	--	--	--	--	--	--	--
1/7	Seattle	--	--	--	--	--	--	--	--	--

DEFENSE

DATE	OPPONENT	DE	NT	DE	OLB	ILB	ILB	OLB	CB	S	DB
9/10	at Washington	L. Collier	L. Fotu	J. Ledbetter	V. Dimukeje	K. White	J. Woods	Z. Collins	M. Wilson/ K. Clark	B. Baker/ J. Thompson	--
9/17	N.Y. Giants	C. Watkins	--	J. Ledbetter	C. Thomas	K. White	K. Barnes	Z. Collins	K. Clark/ M. Wilson	J. Thompson/ K. Wallace	A. Chachere
9/24	Dallas	K. Strong	L. Fotu	J. Ledbetter	V. Dimukeje	K. White	K. Barnes	Z. Collins	K. Clark/ M. Wilson	J. Thompson/ K. Wallace	--
10/1	at San Francisco	--	--	--	--	--	--	--	--	--	--
10/8	Cincinnati	--	--	--	--	--	--	--	--	--	--
10/15	at L.A. Rams	--	--	--	--	--	--	--	--	--	--
10/22	at Seattle	--	--	--	--	--	--	--	--	--	--
10/29	Baltimore	--	--	--	--	--	--	--	--	--	--
11/5	at Cleveland	--	--	--	--	--	--	--	--	--	--
11/12	Atlanta	--	--	--	--	--	--	--	--	--	--
11/19	at Houston	--	--	--	--	--	--	--	--	--	--
11/26	L.A. Rams	--	--	--	--	--	--	--	--	--	--
12/3	at Pittsburgh	--	--	--	--	--	--	--	--	--	--
12/17	San Francisco	--	--	--	--	--	--	--	--	--	--
12/24	at Chicago	--	--	--	--	--	--	--	--	--	--
12/31	at Philadelphia	--	--	--	--	--	--	--	--	--	--
1/7	Seattle	--	--	--	--	--	--	--	--	--	--

2023 REGULAR SEASON INACTIVES

DATE	OPPONENT	1	2	3	4	5	6	7
09/10	at Washington	OL Kelvin Beachum	TE Elijah Higgins	OL Ilm Manning	OL Carter O'Donnell	LB Owen Pappoe	DL Dante Stills	CB Starling Thomas V
09/17	N.Y. Giants	S Budda Baker	DL Leki Fotu	TE Elijah Higgins	OL Ilm Manning	OL Carter O'Donnell	CB Starling Thomas V	LB Josh Woods
09/24	Dallas	TE Elijah Higgins	OL Ilm Manning	OL Carter O'Donnell	CB Starling Thomas V	LB Josh Woods	--	--
10/01	at San Francisco	--	--	--	--	--	--	--
10/08	Cincinnati	--	--	--	--	--	--	--
10/15	at L.A. Rams	--	--	--	--	--	--	--
10/22	at Seattle	--	--	--	--	--	--	--
10/29	Baltimore	--	--	--	--	--	--	--
11/05	at Cleveland	--	--	--	--	--	--	--
11/12	Atlanta	--	--	--	--	--	--	--
11/19	at Houston	--	--	--	--	--	--	--
11/26	L.A. Rams	--	--	--	--	--	--	--
12/03	at Pittsburgh	--	--	--	--	--	--	--
12/17	San Francisco	--	--	--	--	--	--	--
12/24	at Chicago	--	--	--	--	--	--	--
12/31	at Philadelphia	--	--	--	--	--	--	--
01/07	Seattle	--	--	--	--	--	--	--

CARDINALS ROSTER BY POSITION



NO.	NAME	POS.	HT.	WT.	AGE	EXP.	COLLEGE	HOMETOWN	HOW ACQ.
QUARTERBACKS (2)									
9	Dobbs, Joshua	QB	6-3	220	28	4	Tennessee	Alpharetta, GA	TR-23 (Cle)
15	Tune, Clayton	QB	6-3	220	24	R	Houston	Carrollton, TX	D5a-23
RUNNING BACKS (3)									
6	Conner, James	RB	6-1	233	28	7	Pittsburgh	Erie, PA	UFA-21 (Pit)
30	Ingram, Keaontay	RB	6-0	221	23	2	USC	Carthage, TX	D6a-22
31	Demercado, Emari	RB	5-9	215	24	R	Texas Christian	Inglewood, CA	FA-23
WIDE RECEIVERS (5)									
0	Pascal, Zach	WR	6-2	215	28	6	Old Dominion	Upper Marlboro, MD	UFA-23 (Phi)
2	Brown, Marquise	WR	5-9	180	26	5	Oklahoma	Hollywood, FL	TR-22 (Bal)
4	Moore, Rondale	WR	5-7	181	23	3	Purdue	New Albany, IN	D2-21
14	Wilson, Michael	WR	6-2	213	23	R	Stanford	Simi Valley, CA	D3b-23
83	Dortch, Greg	WR	5-7	175	25	3	Wake Forest	Highland Springs, VA	FA-21
TIGHT ENDS (4)									
84	Higgins, Elijah	TE	6-3	235	22	R	Stanford	Austin, TX	WV-23 (Mia)
85	McBride, Trey	TE	6-4	246	23	2	Colorado State	Fort Morgan, CO	D2-22
86	Ertz, Zach	TE	6-5	250	32	11	Stanford	Danville, CA	TR-21 (Phi)
87	Swaim, Geoff	TE	6-4	260	30	9	Texas	Chico, CA	FA-23
OFFENSIVE LINE (10)									
60	Ismael, Keith	OL	6-3	310	25	3	San Diego State	Oakland, CA	WV-23 (SF)
61	O'Donnell, Carter	OL	6-5	313	24	1	Alberta	Calgary, Alberta	WV-23 (Ind)
63	Colon, Trystan	OL	6-3	320	25	4	Missouri	Webb City, MO	WV-23 (NYJ)
65	Wilkinson, Elijah	OL	6-6	314	28	7	Massachusetts	Downingtown, PA	UFA-23 (Atl)
68	Beachum, Kelvin	OL	6-3	308	34	12	SMU	Mexia, TX	FA-20
70	Johnson Jr., Paris	OL	6-6	313	22	R	Ohio State	Cincinnati, Ohio	D1-23
72	Froholdt, Hjalte	OL	6-5	310	27	4	Arkansas	Svendborg, Denmark	UFA-23 (Cle)
73	Manning, IIm	OL	6-2	294	24	R	Hawaii	Glendale, AZ	WV-23 (SF)
74	Humphries, D.J.	OL	6-5	307	29	8	Florida	Union, SC	D1-15
76	Hernandez, Will	OL	6-3	332	28	6	UTEP	Las Vegas, NV	UFA-22 (NYG)
LINEBACKERS (11)									
7	White, Kyzir	LB	6-2	234	27	6	West Virginia	Emmaus, PA	UFA-23 (Phi)
10	Woods, Josh	LB	6-1	236	27	5	Maryland	Baltimore, MD	UFA-23 (Det)
18	Ojulari, BJ	LB	6-2	248	21	R	LSU	Marietta, GA	D2-23
25	Collins, Zaven	LB	6-4	260	24	3	Tulsa	Hominy, OK	D1-21
43	Luketa, Jesse	LB	6-3	253	24	2	Penn State	Ottawa, Ontario	D7b-22
44	Pappoe, Owen	LB	6-0	225	22	R	Auburn	Lawrenceville, GA	D5b-23
45	Gardeck, Dennis	LB	6-0	232	29	6	Sioux Falls	Lake in the Hills, IL	FA-18
47	Turner, Ezekiel	LB	6-2	214	27	6	Washington	Pasadena, MD	FA-18
51	Barnes, Krys	LB	6-2	229	25	4	UCLA	Bakersfield, CA	UFA-23 (GB)
52	Dimukeje, Victor	LB	6-2	262	23	3	Duke	Baltimore, MD	D6a-21
97	Thomas, Cameron	LB	6-4	267	23	2	San Diego State	Carlsbad, CA	D3a-22
DEFENSIVE BACKS (10)									
13	Clark, Kei'Trel	CB	5-10	181	22	R	Louisville	Richmond, VA	D6a-23
20	Wilson, Marco	CB	6-0	191	24	3	Florida	Fort Lauderdale, FL	D4-21
22	Wallace, K'Von	S	5-11	205	26	4	Clemson	Highland Springs, VA	WV-23 (Phi)
24	Thomas V, Starling	CB	5-10	194	23	R	Alabama-Birmingham	Birmingham, AL	WV-23 (Det)
28	Knight, Qwuantrezz	S	6-0	199	25	1	UCLA	Gretna, FL	FA-23
29	Boyd, Kris	CB	5-11	195	27	5	Texas	Gilmer, TX	UFA-23 (Min)
33	Hamilton Sr., Antonio	CB	6-0	195	30	8	South Carolina State	Johnston, SC	FA-21
34	Thompson, Jalen	S	5-11	190	25	5	Washington State	Downey, CA	SD5-19
35	Matthew, Christian	CB	6-2	195	26	2	Valdosta State	Columbus, GA	D7a-22
36	Chachere, Andre	S	6-0	197	27	3	San Jose State	Fresno, CA	WV-23 (Phi)
DEFENSIVE LINE (5)									
55	Stills, Dante	DL	6-4	286	23	R	West Virginia	Fairmont, WV	D6b-23
92	Strong, Kevin	DL	6-4	295	27	5	Texas-San Antonio	Cleveland, TX	UFA-23 (Ten)
93	Ledbetter, Jonathan	DL	6-4	282	26	2	Georgia	Tucker, GA	FA-21
95	Fotu, Leki	DL	6-5	334	25	4	Utah	West Valley City, UT	D4a-20
98	Lopez, Roy	DL	6-2	318	26	3	Arizona	Tempe, AZ	FA-23
SPECIALISTS (3)									
5	Prater, Matt	K	5-10	201	39	17	Central Florida	Estero, FL	UFA-21 (Det)
16	Cooney, Nolan	P	6-3	202	27	1	Syracuse	Summit, NJ	FA-22
46	Brewer, Aaron	LS	6-5	232	33	12	San Diego State	Fullerton, CA	FA-16



CARDINALS HOW THEY WERE BUILT

YEAR	DRAFTEES (18)	FREE AGENTS (23)	TRADES (3)	WAIVERS (8)	SUP. DRAFT (1)
2015	OL D.J. Humphries (1)				
2016		LS Aaron Brewer (FA-16)			
2018		LB Dennis Gardeck (FA-18)			
		LB Ezekiel Turner (FA-18)			
2019					S Jalen Thompson (SD5-19)
2020	DL Leki Fotu (4)	OL Kelvin Beachum (FA-20)			
2021	LB Zaven Collins (1)	RB James Conner (UFA-21 Pit)	TE Zach Ertz (TR-21 Phi)		
	WR Rondale Moore (2)	WR Greg Dortch (FA-21)			
	CB Marco Wilson (4)	CB Antonio Hamilton Sr. (FA-21)			
	LB Victor Dimukeje (6a)	DL Jonathan Ledbetter (FA-21)			
		K Matt Prater (UFA-21 Det)			
2022	TE Trey McBride (2)	P Nolan Cooney (FA-22)	WR Marquise Brown (TR-22 Bal)		
	LB Cameron Thomas (3a)	OL Will Hernandez (UFA-22 NYG)			
	RB Keaontay Ingram (6a)				
	CB Christian Matthew (7a)				
	LB Jesse Luketa (7b)				
2023	OL Paris Johnson Jr. (1)	LB Krys Barnes (UFA-23 GB)	QB Joshua Dobbs (TR-23 Cle)	S Andre Chachere (WV-23 Phi)	
	LB BJ Ojulari (2)	CB Kris Boyd (UFA-23 Min)		OL Trystan Colon (WV-23 NYJ)	
	WR Michael Wilson (3)	RB Emari Demercado (FA-23)		TE Elijah Higgins (WV-23 Mia)	
	LB Owen Pappoe (5a)	OL Hjalte Froholdt (UFA-23 Cle)		OL Keith Ismael (WV-23 SF)	
	QB Clayton Tune (5b)	S Qwuantrezz Knight (FA-23)		OL IIm Manning (WV-23 SF)	
	CB Kei'Trel Clark (6a)	DL Roy Lopez (FA-23)		OL Carter O'Donnell (WV-23 Ind)	
	DL Dante Stills (6b)	WR Zach Pascal (UFA-23 Phi)		CB Starling Thomas V (WV-23 Det)	
		DL Kevin Strong (UFA-23 Ten)		S K'Von Wallace (WV-23 Phi)	
		TE Geoff Swaim (FA-23)			
		LB Kyzir White (UFA-23 Phi)			
		OL Elijah Wilkinson (UFA-23 Atl)			
		LB Josh Woods (UFA-23 Det)			

CARDINALS DEPTH CHART



(As of September 26, 2023)

As Prepared by Team's Media Relations Department

OFFENSE

WR	2 Marquise Brown			
LT	74 D.J. Humphries	61 Carter O'Donnell		
LG	65 Elijah Wilkinson	<u>73 Ilm Manning</u>		
C	72 Hjalte Froholdt	63 Trystan Colon		
RG	76 Will Hernandez	60 Keith Ismael		
RT	<u>70 Paris Johnson Jr.</u>	68 Kelvin Beachum		
TE	86 Zach Ertz	85 Trey McBride	87 Geoff Swaim	<u>84 Elijah Higgins</u>
WR	4 Rondale Moore	83 Greg Dortch		
WR	<u>14 Michael Wilson</u>	0 Zach Pascal		
QB	9 Joshua Dobbs	<u>15 Clayton Tune</u>		
RB	6 James Conner	30 Keontay Ingram	<u>31 Emari Demercado</u>	

DEFENSE

DE	92 Kevin Strong	<u>55 Dante Stills</u>		
NT	95 Leki Fotu	98 Roy Lopez		
DE	93 Jonathan Ledbetter			
OLB	45 Dennis Gardeck	52 Victor Dimukeje	43 Jesse Luketa	
ILB	7 Kyzir White	51 Krys Barnes		
ILB	10 Josh Woods	47 Ezekiel Turner	<u>44 Owen Pappoe</u>	
OLB	25 Zaven Collins	97 Cameron Thomas	<u>18 BJ Ojulari</u>	
CB	<u>13 Kei'Trel Clark</u>	33 Antonio Hamilton Sr.	<u>24 Starling Thomas V</u>	
CB	20 Marco Wilson	35 Christian Matthew	29 Kris Boyd	
S	34 Jalen Thompson	28 Qwuantrezz Knight		
S	22 K'Von Wallace	36 Andre Chachere		

SPECIALISTS

K	5 Matt Prater
P	16 Nolan Cooney
LS	46 Aaron Brewer
H	16 Nolan Cooney
KR	83 Greg Dortch
PR	83 Greg Dortch

PRONUNCIATION GUIDE

Andre Chachere	SASH-er-ay	Qwuantrezz Knight	KWAN-trez
Kei'Trel Clark	KEY-trell	Jesse Luketa	loo-KETT-uh
Emari Demercado	ee-MAR-ee / dee-mer-CAH-doe	Ilm Manning	Elm
Victor Dimukeje	dee-moo-KAY-g	BJ Ojulari	oh-joo-LARR-ee
Leki Fotu	LECK-ee / FOH-too	Owen Pappoe	PAPP-oh
Hjalte Froholdt	YELL-duh / FRO-holt	K'Von Wallace	KAY-von
Keith Ismael	ish-MALE	Kyzir White	KY-zeer

NOTE: Rookies are underlined



CARDINALS ALPHABETICAL ROSTER

NO.	NAME	POS	HT	WT	DOB	EXP	COLLEGE	HOMETOWN	HOW ACQ
51	Barnes, Krys	LB	6-2	229	4/2/1998	4	UCLA	Bakersfield, CA	UFA-23 (GB)
68	Beachum, Kelvin	OL	6-3	308	6/8/1989	12	SMU	Mexia, TX	FA-20
29	Boyd, Kris	CB	5-11	195	9/12/1996	5	Texas	Gilmer, TX	UFA-23 (Min)
46	Brewer, Aaron	LS	6-5	232	7/5/1990	12	San Diego State	Fullerton, CA	FA-16
2	Brown, Marquise	WR	5-9	180	6/4/1997	5	Oklahoma	Hollywood, FL	TR-22 (Bal)
36	Chachere, Andre	S	6-0	197	2/10/1996	3	San Jose State	Fresno, CA	WV-23 (Phi)
13	Clark, Kei'Trel	CB	5-10	181	3/19/2001	R	Louisville	Richmond, VA	D6a-23
25	Collins, Zaven	LB	6-4	260	5/19/1999	3	Tulsa	Hominy, OK	D1-21
63	Colon, Trystan	OL	6-3	320	3/23/1998	4	Missouri	Webb City, MO	WV-23 (NYJ)
6	Conner, James	RB	6-1	233	5/5/1995	7	Pittsburgh	Erie, PA	UFA-21 (Pit)
16	Cooney, Nolan	P	6-3	202	9/18/1996	1	Syracuse	Summit, NJ	FA-22
31	Demercado, Emari	RB	5-9	215	1/20/1999	R	Texas Christian	Inglewood, CA	FA-23
52	Dimukeje, Victor	LB	6-2	262	11/18/1999	3	Duke	Baltimore, MD	D6a-21
9	Dobbs, Joshua	QB	6-3	220	1/26/1995	4	Tennessee	Alpharetta, GA	TR-23 (Cle)
83	Dortch, Greg	WR	5-7	175	5/29/1998	3	Wake Forest	Highland Springs, VA	FA-21
86	Ertz, Zach	TE	6-5	250	11/10/1990	11	Stanford	Danville, CA	TR-21 (Phi)
95	Fottu, Leki	DL	6-5	334	8/23/1998	4	Utah	West Valley City, UT	D4a-20
72	Froholdt, Hjalte	OL	6-5	310	8/20/1996	4	Arkansas	Svendborg, Denmark	UFA-23 (Cle)
45	Gardeck, Dennis	LB	6-0	232	8/9/1994	6	Sioux Falls	Lake in the Hills, IL	FA-18
33	Hamilton Sr., Antonio	CB	6-0	195	1/24/1993	8	South Carolina State	Johnston, SC	FA-21
76	Hernandez, Will	OL	6-3	332	9/2/1995	6	UTEP	Las Vegas, NV	UFA-22 (NYG)
84	Higgins, Elijah	TE	6-3	235	10/27/2000	R	Stanford	Austin, TX	WV-23 (Mia)
74	Humphries, D.J.	OL	6-5	307	12/28/1993	8	Florida	Union, SC	D1-15
30	Ingram, Keaontay	RB	6-0	221	10/26/1999	2	USC	Carthage, TX	D6a-22
60	Ismael, Keith	OL	6-3	310	7/25/1998	3	San Diego State	Oakland, CA	WV-23 (SF)
70	Johnson Jr., Paris	OL	6-6	313	7/3/2001	R	Ohio State	Cincinnati, Ohio	D1-23
28	Knight, Qwuantrizz	S	6-0	199	10/10/1997	1	UCLA	Gretna, GA	FA-23
93	Ledbetter, Jonathan	DL	6-4	282	9/12/1997	2	Georgia	Tucker, FL	FA-21
98	Lopez, Roy	DL	6-2	318	8/7/1997	3	Arizona	Tempe, AZ	FA-23
43	Luketa, Jesse	LB	6-3	253	1/15/1999	2	Penn State	Ottawa, Ontario	D7b-22
73	Manning, Ilm	OL	6-2	294	7/23/1999	R	Hawaii	Glendale, AZ	WV-23 (SF)
35	Matthew, Christian	CB	6-2	195	10/26/1996	2	Valdosta State	Columbus, GA	D7a-22
85	McBride, Trey	TE	6-4	246	11/22/1999	2	Colorado State	Fort Morgan, CO	D2-22
4	Moore, Rondale	WR	5-7	181	6/9/2000	3	Purdue	New Albany, IN	D2-21
61	O'Donnell, Carter	OL	6-5	313	12/23/1998	1	Alberta	Calgary, Alberta	WV-23 (Ind)
18	Ojulari, BJ	LB	6-2	248	4/5/2002	R	LSU	Marietta, GA	D2-23
44	Pappoe, Owen	LB	6-0	225	9/29/2000	R	Auburn	Lawrenceville, GA	D5b-23
0	Pascal, Zach	WR	6-2	215	12/18/1994	6	Old Dominion	Upper Marlboro, MD	UFA-23 (Phi)
5	Prater, Matt	K	5-10	201	8/10/1984	17	Central Florida	Estero, FL	UFA-21 (Det)
55	Stills, Dante	DL	6-4	286	12/14/1999	R	West Virginia	Fairmont, WV	D6b-23
92	Strong, Kevin	DL	6-4	295	8/5/1996	5	Texas-San Antonio	Cleveland, TX	UFA-23 (Ten)
87	Swaim, Geoff	TE	6-4	260	9/16/1993	9	Texas	Chico, CA	FA-23
97	Thomas, Cameron	LB	6-4	267	7/1/2000	2	San Diego State	Carlsbad, CA	D3a-22
24	Thomas V, Starling	CB	5-10	194	1/25/2000	R	Alabama-Birmingham	Birmingham, AL	WV-23 (Det)
34	Thompson, Jalen	S	5-11	190	7/18/1998	5	Washington State	Downey, CA	SD5-19
15	Tune, Clayton	QB	6-3	220	3/23/1999	R	Houston	Carrollton, TX	D5a-23
47	Turner, Ezekiel	LB	6-2	214	6/9/1996	6	Washington	Pasadena, MD	FA-18
22	Wallace, K'Von	S	5-11	205	7/25/1997	4	Clemson	Highland Springs, VA	WV-23 (Phi)
7	White, Kyzir	LB	6-2	234	3/24/1996	6	West Virginia	Emmaus, PA	UFA-23 (Phi)
65	Wilkinson, Elijah	OL	6-6	314	2/10/1995	7	Massachusetts	Downingtown, PA	UFA-23 (Atl)
20	Wilson, Marco	CB	6-0	191	3/3/1999	3	Florida	Fort Lauderdale, FL	D4-21
14	Wilson, Michael	WR	6-2	213	2/23/2000	R	Stanford	Simi Valley, CA	D3b-23
10	Woods, Josh	LB	6-1	236	7/1/1996	5	Maryland	Baltimore, MD	UFA-23 (Det)
Injured Reserve (10)									
3	Baker, Budda	S	5-10	195	1/10/1996	7	Washington	Bellevue, WA	D2-17
91	Collier, L.J.	DL	6-2	291	9/12/1995	5	TCU	Munday, Texas	UFA-23 (Sea)
71	Daley, Dennis	OL	6-6	326	8/7/1996	5	South Carolina	Columbia, S.C.	UFA-23 (Ten)
50	Elflein, Pat	OL	6-3	305	7/6/1994	7	Ohio State	Pickerington, OH	FA-23
24	Fenton, Rashad	CB	5-11	193	2/17/1997	5	South Carolina	Miami, FL	UFA-23 (Atl)
59	Gaines II, Jon	OL	6-4	303	5/24/1999	R	UCLA	Wauwatosa, WI	D4-23
39	Hembrough, Matt	LS	6-3	236	5/17/1999	R	Oklahoma State	Lisle, IL	FA-23
32	Mack, Marlon	RB	5-11	210	3/7/1996	7	South Florida	Sarasota, Fla	FA-23
41	Sanders, Myjai	LB	6-5	248	7/12/1998	2	Cincinnati	Jacksonville, FL	D3b-22
94	Watkins, Carlos	DL	6-3	305	12/5/1993	7	Clemson	Forest City, NC	UFA-23 (Dal)
Practice Squad (16)									
82	Baccellia, Andre	WR	5-10	175	1/7/1997	2	Washington	Thousand Oaks, CA	FA-21
96	Banks, Eric	DL	6-5	274	1/30/1998	2	Texas-San Antonio	Memphis, TN	FA-22
66	Barton, Jackson	OL	6-7	302	8/8/1995	3	Utah	Park City, UT	UFA-23 (LV)
32	Blount, Joey	S	6-1	201	11/16/1998	2	Virginia	Atlanta, GA	FA-23
23	Clement, Corey	RB	5-10	220	11/2/1994	7	Wisconsin	Glassboro, NJ	FA-22
17	Davis, Kaden	WR	6-1	190	9/25/1998	1	Northwest Missouri State	Ellsworth, KS	FA-23
19	Driskel, Jeff	QB	6-4	235	4/23/1993	6	Louisiana Tech	Oviedo, FL	UFA-23 (Hou)
78	Hayes, Marquis	OL	6-5	318	2/14/1999	1	Oklahoma	St. Louis, MO	D7-22
58	Maddox-Williams, Tyreek	LB	6-0	228	10/28/1997	1	Rutgers	Philadelphia, PA	FA-23
26	Price, Bobby	CB	6-3	208	4/25/1998	3	Norfolk State	Virginia Beach, VA	FA-23
79	Slade, Jacob	DL	6-3	293	2/23/2000	R	Michigan State	Lewis Center, OH	FA-23
81	Smith, Jeff	WR	6-1	195	4/21/1997	5	Boston College	St. Petersburg, Fla.	FA-23
90	Stille, Ben	DL	6-4	296	11/12/1997	2	Nebraska	Ashland, NE	WV-23 (Cle)
54	Taylor, Davion	LB	6-1	230	8/5/1998	3	Colorado	Magnolia, MS	FA-23
89	Whiteheart, Blake	TE	6-4	247	3/22/2000	R	Wake Forest	Winston-Salem, NC	FA-23
27	Wilson, Divaad	CB	6-0	195	1/26/2000	R	Central Florida	Miami, Fla.	FA-23
International Player Pathway/PS Exemption (1)									
80	Seikovits, Bernhard	TE	6-5	262	7/24/1997	1	No College	Vienna, Austria	FA-21
Practice Squad/Injured Reserve (1)									
75	Howerton, Hayden	OL	6-3	300	2/11/1999	1	Southern Methodist	Katy, TX	WV-23 (NE)
Reserve/Non-Football Injury (1)									
21	Williams, Garrett	DB	5-10	192	6/1/2001	R	Syracuse	Harrisburg, NC	D3a-23
Reserved/Physically Unable to Perform (1)									
1	Murray, Kyler	QB	5-10	207	8/7/1997	5	Oklahoma	Allen, TX	D1-19

CARDINALS NUMERICAL ROSTER



NO.	NAME	POS	HT	WT	DOB	EXP	COLLEGE	HOW ACQ
0	Zach Pascal	WR	6-2	215	12/18/1994	6	Old Dominion	UFA-23 (Phi)
2	Marquise Brown	WR	5-9	180	6/4/1997	5	Oklahoma	TR-22 (Bal)
4	Rondale Moore	WR	5-7	181	6/9/2000	3	Purdue	D2-21
5	Matt Prater	K	5-10	201	8/10/1984	17	Central Florida	UFA-21 (Det)
6	James Conner	RB	6-1	233	5/5/1995	7	Pittsburgh	UFA-21 (Pit)
7	Kyzir White	LB	6-2	234	3/24/1996	6	West Virginia	UFA-23 (Phi)
9	Joshua Dobbs	QB	6-3	220	1/26/1995	4	Tennessee	TR-23 (Cle)
10	Josh Woods	LB	6-1	236	7/1/1996	5	Maryland	UFA-23 (Det)
13	Kei'Trel Clark	CB	5-10	181	3/19/2001	R	Louisville	D6a-23
14	Michael Wilson	WR	6-2	213	2/23/2000	R	Stanford	D3b-23
15	Clayton Tune	QB	6-3	220	3/23/1999	R	Houston	D5a-23
16	Nolan Cooney	P	6-3	202	9/18/1996	1	Syracuse	FA-22
18	BJ Ojulari	LB	6-2	248	4/5/2002	R	LSU	D2-23
20	Marco Wilson	CB	6-0	191	3/3/1999	3	Florida	D4-21
22	K'Von Wallace	S	5-11	205	7/25/1997	4	Clemson	WV-23 (Phi)
24	Starling Thomas V	CB	5-10	194	1/25/2000	R	Alabama-Birmingham	WV-23 (Det)
25	Zaven Collins	LB	6-4	260	5/19/1999	3	Tulsa	D1-21
28	Qwuantrez Knight	S	6-0	199	10/10/1997	1	UCLA	FA-23
29	Kris Boyd	CB	5-11	195	9/12/1996	5	Texas	UFA-23 (Min)
30	Keaontay Ingram	RB	6-0	221	10/26/1999	2	USC	D6a-22
31	Emari Demercado	RB	5-9	215	1/20/1999	R	Texas Christian	FA-23
33	Antonio Hamilton Sr.	CB	6-0	195	1/24/1993	8	South Carolina State	FA-21
34	Jalen Thompson	S	5-11	190	7/18/1998	5	Washington State	SD5-19
35	Christian Matthew	CB	6-2	195	10/26/1996	2	Valdosta State	D7a-22
36	Andre Chachere	S	6-0	197	2/10/1996	3	San Jose State	WV-23 (Phi)
43	Jesse Luketa	LB	6-3	253	1/15/1999	2	Penn State	D7b-22
44	Owen Pappoe	LB	6-0	225	9/29/2000	R	Auburn	D5b-23
45	Dennis Gardeck	LB	6-0	232	8/9/1994	6	Sioux Falls	FA-18
46	Aaron Brewer	LS	6-5	232	7/5/1990	12	San Diego State	FA-16
47	Ezekiel Turner	LB	6-2	214	6/9/1996	6	Washington	FA-18
51	Krys Barnes	LB	6-2	229	4/2/1998	4	UCLA	UFA-23 (GB)
52	Victor Dimukeje	LB	6-2	262	11/18/1999	3	Duke	D6a-21
55	Dante Stills	DL	6-4	286	12/14/1999	R	West Virginia	D6b-23
60	Keith Ismael	OL	6-3	310	7/25/1998	3	San Diego State	WV-23 (SF)
61	Carter O'Donnell	OL	6-5	313	12/23/1998	1	Alberta	WV-23 (Ind)
63	Trystan Colon	OL	6-3	320	3/23/1998	4	Missouri	WV-23 (NYJ)
65	Elijah Wilkinson	OL	6-6	314	2/10/1995	7	Massachusetts	UFA-23 (Atl)
68	Kelvin Beachum	OL	6-3	308	6/8/1989	12	SMU	FA-20
70	Paris Johnson Jr.	OL	6-6	313	7/3/2001	R	Ohio State	D1-23
72	Hjalte Froholdt	OL	6-5	310	8/20/1996	4	Arkansas	UFA-23 (Cle)
73	Ilm Manning	OL	6-2	294	7/23/1999	R	Hawaii	WV-23 (SF)
74	D.J. Humphries	OL	6-5	307	12/28/1993	8	Florida	D1-15
76	Will Hernandez	OL	6-3	332	9/2/1995	6	UTEP	UFA-22 (NYG)
83	Greg Dortch	WR	5-7	175	5/29/1998	3	Wake Forest	FA-21
84	Elijah Higgins	TE	6-3	235	10/27/2000	R	Stanford	WV-23 (Mia)
85	Trey McBride	TE	6-4	246	11/22/1999	2	Colorado State	D2-22
86	Zach Ertz	TE	6-5	250	11/10/1990	11	Stanford	TR-21 (Phi)
87	Geoff Swaim	TE	6-4	260	9/16/1993	9	Texas	FA-23
92	Kevin Strong	DL	6-4	295	8/5/1996	5	Texas-San Antonio	UFA-23 (Ten)
93	Jonathan Ledbetter	DL	6-4	282	9/12/1997	2	Georgia	FA-21
95	Leki Fotu	DL	6-5	334	8/23/1998	4	Utah	D4a-20
97	Cameron Thomas	LB	6-4	267	7/1/2000	2	San Diego State	D3a-22
98	Roy Lopez	DL	6-2	318	8/7/1997	3	Arizona	FA-23

Reserved/Physically Unable to Perform (1)

1	Kyler Murray	QB	5-10	207	8/7/1997	5	Oklahoma	D1-19
---	--------------	----	------	-----	----------	---	----------	-------

Reserve/Non-Football Injury (1)

21	Garrett Williams	DB	5-10	192	6/1/2001	R	Syracuse	D3a-23
----	------------------	----	------	-----	----------	---	----------	--------

COACHING STAFF

HEAD COACH: Jonathan Gannon

ASSISTANTS:

Jeff Rodgers (Asst. Head Coach/Special Teams Coordinator), Drew Petzing (Offensive Coordinator), Nick Rallis (Defensive Coordinator), Drew Terrell (Passing Game Coordinator/Wide Receivers), Clayton Adams (Offensive Line), Kenny Bell (Director, Football Strategy), Jason Benguche (Asst. Strength & Conditioning), Ronald Booker (Defensive Quality Control), Chris Cook (Asst. Offensive Line), Austry Denson (Running Backs), Everett Gathron (Asst. Strength & Conditioning), Blaine Gautier (Bill Bidwill Fellowship), Derrick LeBlanc (Defensive Line), Evan Marcus (Head Strength & Conditioning), Buddy Morris (Senior Conditioning Coordinator), Mark Naylor (Asst. Strength & Conditioning), William Peagler (Asst. Defensive Line), Jay Razzano (Coaching Asst.), Rob Rodriguez (Outside Linebackers), Kyle Sammons (Sports Science Coordinator/Asst. Strength & Conditioning), Brandon Schwab (Asst. to the Head Coach), Connor Senger (Offensive Quality Control), Sam Sewell (Asst. Special Teams), Sam Siefkes (Linebackers), Ryan Smith (Cornerbacks), Ben Steele (Tight Ends), Shea Thompson (Director, Football Performance), Patrick Toney (Defensive Backs), Spencer Whipple (Pass Game Specialist), Israel Woolfork (Quarterbacks)

2023 NFL STANDINGS AND SCHEDULE

Team	W	L	T	Div	Conf	Wk 1	Wk 2	Wk 3	Wk 4	Wk 5	Wk 6	Wk 7	Wk 8	Wk 9	Wk 10	Wk 11	Wk 12	Wk 13	Wk 14	Wk 15	Wk 16	Wk 17	Wk 18	
NFC EAST																								
Philadelphia	3	0	0	0-0	2-1	at NE	MIN	at TB	WSH	at LAR	at NYJ	MIA	at WSH	DAL	BYE	at KC	BUF	SF	at DAL	at SEA	NYG	ARI	at NYG	
Dallas	2	1	0	1-0	1-1	at NYG	NYJ	at ARI	NE	at SF	at LAC	BYE	LAR	at PHI	NYG	at CAR	WSH	SEA	PHI	at BUF	at MIA	DET	at WSH	
Washington	2	1	0	0-0	1-0	ARI	at DEN	BUF	at PHI	CHI	at ATL	at NYG	PHI	at NE	at SEA	NYG	at DAL	MIA	BYE	at LAR	at NYJ	SF	at NYG	
NY Giants	1	2	0	0-1	1-2	DAL	at ARI	at SF	SEA	at MIA	at BUF	WSH	NYJ	at LV	at DAL	at WSH	NE	BYE	GB	at NO	at PHI	LAR	PHI	
NFC NORTH																								
Green Bay	2	1	0	1-0	2-1	at CHI	at ATL	NO	DET	at LV	BYE	at DEN	MIN	LAR	at PIT	LAC	at DET	KC	at NYG	TB	at CAR	at MIN	CH	
Detroit	2	1	0	0-0	1-1	at KC	SEA	ATL	at TB	CAR	at TB	at BAL	LV	BYE	at LAC	CHI	GB	at NO	at CHI	DEN	at MIN	at DAL	MIN	
Minnesota	0	3	0	0-0	0-2	TB	at PHI	LAC	at CAR	KC	at CHI	SF	at GB	at ATL	NO	at DEN	CHI	BYE	at LV	at CIN	DET	GB	at DET	
Chicago	0	3	0	0-1	0-2	GB	at TB	at KC	DEN	at WSH	MIN	LV	at LAC	at NO	CAR	at DET	at MIN	BYE	DET	at CLE	ARI	ATL	at GB	
NFC SOUTH																								
Atlanta	2	1	0	1-0	2-1	CAR	at LAR	at DET	0	HOU	WSH	at TB	at TEN	MIN	at ARI	BYE	NO	at NYJ	TB	at CAR	IND	at CHI	at NO	
New Orleans	2	1	0	1-0	1-1	TEN	at CAR	at GB	TB	at NE	at HOU	JAX	at IND	CHI	at MIN	BYE	at ATL	DET	CAR	NYG	at LAR	at TB	ATL	
Tampa Bay	2	1	0	0-0	2-1	at MIN	CHI	PHI	at NO	BYE	DET	ATL	at BUF	at HOU	TEN	at SF	at IND	CAR	at ATL	at GB	JAX	NO	at CAR	
Carolina	0	3	0	0-2	0-3	at ATL	NO	at SEA	MIN	at DET	at MIA	BYE	HOU	IND	at CHI	DAL	at TEN	at TB	at NO	ATL	GB	at JAX	TB	
AFC WEST																								
San Francisco	3	0	0	1-0	2-0	at PIT	at LAR	NYG	ARI	DAL	at CLE	at MIN	CIN	BYE	at JAX	TB	at SEA	at PHI	SEA	at ARI	BAL	at WSH	LAR	
Seattle	2	1	0	0-1	2-1	LAR	at DET	CAR	at NYG	BYE	at CIN	ARI	CLE	at BAL	WSH	at LAR	SF	at DAL	at SF	PHI	at TEN	PIT	at AR	
LA Rams	1	2	0	1-1	1-1	at SEA	SF	at CIN	at IND	PHI	ARI	PIT	at DAL	at GB	BYE	SEA	at ARI	CLE	at BAL	WSH	NO	at NYG	at SF	
Arizona	1	2	0	0-0	1-2	at WSH	NYG	DAL	at SF	CIN	at LAR	at SEA	BAL	at CLE	ATL	at HOU	LAR	at PIT	BYE	SF	at CHI	at PHI	SEA	
AFC EAST																								
Miami	3	0	0	1-0	3-0	at LAC	at NE	DEN	at BUF	NYG	CAR	at PHI	NE	at KC	BYE	LV	at NYJ	at WSH	TEN	NYJ	DAL	at BAL	BUF	
Buffalo	2	1	0	0-1	1-1	at NYJ	LV	at WSH	MIA	JAX	NYG	at NE	TB	at CIN	DEN	NYJ	at PHI	BYE	at KC	DAL	at LAC	NE	at MIA	
New England	1	2	0	1-1	1-1	PHI	MIA	at NYJ	at DAL	NO	at LV	BUF	at MIA	WSH	IND	BYE	at NYG	LAC	at PIT	KC	at DEN	at BUF	NYJ	
NY Jets	1	2	0	1-1	1-1	BUF	at DAL	NE	KC	at DEN	PHI	BYE	at NYG	LAC	at LV	at BUF	MIA	ATL	HOU	at MIA	WSH	at CLE	at NE	
AFC NORTH																								
Pittsburgh	2	1	0	1-0	2-0	SF	CLE	at LV	at HOU	BAL	BYE	at LAR	JAX	TEN	GB	at CLE	at CIN	ARI	NE	at IND	CIN	at SEA	at BAL	
Baltimore	2	1	0	1-0	2-1	HOU	at CIN	IND	at CLE	at PIT	at TEN	DET	at ARI	SEA	CLE	CIN	at LAC	BYE	LAR	at JAX	at SF	MIA	PIT	
Cleveland	2	1	0	1-1	2-1	CIN	at PIT	TEN	BAL	BYE	SF	at IND	at SEA	ARI	at BAL	PIT	at DEN	at LAR	JAX	CHI	at HOU	NYJ	at CIN	
Cincinnati	1	2	0	0-2	0-2	at CLE	BAL	LAR	at TEN	at ARI	SEA	BYE	at SF	BUF	HOU	at BAL	PIT	at JAX	IND	MIN	at PIT	at KC	CLE	
AFC SOUTH																								
Indianapolis	2	1	0	1-1	2-1	JAX	at HOU	at BAL	LAR	TEN	at JAX	CLE	NO	at CAR	at NE	BYE	TB	at TEN	at CIN	PIT	at ATL	LV	HOU	
Houston	1	2	0	1-1	1-2	at BAL	IND	at JAX	at PIT	at ATL	NO	BYE	at CAR	TB	at CIN	ARI	JAX	DEN	at NYJ	at TEN	CLE	TEN	at IND	
Tennessee	1	2	0	0-0	1-1	at NO	LAC	at CLE	CIN	at IND	BAL	BYE	ATL	at PIT	at TB	at JAX	CAR	IND	at MIA	HOU	SEA	at HOU	JAX	
Jacksonville	1	2	0	1-1	1-2	at IND	KC	HOU	ATL	at BUF	IND	at NO	at PIT	BYE	SF	TEN	at HOU	CIN	at CLE	BAL	at TB	CAR	at TEN	
AFC WEST																								
Kansas City	2	1	0	0-0	1-0	DET	at JAX	CHI	at NYJ	at MIN	DEN	LAC	at DEN	MIA	BYE	PHI	at LV	at GB	BUF	at NE	LV	CIN	at LAC	
Las Vegas	1	2	0	1-0	1-2	at DEN	at BUF	PIT	at LAC	GB	NE	at CHI	at DET	NYG	NYJ	at MIA	KC	BYE	MIN	LAC	at KC	at IND	DEN	
LA Chargers	1	2	0	0-0	0-2	MIA	at TEN	at MIN	LV	BYE	DAL	at KC	CHI	at NYJ	DET	at GB	BAL	at NE	DEN	at LV	BUF	at DEN	KC	
Denver	0	3	0	0-1	0-2	LV	WSH	at MIA	at CHI	NYJ	at KC	GB	KC	BYE	at BUF	MIN	CLE	at HOU	LAC	at DET	NE	LAC	at LV	

Bolded and Underlined Opponent - win *Italics* - Tie ***Clinched Division Title* ***Clinched Playoff Berth* ****Clinched First-Round Bye*