

ARIZONA CARDINALS

WEEK 17
GAME RELEASE
#AZvsATL

Mark Dalton - Sr. Vice President, Media Relations
Mike Helm - Sr. Manager, Media Relations

Chris Melvin - Sr. Director, Media Relations
Imani Suber - Media Relations Coordinator



ARIZONA CARDINALS (4-11) VS. ATLANTA FALCONS (5-10) Mercedes-Benz Stadium | January 1, 2023 | 11:00 AM



THIS WEEK'S PREVIEW

The Cardinals travel to Atlanta this week to face the Falcons in the first of back-to-back road games to wrap up the 2022 season. This marks the fourth time in the last five meetings between these two teams that they will square off in Atlanta.

Although the Cardinals lead the all-time series 17-15, Arizona heads to the Peach State looking for its first road win against the Falcons since 1993. Road wins haven't come easy for either team in this series. The last 11 games have been won by the home team. That includes the Cardinals only game against the Falcons during Kliff Kingsbury's tenure, a 34-33 win at State Farm Stadium in 2019.

One of the NFL's top road teams over the last three seasons (2020-22), the Cardinals will be shooting for a milestone victory on Sunday. Should Arizona come out on top this weekend, it would mark the team's 16th road win dating back to 2020. That would mark the most in franchise history in any three-year span (current record is 15 between 2013-15 and 2020-22).

Atlanta has been solid at home this season, with four of its five wins coming at Mercedes-Benz Stadium. The Falcons - who will be playing at home for the first time in nearly a month - are 3-1 in their last four games at home.

The injuries that have plagued the Cardinals this season have also had a significant impact on the Falcons. The starting QBs for both teams - AZ's **Kyler Murray** and ATL's Marcus Mariota - are out for the season with knee injuries. With Cardinals QB **Colt McCoy's** status still uncertain due to a concussion suffered in Week 15, it is unknown which Arizona signal-caller will start against Atlanta rookie Desmond Ridder, who will be making his third consecutive start.

The Falcons rookie QB will see a familiar face when he looks across the line of scrimmage this week in former Cincinnati teammate LB **Myjai Sanders**. The two played four seasons (2018-21) together with the Bearcats before each was selected in the third round of the 2022 NFL Draft (Ridder 74th overall to ATL; Sanders 100th overall to AZ).

After facing Atlanta on Sunday, the Cardinals travel to San Francisco in Week 18 to take on the 49ers in the season finale at Levi's Stadium. Atlanta will wrap up its 2022 campaign at home against the Buccaneers.



ARIZONA CARDINALS - 2022 SCHEDULE

Date	Opponent	Regular Season Location	AZ Time
Sep. 11	KANSAS CITY	State Farm Stadium	L, 21-44
Sep. 18	@ Las Vegas	Allegiant Stadium	W, 29-23 (OT)
Sep. 25	L.A. RAMS	State Farm Stadium	L, 12-20
Oct. 2	@ Carolina	Bank of America Stadium	W, 26-16
Oct. 9	PHILADELPHIA	State Farm Stadium	L, 17-20
Oct. 16	@ Seattle	Lumen Field	L, 9-19
Oct. 20	NEW ORLEANS#	State Farm Stadium	W, 42-34
Oct. 30	@ Minnesota	U.S. Bank Stadium	L, 26-34
Nov. 6	SEATTLE	State Farm Stadium	L, 21-31
Nov. 13	@ L.A. Rams	SoFi Stadium	W, 27-17
Nov. 21	SAN FRANCISCO^	Estadio Azteca (Mexico City)	L, 10-38
Nov. 27	L.A. CHARGERS	State Farm Stadium	L, 24-25
	-BYE-		
Dec. 12	NEW ENGLAND^	State Farm Stadium	L, 13-27
Dec. 18	@ Denver	Empower Field at Mile High	L, 15-24
Dec. 25	TAMPA BAY>	State Farm Stadium	L, 16-19 (OT)
Jan. 1	@ Atlanta	Mercedes-Benz Stadium	11:00 AM
TBD	@ San Francisco	Levi's Stadium	TBD

Prime Video Thursday Night Football
^ ESPN Monday Night Football
> NBC Sunday Night Football
* Subject to flexible scheduling decisions

GAME RELEASE INDEX

Page	Contents
2	Cardinals-Falcons Matchup Notes
3	By The Numbers / What To Look For / Week 17 NFL Schedule
5-8	Season Highlights / Injuries Hamper Cardinals
9	Michael Bidwill / Violet Bidwill / Super Bowl LVII in Arizona
10-11	DeAndre Hopkins Highlights
12	A.J. Green Highlights
13	Marquise Brown / Robbie Anderson
14-15	J.J. Watt Highlights
16	Special Teams Highlights / Matt Prater / Andy Lee
17-66	2022 Statistics / Rosters / Depth Chart / 2022 NFL Standings

THIS WEEK'S HIGHLIGHTS

- **This week, DE J.J. Watt announced that he will retire at the conclusion of the 2022 season. A 3-time NFL Defensive Player of the Year and 5-time 1st-team All-Pro, he will leave the game as one of the most dominant defensive linemen in NFL history.**
- The Cardinals penultimate game of the 2022 season takes the team to Atlanta for a Week 17 matchup with the Falcons. Arizona travels to Atlanta seeking for its first road win in the series since 1993.
- Arizona is looking for its fourth road win of the season and its 19th road win of the Kliff Kingsbury era.
- After facing Tom Brady - the most decorated QB in NFL history making his 331st career start - last week the Cardinals defense will now go up against Falcons rookie QB Desmond Ridder who is set to make his third career start.
- Rookie TE **Trey McBride** has more receptions in his last three games (10) than he had in his first 11 (9). He has over twice as many receiving yards in the last three games (100) as he had in the first 11 (46).
- **CB Marco Wilson posted the first multi-INT game of his career last week vs. Bucs QB Tom Brady, finishing with two INTs. It was just the 14th time in Brady's 380 games played (regular season and postseason) that a player picked him off twice in a single game.**
- WR **Greg Dortch** had the most productive game of his career vs. Tampa Bay, posting a career-high 123 scrimmage yards. He had 98 receiving yards on a career-high 10 receptions while also adding 25 rushing yards on three carries.

BROADCAST INFORMATION



National Broadcast: FOX / **Play-By-Play:** Jason Benetti **Analyst:** Brady Quinn **Sideline:** Megan Olivi
Cardinals Radio: Arizona Sports 98.7 FM / **Play-By-Play:** Dave Pasch **Analyst:** Ron Wolfley **Sideline:** Paul Calvisi
Cardinals Spanish Radio: KHOV 105.1 FM / **Play-By-Play:** Luis Hernandez **Analyst:** Jose Romero



CARDINAL-FALCONS CONNECTIONS

FALCONS CONNECTIONS

Cardinals Assoc. Head Coach/WRs coach **Shawn Jefferson** played for the Falcons from 2000-02. In three seasons, he appeared in 45 regular season games (27 starts) and amassed 124 receptions for 1,755 yards and five TDs.

Cardinals LBs coach **Bill Davis** was the Falcons LBs coach from 2001-03.

Cardinals Head Athletic Trainer **Tom Reed** was an assistant athletic trainer for the Falcons from 1999-2007.

Cardinals Assistant Athletic Trainer **Chad Cook** interned with the Falcons in 2007 and was promoted to a full-time position in 2008.

CARDINALS CONNECTIONS

Falcons OL **Colby Gossett** played one season with the Cardinals in 2018.

Falcons WR **Damiere Byrd** played one season with Arizona in 2019 and appeared in 11 games, hauling in 32 receptions for 359 yards and a TD.

Falcons LBs coach **Frank Bush** was Arizona's LBs coach for three seasons (2004-06), adding the title of assistant head coach during his final season.

Falcons D-Line coach **Gary Emanuel** spent one season as an intern/fellow in 2000 on the Cardinals coaching staff

GEORGIA CONNECTIONS

Cardinals CB **Christian Matthew** played at Georgia Southern (2015-17) and then at Valdosta State as a grad transfer in 2021. At Georgia Southern, he appeared in nine games and recorded 19 tackles, an INT and three passes defended. During his lone season at Valdosta State, he played in all 14 games and finished the season with 37 tackles, an INT and 15 passes defended.

ARIZONA CONNECTIONS

Falcons CB **Isaiah Oliver** was born in Goodyear, AZ and earned first-team All-State and All-Section honors as a senior at Brophy Prep in Phoenix, AZ.

Falcons WR **Frank Darby** played four seasons (2017-20) at Arizona State, appearing in 40 games and posting 67 receptions for 1,317 yards and 13 TDs.

Falcons OLBs coach **Ted Monachino** spent five seasons (2001-05) at Arizona State as the D-line coach.

PRO/COLLEGE CONNECTIONS

Cardinals WR **DeAndre Hopkins** (2010-12) played with Falcons DL **Grady Jarrett** (2012-14) at Clemson.

Cardinals S **Budda Baker** (2014-16) and LB **Zeke Turner** (2015-17) played with Falcons T **Kaleb McGary** (2015-18) at the University of Washington.

SANDERS AND RIDDER SQUARE OFF

After spending the previous four years (2018-21) as his teammate at the University of Cincinnati, Cardinals rookie LB **Myjai Sanders** will be on the hunt for Falcons rookie QB **Deshaun Watson** on Sunday in Atlanta.

The duo's four seasons playing together in Cincinnati was the most successful four-year stint in school history as the team posted a 44-7 record. **They were then both selected in the 3rd-round of the 2022 NFL Draft (Ridder 74th overall to ATL; Sanders 100th overall to AZ).**

A two-time 1st-team AAC selection (2020-21) at Cincinnati, Sanders was a semifinalist for the Bednarik Award as the best defensive player in college football in 2020.

A two-time (2020-21) AAC Offensive Player of the Year, Ridder was responsible for more career TDs (113) and more total yards (12,418) than any other player in AAC history.



2022 SEASON STATISTICS

Statistic	AZ	Rank	ATL	Rank
Points Scored/Game	20.5	21	21.0	17
Points Allowed/Game	26.1	30	23.3	t-23
TDs Scored	34	t-16	33	t-19
TDs Allowed	45	t-29	38	t-17
Rushing TDs	14	t-12	14	t-12
Passing TDs	15	t-22	15	t-22
Return TDs	5	2	4	t-3
Rushing TDs Allowed	17	26	15	t-18
Passing TDs Allowed	26	t-29	23	t-22
Return TDs Allowed	2	t-10	0	t-1
Sacked/Yards Lost	41/316	23	34/209	15
Fumbles/Lost	24/7	t-9	19/10	t-23
Field Goals Made	24/27	t-18	27/32	t-9
Total Yards/Game	327.0	22	315.8	27
Opp. Total Yards/Game	354.8	22	373.0	28
Rushing Yards/Game	112.4	20	160.8	3
Opp. Rushing Yards/Game	114.3	12	133.5	24
Passing Yards/Game	214.6	18	155.0	31
Opp. Passing Yards/Game	240.5	26	239.5	25
Turnover Ratio	-2	t-20	-3	t-22
Average Time of Possession	30:17	11	29:18	21


CARDS AMONG THE NFL'S BEST ON THE ROAD

The Cardinals - who tied the NFL single-season record with eight road wins in 2021 - have been one of the NFL's best road teams over the last few seasons.

Dating back to 2021, only the Eagles (.765) have a better winning percentage on the road than the Cardinals (.733).

NFL Leaders Road Winning Percentage (2021-22)

Rnk	Team	Win%	W	L
1	Philadelphia	.765	13	4
2	Arizona	.733	11	4
3t	Kansas City	.688	11	5
3t	Buffalo	.688	11	5
5	Dallas	.667	10	5



The Cardinals also hold a 15-8 road record over the last three seasons (2020-22). In that span, only Kansas City (.792) and Buffalo (.708) have a higher road winning percentage than Arizona (.682).

NFL Leaders - Road Winning Percentage (2020-22)

Rnk	Team	Win%	W	L
1	Kansas City	.792	19	5
2	Buffalo	.708	17	7
3	Arizona	.652	15	8
4t	San Francisco	.625	15	9
4t	Tampa Bay	.625	15	9
4t	Tennessee	.625	15	9

Of the Cardinals 15 road wins over the last three seasons (2020-22), an NFL-high 12 have come by 10+ points.

NFL Leaders - Road Wins of 10+ Points (2020-22)

Rnk	Team	Wins
1	Arizona	12
2	Buffalo	11
3t	Tampa Bay	8
3t	Kansas City	8
3t	Baltimore	8
3t	San Francisco	8

WHERE AZ RANKS ON THE ROAD (2021-22)

Below is a look at where the Cardinals rank on the road in a number of statistical categories over the last two seasons (2021-22).

Statistic	Total	NFL Rnk
Turnover Margin	+18	1 st
Forced Fumbles	20	1 st
Fumble Recoveries	17	1 st
Fewest Turnovers	13	1 st
Time of Possession	32:52	1 st
Points Off Turnovers	122	2 nd
Wins	11	t-2 nd
Takeaways	31	t-2 nd
Sacks by Defense	50	3 rd
Rushing TDs	18	t-4 th
Point Differentials	+96	t-4 th
Points/Game	26.6	5 th
Total TDs	46	t-6 th



GREEN GOES BACK TO GEORGIA

Prior to embarking on a highly successful career in the NFL, WR **A.J. Green** was one of the most accomplished receivers ever to come out of the University of Georgia.

Green played three seasons (2008-10) for the Bulldogs, hauling in 166 receptions for 2,619 yards and 23 TDs in just 32 games. He left the program ranked third in school history in both receptions and receiving yards, and second in school history in TD receptions.

Named to Georgia's Team of the Decade, Green exploded onto the scene as a true freshman in 2008. Appearing in 13 games that season, Green caught 56 passes for a career-high 963 yards and eight TDs, earning SEC Freshman of the Year honors from the conference coaches and 1st-team All-SEC honors from the AP. He established school freshman records for receptions, receiving yards and TD receptions, leading the SEC in both TD catches and receiving yards (963) and finished fifth in receptions.

GEORGIA TO PLAY OHIO STATE NIGHT BEFORE CARDS-FALCONS

Just 17 hours prior to the Cardinals and Falcons kicking off on Sunday at Mercedes-Benz Stadium, Green's beloved Bulldogs will kick off their Chick-Fil-A Peach Bowl CFP matchup vs. Ohio State at the same venue.

In addition to Green, Cardinals DL **Jonathan Ledbetter** - a native of Tucker, GA - will be rooting for his alma mater on Saturday night. Ledbetter played in 43 games over four seasons at Georgia, tallying 122 tackles, 14.5 tackles for loss, 4.5 sacks and two forced fumbles.

Rooting for Ohio State will be Cardinals OL **Billy Price**, who spent five seasons (2013-17) in Columbus and started all 55 possible games during his career. He set school records for both starts and consecutive starts.



BY THE NUMBERS

213

Total games missed due to injury for 34 different Cardinals players so far this season.

78

Different players who have appeared in at least one game for Arizona in 2022. Only Tennessee (82) and the L.A. Rams (80) have had more players appear in a game this season.

16

Players the Cardinals currently have on injured reserve, including 11 players on offense. Only Tennessee and Denver (both with 19) have more players on injured reserve.

70

Career FGs of 50+ yards for K Matt Prater. That is the most in NFL history - and 12 more than the player that ranks #2 on the list (58 - Sebastian Janikowski).

74.5

Prater's career FG percentage on attempts of 50+ yards (70-of-94). That is the best mark in NFL history among players with 30+ attempts.

4

FGs of 50+ yards for Prater in the last two games (50, 53, 55 and 56 yards). It marks the first time in his career he has had multiple FGs of 50+ yards in back-to-back games.

6

Cardinals players who have 40+ receptions this season: DeAndre Hopkins (64), Marquise Brown (60), Zach Ertz (47), Greg Dortch (44), James Conner (43) and Rondale Moore (41). Arizona and the L.A. Chargers (6) are the only teams who have at least six players with 40+ receptions in 2022.

2

INTs for CB Marco Wilson last week against Buccaneers QB Tom Brady. It was Wilson's first game with multiple INTs at either the college or NFL levels. It also marked just the 14th time in Brady's 380 games played (regular season and postseason) that a player picked him off twice in a single game.

26

Total TDs for RB James Conner in 27 games with the Cardinals. That is tied with David Johnson for the most in franchise history in a player's first 27 games with the team.

22

Rushing TDs for Conner in 27 games with the Cardinals. That is tied with Hall of Famer Ernie Nevers for the most in franchise history in a player's first 27 games with the team.

6

Consecutive games in which Conner has at least one TD (rushing or receiving). That is tied for the third-longest streak in franchise history. A Cardinals player has had at least one TD in at least six consecutive games four times and Conner is responsible for two of those streaks.

9.5

Sacks for DE J.J. Watt this season. He has nearly as many sacks in 14 games played in 2022 (9.5) as he had in the previous three seasons (2019-21) combined (10.0).

7.0

Sacks for Watt in the last eight games. That is twice as many as he had in his first 13 games with the Cardinals (3.5).

111.5

Career sacks for Watt. Among active players, only Von Miller (123.5), Cameron Jordan (112.5) and Chandler Jones (112.0) have more.

145

Consecutive games in which WR DeAndre Hopkins has at least one reception, the longest active streak in the NFL. In the Super Bowl era, only three players had a longer streak than Hopkins to open their career.

574

Tackles for S Budda Baker in the last five seasons (2018-22). That is 105 more than the player who ranks #2 on the list - Cincinnati's S Jessie Bates III (469).

111

Tackles for Baker this season. It the fourth time in his career Baker has recorded 100+ tackles in a season: 100 in 2018, 147 in 2019, 118 in 2020. Baker's 111 tackles this season rank fourth among NFL DBs.

5

Return TDs for the Cardinals this season (3 INT Return, 2 FR). Arizona's five return TDs rank second in the NFL behind only New England (7).

100

Receiving yards for rookie TE Trey McBride in his last three games. That is over twice as many yards as he had in his first 11 games played this season (46). McBride also has more receptions in his last three games (10) than he had in his first 11 (9).

WHAT TO LOOK FOR IN WEEK 17

WITH A WIN...

- The Cardinals would have more road wins in the last three seasons (16) than in any other three-year stretch in franchise history.
- The Cardinals would improve to 4-3 on the road in 2022. Arizona would also improve to 12-4 on the road dating back to last season and 16-8 on the road dating back to 2020.
- Arizona would earn its first road win at Atlanta since 1993.

MILESTONES WITHIN REACH

DE J.J. Watt

- With a half-sack, Watt would have 10.0 sacks in 2022. It would mark his sixth career season with double-digit sacks and second (16.0 in 2018) in the last seven years.
- A sack of Falcons rookie QB Desmond Ridder would make him the 48th different QB Watt has sacked in his career.
- With 1.0 sack, Watt would have 10.5 sacks in 2022. He would have more sacks in 15 games played this season (10.5) than he had in the previous three seasons (2019-21) combined (10.0).

RB James Conner

- With 1 TD (of any kind), Conner would have at least one TD in seven consecutive games. That would tie for the longest streak in franchise history: Conner (7 straight in 2021), John David Crow (7 straight in 1959-60).
- With 2 TDs (of any kind), Conner would have 28 TDs in 28 games with the Cardinals. That would tie David Johnson for the most in franchise history in a player's first 28 games with the team.
- With 2 TDs (of any kind), Conner would join Larry Fitzgerald (3, 2007-09), David Johnson (2, 2015-16), Stump Mitchell (2, 1984-85) and Roy Green (2, 1983-84) as the only players in franchise history with 10+ TDs in consecutive seasons.

WR DeAndre Hopkins

- With 1 reception, Hopkins would have at least one catch in 146 consecutive games. That would extend the longest active streak in the NFL.
- With 10 receptions, Hopkins would have 10+ catches in four of 10 games played this season. He would join Larry Fitzgerald (4 in 2017) as the only players in franchise history with at least four games of 10+ receptions in a season.

WR A.J. Green

- With a TD catch, Green would have 70 TD receptions in his career. He would join Davante Adams (85), Mike Evans (78) and teammate DeAndre Hopkins (71) as the only active players with 70+ career TD receptions.

WEEK 17 AROUND THE NFL

Thursday, December 29

Dallas Cowboys at Tennessee Titans - 6:15 PM (Prime Video)

Sunday, January 1

Arizona Cardinals at Atlanta Falcons - 11:00 AM (FOX)
Chicago Bears at Detroit Lions - 11:00 AM (FOX)
Jacksonville Jaguars at Houston Texans - 11:00 AM (CBS)
Denver Broncos at Kansas City Chiefs - 11:00 AM (CBS)
Miami Dolphins at New England Patriots - 11:00 AM (CBS)
Indianapolis Colts at New York Giants - 11:00 AM (CBS)
New Orleans Saints at Philadelphia Eagles - 11:00 AM (FOX)
Carolina Panthers at Tampa Bay Buccaneers - 11:00 AM (FOX)
Cleveland Browns at Washington Commanders - 11:00 AM (FOX)
San Francisco 49ers at Las Vegas Raiders - 2:05 PM (FOX)
New York Jets at Seattle Seahawks - 2:05 PM (FOX)
Minnesota Vikings at Green Bay Packers - 2:25 PM (CBS)
Los Angeles Rams at Los Angeles Chargers - 2:25 PM (CBS)
Pittsburgh Steelers at Baltimore Ravens - 6:20 PM (NBC)

Monday, January 2

Buffalo Bills at Cincinnati Bengals - 6:30 PM (ESPN, ABC)

KEEPING UP WITH THE CARDINALS

The Cardinals 2022 media guide can be found at the team's media site on NFL Online Media Guide (www.NFLOMG.com).

The all-encompassing media resource is updated continuously and will include the following:

- Traditional media guide information
- Player bios that feature career and seasons stats updated in real-time.
- Official league statistics from NFL GSIS
- Tweet-ready charts and stat grids that update in real time
- Customizable in-game reports
- Final game books and statistics
- Records and milestones tracked live
- Postgame quotes



INJURIES CONTINUE TO PLAGUE ARIZONA

The Cardinals have spent the entire 2022 season missing critical pieces on both offense and defense. **Arizona has already had a franchise-record 78 different players see action so far this season. Only Tennessee (82) and the L.A. Rams (80) have had more.**

2022 NFL Leaders

Most Players to Appear in a Game

Rnk	Team	Players
1	Tennessee	82
2	L.A. Rams	80
3	Arizona	78
4	Denver	77
5	Detroit	76



The last three games has seen the situation get significantly worse. In Week 14 vs. New England on Monday Night Football starting QB **Kyler Murray** (knee), DT **Zach Allen** (hand) and CB **Marco Wilson** (stinger) were all lost due to injury. In Week 15 at Denver backup QB **Colt McCoy** was forced from the game due to a concussion. Last week vs. Tampa Bay, S **Budda Baker** (shoulder) and LS **Aaron Brewer** (pec) suffered injuries.

That leaves Arizona potentially going into this week's game at Atlanta without:

- Starting QB (**Kyler Murray**)
- Backup QB (**Colt McCoy**)
- Starting WR (**Rondale Moore**)
- Starting TE (**Zach Ertz**)
- 3 Starting O-Linemen (**D.J. Humphries**, **Rodney Hudson**, **Justin Pugh**)
- Starting S (**Budda Baker**)
- Top Cornerback (**Byron Murphy Jr.**)
- Starting DT (**Zach Allen**)
- Starting NT (**Rashard Lawrence**)
- Starting LB (**Nick Vigil**)
- Long Snapper (**Aaron Brewer**)

The Cardinals have had 34 different players miss a combined 213 games due to injury this season and that list will grow following this week's matchup.

Players Missing Games Due to Injury in 2022

Player	Gms
OL Marquis Hayes (IR)	15
OL Josh Miles (IR)	15
WR Antoine Wesley (IR)	15
S Tae Daley*	12
S Charles Washington	11
OL Rodney Hudson (IR)	11
LB Nick Vigil (IR)	11
DL Rashard Lawrence (IR)	10
OL Justin Pugh (IR)	10
RB Darrel Williams (IR)	9
OL D.J. Humphries (IR)	7
WR Rondale Moore (IR)	7
OL Cody Ford	6
QB Colt McCoy	6
CB Byron Murphy, Jr. (IR)	6
RB Jonathan Ward*	6
WR Marquise Brown	5
TE Zach Ertz (IR)	5
OL Max Garcia	5
CB Antonio Hamilton	5
CB Trayvon Mullen, Jr.	5
OL Will Hernandez	4
QB Kyler Murray (IR)	4
K Matt Prater	4
RB James Conner	3
OL Rashaad Coward	3
LB Dennis Gardeck	3
DT Zach Allen	2
CB Christian Matthew	2
LB Ezekiel Turner	2
WR Greg Dortch	1
WR A.J. Green	1
DL J.J. Watt	1
CB Marco Wilson	1

NOTES ON THE INJURIES

- **Arizona has had 35 different players see action on offense and 34 different players see action on defense.**
- **Only the Titans (19) and Broncos (19) have more players on IR than the Cardinals (16).**
- **Of the 16 players currently on injured reserve for the Cardinals, 11 are offensive players.**
- **The Cardinals have had 15 different starting lineups on offense. That is tied for the most in the NFL.**
- **The Cardinals have had 13 different starting lineups on defense.**
- **On offense, 11 different starters have missed a combined 54 games due to injury.**
- **OL Kelvin Beachum is the only offensive player to start every game for the Cardinals this season.**
- **Just 14 players have appeared in every game this season.**
- **Three of the Cardinals five starting O-Linemen to the begin the season are on IR.**

CARDS UP TO 10 DIFFERENT O-LINE COMBOS

The Cardinals have had 10 different starting O-Line combinations so far this season.

Along the O-Line, Arizona has had:

- 8 different starting O-Line combinations in the last 11 games
- 7 different starting O-Line combinations in the last 9 games
- 4 different starting O-Line combinations in the last 5 games
- 12 different players start at least one game on the O-Line (2nd most in NFL behind Rams-14)
- 5 O-Linemen currently on IR (Rams lead NFL with 6)
- Of the five starting O-Linemen to begin the season, 4 (Humphries, Hudson, Pugh, Hernandez) have missed a combined 32 games

WATT IN DOMINANT FORM IN FINAL SEASON

DE **J.J. Watt** has been one of the NFL's most dominant defenders over the past decade-plus.



In 2022 - **which Watt this week announced will be his final NFL season** - he has been putting up the type of numbers that made him a perennial All-Pro and Pro Bowler during his time in Houston.

Watt leads the Cardinals in sacks (9.5), QB hits (21) and tackles for loss (14) while adding 33 tackles, six passes defended, a forced fumble and a fumble recovery in 2022.

Watt now has:

- **Nearly as many sacks in 14 games in 2022 (9.5) as he had in his previous three seasons (2019-21) combined (10.0)**
- **Twice as many sacks in the last eight games (7.0) as he had in his first 13 games with the Cardinals (3.5).**

NEARLY UNSTOPPABLE THE LAST TWO MONTHS

Watt has been on a remarkable run in the last eight games, posting 7.0 sacks, 17 QB hits, 10 tackles for loss, three passes defended, a forced fumble and a fumble recovery in that stretch.

In Week 15 at Denver he finished with five tackles, 3.0 sacks, three tackles for loss, three QB hits, a forced fumble and a pass defended.

WATT IN ELITE COMPANY IN 2022

Watt is the only player in the NFL this season with 9.0+ sacks and 6+ passes defended. Among D-Linemen in 2022, Watt is tied for ninth in sacks and is tied for sixth in passes defended.

2022 Sack Leaders (D-Line)

Rnk	Player (Team)	Sacks
1	Nick Bosa (SF)	17.5
2	Myles Garrett (Cle)	13.5
3	Brian Burns (Car)	12.5
4t	Quinnen Williams (NYJ)	12.0
4t	Chris Jones (KC)	12.0
6	Maxx Crosby (LV)	11.5
7	Josh Sweat (Phi)	11.0
8	Javon Hargrave (Phi)	10.0
9t	J.J. Watt (AZ)	9.5
9t	Yannick Ngakoue (Ind)	9.5
9t	Daron Payne (Was)	9.5

2022 Pass Defensed Leaders (D-Line)

Rnk	Player (Team)	PD
1	Zach Allen (AZ)	8
2t	Drake Jackson (SF)	7
2t	Jeffery Simmons (Ten)	7
2t	Derrick Brown (Car)	7
2t	George Karlaftis (KC)	7
6t	J.J. Watt (AZ)	6
6t	Carlos Dunlap II (KC)	6
6t	D.J. Jones (Den)	6
6t	Tear Tar (Ten)	6

111.5 SACKS AND CLIMBING

Watt has 111.5 sacks in his career. Only three active players have more.

Active NFL Leaders – Career Sacks

Rnk	Player (1st Year)	Sacks
1	Von Miller (2011)	123.5
2	Cameron Jordan (2011)	112.5
3	Chandler Jones (2012)	112.0
4	J.J. Watt (2011)	111.5
5	Justin Houston (2011)	111.0

Watt currently sits in 26th place on the NFL's all-time sacks list.

NFL History – Career Sacks (All-Time)

Rnk	Player	Sacks	Years
1	Bruce Smith+	200.0	1985-2003
2	Reggie White+	198.0	1985-2000
3	Kevin Greene+	160.0	1985-1999
4	Julius Peppers	159.5	2002-2018
5	Chris Doleman+	150.5	1985-1999
6	Michael Strahan+	141.5	1993-2007
7	Jason Taylor+	139.5	1997-2011
8	Terrell Suggs	139.0	2003-2019
9	DeMarcus Ware	138.5	2005-2016
10t	John Randle+	137.5	1990-2003
10t	Richard Dent+	137.5	1983-1997
12	Jared Allen	136.0	2004-2015
13	John Abraham	133.5	2000-2014
14t	Leslie O'Neal	132.5	1986-1999
14t	Lawrence Taylor+	132.5	1981-1993
16	Rickey Jackson+	128.0	1981-1995
17	Derrick Thomas+	126.5	1989-1999
18	Dwight Freeney	125.5	2002-2017
19	Von Miller#	123.5	2011-
20	Robert Mathis	123.0	2003-2016
21	Simeon Rice	122.0	1996-2007
22	Clyde Simmons	121.5	1986-2000
23	Sean Jones	113.0	1984-1996
24	Cameron Jordan#	112.5	2011-
25	Chandler Jones#	112.0	2012-
26	J.J. Watt#	111.5	2011-
+Hall of Fame Inductee	#Active Player		



CONNER NOW AT SIX STRAIGHT WITH A TD

After scoring one TD in his first six games played this season, RB James Conner has seven TDs in his last six games played. (missed Weeks 6-8 due to injury).

Conner has at least one TD (rushing or receiving) in each of the last six games, tying the third-longest streak in franchise history. A Cardinals player has had at least one TD in at least six consecutive games four times and Conner is responsible for two of those streaks.

Franchise Record - Consecutive Games w/ TD

Rnk	Player (Year)	Gms	Game #s
1t	James Conner (2021)	7	Games 7-13
1t	John David Crow (1959-60)	7	Games 11-12 in '59; Games 1-5 in '60
3t	James Conner (2022)	6	Games 10-15
3t	Anquan Boldin (2008)	6	Games 2-4; 7-9
5t	16 times	5	

26 TOUCHDOWNS IN 27 GAMES WITH ARIZONA

Against the Buccaneers last week, Conner scored his seventh rushing TD of the season on a 22-yard run in the fourth quarter.

The TD run vs. Tampa Bay gives Conner 26 total TDs in 27 regular season games with the Cardinals. That is tied for the most in franchise history in a player's first 27 games with the team.

Franchise Record - TDs in 1st 27 Games w/ Team

Rnk	Player (Years)	TDs
1t	RB James Conner (2021-22)	26
1t	RB David Johnson (2015-16)	26
3t	HB John David Crow (1958-60)	22
3t	HB Ernie Nevers (1929-30)	22
5	RB Donny Anderson (1972-73)	20

Conner has 22 rushing TDs and four receiving TDs since joining the Cardinals last season. **His 22 rushing TDs are also tied for the most in franchise history in a player's first 27 games with the team.**



Franchise Record - Rushing TDs in 1st 27 Games w/ Team

Rnk	Player (Years)	TDs
1t	James Conner (2021-22)	22
1t	Ernie Nevers (1929-30)	22
3t	Kenyan Drake (2019-20)	18
3t	David Johnson (2015-16)	18
5	Tim Hightower (2008-09)	16

ALL HE HAS DONE IS SCORE SINCE SIGNING WITH ARIZONA

Conner signed with the Cardinals as a free agent last season and he has 26 TDs since then. Only Chargers RB Austin Ekeler (34) has more TDs over the last two seasons (2021-22).

NFL Leaders - Total TDs (2021-22)

Rnk	Player (Team)	TDs	Rush	Rec
1	RB Austin Ekeler (LAC)	36	23	13
2	RB James Conner (AZ)	26	22	4
3t	RB Joe Mixon (Cin)	24	19	5
3t	RB Jonathan Taylor (Ind)	24	22	2
5t	WR Davante Adams (LV)	23	0	23
5t	RB Ezekiel Elliott (Dal)	23	21	2
5t	RB Derek Henry (Ten)	23	23	0
5t	WR Cooper Kupp (LAR)	23	1	22
5t	QB Jalen Hurts (Phi)	23	23	0

CONNER SCORES A LOT AGAINST DIVISION OPPONENTS

Since joining the Cardinals last season, Conner has played 10 games against NFC West opponents. **He has 14 TDs in those contests. No player in the NFL has more TDs in division games over the last two seasons.**

NFL Leaders - TDs vs. Division Opponents (2021-22)

Rnk	Player (Team)	TDs	Division
1	RB James Conner (AZ)	14	NFC West
2	WR Davante Adams (LV)	12	NFC North/AFC West
3	RB Ezekiel Elliott (Dal)	11	NFC East
4t	RB Austin Ekeler (LAC)	10	AFC West
4t	TE Travis Kelce (KC)	10	AFC West

YARDS PILING UP FOR CONNER AS WELL

Touchdowns aren't the only thing coming at a quicker pace for Conner this season. **He has also posted his five best rushing yardage totals of the season in the last six games.**

In that six-game stretch, Conner has rushed for 458 yards and six TDs on 106 carries (4.3 avg.).

In Week 12 against the Chargers, Conner rushed for 120 yards on 25 carries (4.8 avg.). **It was his first 100-yard outing as a member of the Cardinals and his first since 2020 as a member of the Steelers.**

After posting 75+ rushing yards just twice in his first 23 games with the Cardinals, Conner has 75+ rushing yards in three of the last four contests.



PRATER THE BEST-EVER FROM 50+

Among K Matt Prater's three FGs last week vs. Tampa Bay were kicks of 56 and 53 yards.

He now has 70 career FGs of 50+ yards, further extending his NFL record. He has 12 more than the player who ranks second on the all-time list.

NFL History - Field Goals Made of 50+ Yards

Rnk	Player	50+
1	Matt Prater (2007-)	70
2	Sebastian Janikowski (2000-18)	58
3	Justin Tucker (2012-)	55
4	Jason Hanson (1992-12)	52
5	Adam Vinatieri (1996-19)	45

Prater has four made FGs of 50+ yards in the last two games and 11 made FGs of 50+ yards as a member of the Cardinals. Despite having played in just 28 games with Arizona, his 11 FGs of 50+ yards are the second-most in franchise history.

Franchise Record - FGs of 50+ Yards (Career)

Rnk	Player (Years)	50+	Gms Played
1	Neil Rackers (2003-09)	16	100
2	Matt Prater (2021-22)	11	28
3	Greg David (1991-96)	9	87
4	Jay Feely (2010-13)	8	64
5	Zane Gonzalez (2018-20)	6	33

The last two games - FGs of 50 and 55 yards @ Denver in Week 15; FGs of 56 and 53 yards vs. Tampa Bay - mark the first time in his career Prater has had multiple made FGs of 50+ yards in back-to-back games.

In franchise history, a player has had at least four made FGs of 50+ yards in a season six times. Prater is now responsible for two of those campaigns in his two seasons with the Cardinals, including a franchise single-season record seven FGs of 50+ yards in 2021.

Franchise Record - FGs of 50+ Yards (Season)

Rnk	Player (Year)	50+
1	Matt Prater (2021)	7
2	Neil Rackers (2005)	6
3	Neil Rackers (2004)	5
4t	Matt Prater (2022)	4
4t	Phil Dawson (2017)	4
4t	Greg Davis (1993)	4

PRATER AS ACCURATE AS HE IS PROLIFIC

Prater's NFL-record 70 FGs of 50+ yards haven't come through sheer volume. He is also the most accurate kicker in NFL history from 50+ yards. Prater has made 70-of-94 FG attempts from 50+ yards in his career. His 74.5% success rate is the best in NFL history (min. 30 attempts).

NFL History - FG Percentage From 50+ Yards

Rnk	Player	Pct.	Made	Att
1	Matt Prater	74.5	70	94
2	Stephen Gostkowski	74.4	32	43
3	Jeff Wilkins	72.2	26	36
4t	Robbie Gould	70.6	36	51
4t	Rob Bironas	70.6	24	34

ANOTHER BIG GAME FOR DORTCH

During his first four seasons (2018-21) in the NFL, WR Greg Dortch spent time with five teams (Jets, Panthers, Rams, Falcons and Cardinals) and was released six different times.

He appeared in just seven games with three receptions for 15 yards during that span. Now in his second season with Arizona in 2022, Dortch has been a key contributor for the Cardinals.

He joins DeAndre Hopkins and Rondale Moore as the only Cardinals players this season with multiple games of 90+ receiving yards.

In 14 games (3 starts) this season, Dortch has:

- 44 receptions for 422 yards and 2 TDs
- 5 rush attempts for 29 yards
- 26 punt returns for 172 yards
- 11 kickoff returns for 218 yards

DORTCH HIGHLIGHTS IN 2022

WEEK 16 VS. TAMPA BAY: Against the Buccaneers on Sunday Night Football, Dortch finished with a career-high 123 scrimmage yards. He had 98 receiving yards on a career-high 10 receptions while also finishing with a career-high 25 rushing yards on three carries.

WEEK 11 VS. SAN FRANCISCO: Against the 49ers in Mexico City on Monday Night Football, Dortch hauled in 9 receptions for 103 yards. It was the first 100-yard receiving performance of his career.

WEEK 2 AT LAS VEGAS: Dortch scored his first career TD in the OT win over the Raiders, hauling in a five-yard catch in the third quarter. It was Dortch's first TD catch since in his sophomore year at Wake Forest in 2018.



BAKER REACHES 100 FOR THE FOURTH TIME

After finishing with nine tackles vs. Tampa Bay last week, 5 Budda Baker now has 111 tackles this season. That total ranks fourth among all NFL DBs in 2022.

2022 NFL Leaders - Total Tackles (DBs)

Rnk	Player (Team)	Tkl
1	Jalen Pitre (Hou)	126
2t	Julian Love (NYG)	112
2t	Jonathan Owens (Hou)	112
4	Budda Baker (AZ)	111
5	Derwin James, Jr. (LAC)	109

The 2022 season is Baker's fourth with 100+ tackles: 102 in 2018, 147 in 2019 and 118 in 2020.

Dating back to his first season as a starter in 2018, Baker is the only defensive back in the NFL with at least four seasons of 100+ tackles.

NFL Leaders Seasons w/ 100+ Tackles by DB (2018-22)

Rnk	Player (Team)	100+
1	Budda Baker (AZ)	4
2t	Derwin James III (LAC)	3
2t	Jessie Bates (Cin)	3
2t	Jordan Poyer (Buf)	3
4t	5 players tied	2

SETTING THE STANDARD AT SAFETY

A five-time Pro Bowl selection and three-time All-Pro, Baker has been piling up tackles at a remarkable clip in recent years.

Over the last five seasons (2018-22), Baker leads all NFL DBs in total (574) and solo (409) tackles - and leads by a wide margin.

In terms of total tackles, Baker has more than 100 more than the player ranked #2 on the list - Cincinnati's Jessie Bates III (469).

NFL Leaders - Total Tackles by a DB (2018-22)

Rnk	Player (Team)	Tackles	Solo	GP
1	Budda Baker (AZ)	574	409	77
2	Jessie Bates III (Cin)	469	322	78
3	Jordan Poyer (Buf)	464	325	75
4	Kevin Byard (Ten)	460	314	80
5	Vonn Bell (Cin)	457	307	76

BAKER STEALS SECOND OF THE SEASON IN DENVER

Baker recorded his second INT of the season when he picked off a Brett Rypien pass at the AZ 1-yard line late in the third quarter at Denver in Week 15.

After going without an INT in his first 50 career games, Baker now has seven INTs in his last 43 games played.



YOUNG GUYS IN THE MIDDLE

In the middle of the Cardinals defense is a pair of young linebackers that the team selected in the first round in consecutive drafts: 23-year old second-year LB Zaven Collins and 24-year old third-year LB Isaiah Simmons.

Collins was taken 16th overall in the 2021 NFL Draft out of Tulsa and Simmons was taken 8th overall in 2020 out of Clemson. The duo have been standouts on the Cardinals defense in 2022.

Through 15 games this season, the duo has combined for:

- 178** Tackles
- 5.0** Sacks
- 3** INTs
- 2** INT Return TDs
- 14** Tackles for Loss
- 12** Passes Defensed
- 7** QB hits
- 3** Forced Fumbles
- 1** Fumble Recovery



SIMMONS A PLAYMAKER FOR CARDS "D"

LB Isaiah Simmons has been one of the Cardinals top defensive playmakers over the last two months.

In his last nine games, Simmons has 61 tackles, two INTs (one returned for a TD), 3.0 sacks, a forced fumble, a fumble recovery and seven passes defensed.

Simmons has posted either a sack or an INT in five of the last nine games this season.

Simmons' stat sheet this season highlights - yet again - his ability to make plays all over the field, whether it be in the opponents backfield or in the secondary.

He has 85 tackles, 3.0 sacks, 4 tackles for loss, 3 QB hits, 2 INTs, 7 passes defensed, 2 forced fumbles and a fumble recovery in 2022.

Simmons is having yet another solid season following a breakout campaign in 2021 when he totaled 103 tackles, 7 passes defensed, an INT, 4 forced fumbles, 4 tackles for loss, 4 QB hits and 1.5 sacks. He joined Colts All-Pro LB Darius Leonard as the only players in the NFL last season with 100+ tackles, 4+ forced fumbles and 7+ passes defensed.



ALLEN CONTINUES HIS RAPID ASCENT

Following a promising 2021 campaign, fourth-year DL Zach Allen is having a breakout season for the Cardinals in 2022.

In 13 games played this season (missed last two games due to a hand injury) Allen has established career highs for sacks (5.5), QB hits (20), passes defensed (8) and tackles for loss (10) while adding 47 tackles.

Allen's eight passes defensed lead all NFL D-Line men this season.

2022 Pass Defensed Leaders (D-Line)

Rnk	Player (Team)	PD
1	Zach Allen (AZ)	8
2t	Drake Jackson (SF)	7
2t	Jeffery Simmons (Ten)	7
2t	Derrick Brown (Car)	7
2t	George Karlaftis (KC)	7
6t	J.J. Watt (AZ)	6
6t	Carlos Dunlap II (KC)	6
6t	D.J. Jones (Den)	6
6t	Teair Tart (Ten)	6



ALLEN ALL ALONE - AND OTHER QUICK FACTS

- Allen is the only player in the NFL this season with 5.0+ sacks and 8+ passes defensed.
- Of his 42 career QB hits, 28 have come in his last 18 games played.
- Has 9 passes defensed in last 15 games, compared to 6 in his first 30 games.
- Has at least a partial sack in four of his last five games played.

Allen Comparison

Statistic	1st 21	Last 24
Sacks	2.0	9.5
QB Hits	10	31
Passes Defensed	3	12
Tackles for Loss	6	14

COLLINS BLOSSOMS IN YEAR TWO

Through 15 games, LB Zaven Collins ranks second on the team with 93 tackles (57 solo) while adding 2.0 sacks, an INT (returned for a TD), 10 tackles for loss, four QB hits, a forced fumble and five passes defensed.

He enters the final two games of the season needing just seven stops for his first career 100-tackle campaign.

A look at what he has accomplished in 15 games this season vs. his stats in 17 games as a rookie:


Statistic	2022	2021
Games	15	17
Starts	15	6
Total Tackles	93	25
Solo Tackles	57	13
Sacks	2.0	0.0
INTs	1	0
Tackles for Loss	10	1
Forced Fumbles	1	0
Passes Defensed	5	4

Collins is one of just three players in the NFL this season with 90+ tackles, 2.0+ sacks and 10+ tackles for loss this season.

NFL Players w/ 90+ Tackles, 2.0+ Sacks, 10+ TFL (2022)

Player (Team)	Tkl	Sack	TFL
Roquan Smith (Bal)	145	4.5	10
Zaven Collins (AZ)	93	2.0	10
Frankie Luva (Car)	92	6.0	14

In Week 15 at Denver, Collins recorded eight tackles and a tackle for loss. It was his fifth game this season with at least eight tackles. As a rookie in 2021, Collins never posted more than four tackles in a game. He had eight total tackles over the final 10 games last season.




HOPKINS EXCELS IN FIRST NINE GAMES

In his first nine games played this season, WR DeAndre Hopkins leads the Cardinals in receptions (64) and receiving yards (717) while adding three TD receptions.

Dating back to his first appearance of the season in Week 7, Hopkins ranks fourth in the the NFL in receptions and 10th in receiving yards.

NFL Leaders - Receptions (Since Week 7)

Rnk	Player (Team)	Rec	Gms
1	Justin Jefferson (Min)	77	9
2	Amon-Ra St. Brown (Det)	69	10
3	Chris Godwin (TB)	67	9
4	DeAndre Hopkins (AZ)	64	9
5	Tyreek Hill (Mia)	63	9



NFL Leaders - Receiving Yards (Since Week 7)

Rnk	Player (Team)	Rec	Gms
1	Justin Jefferson (Min)	1,102	9
2	Tyreek Hill (Mia)	931	9
3	Davante Adams (LV)	876	10
4	Travis Kelce (KC)	802	9
5	A.J. Brown (Phi)	801	9
6	CeeDee Lamb (Dal)	798	9
7	Amon-Ra St. Brown (Det)	779	10
8	Jaylen Waddle (Mia)	727	9
9	Terry McLaurin (Was)	725	9
10	DeAndre Hopkins (AZ)	717	9

Despite missing the first six games this season, Hopkins is currently on pace for 80 receptions and 900 receiving yards in 2022.

In his first nine games played, Hopkins has:

- **3 games w/ 10+ receptions**
- **4 games w/ 9+ receptions**
- **2 games w/ 100+ receiving yards**
- **6 games w/ 75+ receiving yards**

In franchise history, only Larry Fitzgerald (4 in 2017) had more games with 10+ receptions in a season than Hopkins has in his nine games played in 2022 (3).

Franchise History

Rnk	Player (Year)	Gms
1	Larry Fitzgerald (2017)	4
2t	DeAndre Hopkins (2022)	3
2t	DeAndre Hopkins (2020)	3
2t	Larry Fitzgerald (2016)	3
2t	Anquan Boldin (2008)	3
2t	Anquan Boldin (2005)	3
2t	Frank Sanders (1998)	3
2t	Larry Centers (1996)	3
2t	J.T. Smith (1987)	3

Only Justin Jefferson (6) and Tyreek Hill (4) have more games with 10+ receptions this season than Hopkins (3).

2022 NFL Leaders – Games w/ 10+ Receptions

Rnk	Player (Team)	10+	Games Played
1	Justin Jefferson (Min)	6	15
2	Tyreek Hill (Mia)	4	15
3t	DeAndre Hopkins (AZ)	3	9
3t	Cooper Kupp (LAR)	3	9
3t	Stefon Diggs (Buf)	3	15
3t	Austin Ekeler (LAC)	3	15

In his first two games played this season Hopkins joined Anquan Boldin (2005) as the only players in franchise history to have 10+ receptions and 100+ receiving yards in back-to-back games.

MCBRIDE ONLY GETTING BETTER

Cardinals rookie TE **Trey McBride** has seen his production increase significantly in the latter part of his inaugural season.

Selected by the Cardinals in the second round (55th overall) of the 2022 NFL Draft, the 2021 John Mackey Award winner **had just four total receptions for 38 yards in his first nine games played this season. In his last five games, he has hauled in 15 passes for 108 yards. He has at least three receptions in four of the last five games.**

McBride has more receptions in his last three games (10) than he had in his first 11 (9). He has over twice as many receiving yards in the last three games (100) as he had in the first 11 (46).

A native of Fort Morgan, CO and All-American at Colorado State, McBride had the best game of his young NFL career in the Cardinals game at Denver in Week 15. He finished the contest - played in front of a host of family and friends - with four receptions for a season-high 55 yards.



WITH MURRAY OUT, MCCOY IS QB 1

With starting QB **Kyler Murray** out for the remainder of the 2022 season with a knee injury, backup **Colt McCoy** is the starter.

McCoy has gotten significant playing time as Murray's backup over the last two seasons. Below are some highlights of his time in Arizona so far:

• **Has appeared in more games in two seasons (2021-22) with the Cardinals (12) than he did in the previous six seasons (2015-20) combined with the Commanders and Giants (11).**

• **Has more starts in two seasons with the Cardinals (6) than he did in the previous six seasons combined (5).**

• In his 12 appearances with Arizona, McCoy has completed 164-of-231 pass attempts (71.0%) for 1,520 yards, 4 TDs, 4 INTs and an 87.2 passer rating.

• **In 6 starts with the Cardinals, McCoy has posted a 3-3 record. In those contests he has completed 131-of-182 pass attempts (72.0%) for 1,218 yards, 4 TDs, 3 INTs and a 90.4 passer rating. McCoy is credited with a loss last week in Denver despite Arizona leading 6-3 when he left in the 3rd quarter due to a concussion.**

• **McCoy has more wins in six games as a starter with the Cardinals (3) than he had in his previous nine seasons (2012-20) combined (2) with the Browns, 49ers, Commanders and Giants.**



HIGHLY PRODUCTIVE ON THE GROUND

In 64 games under head coach Kliff Kingsbury, Arizona has rushed for 7,989 yards and 77 TDs on 1,758 attempts (4.54 avg.).

The Cardinals are one of just six teams in the NFL with 7,500+ rushing yards and 75+ rushing TDs in the last four seasons (2019-22).

Teams w/ 7,500+ Rushing Yards & 75+ Rushing TDs (2019-22)

Team	Yards	TDs	Att	Avg.
Baltimore	11,336	76	2,139	5.30
Tennessee	9,204	86	1,941	4.74
Philadelphia	8,988	88	1,902	4.73
Cleveland	8,956	75	1,853	4.83
San Francisco	8,381	80	1,874	4.47
Arizona	7,989	77	1,758	4.54

Arizona has 100+ rushing yards in 45 games under Kingsbury (2019-22). In that span, only six teams have more games with 100+ rushing yards.

NFL Leaders - Games w/ 100+ Rushing Yards (2019-22)

Rnk	Team	Gms
1	Baltimore	60
2	Philadelphia	49
3	Buffalo	48
4	Cleveland	47
5t	San Francisco	46
5t	Tennessee	46
7	Arizona	45



ARIZONA SCORING ON TAKEAWAYS IN 2022

Arizona ranks second in the NFL with five return TDs in 2022.

2022 NFL Leaders – Return TDs

Rnk	Team	TDs
1	New England	7
2	Arizona	5
3t	Atlanta	4
3t	Cleveland	4
3t	Miami	4

Arizona's five total return TDs in 2022 are the most for the team in a single season since 2015 (7).

Cardinals Return TDs in 2022

Player	Touchdown	Opponent
LB Zaven Collins	30-yard INT Return	11/6 vs. Seattle
LB Isaiah Simmons	58-yard INT Return	10/20 vs. New Orleans
CB Marco Wilson	38-yard INT Return	10/20 vs. New Orleans
S Chris Banjo	Fumble Recovery in End Zone	10/16 @ Seattle
CB Byron Murphy, Jr.	59-yard Fumble Return (OT)	9/18 @ Las Vegas

Arizona is tied for sixth in the NFL with 71 points off of turnovers this season.

2022 NFL Leaders - Points Off Takeaways

Rnk	Team	Pts
1	Dallas	110
1	New England	105
2	Jacksonville	94
4	Philadelphia	87
5	Baltimore	74
6t	Arizona	71
6t	San Francisco	71



BAKER EARNS 5TH PRO BOWL SELECTION

Last week the Pro Bowl teams were announced and S Budda Baker was selected as a starter for the NFC. Below are notes on Baker's selection:

- Named to his 5th Pro Bowl and 4th consecutive selection at safety after being chosen as a special teamer during his rookie campaign in 2017.

- Became just the third player in Cardinals history to receive at least five Pro Bowl nods in his first six NFL seasons joining Patrick Peterson (6) and Ollie Matson (6).

- Became just the third player in franchise history named to the Pro Bowl as a safety at least four times joining Hall of Famer Larry Wilson (8) and Adrian Wilson (5).

- Is the only safety in the NFL named to the Pro Bowl each of the last four seasons (2019-22).

- Only two other active DBs have earned at least five Pro Bowl selections in their first six NFL seasons - CBs Patrick Peterson (6) and Jalen Ramsey (5). **Just two active NFL DBs have more career Pro Bowls than Baker: Peterson (8) and S Harrison Smith (6).**

Special teamer **Dennis Gardeck** and kicker **Matt Prater** were selected as Pro Bowl alternates.



WILSON GETS TWO PICKS OFF THE G.O.A.T.

Second-year CB Marco Wilson had the best game of his career last week vs. Tampa Bay, grabbing a pair of INTs off Buccaneers QB Tom Brady.

Wilson's first INT of the game came in the second quarter when he picked off a pass intended for Pro Bowl WR Mike Evans at the AZ 2-yard line and returned it 39 yards. His second INT came in the third quarter, again on a Brady pass intended for Evans. That one came at the AZ 19-yard line and helped set up a Cardinals FG on the ensuing possession.

It was Wilson's first game with multiple INTs at either the college or NFL level. It also marked just the 14th time in Brady's 380 games played (regular season and postseason) that a player picked him off twice in a single game.

2022 TURNING INTO BREAKOUT SEASON FOR WILSON

Selected by the Cardinals in the fourth round (136th overall) of the 2021 NFL Draft out of Florida, Wilson is turning in a highly-productive season in 2022. **In 14 games (13 starts), he leads Cardinals in both INTs (3) and passes defended (10), while also adding 58 tackles, two tackles for loss and a forced fumble.**

After going without an INT in his first 20 career games, Wilson now has three INTs in his last eight games played.

WILSON WAS WEEK 7 AWARD WINNER

Earlier this season Wilson was named the "NFC Defensive Player of the Week" for his performance victory over New Orleans in Week 7. **It was his first career "Defensive Player of the Week" selection.**



ERTZ NAMED CARDS MAN OF THE YEAR

Earlier in December, TE Zach Ertz was named the 2022 "Arizona Cardinals/Walter Payton NFL Man of the Year."

The award is in recognition of outstanding community service activities off the field as well as excellence on the field. As a nominee, Ertz will receive a donation of up to \$40,000 in his name to a charity of his choice.

"As outstanding as he's been on the field throughout his career, Zach's commitment to giving back is even more exceptional and makes him such a fitting selection for this award," said Cardinals owner **Michael Bidwill**. "Whether in Philadelphia or now in Arizona, Zach and Julie Ertz are making a meaningful difference in so many areas. Among the most notable is their passionate commitment to fighting hunger and food insecurity, a cause they championed almost immediately upon arriving in Arizona last year. We appreciate them and all of our players who go above and beyond to get involved in our communities to make them better."

Ertz is one of 32 NFL "Man of the Year" recipients to qualify for the league's national 2022 "Walter Payton NFL Man of the Year" award. For the fifth consecutive year, all 32 team winners will be highlighted as finalists and recognized for their important work during the week leading up to Super Bowl LVII. The 2022 "Walter Payton NFL Man of the Year" will be announced during NFL Honors, an awards special to air on NBC the Thursday before Super Bowl LVII. The winner will receive a \$250,000 donation to the charity of his choice.

All "Man of the Year" nominees will wear a helmet decal through the end of the season to recognize their accomplishments on and off the field. Cardinals defensive lineman **J.J. Watt** and the two other current NFL players (**Calais Campbell** and **Russell Wilson**) who have previously been named the national "Man of the Year" will continue wear a jersey patch to recognize their outstanding contributions to the game and community.



EXCITING YOUNG TALENT ON THE OUTSIDE

The Cardinals drafted a pair of LBs in the 3rd round of the 2022 NFL Draft, taking San Diego State's **Cameron Thomas** at 87th overall and Cincinnati's **Mijai Sanders** at 100th overall.

Together the duo have combined for 31 tackles, 5.0 sacks, 10 QB hits, four tackles for loss, four passes defended, a forced fumble and a fumble recovery.



SANDERS AND THOMAS - SEASON HIGHLIGHTS

WEEK 6 @ SEATTLE: In Arizona's October visit to Seattle, both rookies recorded their first career sack. Thomas took down Seahawks QB Geno Smith in the first quarter while Sanders posted his sack in the third quarter.

Week 10 @ L.A. RAMS: Sanders had his best performance of the year in the Cardinals victory over the Rams, **finishing with a career-high five tackles, his second career sack, his first career forced fumble, a tackle for loss and his first career pass defended. The performance earned him his first career game ball.**

Sanders and Thomas in 2022

Player	GP/GS	Tkl	Sack	QBH	TFL	PD	FF	FR
Sanders	11/3	19	3.0	5	2	3	1	1
Thomas	15/0	12	2.0	5	2	1	-	-

GOLDEN NEARING CARDS TOP-10 SACK LIST

LB Markus Golden entered the NFL as a second round (58th overall) draft pick by the Cardinals in 2015. In 86 games over seven seasons in Arizona (2015-18; 20-22) he has 35.5 sacks.

That total has Golden alone in 12th place on the franchise all-time sacks list, needing just 4.0 more to break into the top-10.

Franchise History - Sacks (Career)

Rnk	Player (Years)	Sacks
1	Chandler Jones (2016-21)	71.5
2	Freddie Joe Nunn (1985-93)	66.5
3	Calais Campbell (2008-16)	56.5
4	Simeon Rice (1996-2000)	51.5
5	Curtis Greer (1982-88)	50.5
6	Ken Harvey (1988-93)	47.5
7	Eric Swann (1991-99)	45.5
8	Darnell Dockett (2004-13)	40.5
9	Bertrand Berry (2004-09)	40.0
10	Al Baker (1983-86)	37.5
11	David Galloway (1982-89)	36.0
12	Markus Golden (2015-18; 20-22)	35.5



In eight NFL seasons with the Cardinals and Giants (2019-20), Golden has appeared in 109 games (66 starts) and totaled 320 tackles, 47.0 sacks, 129 QB hits, 62 tackles for loss, 11 forced fumbles, four fumble recoveries, seven passes defended and an INT.

Golden has twice led the Cardinals in sacks, posting a team-high 12.5 sacks in 2016 and a team-leading 11.0 sacks last year.

BEACHUM NAMED NFLPA COMMUNITY MVP

Cardinals RT **Kelvin Beachum** was selected as the **Week 10 NFLPA Community MVP** after donating \$5,000 to the United Food Bank so he and his fellow offensive linemen could host a drive-thru food distribution event that fed 200 families in need at Eisenhower Center for Innovation in Mesa, AZ earlier last month.

It was the fifth time that Beachum has been named a NFLPA Community MVP since the NFL-PA launched the program in 2014, the most for any player since the award's inception.

In recognition of the work they do in communities across the country, each week during the regular season, the NFLPA #CommunityMVP program honors one player who has made a positive impact in his hometown or team city.



ELEVATING A FRANCHISE

The 2022 season is the 16th with owner **Michael Bidwill** steering the organization. His leadership during that time has been instrumental in transforming the franchise both on and off the field.

Highlights of Bidwill's tenure:

- Michael continues a tradition of Bidwill ownership of the Cardinals that dates back to his grandfather, Hall of Famer Charles Bidwill, who purchased the team in 1933.

- Of the franchise's seven all-time postseason wins, five have come during Michael's tenure leading the organization. Arizona has played in 10 postseason contests over the last 15 seasons, after having appeared in just seven total playoff games prior.

- Arizona has appeared in the NFC Championship Game twice since 2008 including a victory in the 2008 conference title game that led to the franchise's first-ever Super Bowl appearance (Super Bowl XLIII).

- With an 11-6 record in 2021, the Cardinals reached 11+ wins in a season for the sixth time in franchise history. Three of those six 11-win campaigns came with Michael leading the team: 13 in 2015, 11 in 2014, 11 in 2021.

- Among Bidwill's most substantial accomplishments with the Cardinals is the creation of State Farm Stadium. The world-class venue has proved a critical turning point for the franchise, an economic engine for the state of Arizona, and a crucial resource in the battle against the COVID-19 pandemic.

- At the conclusion of the 2022 season, State Farm Stadium will host Super Bowl LVII – the third Super Bowl held at the venue since it opened in 2006. State Farm Stadium also hosted Super Bowls XLII (following 2007 season) and XLIX (following 2014 season).

- In addition to his role in helping Arizona land three Super Bowls, Michael was also instrumental in getting the 2015 Pro Bowl moved to State Farm Stadium; played a week before Super Bowl XLIX, the two events combined to deliver a record economic impact of \$720 million to the region.

- Since State Farm Stadium opened in 2006, the Cardinals have sold out 162 games at the venue (every non-pandemic game played there).

- The Cardinals are making their first-ever appearance on *Hard Knocks*, television's most acclaimed sports reality franchise. Arizona is the second team to be featured on *Hard Knocks In Season*, which is documenting the second half of the Cardinals 2022 campaign in real time.

- In January of 2016, the National Football Foundation (NFF) and College Hall of Fame inducted Bidwill and Governor Doug Ducey into the NFF Leadership Hall of Fame.

Cardinals Under Michael Bidwill (2007-Present)

Statistic	Totals
Postseason Record	5-5
Regular Season Home Record	69-57-2
Postseason Home Record	4-0
Overall Home Record (RS + Post)	73-57-2
Seasons with .500 Record or Better	10
Seasons with 10+ Wins	5
Postseason Berths	5
Best Regular Season Record	13-3
Division Titles	3
Conference Championship Games	2
Super Bowl Appearances	1



AN INFLUENTIAL OWNER

Within the National Football League, Bidwill's considerable influence is illustrated by his appointment to a number of notable league committees, including his inclusion on the prestigious Management Council Executive Committee.

In 2021, the league announced that Bidwill would replace Bengals owner Mike Brown on the Management Council Executive Committee that deals with the NFLPA on labor issues.

The full list of league committees that Bidwill serves or has served on while running the Cardinals:

- Management Council Executive Committee
- Compensation Committee
- Legislative Committee
- Stadium Security & Fan Behavior (Chairman)
- Business Ventures Committee
- Conduct Committee (Chairman)
- NFL Foundation
- Diversity, Equity & Inclusion Committee
- Social Justice Working Group
- Health & Safety Advisory Committee



SUPER BOWL RETURNS TO AZ

Valley Will Host 4th Super Bowl in February

The final game of the 2022 NFL season will take place in Arizona when State Farm Stadium plays host to Super Bowl LVII on Sunday, February 12, 2023.



It will be the fourth Super Bowl played in the state of Arizona and the third time the nation's most popular sporting event will be played at State Farm Stadium.

The venue served as the site of two of the most-watched Super Bowls in league history - Super Bowl XLII between the New York Giants and the New England Patriots and Super Bowl XLIX between the Patriots and Seattle Seahawks. Those two events resulted in some of the most memorable moments in Super Bowl history with the David Tyree "Helmet Catch" and the game-sealing goal-line INT by Malcolm Butler.

Arizona joins South Florida, New Orleans, Los Angeles and Tampa Bay as the only sites selected to host the Super Bowl at least four times.

Past Super Bowls in Arizona

Super Bowl	Site	Date	Result
XLIX (49)	State Farm Stadium	Feb. 1, 2015	Patriots 28, Seahawks 24
XLII (42)	State Farm Stadium	Feb. 3, 2008	Giants 17, Patriots 14
XXX (30)	Sun Devil Stadium	Jan. 28, 1996	Cowboys 27, Steelers 17

ECONOMIC IMPACT: The last time the game was staged in Arizona, it produced a record economic impact for the state. A 2015 study by the Sedman Research Institute, W.P. Carey School of Business at Arizona State University determined that Super Bowl XLIX, the 2015 Pro Bowl and related events produced a gross economic impact of \$719.4 million for the region. That was the largest economic impact of any special event ever held in Arizona. In addition to the games played in Glendale, more than 1 million people visited Verizon Super Bowl Central in downtown Phoenix and more than 500,000 people enjoyed events in downtown Scottsdale.

In a span of just over 26 months in 2015-17, State Farm Stadium hosted a Pro Bowl, Super Bowl, College Football National Championship Game and the NCAA Men's Final Four. It was an unprecedented stretch for a stadium that generated \$1.3 billion in economic impact for the state during that 26-month span.

REMEMBERING VIOLET BIDWILL

The 2022 season marks the 75th anniversary of the Cardinals historic 1947 season. It was a year in which **Violet Bidwill** made league history and one that ultimately ended in the team winning an NFL Championship over the Philadelphia Eagles.

The Cardinals suffered a big loss when team owner **Charles W. Bidwill** - having just recently assembled his "Dream Backfield" with the unprecedented signing of All-American running back Charley Trippi - passed away in April.

He had run the franchise since purchasing it in 1933 and was credited with pulling the team - and on a larger scale the NFL - through the Great Depression.

THE NFL'S FIRST FEMALE OWNER

With the passing of Charles, his wife, Violet Bidwill - while raising the couple's two teenage sons Stormy (18) and William (16) - took over as team owner. It was a historic moment, as she became the first female owner in NFL history and one of the first females to serve as a primary owner in professional sports.

"She was a wonderful person and was in a tough situation with losing her husband at a young age," Violet's grandson, current Cardinals owner **Michael Bidwill**, said. "She decided she would take over the family businesses."

"Things worked out well," then-team president Ray Benningson said of the front office under Violet. "I ran the business end of it, (head coach) Jimmy (Conzelman) ran the team on the field and we both appreciated Vi's (Violet) counsel. I'll tell you one thing. She knew her football and she was a shrewd businesswoman."

"She didn't suffer fools, and she was right there in the meetings with the rest of the owners and held her own," said Michael Bidwill.

Violet Bidwill's first year of ownership saw the franchise win the NFL Championship after defeating the Philadelphia Eagles 28-21 in the Championship Game.



DEANDRE HOPKINS - AT A GLANCE

- Five-time Pro Bowl (2015; 2017-20) and four-time All-Pro selection. Named 1st-team All-Pro in three straight seasons (2017-19) and 2nd-team All-Pro in 2020 in his first season with Arizona.
- Has surpassed 100 receptions four times in his career, has six seasons of 1,000+ receiving yards, three seasons with 10+ TDs and has posted 100+ receiving yards in a game 39 times in the regular season.
- In 2019, had 104 receptions for 1,165 yards and seven TDs while being named to the Pro Bowl for the third consecutive year and being named 1st-team All-Pro for the third straight season.



NFL LEADER

- Since entering the NFL in 2013, ranks first in receptions (853), first in 1st down receptions (594), second in receiving yards (11,298) and fourth in TD receptions (71).
- Among all active players, ranks second in career receptions, second in receiving yards, third in TD receptions, second in 1st down receptions and is tied for second in 100-yard receiving games (39).
- Has at least one reception in all 145 career games played during the regular season. That represents the longest active streak in the NFL and is the 4th-longest in the Super Bowl era to begin a career.
- Has finished a season ranked in the NFL's top-3 in receptions four times and receiving yards three times.
- Was the only NFL player to have 100+ receptions every season between 2018-20.
- Is the only active NFL player with at least 100 receptions, 1,500 receiving yards and 11 TD receptions in multiple seasons (2015; 2018).

NFL HISTORY

- Has 853 career receptions. In Week 8 at Minnesota earlier this season, Hopkins - at 30 years, 146 days old - became the third-youngest player in NFL history to reach 800 career receptions.
- Against the 49ers in Week 11 of 2022, surpassed 11,000 receiving yards for his career. At 30 years, 168 days old, he became the fourth-youngest player in NFL history to reach the milestone.
- In the 2020 finale against the Rams, surpassed 10,000 career receiving yards. At 28 years, 211 days old, he became the youngest player in NFL history to reach 10,000 career receiving yards.
- One of four players in history with 750+ receptions, 10,500+ receiving yards and 65+ TDs in his first nine seasons.

FRANCHISE HISTORY

- Established a single-season franchise record with a career-high-tying 115 receptions during his first season with the Cardinals in 2020.
- Has hauled in three game-winning TD receptions in two seasons with Arizona (2020-21), including a 43-yard "Hail Murray" game-winner vs. Buffalo in Week 10 of 2020 that won the 2021 ESPY for "Best Play."

WHERE HE RANKS SINCE 2013

A look at where Hopkins ranks since entering the league in 2013.

NFL Leaders - Receptions (2013-)

Rnk	Player (Current Team)	Rec
1	DeAndre Hopkins (AZ)	853
2	Travis Kelce (KC)	801
3	Keenan Allen (LAC)	783
4	Antonio Brown (FA)	777
5	Julio Jones (TB)	769

NFL Leaders - Receiving Yards (2013-)

Rnk	Player (Current Team)	Yds
1	Julio Jones (TB)	11,462
2	DeAndre Hopkins (AZ)	11,298
3	Travis Kelce (KC)	10,263
4	Antonio Brown (FA)	10,229
5	Mike Evans (TB)	10,218

NFL Leaders - Receiving Touchdowns (2013-)

Rnk	Player (Current Team)	TD
1	Davante Adams (LV)	85
2	Mike Evans (TB)	78
3	Antonio Brown (FA)	76
4	DeAndre Hopkins (AZ)	71
5	Travis Kelce (KC)	69



145 AND COUNTING FOR HOPKINS

WR DeAndre Hopkins has **at least one reception in all 145 games played in his career. That is the longest active streak in the NFL.**



NFL Leaders

Consecutive Games w/ Reception (Active)

Rnk	Player (Team)	Gms
1	DeAndre Hopkins (AZ)	145
2	Travis Kelce (KC)	141
3	Stefon Diggs (Buf)	118
4	Zach Ertz (AZ)	116
5	Davante Adams (LV)	112

In the Super Bowl era, only three players had a longer streak than Hopkins to open their career.

Consecutive Games w/ Reception to Start Career (Super Bowl Era)

Rnk	Player	Team(s)	Gms	Start	End
1	WR Marvin Harrison	Ind	190	9/1/96	12/28/08
2	WR Keyshawn Johnson	NYJ, TB, Dal, Car	167	9/1/96	12/31/06
3	RB Marshall Faulk	Ind, StL	158	9/4/94	12/19/04
4	WR DeAndre Hopkins	Hou, AZ	145	9/9/13	Active
5	TE Jeremy Shockey	NYG, NO, Car	136	9/5/02	1/1/12

HOPKINS - INSIDE THE NUMBERS

CAREER RECEPTION/RECEIVING YARDAGE SPLITS

Rec	By Opponent	Yds	By Opponent
89	Tennessee	1,396	Tennessee
82	Jacksonville	1,053	Indianapolis
77	Indianapolis	951	Jacksonville
50	San Francisco	549	San Francisco
41	LA Rams	537	New England
41	New England	464	LA Rams
32	Kansas City	441	Seattle
30	Denver	419	NY Jets
29	Seattle	394	Kansas City
25	Baltimore	388	Philadelphia
24	Philadelphia	342	Buffalo
23	New Orleans	338	NY Giants
22	Buffalo	329	Denver
21	Minnesota	303	Baltimore
21	NY Giants	290	LA Chargers
21	NY Jets	287	Dallas
20	Cincinnati	259	Minnesota
20	LA Chargers	250	New Orleans
20	Las Vegas	245	Atlanta
17	Carolina	245	Cleveland
17	Dallas	213	Washington
17	Washington	212	Cincinnati
16	Atlanta	196	Las Vegas
16	Cleveland	181	Detroit
15	Miami	173	Pittsburgh
14	Detroit	162	Miami
14	Tampa Bay	145	Arizona
10	Arizona	135	Carolina
10	Pittsburgh	128	Tampa Bay
7	Houston	124	Green Bay
7	Chicago	86	Chicago
5	Green Bay	53	Houston



CAREER TOUCHDOWN SPLITS

By Opponent	By Quarterback	By Season
9 TDs	25 TDs	13 TDs
7 Tennessee	25 Deshaun Watson	11 2017
7 Kansas City	17 Kyler Murray	11 2018
6 Indianapolis	7 T.J. Yates	11 2015
6 Jacksonville	6 Ryan Fitzpatrick	8 2021
5 NY Jets	5 Brian Hoyer	7 2019
4 Buffalo	5 Brock Osweiler	6 2020
3 Cleveland	2 Ryan Mallett	6 2014
3 Minnesota	2 Tom Savage	4 2016
3 San Francisco	1 Case Keenum	3 2022
3 Seattle	1 Matt Schaub	2 2013
3 Washington	1 Brandon Weeden	
2 Chicago		By Day
2 Denver		61 TDs
2 Miami		5 Day
2 New Orleans		4 Monday
2 Philadelphia		4 Thursday
2 Arizona		2 Saturday
1 Cincinnati		By Quarter
1 Green Bay		24 TDs
1 Houston		19 4 th Quarter
1 LA Chargers		19 2 nd Quarter
1 LA Rams		14 3 rd Quarter
1 Las Vegas		13 1 st Quarter
1 Pittsburgh		1 OT
1 Tampa Bay		

A LOT ACCOMPLISHED AT SUCH A YOUNG AGE

11,000 RECEIVING YARDS

After hauling in nine passes for 91 yards against the 49ers in Week 11, **Hopkins surpassed 11,000 receiving yards for his career. At 30 years, 168 days old, he became the fourth-youngest player in NFL history to reach the milestone.**



NFL History

Youngest Players to 11,000 Receiving Yards

Rnk	Player	Age
1	Calvin Johnson	30 years, 33 days
2	Larry Fitzgerald	30 years, 85 days
3	Antonio Brown	30 years, 159 days
4	DeAndre Hopkins	30 years, 168 days
5	Randy Moss	30 years, 222 days

Hopkins joins Julio Jones and DeSean Jackson as the only active players with 11,000+ receiving yards in their career.

Active NFL Leaders – Receiving Yards (Career)

Rnk	Player (Team)	Yards
1	Julio Jones (TB)	13,619
2	DeAndre Hopkins (AZ)	11,298
3	DeSean Jackson (Bal)	11,254
4	A.J. Green (AZ)	10,406
5	Travis Kelce (KC)	10,263

800 CAREER RECEPTIONS

Hopkins' first catch vs. the Vikings in Week 8 was the 800th of his career. Only two players in NFL history reached 800 receptions at a younger age than Hopkins (30 years, 146 days).

NFL History

Youngest Players to 800 Career Receptions

Rnk	Player	Age
1	Larry Fitzgerald	30 years, 57 days
2	Antonio Brown	30 years, 138 days
3	DeAndre Hopkins	30 years, 146 days
4	Jason Witten	30 years, 238 days
5	Andre Johnson	31 years, 165 days

The game against the Vikings was the 138th of Hopkins' career. Only four players in NFL history reached 800 career receptions in fewer games.

NFL History – Fewest Games to 800 Career Receptions

Rnk	Player	Games
1	Antonio Brown	126
2	Julio Jones	127
3	Marvin Harrison	131
4	Andre Johnson	137
5	DeAndre Hopkins	138

NFL RECORD FOR RECEPTIONS BEFORE TURNING 30

In the Week 5 win vs. San Francisco last season, **Hopkins reached 770 receptions in his career, the most in NFL history prior to a player's 30th birthday.** The previous NFL mark was held by former Cardinals WR Larry Fitzgerald (764).

Hopkins - who turned 30 on June 6, 2022 - continued to add to his record. He finished the 2021 season with 789 career receptions.

NFL History – Receptions Prior to Turning 30

Rnk	Player (Years)	Rec
1	DeAndre Hopkins (2012-21)	789
2	Larry Fitzgerald (2004-12)	764
3	Antonio Brown (2010-17)	733
4	Keenan Allen (2013-21)	730
5	Brandon Marshall (2006-13)	712

YOUNGEST EVER TO 10,000 RECEIVING YARDS

In the Cardinals 2020 regular season finale against the Rams, **Hopkins surpassed 10,000 receiving yards for his career. At 28 years, 211 days old he became the youngest player in NFL history to reach the milestone.**

NFL History - Youngest to Reach 10,000 Receiving Yards

Rnk	Player (Years)	Age
1	DeAndre Hopkins (2013-20)	28 years, 211 days
2	Randy Moss (1998-05)	28 years, 314 days
3	Larry Fitzgerald (2004-12)	29 years, 44 days
4	Calvin Johnson (2007-14)	29 years, 59 days
5	Julio Jones (2011-18)	29 years, 276 days

Hopkins became just the seventh player in NFL history with 10,000+ receiving yards in his first eight seasons.

Players w/ 10,000+ Receiving Yards in 1st 8 Seasons

Rnk	Player (Years)	Yds
1	Julio Jones (2011-18)	10,731
2	Torry Holt (1999-06)	10,675
3	Calvin Johnson (2007-14)	10,405
4	Jerry Rice (1985-92)+	10,273
5	Randy Moss (1998-05)+	10,147
6	Marvin Harrison (1996-03)+	10,072
7	DeAndre Hopkins (2013-20)	10,009

+Hall of Fame Inductee

HOPKINS WITH 39 CAREER 100-YARD GAMES

Hopkins had a season-high 159 receiving yards against the Vikings in Week 8. It was Hopkins' 39th career 100-yard outing.

That is tied for the second-highest total in the NFL among active players.

Active NFL Leaders

Rnk	Player (Team)	Gms
1	Julio Jones (TB)	59
2t	DeAndre Hopkins (AZ)	39
2t	DeSean Jackson (Bal)	39
4	Davante Adams (LV)	38
5	A.J. Green (AZ)	35



THREE GAME-WINNERS SO FAR IN ARIZONA

Hopkins has six career game-winning TD receptions in the 4th quarter/OT, including three with Arizona.

He has as many game-winners in his last 25 games played with the Cardinals (3) as he had in 110 games with the Texans.

His "Hail Murray" grab against the Bills in 2020 - which won the 2021 ESPY for "Best Play" - was the only one to come with under a minute remaining on the clock.

Career Game-Winning TD Catches (4th Qtr/OT)

Opponent	Qtr	Dist	Time Remaining
10/10/21 vs. SF	4	9	5:13
12/20/20 vs. Phi	4	20	7:24
11/15/20 vs. Buf	4	43	0:02
11/21/19 vs. Ind	4	4	12:34
11/16/15 @ Cin	4	22	14:20
9/15/13 vs. Ten	OT	3	10:32



AN EXPLOSIVE TALENT

Hopkins has 10 career games with 150+ receiving yards, 15 games with 10+ receptions and 12 games with multiple TD catches.

Hopkins Career Games w/10+ Receptions

Opponent	Rec	Yds
9/13/20 @ San Francisco	14	151
10/30/22 @ Minnesota	12	159
12/30/18 vs. Jacksonville	12	147
10/27/19 vs. Oakland	11	109
12/10/17 vs. San Francisco	11	149
10/8/15 vs. Indianapolis	11	169
11/13/22 @ L.A. Rams	10	98
10/20/22 vs. New Orleans	10	103
10/25/20 vs. Seattle	10	103
9/27/20 vs. Detroit	10	137
12/15/18 @ NY Jets	10	170
11/4/18 @ Denver	10	105
9/30/18 @ Indianapolis	10	169
10/1/17 vs. Tennessee	10	107
10/18/15 @ Jacksonville	10	148

Hopkins Career Games w/150+ Receiving Yards

Opponent	Yds	Rec	Avg
11/30/14 vs. Tennessee	238	9	26.4
10/29/17 @ Seattle	224	8	28.0
12/15/18 @ NY Jets	170	10	17.0
12/20/20 vs. Philadelphia	169	9	18.8
10/8/15 vs. Indianapolis	169	11	15.4
9/30/18 @ Indianapolis	169	10	16.9
10/30/22 @ Minnesota	159	12	13.3
10/4/15 @ Atlanta	157	9	17.4
9/13/20 @ San Francisco	151	14	10.8
10/7/18 vs. Dallas	151	9	16.8



INJURIES STALL A HIGH-SCORING SEASON

Injuries were the only thing stopping Hopkins from scoring in 2021. **He recorded eight TD receptions in just 10 games played, marking the fourth-best single-season total of his career.**

Hopkins Career Highs – TD Receptions

Rnk	Year	TDs	Team	Gms
1	2017	13	Houston	15
2t	2018	11	Houston	16
2t	2015	11	Houston	16
4	2021	8	Arizona	10
5	2019	7	Houston	15



A.J. GREEN - AT A GLANCE



- Seven-time Pro Bowl selection (2011-17) and two-time 2nd-team All-Pro honoree (2012-13). First WR in NFL history to be named to the Pro Bowl in each of his first seven seasons.

- Has appeared in 156 games (143 starts) with 722 receptions for 10,406 yards and 69 TDs during the regular season. One of four active NFL players - DeAndre Hopkins Julio Jones, Travis Kelce - with 700+ receptions and 10,000+ receiving yards.

- Has 35 career games with 100+ receiving yards and six 1,000-yard receiving seasons.

- Among all active players, ranks 4th in the NFL in receiving yards, 6th in receptions, t-4th in TD receptions, 5th in 100-yard receiving games and 10th in receiving yards per game.

- Joins teammate DeAndre Hopkins (6), Brandin Cooks (6), Amari Cooper (6), Travis Kelce (7), Julio Jones (7), Antonio Brown (7) and Mike Evans (8) as the only players in the NFL with at least six seasons of 1,000+ receiving yards dating back to 2011.

- In 2021, playing in his 11th NFL season at the age of 33 years old, Green's 15.7-yard receiving average was the second-highest of his career (16.3 as a rookie in 2011 at 23 years old).

- Had 10 games of 150+ receiving yards in his first 10 seasons in the league. Only nine other players in NFL history, including six Hall of Famers, had at least 10 games of 150+ receiving yards in their first 10 career seasons.

- Has ranked in the top-10 in the NFL in receptions twice (2012-13), receiving yards three times (2012-13, 2015), receiving TDs four times (2012-13, 2015, 2017) and receiving yards per game four times (2012-13, 2015-16).

- Of Green's 69 career TD receptions, 18 covered at least 40 yards and 13 went for 50+ yards. His 13 TD catches of 50+ yards trail only DeSean Jackson (21) and Tyreek Hill (15) dating back to 2011.

WHERE GREEN RANKS AMONG ACTIVE PLAYERS

Among all active players, Green ranks 4th in the NFL in receiving yards, 6th in receptions, tied for 4th in TD catches, 7th in receptions of 25+ yards and 5th in 100-yard receiving games.

Active NFL Leaders – Receiving Yards

Rnk	Player (Current Team)	Yds
1	Julio Jones (TB)	13,619
2	DeAndre Hopkins (AZ)	11,298
3	DeSean Jackson (Bal)	11,254
4	A.J. Green (AZ)	10,406
5	Mike Evans (TB)	10,263

Active NFL Leaders – Receptions

Rnk	Player (Current Team)	Rec
1	Julio Jones (TB)	902
2	DeAndre Hopkins (AZ)	853
3	Travis Kelce (KC)	801
4	Keenan Allen (LAC)	772
5	Davante Adams (LV)	757
6	A.J. Green (AZ)	722

Active NFL Leaders – TD Receptions

Rnk	Player (Current Team)	TDs
1	Davante Adams (LV)	85
2	Mike Evans (TB)	78
3	DeAndre Hopkins (AZ)	71
4t	A.J. Green (AZ)	69
4t	Travis Kelce (KC)	69

Active NFL Leaders – Receptions of 25+ Yards

Rnk	Player (Current Team)	25+
1	DeSean Jackson (Bal)	138
2	Julio Jones (TB)	125
3	T.Y. Hilton (Dal)	109
4	DeAndre Hopkins (AZ)	102
5	Mike Evans (TB)	96
6	Tyreek Hill (Mia)	89
7	A.J. Green (AZ)	88

Active NFL Leaders – 100-Yard Receiving Games

Rnk	Player (Current Team)	Gms
1	Julio Jones (TB)	59
2t	DeAndre Hopkins (AZ)	39
2t	DeSean Jackson (Bal)	39
4	Davante Adams (LV)	38
5	A.J. Green (AZ)	35



GREEN MUCH BETTER THAN AVERAGE IN 2021

In his first season with the Cardinals in 2021, WR A.J. Green had 54 receptions for 848 yards (15.7 avg.) and three TDs.

He easily exceeded his totals from his final season with the Bengals in 2020 when he had 47 catches for 523 yards (11.1 avg.) and two TDs.

Among players with at least 50 receptions in 2021, Green's 15.7 receiving average ranked fifth in the NFL.

2021 NFL Leaders - Receiving Avg. (Min. 50 Receptions)

Rnk	Player (Team)	Avg	Yds	Rec
1	Deebo Samuel (SF)	18.2	77	1,405
2	Ja'Marr Chase (Cin)	18.0	81	1,455
3	Tyler Lockett (Sea)	16.1	73	1,175
4	Van Jefferson (LAR)	16.0	50	802
5	A.J. Green (AZ)	15.7	54	848

Playing in his 11th NFL season at the age of 33 years old, Green's 15.7-yard receiving average was the second-highest of his career. He established his career high of 16.3 yards per reception in his rookie season when he was 23 years old.

Green had 11 receptions of 25+ yards during the regular season. Only three times in his career - in his first three NFL seasons: 14 in 2011; 12 in 2012; 12 in 2013 - did Green have more receptions of 25+ yards.



INSIDE THE NUMBERS

CAREER RECEPTION/RECEIVING YARDAGE SPLITS

Rec By Opponent (31)

Rec	Opponent	Yds
90	Pittsburgh	1,218
77	Cleveland	1,143
53	Baltimore	886
36	Miami	478
35	Denver	446
34	Houston	444
29	Indianapolis	414
26	LA Rams	372
22	Kansas City	371
23	LA Chargers	355
22	Tennessee	345
22	Washington	344
21	Buffalo	303
21	Jacksonville	300
20	Seattle	295
19	Green Bay	269
17	New England	249
16	Dallas	240
16	Detroit	237
15	Chicago	230
15	NY Jets	207
14	NY Giants	190
14	Philadelphia	171
12	Minnesota	153
11	Las Vegas	133
11	San Francisco	129
9	Tampa Bay	127
6	Arizona	113
6	New Orleans	104
6	Carolina	78
4	Atlanta	62

Rec Yds By Opponent (31)

Opponent	Yds
Pittsburgh	1,218
Cleveland	1,143
Baltimore	886
Miami	478
Buffalo	446
Houston	444
Denver	414
Jacksonville	372
Indianapolis	371
LA Rams	355
Washington	345
Tennessee	344
Kansas City	303
Detroit	300
NY Jets	295
LA Chargers	269
Seattle	249
Chicago	240
New England	237
Dallas	230
Green Bay	207
Las Vegas	190
Minnesota	171
NY Giants	153
Tampa Bay	133
San Francisco	129
New Orleans	127
Philadelphia	113
Arizona	104
Atlanta	78
Carolina	62



CAREER TOUCHDOWN SPLITS

By Opponent (26)

TDs	Opponent
9	Baltimore
8	Cleveland
8	Pittsburgh
4	Denver
4	Indianapolis
4	LA Rams
3	Jacksonville
3	Minnesota
2	Buffalo
2	Chicago
2	Green Bay
2	LA Chargers
2	Miami
2	NY Giants
2	Tampa Bay
1	Washington
1	Atlanta
1	Dallas
1	Detroit
1	Kansas City
1	New England
1	New Orleans
1	NY Jets
1	Philadelphia
1	Seattle
1	Tennessee

By Quarterback (8)

TDs	Quarterback
58	Andy Dalton
3	Kyler Murray
3	A.J. McCarron
1	Colt McCoy
1	Joe Burrow
1	Mohamed Sanu
1	Brandon Allen
1	Bruce Gradkowski

By Distance

TDs	Distance
22	30 or more yards
20	4-9 yards
19	10-19 yards
5	20-29 yards
3	3 or fewer yards

By Season

TDs	Season
11	2013
11	2012
10	2015
8	2017
7	2011
6	2018
6	2014
4	2016
3	2021
2	2020
1	2022

By Day

TDs	Day
60	Sunday
5	Thursday
4	Monday

ARIZONA TRADES FOR ANDERSON

On October 17, the Cardinals acquired WR **Robbie Anderson** in a trade with the Carolina Panthers.

ANDERSON FACT SHEET:

- Is in his seventh NFL season in 2022 and has played in 110 games (85 starts) with Panthers (2020-22), Jets (2016-19) and Cardinals (2022).
- **Has 374 receptions for 4,943 yards and 29 TDs since entering the league in 2016 with the Jets as an undrafted rookie free agent.**
- **Among players who entered the NFL as undrafted free agents, became just the third to begin his career with six consecutive seasons of 40+ receptions and 500+ receiving yards. He joined Wayne Chrebet (1995-2000) and Charley Hennigan (1960-65) as the only players to accomplish the feat.**
- **One of 10 NFL WRs - and the only one on the list who entered the league undrafted - who had at least 50 receptions and 750 receiving yards in each of the last four seasons (2018-21).**

ADDING (ANOTHER) ONE OF NFL'S TOP DEEP THREATS

With WR **Marquise Brown** out due to a foot injury, Arizona temporarily lost one of the NFL's top deep threats - while replacing him with another. **Dating back to his rookie season in 2016, Anderson has 11 TD catches of 40+ yards. Only two players have more such TDs during that span.**

NFL Leaders - TD Receptions of 40+ Yds (2016-22)

Rnk	Player (Team)	TDs
1	Tyreek Hill (Mia)	25
2	Tyler Lockett (Sea)	13
3t	Robbie Anderson (AZ)	11
3t	DeSean Jackson (Bal)	11
3t	Brandin Cooks (Hou)	11



HOLLYWOOD BROWN RETURNS

WR **Marquise Brown** was off to the best start of his career in 2022 before suffering a foot injury at Seattle in Week 6 that forced him to IR. He missed five games before returning in Week 12 vs. the Chargers.

In his first six games played this season prior to the injury, Brown led the team in receptions (43), receiving yards (485) and TD receptions (3).

Only two players in franchise history had more receptions through the first six games of a season than Brown had in 2022 (43).

Franchise Record
Receptions Thru 1st 6 Games (Season)

Rnk	Player (Year)	Rec
1t	DeAndre Hopkins (2020)	47
1t	J.T. Smith (1989)	47
3t	Marquise Brown (2022)	43
3t	Larry Fitzgerald (2015)	43
3t	Larry Centers (1996)	43

At the time of his injury, Brown's 43 receptions ranked fifth in the NFL and his 485 receiving yards ranked seventh.

In Week 3 vs. the Rams, Brown had a career-high 14 receptions for 140 yards. In addition to setting a career high for the fourth year pro, it also tied for the second-highest single-game total in franchise history.

Franchise Record - Receptions (Single-Game)

Rnk	Player	Rec	Opponent
1	Sonny Randle	16	11/4/62 at NYG
2t	Marquise Brown	14	9/25/22 vs. LAR
2t	DeAndre Hopkins	14	9/13/20 at SF
2t	Anquan Boldin	14	9/23/07 at Bal
5t	7 times	13	Last - Larry Fitzgerald, 9/25/17 vs. Dal



CONNER IN PRO BOWL FORM IN 2021

Signed to a one-year contract as a free agent, RB James Conner had perhaps the best season of his NFL career en route to his second career Pro Bowl selection in 2021.

In his first season with the Cardinals, Conner totaled 1,127 scrimmage yards (752 rushing, 375 receiving) and 18 TDs (15 rushing; 3 receiving).

Conner in 2021

- 1,127 scrimmage yards was a team-high
- 752 rushing yards was a team-high
- 18 total TDs were a team & career-high
- 15 rushing TDs were a team & career-high

Conner's 18 total TDs during the regular season marked the second-highest single-season total in franchise history.

Franchise Record - Touchdowns (Season)

Rnk	Player (Year)	TDs	Rush/Rec
1	David Johnson (2016)	20	16/4
2	James Conner (2021)	18	15/3
3	John David Crow (1962)	17	14/3
4t	Sonny Randle (1960)	15	0/15
4t	Mal Kutner (1948)	15	1/14

His 18 TDs also ranked third in the NFL in 2021.

2021 NFL Leaders - Scrimmage TDs

Rnk	Player (Team)	TDs
1t	RB Jonathan Taylor (Ind)	20
1t	RB Austin Ekeler (LAC)	20
3	RB James Conner (AZ)	18
4t	RB Joe Mixon (Cin)	16
4t	WR Cooper Kupp (LAR)	16

Conner's 15 rushing TDs in 2021 marked the second-highest single-season total in franchise history.

Franchise Record - Rushing TDs (Season)

Rnk	Player (Year)	TDs
1	David Johnson (2016)	16
2	James Conner (2021)	15
3	John David Crow (1962)	14
4	Ernie Nevers (1929)	12
5t	Kyler Murray (2020)	11
5t	MacArthur Lane (1970)	11

His 15 rushing TDs also tied for second in the NFL in 2021.

2021 NFL Leaders - Rushing TDs

Rnk	Player (Team)	TD
1	Jonathan Taylor (Ind)	18
2t	James Conner (AZ)	15
2t	Damien Harris (NE)	15
4	Joe Mixon (Cin)	13
5	Austin Ekeler (LAC)	12



AZ ACQUIRED DEEP THREAT IN HOLLYWOOD

On the first day of the 2022 NFL Draft, the Cardinals sent their first-round pick (#23 overall) to the Baltimore Ravens in exchange for WR **Marquise "Hollywood" Brown** and the Ravens' 22 third-round pick (#100 overall).

Baltimore's first round pick (25th overall) in the 2019 NFL Draft, **Brown has 255 receptions for 3,002 yards and 24 TDs in 56 games (50 starts) in his career. The 25-year old set career highs with 91 receptions for 1,008 yards last season while starting all 16 games in which he played.**

Has also played in three postseason games and totaled 18 receptions for 322 yards.

Since he entered the league in 2019, only four players in the NFL have more TD receptions of 20+ yards than Brown (13). Only four have more TD catches and 40+ yards than Brown (7).

NFL Leaders TD Catches of 20+ Yds (2019-22)

Rnk	Player (Team)	TDs
1	Tyreek Hill (Mia)	20
2t	Davante Adams (LV)	16
2t	A.J. Brown (Phi)	16
3	Tyler Lockett (Sea)	14
5t	Marquise Brown (AZ)	13
5t	Mike Evans (TB)	13
7t	D.K. Metcalf (Sea)	12
7t	Darius Slayton (NYG)	12

NFL Leaders TD Catches of 40+ Yds (2019-22)

Rnk	Player (Team)	TDs
1	Tyreek Hill (Mia)	15
2	A.J. Brown (Phi)	9
3t	Tyler Lockett (Sea)	8
3t	Ja'Marr Chase (Cin)	8
5t	Marquise Brown (AZ)	7
5t	Marquez V-Scantling (KC)	7
5t	Mike Williams (LAC)	7
5t	Stefon Diggs (Buf)	7



THE RELATIONSHIP RUNS DEEP

WR **Marquise Brown** received his nickname "Hollywood" during his time at the University of Oklahoma. It was with the Sooners that Brown met - and became best friends with - Cardinals QB **Kyler Murray**.

Brown and Murray played together with the Sooners for two seasons (2017-18), including in 2018 when Brown had 75 receptions for 1,318 yards and 10 TDs. That season, Brown led the nation in receptions of 40+ yards (11), 50+ yards (7) and 60+ yards (4) and Murray won the Heisman Trophy.



They were both selected in the first round of the 2019 NFL Draft - Murray #1 overall to Arizona and Brown #25 overall to Baltimore. Even though they were not playing together, the two continued to work out together in the offseason.

"In college you go through more with your quarterback than in the NFL," Brown said of the tight bond. "Me and Kyler, we got in together, we were on the 'B' squad against the starting defense (at Oklahoma) to all the way to both of us playing."

J.J. WATT - AT A GLANCE

- After spending his first 10 seasons with the Texans - who selected Watt in the first round (11th overall) in the 2011 NFL Draft - signed a two-year contract with the Cardinals on 3/2/21 as a free agent.

- A five-time 1st-team All-Pro and five-time Pro Bowl selection, was also named the 2017 Walter Payton NFL Man of the Year.

- Has been named NFL Defensive Player of the Year three times (2012, '14-15), tied with Rams DT Aaron Donald and Giants LB Lawrence Taylor for the most in NFL history.

- In 149 career games, has totaled 111.5 sacks, 27 forced fumbles, 17 fumble recoveries, 313 QB hits, 191 tackles for loss, 580 tackles (445 solo), two INTs. Also has 6.0 sacks, 10 tackles for loss, 6 passes defensed and an INT in eight playoff contests.

- Has scored seven career TDs (6 regular season, 1 postseason): 3 career receiving TDs, 3 INT return TDs and a fumble return TD.

NFL LEADER

- His 191 tackles for loss, 313 QB hits, 53 games with multiple tackles for loss and 28 games with 2.0+ sacks lead the NFL since he entered the league in 2011.

- Has 111.5 career sacks. Among active players, only Von Miller (123.5), Cameron Jordan (112.5) and Chandler Jones (112.0) have more.

- Led the NFL in sacks with 20.5 in 2012 and 17.5 in 2015 and finished second in the league with 20.5 in 2014 and 16.0 in 2018.

- Has 69 passes defensed in his career. Among active NFL defensive linemen, only Kansas City's Carlos Dunlap (75) has more.

- Played 1,016 total snaps in 2020, which led all NFL defensive linemen. Has played 1,000+ snaps in a season six times.

NFL HISTORY

- Only player in NFL history to have multiple seasons of 20.0 or more sacks (2012, '14) and joins Hall of Famer Reggie White as the only players in NFL history to post three or more seasons with at least 17.5 sacks (2012, '14-15).

- Ranks fifth in NFL history (min. 75 games played) in sacks per game (.748), trailing only brother T.J. Watt (.894), Reggie White (.853), DeMarcus Ware (.778) and Von Miller (.767).

- Became just the fourth player in NFL history to record at least 100.0 career sacks in his first 120 games (Reggie White, Bruce Smith, DeMarcus Ware).

- In the 17 years (2006-22) Pro Football Reference has tracked QB hits, owns the NFL's four highest single-season totals: 51 in 2014, 50 in 2015, 46 in 2013 and 43 in 2012.

- His six AFC Defensive Player of the Month awards are tied for the most by any defensive player in NFL history (Bruce Smith) while his seven AFC Defensive Player of the Week awards rank second (Aaron Donald-8) for the most among any active players in the league.

OFF THE FIELD

- Wife, Kealia, plays for the Chicago Red Stars of the NWSL and his brothers, Derek (FB) and T.J. (LB), play for the Pittsburgh Steelers.

- In response to the devastation in Houston as the result of Hurricane Harvey in 2017, organized what would become the largest crowd-sourced fundraiser in history. Originally set a goal of \$200,000 but within 19 days, more than 200,000 individuals collectively donated \$37 million to the cause. Contributions continued, and the final tally reached \$41.6 million.



INSIDE WATT'S SACK TOTALS

In Week 2 at Las Vegas, Watt took down Raiders QB Derek Carr in the first quarter. Carr became the 42nd different QB Watt has sacked in his career.

In Week 3, Watt took down QB Matthew Stafford for his first career sack against the Rams.

In Week 5 vs. Philadelphia, Eagles QB Jalen Hurts became the 43rd different QB Watt has sacked in his career.

In Week 8 at Minnesota, Vikings QB Kirk Cousins became the 44th different QB Watt has sacked in his career.

In Week 10 at Los Angeles, Rams QB John Wolford became the 45th different QB Watt has sacked in his career.

In Week 12, Chargers QB Justin Herbert became the 46th different QB Watt has sacked in his career.

In Week 15, Broncos QB Brett Rypien became the 47th different QB Watt has sacked in his career.



Sacks By Quarterback (47)

Sacks	Quarterback
11.0	Andrew Luck
10.5	Blake Bortles
6.5	Zach Mettenberger
5.0	Jake Locker
4.5	Alex Smith
4.0	Ryan Fitzpatrick
4.0	Eli Manning
4.0	Matthew Stafford
3.5	Blaine Gabbert
3.5	Ryan Tannehill
3.0	Drew Brees
3.0	Matt Hasselbeck
3.0	Philip Rivers
3.0	Brett Rypien
2.5	Peyton Manning
2.5	Mark Sanchez
2.0	Kirk Cousins
2.0	Sam Darnold
2.0	Joe Flacco
2.0	Chad Henne
2.0	Lamar Jackson
2.0	Matt McGloin
2.0	Aaron Rodgers
2.0	Matt Ryan
1.5	Marcus Mariota
1.0	Josh Allen
1.0	Kyle Allen
1.0	Derek Carr
1.0	Andy Dalton
1.0	Robert Griffin III
1.0	Justin Herbert
1.0	Brian Hoyer
1.0	Case Keenum
1.0	Jake Luton
1.0	Baker Mayfield
1.0	Colt McCoy
1.0	Cam Newton
1.0	Dan Orlovsky
1.0	Brock Osweiler
1.0	Carson Palmer
1.0	Christian Ponder
1.0	Dak Prescott
1.0	Ben Roethlisberger
1.0	John Wolford
0.5	Jalen Hurts
0.5	Josh Freeman
0.5	Russell Wilson

Sacks By Opponent

Watt has at least a partial sack against 28 different teams.

Sacks By Opponent (28)

Sacks	Opponent
18.0	Tennessee
17.0	Jacksonville
13.0	Indianapolis
6.5	Denver
5.0	NY Jets
4.5	Kansas City
4.0	Baltimore
	NY Giants
3.5	Miami
3.0	Detroit
	LA Chargers
	Las Vegas
	Minnesota
	New Orleans
2.0	Atlanta
	Buffalo
	Carolina
	Cleveland
	Green Bay
	L.A. Rams
	Philadelphia
	Washington
1.0	Arizona
	Cincinnati
	Dallas
	Pittsburgh
0.5	Seattle
	Tampa Bay

Teams w/ no sacks against:

Chicago
Houston
New England
San Francisco

149 GAMES AND 111.5 SACKS

Watt has 111.5 in 149 games played in his career.

Only eight players in NFL history had more sacks in their first 149 games.

NFL History - Sacks Thru 1st 149 Career Games

Rnk	Player	Sacks	Seasons
1	Reggie White+	144.0	1985-94
2	DeMarcus Ware	125.0	2005-14
3	Jared Allen	121.5	2004-13
4	Bruce Smith+	121.0	1985-95
5	Lawrence Taylor+	117.5	1982-91
6	Derrick Thomas+	116.5	1989-98
7	Von Miller	114.5	2011-21
8	Leslie O'Neal	112.5	1986-96
9	J.J. Watt	111.5	2011-22
10	Richard Dent+	110.0	1983-92

+Hall of Fame Inductee




A SCORING THREAT ON DEFENSE

One of the NFL's top pass rushers, **Watt** has also proved to be a scoring threat, both on offense and defense. Including postseason, Watt has scored seven TDs in his career (6 regular season, 1 postseason).

He has three career receiving TDs, three INT return TDs and a fumble return TD.

His most recent TD came in Week 12 of 2020 when he picked off a Matthew Stafford pass and returned it 19 yards for a TD in a win vs. Detroit.



Watt's Career Touchdowns

Type	Dist. (Yds)	Opponent
INT Return	19	11/26/20 @ Detroit (QB Matthew Stafford)
Receiving	1	11/30/14 vs. Tennessee
Receiving	2	11/16/14 @ Cleveland
Fumble Return	45	10/9/14 vs. Indianapolis
INT Return	80	9/28/14 vs. Buffalo (QB E.J. Manuel)
Receiving	1	9/14/14 @ Oakland
INT Return	29	1/7/12 vs. Cincinnati (QB Andy Dalton)*

*2011 Postseason

MAKING PLAYS ON THE BALL

Throughout his career, **Watt** has shown a remarkable ability to both force and recover fumbles. Since his rookie season in 2011, he has 27 forced fumbles and 17 fumble recoveries in the regular season.

Watt's 17 fumble recoveries rank second among active players while only two active defenders have more forced fumbles.

Active NFL Leaders – Fumble Recoveries

Rnk	Player (Team)	FR
1	Lavonte David (TB)	18
2	J.J. Watt (AZ)	17
3	Justin Houston (Bal)	14
4t	Fletcher Cox (Phi)	13
4t	Chandler Jones (LV)	13



Active NFL Leaders – Forced Fumbles

Rnk	Player (Team)	FF
1	Chandler Jones (LV)	34
2	Robert Quinn (Phi)	31
3t	J.J. Watt (AZ)	27
3t	Von Miller (Buf)	27
3t	Lavonte David (TB)	27

KNOCKING IT DOWN AT THE LINE

Watt also has 69 passes defended in his career. Among active NFL defensive linemen, only Kansas City's Carlos Dunlap (75) has more.

Active NFL Leaders - Passes Defended (D-Linemen)

Rnk	Player (Team)	PD
1	Carlos Dunlap (KC)	75
2	J.J. Watt (AZ)	69
3	Cameron Jordan (NO)	58
4	Calais Campbell (Bal)	57
5	Cameron Heyward (Pit)	45

A WATT OF ACCOMPLISHMENTS

In his first 11 NFL seasons, **Watt** accumulated 547 tackles, 102.0 sacks, 26 forced fumbles, 16 fumble recoveries, 292 QB hits, 177 tackles for loss, 63 passes defended and two INTs during the regular season.

His list of accomplishments is long. Those accolades include being one of just three players in league history to be named AP NFL Defensive Player of the Year at least three times.

There have been eight players in league history that have earned multiple DPOY Awards. Six are enshrined in the Pro Football Hall of Fame. The other two are Watt and Rams DT Aaron Donald.

Players w/ Multiple AP NFL DPOY Awards

Player	DPOY	Years
J.J. Watt	3	2012, 2014-15
Aaron Donald	3	2017-18, 2020
Lawrence Taylor+	3	1981-82, 1986
Reggie White+	2	1987, 1998
Ray Lewis+	2	2000, 2003
Joe Greene+	2	1972, 1974
Mike Singletary+	2	1985, 1988
Bruce Smith+	2	1990, 1996

+Hall of Fame Inductee



WATT'S CAREER SNAPSHOT

NFL Defensive Player of the Year (3x): 2012, 2014, 2015

Walter Payton NFL Man of the Year: 2017

Pro Bowl (5x): 2012, 2013, 2014, 2015, 2018

1st-Team All-Pro (5x): 2012, 2013, 2014, 2015, 2018

NFL Sack Leader (2x): 2012 (20.5), 2015 (17.5)

AFC Defensive Player of the Month: 6 times

AFC Defensive Player of the Week: 7 times

PRESSURE GOES FAR BEYOND SACKS

In addition to his 111.5 career sacks, **Watt** also has 313 QB hits since entering the league in 2011. That is far and away the highest total among active players according to ProFootballReference.com.

Active NFL Leaders - QB Hits

Rnk	Player (Team)	QBH
1	J.J. Watt (AZ)	313
2	Carlos Dunlap (KC)	264
3	Von Miller (Buf)	245
4t	Aaron Donald (LAR)	237
4t	Calais Campbell (Bal)	237



In the 17 years (2006-22) the site has tracked QB hits, **Watt** owns the NFL's four highest single-season totals.

NFL Single-Season Leaders - QB Hits (2006-20)

Rnk	Player	QBH	Season
1	J.J. Watt	51	2014
2	J.J. Watt	50	2015
3	J.J. Watt	46	2013
4	J.J. Watt	43	2012
5	Nick Bosa	42	2022

Watt has 191 tackles for loss in his career, leading all active NFL defenders.

Active NFL Leaders - Tackles for Loss

Rnk	Player (Team)	TFL
1	J.J. Watt (AZ)	191
2	Calais Campbell (Bal)	165
3	Von Miller (Buf)	164
4	Aaron Donald (LAR)	160
5	Cameron Jordan (NO)	147

In the last 12 seasons (2011-22), a player has recorded at least 28 tackles for loss in a season five times. **Watt** accounts for three of those five seasons.

NFL Players w/ 28+ Tackles For Loss in a Season (2011-22)

Rnk	Player (Year)	TFL
1	J.J. Watt (2012)	39
2t	J.J. Watt (2014)	29
2t	J.J. Watt (2015)	29
4t	Chandler Jones (2017)	28
4t	Von Miller (2012)	28

A CONSTANT SOURCE OF PRESSURE

Both by the season, and by the game, **Watt's** sacks have come in bunches. **He is the only active player in the NFL with at least three seasons of 17.0+ sacks.**

Active NFL Leaders – Seasons w/ 17+ Sacks


Rnk	Player (Current Team)	17+	Years (Sacks)
1	J.J. Watt (AZ)	3	2012 (20.5), 2014 (20.5), 2015 (17.5)
2t	Chandler Jones (LV)	2	2017 (17.0), 2019 (19.0)
2t	Robert Quinn (Chi)	2	2013 (19.0), 2021 (18.5)
4t	T.J. Watt (Pit)	1	2021 (22.5)
4t	Shaquil Barrett (TB)	1	2019 (19.5)
4t	Aaron Donald (LAR)	1	2018 (20.5)
4t	Justin Houston (Bal)	1	2014 (22.0)
4t	Von Miller (Buf)	1	2012 (18.5)
4t	Aldon Smith (FA)	1	2012 (19.5)

Watt has 33 career multi-sack (1.5+) performances, the most among all active NFL defenders.

Active NFL Leaders – Games w/ Multiple Sacks (1.5+)

Rnk	Player (Current Team)	Games
1	J.J. Watt (AZ)	33
2t	Von Miller (Buf)	28
2t	Justin Houston (Bal)	28
4	Chandler Jones (LV)	27
5	Cameron Jordan (NO)	26

Watt has had at least 2.0 sacks in a game 28 times in his career. That total also leads all active NFL defenders.



Active NFL Leaders – Games w/ 2.0+ Sacks

Rnk	Player (Current Team)	Games
1	J.J. Watt (AZ)	28
2t	Cameron Jordan (NO)	23
2t	Justin Houston (Bal)	23
2t	Chandler Jones (LV)	23
5	Von Miller (Buf)	22

Watt has seven career games with 3.0+ sacks. Among active players, only Justin Houston (8) has more games with 3.0+ sacks than Watt (6).

Active NFL Leaders – Games w/ 3.0+ Sacks

Rnk	Player (Current Team)	Games
1	Justin Houston (Bal)	8
2	J.J. Watt (AZ)	7
3t	Robert Quinn (Phi)	6
3t	Aaron Donald (LAR)	6
3t	T.J. Watt (Pit)	6

PRATER KICKS PAST 1,600 POINTS

After connecting on all four of his FG attempts in Week 3 vs. the Rams, K Matt Prater became just the 24th player in NFL history - and one of just three active players - with at least 1,600 career points.

Active NFL Leaders – Career Points		
Rnk	Player (Team)	Points
1	Robbie Gould (SF)	1,940
2	Mason Crosby (GB)	1,897
3	Matt Prater (AZ)	1,660
4	Nick Folk (NE)	1,507
5	Justin Tucker (Bal)	1,485

During his first season with the Cardinals, Prater accumulated 137 points (30 FG, 47 PAT) in 2021. That tied for the second-highest single-season total in franchise history.

Franchise Record – Points (Season)

Rnk	Player (Year)	Points (Type)
1	Neil Rackers (2005)	140 (40 FG, 20 PAT)
2t	Matt Prater (2021)	137 (30 FG, 47 PAT)
2t	Chandler Catanzaro (2015)	137 (28 FG, 53 PAT)
4t	Zane Gonzalez (2019)	127 (31 FG, 34 PAT)
4t	Jay Feely (2013)	127 (30 FG, 37 PAT)

The 2021 season marked Prater's 11th with 100+ points in his career. It was also his seventh consecutive season (2015-21) scoring 100+ points.

Prater is one of four active players with at least 11 seasons of 100+ points joining Crosby (14) and Gould (11).

Active NFL Leaders – Seasons w/ 100+ Points

Rnk	Player (Team)	100+
1	Mason Crosby (GB)	14
2	Robbie Gould (SF)	12
3t	Matt Prater (AZ)	11
3t	Justin Tucker (Bal)	11
5t	Nick Folk (NE)	10
5t	Graham Gano (NYG)	10
5t	Ryan Succop (TB)	10



LEE AMONG THE ALL-TIME GREATS

K Andy Lee is in his sixth season with the Cardinals - and his 19th season in the NFL - in 2022. Among all active players, only Tampa Bay QB Tom Brady (23rd NFL season in 2022) has played more seasons than Lee.

Active Players with Most Seasons Played (2022 Included)

Rnk	Player (Team)	Seasons	1 st Year
1	QB Tom Brady (TB)	23	2000
2t	P Andy Lee (AZ)	19	2004
2t	OL Jason Peters (Dal)	19	2004
4t	QB Aaron Rodgers (GB)	18	2005
4t	K Robbie Gould (SF)	18	2005

Lee has been one of the league's top punters for nearly two decades now, finishing in the top-10 in punting average in 15 of his first 18 NFL seasons.

That includes ranking 7th (2017), 1st (2018), 2nd (2019) and 3rd (2021) during his five seasons with the Cardinals.

Lee's 46.7-yard career punting average is tied for the seventh-best total in NFL history.

NFL History – Career Punting Average (Career)

Rnk	Player (Seasons)	Avg.
1	Michael Dickson (2018-)*	47.7
2	Shane Lechler (2000-17)	47.6
3	Cameron Johnston (2018-)*	47.3
4	Logan Cooke (2018-)*	47.0
5	Tress Way (2014-)*	47.0
6	Johnny Hekker (2012-)*	46.9
7t	Andy Lee (2004-)*	46.7
7t	Marquette King (2013-18)	46.7
7t	Brandon Fields (2007-15)	46.7
10	Bryan Anger (2012-)*	46.6


*Active Player

His 475 career punts inside the 20-yard line rank third in NFL history.

NFL History – Punts Inside the 20 (Career)

Rnk	Player (Seasons)	In20
1	Jeff Feagles (1988-2009)	554
2	Dustin Colquitt (2005-21)	483
3	Andy Lee (2004-)*	475
4	Shane Lechler (2000-17)	469
5	Sam Koch (2006-21)	453

*Active Player



A FRANCHISE KICKER

In Week 2 vs. Minnesota in 2021 - in just his second game with the Cardinals - Prater set a franchise record with a 62-yard FG.

In the last two games this season (@ Den, vs. TB) Prater had four FGs of 50+ yards. That included a 55-yarder in Week 15 against the Broncos and a 56-yarder last week vs. Tampa Bay.

There have now been 14 FGs of 55+ yards in franchise history and Prater (in just 28 games with the Cardinals) owns four of them.

Franchise Record – Longest Field Goal

Rnk	Player	Dist	Opponent
1	Matt Prater	62	9/19/21 vs. Min
2	Jay Feely	61	10/14/12 vs. Buf
3	Chandler Catanzaro	60	9/25/16 at Buf
4t	Zane Gonzalez	57	9/13/20 at SF
4t	Phil Dawson	57	11/26/17 vs. Jax
6t	Chandler Catanzaro	56	12/11/16 at Mia
6t	Matt Prater	56	12/25/22 vs. TB
8t	Matt Prater	55	12/18/22 at Den
8t	Matt Prater	55	10/3/21 at LAR
8t	Zane Gonzalez	55	12/30/18 at Sea
8t	Jay Feely	55	12/12/10 vs. Den
8t	Neil Rackers	55	10/24/04 vs. Sea
8t	Greg Davis	55	9/17/95 at Det
8t	Greg Davis	55	12/19/92 at Sea



There have been just 14 made FGs of at least 62 yards. Prater - who owns the second-longest FG in NFL history (64 yards) - has two of those. He joins Brett Maher (3) as the only kickers in league history with multiple FGs of 62 yards or longer.

NFL History - Longest Made Field Goal

Rnk	Player (Team)	Dist	Opponent
1	Justin Tucker (Bal)	66	9/26/21 at Detroit
2	Matt Prater (Den)	64	12/8/13 vs. Tennessee
3t	Brett Maher (Dal)	63	10/20/19 vs. Philadelphia
3t	Graham Gano (Car)	63	10/7/18 vs. NY Giants
3t	David Akers (SF)	63	9/9/12 at Green Bay
3t	Sebastian Janikowski (Oak)	63	9/12/11 at Denver
3t	Jason Elam (Den)	63	10/25/98 vs. Jacksonville
3t	Tom Dempsey (NO)	63	11/8/70 vs. Detroit
9t	Matt Prater (AZ)	62	9/19/21 vs. Minnesota
9t	Harrison Butker (KC)	62	10/16/22 vs. Buffalo
9t	Brett Maher (Dal)	62	10/13/19 at N.Y. Jets
9t	Brett Maher (Dal)	62	12/9/18 vs. Philadelphia
9t	Stephen Gostkowski (NE)	62	11/19/17 at Oakland
9t	Matt Bryant (TB)	62	10/22/06 vs. Philadelphia

Prater owns franchise records for the longest FG with Denver (64 yards), Arizona (62 yards) and Detroit (59 yards, twice).

A RECORD-SETTING RUN IN ARIZONA

Lee's success has not diminished with age. He has been one of the NFL's top punters since joining the Cardinals in 2017. During that time (2017-22) Lee's 47.5-yard punting average ranks second in the NFL.

NFL Leaders – Punting Average (2017-22)

Rnk	Player (Team)	Punts	Avg.
1	Michael Dickson (Sea)	353	47.7
2	Andy Lee (AZ)	415	47.5
3	A.J. Cole (LV)	230	47.4
4t	Tress Way (Was)	448	47.3
4t	Cameron Johnston (Hou)	369	47.3

Lee's five full seasons in Arizona have resulted in the four highest single-season punting averages in franchise history. His 49.0-yard punting average in 2021 broke his own franchise record set in 2018 - when he led the NFL with a 48.6-yard average.

Franchise Record – Punting Average (Season)

Rnk	Player (Season)	Avg.
1	Andy Lee (2021)	49.0
2	Andy Lee (2018)	48.6
3	Andy Lee (2019)	47.8
4	Andy Lee (2017)	47.3
5	Ben Graham (2009)	47.0

It also marked the third-best average in the NFL last season.


NFL Leaders – Punting Avg. (2021)

Rnk	Player (Team)	Gross
1	A.J. Cole (LV)	50.0
2	Jack Fox (Det)	49.2
3	Andy Lee (AZ)	49.0
4t	Bryan Anger (Dal)	48.4
4t	Tress Way (Was)	48.4

A look at where Lee's punting averages have ranked in the NFL during his five full seasons with Arizona:

Lee NFL Rank for Punting Average (2017-21)

Year	Avg.	NFL Rank
2021	49.0	3 rd
2020	44.8	22 nd
2019	47.8	2 nd
2018	48.6	1 st
2017	47.3	7 th





QUARTERBACKS

David Blough – Originally entered the NFL as a rookie free agent with Cleveland in 2019 and spent three seasons (2019-21) with the Lions. Played in 7 games (5 starts) with Detroit, completing 100-of-184 pass attempts for 1,033 yards and 4 TDs. Signed off Vikings practice squad on 12/14.

Colt McCoy – Has thrown for 7,975 yards and 34 TDs while completing 764-of-1,220 passes (62.6%) in 56 games (36 starts) for Cleveland (2010-12), San Francisco (2013), Washington (2014-19), Giants (2020) and Arizona (2021-22). Posted his 3rd win for the Cardinals in Week 11 at Los Angeles, completing 26-of-37 passes (70.3%) for 238 yards and a TD.

Trace McSorley – Baltimore's 2019 sixth-round pick (197th overall) out of Penn State. Has appeared in eight career NFL games, including a career-high five games with the Cardinals this season. Made his first career start last week vs. Tampa Bay.

RUNNING BACKS

Corey Clement – Undrafted, the six-year veteran has appeared in 70 games for the Eagles (2017-2020), Cowboys (2021) and Cardinals (2022).

James Conner – Two-time Pro Bowler who signed with Arizona in 2021 after four seasons (2017-20) with Pittsburgh, where he played 50 games (33 starts). Has scored 26 TDs in 27 games with the Cards which is tied for the most TDs through a player's first 27 games with the team.

Keaontay Ingram – Cardinals sixth-round pick (201st overall) in the 2022 NFL Draft out of USC. Scored his first career TD (3-yard run) in Arizona's Week 7 win vs. New Orleans.

TIGHT ENDS

Stephen Anderson – Entered the NFL as an undrafted free agent with the Texans and was signed by Arizona this summer after spending the last three seasons with the Chargers.

Trey McBride – Cardinals 2nd round pick (55th overall) in the 2022 NFL draft out of Colorado State. Has more receptions in his last three games (10) than he had in his first 11 (9). Also has twice as many receiving yards (100) in his last three games as he had in his first 11 (46).

Maxx Williams – Now in his 8th NFL season, has appeared in 81 games (44 starts) with the Ravens (2015-18) and Cardinals (2019-22). A knee injury limited him to five games last season and nine games played in 2022.

WIDE RECEIVERS

Robbie Anderson – Originally an undrafted rookie free agent, has played in 110 games (85 starts) with the Cardinals (2022), Panthers (2020-22), Jets (2016-19). Had best game as a Cardinals in Week 14 vs. NE with 4 catches for 50 yards.

Marquise Brown – Played three seasons (2019-21) in Baltimore where he appeared in 46 games and totaled 195 receptions for 2,361 yards and 21 TDs. Acquired by Arizona in a draft-day trade in 2022 and has 60 receptions for 641 yards and three TDs in 10 games played in 2022.

Greg Dortch – Originally signed with the Jets as an undrafted rookie free agent in 2019, had a career-high 123 scrimmage yards (98 receiving; 25 rushing) last week vs. Tampa Bay.

A.J. Green – Seven-time Pro Bowl selection (2011-17) and two-time 2nd-team All-Pro (2012-13). First WR in history to be named to the Pro Bowl in each of his first seven seasons. Hauled in his first TD catch of the season in Week 11 at LAR.

DeAndre Hopkins – Five-time Pro Bowler (2015; 2017-20) and four-time All-Pro (2017-20) became the third-youngest player in history to reach 800 career receptions at Minnesota in Week 8. Since his '22 debut in Week 7, ranks second in the NFL with 64 receptions and ranks 10th with 717 receiving yards.

OFFENSIVE LINE

Kelvin Beachum – Selected by Pittsburgh in the seventh round (248th overall) of the 2012 NFL Draft and has started 145 of 150 games played with the Steelers (2012-15), Jaguars (2016), Jets (2017-19) and Cardinals (2020-22). Only player to start every game on offense for Arizona in '22.

Rashaad Coward – Entered the NFL as an undrafted rookie defensive lineman with Chicago in 2017 and played in one game. Switched to O-Line in 2018 and has appeared in 37 games (18 starts).

Cody Ford – Made his Cardinals debut in the win over New Orleans in Week 7, seeing action at LG. Played his first three seasons (2019-21) with Buffalo, playing in 38 games (29 starts).

Max Garcia – Has played 102 games (56 starts) with Denver (2015-18) and Arizona (2019-2022). Has started five games, for AZ in 2022, with two starts at RG and three at LG.

Sean Harlow – Atlanta's fourth round (136th overall) selection of the 2017 NFL Draft and has appeared in 31 games (eight starts) for the Falcons (2019) and Cardinals (2021-2022).

Will Hernandez – A second-round pick by the Giants in 2018, signed with Arizona as a free agent in the offseason. Has started all 11 games played at RG for the Cards in 2022.

Josh Jones – Arizona's 2020 third-round pick (72nd overall) out of Houston where he started all 45 games he played at LT in four seasons (2016-19) for the Cougars. Has played 45 games (19 starts) for the Cardinals during his first three NFL seasons.

Billy Price – Cincinnati's first-round pick (21st overall) in the 2018 NFL Draft out of Ohio State, started 43 of 67 games played in his career with the Cardinals, Giants and Bengals.

Lecitus Smith – Arizona's second pick in the sixth-round (215th overall) of the 2022 NFL Draft out of Virginia Tech, where he appeared in 45 games at guard and left tackle. Made his first NFL start at RG in Week 11 at Los Angeles.

SPECIALISTS

Andy Lee – The four-time All-Pro joined Arizona in 2017 after playing for the 49ers (2004-14), Browns (2015) and Panthers (2016). Ranks third in NFL history in both career punting yards (67,895) and punts inside the 20 (475).

Matt Prater – Two-time Pro Bowler (2013, '16) and NFL record-holder for FGs of 50+ yards (70). Joined Arizona in 2021 after 14 seasons with the Lions, Broncos and Falcons. Has four FGs of 50+ yards (50, 53, 55, 56) in the last two games, marking the first time in his career he has had multiple FGs of 50+ yards in consecutive games.



CARDINALS PLAYER NOTES (DEFENSE)

DEFENSIVE LINE

Zach Allen – Cardinals third-round pick (65th overall) in the 2019 NFL Draft out of Boston College. Has established career highs for sacks (5.5), QB hits (20), passes defended (8) and tackles for loss (10) in 2022.

Michael Dogbe – Selected by Arizona in the seventh round (249th overall) of the 2019 NFL Draft and has appeared in 38 games (three starts) in his first four NFL seasons.

Leki Fotu – Cardinals first pick in the fourth round (114th overall) of the 2020 NFL Draft. Has appeared in 43 games (10 starts) for AZ. Family hails from the island of Tonga.

Trysten Hill – Cowboys second round pick (58th overall) of the 2019 NFL Draft. Has appeared in 31 games (5 starts) in his NFL career. Had first career sack at Denver in Week 15.

Jonathan Ledbetter – Originally signed with Miami as an undrafted free agent in 2019, has played in 15 NFL games with the Dolphins and Cardinals. Has played in 13 games (2 start) with Arizona in 2022.

J.J. Watt – Five-time first-team All-Pro, five-time Pro Bowl selection, three-time NFL Defensive Player of the Year and 2017 Walter Payton NFL Man of the Year. Has 7.0 sacks in the last eight games and 9.5 sacks in 2022. Tied career-high with 3.0 sacks at Denver in Week 15. Recently announced he will retire following the 2022 season.

LINEBACKERS

Zaven Collins – Selected by the Cardinals in the first round (16th overall) of the 2021 NFL Draft out of Tulsa. Has 93 tackles, 2.0 sacks, 10 tackles for loss, a forced fumble, an INT and five passes defended in 2022.

Victor Dimukeje – Selected by Arizona with their first pick of the sixth round (210th overall) of the 2021 NFL Draft out of Duke. Has played in 27 game (2 starts) in first two NFL seasons.

Dennis Gardeck – Named a Pro Bowl alternate on special teams in both 2019 and 2022 and selected as a team captain each of the last three seasons (2020-22). Signed by Arizona as a rookie free agent out of Sioux Falls in 2018.

Markus Golden – Arizona's 2015 second-round pick (58th overall) out of Missouri has appeared in 109 games for the Cardinals (2015-18; 2020-22) and Giants (2019-20). Led the Arizona defense with 11.0 total sacks during the 2021 season.

Kamu Grugier-Hill – Seven-year NFL veteran who posted a career-best 106 tackles season with the Texans in 2021.

Jesse Luketa – Selected by AZ in the seventh round (256th overall) of the 2022 NFL Draft out of Penn State. A native of Ottawa, Ontario, played four seasons (2018-21) at Penn State.

Ben Niemann – Undrafted free agent out of Iowa, signed with Kansas City in 2018 and appeared in 77 games with the Chiefs (2018-21) and Cardinals (2022). Has started eight of 15 games with Arizona this season.

Myjai Sanders – Selected by Arizona in the third round (100th overall) of the 2022 NFL Draft out of Cincinnati. Had a career-high five tackles, his second career sack, his first career forced fumble, a tackle for loss and his first career pass defended in Week 11 at Los Angeles.

Isaiah Simmons – Named to the 2020 PFWA All-Rookie team after being selected eighth by the Cardinals out of Clemson. In the last nine games this season, has 61 tackles, two INTs (one returned for a TD), 3.0 sacks, a forced fumble, a fumble recovery and seven passes defended.

Cameron Thomas – Arizona's first pick in the third-round (87th overall) of the 2022 NFL Draft out of San Diego State. Recorded his second career sack when he took down Chargers QB Justin Herbert in Week 12.

Ezekiel Turner – Signed with Arizona as an undrafted rookie free agent out of Washington in 2018. Has blocked two punts and has 48 special teams tackles in 62 career games.

Tanner Vallejo – Buffalo's 2017 sixth-round (195th overall) pick, has played 80 games with Buffalo (2017), Cleveland (2018), Washington (2019) and Arizona (2019-22).

DEFENSIVE BACKS

Budda Baker – Arizona's 2017 second-round pick (36th overall) out of Washington is a five-time Pro Bowler (2017, '19-22), three-time team captain (2020-22) and a 2020 first-team All-Pro. Leads the team and ranks fourth among NFL DBs with 111 tackles this season.

Chris Banjo – A former undrafted rookie, is in his 10th NFL season. Has played 130 career games with the Packers (2013-16), Saints (2016-18) and Cardinals (2019-22).

Antonio Hamilton – Seven-year NFL veteran has appeared in 84 games (9 starts) with the Raiders (2016-17), Giants (2018-19), Chiefs (2020) and Cardinals (2021-22). Had his first career INT in the Cardinals Week 7 win over New Orleans on Thursday Night Football.

Josh Jackson – A second-round (45th overall) draft pick by the Packers in 2018, has played in 48 games (16 starts) with Green Bay (2018-20), Kansas City (2021) and Pittsburgh (2022). With AZ in the preseason, resigned with the team on 12/26.

Christian Matthew – Arizona's first pick in the seventh-round (244th overall) of the 2022 NFL Draft out of Valdosta State becoming the sixth player to be drafted in school history. Has played in 12 games as a rookie, with his first career start at Denver in Week 15.

Jalen Thompson – Selected by Arizona in the fifth-round of the 2019 NFL Supplemental Draft out of Washington State. Signed a three-year contract extension in September 2022. Is the only active player in the NFL who entered the league through the Supplemental Draft.

Charles Washington – Since entered the league as an undrafted rookie in 2016 with Detroit, has appeared in 67 career games with the Lions (2018-19) and Cardinals (2019-22). Injuries have limited him to four games played in '22.

Jace Whittaker – Since entered the league as an undrafted rookie out of the University of Arizona in 2020, has appeared in 10 games (2 starts) with the Cardinals. Has played in four games this season, making his first two career starts.

Marco Wilson – Selected by Arizona in the fourth-round (136th overall) of the 2021 NFL Draft out of Florida. Has started 26-of-28 games played so far in his NFL career. Recorded two INTs off Bucs QB Tom Brady last week. Leads the team in both INTs (3) and passes defended (10) in 2022.

CARDINALS GAME SUMMARIES



WEEK 1

Kansas City Chiefs 44, Arizona Cardinals 21
63,697 ■ **State Farm Stadium** ■ **Sep 11, 2022**



Kansas City Chiefs	14	9	14	7	—	44
Arizona Cardinals	0	7	0	14	—	21

The Cardinals opened the 2022 regular season against the Kansas City Chiefs at State Farm Stadium. The contest reunited AZ head coach Kliff Kingsbury with KC quarterback Patrick Mahomes, whom he recruited to Texas Tech and coached for three seasons there. On this particular afternoon, it was the pupil who led his team to victory with an impressive passing effort. The 2018 league MVP threw for 360 yards and 5 touchdowns with no INTs in steering the Chiefs to a 44-21 win. Kansas City jumped out early with TDs on their first three drives and never looked back. Playing without several regular starters – including DE JJ Watt, WR DeAndre Hopkins, G Justin Pugh – the Cards battled and late in the first half had opportunities to make it a one score game but could not take advantage of them. The victory gave the Chiefs their eight consecutive season with a week 1 win while the Cardinals fell in the regular season opener for the first time in four seasons under Kingsbury and QB Kyle Murray.

Kansas City received the opening kickoff and proceeded to move 75 yards in 11 plays as Mahomes capped the drive with a 9-yard TD pass to TE Travis Kelce. The next Chiefs drive was equally effective, covering 86 yards in 7 plays. It ended on a Mahomes shovel pass to RB Clyde Edwards-Helaire for a 3-yard score that made it 14-0 late in the opening quarter. The Cards desperately needed a scoring drive and Murray delivered. He completed 4 of 5 pass attempts on the ensuing series, the biggest of which was a 24-yarder to WR Greg Dortch that moved it to the KC35. Shortly thereafter, Kyle scampered 21 yards up the middle to the 2, setting up James Conner's TD run that cut the lead in half at 14-7 two minutes into the second quarter. The next drive saw the Chiefs move 71 yards in 10 plays before facing a 4th-n-2 at the 4; KC went for it and Edwards-Helaire's 4-yard completion from Mahomes made it 20-7 after the PAT failed. With 1:05 to go in the half, the Chiefs continued to lead by 13 and took over at their own 20. On the first play from scrimmage, Mahomes connected with WR Juju Smith-Schuster before LB Dennis Gardeck forced a fumble that CB Byron Murphy recovered at the KC43 with :58 left. AZ soon faced a 4th-n-2 at the 34 but turned it over on downs when Murray's pass attempt was incomplete. The Chiefs quickly moved into position for a 54-yard FG try from Harrison Butker, who returned to action after exiting the game via cart in the first quarter. The kick was good and Kansas City took a 23-7 lead into the halftime locker room.

Kansas City's opening possession of the second half also resulted in a TD, this one a 1-yard pass from Mahomes to TE Jody Fortson. The Chiefs increased their lead to 37-7 late in the third on Mahomes' fifth TD pass of the day, this one a 2-yarder to WR Mecole Hardman. Early in the fourth, Murray's 2-yard TD pass to new Cardinals WR – and Murray's former Oklahoma teammate – Marquise Brown was followed by a successful two-point toss to TE Zach Ertz that made it 37-15. After a TD run by Chiefs RB Isiah Pacheco capped the next KC possession, Ertz's 6-yard TD catch from Murray provided the game's final score with 5:11 remaining.

SCORING DRIVES

TEAM	QTR	TIME	SCORING PLAY	KC	ARI
Chiefs	1	09:37	T.Kelce 9 yd. pass from P.Mahomes (H.Butker kick) (11-75, 5:23)	7	0
Chiefs	1	03:20	C.Edwards-Helaire 3 yd. pass from P.Mahomes (J.Reid kick) (7-86, 4:23)	14	0
Cardinals	2	13:05	J.Conner 2 yd. run (M.Prater kick) (11-75, 5:15)	14	7
Chiefs	2	07:32	C.Edwards-Helaire 4 yd. pass from P.Mahomes (kick failed, wr) (11-75, 5:33)	20	7
Chiefs	2	00:02	H.Butker 54 yd. Field Goal (6-30, 0:33)	23	7
Chiefs	3	09:55	J.Fortson 1 yd. pass from P.Mahomes (H.Butker kick) (4-75, 2:12)	30	7
Chiefs	3	03:56	M.Hardman 2 yd. pass from P.Mahomes (H.Butker kick) (8-66, 4:53)	37	7
Cardinals	4	12:52	M.Brown 6 yd. pass from K.Murray (K.Murray-Z.Ertz pass) (14-75, 6:04)	37	15
Chiefs	4	07:39	I.Pacheco 3 yd. run (H.Butker kick) (9-66, 5:13)	44	15
Cardinals	4	05:11	Z.Ertz 6 yd. pass from K.Murray (pass failed) (6-48, 2:28)	44	21

Team Statistics

	Chiefs	Cardinals
First Downs	33	18
3rd-Down Eff. (Made/Att/Pct)	5/8/63%	3/12/25%
4th-Down Eff. (Made/Att/Pct)	1/1/100%	3/4/75%
Total Net Yards	488	282
Total Plays	66	63
Yards Per Play	7.4	4.5
Rushes/Net Yards	27/128	22/103
Net Passing	360	179
Pass Attempts/Completions	39/30	38/24
Had Intercepted	0	0
Sacked/Yards Lost	0/0	3/26
Punts/Average	2/54.0	5/51.0
Penalties/Yards	3/25	5/49
Fumbles/Lost	5/1	3/0
Possession Time	34:42	25:18

KANSAS CITY CHIEFS

PASSING	ATT	CP	YDS	SK/YD	TD	LG	INT	RTG
Patrick Mahomes	39	30	360	0/0	5	35	0	144.2
TOTAL	39	30	360	0/0	5	35	0	144.2

RUSHING	ATT	YDS	AVG	LG	TD
Isiah Pacheco	12	62	5.2	22	1
Clyde Edwards-Helaire	7	42	6.0	18	0
Jerick McKinnon	4	22	5.5	18	0
Patrick Mahomes	3	5	1.7	4	0
Marquez Valdes-Scantling	1	-3	-3.0	-3	0
TOTAL	27	128	4.7	22	1

RECEIVING	NO	YDS	AVG	LG	TD
Travis Kelce	8	121	15.1	35	1
JuJu Smith-Schuster	6	79	13.2	20	0
Marquez Valdes-Scantling	4	44	11.0	17	0
Clyde Edwards-Helaire	3	32	10.7	25	2
Jerick McKinnon	3	27	9.0	18	0
Mecole Hardman	3	16	5.3	8	1
Sky Moore	1	30	30.0	30	0
Noah Gray	1	10	10.0	10	0
Jody Fortson	1	1	1.0	1t	1
TOTAL	30	360	12.0	35	5

TOP DEFENSE	TOT	SOLO	AST	SCK	YDS	INT
Nick Bolton	10	8	2	0.0	0.0	0
L'Jarius Sneed	8	8	0	1.0	7.0	0
Rashad Fenton	5	4	1	0.0	0.0	0

FIELD GOALS	FGM/FGA	PERCENT	RESULTS
Harrison Butker	1-1	100.0	54G
TOTAL	1-1	100.0	

ARIZONA CARDINALS

PASSING	ATT	CP	YDS	SK/YD	TD	LG	INT	RTG
Kyler Murray	34	22	193	2/18	2	26	0	99.3
Trace McSorley	4	2	12	1/8	0	10	0	56.2
TOTAL	38	24	205	3/26	2	26	0	94.7

RUSHING	ATT	YDS	AVG	LG	TD
Kyler Murray	5	29	5.8	21	0
Eno Benjamin	4	28	7.0	16	0
James Conner	10	26	2.6	8	1
Trace McSorley	3	20	6.7	14	0
TOTAL	22	103	4.7	21	1

RECEIVING	NO	YDS	AVG	LG	TD
Greg Dortch	7	63	9.0	24	0
James Conner	5	29	5.8	11	0
Marquise Brown	4	43	10.8	26	1
Eno Benjamin	3	33	11.0	22	0
Zach Ertz	2	14	7.0	8	1
A.J. Green	2	13	6.5	8	0
Andy Isabella	1	10	10.0	10	0
TOTAL	24	205	8.5	26	2

TOP DEFENSE	TOT	SOLO	AST	SCK	YDS	INT
Budda Baker	13	7	6	0.0	0.0	0
Jalen Thompson	9	9	0	0.0	0.0	0
Zaven Collins	7	4	3	0.0	0.0	0

FIELD GOALS	FGM/FGA	PERCENT	RESULTS
	No Field Goals		

CARDINALS GAME SUMMARIES



WEEK 2

Arizona Cardinals 29, Las Vegas Raiders 23 (OT)
61,707 Allegiant Stadium Sep 18, 2022



Arizona Cardinals	0	0	7	16	6	—	29
Las Vegas Raiders	7	13	3	0	0	—	23

The Cardinals made their first-ever appearance at Allegiant Field for a week 2 showdown with the Raiders and it was one for the ages. Vegas jumped out to a 20-0 halftime lead and led 23-7 after 3 quarters. But the gritty Cardinals battled back. And QB Kyler Murray engineered one of the greatest and most improbable comebacks in franchise history. Arizona would score the game's final 22 points, send the contest to overtime with a TD and 2-point conversion as regulation expired, and win it in the extra period with the longest OT return of a fumble in NFL history. It was the franchise's biggest comeback since 1999 and 5th largest ever; it was also the greatest comeback ever against the Raiders.

While the game ended in thrilling fashion for Arizona, its beginning was inauspicious. The Raiders took the opening kickoff, moved 75 yards in 15 plays and Derek Carr's 1-yard TD pass to WR Davante Adams made it 7-0. The next Vegas drive reached the AZ12 in 8 plays before Daniel Carlson's 32-yard FG made it 10-0. The Raiders increased it to 17-0 on their next possession when Carr capped a 7-play, 59-yard drive with his 3-yard scoring pass to TE Darren Waller. With just over 2 minutes to go in the first half, the Cards faced a 3rd-n-2 at the LV42 when Murray's pass attempt to Hollywood Brown was intercepted by CB Amik Robertson. The return set Vegas up at its own 27 with 1:51 to go. That was enough time to move into position for a 55-yard Carlson FG as the half expired that made it 20-0 at intermission. In their history, the Cardinals were 0-88-1 in games they trailed by 20+ points at halftime.

The AZ comeback began on its 2nd offensive series of the 3rd quarter. Murray completed 5 of 7 passes for 66 yards and ended the 79-yard drive with a scoring pass to WR Greg Dortch, a 5-yarder that was his first NFL TD catch. A 47-yard pass interference penalty on the ensuing Vegas possession led to a 25-yard Carlson FG that made it 23-7 late in the 3rd quarter. Two minutes into the 4th, the Cards trailed by 16 but were at the LV11 when they went for it on 4th-n-1. It ended there, though, as Murray's pass was just beyond the reach of TE Zach Ertz. However, 3 straight incompletions led to a punt and more importantly took just 9 seconds off the clock. An 18-yard Dortch punt return set AZ up at its own 46 with 12:07 to play. Murray marched the Cards to the LV25 where they faced a 4th-n-4 midway thru the 4th and down 16. They went for it and converted when Brown made a spectacular 1-handed grab at the 1. A play later, RB Darrel Williams punched it in and the Cards went for 2. What happened on that try was unforgettable and vintage Murray; the QB kept the pass play alive for 20 seconds, snaking around in the backfield for almost 85 total yards before finally outracing the defense to the pylon for a successful conversion. After another Vegas punt, the Cards took over at their own 27, down 8 with 4:43 to play. Needing to cover 73 yards and another 2-point conversion to force OT, AZ soon faced a 4th-n-1 at the LV43. A Murray scramble picked it up. With :30 left it was 4th-n-4 at the 6 when a defensive holding foul kept the drive going. It set up a 1st-n-goal at the 3 but after 3 incompletions it was 4th-n-goal from there with time for one more shot. Murray again delivered, scrambling to his left and into the end zone to cap the incredible 18-play drive. AZ still needed a 2-point conversion to send the game to OT and a delay penalty pushed the try back to the 7. It didn't matter. Murray fired a dart to WR AJ Green in the back of the end zone and the game was tied.

AZ won the OT coin toss and advanced to the LV37. They went for it on 4th-n-1 from there but Brown could not hold onto a Murray pass down the left side and the Raiders took over. On the edge of FG range, they faced 2nd-n-10 at the AZ39 when Carr hit WR Hunter Renfrow with a short pass but LB Isaiah Simmons dislodged the ball with a devastating hit. CB Byron Murphy scooped the loose ball and returned it 59 yards down the sideline to clinch the amazing comeback victory.

SCORING DRIVES

TEAM	QTR	TIME	SCORING PLAY	ARI	LV
Raiders	1	05:22	D.Adams 1 yd. pass from D.Carr (D.Carlson kick) (15-75, 9:38)	0	7
Raiders	2	11:40	D.Carlson 32 yd. Field Goal (9-66, 4:41)	0	10
Raiders	2	07:00	D.Waller 3 yd. pass from D.Carr (D.Carlson kick) (7-59, 2:02)	0	17
Raiders	2	00:00	D.Carlson 55 yd. Field Goal (9-36, 1:51)	0	20
Cardinals	3	06:03	G.Dortch 5 yd. pass from K.Murray (M.Prater kick) (11-79, 5:27)	7	20
Raiders	3	01:38	D.Carlson 25 yd. Field Goal (8-68, 4:25)	7	23
Cardinals	4	08:13	D.Williams 1 yd. run (K.Murray run) (9-54, 3:54)	15	23
Cardinals	4	00:00	K.Murray 3 yd. run (K.Murray-A.Green pass) (18-73, 4:43)	21	23
Cardinals	OT	03:51	B.Murphy 59 yd. fumble return	29	23

Team Statistics

	Cardinals	Raiders
First Downs	28	20
3rd-Down Eff. (Made/Att/Pct)	3/13/23%	6/11/55%
4th-Down Eff. (Made/Att/Pct)	3/5/60%	0/0/0%
Total Net Yards	413	324
Total Plays	78	61
Yards Per Play	5.3	5.3
Rushes/Net Yards	28/143	21/80
Net Passing	270	244
Pass Attempts/Completions	49/31	39/25
Had Intercepted	1	0
Sacked/Yards Lost	1/7	1/8
Punts/Average	3/45.3	3/53.7
Penalties/Yards	12/120	10/68
Fumbles/Lost	0/0	2/1
Possession Time	36:22	29:47

ARIZONA CARDINALS

PASSING	ATT	CP	YDS	SK/YD	TD	LG	INT	RTG
Kyler Murray	49	31	277	1/7	1	29	1	76.7
TOTAL	49	31	277	1/7	1	29	1	76.7

RUSHING	ATT	YDS	AVG	LG	TD
Darrel Williams	8	59	7.4	30	1
Eno Benjamin	8	31	3.9	7	0
Kyler Murray	5	28	5.6	10	1
James Conner	7	25	3.6	6	0
TOTAL	28	143	5.1	30	2

RECEIVING	NO	YDS	AVG	LG	TD
Zach Ertz	8	75	9.4	16	0
Marquise Brown	6	68	11.3	24	0
Greg Dortch	4	55	13.8	29	1
Eno Benjamin	3	20	6.7	9	0
A.J. Green	3	16	5.3	10	0
James Conner	2	26	13.0	21	0
Andre Baccellia	2	12	6.0	11	0
Darrel Williams	2	3	1.5	2	0
Stephen Anderson	1	2	2.0	2	0
TOTAL	31	277	8.9	29	1

TOP DEFENSE	TOT	SOLO	AST	SCK	YDS	INT
Jalen Thompson	10	7	3	0.0	0.0	0
Zaven Collins	8	5	3	0.0	0.0	0
Budda Baker	6	5	1	0.0	0.0	0

FIELD GOALS	FGM/FGA	PERCENT	RESULTS
	No Field Goals		

LAS VEGAS RAIDERS

PASSING	ATT	CP	YDS	SK/YD	TD	LG	INT	RTG
Derek Carr	39	25	252	1/8	2	23	0	99.5
TOTAL	39	25	252	1/8	2	23	0	99.5

RUSHING	ATT	YDS	AVG	LG	TD
Josh Jacobs	19	69	3.6	13	0
Derek Carr	1	9	9.0	9	0
Zamir White	1	2	2.0	2	0
TOTAL	21	80	3.8	13	0

RECEIVING	NO	YDS	AVG	LG	TD
Hunter Renfrow	7	59	8.4	20	0
Darren Waller	6	50	8.3	19	1
Mack Hollins	5	66	13.2	23	0
Foster Moreau	3	30	10.0	19	0
Davante Adams	2	12	6.0	11	1
Ameer Abdullah	1	23	23.0	23	0
Josh Jacobs	1	12	12.0	12	0
TOTAL	25	252	10.1	23	2

TOP DEFENSE	TOT	SOLO	AST	SCK	YDS	INT
Divine Deablo	16	6	10	0.0	0.0	0
Jayon Brown	12	8	4	0.0	0.0	0
Nate Hobbs	11	9	2	0.0	0.0	0

FIELD GOALS	FGM/FGA	PERCENT	RESULTS
Daniel Carlson	3-3	100.0	32G, 55G, 25G
TOTAL	3-3	100.0	

CARDINALS GAME SUMMARIES



WEEK 3

Los Angeles Rams 20, Arizona Cardinals 12

63,243 ■ State Farm Stadium ■ Sep 25, 2022



Los Angeles Rams	10	3	7	0	—	20
Arizona Cardinals	0	6	3	3	—	12

In a match-up of 1-1 teams, the defending Super Bowl champion Rams came to State Farm Stadium and jumped out to an early 13-0 lead, thanks to a pair of field goals and a TD. The Cardinals would respond with the game's next three scores. They were lengthy drives of 19, 17 and 16 plays that produced FGs rather than TDs but it still got AZ to within 4 points late in the third quarter. However, LA's second TD of the day made it 20-9 and the Cards would only be able to close to within 8 before running out of time. QB Kyler Murray set career highs in completions (37) and attempts (58) and his favorite target was Marquise Brown. The WR racked up 140 yards on a career-best 14 receptions, a total that tied the 2nd most in franchise history.

The Rams forced a punt on the Cardinals' game opening drive and LA's Michael Hoecht got a hand on it to set the visitors up at the AZ35. Arizona's defense rose to the challenge and limited the Rams to a 22-yard Matt Gay FG that made it 3-0. Following a 3-n-out from the AZ offense, the Rams took over their own 42. Six plays later they had it at the AZ20 when WR Cooper Kupp went in motion, took a handoff from QB Matthew Stafford and raced around the left end for 20 yards and a TD that made it 10-0. Gay's 40-yard FG capped LA's next drive and put the Rams up 13-0 early in the 2nd quarter. With 11:21 left in the half, AZ took over at its own 30 and down 13-0. The Cards would move 65 yards in 19 plays, converting a pair of 4th downs on a much-needed drive. It would reach the 5 but no further and Matt Prater's 23-yard FG made it 13-3 with 1:51 before halftime. After forcing another 3-n-out by the LA offense, the Cards took over at their own 28 with :48 left in the first half. Murray moved them 47 yards, the biggest chunk of which came on a 30-yard completion to WR Greg Dortch on the last play before Prater's 45-yard FG made it 13-65 at intermission.

Arizona opened the 2nd half by forcing a 3-n-out that included a JJ Watt sack of Stafford. The Cards offense then took over at its own 11 and soon faced a 4th-n-1 at the 20; they went for it and RB James Conner converted. The drive would reach the LA31 and Prater's 3rd straight FG – this one from 49 – made it a 4-point game with 5:10 to go in the 3rd quarter. On the ensuing LA possession, the Rams soon faced a 3rd-n-11 from their own 24 when Stafford escaped a sack from LB Zaven Collins and hit Cupp for 11 and the first down. A screen to TE Tyler Higbee picked up 26 yards and Cam Akers' 14-yard TD run ended the drive to put LA up 20-9 with 16 minutes to play. With 11:30 remaining, the Cards had reached the LA26 where they went for it on 4th-n-4 but Murray's pass attempt to Brown was batted away. Up 11 with 7 minutes to go, the Rams advanced to AZ1 and poised to put the game away; however, S Budda Baker forced an Akers fumble that Jalen Thompson recovered to keep it a 2-possession game. Murray would move AZ to the LA13 in 16 plays – the longest of which was 14 yards – and Prater's 31-yard FG with 1:07 pulled the Cards to within 8. They would need an onside kick recovery to keep their hopes alive but the Rams dashed them by successfully corraling the kick.

SCORING DRIVES

TEAM	QTR	TIME	SCORING PLAY	LAR	ARI
Rams	1	09:45	M.Gay 22 yd. Field Goal (8-31, 3:49)	3	0
Rams	1	04:00	C.Kupp 20 yd. run (M.Gay kick) (7-58, 4:50)	10	0
Rams	2	13:23	M.Gay 40 yd. Field Goal (6-58, 3:08)	13	0
Cardinals	2	01:51	M.Prater 23 yd. Field Goal (19-65, 9:30)	13	3
Cardinals	2	00:02	M.Prater 43 yd. Field Goal (8-47, 0:46)	13	6
Cardinals	3	05:10	M.Prater 49 yd. Field Goal (16-58, 7:47)	13	9
Rams	3	01:00	C.Akers 14 yd. run (M.Gay kick) (8-75, 4:10)	20	9
Cardinals	4	01:07	M.Prater 31 yd. Field Goal (17-84, 5:32)	20	12

Team Statistics

	Rams	Cardinals
First Downs	15	23
3rd-Down Eff. (Made/Att/Pct)	3/8/38%	6/18/33%
4th-Down Eff. (Made/Att/Pct)	0/0/0%	4/5/80%
Total Net Yards	339	365
Total Plays	46	81
Yards Per Play	7.4	4.5
Rushes/Net Yards	20/100	21/70
Net Passing	239	295
Pass Attempts/Completions	25/18	58/37
Had Intercepted	0	0
Sacked/Yards Lost	1/10	2/19
Punts/Average	3/45.0	4/40.0
Penalties/Yards	6/35	6/50
Fumbles/Lost	1/1	1/0
Possession Time	26:04	33:56

LOS ANGELES RAMS

PASSING	ATT	CP	YDS	SK/YD	TD	LG	INT	RTG
Matthew Stafford	25	18	249	1/10	0	32	0	103.6
TOTAL	25	18	249	1/10	0	32	0	103.6

RUSHING	ATT	YDS	AVG	LG	TD
Cam Akers	12	61	5.1	14t	1
Cooper Kupp	1	20	20.0	20t	1
Darrell Henderson Jr.	4	17	4.3	7	0
Matthew Stafford	3	2	0.7	4	0
TOTAL	20	100	5.0	20T	2

RECEIVING	NO	YDS	AVG	LG	TD
Ben Skowronek	4	66	16.5	32	0
Tyler Higbee	4	61	15.3	26	0
Cooper Kupp	4	44	11.0	14	0
Brandon Powell	3	27	9.0	16	0
Allen Robinson II	2	23	11.5	15	0
Kendall Blanton	1	28	28.0	28	0
TOTAL	18	249	13.8	32	0

TOP DEFENSE	TOT	SOLO	AST	SCK	YDS	INT
Derion Kendrick	9	9	0	0.0	0.0	0
Bobby Wagner	9	6	3	0.0	0.0	0
Jalen Ramsey	8	8	0	0.0	0.0	0

FIELD GOALS	FGM/FGA	PERCENT	RESULTS
Matt Gay	2-2	100.0	22G, 40G
TOTAL	2-2	100.0	

ARIZONA CARDINALS

PASSING	ATT	CP	YDS	SK/YD	TD	LG	INT	RTG
Kyler Murray	58	37	314	2/19	0	30	0	77.8
TOTAL	58	37	314	2/19	0	30	0	77.8

RUSHING	ATT	YDS	AVG	LG	TD
James Conner	13	39	3.0	10	0
Eno Benjamin	5	16	3.2	9	0
Kyler Murray	2	8	4.0	6	0
Darrel Williams	1	7	7.0	7	0
TOTAL	21	70	3.3	10	0

RECEIVING	NO	YDS	AVG	LG	TD
Marquise Brown	14	140	10.0	20	0
Greg Dortch	9	80	8.9	30	0
Zach Ertz	6	45	7.5	12	0
James Conner	3	18	6.0	7	0
Andre Baccellia	2	13	6.5	10	0
Eno Benjamin	2	7	3.5	6	0
Andy Isabella	1	11	11.0	11	0
TOTAL	37	314	8.5	30	0

TOP DEFENSE	TOT	SOLO	AST	SCK	YDS	INT
Budda Baker	8	5	3	0.0	0.0	0
Jalen Thompson	7	5	2	0.0	0.0	0
Zaven Collins	4	4	0	0.0	0.0	0

FIELD GOALS	FGM/FGA	PERCENT	RESULTS
Matt Prater	4-4	100.0	23G, 43G, 49G, 31G
TOTAL	4-4	100.0	

CARDINALS GAME SUMMARIES



WEEK 4

Arizona Cardinals 26, Carolina Panthers 16

69,810 ■ Bank of America Stadium ■ Oct 2, 2022



Arizona Cardinals	0	3	7	16	—	26
Carolina Panthers	0	10	0	6	—	16

The Cardinals traveled to Carolina for a week 4 match-up of teams desperately trying to even their record at 2-2. Arizona had not won a regular season game there since 2002 and the Panthers had won 6 straight in the series. Through two quarters, it looked like they were on their way to making it 7 and took a 10-3 lead into halftime. But the Cards ran off 23 points in the second half as Kyler Murray threw two TDs and ran for another. The AZ defense, meanwhile, was exceptional throughout; it created three takeaways and generally harassed Panthers QB Baker Mayfield all afternoon while limiting RB Christian McCaffrey to 27 rushing yards on 8 attempts. Leading that effort was DE Zach Allen who had a career-day; he finished with 6 tackles, a sack, three knockdowns, two QB hits and a tackle for loss. All of it added up to a 26-16 win that continued Arizona's success on the road with 10 wins in its last 11 opportunities.

On their first possession of the game, the Panthers were stopped on a 3rd-n-1 Mayfield QB sneak and went for it on 4th-n-inches from their own 39; led by LB Zaven Collins, the Cards D stopped McCaffrey and the offense took over. The Cards reached the Carolina 10 where they faced a 4th-n-1 themselves but WR Rondale Moore was tackled behind the line of scrimmage and the threat was extinguished. The game remained scoreless into the 2nd quarter before the Panthers defense created its first points. On 3rd-n-6 from the AZ31, LB Frankie Luvi intercepted a Murray pass intended for Hollywood Brown and returned it 33 yards for a TD. The next series saw the Cards go for it again on 4th-n-1 - this time from their own 42 - but turned it over on downs when the snap went over Murray's head. That gave it back to the Panthers at the AZ42 with 9:02 to go before halftime but they would soon return it. A fumbled exchange between Mayfield and WR Rashard Higgins was recovered by Arizona LB Ben Niemann at the AZ35. The Cards offense then went 50 yards in 8 plays and pull to within 7-3 on Matt Prater's 33-yard FG with 3:34 left in the 2nd quarter. S Jalen Thompson's INT gave the offense the ball back at the AZ18 with 1:05 to go in the half. After a 3-n-out, Carolina took over at its own 35 with :21 left and advanced to the AZ36 on 4 completions before Eddy Pineiro's 54-yard FG as the half expired made it 10-3.

Carolina got the ball to start the 2nd half but on its 3rd play from scrimmage, Allen's 9-yard sack of Mayfield forced a punt. The Cards would then tie the game with a 9-play, 89-yard TD drive. Key plays were a 22-yard reception by TE Zach Ertz and a 37-yard defensive pass interference penalty drawn by WR Marquise Brown. Ertz ended it with a TD pass from Murray on 3rd-n-goal from the 2. After again forcing a Panther punt, the Cards embarked on another long drive, this one consuming 9:26 and extending into the 4th quarter. Matt Prater capped it with his 39-yard FG that gave AZ its first lead at 13-10. On the next play from scrimmage, DE J.J. Watt deflected a Mayfield pass into the air where LB Dennis Gardeck caught it and returned his first career INT 24 yards to the Carolina 5. A play later, Murray ran it in around the right side for a 4-yard TD that made it 20-10 with 10:26 left in the game. Carolina's ensuing series ended when Allen knocked down another Mayfield pass, this time on 4th-n-1 at the CAR 31. Two plays later on 3rd-n-3 from the 23, Murray hit Brown with an over-the-shoulder throw and the WR artfully tapped his toes just inside the end zone. The connection put AZ up 26-10 with 7:37 to play and the game's only other score came on a Mayfield-to-McCaffrey TD pass of 13 yards.

SCORING DRIVES

TEAM	QTR	TIME	SCORING PLAY	ARI	CAR
Panthers	2	12:13	F.Luvu 33 yd. interception return (E.Pineiro kick)	0	7
Cardinals	2	03:34	M.Prater 33 yd. Field Goal (8-50, 3:19)	3	7
Panthers	2	00:00	E.Pineiro 54 yd. Field Goal (5-29, 0:21)	3	10
Cardinals	3	07:42	Z.Ertz 2 yd. pass from K.Murray (M.Prater kick) (9-89, 5:08)	10	10
Cardinals	4	11:22	M.Prater 39 yd. Field Goal (15-57, 9:26)	13	10
Cardinals	4	10:26	K.Murray 4 yd. run (M.Prater kick) (2-5, 0:42)	20	10
Cardinals	4	07:37	M.Brown 23 yd. pass from K.Murray (pass failed) (3-31, 1:36)	26	10
Panthers	4	04:47	C.McCaffrey 13 yd. pass from B.Mayfield (pass failed) (9-74, 2:50)	26	16

Team Statistics

	Cardinals	Panthers
First Downs	20	11
3rd-Down Eff. (Made/Att/Pct)	6/15/40%	2/10/20%
4th-Down Eff. (Made/Att/Pct)	0/2/0%	1/3/33%
Total Net Yards	338	220
Total Plays	70	51
Yards Per Play	4.8	4.3
Rushes/Net Yards	37/132	13/40
Net Passing	206	180
Pass Attempts/Completions	32/23	36/22
Had Intercepted	1	2
Sacked/Yards Lost	1/1	2/17
Punts/Average	3/56.7	4/52.3
Penalties/Yards	7/61	6/76
Fumbles/Lost	2/0	2/1
Possession Time	38:35	21:25

ARIZONA CARDINALS

PASSING	ATT	CP	YDS	SK/YD	TD	LG	INT	RTG
Kyler Murray	32	23	207	1/1	2	23t	1	96.7
TOTAL	32	23	207	1/1	2	23T	1	96.7

RUSHING	ATT	YDS	AVG	LG	TD
James Conner	15	55	3.7	8	0
Eno Benjamin	5	36	7.2	15	0
Kyler Murray	12	26	2.2	10	1
Darrel Williams	4	19	4.8	13	0
Rondale Moore	1	-4	-4.0	-4	0
TOTAL	37	132	3.6	15	1

RECEIVING	NO	YDS	AVG	LG	TD
Marquise Brown	6	88	14.7	23t	1
Zach Ertz	6	47	7.8	23	1
Trey McBride	3	24	8.0	11	0
James Conner	3	22	7.3	14	0
Rondale Moore	3	11	3.7	7	0
Eno Benjamin	1	9	9.0	9	0
Greg Dortch	1	6	6.0	6	0
TOTAL	23	207	9.0	23T	2

TOP DEFENSE	TOT	SOLO	AST	SCK	YDS	INT
Zaven Collins	8	6	2	0.0	0.0	0
Zach Allen	6	3	3	1.0	9.0	0
Budda Baker	5	2	3	0.0	0.0	0

FIELD GOALS	FGM/FGA	PERCENT	RESULTS
Matt Prater	2-2	100.0	33G, 39G
TOTAL	2-2	100.0	

CAROLINA PANTHERS

PASSING	ATT	CP	YDS	SK/YD	TD	LG	INT	RTG
Baker Mayfield	36	22	197	2/17	1	34	2	61.9
TOTAL	36	22	197	2/17	1	34	2	61.9

RUSHING	ATT	YDS	AVG	LG	TD
Christian McCaffrey	8	27	3.4	10	0
DJ Moore	1	11	11.0	11	0
D'Onta Foreman	1	2	2.0	2	0
Baker Mayfield	2	0	0.0	0	0
Laviska Shenault Jr.	1	0	0.0	0	0
TOTAL	13	40	3.1	11	0

RECEIVING	NO	YDS	AVG	LG	TD
Christian McCaffrey	9	81	9.0	34	1
DJ Moore	6	50	8.3	16	0
Tommy Tremble	3	34	11.3	16	0
Robbie Anderson	3	26	8.7	13	0
Ian Thomas	1	6	6.0	6	0
TOTAL	22	197	9.0	34	1

TOP DEFENSE	TOT	SOLO	AST	SCK	YDS	INT
Frankie Luvi	11	6	5	0.0	0.0	1
Shaq Thompson	8	3	5	0.0	0.0	0
Brian Burns	7	4	3	1.0	1.0	0

FIELD GOALS	FGM/FGA	PERCENT	RESULTS
Eddy Pineiro	1-1	100.0	54G
TOTAL	1-1	100.0	

CARDINALS GAME SUMMARIES



WEEK 5 Philadelphia Eagles 20, Arizona Cardinals 17 63,919 ■ State Farm Stadium ■ Oct 9, 2022

Philadelphia Eagles	7	7	3	3	—	20
Arizona Cardinals	0	10	0	7	—	17

In week 5, the NFL's only remaining undefeated team came to State Farm Stadium when the 2-2 Cardinals hosted the 4-0 Philadelphia Eagles. The visitors took an early 14-0 but the Cards battled back to tie it at 17 in the 4th. After Philly went up 3 on a go-ahead FG with 1:45 to play, Arizona had a chance to send the game into OT but a 43-yard FG try in the closing seconds was wide right. The Cardinals defense was exceptional holding Philadelphia to a season-low 20 points and just 6 in the second half. Marquise Brown led the Cards with 78 receiving yards on 8 catches with a TD.

The Eagles drew first blood with a TD on their opening offensive possession. Completions of 14 & 10 yards to TE Dallas Goedert were followed by two to WR AJ Brown (15 & 11) that kept the 11-play, 64-yard drive going. QB Jalen Hurts capped it with his 1-yard QB keeper and Philly led 7-0. On the next play from scrimmage, Tyler Murray's pass down the deep middle intended for Brown was intercepted by S CJ Gardner-Johnson, setting the Eagles up at their own 35. However, they would not capitalize as Arizona's defense sent them 3-n-out. Late in the opening quarter, Philly faced a 3rd-n-12 at its own 11 but Hurts found DeVonta Smith for 22 to the 33. A 20-yard connection between those 2 followed and the 16-play, 87-yard drive ultimately concluded with another 1-yard TD sneak. AZ seemed to seize some momentum on the opening play of the next Philly drive when S Jalen Thompson picked a Hurts pass across the middle but replay overturned it. The Cards still sent the Eagles 3-n-out and following the punt took over at their own 43 for their best field position of the day. A 13-yard James Conner run moved it to the 44 and was followed by a 14-yard Brown catch to the PHI32. On 3rd-n-2 from the 25, Murray found Brown in the middle of the field and the speedy WR slipped a tackle before racing into the end zone. AZ forced another Eagles punt and took over at its own 7 with 3:22 to go in the half. Stopped on 3rd down at their own 28, the Cards lined up to punt but ran a fake instead; the snap went to the up-back, RB Darrell Williams, who ran for 7 and picked up the first down. The very lengthy drive (16 plays, 91 yards) took 9:38 off the clock and Matt Amendola's 20-yard FG as the half expired trimmed Philly's lead to 14-10. Amendola was signed during the week as a replacement for the team's regular kicker, Matt Prater (hip).

Philly increased its lead to 17-10 on the opening drive of the 3rd quarter when Cameron Dicker's 42-yard FG capped a 10-play, 51-yard drive. After the teams traded punts, AZ took over at its own 10 in the final minute of the 3rd quarter. Injuries to starting RB James Conner as well as back-ups Darrell Williams and Jonathan Ward, left Eno Benjamin as the Cardinals only available RB. Thanks largely to Murray completing all 6 of his pass attempts on the drive (for 58 yards), AZ reached the PHI11 in 11 plays; from there Benjamin ran it in to tie the game with 9:43 to go in the game. Hurts then led the Eagles into AZ territory and with 4:28 left, they faced 3rd-n-12 at the Cards 36; they picked it up thanks to a 16-yard Hurts-to-Goedert completion. The drive would reach the AZ5 and Dicker's 23-yard FG put Philly up 20-17. After the kickoff, the Cards took over at their own 25 with 1:45 to go and no timeouts. A 15-yard Murray run and 4 completions covered 31 yards, taking the Cards to the PHI34 with :36 left. A Murray burst up the middle appeared to gain 10+ yards on 2nd-n-10 and the Cards stopped the clock with a spike with :22 left. However, officials spotted it as just a 9-yard gain and after the spike it was 4th-n-1 at the 25. AZ sent out the FG unit to tie it but Amendola's 43-yard attempt sailed right.

SCORING DRIVES

TEAM	QTR	TIME	SCORING PLAY	PHI	ARI
Eagles	1	08:02	J.Hurts 1 yd. run (C.Dicker kick) (11-64, 4:13)	7	0
Eagles	2	10:11	J.Hurts 1 yd. run (C.Dicker kick) (16-87, 7:20)	14	0
Cardinals	2	05:24	M.Brown 25 yd. pass from K.Murray (M.Ammendola kick) (6-57, 2:16)	14	7
Cardinals	2	00:00	M.Ammendola 20 yd. Field Goal (16-91, 3:22)	14	10
Eagles	3	09:57	C.Dicker 42 yd. Field Goal (10-51, 5:03)	17	10
Cardinals	4	09:43	E.Benjamin 11 yd. run (M.Ammendola kick) (12-90, 5:37)	17	17
Eagles	4	01:45	C.Dicker 23 yd. Field Goal (17-70, 7:58)	20	17

Team Statistics

	Eagles	Cardinals
First Downs	24	23
3rd-Down Eff. (Made/Att/Pct)	6/13/46%	8/14/57%
4th-Down Eff. (Made/Att/Pct)	1/1/100%	1/1/100%
Total Net Yards	357	363
Total Plays	71	69
Yards Per Play	5.0	5.3
Rushes/Net Yards	33/139	26/124
Net Passing	218	239
Pass Attempts/Completions	36/26	42/28
Had Intercepted	0	1
Sacked/Yards Lost	2/21	1/11
Punts/Average	4/46.0	4/49.0
Penalties/Yards	3/30	2/15
Fumbles/Lost	1/0	0/0
Possession Time	34:39	25:21

PHILADELPHIA EAGLES

PASSING	ATT	CP	YDS	SK/YD	TD	LG	INT	RTG
Jalen Hurts	36	26	239	2/21	0	31	0	89.9
TOTAL	36	26	239	2/21	0	31	0	89.9

RUSHING	ATT	YDS	AVG	LG	TD
Jalen Hurts	15	61	4.1	17	2
Miles Sanders	15	58	3.9	12	0
Kenneth Gainwell	3	20	6.7	11	0
TOTAL	33	139	4.2	17	2

RECEIVING	NO	YDS	AVG	LG	TD
DeVonta Smith	10	87	8.7	22	0
Dallas Goedert	8	95	11.9	31	0
A.J. Brown	3	32	10.7	15	0
Quez Watkins	3	19	6.3	7	0
Miles Sanders	2	6	3.0	8	0
TOTAL	26	239	9.2	31	0

TOP DEFENSE	TOT	SOLO	AST	SCK	YDS	INT
C.J. Gardner-Johnson	10	10	0	0.0	0.0	1
Darius Slay	9	7	2	0.0	0.0	0
T.J. Edwards	8	5	3	0.0	0.0	0

FIELD GOALS	FGM/FGA	PERCENT	RESULTS
Cameron Dicker	2-2	100.0	42G, 23G
TOTAL	2-2	100.0	

ARIZONA CARDINALS

PASSING	ATT	CP	YDS	SK/YD	TD	LG	INT	RTG
Kyler Murray	42	28	250	1/11	1	28	1	80.5
TOTAL	42	28	250	1/11	1	28	1	80.5

RUSHING	ATT	YDS	AVG	LG	TD
James Conner	9	55	6.1	17	0
Kyler Murray	4	42	10.5	15	0
Eno Benjamin	8	25	3.1	11t	1
Darrel Williams	3	9	3.0	7	0
Rondale Moore	2	-7	-3.5	-2	0
TOTAL	26	124	4.8	17	1

RECEIVING	NO	YDS	AVG	LG	TD
Marquise Brown	8	78	9.8	25t	1
Rondale Moore	7	68	9.7	28	0
Zach Ertz	6	48	8.0	11	0
Eno Benjamin	3	28	9.3	16	0
A.J. Green	3	20	6.7	9	0
James Conner	1	8	8.0	8	0
TOTAL	28	250	8.9	28	1

TOP DEFENSE	TOT	SOLO	AST	SCK	YDS	INT
Isaiah Simmons	13	8	5	0.0	0.0	0
Byron Murphy Jr.	9	7	2	0.5	5.0	0
Marco Wilson	8	7	1	0.0	0.0	0

FIELD GOALS	FGM/FGA	PERCENT	RESULTS
Matt Amendola	1-2	50.0	20G, 43WR
TOTAL	1-2	50.0	

CARDINALS GAME SUMMARIES



WEEK 6

Arizona Cardinals 9, Seattle Seahawks 19
68,867 ■ Lumen Field ■ Oct 16, 2022



Arizona Cardinals	3	0	6	0	—	9
Seattle Seahawks	3	6	3	7	—	19

On a warm, sunny week 6 afternoon in Seattle, the Cardinals faced the Seahawks in a match-up of 2-3 teams that were playing for a share of the division lead. Each team would produce just one touchdown but Seattle complemented theirs with 4 Jason Myers FGs while the Cardinals turned it over on downs 3 times when going for it on 4th-n-short situations inside the SEA 30. After losing 3 RBs to injury the week before, the Cardinals offense started the game without C Rodney Hudson and soon lost G Justin Pugh to injury. Arizona's defense was again exceptional, limiting Seattle to 19 points and just one touchdown. But that one TD and the 4 FGs were enough for Seattle to secure a 19-9 win on this day to secure the win.

Arizona opened the game by taking the opening kickoff and marching deep into Seattle territory thanks to a pair of big gains on 3rd down. The first came when Kyle Murray converted a 3rd-n-4 from the AZ25 with his 42-yard run to the SEA33. Then on 3rd-6 from the SEA26, a 23-yard catch-and-run by WR Rondale Moore took it to the 3. That set-up Matt Amendola's 23-yard FG that gave Arizona a 3-0 lead and its first opening quarter points of the season. Seattle responded with a FG drive of its own and Jason Myers' 39-yard kick tied the game with 6:41 left in the first quarter; 47 of the drive's 54 yards came on consecutive Kenneth Walker runs of 17 and 34 yards. On the first play of the 2nd quarter, the Cards went for it on 4th-n-4 from the SEA20 but turned it over on downs when Murray's pass was incomplete. Midway thru the 2nd quarter, Seattle marched to the AZ7 and faced a 3rd-n-2. DT Rashard Lawrence tackled Walker in the backfield for a 2-yard loss and Myers' 27-yard FG put the Seahawks up 6-3. With 0:55 left in the first half, Seattle took over at its own 32 with one timeout. A 22-yard Marquise Goodwin reception on the drive's first play was followed by Smith's 24-yard scramble to the AZ22. The Seahawks would reach the 15 but no further and Myers' 3rd FG of the game – this one a 34-yarder – made it 9-3 at intermission.

After forcing a Seattle 3-n-out to open the 3rd quarter, Arizona again advanced deep into Seahawks territory. The biggest plays were a 14-yard Moore reception and a 15-yard Murray run. The Cards faced 4th-n-2 at the 27 and again went for it but under pressure, Murray was forced into an incompleteness. Seattle took over from there and received the benefit of a roughing the passer call as well as a defensive holding flag that wiped out a 3rd down stop. Myers' 4th FG of the day (32 yards) would end the drive and put the Seahawks up 12-3 with 4:11 left in the 3rd quarter. On the first play of the next drive, Murray hit Zach Ertz for a 21-yard gain to the SEA43. On 3rd-n-6 from the SEA39, Murray scrambled for the first down but fumbled at the end of the run and Seattle recovered at its own 19. AZ's defense sent the Seahawks 3-n-out, including a sack by rookie LB Myjai Sanders that backed it up to the 10 and forced a Seattle punt from its own end zone. On a frenetic play, LB Ezekiel Turner hit punter Michael Dickson forcing a fumble that S Chris Banjo recovered for a TD. After the PAT kick failed, the Cards trailed 12-9 in the final minute of the 3rd quarter. The Seahawks responded by moving 75 yards in 7 plays and capped it with their first and only TD of the day, an 11-yard Walker run around the left end. Trailing by 10 early in the 4th, the Cards would again advance deep into Seattle territory and again went for it on a 4th-n-short; this time it was 4th-n-2 at the 23 and SEA ended the threat with a sack. The AZ defense would force 3-n-outs on the next two Seattle possessions but the offense could not take advantage and the game ended in a 19-9 Seahawks win.

SCORING DRIVES

TEAM	QTR	TIME	SCORING PLAY	ARI	SEA
Cardinals	1	10:20	M.Amendola 23 yd. Field Goal (10-76, 4:40)	3	0
Seahawks	1	06:41	J.Myers 39 yd. Field Goal (8-54, 3:39)	3	3
Seahawks	2	06:05	J.Myers 27 yd. Field Goal (10-51, 4:44)	3	6
Seahawks	2	00:00	J.Myers 34 yd. Field Goal (7-53, 0:55)	3	9
Seahawks	3	04:11	J.Myers 32 yd. Field Goal (9-58, 5:00)	3	12
Cardinals	3	00:54	C.Banjo fumble recovery in end zone (kick failed, wl)	9	12
Seahawks	4	13:24	K.Walker 11 yd. run (J.Myers kick) (7-75, 2:30)	9	19

Team Statistics

	Cardinals	Seahawks
First Downs	15	19
3rd-Down Eff. (Made/Att/Pct)	4/16/25%	4/14/29%
4th-Down Eff. (Made/Att/Pct)	1/5/20%	0/1/0%
Total Net Yards	315	296
Total Plays	71	66
Yards Per Play	4.4	4.5
Rushes/Net Yards	28/144	30/136
Net Passing	171	160
Pass Attempts/Completions	37/23	31/20
Had Intercepted	1	0
Sacked/Yards Lost	6/51	5/37
Punts/Average	4/40.5	6/48.8
Penalties/Yards	6/53	6/44
Fumbles/Lost	3/1	2/1
Possession Time	30:44	29:16

ARIZONA CARDINALS

PASSING	ATT	CP	YDS	SK/YD	TD	LG	INT	RTG
Kyler Murray	37	23	222	6/51	0	32	1	67.6
TOTAL	37	23	222	6/51	0	32	1	67.6

RUSHING	ATT	YDS	AVG	LG	TD
Kyler Murray	10	100	10.0	42	0
Eno Benjamin	15	37	2.5	6	0
Keaontay Ingram	3	7	2.3	7	0
TOTAL	28	144	5.1	42	0

RECEIVING	NO	YDS	AVG	LG	TD
Zach Ertz	7	70	10.0	32	0
Rondale Moore	6	49	8.2	26	0
Marquise Brown	5	68	13.6	26	0
Eno Benjamin	3	28	9.3	12	0
A.J. Green	2	7	3.5	5	0
TOTAL	23	222	9.7	32	0

TOP DEFENSE	TOT	SOLO	AST	SCK	YDS	INT
Zaven Collins	8	4	4	2.0	18.0	0
Markus Golden	8	4	4	1.0	6.0	0
Jalen Thompson	7	5	2	0.0	0.0	0

FIELD GOALS	FGM/FGA	PERCENT	RESULTS
Matt Amendola	1-1	100.0	23G
TOTAL	1-1	100.0	

SEATTLE SEAHAWKS

PASSING	ATT	CP	YDS	SK/YD	TD	LG	INT	RTG
Geno Smith	31	20	197	5/37	0	22	0	82.3
TOTAL	31	20	197	5/37	0	22	0	82.3

RUSHING	ATT	YDS	AVG	LG	TD
Kenneth Walker III	21	97	4.6	34	1
Geno Smith	6	48	8.0	24	0
DeeJay Dallas	2	1	0.5	2	0
Michael Dickson	1	-10	-10.0	-10	0
TOTAL	30	136	4.5	34	1

RECEIVING	NO	YDS	AVG	LG	TD
Noah Fant	6	45	7.5	15	0
Dee Eskridge	3	39	13.0	16	0
DK Metcalf	2	34	17.0	17	0
Marquise Goodwin	2	26	13.0	22	0
Tyler Lockett	2	17	8.5	10	0
Kenneth Walker III	2	13	6.5	7	0
Colby Parkinson	2	11	5.5	7	0
Will Dissly	1	12	12.0	12	0
TOTAL	20	197	9.9	22	0

TOP DEFENSE	TOT	SOLO	AST	SCK	YDS	INT
Jordyn Brooks	11	6	5	0.0	0.0	0
Coby Bryant	8	5	3	0.0	0.0	0
Ryan Neal	7	6	1	1.0	6.0	0

FIELD GOALS	FGM/FGA	PERCENT	RESULTS
Jason Myers	4-4	100.0	39G, 27G, 34G, 32G
TOTAL	4-4	100.0	

CARDINALS GAME SUMMARIES



WEEK 7

New Orleans Saints 34, Arizona Cardinals 42
63,290 ■ **State Farm Stadium** ■ **Oct 20, 2022**



New Orleans Saints	7	7	3	17	—	34
Arizona Cardinals	3	25	7	7	—	42

In a Thursday night match-up vs. New Orleans, the Cardinals improved to 3-4 on the season with a 42-34 victory. They trailed 14-6 with 2:30 to play in the 2nd quarter but exploded for 22 points before halftime in a frenetic, game-changing sequence. Two of the three scores came 62 seconds apart on INT return TDs off Andy Dalton, first by CB Marco Wilson and then by LB Isaiah Simmons. Overall the Cards enjoyed a 3-0 advantage in turnovers. The team was also bolstered tremendously by the return of WR DeAndre Hopkins who had 10 receptions for 103 yards in his first action after missing the first 6 games due to suspension. RB Eno Benjamin had the best game of his career, rushing 12 times for 92 yards with a TD as well as a 2-point conversion. QB Kyle Murray was 20-10 passing for 204 yards and ran for 30 yards on 7 carries while playing turnover-free football.

The high-scoring game's point production began early. On the 4th play from scrimmage, Dalton connected down the deep middle with WR Rashid Shaheed for a 53-yard TD. On the ensuing AZ drive, a 31-yard completion to WR Rondale Moore moved it to the NO37. That set-up a 50-yard FG by Rodrigo Blankenship in his first attempt while filling in for the injured Matt Prater. Leading 7-3, the Saints advanced to the AZ10 on their next drive but on 3rd-n-8 from there, Dalton's pass was picked off in the end zone by CB Antonio Hamilton. A 17-yard Murray run was followed by a 45-yarder from Benjamin, setting up Blankenship's 28-yard FG that made it 7-6 early in the 2nd quarter. The Saints responded with a drive that ended on a 3-yard Dalton TD pass to Taysom Hill; it was set-up by a 64-yard catch-n-run from WR Kevin White. Thanks to 6-for-6 passing by Murray, the Cards would move deep into Saints territory on their next drive and went for it on 4th-n-1 at the 4. Murray ran for 2 to the 2 and a play later, rookie RB Keontay Ingram punched it in; that score and Benjamin's run on the 2-point try tied the game at 14 with 2:28 left in the half. On the 2nd play of the ensuing series, Dalton's pass across the middle deflected off the hands WR Marquez Callaway and into the arms of Wilson who raced 38 yards before a leaping dive into the end zone. Now trailing 20-14, the Saints faced a 3rd-n-10 at their own 47. Dalton was pressured by rookie LB Cameron Thomas and his pass down the middle of the field was snared with one hand by Simmons. He returned it 56 yards down the right sideline to complete the pick 6 and the Cards led 28-14 at intermission.

The Saints cut the lead to 28-17 with Will Lutz's FG (25) on their opening possession of the 2nd half. Later in the quarter, the Cards moved 85 yards in 12 plays and took 6:31 off the clock; Murray was 7-8 for 85 yards on the drive and ended it with his 5-yard TD pass to WR Greg Dortch. After Juwan Johnson's 17-yard TD catch from Dalton made it 35-24 with 11:14 to go, the Cards produced another TD drive. The key play was a 15-yard run from Benjamin on 3rd-n-8 from the NO20 and set-up his own 5-yard TD run that made it 42-24 with 6:22 remaining. The Saints would add a late TD and FG but AZ recovered two on-side attempts to seal the win.

SCORING DRIVES

TEAM	QTR	TIME	SCORING PLAY	NO	ARI
Saints	1	12:53	R.Shaheed 53 yd. pass from A.Dalton (W.Lutz kick) (4-75, 2:07)	7	0
Cardinals	1	10:54	R.Blankenship 50 yd. Field Goal (6-43, 1:59)	7	3
Cardinals	2	13:15	R.Blankenship 28 yd. Field Goal (9-70, 3:51)	7	6
Saints	2	10:29	T.Hill 3 yd. pass from A.Dalton (W.Lutz kick) (5-75, 2:46)	14	6
Cardinals	2	02:28	K.Ingram 2 yd. run (E.Benjamin run) (13-75, 8:01)	14	12
Cardinals	2	01:50	M.Wilson 38 yd. interception return (kick failed, wl)	14	20
Cardinals	2	00:46	I.Simmons 56 yd. interception return (K.Murray-Z.Ertz pass)	14	28
Saints	3	09:44	W.Lutz 25 yd. Field Goal (9-54, 4:16)	17	28
Cardinals	3	00:29	G.Dortch 5 yd. pass from K.Murray (R.Blankenship kick) (12-85, 6:31)	17	35
Saints	4	11:14	J.Johnson 17 yd. pass from A.Dalton (W.Lutz kick) (5-46, 1:40)	24	35
Cardinals	4	06:22	E.Benjamin 5 yd. run (R.Blankenship kick) (8-64, 4:52)	24	42
Saints	4	03:07	J.Johnson 1 yd. pass from A.Dalton (W.Lutz kick) (11-75, 3:15)	31	42
Saints	4	00:43	W.Lutz 45 yd. Field Goal (10-53, 1:57)	34	42

Team Statistics

	Saints	Cardinals
First Downs	25	21
3rd-Down Eff. (Made/Att/Pct)	6/13/46%	3/10/30%
4th-Down Eff. (Made/Att/Pct)	1/1/100%	1/1/100%
Total Net Yards	494	326
Total Plays	71	60
Yards Per Play	7.0	5.4
Rushes/Net Yards	22/85	29/137
Net Passing	409	189
Pass Attempts/Completions	49/32	29/20
Had Intercepted	3	0
Sacked/Yards Lost	0/0	2/15
Punts/Average	2/47.0	4/44.3
Penalties/Yards	8/49	4/20
Fumbles/Lost	0/0	2/0
Possession Time	29:02	30:58

NEW ORLEANS SAINTS

PASSING	ATT	CP	YDS	SK/YD	TD	LG	INT	RTG
Andy Dalton	47	30	361	0/0	4	64	3	89.1
Taysom Hill	2	2	48	0/0	0	41	0	118.8
TOTAL	49	32	409	0/0	4	64	3	93.0

RUSHING	ATT	YDS	AVG	LG	TD
Alvin Kamara	11	49	4.5	17	0
Andy Dalton	4	21	5.3	14	0
Taysom Hill	3	9	3.0	3	0
Mark Ingram II	4	6	1.5	5	0
TOTAL	22	85	3.9	17	0

RECEIVING	NO	YDS	AVG	LG	TD
Chris Olave	7	106	15.1	41	0
Alvin Kamara	7	56	8.0	12	0
TreQuan Smith	5	59	11.8	20	0
Juwan Johnson	5	32	6.4	17t	2
Mark Ingram II	3	16	5.3	11	0
Marquez Callaway	2	20	10.0	12	0
Kevin White	1	64	64.0	64	0
Rashid Shaheed	1	53	53.0	53t	1
Taysom Hill	1	3	3.0	3t	1
TOTAL	32	409	12.8	64	4

TOP DEFENSE	TOT	SOLO	AST	SCK	YDS	INT
Pete Werner	7	3	4	0.0	0.0	0
Chris Harris	6	5	1	0.0	0.0	0
Cameron Jordan	6	4	2	1.0	9.0	0

FIELD GOALS	FGM/FGA	PERCENT	RESULTS
Wil Lutz	2-2	100.0	25G, 45G
TOTAL	2-2	100.0	

ARIZONA CARDINALS

PASSING	ATT	CP	YDS	SK/YD	TD	LG	INT	RTG
Kyle Murray	29	20	204	2/15	1	31	0	100.4
TOTAL	29	20	204	2/15	1	31	0	100.4

RUSHING	ATT	YDS	AVG	LG	TD
Eno Benjamin	12	92	7.7	45	1
Kyle Murray	7	30	4.3	17	0
Keaontay Ingram	9	14	1.6	11	1
Greg Dortch	1	1	1.0	1	0
TOTAL	29	137	4.7	45	2

RECEIVING	NO	YDS	AVG	LG	TD
DeAndre Hopkins	10	103	10.3	18	0
Eno Benjamin	4	21	5.3	16	0
Keaontay Ingram	2	23	11.5	24	0
Zach Ertz	2	21	10.5	15	0
Rondale Moore	1	31	31.0	31	0
Greg Dortch	1	5	5.0	5t	1
TOTAL	20	204	10.2	31	1

TOP DEFENSE	TOT	SOLO	AST	SCK	YDS	INT
Zaven Collins	9	6	3	0.0	0.0	0
Antonio Hamilton	6	6	0	0.0	0.0	1
Byron Murphy Jr.	5	5	0	0.0	0.0	0

FIELD GOALS	FGM/FGA	PERCENT	RESULTS
Rodrigo Blankenship	2-2	100.0	50G, 28G
TOTAL	2-2	100.0	

CARDINALS GAME SUMMARIES



WEEK 8

Arizona Cardinals 26, Minnesota Vikings 34
66,742 U.S. Bank Stadium Oct 30, 2022



Arizona Cardinals	3	7	13	3	—	26
Minnesota Vikings	7	7	14	6	—	34

The 3-4 Cardinals traveled to the Twin Cities to face a 5-1 Vikings team that had won 4 straight and sat comfortably atop the NFC North. Despite at least five key players missing the game with injuries and spotting the hosts an early lead, Arizona came back to take the lead in the second half. However, three turnovers proved costly and the Vikings would emerge with a 34-26 win. WR DeAndre Hopkins was again outstanding, with 12 catches for 159 yards and a remarkable 1-handed TD catch. QB Kyler Murray threw for 326 yards and 3 TDs while WR Rondale Moore gained 92 yards on his 7 receptions that included a 38-yard TD catch. Minnesota was led by RB Dalvin Cook's 111 rushing yards and QB Kirk Cousins threw for a pair of TDs and ran for one.

The Vikings opened the scoring on the game's first drive, marching to the AZ17. On 3rd-n-4 from here, Cousins eluded the rush and scrambled 17 yards for a TD that put the Vikings up 7-0. The Cards quickly made it 7-3 on the next series when Matt Prater's 44-yard FG capped an 8-play, 49-yard drive. The ensuing possession saw Minnesota advance to the AZ38 where they faced a 4rd-n-2; the Vikes went for it but turned it over on downs with an incompleteness. They did, however, go up 14-3 the next time they got the ball on an 83-yard drive that Cousins ended with his 1-yard TD pass to TE Johnny Mundt. Down 11 with 3:39 to go in the half, the Cards took over at their own 28 and in 9 plays moved to the MIN6. On 3rd-n-2 from there, Murray fired to Hopkins in the end zone and the all-pro WR snared it with just his left hand to make it 14-10 with :47 left in the half. Minnesota would advance to the AZ38 where Greg Joseph attempted a 56-yard FG as time expired but it was blocked by Cards DT Leki Fotu.

On its second series of the 3rd quarter, AZ's offense took over at its own 48 following a Vikings 3-n-out. A 33-yard Hopkins completion from Murray moved it to the 8 and from there a Zach Ertz TD catch-n-run would put the Cards up 17-14 with 9:01 left in the third quarter. The Vikings responded with an 8-play, 75-yard TD drive and went ahead 21-17 following Alexander Mattison's 7-yard scoring run. On the next play from scrimmage, Murray's pass down the deep middle was INT'd by S Harrison Smith, setting MIN up at the AZ31. Four plays later, Cook's 4-yard TD run made it 28-17 with 4:07 to go in the third. Murray then completed 4 of 4 passes on the next drive for 70 yards; the biggest play was the final one, a 38-yard catch-n-run by Moore pulled the Cards to within 5 at 28-23 after the 2-point try failed. Three plays later, the Vikings forced a 3rd-n-5 from their own 30 when LB Isaiah Simmons stripped Cousins and recovered the fumble himself. That led to a 34-yard Prater FG early in the 4th that pulled AZ to within 2. The Cards D again forced a Vikings punt on the ensuing possession but returner Greg Dortch muffed it and MIN recovered at the AZ25. On 3rd-n-2 from the AZ5, Cousins hit WR KJ Osborn with a TD pass that made it 34-26 with 8:36 left after the PAT kick failed. Down 8, the Cards would possess the ball three more times. On the first, they reached the MIN44 but Murray's pass attempt to Ertz was INT'd by S Camryn Bynum. The next also reached the MIN44 before turning it over on downs. And the final one reached the MIN37 in the final minute but a pair of sacks ended the comeback hopes.

SCORING DRIVES

TEAM	QTR	TIME	SCORING PLAY	ARI	MIN
Vikings	1	10:12	K.Cousins 17 yd. run (G.Joseph kick) (10-75, 4:48)	0	7
Cardinals	1	06:04	M.Prater 44 yd. Field Goal (8-49, 4:08)	3	7
Vikings	2	09:54	J.Mundt 1 yd. pass from K.Cousins (G.Joseph kick) (9-83, 5:00)	3	14
Cardinals	2	00:47	D.Hopkins 6 yd. pass from K.Murray (M.Prater kick) (10-72, 2:52)	10	14
Cardinals	3	09:01	Z.Ertz 8 yd. pass from K.Murray (M.Prater kick) (5-52, 2:14)	17	14
Vikings	3	05:47	A.Mattison 7 yd. run (G.Joseph kick) (8-75, 3:14)	17	21
Vikings	3	04:07	D.Cook 4 yd. run (G.Joseph kick) (4-31, 1:20)	17	28
Cardinals	3	02:27	R.Moore 38 yd. pass from K.Murray (pass failed) (4-70, 1:40)	23	28
Cardinals	4	12:32	M.Prater 34 yd. Field Goal (7-8, 3:27)	26	28
Vikings	4	08:36	K.Osborn 5 yd. pass from K.Cousins (kick failed, hlu) (4-25, 1:58)	26	34

Team Statistics

	Cardinals	Vikings
First Downs	25	25
3rd-Down Eff. (Made/Att/Pct)	4/11/36%	6/13/46%
4th-Down Eff. (Made/Att/Pct)	0/1/0%	0/1/0%
Total Net Yards	375	381
Total Plays	70	68
Yards Per Play	5.4	5.6
Rushes/Net Yards	22/78	29/173
Net Passing	297	208
Pass Attempts/Completions	44/31	36/24
Had Intercepted	2	0
Sacked/Yards Lost	4/29	3/24
Punts/Average	3/46.3	5/46.6
Penalties/Yards	10/67	10/86
Fumbles/Lost	2/1	1/1
Possession Time	30:33	29:27

ARIZONA CARDINALS

PASSING	ATT	CP	YDS	SK/YD	TD	LG	INT	RTG
Kyler Murray	44	31	326	4/29	3	38T	2	95.5
TOTAL	44	31	326	4/29	3	38T	2	95.5

RUSHING	ATT	YDS	AVG	LG	TD
Kyler Murray	6	36	6.0	8	0
Eno Benjamin	9	22	2.4	7	0
Rondale Moore	2	12	6.0	9	0
Darrel Williams	5	8	1.6	5	0
TOTAL	22	78	3.5	9	0

RECEIVING	NO	YDS	AVG	LG	TD
DeAndre Hopkins	12	159	13.3	33	1
Rondale Moore	7	92	13.1	38T	1
Zach Ertz	4	34	8.5	13	1
Eno Benjamin	4	23	5.8	15	0
Greg Dortch	2	12	6.0	8	0
Darrel Williams	2	6	3.0	6	0
TOTAL	31	326	10.5	38T	3

TOP DEFENSE	TOT	SOLO	AST	SCK	YDS	INT
Budda Baker	10	8	2	0.0	0.0	0
Jalen Thompson	6	5	1	0.0	0.0	0
Isaiah Simmons	5	5	0	1.0	6.0	0

FIELD GOALS	FGM/FGA	PERCENT	RESULTS
Matt Prater	2-2	100.0	44G, 34G
TOTAL	2-2	100.0	

MINNESOTA VIKINGS

PASSING	ATT	CP	YDS	SK/YD	TD	LG	INT	RTG
Kirk Cousins	36	24	232	3/24	2	29	0	103.0
TOTAL	36	24	232	3/24	2	29	0	103.0

RUSHING	ATT	YDS	AVG	LG	TD
Dalvin Cook	20	111	5.6	30	1
Alexander Mattison	5	40	8.0	15	1
Kirk Cousins	4	22	5.5	17t	1
TOTAL	29	173	6.0	30	3

RECEIVING	NO	YDS	AVG	LG	TD
Justin Jefferson	6	98	16.3	29	0
Adam Thielen	6	67	11.2	18	0
Dalvin Cook	5	30	6.0	11	0
Irv Smith Jr.	4	28	7.0	11	0
K.J. Osborn	2	8	4.0	5t	1
Johnny Mundt	1	1	1.0	1t	1
TOTAL	24	232	9.7	29	2

TOP DEFENSE	TOT	SOLO	AST	SCK	YDS	INT
Cameron Dantzler Sr.	9	9	0	0.0	0.0	0
Za'Darius Smith	7	7	0	3.0	22.0	0
Eric Kendricks	7	6	1	0.0	0.0	0

FIELD GOALS	FGM/FGA	PERCENT	RESULTS
Greg Joseph	0-1	0.0	56B
TOTAL	0-1	0.0	

CARDINALS GAME SUMMARIES



WEEK 9

Seattle Seahawks 31, Arizona Cardinals 21
63,982 ■ State Farm Stadium ■ Nov 6, 2022



Seattle Seahawks	3	7	7	14	—	31
Arizona Cardinals	7	0	7	7	—	21

The NFC West-leading Seahawks (5-3) came to Arizona for a showdown with the Cardinals (3-5), who were playing the first of 3 straight division games. It was a back-and-forth contest but after surrendering a pick-6 that put AZ up by 4 in the 3rd quarter, the Seahawks scored TDs on each of their final 3 possessions. That finish allowed them to leave town with a 31-21 victory, their 4th straight victory on the season.

Seattle got on the board on the game's first series when Jason Myers' 49-yard FG capped an 8-play, 34-yard drive. The Cardinals answered with their first 1st quarter TD of the season; Tyler Murray ran for 21 on 3rd-n-5 and completed 4 of 4 passes, the last of which was a 22-yard TD completion to WR DeAndre Hopkins down the right sideline. The teams exchanged 3-n-outs before Seattle re-claimed the lead at 10-7 when DK Metcalf's 4-yard TD catch from Geno Smith ended a 12-play, 79-yard possession. The next time the Seahawks got the ball, they advanced to the AZ36 where they went for it on 4th-n-2; there DT Zach Allen sniffed out a Seattle shovel pass and snuffed out the play for a 4-yard loss. Down 3 late in the half, the Cards were threatening at the SEA40 and they went for it on 4th-n-4. Murray scrambled up the middle for 9 but the Seahawks forced the ball out at the end of the run and they recovered at the SEA23. The takeaway allowed Seattle to head to the halftime locker room with a 10-7 lead.

On their 2nd drive of the 3rd quarter, Seattle took over at its own 40. On the first play of that drive, Smith tried to loop a pass into the flat over AZ's Zaven Collins. However, the 2nd year LB stabbed it from the air and returned his first NFL interception 30 yards for a score that put the Cards up 14-10 with 9:18 left in the 3rd. Seattle responded with a 13-play, 75-yard drive and went back ahead when Smith's 3rd-n-6 pass from the 9 found WR Tyler Lockett in the end zone. After forcing an AZ punt, the Seahawks produced another 13-play drive, this one covering 81 yards and ending on Kenneth Walker's 1-yard TD run that made it 24-14 midway through the 4th. The Cards needed a scoring drive and they got it, moving 75 yards in 14 plays. Murray's 6-yard TD pass to TE Zach Ertz made it a 3-point game with 3:32 left. After the kickoff, Seattle took over at its own 15 up 3 with 3:30 to play and AZ holding 3 timeouts. On the first play, though, Smith rolled to his right and found TE Noah Fant with a short pass that he took 51 yards to the AZ31. Four plays later, Walker's 5-yard touchdown run made it 31-21 and effectively put the game out of reach.

SCORING DRIVES

TEAM	QTR	TIME	SCORING PLAY	SEA	ARI
Seahawks	1	10:50	J.Myers 49 yd. Field Goal (8-34, 4:10)	3	0
Cardinals	1	06:17	D.Hopkins 22 yd. pass from K.Murray (M.Prater kick) (9-83, 4:33)	3	7
Seahawks	2	11:59	D.Metcalf 4 yd. pass from G.Smith (J.Myers kick) (12-79, 6:08)	10	7
Cardinals	3	09:18	Z.Collins 30 yd. interception return (M.Prater kick)	10	14
Seahawks	3	02:43	T.Lockett 9 yd. pass from G.Smith (J.Myers kick) (13-75, 6:35)	17	14
Seahawks	4	07:32	K.Walker 1 yd. run (J.Myers kick) (13-81, 6:46)	24	14
Cardinals	4	03:32	Z.Ertz 6 yd. pass from K.Murray (M.Prater kick) (14-75, 4:00)	24	21
Seahawks	4	02:14	K.Walker 5 yd. run (J.Myers kick) (5-85, 1:18)	31	21

Team Statistics

	Seahawks	Cardinals
First Downs	27	15
3rd-Down Eff. (Made/Att/Pct)	10/15/67%	6/14/43%
4th-Down Eff. (Made/Att/Pct)	0/1/0%	0/2/0%
Total Net Yards	421	262
Total Plays	70	61
Yards Per Play	6.0	4.3
Rushes/Net Yards	34/158	21/122
Net Passing	263	140
Pass Attempts/Completions	34/26	35/25
Had Intercepted	1	0
Sacked/Yards Lost	2/12	5/35
Punts/Average	3/53.3	6/48.0
Penalties/Yards	6/34	12/77
Fumbles/Lost	1/0	3/1
Possession Time	34:31	25:29

SEATTLE SEAHAWKS

PASSING	ATT	CP	YDS	SK/YD	TD	LG	INT	RTG
Geno Smith	34	26	275	2/12	2	51	1	106.9
TOTAL	34	26	275	2/12	2	51	1	106.9

RUSHING	ATT	YDS	AVG	LG	TD
Kenneth Walker III	26	109	4.2	15	2
Geno Smith	6	38	6.3	18	0
Travis Homer	1	7	7.0	7	0
DeeJay Dallas	1	4	4.0	4	0
TOTAL	34	158	4.6	18	2

RECEIVING	NO	YDS	AVG	LG	TD
Noah Fant	5	96	19.2	51	0
Tyler Lockett	5	67	13.4	30	1
DK Metcalf	5	37	7.4	9	1
Travis Homer	3	25	8.3	22	0
Will Dissly	3	24	8.0	13	0
Kenneth Walker III	3	20	6.7	13	0
Colby Parkinson	2	6	3.0	10	0
TOTAL	26	275	10.6	51	2

TOP DEFENSE	TOT	SOLO	AST	SCK	YDS	INT
Jordyn Brooks	12	11	1	0.0	0.0	0
Coby Bryant	6	6	0	0.0	0.0	0
Michael Jackson	6	5	1	0.0	0.0	0

FIELD GOALS	FGM/FGA	PERCENT	RESULTS
Jason Myers	1-1	100.0	49G
TOTAL	1-1	100.0	

ARIZONA CARDINALS

PASSING	ATT	CP	YDS	SK/YD	TD	LG	INT	RTG
Kyler Murray	35	25	175	5/35	2	22t	0	101.5
TOTAL	35	25	175	5/35	2	22T	0	101.5

RUSHING	ATT	YDS	AVG	LG	TD
Kyler Murray	8	60	7.5	21	0
James Conner	7	45	6.4	14	0
Eno Benjamin	4	12	3.0	5	0
Greg Dortch	1	3	3.0	3	0
Keaontay Ingram	1	2	2.0	2	0
TOTAL	21	122	5.8	21	0

RECEIVING	NO	YDS	AVG	LG	TD
Rondale Moore	8	69	8.6	18	0
Zach Ertz	5	40	8.0	14	1
James Conner	5	19	3.8	8	0
DeAndre Hopkins	4	36	9.0	22t	1
Eno Benjamin	1	15	15.0	15	0
Greg Dortch	1	0	0.0	0	0
Robbie Anderson	1	-4	-4.0	-4	0
TOTAL	25	175	7.0	22T	2

TOP DEFENSE	TOT	SOLO	AST	SCK	YDS	INT
Budda Baker	11	7	4	0.0	0.0	0
Isaiah Simmons	8	6	2	1.0	7.0	0
Zaven Collins	7	4	3	0.0	0.0	1

FIELD GOALS	FGM/FGA	PERCENT	RESULTS
	No Field Goals		

CARDINALS GAME SUMMARIES



WEEK 10

Arizona Cardinals 27, Los Angeles Rams 17
71,752 ■ SoFi Stadium ■ Nov 13, 2022



Arizona Cardinals	3	14	0	10	—	27
Los Angeles Rams	3	0	7	7	—	17

In a week 10 divisional match-up of banged-up squads in LA, the 3-6 Cardinals took on the 3-5 Rams. Both teams were without their starting QBs – Kyle Murray (hamstring) and Matthew Stafford (concussion) – and Arizona was also without several key other contributors like CB Byron Murphy and K Matt Prater. The absence of LT DJ Humphries meant the Cards also fielded an offensive line with just one starter remaining from its original unit. Back-up Colt McCoy filled in more than capably at QB, completing 26 of 37 passes for 238 yards with a TD and no INTs. His top two receivers were DeAndre Hopkins (10-98) and Rondale Moore (9-94) while RB James Conner ran for 2 TDs, amassing for 86 total yards (21-69 rushing). S Budda Baker was expected to miss the game with an ankle injury suffered the week before but played and contributed to a stellar overall defensive effort, clinching the game with a key 4th quarter INT. Arizona also neutralized two Rams who rank among the NFL's best players: DT Aaron Donald recorded to just one QB hit and no sacks while WR Cooper Kupp was limited to minus-1 yard on 3 catches before exiting in the 4th quarter (ankle).

Each offense produced 36-yard FGs on their opening possessions after identical 14-play, 57-yard drives. First it was LA's Matt Gay on the Rams' initial series that gave them a 3-0 lead. But Arizona responded when it got the ball, passing on the drive's first 11 plays. The Cards converted a 4th-n-2 at the LA37 on an AJ Green completion from McCoy. They also converted on a pair of key 3rd downs, the second of which was a 12-yard completion to TE Zach Ertz on 3rd-n-4 at the LA 37; unfortunately Ertz exited the game with a knee injury suffered on the play. The pick-up did extend the drive that culminated with a game-tying FG from kicker Tristan Vizcaino, who was signed the day before to fill in for the ill Prater.

After that game-opening FG, the AZ defense forced three consecutive 3-n-outs and the offense took over at its own 36 with 8:27 left in the 2nd quarter. McCoy completed 4 straight passes to Hopkins covering 38 yards and the Cards reached the LA6 where they faced a 4th-n-1. They went for it and McCoy picked it up with a 2-yard run to the 4. One play later, RB James Conner ran straight up the middle and AZ led 10-3 with 1:56 left before halftime. About 20 seconds later on 2nd-n-10 at the LA44, LB Myjai Sanders got to QB John Wolford, forcing a loose ball that DE JJ Watt scooped and was taking to the end zone but referee Clete Blakeman blew it dead as an incompletion rather than a sack/fumble. Replay review was able to correct the mistake by giving AZ possession at the 30 but the officiating error denied Watt's TD. However, a 5-yard Conner run sandwiched between Moore catches of 13 and 6 yards soon made it 1st-n-goal at the 6 with :39 left. Two plays later, WR AJ Green made a toe-tapping catch of a McCoy pass in the back corner of the end zone to put AZ up 17-3 going into intermission.

With 4:24 left in the 3rd quarter, Rams RB Darrell Henderson's 4-yard TD run cut Arizona's lead 17-10 and it remained that was into the 4th. With 8:45 left, AZ went for it on 4th-n-3 at the LA41 in one of the game's pivotal plays. McCoy lofted it deep down the left sideline where Moore made an amazing grab that covered 26 yards to the LA15. Two plays later, Conner ran it from 9 yards around the left end and the Cards led 24-10 with 7:41 remaining. A couple minutes later, Wolford's pass down the deep middle was deflected by LB Isaiah Simmons and INT'd by Baker who returned it 53 yards to the LA25. That set-up a 46-yard Vizcaino FG that made it 27-10 and the only remaining score was a Rams TD with :07 left.

SCORING DRIVES

TEAM	QTR	TIME	SCORING PLAY	ARI	LAR
Rams	1	06:16	M.Gay 36 yd. Field Goal (14-57, 8:44)	0	3
Cardinals	1	00:13	T.Vizcaino 36 yd. Field Goal (14-57, 6:03)	3	3
Cardinals	2	01:56	J.Conner 4 yd. run (T.Vizcaino kick) (13-66, 6:31)	9	3
Cardinals	2	00:24	A.Green 6 yd. pass from C.McCoy (T.Vizcaino kick) (5-30, 1:10)	17	3
Rams	3	04:24	D.Henderson 4 yd. run (M.Gay kick) (7-59, 3:07)	17	10
Cardinals	4	07:41	J.Conner 9 yd. run (T.Vizcaino kick) (9-60, 5:03)	24	10
Cardinals	4	03:44	T.Vizcaino 46 yd. Field Goal (4--3, 1:49)	27	10
Rams	4	00:07	V.Jefferson 3 yd. pass from J.Wolford (M.Gay kick) (11-75, 3:37)	27	17

Team Statistics

	Cardinals	Rams
First Downs	18	18
3rd-Down Eff. (Made/Att/Pct)	5/15/33%	3/11/27%
4th-Down Eff. (Made/Att/Pct)	3/3/100%	2/2/100%
Total Net Yards	298	256
Total Plays	65	60
Yards Per Play	4.6	4.3
Rushes/Net Yards	26/78	20/66
Net Passing	220	190
Pass Attempts/Completions	37/26	37/25
Had Intercepted	0	1
Sacked/Yards Lost	2/18	3/19
Punts/Average	5/47.4	5/50.4
Penalties/Yards	10/67	5/29
Fumbles/Lost	2/0	2/1
Possession Time	32:01	27:59

ARIZONA CARDINALS

PASSING	ATT	CP	YDS	SK/YD	TD	LG	INT	RTG
Colt McCoy	37	26	238	2/18	1	26	0	96.5
TOTAL	37	26	238	2/18	1	26	0	96.5

RUSHING	ATT	YDS	AVG	LG	TD
James Conner	21	69	3.3	9t	2
Keaontay Ingram	1	5	5.0	5	0
Colt McCoy	4	4	1.0	3	0
TOTAL	26	78	3.0	9T	2

RECEIVING	NO	YDS	AVG	LG	TD
DeAndre Hopkins	10	98	9.8	25	0
Rondale Moore	9	94	10.4	26	0
James Conner	3	17	5.7	8	0
A.J. Green	2	10	5.0	6t	1
Zach Ertz	1	12	12.0	12	0
Trey McBride	1	7	7.0	7	0
TOTAL	26	238	9.2	26	1

TOP DEFENSE	TOT	SOLO	AST	SCK	YDS	INT
Antonio Hamilton	12	10	2	0.0	0.0	0
Isaiah Simmons	7	6	1	0.0	0.0	0
Ben Niemann	6	3	3	0.0	0.0	0

FIELD GOALS	FGM/FGA	PERCENT	RESULTS
Tristan Vizcaino	2-2	100.0	36G, 46G
TOTAL	2-2	100.0	

LOS ANGELES RAMS

PASSING	ATT	CP	YDS	SK/YD	TD	LG	INT	RTG
John Wolford	36	24	212	3/19	1	25	1	79.9
Bryce Perkins	1	1	-3	0/0	0	-3	0	79.2
TOTAL	37	25	209	3/19	1	25	1	79.7

RUSHING	ATT	YDS	AVG	LG	TD
Cam Akers	6	22	3.7	10	0
Darrell Henderson Jr.	6	21	3.5	6	1
Kyren Williams	1	9	9.0	9	0
Brandon Powell	1	7	7.0	7	0
Bryce Perkins	3	4	1.3	8	0
John Wolford	3	3	1.0	4	0
TOTAL	20	66	3.3	10	1

RECEIVING	NO	YDS	AVG	LG	TD
Tyler Higbee	8	73	9.1	25	0
Allen Robinson II	4	44	11.0	14	0
Kyren Williams	3	30	10.0	14	0
Van Jefferson	3	27	9.0	19	1
Cooper Kupp	3	-1	-0.3	2	0
Ben Skowronek	2	14	7.0	8	0
Darrell Henderson Jr.	1	11	11.0	11	0
Brycen Hopkins	1	11	11.0	11	0
TOTAL	25	209	8.4	25	1

TOP DEFENSE	TOT	SOLO	AST	SCK	YDS	INT
Ernest Jones	10	6	4	0.0	0.0	0
Nick Scott	9	8	1	0.0	0.0	0
Bobby Wagner	9	3	6	1.0	9.0	0

FIELD GOALS	FGM/FGA	PERCENT	RESULTS
Matt Gay	1-1	100.0	36G
TOTAL	1-1	100.0	

CARDINALS GAME SUMMARIES



WEEK 11

San Francisco 49ers 38, Arizona Cardinals 10
78,427 ■ Azteca Stadium ■ Nov 21, 2022



San Francisco 49ers	0	17	14	7	—	38
Arizona Cardinals	3	7	0	0	—	10

In week 11, the Cardinals (4-6) took on the 49ers (5-4) on Monday Night Football at Estadio Azteca in Mexico City. It was the NFL's fifth all-time regular season game in Mexico and a reprise of the first one played between the same two teams in 2005. A close game throughout the first half, the Niners led by 7 after two quarters. However, they pulled away after halftime by scoring 21 unanswered and earning the 38-10 victory. QB Colt McCoy started his second straight game for the Cardinals in place of the injured Tyler Murray (hamstring) and completed nine passes each to WRs DeAndre Hopkins (91 yards) and Greg Dortch (103). The latter was pressed into extensive action when starter Rondale Moore was lost for the game on its first series with a groin injury.

After the teams traded 3-n-outs to start the game, Arizona produced the first points with a 40-yard Matt Prater FG. Instrumental on that 11-play, 58-yard drive were a pair of 17-yard completions to Hopkins. Early in the 2nd quarter, San Francisco went ahead thanks to a 9-play, 82-yard drive that ended on a 7-yard completion on 3rd-n-5 from Jimmy Garoppolo to WR Brandon Aiyuk. On the ensuing drive, the Cardinals reached SF territory but were backed up. On 2nd-n-11 at the AZ 44, McCoy's pass glanced off the hands of RB James Conner and was intercepted by DB Jimmie Ward. Two snaps after taking over at the AZ44, the 49ers faced a 3rd-n-3 and Garoppolo tossed it over the middle to TE George Kittle who took it 39 yards for a TD. Down 14-3, the Cards needed a jolt and got it from Dortch. On 3rd-n-6 at the AZ 40, McCoy found him on a free play and that catch-n-run covered 47 yards to the SF 13. Conner ended the drive with a 2-yard TD run that cut the deficit to 14-10 with 4:19 to go in the half. San Francisco would respond by driving to the AZ21 in 9 plays but had to settle for a 39-yard Robbie Gould FG that made it 17-10 at intermission.

The Niners doubled their lead on the opening drive of the 3rd quarter. They moved to the AZ39 in 7 plays before WR Deebo Samuel took an end around 39 yards for a TD that made it 24-10. Arizona responded by advancing to the SF41 and faced a 4th-n-3 from there. The Cards came away empty, however, when McCoy's pass attempt to Dortch was incomplete. Late in the 3rd quarter, the Niners benefitted from a short field after taking over at the AZ47 following a punt. Six plays later, Aiyuk caught his 2nd TD of the night on a 13-yard pass from Garoppolo that made it 31-10 with :28 remaining in the 3rd. On the next drive the Cards faced 4th-n-4 at midfield and went for it but an incompletion again turned it over on downs. Kittle's second TD of the night – this one a 32-yarder from Garoppolo with 10:08 remaining – provided the game's final points.

SCORING DRIVES

TEAM	QTR	TIME	SCORING PLAY	SF	ARI
Cardinals	1	08:00	M.Prater 40 yd. Field Goal (11-58, 4:38)	0	3
49ers	2	13:35	B.Aiyuk 7 yd. pass from J.Garoppolo (R.Gould kick) (9-82, 4:06)	7	3
49ers	2	08:42	G.Kittle 39 yd. pass from J.Garoppolo (R.Gould kick) (3-46, 0:55)	14	3
Cardinals	2	04:19	J.Conner 2 yd. run (M.Prater kick) (9-75, 4:23)	14	10
49ers	2	00:43	R.Gould 39 yd. Field Goal (10-54, 3:36)	17	10
49ers	3	10:34	D.Samuel 39 yd. run (R.Gould kick) (8-75, 4:26)	24	10
49ers	3	00:28	B.Aiyuk 13 yd. pass from J.Garoppolo (R.Gould kick) (6-47, 3:57)	31	10
49ers	4	10:08	G.Kittle 32 yd. pass from J.Garoppolo (R.Gould kick) (5-50, 3:02)	38	10

Team Statistics

	49ers	Cardinals
First Downs	21	19
3rd-Down Eff. (Made/Att/Pct)	6/11/55%	8/16/50%
4th-Down Eff. (Made/Att/Pct)	0/0/0%	0/2/0%
Total Net Yards	387	314
Total Plays	57	71
Yards Per Play	6.8	4.4
Rushes/Net Yards	28/159	24/67
Net Passing	228	247
Pass Attempts/Completions	29/20	44/30
Had Intercepted	0	2
Sacked/Yards Lost	0/0	3/30
Punts/Average	4/53.8	4/45.3
Penalties/Yards	3/30	5/50
Fumbles/Lost	0/0	1/0
Possession Time	29:09	30:51

SAN FRANCISCO 49ERS

PASSING	ATT	CP	YDS	SK/YD	TD	LG	INT	RTG
Jimmy Garoppolo	29	20	228	0/0	4	39t	0	131.9
TOTAL	29	20	228	0/0	4	39T	0	131.9

RUSHING	ATT	YDS	AVG	LG	TD
Elijah Mitchell	9	59	6.6	19	0
Christian McCaffrey	7	39	5.6	20	0
Deebo Samuel	3	37	12.3	39t	1
Jordan Mason	4	14	3.5	8	0
Kyle Juszczyk	1	4	4.0	4	0
Brock Purdy	3	3	1.0	5	0
Jimmy Garoppolo	1	3	3.0	3	0
TOTAL	28	159	5.7	39T	1

RECEIVING	NO	YDS	AVG	LG	TD
Christian McCaffrey	7	67	9.6	14	0
Deebo Samuel	7	57	8.1	19	0
George Kittle	4	84	21.0	39t	2
Brandon Aiyuk	2	20	10.0	13t	2
TOTAL	20	228	11.4	39T	4

TOP DEFENSE	TOT	SOLO	AST	SCK	YDS	INT
Charvarius Ward	10	9	1	0.0	0.0	0
Dre Greenlaw	9	8	1	0.0	0.0	0
Talanoa Hufanga	6	5	1	0.0	0.0	0

FIELD GOALS	FGM/FGA	PERCENT	RESULTS
Robbie Gould	1-1	100.0	39G
TOTAL	1-1	100.0	

ARIZONA CARDINALS

PASSING	ATT	CP	YDS	SK/YD	TD	LG	INT	RTG
Colt McCoy	34	24	218	3/30	0	47	1	75.4
Trace McSorley	10	6	59	0/0	0	18	1	37.1
TOTAL	44	30	277	3/30	0	47	2	66.2

RUSHING	ATT	YDS	AVG	LG	TD
James Conner	14	42	3.0	14	1
Keaontay Ingram	5	19	3.8	13	0
Colt McCoy	3	6	2.0	4	0
Trace McSorley	1	6	6.0	6	0
Rondale Moore	1	-6	-6.0	-6	0
TOTAL	24	67	2.8	14	1

RECEIVING	NO	YDS	AVG	LG	TD
Greg Dortch	9	103	11.4	47	0
DeAndre Hopkins	9	91	10.1	17	0
A.J. Green	5	50	10.0	18	0
Trey McBride	4	14	3.5	6	0
James Conner	2	12	6.0	7	0
Maxx Williams	1	7	7.0	7	0
TOTAL	30	277	9.2	47	0

TOP DEFENSE	TOT	SOLO	AST	SCK	YDS	INT
Budda Baker	10	8	2	0.0	0.0	0
Zaven Collins	7	2	5	0.0	0.0	0
Ben Niemann	7	2	5	0.0	0.0	0

FIELD GOALS	FGM/FGA	PERCENT	RESULTS
Matt Prater	1-1	100.0	40G
TOTAL	1-1	100.0	

CARDINALS GAME SUMMARIES



WEEK 12

Los Angeles Chargers 25, Arizona Cardinals 24
63,628 ■ State Farm Stadium ■ Nov 27, 2022



Los Angeles Chargers	0	14	3	8	—	25
Arizona Cardinals	7	10	0	7	—	24

In a back-and-forth week 12 game, the host Cardinals led the Chargers early by 10 points and late by 7. But the visitors from Los Angeles delivered the Hollywood ending with a TD in the closing seconds followed by a successful two-point conversion that handed the Cards a heartbreaking 25-24 defeat. QB Kyle Murray returned from a two-game absence (hamstring) and threw for a pair of TDs while running for another. RB James Conner topped the century mark for the first time as a Cardinal, finishing with 120 rushing yards on 25 carries. But Arizona was snake-bitten by two replay reversals of key takeaways and could not salt the game away after taking the lead in the fourth quarter. The defeat dropped the Cards to 4-8 while LA improved to 6-5.

DE JJ Watt ended the game's opening drive with his 3rd-n-7 sack of Justin Herbert that forced a Chargers punt. The Cardinals first 2 offensive plays from scrimmage were an 11-yard Marquise Brown catch and 18-yard run by Conner. On the next play, though, a Conner fumble turned it over to LA at the AZ47. But the Cards defense rose to the challenge, sending the Chargers 3-n-out thanks to rookie OLB Cameron Thomas' sack on 3rd-n-4 from the AZ41. After the punt, Arizona took over at its own 18 and was backed up by a holding penalty on the first snap. After that, Murray completed 5 of 5 passes for 60 yards and ran twice for 18 yards in leading the Cards on a 10-play, 82-yard TD drive. It ended when DeAndre Hopkins hauled in a 3rd-n-5 pass at the 20 before spinning out of a tackle there and completing the 33-yard scoring play. Up 7-0, the Cards defense forced another 3-n-out and after a 15-yard return of the ensuing punt by Pharoah Cooper, the offense took over at the LA44. Seven plays later, Matt Prater's 43-yard FG put the Cards up 10-0. AZ's defense appeared to get the ball back for the offense on the 5th play of the next possession when CB Trayvon Mullen forced a Joshua Palmer fumble and it was ruled that he recovered it himself at the AZ38. However, replay reversed it to a Chargers recovery and they maintained possession. Six plays later, Herbert and Keenan Allen connected on a 2-yard TD pass that cut AZ's lead to 10-7. On the next series, Arizona faced a 4th-n-1 at its own 34 and went for it but Murray's pass down the left sideline was intercepted by S Derwin James. LA took over at its own 44. Five plays later, Herbert found WR DeAndre Carter down the left sideline for a 33-yard TD that would put the Chargers up 14-10 with 4:28 to go in the second quarter. Arizona closed the half and re-claimed the lead with a 14-play, 75-yard TD drive on which Murray was again clutch. He completed 4 of 6 passes and ran 3 times for 20 yards. Six of those yards came on 3rd-n-6 from the 28 with :40 left and three plays later he zipped into the end zone on 2nd-n-3 from the 5 to give AZ a 17-10 lead with :12 remaining in the half.

The Cards got the ball first after intermission and advanced to the LA37 but came away empty when Prater's 49-yard FG try was wide left. From there the Chargers moved to the AZ8 in 13 plays and Cameron Dicker's 26-yard FG tied the game at 17 with 4:28 to go in the third quarter. The next play from scrimmage saw Murray hit Hopkins for 29 yards to the LA46 and 10 plays later he hit Conner with a TD pass on 2nd-n-goal from the 6. That score gave Arizona a 24-17 with 13:31 to play. With 7:35 left, on-field officials ruled LB Zaven Collins made a diving interception of Herbert at the LA35 but administrators in New York again reversed the takeaway. The Cards would still get the ball back via punt but could not pick up a first down and booted it back to the Chargers who took over at their own 22 with 6:07 left. A key third down sack by LB Isaiah Simmons forced another LA punt but after another Cards three-n-out, punt and penalty, the Chargers got the ball at the AZ38 with 1:48 left. Herbert would move them to the 1 in 6 plays before hitting Austin Ekeler with a 1-yard touchdown with :15 to play, pulling LA to within 1. They chose to go for 2 and took the lead when Gerald Everett hauled in the conversion.

SCORING DRIVES

TEAM	QTR	TIME	SCORING PLAY	LAC	ARI
Cardinals	1	02:33	D.Hopkins 33 yd. pass from K.Murray (M.Prater kick) (10-82, 6:32)	0	7
Cardinals	2	14:03	M.Prater 43 yd. Field Goal (7-19, 2:48)	0	10
Chargers	2	08:51	K.Allen 2 yd. pass from J.Herbert (C.Dicker kick) (11-75, 5:12)	7	10
Chargers	2	04:28	D.Carter 33 yd. pass from J.Herbert (C.Dicker kick) (5-56, 2:35)	14	10
Cardinals	2	00:12	K.Murray 5 yd. run (M.Prater kick) (14-75, 4:16)	14	17
Chargers	3	04:28	C.Dicker 26 yd. Field Goal (14-53, 6:33)	17	17
Cardinals	4	13:31	J.Conner 6 yd. pass from K.Murray (M.Prater kick) (11-75, 5:57)	17	24
Chargers	4	00:15	A.Ekeler 1 yd. pass from J.Herbert (J.Herbert-G.Everett pass) (7-38, 1:33)	25	24

Team Statistics

	Chargers	Cardinals
First Downs	22	20
3rd-Down Eff. (Made/Att/Pct)	6/13/46%	7/13/54%
4th-Down Eff. (Made/Att/Pct)	0/0/0%	0/1/0%
Total Net Yards	311	366
Total Plays	64	64
Yards Per Play	4.9	5.7
Rushes/Net Yards	13/65	34/181
Net Passing	246	185
Pass Attempts/Completions	47/35	29/18
Had Intercepted	0	1
Sacked/Yards Lost	4/28	1/6
Punts/Average	6/39.0	3/50.0
Penalties/Yards	4/30	3/19
Fumbles/Lost	1/0	1/1
Possession Time	29:25	30:35

LOS ANGELES CHARGERS

PASSING	ATT	CP	YDS	SK/YD	TD	LG	INT	RTG
Justin Herbert	47	35	274	4/28	3	33t	0	109.7
TOTAL	47	35	274	4/28	3	33T	0	109.7

RUSHING	ATT	YDS	AVG	LG	TD
Justin Herbert	4	38	9.5	23	0
Austin Ekeler	5	20	4.0	9	0
Joshua Kelley	2	4	2.0	4	0
Isaiah Spiller	2	3	1.5	3	0
TOTAL	13	65	5.0	23	0

RECEIVING	NO	YDS	AVG	LG	TD
Austin Ekeler	11	60	5.5	12	1
DeAndre Carter	7	73	10.4	33t	1
Joshua Palmer	5	56	11.2	18	0
Keenan Allen	5	49	9.8	16	1
Gerald Everett	4	18	4.5	10	0
Joshua Kelley	2	16	8.0	11	0
Isaiah Spiller	1	2	2.0	2	0
TOTAL	35	274	7.8	33T	3

TOP DEFENSE	TOT	SOLO	AST	SCK	YDS	INT
Alohi Gilman	10	5	5	0.0	0.0	0
Drue Tranquill	9	7	2	0.0	0.0	0
Derwin James Jr.	8	5	3	0.0	0.0	1

FIELD GOALS	FGM/FGA	PERCENT	RESULTS
Cameron Dicker	1-1	100.0	26G
TOTAL	1-1	100.0	

ARIZONA CARDINALS

PASSING	ATT	CP	YDS	SK/YD	TD	LG	INT	RTG
Kyle Murray	29	18	191	1/6	2	33t	1	89.9
TOTAL	29	18	191	1/6	2	33T	1	89.9

RUSHING	ATT	YDS	AVG	LG	TD
James Conner	25	120	4.8	20	0
Kyle Murray	7	56	8.0	18	1
Keaontay Ingram	2	5	2.5	4	0
TOTAL	34	181	5.3	20	1

RECEIVING	NO	YDS	AVG	LG	TD
Marquise Brown	6	46	7.7	13	0
DeAndre Hopkins	4	87	21.8	33t	1
James Conner	3	20	6.7	9	1
Robbie Anderson	1	17	17.0	17	0
Corey Clement	1	8	8.0	8	0
Andre Baccellia	1	7	7.0	7	0
A.J. Green	1	5	5.0	5	0
Trey McBride	1	1	1.0	1	0
TOTAL	18	191	10.6	33T	2

TOP DEFENSE	TOT	SOLO	AST	SCK	YDS	INT
Isaiah Simmons	8	8	0	1.0	13.0	0
Marco Wilson	8	7	1	0.0	0.0	0
Antonio Hamilton	5	5	0	0.0	0.0	0

FIELD GOALS	FGM/FGA	PERCENT	RESULTS
Matt Prater	1-2	50.0	43G, 49WL
TOTAL	1-2	50.0	

CARDINALS GAME SUMMARIES



WEEK 14

New England Patriots 27, Arizona Cardinals 13
63,251 ■ State Farm Stadium ■ Dec 12, 2022



New England Patriots	0	10	10	7	—	27
Arizona Cardinals	0	13	0	0	—	13

The Cardinals returned from their bye week with a 4-8 record and hosted the New England Patriots (6-6) on Monday Night Football. On the 3rd play from scrimmage, a pall was cast over the evening when Arizona starting QB Kyle Murray left the game with a serious knee injury. Veteran back-up Colt McCoy took over and helped the Cards build a 13-7 lead with just under three minutes to go in the first half. But untimely mistakes, penalties and turnovers would contribute to New England scoring 20 unanswered points and emerging with the victory. RB James Conner had a game-high 85 rushing yards and a TD for Arizona and McCoy completed 27 of 40 passes for 246 yards in the effort.

The game-opening drive on which Murray was injured reached the NE31 but the Cards came away without points when Matt Prater's 50-yard FG try was just wide left. Later in the first quarter, the defense got the ball back with a takeaway. Rookie OLB Cameron Thomas hit the arm of QB Mac Jones, sending the ball into the air and LB Isaiah Simmons snatched it for an INT at the NE36. That led to a 33-yard Prater FG that made it 3-0 eight seconds into the second quarter. The Pats responded by moving 75 yards in 8 plays and went up 7-3 on Kevin Harris' 14-yard touchdown run. The ensuing Cardinals possession was aided by a 39-yard defensive pass interference that moved it to the NE27 and led to a 32-yard Prater FG. That kick pulled AZ to within 7-6 with 9:35 to go in the half and after a NE punt, the Cards took over at their own 37. McCoy completed 5 of 5 passes for 51 yards and RB James Conner put AZ up 13-7 with his 10-yard TD run. Zach Allen's 3rd down sack of Jones resulted in a quick 3-n-out by NE after which the Cards took over at the NE41 with 1:42 before halftime. They soon faced a 4th-n-1 at the 32 but turned it over on downs when McCoy's pass to TE Trey McBride was tipped incomplete. The Pats took over at that spot with 0:32 left and moved into position for a 51-yard FG from Nick Folk that pulled NE to within 13-10 at halftime.

The Pats tied the game at 13 on the opening drive of the 3rd quarter on Folk's 23-yard FG that capped an 8-play, 71-yard drive. The big play was a 44-yard Pierre Strong run to the AZ12. Arizona's next possession again reached NE territory where they went for it on 4th-n-5 at the 40; but Marquis Brown could not come up with a diving catch of a McCoy pass and the Patriots took over on downs. The next Cardinals' next possession came after a NE punt and they took over at their own 6. On the 3rd play, DeAndre Hopkins fumbled at the end of a pass play and LB Raekwon McMillan returned it 23 yards for a TD. That defensive score put NE up 20-13 with 5:32 to go in the 3rd quarter. The Cards next drive had them at the NE40 but on 2nd-n-13 from there, McCoy was hit while passing leading to an INT by CB Marcus Jones. The next play from scrimmage saw Cards LB Zaven Collins come up with what was initially ruled as an INT returned for a TD but subsequently reversed to an incompletion. A short time later, Jones hit TE Hunter Henry down the seam with a 39-yard completion to the AZ3. A play later, Pierre Strong punched it in for a TD that made it 27-13 with 14:09 to play. The Cards offense would get the ball back three more times but never found its way into New England territory.

SCORING DRIVES

TEAM	QTR	TIME	SCORING PLAY	NE	ARI
Cardinals	2	14:52	M.Prater 33 yd. Field Goal (7-21, 2:16)	0	3
Patriots	2	11:25	K.Harris 14 yd. run (N.Folk kick) (8-75, 3:27)	7	3
Cardinals	2	09:35	M.Prater 32 yd. Field Goal (6-56, 1:50)	7	6
Cardinals	2	02:59	J.Conner 10 yd. run (M.Prater kick) (7-63, 3:54)	7	13
Patriots	2	00:00	N.Folk 51 yd. Field Goal (6-35, 0:32)	10	13
Patriots	3	10:15	N.Folk 23 yd. Field Goal (8-71, 4:45)	13	13
Patriots	3	05:32	R.McMillan 23 yd. fumble return (N.Folk kick)	20	13
Patriots	4	14:09	P.Strong 3 yd. run (N.Folk kick) (5-63, 1:58)	27	13

Team Statistics

	Patriots	Cardinals
First Downs	18	19
3rd-Down Eff. (Made/Att/Pct)	3/11/27%	4/14/29%
4th-Down Eff. (Made/Att/Pct)	0/0/0%	1/5/20%
Total Net Yards	328	323
Total Plays	57	69
Yards Per Play	5.8	4.7
Rushes/Net Yards	21/103	22/113
Net Passing	225	210
Pass Attempts/Completions	35/24	41/28
Had Intercepted	1	1
Sacked/Yards Lost	1/10	6/45
Punts/Average	6/42.2	2/48.5
Penalties/Yards	8/80	8/48
Fumbles/Lost	1/0	2/1
Possession Time	26:29	33:31

NEW ENGLAND PATRIOTS

PASSING	ATT	CP	YDS	SK/YD	TD	LG	INT	RTG
Mac Jones	35	24	235	1/10	0	39	1	75.3
TOTAL	35	24	235	1/10	0	39	1	75.3

RUSHING	ATT	YDS	AVG	LG	TD
Pierre Strong Jr.	5	70	14.0	44	1
Kevin Harris	8	26	3.3	14t	1
Rhamondre Stevenson	3	8	2.7	4	0
Mac Jones	5	-1	-0.2	2	0
TOTAL	21	103	4.9	44	2

RECEIVING	NO	YDS	AVG	LG	TD
Kendrick Bourne	5	47	9.4	16	0
Nelson Agholor	5	32	6.4	13	0
Tyquan Thornton	4	28	7.0	12	0
Hunter Henry	3	70	23.3	39	0
DeVante Parker	2	24	12.0	14	0
Pierre Strong Jr.	2	20	10.0	16	0
Rhamondre Stevenson	2	2	1.0	4	0
Marcus Jones	1	12	12.0	12	0
TOTAL	24	235	9.8	39	0

TOP DEFENSE	TOT	SOLO	AST	SCK	YDS	INT
Ja'Whaun Bentley	10	3	7	0.0	0.0	0
Kyle Dugger	8	7	1	0.0	0.0	0
Marcus Jones	7	6	1	0.0	0.0	1

FIELD GOALS	FGM/FGA	PERCENT	RESULTS
Nick Folk	2-2	100.0	51G, 23G
TOTAL	2-2	100.0	

ARIZONA CARDINALS

PASSING	ATT	CP	YDS	SK/YD	TD	LG	INT	RTG
Colt McCoy	40	27	246	6/45	0	23	1	73.5
Kyler Murray	1	1	9	0/0	0	9	0	104.2
TOTAL	41	28	255	6/45	0	23	1	74.7

RUSHING	ATT	YDS	AVG	LG	TD
James Conner	15	85	5.7	23	1
Colt McCoy	5	24	4.8	9	0
Kyler Murray	1	3	3.0	3	0
Keaontay Ingram	1	1	1.0	1	0
TOTAL	22	113	5.1	23	1

RECEIVING	NO	YDS	AVG	LG	TD
DeAndre Hopkins	7	79	11.3	23	0
James Conner	6	29	4.8	9	0
Robbie Anderson	4	50	12.5	21	0
Marquise Brown	4	34	8.5	16	0
Trey McBride	3	28	9.3	15	0
Stephen Anderson	2	7	3.5	6	0
Corey Clement	1	21	21.0	21	0
A.J. Green	1	7	7.0	7	0
TOTAL	28	255	9.1	23	0

TOP DEFENSE	TOT	SOLO	AST	SCK	YDS	INT
Trayvon Mullen Jr.	6	4	2	0.0	0.0	0
Jalen Thompson	6	3	3	0.0	0.0	0
Isaiah Simmons	6	2	4	0.0	0.0	1

FIELD GOALS	FGM/FGA	PERCENT	RESULTS
Matt Prater	2-3	66.7	50WL, 33G, 32G
TOTAL	2-3	66.0	

CARDINALS GAME SUMMARIES



WEEK 15

Arizona Cardinals 15, Denver Broncos 24

75,179 ■ Empower Field at Mile High ■ Dec 18, 2022



Arizona Cardinals	0	6	3	6	—	15
Denver Broncos	3	0	7	14	—	24

The Cardinals traveled to play the Broncos in week looking for their first-ever win in Denver. Both teams were without their starting QBs who suffered injuries the week before. For Denver, Brett Rypien started in place of Russell Wilson (concussion) while Arizona's Colt McCoy stepped in for Kyle Murray who was lost for the season with a knee injury six days earlier. Despite missing their top 3 cornerbacks due to injury, the Cards defense dominated the first half, holding Denver to 126 total yards (55 rushing, 71 passing) and recording 6.0 sacks, including 3.0 from defensive lineman J.J. Watt. As a result, Arizona led 6-3 at halftime and 9-3 after the opening drive of the third quarter. But on that same series, the Cards lost McCoy for the rest of the game with a concussion and the Broncos scored touchdowns on three of their next four possessions on their way to a 24-15 win.

The Broncos struck first in the game when Brandon McManus' 52-yard FG capped a game-opening drive of 10 plays and 41 yards. Their next possession reached Arizona's 44-yard line but were then forced to punt thanks to two sacks in three plays, first by Watt and then by fellow D-lineman Trysten Hill. On the ensuing series, the Cards offense faced a 3rd-n-5 at their own 27 when McCoy's pass down the middle was intercepted by S Justin Simmons and returned 20 yards to the AZ24. The Cards defense rose to the occasion, allowing just 4 yards in 3 plays and forcing a 38-yard McManus FG attempt that missed to the left. McCoy then engineered an 11-play, 45-yard drive that former Bronco Matt Prater ended with a 45-yard FG that tied the game at 3 early in the second quarter. The defenses stiffened and the next 6 possessions ended in punts before Denver took over at its own 25 with 1:22 left in the half. Watt ended that one when he stripped Rypien and rookie LB Myjai Sanders recovered at the AZ49 with 0:38 left. That takeaway led to Prater's 50-yard FG as the half expired and Arizona led 6-3 at intermission.

On the 3rd play of the 3rd quarter, injury misfortune again hit the Cardinals when McCoy suffered a concussion after rushing for a first down on 3rd-n-1. Trace McSorley came in at QB and got the offense in position for another long Prater FG; this one was successful from 55 yards and put the Cardinals up 9-3. On the next snap from scrimmage, Latavius Murray raced 35 yards to the AZ45 and 6 plays later fellow RB Marlon Mack punched it in from 3 yards out. Now up 10-9, the Broncos subsequent possession saw them with a 1st-n-10 at the AZ25 when S Budda Baker intercepted Rypien's pass at the goal-line to halt the threat on the final play of the 3rd quarter. Following an Arizona 3-n-out, Denver took over at its own 44 and moved 56 yards in 6 plays; Murray's 10-yard TD run and the ensuing PAT made it 17-9 with 11:00 to play. The next series saw Simmons record his second INT of the game, after which the Broncos offense took over at the AZ5. Two plays later, Rypien found TE Eric Tomlinson in the end zone for a TD that made it 24-9 with 9:29 remaining. McSorley then completed 4 of 5 passes for 68 yards which set up a 1-yard TD run by James Conner. The Cards went for 2 but came away empty when officials didn't call defensive pass interference on a pass to WR DeAndre Hopkins. That score made it 24-15 and proved to be the game's final margin as Arizona's last possession ended on a Patrick Surtain INT. Both teams moved to 4-10 based on the outcome.

SCORING DRIVES

TEAM	QTR	TIME	SCORING PLAY	ARI	DEN
Broncos	1	10:27	B.McManus 52 yd. Field Goal (10-41, 4:33)	0	3
Cardinals	2	10:35	M.Prater 45 yd. Field Goal (11-45, 4:57)	3	3
Cardinals	2	00:00	M.Prater 50 yd. Field Goal (4-19, 0:38)	6	3
Cardinals	3	08:55	M.Prater 55 yd. Field Goal (11-38, 6:05)	9	3
Broncos	3	05:58	M.Mack 3 yd. run (B.McManus kick) (7-80, 2:57)	9	10
Broncos	4	11:00	L.Murray 10 yd. run (B.McManus kick) (6-56, 2:55)	9	17
Broncos	4	09:29	E.Tomlinson 3 yd. pass from B.Rypien (B.McManus kick) (2-5, 0:41)	9	24
Cardinals	4	06:01	J.Conner 1 yd. run (pass failed) (7-78, 3:28)	15	24

Team Statistics

	Cardinals	Broncos
First Downs	13	23
3rd-Down Eff. (Made/Att/Pct)	2/12/17%	4/11/36%
4th-Down Eff. (Made/Att/Pct)	0/0/0%	0/0/0%
Total Net Yards	240	324
Total Plays	59	67
Yards Per Play	4.1	4.8
Rushes/Net Yards	20/73	34/168
Net Passing	167	156
Pass Attempts/Completions	36/20	26/21
Had Intercepted	3	1
Sacked/Yards Lost	3/6	7/41
Punts/Average	6/49.8	5/44.8
Penalties/Yards	7/46	4/31
Fumbles/Lost	0/0	3/1
Possession Time	27:02	32:58

ARIZONA CARDINALS

PASSING	ATT	CP	YDS	SK/YD	TD	LG	INT	RTG
Trace McSorley	15	7	95	1/2	0	29	2	27.8
Colt McCoy	21	13	78	2/4	0	16	1	49.3
TOTAL	36	20	173	3/6	0	29	3	33.7

RUSHING	ATT	YDS	AVG	LG	TD
James Conner	16	63	3.9	14	1
Trace McSorley	1	8	8.0	8	0
Colt McCoy	2	2	1.0	1	0
Keaontay Ingram	1	0	0.0	0	0
TOTAL	20	73	3.7	14	1

RECEIVING	NO	YDS	AVG	LG	TD
DeAndre Hopkins	7	60	8.6	18	0
Trey McBride	4	55	13.8	29	0
Marquise Brown	4	19	4.8	9	0
James Conner	3	28	9.3	16	0
Maxx Williams	2	11	5.5	6	0
TOTAL	20	173	8.7	29	0

TOP DEFENSE	TOT	SOLO	AST	SCK	YDS	INT
Jalen Thompson	9	3	6	0.0	0.0	0
Isaiah Simmons	8	5	3	0.0	0.0	0
Zaven Collins	8	2	6	0.0	0.0	0

FIELD GOALS	FGM/FGA	PERCENT	RESULTS
Matt Prater	3-3	100.0	45G, 50G, 55G
TOTAL	3-3	100.0	

DENVER BRONCOS

PASSING	ATT	CP	YDS	SK/YD	TD	LG	INT	RTG
Brett Rypien	26	21	197	7/41	1	19	1	95.0
TOTAL	26	21	197	7/41	1	19	1	95.0

RUSHING	ATT	YDS	AVG	LG	TD
Latavius Murray	24	130	5.4	35	1
Marlon Mack	5	37	7.4	17	1
Devine Ozigbo	2	2	1.0	4	0
Andrew Beck	1	1	1.0	1	0
Brett Rypien	2	-2	-1.0	-1	0
TOTAL	34	168	4.9	35	2

RECEIVING	NO	YDS	AVG	LG	TD
Jerry Jeudy	7	76	10.9	19	0
Marlon Mack	4	26	6.5	10	0
Brandon Johnson	3	30	10.0	12	0
Eric Tomlinson	3	28	9.3	18	1
Latavius Murray	1	12	12.0	12	0
Greg Dulcich	1	11	11.0	11	0
Freddie Swain	1	9	9.0	9	0
Eric Saubert	1	5	5.0	5	0
TOTAL	21	197	9.4	19	1

TOP DEFENSE	TOT	SOLO	AST	SCK	YDS	INT
Josey Jewell	10	5	5	0.0	0.0	0
Alex Singleton	8	5	3	0.0	0.0	0
Pat Surtain II	6	4	2	0.0	0.0	1

FIELD GOALS	FGM/FGA	PERCENT	RESULTS
Brandon McManus	1-2	50.0	52G, 38WR
TOTAL	1-2	50.0	

CARDINALS GAME SUMMARIES



WEEK 16

Tampa Bay Buccaneers 19, Arizona Cardinals 16 (OT)
63,393 ■ **State Farm Stadium** ■ **Dec 25, 2022**



Tampa Bay Buccaneers	3	3	0	10	3	—	19
Arizona Cardinals	3	3	0	10	0	—	16

On Christmas night in AZ, the Buccaneers (6-8) and Cardinals (4-10) met in a nationally-televised tilt. Tampa was battling to stay atop the NFC South while Arizona had been eliminated the week before. For the Cards, QB Trace McSorley made his first career start after moving up the depth chart following injuries to Tyler Murray (knee) and Colt McCoy (concussion) in consecutive preceding weeks. The opposing QB was future Hall of Famer Tom Brady who was making his 331st regular season start but first at State Farm Stadium. In the back-and-forth battle, AZ took a 10-point lead early in the 4th quarter before the Bucs tied it in regulation and won in OT. The outcome overshadowed a stellar defensive effort that included two INTs by CB Marco Wilson and dominating line play for DE JJ Watt. Cardinals WR Greg Dortch had a game-high 10 catches for 98 yards and ran for another 25 on 3 carries.

The Bucs got on the scoreboard first when Ryan Succop's 38-yard FG on the game's opening series made it 3-0; 48 of the drive's 55 yards came on its first two plays via a 30-yard pass interference penalty and an 18-yard run from RB Rachaad White. The ensuing AZ possession was extended when punter Andy Lee hit Kamu Grugier-Hill with a 4-yard pass on a 4th-n-2 fake from the AZ45. The drive would reach the TB13 but on 3rd-n-6 from there, LB Anthony Nelson got to McSorley on a blindside blitz. The sack forced a fumble that LB Devin White recovered and returned to the TB43. The Bucs moved to the AZ48 when Fournette runs failed to pick up a yard on 2nd or 3rd downs; on 4th-n-1 the Cards stopped him again to turn it over on downs. A 20-yard run by Dortch then helped set up a 55-yard Matt Prater FG that tied the game at 3 late in the opening quarter. The Bucs would re-claim the lead when Succop's 35-yard kick capped a 15-play, 58-yard drive. Their next possession saw Tampa reach the AZ41 but on 1st-n-10 from there, Brady was pressured by LB Cam Thomas as he launched it deep downfield; Wilson intercepted it at the 2 and took it 39 yards to the AZ41. The offense could not capitalize on the takeaway and the ensuing punt gave it back to the Bucs at their own 9. The AZ defense again forced a punt after which McSorley and the offense took over at their own 30 with 1:07 to play and 2 timeouts. A toe-tapping catch by Dortch picked up 17 on 3rd-n-7 at the AZ44 and was key to setting up a 53-yard Prater FG in the closing seconds; the try hit inside the left upright and bounced through to tie the game at halftime.

Midway through the third, Tampa had it at the AZ36 and faced a 3rd-n-11. Brady lofted it down the left sideline toward WR Mike Evans but Wilson made a leaping INT in front of him. After taking over at the AZ19, McSorley and Marquise Brown connected on a deep pass that covered 47 yards to the Tampa 20. It led to a 39-yard Prater FG that gave AZ its first lead at 9-6. The next Tampa series went 3-n-out when LB Zaven Collings knocked down a 3rd down Brady pass. Pharoh Cooper returned the ensuing punt 28 yards to the Tampa 33 and 5 plays later, RB James Conner ran it in from 22 yards away for the game's first touchdown. That score put AZ up 16-6 with 10:47 remaining. On the next play from scrimmage, RB Leonard Fournette took a screen pass from Brady and went 44 yards to the AZ23. White would end the drive with a 3-yard touchdown reception on 3rd-n-goal. Up 3 with just under 5 minutes to play, AZ faced a 3rd-n-1 from TB42 but rookie RB Keontay Ingram could not handle a McSorley pitch and Tampa's William Gholston recovered at the TB45. The Bucs would advance to the AZ24 but were forced to settle for another Succop FG, this one a 42-yarder that tied it with 2:27 to go. The game would go to overtime and AZ got the ball first. After picking up one first down, the Cards were forced to punt and Tampa took over at its own 12. Brady would then complete 6 straight passes for 69 yards to the AZ19 and Succop's 40-yard FG won it.

SCORING DRIVES

TEAM	QTR	TIME	SCORING PLAY	TB	ARI
Buccaneers	1	13:23	R.Succop 38 yd. Field Goal (5-55, 1:37)	3	0
Cardinals	1	00:32	M.Prater 56 yd. Field Goal (5-23, 1:15)	3	3
Buccaneers	2	08:14	R.Succop 35 yd. Field Goal (15-58, 7:18)	6	3
Cardinals	2	00:08	M.Prater 53 yd. Field Goal (9-35, 0:59)	6	6
Cardinals	4	14:07	M.Prater 39 yd. Field Goal (9-60, 4:01)	6	9
Cardinals	4	10:47	J.Conner 22 yd. run (M.Prater kick) (5-33, 1:39)	6	16
Buccaneers	4	08:03	R.White 3 yd. pass from T.Brady (R.Succop kick) (7-67, 2:44)	13	16
Buccaneers	4	02:27	R.Succop 42 yd. Field Goal (9-31, 2:22)	16	16
Buccaneers	OT	03:41	R.Succop 40 yd. Field Goal (9-66, 4:02)	19	16

Team Statistics

	Buccaneers	Cardinals
First Downs	21	16
3rd-Down Eff. (Made/Att/Pct)	6/17/35%	5/19/26%
4th-Down Eff. (Made/Att/Pct)	1/2/50%	1/1/100%
Total Net Yards	396	325
Total Plays	78	74
Yards Per Play	5.1	4.4
Rushes/Net Yards	30/115	27/121
Net Passing	281	204
Pass Attempts/Completions	48/32	46/25
Had Intercepted	2	1
Sacked/Yards Lost	0/0	1/17
Punts/Average	5/48.8	7/46.0
Penalties/Yards	5/30	6/74
Fumbles/Lost	0/0	2/2
Possession Time	36:57	29:22

TAMPA BAY BUCCANEERS

PASSING	ATT	CP	YDS	SK/YD	TD	LG	INT	RTG
Tom Brady	48	32	281	0/0	1	44	2	71.6
TOTAL	48	32	281	0/0	1	44	2	71.6

RUSHING	ATT	YDS	AVG	LG	TD
Leonard Fournette	20	72	3.6	23	0
Rachaad White	7	36	5.1	18	0
KeShawn Vaughn	1	6	6.0	6	0
Tom Brady	2	1	0.5	2	0
TOTAL	30	115	3.8	23	0

RECEIVING	NO	YDS	AVG	LG	TD
Leonard Fournette	9	90	10.0	44	0
Chris Godwin	8	63	7.9	12	0
Russell Gage Jr.	5	65	13.0	23	0
Rachaad White	4	17	4.3	8	1
Mike Evans	3	29	9.7	16	0
Cade Otton	2	12	6.0	7	0
Julio Jones	1	5	5.0	5	0
TOTAL	32	281	8.8	44	1

TOP DEFENSE	TOT	SOLO	AST	SCK	YDS	INT
Lavonte David	10	7	3	0.0	0.0	0
Devin White	9	5	4	0.0	0.0	0
Logan Ryan	8	5	3	0.0	0.0	0

FIELD GOALS	FGM/FGA	PERCENT	RESULTS
Ryan Succop	4-4	100.0	38G, 35G, 42G, 40G
TOTAL	4-4	100.0	

ARIZONA CARDINALS

PASSING	ATT	CP	YDS	SK/YD	TD	LG	INT	RTG
Trace McSorley	45	24	217	1/17	0	47	1	57.4
Andy Lee	1	1	4	0/0	0	4	0	83.3
TOTAL	46	25	221	1/17	0	47	1	58.3

RUSHING	ATT	YDS	AVG	LG	TD
James Conner	15	79	5.3	22t	1
Greg Dortch	3	25	8.3	20	0
Trace McSorley	7	14	2.0	4	0
Keaontay Ingram	1	2	2.0	2	0
Marquise Brown	1	1	1.0	1	0
TOTAL	27	121	4.5	22T	1

RECEIVING	NO	YDS	AVG	LG	TD
Greg Dortch	10	98	9.8	23	0
James Conner	7	41	5.9	22	0
Marquise Brown	3	57	19.0	47	0
Trey McBride	3	17	5.7	7	0
Kamu Grugier-Hill	1	4	4.0	4	0
DeAndre Hopkins	1	4	4.0	4	0
TOTAL	25	221	8.8	47	0

TOP DEFENSE	TOT	SOLO	AST	SCK	YDS	INT
Isaiah Simmons	11	5	6	0.0	0.0	0
Jalen Thompson	10	9	1	0.0	0.0	0
Ben Niemann	10	6	4	0.0	0.0	0

FIELD GOALS	FGM/FGA	PERCENT	RESULTS
Matt Prater	3-3	100.0	56G, 53G, 39G
TOTAL	3-3	100.0	

CARDINALS 2022 DEFENSIVE STATS



POS.	PLAYER	TKL.	AST.	COMB	TFL	SACKS/SK. YDS.	QH	FR	FF	INT./YDS.	PD
S	Baker, Budda	75	36	111	1	0.0/0.0	2	0	1	2/54	7
LB	Collins, Zaven	57	36	93	10	2.0/18.0	4	0	1	1/30	5
S	Thompson, Jalen	65	26	91	0	0.0/0.0	1	1	0	1/0	8
LB	Simmons, Isaiah	59	26	85	4	3.0/26.0	3	1	2	2/61	7
CB	Wilson, Marco	44	14	58	2	0.0/0.0	1	0	1	3/77	10
LB	Niemann, Ben	30	26	56	2	0.0/0.0	1	1	0	0/0	1
DL	Allen, Zach	23	24	47	10	5.5/40.5	20	0	0	0/0	8
LB	Golden, Markus	21	24	45	7	2.5/14.5	19	0	0	0/0	0
CB	Hamilton, Antonio	36	4	40	0	0.0/0.0	0	0	0	1/0	5
CB	Murphy Jr., Byron	29	7	36	3	0.5/5.0	1	2	0	0/0	4
DL	Watt, J.J.	26	7	33	14	9.5/75.0	21	1	1	0/0	6
DL	Fotu, Leki	11	17	28	1	0.0/0.0	2	0	0	0/0	0
LB	Vallejo, Tanner	15	12	27	2	0.0/0.0	2	0	0	0/0	1
LB	Sanders, Myjai	14	5	19	2	3.0/16.0	5	1	1	0/0	3
DL	Ledbetter, Jonathan	8	11	19	1	1.0/7.0	1	0	0	0/0	0
DL	Dogbe, Michael	8	8	16	0	0.0/0.0	0	0	0	0/0	0
LB	Gardeck, Dennis	11	3	14	1	1.0/8.0	3	0	1	1/24	1
LB	Dimukeje, Victor	10	3	13	0	0.0/0.0	1	0	0	0/0	0
LB	Vigil, Nick	7	6	13	1	0.0/0.0	0	0	0	0/0	1
CB	Mullen Jr., Trayvon	9	3	12	0	0.0/0.0	1	0	1	0/0	1
CB	Whittaker, Jace	8	4	12	0	0.0/0.0	0	0	0	0/0	1
LB	Thomas, Cameron	5	7	12	2	2.0/9.0	5	0	0	0/0	1
CB	Matthew, Christian	8	3	11	0	0.0/0.0	0	0	0	0/0	2
DL	Lawrence, Rashard	8	2	10	3	0.0/0.0	0	0	1	0/0	0
DL	Hill, Trysten	5	1	6	3	1.0/8.0	2	0	0	0/0	0
LB	Turner, Ezekiel	4	1	5	1	0.0/0.0	0	0	1	0/0	0
S	Banjo, Chris	3	2	5	0	0.0/0.0	0	1	0	0/0	0
LB	Kennard, Devon	1	2	3	0	0.0/0.0	1	0	0	0/0	0
LB	Grugier-Hill, Kamu	2	0	2	0	0.0/0.0	0	0	0	0/0	0
DL	Woods, Antwaun	2	0	2	1	0.0/0.0	0	0	0	0/0	0
DL	Jones, Manny	0	2	2	0	0.0/0.0	0	0	0	0/0	0
LB	Luketa, Jesse	1	0	1	1	0.0/0.0	0	0	0	0/0	0
CB	Hairston, Nate	0	1	1	0	0.0/0.0	0	0	0	0/0	0
TOTALS		605	323	928	72	31.0/227.0	96	8	11	11/246	72

POS.	PLAYER	TKL.	AST.	COMB.	
TE	Anderson, Stephen	6	4	10	INT (3) (:57) (Shotgun) A.Dalton pass short middle intended for C.Olave INTERCEPTED by I.Simmons at ARZ 44. I.Simmons for 56 yards. vs. NO (10/20/22) (2:00) (Shotgun) A.Dalton pass short middle intended for M.Callaway INTERCEPTED by M.Wilson at NO 38. M.Wilson for 38 yards. vs. NO (10/20/22) (9:26) (Shotgun) G.Smith pass short right intended for K.Walker INTERCEPTED by Z.Collins at SEA 30. Z.Collins for 30 yards. vs. SEA (11/06/22)
LB	Gardeck, Dennis	9	0	9	
LB	Turner, Ezekiel	5	3	8	
S	Banjo, Chris	3	4	7	FR (2) (4:05) (Shotgun) D.Carr pass short left to H.Renfrow to ARZ 38 for 1 yard (I.Simmons). FUMBLES (I.Simmons), TOUCHED at ARZ 39, RECOVERED by ARZ-B.Murphy at ARZ 41. B.Murphy for 59 yards. The Replay Official reviewed the runner broke the plane ruling, and the play was Upheld. The ruling on the field stands. @ LV (09/18/22) (:59) (Punt formation) M.Dickson up the middle to SEA -2 for -12 yards (E.Turner). FUMBLES (E.Turner), RECOVERED by ARZ-C.Banjo at SEA -4. @ SEA (10/16/22)
LB	Vallejo, Tanner	3	4	7	
CB	Hamilton, Antonio	6	0	6	Safety (0)
LB	Grugier-Hill, Kamu	4	1	5	
LB	Dimukeje, Victor	3	2	5	SPECIAL TEAMS BIG PLAYS FR (1) (:59) (Punt formation) M.Dickson up the middle to SEA -2 for -12 yards (E.Turner). FUMBLES (E.Turner), RECOVERED by ARZ-C.Banjo at SEA -4. @ SEA (10/16/22)
CB	Matthew, Christian	1	3	4	
LS	Brewer, Aaron	2	1	3	
LB	Niemann, Ben	2	1	3	
TE	McBride, Trey	2	0	2	
S	Washington, Charles	2	0	2	
RB	Benjamin, Eno	1	0	1	
LB	Luketa, Jesse	1	0	1	
CB	Mullen Jr., Trayvon	1	0	1	
S	Thompson, Jalen	1	0	1	
RB	Ward, Jonathan	1	0	1	
DL	Ledbetter, Jonathan	0	1	1	
TOTALS		53	24	77	



CARDINALS GAME-BY-GAME OFFENSE

2022 REGULAR SEASON CARDINALS GAME-BY-GAME OFFENSE

	09/11	09/18	09/25	10/02	10/09	10/16	10/20	10/30	11/06	11/13	11/21	11/27	12/12	12/18	12/25	01/01	01/08	Totals
	vs. KC	@ LV	vs. LAR	@ CAR	vs. PHI	@ SEA	vs. NO	@ MIN	vs. SEA	@ LAR	vs. SF	@ LAC	vs. NE	@ DEN	vs. TB	@ ATL	@ SF	
FIRST DOWNS																		
Total	18	28	23	20	23	15	21	25	15	18	19	20	19	13	16			293
Rushing	6	11	8	8	7	5	9	5	5	6	6	9	5	4	8			102
Passing	12	13	15	10	16	10	9	17	8	11	12	10	11	8	8			170
Penalty	0	4	0	2	0	0	3	3	2	1	1	1	3	1	0			21
THIRD DOWNS																		
Attempts	12	13	18	15	14	16	10	11	14	15	16	13	14	12	19			212
Converted	3	3	6	6	8	4	3	4	6	5	8	7	4	2	5			74
Percentage	25.0%	23.1%	33.3%	40.0%	57.1%	25.0%	30.0%	36.4%	42.9%	33.3%	50.0%	53.8%	28.6%	16.7%	26.3%			34.9%
FOURTH DOWNS																		
Attempts	4	5	5	2	1	5	1	1	2	3	2	1	5	0	1			38
Converted	3	3	4	0	1	1	1	0	0	3	0	0	1	0	1			18
Percentage	75.0%	60.0%	80.0%	0.0%	100.0%	20.0%	100.0%	0.0%	0.0%	100.0%	0.0%	0.0%	20.0%	0	100.0%			47.4%
TOT. OFFENSE																		
Net Yards	282	413	365	338	363	315	326	375	262	298	314	366	323	240	325			4,905
Plays	63	78	81	70	69	71	60	70	61	65	71	64	69	59	74			1,025
Avg./Play	4.5	5.3	4.5	4.8	5.3	4.4	5.4	5.4	4.3	4.6	4.4	5.7	4.7	4.1	4.4			4.8
RUSHING																		
Net Yards	103	143	70	132	124	144	137	78	122	78	67	181	113	73	121			1,686
Rush. Att.	22	28	21	37	26	28	29	22	21	26	24	34	22	20	27			387
Avg./Att.	4.7	5.1	3.3	3.6	4.8	5.1	4.7	3.5	5.8	3.0	2.8	5.3	5.1	3.7	4.5			4.4
PASSING																		
Net Yards	179	270	295	206	239	171	189	297	140	220	247	185	210	167	204			3,219
Attempts	38	49	58	32	42	37	29	44	35	37	44	29	41	36	46			597
Completions	24	31	37	23	28	23	20	31	25	26	30	18	28	20	25			389
Intercepted	0	1	0	1	1	1	0	2	0	0	2	1	1	3	1			14
Gross Yards	205	277	314	207	250	222	204	326	175	238	277	191	255	173	221			3,535
Sacked	3.0	1.0	2.0	1.0	1.0	6.0	2.0	4.0	5.0	2.0	3.0	1.0	6.0	3.0	1.0			41.0
Yards Lost	26	7	19	1	11	51	15	29	35	18	30	6	45	6	17			316
ADVANCES																		
Rushes	22	28	21	37	26	28	29	22	21	26	24	34	22	20	27			387
Completions	24	31	37	23	28	23	20	31	25	26	30	18	28	20	25			389
Totals	46	59	58	60	54	51	49	53	46	52	54	52	50	40	52			776
Total Drives	11	9	9	12	9	11	10	12	10	11	11	11	12	13	14			165
PENALTIES																		
Number	5	12	6	7	2	6	4	10	12	10	5	3	8	7	6			103
Yards	49	120	50	61	15	53	20	67	77	67	50	19	48	46	74			816
FUMBLES																		
Number	3	0	1	2	0	3	2	2	3	2	1	1	2	0	2			24
Lost	0	0	0	0	0	1	0	1	1	0	0	1	1	0	2			7
PUNTING																		
Yards	255	136	160	170	196	162	177	139	288	237	181	150	97	299	322			2,969
Punts	5	3	4	3	4	4	4	3	6	5	4	3	2	6	7			63
Net Avg.	42.2	38.7	29.0	40.7	43.5	38.5	32.3	44.3	44.2	37.4	42.0	41.7	45.0	46.0	44.0			40.9
Gross Avg.	51.0	45.3	40.0	56.7	49.0	40.5	44.3	46.3	48.0	47.4	45.3	50.0	48.5	49.8	46.0			47.1
SCORING																		
Points	21	29	12	26	17	9	42	26	21	27	10	24	13	15	16			308
Q1	0	0	0	0	0	3	3	3	7	3	3	7	0	0	3			32
Q2	7	0	6	3	10	0	25	7	0	14	7	10	13	6	3			111
Q3	0	7	3	7	0	6	7	13	7	0	0	0	0	3	0			53
Q4	14	16	3	16	7	0	7	3	7	10	0	7	0	6	10			106
OT	0	6	0	0	0	0	0	0	0	0	0	0	0	0	0			6
TD Rushing	1	2	0	1	1	0	2	0	0	2	1	1	1	1	1			14
TD Passing	2	1	0	2	1	0	1	3	2	1	0	2	0	0	0			15
TD KO Returns	0	0	0	0	0	0	0	0	0	0	0	0	0	0	0			0
TD Punt Returns	0	0	0	0	0	0	0	0	0	0	0	0	0	0	0			0
TD Sp. Teams	0	0	0	0	0	1	0	0	0	0	0	0	0	0	0			1
TD Def. Returns	0	1	0	0	0	0	2	0	1	0	0	0	0	0	0			4
FG Attempts	0	0	4	2	2	1	2	2	0	2	1	2	3	3	3			27
FG Made	0	0	4	2	1	1	2	2	0	2	1	1	2	3	3			24
Safety	0	0	0	0	0	0	0	0	0	0	0	0	0	0	0			0
2-Pt Attempts	2	2	0	1	0	0	2	1	0	0	0	0	0	1	0			9
2-Pt Made	1	2	0	0	0	0	2	0	0	0	0	0	0	0	0			5
Time of Possession	25:18	36:22	33:56	38:35	25:21	30:44	30:58	30:33	25:29	32:01	30:51	30:35	33:31	27:02	29:22			30:42

CARDINALS GAME-BY-GAME DEFENSE



2022 REGULAR SEASON CARDINALS GAME-BY-GAME DEFENSE

	09/11	09/18	09/25	10/02	10/09	10/16	10/20	10/30	11/06	11/13	11/21	11/27	12/12	12/18	12/25	01/01	01/08	Totals
	vs. KC	@ LV	vs. LAR	@ CAR	vs. PHI	@ SEA	vs. NO	@ MIN	vs. SEA	@ LAR	vs. SF	vs. LAC	vs. NE	@ DEN	vs. TB	@ ATL	@ SF	
FIRST DOWNS																		
Total	33	20	15	11	24	19	25	25	27	18	21	22	18	23	21			322
Rushing	7	4	5	3	12	7	7	11	10	6	7	4	4	12	5			104
Passing	22	14	10	8	12	10	17	11	14	12	13	18	13	10	15			199
Penalty	4	2	0	0	0	2	1	3	3	0	1	0	1	1	1			19
THIRD DOWNS																		
Attempts	8	11	8	10	13	14	13	13	15	11	11	13	11	11	17			179
Converted	5	6	3	2	6	4	6	6	10	3	6	6	3	4	6			76
Percentage	62.5%	54.5%	37.5%	20.0%	46.2%	28.6%	46.2%	46.2%	66.7%	27.3%	54.5%	46.2%	27.3%	36.4%	35.3%			42.5%
FOURTH DOWNS																		
Attempts	1	0	0	3	1	1	1	1	1	2	0	0	0	0	2			13
Converted	1	0	0	1	1	0	1	0	0	2	0	0	0	0	1			7
Percentage	100.0%	0	0	33.3%	100.0%	0.0%	100.0%	0.0%	0.0%	100.0%	0	0	0	0	50.0%			53.8%
TOT. OFFENSE																		
Net Yards	488	324	339	220	357	296	494	381	421	256	387	311	328	324	396			5,322
Plays	66	61	46	51	71	66	71	68	70	60	57	64	57	67	78			953
Avg./Play	7.4	5.3	7.4	4.3	5.0	4.5	7.0	5.6	6.0	4.3	6.8	4.9	5.8	4.8	5.1			5.6
RUSHING																		
Net Yards	128	80	100	40	139	136	85	173	158	66	159	65	103	168	115			1,715
Rush. Att.	27	21	20	13	33	30	22	29	34	20	28	13	21	34	30			375
Avg./Att.	4.7	3.8	5.0	3.1	4.2	4.5	3.9	6.0	4.6	3.3	5.7	5.0	4.9	4.9	3.8			4.6
PASSING																		
Net Yards	360	244	239	180	218	160	409	208	263	190	228	246	225	156	281			3,607
Attempts	39	39	25	36	36	31	49	36	34	37	29	47	35	26	48			547
Completions	30	25	18	22	26	20	32	24	26	25	20	35	24	21	32			380
Intercepted	0	0	0	2	0	0	3	0	1	1	0	0	1	1	2			11
Gross Yards	360	252	249	197	239	197	409	232	275	209	228	274	235	197	281			3,834
Sacked	0.0	1.0	1.0	2.0	2.0	5.0	0.0	3.0	2.0	3.0	0.0	4.0	1.0	7.0	0.0			31.0
Yards Lost	0	8	10	17	21	37	0	24	12	19	0	28	10	41	0			227
ADVANCES																		
Rushes	27	21	20	13	33	30	22	29	34	20	28	13	21	34	30			375
Completions	30	25	18	22	26	20	32	24	26	25	20	35	24	21	32			380
Totals	57	46	38	35	59	50	54	53	60	45	48	48	45	55	62			755
Total Drives	10	9	10	11	9	12	12	13	12	11	11	11	12	13	14			170
PENALTIES																		
Number	3	10	6	6	3	6	8	10	6	5	3	4	8	4	5			87
Yards	25	68	35	76	30	44	49	86	34	29	30	30	80	31	30			677
FUMBLES																		
Number	5	2	1	2	1	2	0	1	1	2	0	1	1	3	0			22
Lost	1	1	1	1	0	1	0	1	0	1	0	0	0	1	0			8
PUNTING																		
Yards	108	161	135	209	184	293	94	233	160	252	215	234	253	224	244			2,999
Punts	2	3	3	4	4	6	2	5	3	5	4	6	6	5	5			63
Net Avg.	44.5	46.7	41.0	49.3	43.5	43.0	47.0	44.0	51.0	38.4	45.0	36.5	32.7	42.6	34.6			41.6
Gross Avg.	54.0	53.7	45.0	52.3	46.0	48.8	47.0	46.6	53.3	50.4	53.8	39.0	42.2	44.8	48.8			47.6
SCORING																		
Points	44	23	20	16	20	19	34	34	31	17	38	25	27	24	19			391
Q1	14	7	10	0	7	3	7	7	3	3	0	0	0	3	3			67
Q2	9	13	3	10	7	6	7	7	7	0	17	14	10	0	3			113
Q3	14	3	7	0	3	3	3	14	7	7	14	3	10	7	0			95
Q4	7	0	0	6	3	7	17	6	14	7	7	8	7	14	10			113
OT	0	0	0	0	0	0	0	0	0	0	0	0	0	0	3			3
TD Rushing	1	0	2	0	2	1	0	3	2	1	1	0	2	2	0			17
TD Passing	5	2	0	1	0	0	4	2	2	1	4	3	0	1	1			26
TD KO Returns	0	0	0	0	0	0	0	0	0	0	0	0	0	0	0			0
TD Punt Returns	0	0	0	0	0	0	0	0	0	0	0	0	0	0	0			0
TD Sp. Teams	0	0	0	0	0	0	0	0	0	0	0	0	0	0	0			0
TD Def. Returns	0	0	0	1	0	0	0	0	0	0	0	0	1	0	0			2
FG Attempts	1	3	2	1	2	4	2	1	1	1	1	1	2	2	4			28
FG Made	1	3	2	1	2	4	2	0	1	1	1	1	2	1	4			26
Safety	0	0	0	0	0	0	0	0	0	0	0	0	0	0	0			0
2-Pt Attempts	0	0	0	1	0	0	0	0	0	0	0	1	0	0	0			2
2-Pt Made	0	0	0	0	0	0	0	0	0	0	0	1	0	0	0			1
Time of Possession	34:42	29:47	26:04	21:25	34:39	29:16	29:02	29:27	34:31	27:59	29:09	29:25	26:29	32:58	36:57			30:07



THE LAST TIME - REGULAR SEASON

RUSHING

200 Yards Rushing

By Cardinals: 228, Beanie Wells at St. Louis, Nov. 27, 2011 (27 att., 1 TD)
By Opponent: 228, Clinton Portis at Denver, Dec. 29, 2002 (24 att., 2 TD)

150 Yards Rushing

By Cardinals: 164, Kenyan Drake at Dallas, Oct. 19, 2020 (20 att., 2 TD)
By Opponent: 190, Rashaad Penny vs. Seattle, Jan. 9, 2022 (23 att., 1 TD)

100 Yards Rushing

By Cardinals: 120, James Conner vs. LA Chargers, Nov. 27, 2022 (25 att., 0 TD)
By Opponent: 130, Latavius Murray at Denver, Dec. 18, 2022 (24 att., 1 TD)

Two 100-Yard Rushers

By Cardinals: 126 yards, Ottis Anderson/102 yards, Wayne Morris at New Orleans, Oct. 5, 1980
By Opponent: 128 yards, Marshawn Lynch/108 yards, Robert Turbin at Seattle, Dec. 9, 2012

Four Rushing Touchdowns

By Cardinals: Kenyan Drake vs. Cleveland, Dec. 15, 2019 (5, 1, 1, 17 yards)
By Opponent: Shaun Alexander at Seattle, Sep. 25, 2005 (25, 1, 1, 1 yards)

Three Rushing Touchdowns

By Cardinals: Kenyan Drake (4) vs. Cleveland, Dec. 15, 2019 (5, 1, 1, 17 yards)
By Opponent: Todd Gurley at LA Rams, Sep. 16, 2018 (11, 1, 2 yards)

Two Rushing Touchdowns

By Cardinals: James Conner at LA Rams, Nov. 13, 2022 (4, 9 yards)
By Opponent: Kenneth Walker III vs. Seattle, Nov. 6, 2022 (1, 5 yards)

PASSING

500 Yards Passing

By Cardinals: 522, Boomer Esiason at Washington, Nov. 10, 1996-OT (35 comp., 59 att.)
By Opponent: Never happened

400 Yards Passing

By Cardinals: 400, Kyler Murray vs. Minnesota, Sep. 19, 2021 (29 comp., 36 att.)
By Opponent: 424, Jared Goff vs. LA Rams, Dec. 1, 2019 (32 comp., 43 att.)

300 Yards Passing

By Cardinals: 326, Kyler Murray at Minnesota, Oct. 30, 2022 (31 comp., 44 att.)
By Opponent: 361, Andy Dalton vs. New Orleans Oct. 20 2022 (30 comp., 47 att.)

Six Touchdown Passes

By Cardinals: Charley Johnson vs. New Orleans, Nov. 2, 1969 (32, 14, 28, 31, 26, 14 yards)
By Opponent: Brett Favre at NY Jets, Sep. 28, 2008 (12, 34, 2, 17, 40, 24 yards)

Five Touchdown Passes

By Cardinals: Kurt Warner at Chicago, Nov. 8, 2009 (11, 6, 17, 15, 4 yards)
By Opponent: Patrick Mahomes vs. Kansas City, Sep. 11, 2022 (9, 3, 4, 1, 2 yards)

Four Touchdown Passes

By Cardinals: Kyler Murray at Cleveland, Oct. 17, 2021 (21, 13, 9, 14 yards)
By Opponent: Jimmy Garoppolo vs. San Francisco, Nov. 21, 2022 (7, 39, 13, 32 yards)

Three Touchdown Passes

By Cardinals: Kyler Murray at Minnesota, Oct. 30, 2022 (6, 8, 38 yards)
By Opponent: Jimmy Garoppolo vs. San Francisco, Nov. 21 2022 (7, 39, 13, 32 yards)

RECEIVING

200 Yards Receiving

By Cardinals: 217, Anquan Boldin at Detroit, Sep. 7, 2003 (10 rec., 2 TD)
By Opponent: 200, Tyler Lockett vs. Seattle, Oct. 25, 2020 (15 rec., 3 TD)

150 Yards Receiving

By Cardinals: 159, DeAndre Hopkins at Minnesota, Oct. 30, 2022 (12 rec., 1 TD)
By Opponent: 200, Tyler Lockett vs. Seattle, Oct. 25, 2020 (15 rec., 3 TD)

100 Yards Receiving

By Cardinals: 103, Greg Dortch vs. San Francisco, Nov. 21, 2022 (12 rec., 1 TD)
By Opponent: 106, Chris Olave vs. New Orleans, Oct. 20, 2022 (7 rec.)

Two 100-Yard Receivers

By Cardinals: 112, A.J. Green (5 rec.), 104, Christian Kirk (7 rec.) at Jacksonville, Sep. 26, 2021
By Opponent: 172, Robert Woods (13 rec.), 107, Tyler Higbee (7 rec., 1 TD) vs. LA Rams, Dec. 1, 2019

Four Receiving Touchdowns

By Cardinals: Roy Green vs. Seattle, Nov. 13, 1983 (15, 23, 7, 63 yards)
By Opponent: Earnest Gray vs. NY Giants, Sep. 7, 1980 (10, 37, 42, 20 yards)

Three Receiving Touchdowns

By Cardinals: Christian Kirk at Tampa Bay, Nov. 10, 2019 (33, 69, 15 yards)
By Opponent: Tyler Lockett vs. Seattle, Oct. 25, 2020 (3, 47, 3 yards)

Two Receiving Touchdowns

By Cardinals: Antoine Wesley at Dallas, Jan. 2, 2022 (1, 19 yards)
By Opponent: Brandon Aiyuk/George Kittle vs. San Francisco, Nov. 22, 2022 (7, 13 yards / 39, 32 yards)

10 or More Receptions in a Game

By Cardinals: Greg Dortch (10 for 98 yards) vs. Tampa Bay, Dec. 25, 2022
By Opponent: Austin Ekeler (11 for 60 yards) vs. LA Chargers, Nov. 27, 2022

COMBOS

100-Yard Rusher/100-Yard Receiver

By Cardinals: Kenyan Drake, 100 rushing yards/DeAndre Hopkins, 127 receiving yards vs. Buffalo, Nov. 15, 2020
By Opponent: Latavius Murray, 102 rushing yards/Michael Thomas, 112 receiving yards at New Orleans, Oct. 27, 2019

100-Yard Rusher/Two 100-Yard Receivers

By Cardinals: Johnny Johnson, 103 rushing yards/Ernie Jones, 117 receiving yards/Roy Green, 120 receiving yards vs. Green Bay, Nov. 18, 1990
By Opponent: Marshawn Lynch, 113 rushing yards/Luke Willson, 139 receiving yards/Doug Baldwin, 113 receiving yards vs. Seattle, Dec. 21, 2014

100-Yard Rusher/100-Yard Receiver/300-Yard Passer

By Cardinals: Chris Johnson, 109 rushing yards/Michael Floyd, 106 receiving yards/Carson Palmer 374 passing yards at Cleveland, Nov. 1, 2015
By Opponent: Latavius Murray, 102 rushing yards/Michael Thomas, 112 receiving yards/Drew Brees, 373 passing yards at New Orleans, Oct. 27, 2019

Two 100-Yard Receivers/300-Yard Passer

By Cardinals: A.J. Green, 112; Christian Kirk, 104; Kyler Murray, 316, at Jacksonville, Sep. 26, 2021
By Opponent: Robert Woods, 172; Tyler Higbee, 107; Jared Goff, 424 vs. LA Rams, Dec. 1, 2019

SCORING

Four Total Touchdowns

By Cardinals: Kenyan Drake vs. Cleveland, Dec. 15, 2019 (4 rush)
By Opponent: Brian Westbrook at Philadelphia, Nov. 27, 2008 (2 rush, 2 rec.)

Three Total Touchdowns

By Cardinals: James Conner at San Francisco, Nov. 7, 2021 (2 rush, 1 rec.)
By Opponent: Tyler Lockett vs. Seattle, Oct. 25, 2020 (3 rec.)

Two-Point Conversion

By Cardinals: Zach Ertz reception vs. New Orleans, Oct. 20, 2022
By Opponent: Austin Ekeler reception vs. LA Chargers, Nov. 27, 2022

Multiple Two-Point Conversions

By Cardinals: Eno Benjamin run; Zach Ertz reception vs. New Orleans, Oct. 20, 2022
By Opponent: Todd Gurley run (2x); Malcolm Brown reception vs. LA Rams Sep. 16, 2018

Safety

By Cardinals: Intentional grounding by Jalen Hurts in end zone vs. Philadelphia, Dec. 20, 2020
By Opponent: Intentional grounding by Kyler Murray in end zone vs. Indianapolis, Dec. 25, 2021

KICKING

Six Field Goals

By Cardinals: Neil Rackers vs. San Francisco, Oct. 2, 2005 (40, 45, 48, 23, 43, 24 yards)
By Opponent: Never happened

Five Field Goals

By Cardinals: Phil Dawson at Washington, Dec. 17, 2017 (40, 35, 19, 34, 32 yards)
By Opponent: Robbie Gould vs. San Francisco, Oct. 1, 2017 (49, 39, 47, 48, 23 yards)

Four Field Goals

By Cardinals: Matt Prater vs. LA Rams, Sep. 25, 2022 (23, 43, 49, 31 yards)
By Opponent: Ryan Succop vs. Tampa Bay, Dec. 25, 2022 (38, 35, 42, 40 yards)

Three Field Goals

By Cardinals: Matt Prater vs. Tampa Bay, Dec. 25, 2022 (56, 53, 55, yards)
By Opponent: Ryan Succop vs. Tampa Bay, Dec. 25, 2022 (38, 35, 42, 40 yards)



Missed Point-After-Touchdown

By Cardinals: Rodrigo Blankenship vs. New Orleans, Oct. 20, 2022 (wide left)
By Opponent: Greg Joseph at Minnesota, Oct 30, 2022 (hit left upright)

Blocked Punt

By Cardinals: Ezekiel Turner vs. Philadelphia, Dec. 20, 2020 (Cameron Johnston punt)
By Opponent: Michael Thomas at NY Giants, Oct. 20, 2019 (Andy Lee Punt)

Blocked Punt Return For Touchdown

By Cardinals: Dennis Gardeck (Cameron Malveaux block) at Seattle, Dec. 30, 2018, 0 yards (Michael Dickson punt)
By Opponent: Elijhaa Penny (Michael Thomas block) at NY Giants, Oct. 20, 2019, 0 yards (Andy Lee punt)

Blocked Field Goal Attempt

By Cardinals: Leki Fotu at Minnesota, Oct. 30, 2022 (Greg Joseph 45-yard attempt)
By Opponent: A'Shawn Robinson at LA Rams, Jan. 3, 2021 (Mike Nugent 37-yard attempt)

Blocked Field Goal Attempt For Touchdown

By Cardinals: Justin Bethel (Adrian Wilson block) vs. Chicago, Dec. 23, 2012, 82 yards (Olindo Mare kick)
By Opponent: Mike Bass (Verlon Biggs block) at Washington, Sep. 24, 1972, 32 yards (Jim Bakken kick)

RETURNS

Punt Return For Touchdown

By Cardinals: Ted Ginn, Jr. at NY Giants, Sep. 14, 2014, 71 yards (Steve Weatherford punt)
By Opponent: Diontae Johnson vs. Pittsburgh, Dec. 8, 2019, 85 yards (Andy Lee punt)

Kickoff Return For Touchdown

By Cardinals: David Johnson at Chicago, Sep. 20, 2015, 108 yards (Robbie Gould kickoff)
By Opponent: Tyler Lockett at Seattle, Dec. 31, 2017, 99 yards (Phil Dawson kickoff)

Interception Return For Touchdown

By Cardinals: Zaven Collins vs. Seattle, Nov. 6, 2022 (30 yards, Geno Smith pass)
By Opponent: Frankie Luvu at Carolina, Oct. 2, 2022 (33 yards, Kyler Murray pass)

Fumble Return For Touchdown

By Cardinals: Chris Banjo at Seattle, Oct. 16, 2022 (fumble recovery in end zone on punt attempt, Matt Dickson fumble)
By Opponent: Raekwon McMillan vs. New England, Dec. 12, 2022, 23 yards (De'Andre Hopkins fumble)

DEFENSE

Four Interceptions

By Cardinals: Kwamie Lassiter vs. San Diego, Dec. 27, 1998
By Opponent: Never happened

Three Interceptions

By Cardinals: Antrel Rolle at Cincinnati, Nov. 18, 2007
By Opponent: Marcus Trufant at Seattle, Dec. 9, 2007

Two Interceptions

By Cardinals: Marco Wilson vs. Tampa Bay, Dec. 25, 2022
By Opponent: Justin Simmons at Denver, Dec. 18, 2022

Two Interceptions By Teammates

By Cardinals: At Washington, Oct. 16, 1994 (Aeneas Williams and James Williams)
By Opponent: At Seattle, Dec. 9, 2012 (Richard Sherman and Bobby Wagner)

Four Quarterback Sacks

By Cardinals: Chandler Jones (5.0) at Tennessee, Sep. 12, 2021
By Opponent: Cameron Wake (4.5) vs. Miami, Sep. 30, 2012

Three Quarterback Sacks

By Cardinals: J.J. Watt at Denver, Dec. 18, 2022
By Opponent: Josh Uche vs. New England, Dec. 12, 2022

Two Quarterback Sacks By Teammates

By Cardinals: at Cleveland, Oct. 17, 2021 (Markus Golden 2.0, Jordan Hicks 2.0)
By Opponent: vs. Carolina, Sep. 22, 2019 (Mario Addison 3.0, Christian Miller 2.0)

Two Opponent Fumble Recoveries

By Cardinals: Jordan Hicks at San Francisco, Nov. 7, 2021
By Opponent: J.J. Watt vs. Houston, Nov. 10, 2013

TEAM SCORING

50 Points Scored By Team

By Cardinals: St. Louis 56 at Minnesota 14, Oct. 6, 1963
By Opponent: Arizona 0 at Seattle 58, Dec. 9, 2012

40 Points Scored By Team

By Cardinals: Arizona 42, vs. New Orleans 34, Oct. 20, 2022
By Opponent: Arizona 21, vs. Kansas City 44, Sep. 11, 2022

20 First-Quarter Points

By Cardinals: 21 vs. San Francisco, Sep. 10, 2006
By Opponent: 21 vs. Denver, Oct. 18, 2018

20 Second-Quarter Points

By Cardinals: 25 vs. New Orleans, Oct. 20, 2022
By Opponent: 20 vs. Philadelphia, Dec. 20, 2020

20 Third-Quarter Points

By Cardinals: 21 vs. Green Bay, Dec. 27, 2015
By Opponent: 21 at San Francisco, Jan. 2, 2011

20 Fourth-Quarter Points

By Cardinals: 20 at Seattle, Dec. 24, 2016
By Opponent: 21 vs. LA Rams, Dec. 6, 2020

30 One-Half Points

By Cardinals: 31 in first half vs. San Francisco, Sep. 27, 2015
By Opponent: 35 in first half vs. Denver, Oct. 18, 2018

Score Touchdown In Each Quarter

By Cardinals: at Cleveland, Oct. 17, 2021 (7, 16, 7, 7 points)
By Opponent: at Minnesota, Oct. 30, 2022 (7, 7, 14, 6 points)

OFFENSE

500 Yards Total Offense

By Cardinals: 503 vs. Minnesota, Sep. 19, 2021
By Opponent: 572 vs. Seattle, Oct. 25, 2020

No Sacks/No Interceptions Allowed

By Cardinals: vs. Indianapolis, Dec. 25, 2021
By Opponent: vs. San Francisco, Nov. 21, 2022

DEFENSE

Shutout

By Cardinals: Arizona 23, vs. NY Giants 0, Dec. 24, 2017 (State Farm Stadium)
By Opponent: Arizona 0, at LA Rams 34, Sep. 16, 2018 (Los Angeles Memorial Coliseum)

Shutout At Home

By Cardinals: Arizona 23, vs. NY Giants 0, Dec. 24, 2017 (State Farm Stadium)
By Opponent: Arizona 0, vs. Seattle 38, Sep. 14, 2003 (Sun Devil Stadium)

Shutout On The Road

By Cardinals: Arizona 38, at Dallas 0, Nov. 16, 1970 (Cotton Bowl)
By Opponent: Arizona 0, at LA Rams 34, Sep. 16, 2018 (Los Angeles Memorial Coliseum)

MISCELLANEOUS

Overtime Win At Home

By Cardinals: vs. Seattle, Oct. 25, 2020, 37-34 (State Farm Stadium)
By Opponent: Dec. 25, 2022 vs. Tampa Bay, 19-16 (State Farm Stadium)

Overtime Win On The Road

By Cardinals: Sep. 18, 2022 at Las Vegas, 29-23 (Allegiant Stadium)
By Opponent: Nov. 7, 2010 at Minnesota, 27-24 (Metrodome)

10 Or More Penalties

By Cardinals: 10, at LA Rams Nov. 13, 2022 (67 yards)
By Opponent: 10, at Minnesota, Oct. 30, 2022 (86 yards)

Tie Game

By Cardinals: Sep. 8, 2019 vs. Detroit, 27-27

Over 40:00 Time of Possession (Non-OT)

By Cardinals: 40:22 at Seattle, Nov. 21, 2021
By Opponent: 40:12 at San Francisco, Oct. 7, 2018



CARDINALS MISCELLANEOUS STATS

Season Record.....	4-11	At Home.....	1-7	When won coin toss.....	3-6
In NFC West Games.....	1-4	On the Road/Neutral Site.....	3-4	When lost coin toss.....	1-5
In NFC East Games.....	0-1	Outdoors.....	2-6	When scored first.....	0-4
In NFC North Games.....	0-1	Indoors.....	2-5	When opp. scores first.....	4-7
In NFC South Games.....	2-1	On Natural Grass.....	2-9	In overtime games.....	1-1
In September.....	1-2	When Cards out-rushed opponent.....	4-4		
In October.....	2-3	When Cards out-passed opponent.....	3-6		
In November.....	1-3	While wearing white jersey/white pants.....	2-2		
In December.....	0-3	While wearing white jersey/red pants.....	0-1		
In January.....	0-0	While wearing red jersey/white pants.....	0-4		
With roof open at State Farm Stadium.....	1-3	While wearing red jersey/red pants.....	1-3		
With roof closed at State Farm Stadium.....	0-4	While wearing black jersey/white-black pants.....	1-1		
When Yielding 20 Points or Less.....	2-4	When Tied at Halftime.....	0-1		
When Scoring 20 Points or More.....	4-4	When Led at the End of 3 rd Quarter.....	2-0		
When Led at Halftime.....	2-3	When Trailing at the End of 3 rd Quarter.....	1-9		
When Trailing at Halftime.....	2-7	When Tied at the End of 3 rd Quarter.....	1-2		
When Arizona had a 100-yd rusher.....	0-2	When Arizona had a 300-yard passer.....	0-2		
When opp. had a 100-yd rusher.....	0-3	When opponent had a 300-yard passer.....	1-1		
When Arizona had a 100-yd receiver.....	1-3	When Arizona won turnover margin.....	3-2		
When opp. had a 100-yd receiver.....	1-1	When opponent won turnover margin.....	0-8		

Booth Initiated Reviews

Date	Opp	Explanation	Result
9-11	vs. KC	Reviewed the pass completion ruling for ARZ WR Greg Dortch-(Incomplete)	Reversed
9-18	@ LV	Reviewed the runner broke the plane ruling for ARZ WR Marquise Brown-(Short of goal line)	Reversed
		Reviewed the pass completion ruling for ARZ WR A.J. Green-(Incomplete)	Reversed
		Reviewed the pass completion ruling for ARZ WR A.J. Green	Upheld
		Reviewed the runner broke the plane ruling for ARZ CB Byron Murphy Jr.	Upheld
10-9	vs. PHI	Reviewed the interception ruling for ARZ S Jalen Thompson-(Incomplete)	Reversed
10-16	@ SEA	Reviewed the incomplete pass ruling for SEA TE Noah Fant	Upheld
10-20	vs. NO	Reviewed the runner broke the plane ruling for ARZ RB Eno Benjamin on conversion	Upheld
		Reviewed the runner broke the plane ruling for ARZ RB Keaontay Ingram-(Short of goal line)	Reversed
11-6	vs. SEA	Reviewed the pass completion/fumble ruling for ARZ WR Rondale Moore-(Incomplete)	Reversed
11-13	@ LAR	Reviewed the incomplete pass ruling for LAR QB John Wolford-(Fumble)	Reversed
11-27	vs. LAC	Reviewed the loose ball recovery ruling for LAC WR Joshua Palmer-(Recovered by LAC)	Reversed
		Reviewed the interception ruling for ARZ LB Zaven Collins-(Incomplete pass)	Reversed
12-12	vs. NE	Reviewed the interception ruling for ARZ LB Zaven Collins-(Incomplete pass)	Reversed
12-25	vs. TB	Reviewed the short of the line to gain ruling for ARZ WR Maquise Brown-(first down)	Reversed

Arizona Instant Replay Challenges (0-2)

Date	Opp	Explanation	Result
10-20	vs. NO	Challenged the runner was inbounds ruling for NO WR Kevin White	Upheld
12-12	vs. NE	Challenged the pass completion ruling for NE WR DeVante Parker	Upheld

Opponent Instant Replay Challenges (0-0)

Date	Opp	Explanation	Result
------	-----	-------------	--------

Overtime Scoring Plays (1-1)

Date	Opp	Play
9-18	@ LV	ARZ CB Byron Murphy Jr. 59-yard fumble return for a touchdown
12-25	vs. TB	TB K Ryan Succop makes a 40-yard field goal



Arizona Defensive Touchdowns

Date	Opp	Play
9-18	@ LV	CB Byron Murphy Jr. 59-yard fumble return for a touchdown
10-16	@ SEA	S Chris Banjo recovers fumble by SEA P Michael Dickson in endzone for a touchdown
10-20	vs. NO	CB Marco Wilson 38-yard interception return for a touchdown
		LB Isaiah Simmons 56-yard interception return for a touchdown
11-6	vs. SEA	LB Zaven Collins 30-yard interception return for a touchdown

Arizona Kick/Punt Return Touchdowns

Date	Opp	Play
------	-----	------

Arizona Two-Point Conversion Attempts (5-9)

Date	Opp	Play
9-11	vs. KC	Pass attempt from QB Kyler Murray to TE Zach Ertz is successful
		Pass attempt from QB Kyler Murray to WR A.J. Green is incomplete
9-18	@ LV	Run by QB Kyler Murray is successful
		Pass attempt from QB Kyler Murray to WR A.J. Green is successful
10-2	@ CAR	QB Kyler Murray is sacked
10-20	vs. NO	Run by RB Eno Benjamin is successful
		Pass attempt from QB Kyler Murray to TE Zach Ertz is successful
10-30	@ MIN	Pass attempt from QB Kyler Murray to WR DeAndre Hopkins is incomplete
12-18	@ DEN	Pass attempt from QB Trace McSorley to WR DeAndre Hopkins is incomplete

Arizona Onside Kick Attempts/Recoveries (0-1)

Date	Opp	Play
9-25	vs. LAR	K Matt Prater onside kick is recovered by LAR TE Tyler Higbee



CARDINALS SCORING DRIVES

CARDINALS 2022 REGULAR SEASON SCORING DRIVES

DATE	OPPONENT	ACQUIRED	DRIVE START	PLAYS	YARDS	Q	TIME	FIRST DOWNS	SCORING PLAY	ARI	OPP
09/11	Kansas City	Kickoff	ARI 25	11	75	Q1	5:15	6	Q2: J. Conner: 2-yard run	7	14
		Kickoff	ARI 25	14	75	Q3	6:04	5	Q4: M. Brown: 6-yard pass from K. Murray	15	37
		Kickoff	KC 48	6	48	Q4	2:28	3	Z. Ertz: 6-yard pass from K. Murray	21	44
09/18	at Las Vegas	Punt	ARI 21	11	79	Q3	5:27	5	G. Dortch: 5-yard pass from K. Murray	7	20
		Punt	ARI 46	9	54	Q4	3:54	4	D. Williams: 1-yard run	15	23
		Punt	ARI 27	18	73	Q4	4:43	8	K. Murray: 3-yard run	23	23
09/25	L.A. Rams	Punt	ARI 30	19	65	Q2	9:30	5	M. Prater: 23-yard FG	3	13
		Punt	ARI 28	8	47	Q2	0:46	3	M. Prater: 43-yard FG	6	13
		Punt	ARI 11	16	58	Q3	7:47	4	M. Prater: 49-yard FG	9	13
		Fumble	ARI 3	17	84	Q4	5:32	6	M. Prater: 31-yard FG	12	20
10/02	at Carolina	Fumble	ARI 35	8	50	Q2	3:19	2	M. Prater: 33-yard FG	3	7
		Punt	ARI 11	9	89	Q3	5:08	5	Z. Ertz: 2-yard pass from K. Murray	10	10
		Punt	ARI 22	15	57	Q3	9:26	6	Q4: M. Prater: 39-yard FG	13	10
		Interception	CAR 5	2	5	Q4	0:42	1	K. Murray: 4-yard run	20	10
		Downs	CAR 31	3	31	Q4	1:36	1	M. Brown: 23-yard pass from K. Murray	26	10
10/09	Philadelphia	Punt	ARI 43	6	57	Q2	2:16	3	M. Brown: 25-yard pass from K. Murray	7	14
		Punt	ARI 7	16	91	Q2	3:22	5	M. Ammendola: 20-yard FG	10	14
		Punt	ARI 10	12	90	Q3	5:37	6	Q4: E. Benjamin: 11-yard run	17	17
10/16	at Seattle	Kickoff	ARI 19	10	76	Q1	4:40	2	M. Ammendola: 23-yard FG	3	0
10/20	New Orleans	Kickoff	ARI 25	6	43	Q1	1:59	1	R. Blankenship: 50-yard FG	3	7
		Interception	ARI 20	9	70	Q1	3:51	3	Q2: R. Blankenship: 28-yard FG	6	7
		Kickoff	ARI 25	13	75	Q2	8:01	6	K. Ingram: 2-yard run	14	14
		Punt	ARI 15	12	85	Q3	6:31	6	G. Dortch: 5-yard pass from K. Murray	35	17
		Kickoff	ARI 36	8	64	Q4	4:52	4	E. Benjamin: 5-yard run	42	24
10/30	at Minnesota	Kickoff	ARI 25	8	49	Q1	4:08	3	M. Prater: 44-yard FG	3	7
		Punt	ARI 28	10	72	Q2	2:52	5	D. Hopkins: 6-yard pass from K. Murray	10	14
		Punt	ARI 48	5	52	Q3	2:14	3	Z. Ertz: 8-yard pass from K. Murray	17	14
		Kickoff	ARI 30	4	70	Q3	1:40	2	R. Moore: 38-yard pass from K. Murray	23	28
		Fumble	MIN 24	7	8	Q3	3:27	1	Q4: M. Prater: 34-yard FG	26	28
11/06	Seattle	Kickoff	ARI 17	9	83	Q1	4:33	4	D. Hopkins: 22-yard pass from K. Murray	7	3
		Kickoff	ARI 25	14	75	Q4	4:00	6	Z. Ertz: 6-yard pass from K. Murray	21	24
11/13	at L.A. Rams	Kickoff	ARI 25	14	57	Q1	6:03	3	T. Vizcaino: 36-yard FG	3	3
		Punt	ARI 34	13	66	Q2	6:31	6	J. Conner: 4-yard run	10	3
		Fumble	LAR 30	5	30	Q2	1:10	3	A. Green: 6-yard pass from C. McCoy	17	3
		Punt	30	9	60	Q4	5:03	3	J. Conner: 9-yard run	24	10
		Interception	ARI 40	4	-3	Q4	1:49	0	T. Vizcaino: 46-yard FG	27	10
11/21	San Francisco	Punt	ARI 20	11	58	Q1	4:38	3	M. Prater: 40-yard FG	3	0
		Kickoff	ARI 25	9	75	Q2	4:23	4	J. Conner: 2-yard run	10	14
11/27	L.A. Chargers	Punt	ARI 18	10	82	Q1	6:32	4	D. Hopkins: 33-yard pass from K. Murray	7	0
		Punt	LAC 44	7	19	Q1	2:48	1	Q2: M. Prater: 43-yard FG	10	0
		Kickoff	44	14	75	Q2	4:16	6	K. Murray: 5-yard run	17	14
		Kickoff	ARI 25	11	75	Q3	5:57	5	Q4: J. Conner: 6-yard pass from K. Murray	24	17
12/12	New England	Interception	NE 36	7	21	Q1	2:16	1	Q2: M. Prater: 33-yard FG	3	0
		Kickoff	ARI 30	6	56	Q2	1:50	2	M. Prater: 32-yard FG	6	7
		Punt	ARI 37	7	63	Q2	3:54	4	J. Conner: 10-yard run	13	7
12/18	at Denver	Missed FG	ARI 28	11	45	Q1	4:57	3	Q2: M. Prater: 45-yard FG	3	3
		Fumble	ARI 49	4	19	Q2	0:38	1	M. Prater: 50-yard FG	6	3
		Kickoff	ARI 25	11	38	Q3	6:05	3	M. Prater: 55-yard FG	9	3
		Kickoff	ARI 22	7	78	Q4	3:28	4	J. Conner: 1-yard run	15	24
12/25	Tampa Bay	Punt	ARI 39	5	23	Q1	1:15	1	M. Prater: 56-yard FG	3	3
		Punt	ARI 30	9	35	Q2	0:59	2	M. Prater: 53-yard FG	6	6
		Interception	ARI 19	9	60	Q3	4:01	2	Q4: M. Prater: 39-yard FG	9	6
		Punt	TB 33	5	33	Q4	1:39	2	J. Conner: 22-yard run	16	6
01/01	at Atlanta	--	--	--	--	--	--	--	--	--	
01/08	at San Francisco	--	--	--	--	--	--	--	--	--	
AVG				9.5	56.9		4:04	3.5			

CARDINALS DEFENSIVE SUMMARIES



SEPTEMBER 11, 2022 CARDINALS VS. KANSAS CITY CHIEFS L 44-21

TOP TACKLERS		SACKS		INTS		FORCED FUMBLES		RECOVERED FUMBLES	
PLAYER	NO.	PLAYER	NO.	PLAYER	NO.	PLAYER	NO.	PLAYER	NO.
B. Baker	13					D. Gardeck	1	B. Murphy Jr.	1
J. Thompson	9					R. Lawrence	1		
Z. Collins	7					M. Wilson	1		
M. Dogbe	5								
M. Wilson	5								

SEPTEMBER 18, 2022 CARDINALS @ LAS VEGAS RAIDERS W 29-23 (OT)

TOP TACKLERS		SACKS		INTS		FORCED FUMBLES		RECOVERED FUMBLES	
PLAYER	NO.	PLAYER	NO.	PLAYER	NO.	PLAYER	NO.	PLAYER	NO.
J. Thompson	10	J. Watt	1.0			Z. Collins	1	B. Murphy Jr.	1
Z. Collins	8					I. Simmons	1		
B. Baker	6								
N. Vigil	5								
D. Gardeck	4								

SEPTEMBER 25, 2022 CARDINALS VS. LOS ANGELES RAMS L 20-12

TOP TACKLERS		SACKS		INTS		FORCED FUMBLES		RECOVERED FUMBLES	
PLAYER	NO.	PLAYER	NO.	PLAYER	NO.	PLAYER	NO.	PLAYER	NO.
B. Baker	8	J. Watt	1.0			B. Baker	1	J. Thompson	1
J. Thompson	7								
Z. Collins	4								
B. Murphy Jr.	4								
Z. Allen	3								

OCTOBER 2, 2022 CARDINALS @ CAROLINA PANTHERS W 26-16

TOP TACKLERS		SACKS		INTS		FORCED FUMBLES		RECOVERED FUMBLES	
PLAYER	NO.	PLAYER	NO.	PLAYER	NO.	PLAYER	NO.	PLAYER	NO.
Z. Collins	8	Z. Allen	1.0	D. Gardeck	1			B. Niemann	1
Z. Allen	6	D. Gardeck	1.0	J. Thompson	1				
B. Baker	5								
M. Golden	4								
B. Niemann	3								

OCTOBER 9, 2022 CARDINALS VS. PHILADELPHIA EAGLES L 20-17

TOP TACKLERS		SACKS		INTS		FORCED FUMBLES		RECOVERED FUMBLES	
PLAYER	NO.	PLAYER	NO.	PLAYER	NO.	PLAYER	NO.	PLAYER	NO.
I. Simmons	13	Z. Allen	1.0						
B. Murphy Jr.	9	B. Murphy Jr.	0.5						
Z. Allen	8	J. Watt	0.5						
M. Wilson	8								
B. Baker	7								

OCTOBER 16, 2022 CARDINALS @ SEATTLE SEAHAWKS L 19-9

TOP TACKLERS		SACKS		INTS		FORCED FUMBLES		RECOVERED FUMBLES	
PLAYER	NO.	PLAYER	NO.	PLAYER	NO.	PLAYER	NO.	PLAYER	NO.
Z. Collins	8	Z. Collins	2.0			E. Turner	1	C. Banjo	1
M. Golden	8	M. Golden	1.0						
J. Thompson	7	M. Sanders	1.0						
B. Baker	6	C. Thomas	1.0						
M. Wilson	6								



CARDINALS DEFENSIVE SUMMARIES

OCTOBER 20, 2022 CARDINALS VS. NEW ORLEANS SAINTS W 42-34

TOP TACKLERS		SACKS		INTS		FORCED FUMBLES		RECOVERED FUMBLES	
PLAYER	NO.	PLAYER	NO.	PLAYER	NO.	PLAYER	NO.	PLAYER	NO.
Z. Collins	9			A. Hamilton	1				
A. Hamilton	6			I. Simmons	1				
B. Baker	5			M. Wilson	1				
B. Murphy Jr.	5								
I. Simmons	5								

OCTOBER 30, 2022 CARDINALS @ MINNESOTA VIKINGS L 34-26

TOP TACKLERS		SACKS		INTS		FORCED FUMBLES		RECOVERED FUMBLES	
PLAYER	NO.	PLAYER	NO.	PLAYER	NO.	PLAYER	NO.	PLAYER	NO.
B. Baker	10	J. Watt	2.0			I. Simmons	1	I. Simmons	1
J. Thompson	6	I. Simmons	1.0						
Z. Collins	5								
L. Fotu	5								
I. Simmons	5								

NOVEMBER 6, 2022 CARDINALS VS. SEATTLE SEAHAWKS L 31-21

TOP TACKLERS		SACKS		INTS		FORCED FUMBLES		RECOVERED FUMBLES	
PLAYER	NO.	PLAYER	NO.	PLAYER	NO.	PLAYER	NO.	PLAYER	NO.
B. Baker	11	I. Simmons	1.0	Z. Collins	1				
I. Simmons	8	Z. Allen	0.5						
Z. Collins	7	M. Golden	0.5						
M. Golden	6								
J. Thompson	6								

NOVEMBER 13, 2022 CARDINALS @ LOS ANGELES RAMS W 27-17

TOP TACKLERS		SACKS		INTS		FORCED FUMBLES		RECOVERED FUMBLES	
PLAYER	NO.	PLAYER	NO.	PLAYER	NO.	PLAYER	NO.	PLAYER	NO.
A. Hamilton	12	Z. Allen	1.0	B. Baker	1	M. Sanders	1	J. Watt	1
I. Simmons	7	M. Sanders	1.0						
B. Niemann	6	J. Watt	1.0						
M. Sanders	5								
Z. Allen	4								

NOVEMBER 21, 2022 CARDINALS VS. SAN FRANCISCO 49ERS L 38-10

TOP TACKLERS		SACKS		INTS		FORCED FUMBLES		RECOVERED FUMBLES	
PLAYER	NO.	PLAYER	NO.	PLAYER	NO.	PLAYER	NO.	PLAYER	NO.
B. Baker	10								
Z. Collins	7								
B. Niemann	7								
Z. Allen	3								
L. Fotu	3								

NOVEMBER 27, 2022 CARDINALS VS. LOS ANGELES CHARGERS L 25-24

TOP TACKLERS		SACKS		INTS		FORCED FUMBLES		RECOVERED FUMBLES	
PLAYER	NO.	PLAYER	NO.	PLAYER	NO.	PLAYER	NO.	PLAYER	NO.
I. Simmons	8	Z. Allen	1.0			T. Mullen Jr.	1		
M. Wilson	8	I. Simmons	1.0						
B. Baker	5	C. Thomas	1.0						
A. Hamilton	5	J. Watt	1.0						
B. Niemann	4								

CARDINALS DEFENSIVE SUMMARIES



DECEMBER 12, 2022
CARDINALS VS. NEW ENGLAND PATRIOTS
L 27-13

TOP TACKLERS		SACKS		INTS		FORCED FUMBLES		RECOVERED FUMBLES	
PLAYER	NO.	PLAYER	NO.	PLAYER	NO.	PLAYER	NO.	PLAYER	NO.
T. Mullen Jr.	6	Z. Allen	1.0	I. Simmons	1				
I. Simmons	6								
J. Thompson	6								
B. Baker	5								
Z. Collins	5								

DECEMBER 18, 2022
CARDINALS @ DENVER BRONCOS
L 24-15

TOP TACKLERS		SACKS		INTS		FORCED FUMBLES		RECOVERED FUMBLES	
PLAYER	NO.	PLAYER	NO.	PLAYER	NO.	PLAYER	NO.	PLAYER	NO.
J. Thompson	9	J. Watt	3.0	B. Baker	1	J. Watt	1	M. Sanders	1
Z. Collins	8	M. Golden	1.0						
I. Simmons	8	T. Hill	1.0						
B. Baker	7	J. Ledbetter	1.0						
M. Golden	7	M. Sanders	1.0						

DECEMBER 25, 2022
CARDINALS VS. TAMPA BAY BUCCANEERS
L 19-16 (OT)

TOP TACKLERS		SACKS		INTS		FORCED FUMBLES		RECOVERED FUMBLES	
PLAYER	NO.	PLAYER	NO.	PLAYER	NO.	PLAYER	NO.	PLAYER	NO.
I. Simmons	11			M. Wilson	2				
B. Niemann	10								
J. Thompson	10								
B. Baker	9								
Z. Collins	6								



CARDINALS TURNOVER ANALYSIS

2022 REGULAR SEASON - DEFENSIVE TAKEAWAYS

DATE	OPPONENT	TAKEAWAY	QTR.	SCORE	YD-LINE	RESULT
09/11	Kansas City	B. Murphy Jr. FR (D. Gardeck FF)	2	7-20	KC-42	Downs
09/18	at Las Vegas	B. Murphy Jr. FR (I. Simmons FF)	5	29-23	ARZ-41	TD
09/25	L.A. Rams	J. Thompson FR (B. Baker FF)	4	9-20	ARZ-3	FG
10/02	at Carolina	B. Niemann FR (B. Mayfield fumble)	2	0-7	ARZ-35	FG
		J. Thompson INT (B. Mayfield)	2	3-7	ARZ-18	Punt
		D. Gardeck INT (B. Mayfield)	4	13-10	CAR-29	TD
10/09	Philadelphia	None				
10/16	at Seattle	None				
10/20	New Orleans	A. Hamilton INT (A. Dalton: touchback)	1	3-7	ARZ-(-9)	FG
		M. Wilson INT (A. Dalton)	2	20-14	NO-38	TD
		I. Simmons INT (A. Dalton)	2	28-14	ARZ-44	TD
10/30	at Minnesota	I. Simmons FR (I. Simmons FF)	3	23-28	MIN-24	FG
11/06	Seattle	Z. Collins INT (G. Smith)	3	14-10	SEA-30	TD
11/13	at L.A. Rams	J. Watt FR (M. Sanders FF)	2	10-3	LA-30	TD
		B. Baker INT (J. Wolford)	4	24-10	ARZ-22	FG
11/21	San Francisco	None				
11/27	L.A. Chargers	None				
12/12	New England	I. Simmons INT (M. Jones)	1	0-0	NE-41	FG
12/18	at Denver	M. Sanders FR (J. Watt FF)	2	3-3	ARZ-49	FG
		B. Baker INT (B. Rypien)	4	9-10	ARZ-1	Punt
12/25	Tampa Bay	M. Wilson INT (T. Brady)	2	3-6	ARZ-2	Punt
		M. Wilson INT (T. Brady)	3	6-6	ARZ-19	FG
01/01	at Atlanta	--	--	--	--	--
01/08	at San Francisco	--	--	--	--	--

2022 REGULAR SEASON - OFFENSIVE GIVEAWAYS

DATE	OPPONENT	TAKEAWAY	QTR.	SCORE	YD-LINE	RESULT
09/11	Kansas City	None				
09/18	at Las Vegas	K. Murray INT (A. Robertson)	2	0-17	LV-20	FG
09/25	L.A. Rams	None				
10/02	at Carolina	K. Murray INT (F. Luvu)	2	0-7	ARZ-33	TD
10/09	Philadelphia	K. Murray INT (C. Gardner-Johnson)	1	0-7	PHI-35	Punt
10/16	at Seattle	K. Murray fumble (C. Bryant FF; T. Woolen FR)	3	3-12	SEA-19	Fumble
		K. Murray INT (T. Woolen)	4	9-19	SEA-25	Punt
10/20	New Orleans	None				
10/30	at Minnesota	K. Murray INT (H. Smith)	3	17-21	ARZ-46	TD
		K. Murray INT (C. Bynum)	4	26-34	MIN-24	Punt
11/06	Seattle	K. Murray fumble (R. Neal FF; J. Jones FR)	2	7-10	SEA-23	End of Half
11/13	at L.A. Rams	None				
11/21	San Francisco	C. McCoy INT (J. Ward)	2	3-7	ARZ-46	TD
		T. McSorley INT (S. Womack III: touchback)	4	10-38	SF-(-1)	EOG
11/27	L.A. Chargers	J. Conner fumble (D. James Jr. FF; S. Joseph-Day FR)	1	0-0	ARZ-47	Punt
		K. Murray INT (D. James Jr.)	2	10-7	LAC-44	TD
12/12	New England	D. Hopkins fumble (K. Dugger FF; R. McMillan FR)	3	13-20	ARZ-23	TD
		C. McCoy INT (M. Jones)	3	13-20	NE-19	TD
12/18	at Denver	C. McCoy INT (J. Simmons)	1	0-3	ARZ-44	Missed FG
		T. McSorley INT (J. Simmons)	4	9-17	ARZ-33	TD
		T. McSorley INT (P. Surtain II)	4	15-24	ARZ-34	EOG
12/25	Tampa Bay	T. McSorley fumble (A. Nelson FF; D. White FR)	1	0-3	TB-30	Downs
		T. McSorley fumble (W. Gholston FR)	4	16-13	TB-45	FG
		T. McSorley INT (K. Neal)	5	16-16	TB-5	Punt
01/01	at Atlanta	--	--	--	--	--
01/08	at San Francisco	--	--	--	--	--

2022 REGULAR SEASON - SPECIAL TEAMS/MISC TAKEAWAYS

DATE	OPPONENT	TAKEAWAY	QTR.	SCORE	YD-LINE	RESULT
10/16	at Seattle	C. Banjo FR (E. Turner FF)	3	9-12	SEA-(-4)	TD

2022 REGULAR SEASON - SPECIAL TEAMS/MISC GIVEAWAYS

DATE	OPPONENT	TAKEAWAY	QTR.	SCORE	YD-LINE	RESULT
10/30	at Minnesota	G. Dortch; T. Dye FR	4	26-28	ARZ-25	TD

2022 REGULAR SEASON - TURNOVERS

Offense:		Ratio
20 Giveaways	55 Points (7 TD, 2 FG)	
Defense:		-2 (19 takeaways, 21 giveaways)
18 Takeaways	65 Points (6 TD, 8 FG)	
Special Teams:		Points Off Turnovers Ratio
1 Giveaway	6 Points (1 TD, 0 FG)	
1 Takeaway	6 Points (1 TD, 0 FG)	+10 (71 scored, 61 allowed)

CARDINALS BIG PLAYS



DATE	OPPONENT	RUSHES				RECEPTIONS				RETURNS			
		GAIN	PLAYER	QTR	RESULT	GAIN	PLAYER	QTR	RESULT	GAIN	PLAYER	QTR	RESULT
09/11	Kansas City	10	Kyler Murray	1	Punt	24	Greg Dortch	1	TD	44	Eno Benjamin (KR)	4	TD
		21	Kyler Murray	2	TD	26	Marquise Brown	2	Punt				
		16	Eno Benjamin	3	TD	22	Eno Benjamin	4	TD				
		14	Trace McSorley	4	Game								
09/18	at Las Vegas	10	Kyler Murray	3	TD	21	James Conner	2	INT	59t	Byron Murphy Jr. (FR)	5	Fumble
		30	Darrel Williams	4	Downs	29	Greg Dortch	3	TD				
						24	Marquise Brown	4	TD				
09/25	L.A. Rams	10	James Conner	4	FG	20	Marquise Brown	2	FG				
						30	Greg Dortch	2	FG				
10/02	at Carolina	15	Eno Benjamin	1	Downs	21	Marquise Brown	2	FG				
		13	Darrel Williams	3'	FG	23	Zach Ertz	3	TD				
		10	Kyler Murray	3	FG	23t	Marquise Brown	4	TD				
10/09	Philadelphia	13	James Conner	2	TD	25t	Marquise Brown	2	TD				
		17	James Conner	2	FG	28	Rondale Moore	4	TD				
		13	Kyler Murray	4'	TD								
		11t	Eno Benjamin	4'	TD								
		15	Kyler Murray	4	Miss FG								
10/16	at Seattle	42	Kyler Murray	1	FG	26	Rondale Moore	1	FG				
		15	Kyler Murray	3	Downs	24	Marquise Brown	2	Punt				
		15	Kyler Murray	4	INT	32	Zach Ertz	3	Fumble				
						26	Marquise Brown	4	Downs				
10/20	New Orleans	17	Kyler Murray	1'	FG	31	Rondale Moore	1	FG	38t	Marco Wilson (INT)	2	INT
		45	Eno Benjamin	1'	FG	24	Keaontay Ingram	2	TD	56t	Isaiah Simmons (INT)	2	INT
		11	Kyler Murray	2'	FG					31	Greg Dortch (KR)	4	TD
		11	Keaontay Ingram	3	TD								
		15	Eno Benjamin	4	TD								
10/30	at Minnesota					33	DeAndre Hopkins	3	TD				
						27	Rondale Moore	3'	TD				
						38t	Rondale Moore	3'	TD				
						24	DeAndre Hopkins	4	Game				
11/06	Seattle	21	Kyler Murray	1'	TD	22t	DeAndre Hopkins	1	TD	30t	Zaven Collins (INT)	3	INT
		11	James Conner	1'	TD								
		17	Kyler Murray	2	Fumble								
		14	James Conner	4	TD								
11/13	at L.A. Rams					25	DeAndre Hopkins	3	Punt	53	Budda Baker (INT)	4	INT
						26	Rondale Moore	4	TD				
11/21	San Francisco	14	James Conner	3	Downs	47	Greg Dortch	2	TD				
		13	Keaontay Ingram	4	INT								
11/27	L.A. Chargers	18	James Conner	1	Fumble	33t	DeAndre Hopkins	1	TD				
		11	Kyler Murray	1	TD	21	DeAndre Hopkins	2	TD				
		18	Kyler Murray	3'	Miss FG	29	DeAndre Hopkins	3	TD				
		20	James Conner	3	Miss FG								
12/12	New England	23	James Conner	1	Punt	21	Corey Clement	1	Miss FG	30	Pharoh Cooper (KR)	2	FG
		10t	James Conner	2	TD	21	Robbie Anderson	2	TD				
						23	DeAndre Hopkins	3	Downs				
12/18	at Denver	14	James Conner	3	FG	29	Trey McBride	4	TD				
12/25	Tampa Bay	11	James Conner	1	Fumble	23	Greg Dortch	1	Fumble	39	Marco Wilson (INT)	2	INT
		20	Greg Dortch	1	FG	47	Marquise Brown	3	FG				
		22t	James Conner	4	TD	22	James Conner	4	INT				
		11	James Conner	4	Fumble								
01/01	at Atlanta	--	--	--	--	--	--	--	--	--	--	--	
01/08	at San Francisco	--	--	--	--	--	--	--	--	--	--	--	

' - result within the same drive



OPPONENT BIG PLAYS

DATE	OPPONENT	RUSHES				RECEPTIONS				RETURNS			
		GAIN	PLAYER	QTR	RESULT	GAIN	PLAYER	QTR	RESULT	GAIN	PLAYER	QTR	RESULT
09/11	Kansas City	18	Clyde Edwards-Helaire	1	TD	25	Clyde Edwards-Helaire	1'	TD				
		18	Jerick McKinnon	3	TD	20	JuJu Smith-Schuster	1'	TD				
		11	Isiah Pacheco	4'	TD	35	Travis Kelce	3'	TD				
		19	Isiah Pacheco	4'	TD	30	Sky Moore	3'	TD				
		22	Isiah Pacheco	4	Punt	26	Travis Kelce	3	TD				
09/18	at Las Vegas	13	Josh Jacobs	1	TD	20	Mack Hollins	1'	TD				
						23	Mack Hollins	1'	TD				
						20	Hunter Renfrow	2'	TD				
						23	Ameer Abdullah	2	TD				
09/25	L.A. Rams	20t	Cooper Kupp	1	TD	28	Kendall Blanton	1'	FG	31	Brandon Powell (KR)	2	Half
		14	Cam Akers	3'	TD	26	Ben Skowronek	1'	FG				
		14t	Cam Akers	3'	TD	26	Tyler Higbee	3	TD				
		12	Cam Akers	4	Fumble	32	Ben Skowronek	4	Fumble				
10/02	at Carolina	10	Christian McCaffrey	1	Punt	34	Christian McCaffrey	4	TD	33t	Frankie Luvu (INT)	2	INT
		10	Christian McCaffrey	2'	INT								
		11	DJ Moore	2	INT								
10/09	Philadelphia	17	Jalen Hurts	2'	TD	22	DeVonta Smith	1'	TD				
		10	Jalen Hurts	2'	TD	20	DeVonta Smith	1'	TD				
		12	Miles Sanders	3'	FG	31	Dallas Goedert	3	Punt				
		13	Jalen Hurts	3'	FG								
		11	Kenneth Gainwell	4	FG								
10/16	at Seattle	17	Kenneth Walker III	1'	FG	22	Marquise Goodwin	2	FG				
		34	Kenneth Walker III	1'	FG								
		24	Geno Smith	2	FG								
		21	Kenneth Walker III	3	FG								
		11t	Kenneth Walker III	4	TD								
10/20	New Orleans	17	Alvin Kamara	1	TD	53t	Rashid Shaheed	1	TD				
		10	Alvin Kamara	1	INT	64	Kevin White	2	TD				
		10	Alvin Kamara	2	INT	41	Chris Olave	3	FG				
		14	Andy Dalton	2	INT	20	Tre'Quan Smith	4	FG				
10/30	at Minnesota	17t	Kirk Cousins	1	TD	28	Justin Jefferson	1	TD				
		30	Dalvin Cook	1	Downs	29	Justin Jefferson	3	TD				
		19	Dalvin Cook	2'	TD								
		11	Dalvin Cook	2'	TD								
		15	Alexander Mattison	2'	TD								
		11	Alexander Mattison	2	Punt								
11/06	Seattle	12	Dalvin Cook	4	TD								
		15	Kenneth Walker III	2	TD	22	Travis Homer	2'	Half				
		18	Geno Smith	4'	TD	30	Tyler Lockett	2'	Half				
		12	Geno Smith	4'	TD	51	Noah Fant	4	TD				
		12	Kenneth Walker III	4'	TD								
11/13	at L.A. Rams	10	Cam Akers	3	Punt	25	Tyler Higbee	3	TD				
11/21	San Francisco	20	Christian McCaffrey	2	TD	39t	George Kittle	2	TD				
		39t	Deebo Samuel	3	TD	32t	George Kittle	4	TD				
		19	Elijah Mitchell	3	TD								
11/27	L.A. Chargers	15	Justin Herbert	2	TD	33t	DeAndre Carter	2	TD				
		23	Justin Herbert	4	Punt								
12/12	New England	14t	Kevin Harris	2	TD	30	Hunter Henry	2	FG				
		44	Pierre Strong Jr.	3	FG	39	Hunter Henry	4	TD				
		19	Pierre Strong Jr.	4	Game								
12/18	at Denver	21	Latavius Murray	2	Punt								
		35	Latavius Murray	3	TD								
		17	Marlon Mack	4'	TD								
		10t	Latavius Murray	4	TD								
12/25	Tampa Bay	18	Rachaad White	1	FG	44	Leonard Fournette	4	TD	33	Deven Thompkins (KR)	4	TD
		14	Leonard Fournette	1	Downs	23	Russell Gage Jr.	5	FG				
		23	Leonard Fournette	2	FG								
01/01	at Atlanta	--	--	--	--	--	--	--	--	--	--	--	
01/08	at San Francisco	--	--	--	--	--	--	--	--	--	--	--	

CARDINALS SCORING AND TAKEAWAY CHART



DATE	OPPONENT	W/L/T	CARDINALS						OPPONENTS						POINT DIFF	OVERALL RECORD
			1ST	2ND	3RD	4TH	OT	TOTAL	1ST	2ND	3RD	4TH	OT	TOTAL		
9/11	Kansas City	L	0	7	0	14	--	21	14	9	14	7	--	44	-23	0-1
9/18	at Las Vegas	W	0	0	7	16	6	29	7	13	3	0	0	23	+6	1-1
9/25	L.A. Rams	L	0	6	3	3	--	12	10	3	7	0	--	20	-8	1-2
10/2	at Carolina	W	0	3	7	16	--	26	0	10	0	6	--	16	+10	2-2
10/9	Philadelphia	L	0	10	0	7	--	17	7	7	3	3	--	20	-3	2-3
10/16	at Seattle	L	3	0	6	0	--	9	3	6	3	7	--	19	-10	2-4
10/20	New Orleans	W	3	25	7	7	--	42	7	7	3	17	--	34	+8	3-4
10/30	at Minnesota	L	3	7	13	3	--	26	7	7	14	6	--	34	-8	3-5
11/6	Seattle	L	7	0	7	7	--	21	3	7	7	14	--	31	-10	3-6
11/13	at L.A. Rams	W	3	14	0	10	--	27	3	0	7	7	--	17	+10	4-6
11/21	San Francisco	L	3	7	0	0	--	10	0	17	14	7	--	38	-28	4-7
11/27	L.A. Chargers	L	7	10	0	7	--	24	0	14	3	8	--	25	-1	4-8
12/12	New England	L	0	13	0	0	--	13	0	10	10	7	--	27	-14	4-9
12/18	at Denver	L	0	6	3	6	--	15	3	0	7	14	--	24	-9	4-10
12/25	Tampa Bay	L	3	3	0	10	0	16	3	3	0	10	3	19	-3	4-11
1/1	at Atlanta	--	--	--	--	--	--	--	--	--	--	--	--	--	--	--
1/8	at San Francisco	--	--	--	--	--	--	--	--	--	--	--	--	--	--	--
2022 TOTALS		4-11	32	111	53	106	6	308	67	113	95	113	3	391	-83	4-11
AVG/GAME			2.1	7.4	3.5	7.1	3.0	20.5	4.5	7.5	6.3	7.5	1.5	26.1	-5.5	

2022 REGULAR SEASON TAKEAWAY/GIVEAWAY CHART

DATE	OPPONENT	ARI +/- RATIO	ARI TAKEAWAYS	POINTS OFF TAKEAWAYS	ARI GIVEAWAYS	POINTS OFF GIVEAWAYS	POINTS OFF TO RATIO
09/11	Kansas City	+1	1 (1 FUM, 0 INT)	0	0 (0 FUM, 0 INT)	0	0
09/18	at Las Vegas	0	1 (1 FUM, 0 INT)	6	1 (0 FUM, 1 INT)	3	+3
09/25	L.A. Rams	+1	1 (1 FUM, 0 INT)	3	0 (0 FUM, 0 INT)	0	+3
10/02	at Carolina	+2	3 (1 FUM, 2 INT)	10	1 (0 FUM, 1 INT)	7	+3
10/09	Philadelphia	-1	0 (0 FUM, 0 INT)	0	1 (0 FUM, 1 INT)	0	0
10/16	at Seattle	-1	1 (1 FUM, 0 INT)	6	2 (1 FUM, 1 INT)	0	+6
10/20	New Orleans	+3	3 (0 FUM, 3 INT)	17	0 (0 FUM, 0 INT)	0	+17
10/30	at Minnesota	-2	1 (1 FUM, 0 INT)	3	3 (1 FUM, 2 INT)	13	-10
11/06	Seattle	0	1 (0 FUM, 1 INT)	7	1 (1 FUM, 0 INT)	0	+7
11/13	at L.A. Rams	+2	2 (1 FUM, 1 INT)	10	0 (0 FUM, 0 INT)	0	+10
11/21	San Francisco	-2	0 (0 FUM, 0 INT)	0	2 (0 FUM, 2 INT)	7	-7
11/27	L.A. Chargers	-2	0 (0 FUM, 0 INT)	0	2 (1 FUM, 1 INT)	7	-7
12/12	New England	-1	1 (0 FUM, 1 INT)	3	2 (1 FUM, 1 INT)	14	-11
12/18	at Denver	-1	2 (1 FUM, 1 INT)	3	3 (0 FUM, 3 INT)	7	-4
12/25	Tampa Bay	-1	2 (0 FUM, 2 INT)	3	3 (2 FUM, 1 INT)	3	0
01/01	at Atlanta	--	--	--	--	--	--
01/08	at San Francisco	--	--	--	--	--	--
TOTALS		-2	19 (8 FUM, 11 INT)	71	21 (7 FUM, 14 INT)	61	+10



POSSESSION BREAKDOWN

DATE	OPPONENT	STARTING QB	POSS	TD	PAT	2-PT	M-2PT	FG	FGA	FGM	BK-FG	PUNT	INT	FUM	SAF	DWNS	HF	GM	PTS	TD%	SCORE%	PTS/POSS
9/11	Kansas City	K. Murray	11	3	2	2	1	0	0	0	0	5	0	0	0	1	1	1	21	27.3	27.3	1.91
9/18	at Las Vegas	K. Murray	9	3	3	2	2	0	0	0	0	3	1	0	0	2	0	0	23	33.3	33.3	2.56
9/25	L.A. Rams	K. Murray	9	0	0	0	0	4	4	0	0	4	0	0	0	1	0	0	12	0.0	44.4	1.33
10/2	at Carolina	K. Murray	12	3	2	1	0	2	2	0	0	3	1	0	0	2	0	1	26	25.0	41.7	2.17
10/9	Philadelphia	K. Murray	9	2	2	0	0	1	2	1	0	4	1	0	0	0	0	0	17	22.2	33.3	1.89
10/16	at Seattle	K. Murray	11	0	0	0	0	1	1	0	0	4	1	1	0	3	0	1	3	0.0	9.1	0.27
10/20	New Orleans	K. Murray	10	3	4	2	2	2	2	0	0	4	0	0	0	0	0	1	28	30.0	50.0	2.80
10/30	at Minnesota	K. Murray	12	3	2	1	0	2	2	0	0	3	2	1	0	1	0	1	26	25.0	41.7	2.17
11/6	Seattle	K. Murray	10	2	3	0	0	0	0	0	0	6	0	1	0	1	0	0	14	20.0	20.0	1.40
11/13	at L.A. Rams	C. McCoy	11	3	3	0	0	2	2	0	0	5	0	0	0	0	0	1	27	27.3	45.5	2.45
11/21	San Francisco	C. McCoy	11	1	1	0	0	1	1	0	0	4	2	0	0	2	1	0	10	9.1	18.2	0.91
11/27	L.A. Chargers	K. Murray	11	3	3	0	0	1	2	1	0	3	1	1	0	0	0	1	24	27.3	36.4	2.18
12/12	New England	K. Murray	12	1	1	0	0	2	3	1	0	2	1	1	0	4	0	0	13	8.3	25.0	1.08
12/18	at Denver	C. McCoy	13	1	0	1	0	3	3	0	0	6	3	0	0	0	0	0	15	7.7	30.8	1.15
12/25	Tampa Bay	T. McSorley	14	1	1	0	0	3	3	0	0	7	1	2	0	0	0	0	16	7.1	28.6	1.14
1/1	at Atlanta	--	--	--	--	--	--	--	--	--	--	--	--	--	--	--	--	--	--	--	--	--
1/8	at San Francisco	--	--	--	--	--	--	--	--	--	--	--	--	--	--	--	--	--	--	--	--	--
2022 TOTALS			165	29	27	9	5	24	27	3	0	63	14	7	0	17	2	7	275	17.6	32.1	1.67

DATE	OPPONENT	STARTING QB	POSS	TD	PAT	2-PT	M-2PT	FG	FGA	FGM	BK-FG	PUNT	INT	FUM	SAF	DWNS	HF	GM	PTS	TD%	SCORE%	PTS/POSS
9/11	Kansas City	P. Mahomes	10	6	5	0	0	1	1	0	0	2	0	1	0	0	0	0	44	60.0	70.0	4.40
9/18	at Las Vegas	D. Carr	9	2	2	0	0	3	3	0	0	3	0	1	0	0	0	0	23	22.2	55.6	2.56
9/25	L.A. Rams	M. Stafford	10	2	2	0	0	2	2	0	0	3	0	1	0	0	1	1	20	20.0	40.0	2.00
10/2	at Carolina	B. Mayfield	11	1	1	1	0	1	1	0	0	4	2	1	0	2	0	0	9	9.1	18.2	0.82
10/9	Philadelphia	J. Hurts	9	2	2	0	0	2	2	0	0	4	0	0	0	0	0	1	20	22.2	44.4	2.22
10/16	at Seattle	G. Smith	12	1	1	0	0	4	4	0	0	6	0	1	0	0	0	0	19	8.3	41.7	1.58
10/20	New Orleans	A. Dalton	12	4	4	0	0	2	2	0	0	2	3	0	0	0	1	0	34	33.3	50.0	2.83
10/30	at Minnesota	K. Cousins	13	5	4	0	0	0	1	1	1	5	0	1	0	1	0	0	34	38.5	38.5	2.62
11/6	Seattle	G. Smith	12	4	4	0	0	1	1	0	0	3	1	0	0	1	1	1	31	33.3	41.7	2.58
11/13	at L.A. Rams	J. Wolford	11	2	2	0	0	1	1	0	0	5	1	1	0	0	1	0	17	18.2	27.3	1.55
11/21	San Francisco	J. Garoppolo	11	5	5	0	0	1	1	0	0	4	0	0	0	0	0	1	38	45.5	54.5	3.45
11/27	L.A. Chargers	J. Herbert	11	3	3	1	1	1	1	0	0	6	0	0	0	0	1	0	25	27.3	36.4	2.27
12/12	New England	M. Jones	12	2	3	0	0	2	2	0	0	6	1	0	0	0	0	1	20	16.7	33.3	1.67
12/18	at Denver	B. Rypien	13	3	3	0	0	1	2	1	0	5	1	1	0	0	0	1	24	23.1	30.8	1.85
12/25	Tampa Bay	T. Brady	14	1	1	0	0	4	4	0	0	5	2	0	0	1	1	0	19	7.1	35.7	1.36
1/1	at Atlanta	--	--	--	--	--	--	--	--	--	--	--	--	--	--	--	--	--	--	--	--	--
1/8	at San Francisco	--	--	--	--	--	--	--	--	--	--	--	--	--	--	--	--	--	--	--	--	--
2022 TOTALS			170	43	42	2	1	26	28	2	1	63	11	8	0	5	6	6	377	25.3	40.6	2.22

THIRD DOWN EFFICIENCY ANALYSIS



CARDINALS 2022 REGULAR SEASON THIRD DOWN EFFICIENCY

CARDINALS

Date	Opponent	3rd & 1	3rd & 2	3rd & 3	3rd & 4	3rd & 5	3rd & 6	3rd & 7	3rd & 8	3rd & 9	3rd & 10+	Total
09/11	Kansas City	1/2	0/0	0/1	0/1	1/4	0/1	0/0	0/0	1/1	0/2	3/12
09/18	at Las Vegas	1/3	0/1	0/1	0/2	1/2	1/1	0/0	0/0	0/1	0/2	3/13
09/25	L.A. Rams	1/3	2/3	1/1	0/1	0/1	0/0	0/0	0/1	0/1	2/7	6/18
10/02	at Carolina	3/3	2/3	1/1	0/1	0/1	0/3	0/0	0/0	0/1	0/2	6/15
10/09	Philadelphia	2/3	0/0	2/2	0/1	1/1	1/1	0/1	1/1	0/1	1/3	8/14
10/16	at Seattle	0/0	0/0	0/2	1/1	0/1	2/5	1/1	0/1	0/0	0/5	4/16
10/20	New Orleans	0/0	0/0	1/1	0/0	0/2	0/1	0/1	1/1	0/1	1/3	3/10
10/30	at Minnesota	1/1	1/1	0/0	1/2	0/0	0/0	0/2	0/1	0/0	1/4	4/11
11/06	Seattle	0/1	2/2	0/0	0/3	2/2	0/0	0/0	1/1	0/0	1/5	6/14
11/13	at L.A. Rams	2/2	1/1	0/1	2/3	0/0	0/1	0/0	0/0	0/0	0/7	5/15
11/21	San Francisco	1/1	0/0	0/2	3/3	1/1	1/3	2/2	0/0	0/0	0/4	8/16
11/27	L.A. Chargers	1/2	1/1	0/0	1/1	2/3	1/2	1/1	0/0	0/0	0/3	7/13
12/12	New England	1/2	0/0	0/1	1/1	0/1	1/1	1/2	0/0	0/2	0/4	4/14
12/18	at Denver	1/1	0/0	0/0	1/1	0/1	0/2	0/0	0/2	0/0	0/5	2/12
12/25	Tampa Bay	3/4	0/1	0/0	0/0	0/0	0/4	1/1	0/0	0/1	1/8	5/19
01/01	at Atlanta	--	--	--	--	--	--	--	--	--	--	--
01/08	at San Francisco	--	--	--	--	--	--	--	--	--	--	--
TOTALS		18 / 28	9 / 13	5 / 13	10 / 21	8 / 20	7 / 25	6 / 11	3 / 8	1 / 9	7 / 64	74 / 212
		64.3%	69.2%	38.5%	47.6%	40.0%	28.0%	54.5%	37.5%	11.1%	10.9%	34.9%
		3RD & 1-3: 32 / 54 = 59.3%			3RD & 4-6: 25 / 66 = 37.9%			3RD & 7-10+: 17 / 92 = 18.5%				

OPPONENT 2022 REGULAR SEASON THIRD DOWN EFFICIENCY

OPPONENT

Date	Opponent	3rd & 1	3rd & 2	3rd & 3	3rd & 4	3rd & 5	3rd & 6	3rd & 7	3rd & 8	3rd & 9	3rd & 10+	Total
09/11	Kansas City	0/0	2/2	0/1	0/1	0/0	1/1	1/1	0/0	0/0	1/2	5/8
09/18	at Las Vegas	1/1	0/0	1/1	0/0	0/1	1/1	0/1	0/0	0/1	3/5	6/11
09/25	L.A. Rams	1/1	0/0	1/1	0/1	0/1	0/0	0/1	0/0	0/0	1/3	3/8
10/02	at Carolina	1/2	0/1	0/0	0/0	0/2	0/0	1/2	0/0	0/0	0/3	2/10
10/09	Philadelphia	3/4	0/1	1/1	0/0	0/1	0/0	0/1	0/1	0/0	2/4	6/13
10/16	at Seattle	1/2	0/1	0/0	1/1	1/1	1/2	0/1	0/1	0/0	0/5	4/14
10/20	New Orleans	2/2	1/1	0/1	0/0	1/1	0/0	0/2	0/1	1/2	1/3	6/13
10/30	at Minnesota	3/3	1/2	0/1	1/1	1/2	0/1	0/0	0/1	0/0	0/2	6/13
11/06	Seattle	2/2	1/1	2/2	1/2	0/0	1/2	1/2	0/0	0/1	2/3	10/15
11/13	at L.A. Rams	0/1	0/0	2/2	1/1	0/0	0/1	0/0	0/2	0/1	0/3	3/11
11/21	San Francisco	1/2	1/2	1/1	0/0	2/2	1/2	0/0	0/1	0/0	0/1	6/11
11/27	L.A. Chargers	1/1	1/1	1/1	0/1	0/0	1/1	1/4	0/0	0/0	1/4	6/13
12/12	New England	0/0	1/1	0/0	0/0	1/1	0/1	0/1	0/0	0/0	1/7	3/11
12/18	at Denver	1/1	1/1	0/0	0/0	0/0	1/2	0/1	0/2	1/1	0/3	4/11
12/25	Tampa Bay	1/3	2/4	1/3	0/0	1/1	1/3	0/0	0/1	0/0	0/2	6/17
01/01	at Atlanta	--	--	--	--	--	--	--	--	--	--	--
01/08	at San Francisco	--	--	--	--	--	--	--	--	--	--	--
TOTALS		18 / 25	11 / 18	10 / 15	4 / 8	7 / 13	8 / 17	4 / 17	0 / 10	2 / 6	12 / 50	76 / 179
		72.0%	61.1%	66.7%	50.0%	53.8%	47.1%	23.5%	0.0%	33.3%	24.0%	42.5%
		3RD & 1-3: 39 / 58 = 67.2%			3RD & 4-6: 19 / 38 = 50.0%			3RD & 7-10+: 18 / 83 = 21.7%				



RED ZONE BREAKDOWN

CARDINALS

Date	Opponent	Pos	TD	PAT	2-Pt.	Miss		Blk/				Drive Ends				Score		
						PAT	FG	FGA	MFG	INT	Fum	Dwns	Half	Game	Pts	TD%	Pct.	Pts/Poss
09/11	Kansas City	3	3	1	1	0	0	0	0	0	0	0	0	0	21	100.0	100.0	7.0
09/18	at Las Vegas	4	3	1	2	0	0	0	0	0	0	1	0	0	23	75.0	75.0	5.8
09/25	L.A. Rams	2	0	0	0	0	2	2	0	0	0	0	0	0	6	0.0	100.0	3.0
10/02	at Carolina	5	2	2	0	0	2	2	0	0	0	1	0	0	20	40.0	80.0	4.0
10/09	Philadelphia	2	1	1	0	0	1	1	0	0	0	0	0	0	10	50.0	100.0	5.0
10/16	at Seattle	2	0	0	0	0	1	1	0	0	0	1	0	0	3	0.0	50.0	1.5
10/20	New Orleans	4	3	2	1	0	1	1	0	0	0	0	0	0	25	75.0	100.0	6.3
10/30	at Minnesota	3	2	2	0	0	1	1	0	0	0	0	0	0	17	66.7	100.0	5.7
11/06	Seattle	1	1	1	0	0	0	0	0	0	0	0	0	0	7	100.0	100.0	7.0
11/13	at L.A. Rams	4	3	3	0	0	1	1	0	0	0	0	0	0	24	75.0	100.0	6.0
11/21	San Francisco	2	1	1	0	0	0	0	0	1	0	0	0	0	7	50.0	50.0	3.5
11/27	L.A. Chargers	2	2	2	0	0	0	0	0	0	0	0	0	0	14	100.0	100.0	7.0
12/12	New England	3	1	1	0	0	2	2	0	0	0	0	0	0	13	33.3	100.0	4.3
12/18	at Denver	1	1	0	0	0	0	0	0	0	0	0	0	0	6	100.0	100.0	6.0
12/25	Tampa Bay	1	0	0	0	0	0	0	0	0	1	0	0	0	0	0.0	0.0	0.0
01/01	at Atlanta	--	--	--	--	--	--	--	--	--	--	--	--	--	--	--	--	--
01/08	at San Francisco	--	--	--	--	--	--	--	--	--	--	--	--	--	--	--	--	--
TOTALS		39	23	17	4	0	11	11	0	1	1	3	0	0	196	59.0	87.2	5.0

OPPONENT

Date	Opponent	Pos	TD	PAT	2-Pt.	Miss		Blk/				Drive Ends				Score		
						PAT	FG	FGA	MFG	INT	Fum	Dwns	Half	Game	Pts	TD%	Pct.	Pts/Poss
09/11	Kansas City	6	6	5	0	1	0	0	0	0	0	0	0	0	41	100.0	100.0	6.8
09/18	at Las Vegas	4	2	2	0	0	2	2	0	0	0	0	0	0	20	50.0	100.0	5.0
09/25	L.A. Rams	3	1	1	0	0	1	1	0	0	1	0	0	0	10	33.3	66.7	3.3
10/02	at Carolina	1	1	0	0	0	0	0	0	0	0	0	0	0	6	100.0	100.0	6.0
10/09	Philadelphia	4	2	2	0	0	2	2	0	0	0	0	0	0	20	50.0	100.0	5.0
10/16	at Seattle	5	1	1	0	0	4	4	0	0	0	0	0	0	19	20.0	100.0	3.8
10/20	New Orleans	5	3	3	0	0	1	1	0	1	0	0	0	0	24	60.0	80.0	4.8
10/30	at Minnesota	5	5	4	0	1	0	0	0	0	0	0	0	0	34	100.0	100.0	6.8
11/06	Seattle	4	4	4	0	0	0	0	0	0	0	0	0	0	28	100.0	100.0	7.0
11/13	at L.A. Rams	3	2	2	0	0	1	1	0	0	0	0	0	0	17	66.7	100.0	5.7
11/21	San Francisco	2	2	2	0	0	0	0	0	0	0	0	0	0	14	100.0	100.0	7.0
11/27	L.A. Chargers	3	2	1	1	0	1	1	0	0	0	0	0	0	18	66.7	100.0	6.0
12/12	New England	4	2	2	0	0	1	1	0	0	0	0	0	1	17	50.0	75.0	4.3
12/18	at Denver	3	3	3	0	0	0	0	0	0	0	0	0	0	21	100.0	100.0	7.0
12/25	Tampa Bay	3	1	1	0	0	2	2	0	0	0	0	0	0	13	33.3	100.0	4.3
01/01	at Atlanta	--	--	--	--	--	--	--	--	--	--	--	--	--	--	--	--	--
01/08	at San Francisco	--	--	--	--	--	--	--	--	--	--	--	--	--	--	--	--	--
TOTALS		55	37	33	1	2	15	15	0	1	1	0	0	1	302	67.3	94.5	5.5

CARDINALS HIGHS AND LOWS



HIGH	DATE	OPPONENT	OFFENSIVE CATEGORY	OPPONENT	DATE	LOW
42	10/20	vs. New Orleans	Points	at Seattle	10/16	9
25	10/20	vs. New Orleans	Points in a Quarter	vs. Kansas City	9/11	0
				at Las Vegas	9/18	
				vs. L.A. Rams	9/25	
				at Carolina	10/2	
				vs. Philadelphia	10/9	
				at Seattle	10/16	
				vs. Seattle	11/6	
				at L.A. Rams	11/13	
				vs. San Francisco	11/27	
				vs. L.A. Chargers	11/27	
				vs. New England	12/12	
				at Denver	12/18	
28	10/20	vs. New Orleans	Points in a Half	vs. Tampa Bay	12/25	0
				at Las Vegas	9/18	
				vs. San Francisco	11/21	
				vs. New England	12/12	
5	10/20	vs. New Orleans	Total Touchdowns	vs. L.A. Rams	9/25	0
81	9/25	vs. L.A. Rams	Total Plays	at Denver	12/18	59
413	9/18	at Las Vegas	Total Net Yards	at Denver	12/18	240
28	9/18	at Las Vegas	Total First Downs	at Denver	12/18	13
11	9/18	at Las Vegas	First Downs Rushing	at Denver	12/18	4
17	10/30	at Minnesota	First Downs Passing	vs. Seattle	11/6	8
				at Denver	12/18	
				vs. Tampa Bay	12/25	
4	9/18	at Las Vegas	First Down Penalties	vs. Kansas City	9/11	0
				vs. L.A. Rams	9/25	
				vs. Philadelphia	10/9	
				at Seattle	10/16	
				vs. Tampa Bay	12/25	
57.1%	10/9	vs. Philadelphia	Third Down Efficiency	at Denver	12/18	16.7%
5.7	11/27	vs. L.A. Chargers	Average Yards Per Play	at Denver	12/18	4.1
181	11/27	vs. L.A. Chargers	Total Net Yards Rushing	vs. San Francisco	11/21	67
37	10/2	at Carolina	Rushing Attempts	at Denver	12/18	20
5.8	11/6	vs. Seattle	Rushing Average Yards	vs. San Francisco	11/21	2.8
2	9/18	at Las Vegas	Rushing Touchdowns	vs. L.A. Rams	9/25	0
				at Seattle	10/16	
				at Minnesota	10/30	
297	10/30	at Minnesota	Total Net Yards Passing	vs. Seattle	11/6	140
58	9/25	vs. L.A. Rams	Passing Attempts	vs. Seattle	11/6	29
				vs. New Orleans	10/20	
				vs. L.A. Chargers	11/27	
37	9/25	vs. L.A. Rams	Passing Completions	vs. L.A. Chargers	11/27	18
3	10/30	at Minnesota	Passing Touchdowns	vs. L.A. Rams	9/25	0
				at Seattle	10/16	
				vs. San Francisco	11/21	
				vs. New England	12/12	
				at Denver	12/18	
6.2	10/2	at Carolina	Passing Yards Average	vs. Tampa Bay	12/25	3.5
				vs. Seattle	11/6	
				at Minnesota	10/30	
				vs. L.A. Rams	10/16	
3	10/30	at Minnesota	Passes Thrown for Interception	vs. Kansas City	9/11	0
				vs. L.A. Rams	9/25	
				vs. New Orleans	10/20	
				vs. Seattle	11/6	
				at L.A. Rams	11/13	
6	10/16	at Seattle	Times Sacked	at Las Vegas	9/18	1
				at Carolina	10/2	
				vs. Philadelphia	10/9	
				vs. L.A. Chargers	11/27	
				vs. Tampa Bay	12/25	
6	10/16	at Seattle	QB Sacks	at Las Vegas	9/18	1
				at Carolina	10/2	
				vs. Philadelphia	10/9	
				vs. L.A. Chargers	11/27	
				vs. Tampa Bay	12/25	
51	10/16	at Seattle	Sack Yards Lost	at Carolina	10/2	1
7	12/25	vs. Tampa Bay	Total Punts	vs. New England	12/12	2
322	12/25	vs. Tampa Bay	Total Punt Yards	vs. New England	12/12	97
56.7	10/2	at Carolina	Punt Gross Average Yards	vs. L.A. Rams	9/25	40
46	12/18	at Denver	Punt Net Average Yards	vs. L.A. Rams	9/25	29
5	12/25	vs. Tampa Bay	Punt Returns	vs. New Orleans	10/20	0
71	12/25	vs. Tampa Bay	Punt Return Yards	vs. Kansas City	9/11	-1
15.0	11/21	vs. San Francisco	Punt Return Yards Average	vs. Kansas City	9/11	-1.0
				vs. L.A. Chargers	11/27	
				vs. New England	12/12	
5	12/12	vs. New England	Kickoff Returns	vs. L.A. Rams	9/25	0
134	12/12	vs. New England	Kickoff Return Yards	vs. San Francisco	11/21	0
				vs. L.A. Rams	9/25	
12	9/18	at Las Vegas	Total Penalties	vs. Philadelphia	10/9	2
				vs. Philadelphia	10/9	
120	9/18	at Las Vegas	Penalty Yards	vs. Philadelphia	10/9	15
3	9/11	vs. Kansas City	Total Fumbles	at Las Vegas	9/18	0
				vs. Philadelphia	10/9	
				at Denver	12/18	
2	10/16	at Seattle	Fumbles Lost	vs. Kansas City	9/11	0
				at Las Vegas	9/18	
				vs. L.A. Rams	9/25	
				at Carolina	10/2	
				vs. Philadelphia	10/9	
				vs. New Orleans	10/20	
				at L.A. Rams	11/13	
				vs. San Francisco	11/21	
				at Denver	12/18	
38:35	10/2	at Carolina	Time of Possession	vs. Kansas City	9/11	25:18
3	10/30	at Minnesota	Turnovers	vs. Kansas City	9/11	0
				vs. L.A. Rams	9/25	
				vs. New Orleans	10/20	
				at L.A. Rams	11/13	



CARDINALS HIGHS AND LOWS

HIGH	DATE	OPPONENT	DEFENSIVE CATEGORY	OPPONENT	DATE	LOW
44	9/11	vs. Kansas City	Points Points in a Quarter	at Carolina	10/2	16
17	10/20	vs. New Orleans		at Las Vegas	9/18	0
	11/21	vs. San Francisco		vs. L.A. Rams	9/25	
				at Carolina	10/2	
				at L.A. Rams	11/13	
				vs. San Francisco	11/27	
				vs. L.A. Chargers	11/27	
				vs. New England	12/12	
				at Denver	12/18	
23	9/11	vs. Kansas City	Points in a Half	vs. Tampa Bay	12/25	
				at Las Vegas	9/18	3
				at L.A. Rams	11/13	
6	9/11	vs. Kansas City	Total Touchdowns	at Denver	12/18	
				at Seattle	10/16	1
78	12/25	vs. Tampa Bay	Total Plays	vs. Tampa Bay	12/25	
494	10/20	vs. New Orleans	Total Net Yards	vs. L.A. Rams	9/25	46
33	9/11	vs. Kansas City	Total First Downs	at Carolina	10/2	220
12	10/9	vs. Philadelphia	First Downs Rushing	at Carolina	10/2	11
	12/18	at Denver		at Carolina	10/2	3
22	9/11	vs. Kansas City	First Downs Passing	at Carolina	10/2	8
4	9/11	vs. Kansas City	First Down Penalties	vs. L.A. Rams	9/25	0
				at Carolina	10/2	
				vs. Philadelphia	10/9	
				at L.A. Rams	11/13	
66.7%	11/6	vs. Seattle	Third Down Efficiency	vs. L.A. Chargers	11/27	20.0%
7.4	9/11	vs. Kansas City	Average Yards Per Play	at Carolina	10/2	4.3
	9/25	vs. L.A. Rams		at Carolina	10/2	
173	10/30	at Minnesota	Total Net Yards Rushing	at L.A. Rams	11/13	
34	11/6	vs. Seattle	Rushing Attempts	at Carolina	10/2	40
	12/18	at Denver		at Carolina	10/2	13
6	10/30	at Minnesota	Rushing Average Yards	vs. L.A. Chargers	11/27	
3	10/30	at Minnesota	Rushing Touchdowns	at Carolina	10/2	3.1
				at Las Vegas	9/18	0
				at Carolina	10/2	
				vs. New Orleans	10/20	
409	10/20	vs. New Orleans	Total Net Yards Passing	vs. L.A. Chargers	11/27	156
49	10/20	vs. New Orleans	Passing Attempts	at Denver	12/18	25
35	11/27	vs. L.A. Chargers	Passing Completions	vs. L.A. Rams	9/25	18
5	9/11	vs. Kansas City	Passing Touchdowns	vs. L.A. Rams	9/25	0
				vs. Philadelphia	10/9	
				at Seattle	10/16	
9.2	9/11	vs. Kansas City	Passing Yards Average	vs. New England	12/12	4.4
	9/25	vs. L.A. Rams		at Seattle	10/16	
3	10/20	vs. New Orleans	Passes Thrown for Interception	vs. Kansas City	9/11	0
				at Las Vegas	9/18	
				vs. L.A. Rams	9/25	
				vs. Philadelphia	10/9	
				at Seattle	10/16	
				at Minnesota	10/30	
				vs. San Francisco	11/21	
7	12/18	at Denver	Times Sacked	vs. L.A. Chargers	11/27	0
				vs. Kansas City	9/11	
				vs. New Orleans	10/20	
				vs. San Francisco	11/21	
				vs. Tampa Bay	12/25	
				vs. Kansas City	9/11	
				vs. New Orleans	10/20	
				vs. San Francisco	11/21	
41	12/18	at Denver	Sack Yards Lost	vs. Tampa Bay	12/25	0
				vs. Kansas City	9/11	
				vs. New Orleans	10/20	
				vs. San Francisco	11/21	
				vs. Tampa Bay	12/25	
6	10/16	at Seattle	Total Punts	vs. Kansas City	9/11	2
	11/27	vs. L.A. Chargers		vs. New Orleans	10/20	
	12/12	vs. New England		vs. L.A. Chargers	11/27	
293	10/16	at Seattle	Total Punt Yards	vs. New Orleans	10/20	94
54	9/11	vs. Kansas City	Punt Gross Average Yards	vs. L.A. Chargers	11/27	39
51	11/6	vs. Seattle	Punt Net Average Yards	vs. New England	12/12	32.7
5	9/11	vs. Kansas City	Punt Returns	at Las Vegas	9/18	0
44	9/11	vs. Kansas City	Punt Return Yards	at Las Vegas	9/18	0
	9/25	vs. L.A. Rams				
14.0	10/2	at Carolina	Punt Return Yards Average	at Las Vegas	9/18	0.0
	10/20	vs. New Orleans				
	12/25	vs. Tampa Bay				
4	10/2	at Carolina	Kickoff Returns	at Las Vegas	9/18	0
				vs. Philadelphia	10/9	
				at Seattle	10/16	
				at Minnesota	10/30	
				vs. San Francisco	11/21	
				vs. L.A. Chargers	11/27	
68	12/25	vs. Tampa Bay	Kickoff Return Yards	at Las Vegas	9/18	0
				vs. Philadelphia	10/9	
				at Seattle	10/16	
				at Minnesota	10/30	
				vs. San Francisco	11/21	
				vs. L.A. Chargers	11/27	
10	9/18	at Las Vegas	Total Penalties	vs. Kansas City	9/11	3
	10/30	at Minnesota		vs. Philadelphia	10/9	
86	10/30	at Minnesota	Penalty Yards	vs. San Francisco	11/21	25
5	9/11	vs. Kansas City	Total Fumbles	vs. Kansas City	9/11	0
				vs. New Orleans	10/20	
				vs. San Francisco	11/21	
				vs. Tampa Bay	12/25	
1	9/11	vs. Kansas City	Fumbles Lost	vs. Philadelphia	10/9	0
	9/18	at Las Vegas		vs. New Orleans	10/20	
	9/25	vs. L.A. Rams		vs. Seattle	11/6	
	10/2	at Carolina		vs. San Francisco	11/21	
	10/16	at Seattle		vs. L.A. Chargers	11/27	
	10/30	at Minnesota		vs. New England	12/12	
	11/13	at L.A. Rams		vs. Tampa Bay	12/25	
	12/18	at Denver				
36:57	12/25	vs. Tampa Bay	Time of Possession	at Carolina	10/2	21:25
3	10/2	at Carolina	Turnovers	vs. Philadelphia	10/9	0
	10/20	vs. New Orleans		vs. San Francisco	11/21	
				vs. L.A. Chargers	11/27	



2022 REGULAR SEASON CARDINALS INDIVIDUAL SINGLE-GAME HIGHS

			OPPONENT	DATE
Touchdowns	2	James Conner	at Rams	11/13
Passes Attempted	58	Kyler Murray	vs. Rams	09/25
Passes Completed	37	Kyler Murray	vs. Rams	09/25
Completion Percentage	71.8	Kyler Murray	at Panthers	10/02
Passing Yards	326	Kyler Murray	at Vikings	10/30
Yards Per Attempt	7.4	Kyler Murray	at Vikings	10/30
Touchdown Passes	3	Kyler Murray	at Vikings	10/30
Pass Receptions	14	Marquise Brown	vs. Rams	09/25
Receiving Yards	159	DeAndre Hopkins	at Vikings	10/30
Touchdown Receptions	1	James Conner	vs. Chargers	11/27
		DeAndre Hopkins	vs. Chargers	11/27
		A.J. Green	at Rams	11/13
		Zach Ertz	vs. Seahawks	11/06
		DeAndre Hopkins	vs. Seahawks	11/06
		Zach Ertz	at Vikings	10/30
		DeAndre Hopkins	at Vikings	10/30
		Rondale Moore	at Vikings	10/30
		Greg Dortch	vs. Saints	10/20
		Marquise Brown	vs. Eagles	10/09
		Marquise Brown	at Panthers	10/02
		Zach Ertz	at Panthers	10/02
		Greg Dortch	at Raiders	09/18
		Marquise Brown	vs. Chiefs	09/11
		Zach Ertz	vs. Chiefs	09/11
Rushing Yards	120	James Conner	vs. Chargers	11/27
Rushing Attempts	25	James Conner	vs. Chargers	11/27
Rushing Average	10.0	Kyler Murray	at Seahawks	10/16
Rushing Touchdowns	2	James Conner	at Rams	11/13
Yards From Scrimmage	159	DeAndre Hopkins	at Vikings	10/30
Combined Net Yards	159	DeAndre Hopkins	at Vikings	10/30
Interceptions Made	2	Marco Wilson	vs. Buccaneers	12/25
Interceptions Thrown	2	Trace McSorley	at Broncos	12/18
		Kyler Murray	at Vikings	10/30
INT Return Yards	56	Isaiah Simmons	vs. Saints	10/20
Tackles	13	Isaiah Simmons	vs. Eagles	10/09
		Budda Baker	vs. Chiefs	09/11
Sacks	3.0	J.J. Watt	at Broncos	12/18
Punts	7	Andy Lee	vs. Buccaneers	12/25
Punts Inside the 20	4	Andy Lee	vs. Buccaneers	12/25
Punting Average	56.7	Andy Lee	at Panthers	10/02
Punt Returns	5	Pharoh Cooper	vs. Buccaneers	12/25
Punt Return Yards	71	Pharoh Cooper	vs. Buccaneers	12/25
Kickoff Returns	5	Pharoh Cooper	vs. Patriots	12/12
Kickoff Return Yards	134	Pharoh Cooper	vs. Patriots	12/12
Field Goals Attempted	4	Matt Prater	vs. Rams	09/25
Field Goals Made	4	Matt Prater	vs. Rams	09/25

2022 REGULAR SEASON ARIZONA CARDINALS LONGEST PLAYS

			OPPONENT	DATE
Run From Scrimmage	45	Eno Benjamin	vs. Saints	10/20
Touchdown Run	22	James Conner	vs. Buccaneers	12/25
Passing Long	47	Trace McSorley	vs. Buccaneers	12/25
		Colt McCoy	vs. 49ers	11/21
Touchdown Pass Long	38	Kyler Murray	at Vikings	10/30
Pass Reception	47	Marquise Brown	vs. Buccaneers	12/25
		Greg Dortch	vs. 49ers	11/21
Touchdown Reception	38	Rondale Moore	at Vikings	10/30
Interception Return	56	Isaiah Simmons	vs. Saints	10/20
Longest INT Return for TD	56	Isaiah Simmons	vs. Saints	10/20
Longest Opponent's Fumble Return	59	Byron Murphy Jr.	at Raiders	09/18
Punt Return	28	Pharoh Cooper	vs. Buccaneers	12/25
Kickoff Return	44	Eno Benjamin	vs. Chiefs	09/11
Punt	65	Andy Lee	vs. Seahawks	11/06
Field Goal	56	Matt Prater	vs. Buccaneers	12/25
Field Goal Attempt	56	Matt Prater	vs. Buccaneers	12/25



OPPONENT SUPERLATIVES

2022 REGULAR SEASON OPPONENTS INDIVIDUAL SINGLE-GAME HIGHS

OPPONENT DATE

Touchdowns	2	Brandon Aiyuk	vs. 49ers	11/21
		George Kittle	vs. 49ers	11/21
		Kenneth Walker III	vs. Seahawks	11/06
		Juwan Johnson	vs. Saints	10/20
		Jalen Hurts	vs. Eagles	10/09
		Clyde Edwards-Helaire	vs. Chiefs	09/11
Passes Attempted	48	Tom Brady	vs. Buccaneers	12/25
Passes Completed	35	Justin Herbert	vs. Chargers	11/27
Completion Percentage	80.7	Brett Rypien	at Broncos	12/18
Passing Yards	361	Andy Dalton	vs. Saints	10/20
Yards Per Attempt	10.0	Matthew Stafford	vs. Rams	09/25
Touchdown Passes	5	Patrick Mahomes	vs. Chiefs	09/11
Pass Receptions	11	Austin Ekeler	vs. Chargers	11/27
Receiving Yards	121	Travis Kelce	vs. Chiefs	09/11
Touchdown Receptions	2	Brandon Aiyuk	vs. 49ers	11/21
		George Kittle	vs. 49ers	11/21
		Juwan Johnson	vs. Saints	10/20
		Clyde Edwards-Helaire	vs. Chiefs	09/11
Rushing Yards	130	Latavius Murray	at Broncos	12/18
Rushing Attempts	26	Kenneth Walker III	vs. Seahawks	11/06
Rushing Average	14.0	Pierre Strong Jr.	vs. Patriots	12/12
Rushing Touchdowns	2	Kenneth Walker III	vs. Seahawks	11/06
		Jalen Hurts	vs. Eagles	10/09
Yards From Scrimmage	162	Leonard Fournette	vs. Buccaneers	12/25
Combined Net Yards	162	Leonard Fournette	vs. Buccaneers	12/25
Interceptions Made	2	Justin Simmons	at Broncos	12/18
Interceptions Thrown	3	Andy Dalton	vs. Saints	10/20
INT Return Yards	43	Justin Simmons	at Broncos	12/18
Tackles	16	Divine Deablo	at Raiders	09/18
Sacks	3.0	Josh Uche	vs. Patriots	12/12
		Za'Darius Smith	at Vikings	10/30
Punts	6	Michael Palardy	vs. Patriots	12/12
		JK Scott	vs. Chargers	11/27
		Michael Dickson	at Seahawks	10/16
Punts Inside the 20	4	JK Scott	vs. Chargers	11/27
Punting Average	54.0	Tommy Townsend	vs. Chiefs	09/11
Punt Returns	4	Montrell Washington	at Broncos	12/18
		Sky Moore	vs. Chiefs	09/11
Punt Return Yards	43	Brandon Powell	vs. Rams	09/25
Kickoff Returns	3	Deven Thompson	vs. Buccaneers	12/25
Kickoff Return Yards	68	Deven Thompson	vs. Buccaneers	12/25
Field Goals Attempted	4	Ryan Succop	vs. Buccaneers	12/25
		Jason Myers	at Seahawks	10/16
Field Goals Made	4	Ryan Succop	vs. Buccaneers	12/25
		Jason Myers	at Seahawks	10/16

2022 REGULAR SEASON OPPONENTS LONGEST PLAYS

OPPONENT DATE

Run From Scrimmage	44	Pierre Strong Jr.	vs. Patriots	12/12
Touchdown Run	39	Deebo Samuel	vs. 49ers	11/21
Passing Long	64	Andy Dalton	vs. Saints	10/20
Touchdown Pass Long	53	Andy Dalton	vs. Saints	10/20
Pass Reception	64	Kevin White	vs. Saints	10/20
Touchdown Reception	53	Rashid Shaheed	vs. Saints	10/20
Interception Return	33	Frankie Luvu	at Panthers	10/02
Longest INT Return for TD	33	Frankie Luvu	at Panthers	10/02
Longest Opponent's Fumble Return	23	Raekwon McMillan	vs. Patriots	12/12
Punt Return	22	Brandon Powell	vs. Rams	09/25
Punt	66	AJ Cole	at Raiders	09/18
Field Goal	55	Daniel Carlson	at Raiders	09/18
Field Goal Attempt	56	Greg Joseph	at Vikings	10/30



DATE	POS.	NAME	TRANSACTION
1/16	CB	Breon Borders	Released
1/17	DL	Zach Kerr	Elevated to the active roster from the practice squad as a standard elevation
1/17	CB	Kevin Peterson	Elevated to the active roster from the practice squad as a standard elevation
1/17	LB	Ezekiel Turner	Activated from the injured reserve/designated for return list
1/17	DL	J.J. Watt	Activated from the injured reserve/designated for return list
1/19	G	Eric Smith	Signed a reserve/future contract
1/19	S	Javon Hagan	Signed a reserve/future contract
1/19	TE	Bernhard Seikovits	Signed a reserve/future contract
1/19	ILB	Joe Walker	Signed a reserve/future contract
1/19	WR	Andre Baccellia	Signed a reserve/future contract
1/19	CB	Breon Borders	Signed a reserve/future contract
1/19	CB	Nate Brooks	Signed a reserve/future contract
1/19	DE	Matt Dickerson	Signed a reserve/future contract
1/19	G	Danny Isidora	Signed a reserve/future contract
1/19	G	Koda Martin	Signed a reserve/future contract
1/19	RB	Jaylen Samuels	Signed a reserve/future contract
1/19	TE	David Wells	Signed a reserve/future contract
1/19	CB	Jace Whittaker	Signed a reserve/future contract
1/19	TE	Deon Yelder	Signed a reserve/future contract
1/25	P	Nolan Cooney	Signed a reserve/future contract
2/9	DE	Jonathan Ledbetter	Signed a reserve/future contract
3/9	RB	Jonathan Ward	Signed to a one-year contract
3/9	ILB	Jordan Hicks	Released
3/10	WR	Antoine Wesley	Signed to a one-year contract
3/13	TE	Zach Ertz	Signed to a three-year contract
3/14	QB	Colt McCoy	Signed to a two-year contract
3/14	RB	James Conner	Signed to a three-year contract
3/14	OLB	Dennis Gardeck	Signed to a three-year contract
3/14	DE	Michael Dogbe	Signed to a one-year contract
3/16	CB	Jeff Gladney	Signed to a two-year contract
3/16	TE	Maxx Williams	Signed to a one-year contract
3/17	LS	Aaron Brewer	Signed to a one-year contract
3/17	P	Andy Lee	Signed to a one-year contract
3/18	ILB	Ezekiel Turner	Signed to a one-year contract
3/22	OLB	Nick Vigil	Signed to a one-year contract
3/28	G	Will Hernandez	Signed to a one-year contract
4/4	TE	Stephen Anderson	Signed to a one-year contract
4/14	WR	A.J. Green	Signed to a one-year contract
4/19	OL	Haggai Ndubuisi	Signed to a three-year contract
4/26	OLB	Ron'Dell Carter	Awarded waiver claim (Houston)
4/26	CB	Antonio Hamilton	Re-signed to a one-year contract
4/28	WR	Marquise Brown	Acquired from the Ravens along with a third-round selection in the 2022 NFL Draft for a first-round selection in the 2022 NFL Draft
5/2	S	Charles Washington	Re-signed to a one-year contract
5/12	RB	Keaontay Ingram	Signed to a four-year contract
5/12	LB	Jesse Luketa	Signed to a four-year contract
5/12	OL	Lecitus Smith	Signed to a four-year contract
5/13	DL	Kingsley Keke	Signed to a one-year contract
5/17	LB	Jessie Lemonier	Awarded waiver claim (Detroit)
5/17	OL	Marquis Hayes	Signed to a four-year contract
5/17	CB	Christian Matthew	Signed to a four-year contract
5/17	TE	Trey McBride	Signed to a four-year contract
5/18	DE	Myjai Sanders	Signed to a four-year contract
5/31	RB	Jaylen Samuels	Released
5/31	RB	Darrel Williams	Signed to a one-year contract
6/16	CB	Josh Jackson	Signed to a one-year contract
6/16	LB	Ben Niemann	Signed to a one-year contract
7/21	QB	Kyler Murray	Signed to a five-year contract extension
7/22	TE	Maxx Williams	Placed on PUP
7/22	WR	Victor Bolden Jr.	Signed a one-year contract
7/26	WR	Marquise Brown	Placed on NFI
7/29	DL	Matt Dickerson	Released
7/29	TE	David Wells	Released
7/29	DL	Antwaun Woods	Signed to a one-year contract
7/29	DL	Christian Ringo	Signed to a one-year contract
8/2	WR	Christian Blake	Released
8/2	OL	Rashaad Coward	Signed to a one-year contract
8/2	WR	Marquise Brown	Activated from NFI
8/4	TE	Maxx Williams	Activated from PUP
8/4	OL	Eric Smith	Released
8/4	WR	Marcell Ateman	Signed to a one-year contract
8/9	CB	Nate Brooks	Released
8/9	CB	Cortez Davis	Signed to a one-year contract
8/14	CB	Breon Borders	Released
8/14	DL	Kingsley Keke	Released
8/14	OL	Greg Long	Released
8/14	OL	Haggai Ndubuisi	Released
8/14	RB	Ronnie Rivers	Released
8/17	LB	Jessie Lemonier	Released
8/18	TE	Josh Hokit	Signed a one-year contract
8/19	TE	Deon Yelder	Released
8/19	OL	Greg Long	Re-signed
8/22	WR	Marcell Ateman	Released
8/22	OL	Cody Ford	Acquired from the Bills in exchange for a 2023 fifth round draft choice

8/23	CB	Darrell Baker Jr.	Waived/Injured
8/23	P	Nolan Cooney	Released
8/23	CB	Cortez Davis	Released
8/23	TE	Josh Hokit	Released
8/29	CB	Josh Jackson	Released
8/29	OL	Koda Martin	Released
8/29	LB	Joe Walker	Released
8/30	CB	Trayvon Mullen Jr.	Acquired from Raiders in exchange for an undisclosed 2023 draft pick
8/30	OL	Marquis Hayes	Placed on Injured Reserve
8/30	TE	Stephen Anderson	Released
8/30	WR	Andre Baccellia	Released
8/30	WR	Victor Bolden Jr.	Released
8/30	LS	Aaron Brewer	Released
8/30	OL	Rashaad Coward	Released
8/30	OL	Danny Isidora	Released
8/30	DL	Manny Jones	Released
8/30	LB	Devon Kennard	Released
8/30	WR	Jontre Kirklin	Released
8/30	LB	Jesse Luketa	Released
8/30	QB	Trace McSorley	Released
8/30	WR	JaVonta Payton	Released
8/30	TE	Bernhard Seikovits	Released
8/30	CB	Jace Whittaker	Released
8/30	S	James Wiggins	Released
8/30	DL	Antwaun Woods	Released
8/30	LB	Chandler Wooten	Released
8/30	OL	Justin Murray	Reached injury settlement
8/30	DL	Christian Ringo	Reached injury settlement
8/30	OL	Josh Miles	Waived/Injured
8/30	TE	Chris Pierce Jr.	Waived/Injured
8/30	WR	DeAndre Hopkins	Placed on Reserve/Suspended List
8/31	CB	Christian Matthew	Released
8/31	WR	Andre Baccellia	Signed to practice squad
8/31	WR	Victor Bolden Jr.	Signed to practice squad
8/31	OL	Rashaad Coward	Signed to practice squad
8/31	DL	Danny Isidora	Signed to practice squad
8/31	DL	Manny Jones	Signed to practice squad
8/31	WR	Jontre Kirklin	Signed to practice squad
8/31	LB	Jesse Luketa	Signed to practice squad
8/31	QB	Trace McSorley	Signed to practice squad
8/31	CB	Jace Whittaker	Signed to practice squad
8/31	DL	Antwaun Woods	Signed to practice squad
8/31	LB	Chandler Wooten	Signed to practice squad
8/31	TE	Bernhard Seikovits	International Player Practice Squad Exemption
8/31	CB	Javelin Guidry	Claimed off waivers (NYJ)
8/31	TE	Chris Pierce Jr.	Placed on Injured Reserve
8/31	OL	Josh Miles	Placed on Injured Reserve
9/1	TE	Stephen Anderson	Re-signed to roster
9/1	CB	Christian Matthew	Re-signed to roster
9/1	LS	Aaron Brewer	Re-signed to roster
9/1	CB	Antonio Hamilton	Placed on non-football injury
9/1	S	Charles Washington	Placed on Injured Reserve
9/1	WR	Antoine Wesley	Placed on Injured Reserve
9/1	LB	Devon Kennard	Signed to practice squad
9/1	S	Steven Parker	Signed to practice squad
9/1	S	Josh Thomas	Signed to practice squad
9/1	OL	Badara Traore	Signed to practice squad
9/2	TE	Chris Pierce Jr.	Waived/Injured
9/2	S	Jalen Thompson	Signed to a three-year contract extension
9/2	DT	Andrew Brown	Signed to practice squad
9/7	QB	Colt McCoy	Placed on Injured Reserve
9/7	QB	Trace McSorley	Signed to active roster
9/7	WR	Jontre Kirklin	Released
9/7	CB	Corey Ballentine	Signed to practice squad
9/10	LB	Devon Kennard	Elevated from practice squad to active roster
9/10	CB	Jace Whittaker	Elevated from practice squad to active roster
9/10	CB	Javelin Guidry	Released
9/10	WR	Andre Baccellia	Signed from practice squad to active roster
9/10	OL	Cody Ford	Placed on Injured Reserve
9/10	OL	Max Garcia	Signed from NYG's practice squad to active roster
9/14	WR	Victor Bolden Jr.	Placed on PS-Injured Reserve
9/14	OL	Rashaad Coward	Placed on PS-Injured Reserve
9/14	WR	Jeff Cotton Jr.	Signed to practice squad
9/14	WR	JaVonta Payton	Signed to practice squad
9/14	OL	Koda Martin	Signed to practice squad
9/15	WR	JaVonta Payton	Released
9/15	WR	Javon Wims	Signed to practice squad
9/17	LB	Devon Kennard	Elevated from practice squad to active roster
9/17	CB	Jace Whittaker	Elevated from practice squad to active roster
9/20	WR	Andre Baccellia	Released
9/20	LB	Devon Kennard	Signed to active roster
9/20	OL	Lachavious Simmons	Signed to practice squad
9/20	OL	Koda Martin	Released
9/20	CB	Corey Ballentine	Released
9/20	WR	Jeff Cotton Jr.	Released
9/20	S	Steven Parker	Released
9/21	WR	Andre Baccellia	Signed to practice squad



CARDINALS TRANSACTIONS

9/24	WR	Andre Baccellia	Elevated from practice squad to active roster
9/24	CB	Jace Whittaker	Elevated from practice squad to active roster
9/27	LB	Jesse Luketa	Signed to the active roster
9/27	S	Deionte Thompson	Released
9/29	S	Chris Banjo	Signed to practice squad
10/1	WR	Andre Baccellia	Elevated from practice squad to active roster
10/1	S	Chris Banjo	Elevated from practice squad to active roster
10/4	OL	Billy Price	Signed from LV's practice squad to active roster
10/4	WR	Andy Isabella	Released
10/4	QB	Jarrett Guarantano	Released
10/4	K	Matt Ammendola	Signed to practice squad
10/5	OL	Koda Martin	Signed to practice squad
10/5	OL	Lachavious Simmons	Placed on practice squad/injured reserve
10/7	TE	Maxx Williams	Released
10/8	LEO	Nick Vigil	Placed on Injured Reserve
10/8	CB	Antonio Hamilton	Activated from the designated to return list
10/8	WR	Andre Baccellia	Signed to the active roster
10/8	K	Matt Ammendola	Elevated from practice squad to active roster
10/8	S	Chris Banjo	Elevated from practice squad to active roster
10/10	TE	Maxx Williams	Signed to practice squad
10/10	WR	C.J. Board	Released
10/11	WR	Andre Baccellia	Released
10/11	OL	Danny Isidora	Released
10/12	K	Matt Ammendola	Signed to active roster from practice squad
10/12	S	Chris Banjo	Signed to active roster from practice squad
10/12	RB	Jonathan Ward	Placed on Injured Reserve
10/12	RB	Corey Clement	Signed to practice squad
10/12	RB	Ty'Son Williams	Signed to practice squad
10/12	WR	Laquon Treadwell	Signed to practice squad
10/12	WR	Andre Baccellia	Signed to practice squad
10/15	LB	Devon Kennard	Released
10/15	QB	Colt McCoy	Activated from injured reserve list
10/17	WR	Robbie Anderson	Acquired from Panthers in exchange for undisclosed draft picks
10/17	K	Matt Ammendola	Released
10/17	WR	DeAndre Hopkins	Activated from Reserve/Suspended list
10/18	OL	Cody Ford	Designated to return from injured list
10/18	WR	Stanley Berryhill	Released
10/18	K	Rodrigo Blankenship	Signed to practice squad
10/20	WR	Marquise Brown	Placed on Injured Reserve
10/20	OL	Justin Pugh	Placed on Injured Reserve
10/20	OL	Cody Ford	Activated from the designated to return list
10/26	DL	Rashard Lawrence	Placed on Injured Reserve
10/26	K	Rodrigo Blankenship	Signed to active roster
10/26	WR	Laquon Treadwell	Released
10/26	OL	Danny Isidora	Signed to practice squad
10/26	OL	Sage Doxtater	Signed to practice squad
11/2	K	Rodrigo Blankenship	Waived/Injured
11/2	LB	Kamu Grugier-Hill	Signed to a one-year contract
11/2	DL	Eric Banks	Signed to practice squad
11/2	OL	Rashaad Coward	Signed to practice squad
11/2	RB	Darrel Williams	Placed on Injured Reserve
11/2	DT	Trysten Hill	Claimed off waivers (DAL)
11/7	P	Nolan Cooney	Signed to practice squad
11/7	OL	Koda Martin	Released
11/9	S	Charles Washington	Designated to return from injured list
11/9	DL	Antwaun Woods	Placed on PS-Injured Reserve
11/9	OL	Koda Martin	Signed to practice squad
11/9	OL	Jean Delance	Signed to practice squad
11/9	OL	Sage Doxtater	Signed to practice squad
11/9	OL	Wyatt Davis	Claimed off waivers (NO)
11/9	OL	Will Hernandez	Placed on Injured Reserve
11/10	DL	Michael Dogbe	Released
11/12	C	Rodney Hudson	Placed on Injured Reserve
11/12	K	Tristan Vizcaino	Signed to active roster
11/12	S	Charles Washington	Activated from the designated to return list
11/14	RB	Eno Benjamin	Released
11/15	K	Tristan Vizcaino	Released
11/15	OL	Sage Doxtater	Released
11/15	LB	Blake Lynch	Released
11/15	OL	Rashaad Coward	Signed to active roster
11/15	DL	Michael Dogbe	Signed to practice squad
11/16	WR	Marquise Brown	Designated to return from injured list
11/16	TE	Chris Pierce Jr.	Signed to practice squad
11/16	OL	Julien Davenport	Signed to practice squad
11/19	RB	Corey Clement	Signed to active roster
11/21	DL	Michael Dogbe	Elevated to active roster from practice squad
11/21	TE	Maxx Williams	Elevated to active roster from practice squad
11/22	RB	Jonathan Ward	Released
11/22	OL	Jean Delance	Released
11/22	DL	Michael Dogbe	Released
11/23	WR	Pharoh Cooper	Signed to practice squad
11/23	S	Juju Hughes	Signed to practice squad
11/26	WR	Andre Baccellia	Signed to active roster from practice squad
11/26	WR	Marquise Brown	Activated from the designated to return list
11/26	WR	Pharoh Cooper	Elevated from practice squad to active roster
11/26	TE	Zach Ertz	Placed on Injured Reserve
11/26	OL	D.J. Humphries	Placed on Injured Reserve
11/26	TE	Maxx Williams	Elevated from practice squad to active roster
11/28	WR	Andre Baccellia	Released
11/30	WR	Andre Baccellia	Signed to practice squad
12/6	DL	Michael Dogbe	Signed to practice squad
12/6	LB	Blake Lynch	Signed to practice squad
12/12	WR	Pharoh Cooper	Elevated from practice squad to active roster
12/12	TE	Maxx Williams	Elevated from practice squad to active roster
12/13	CB	Trayvon Mullen Jr.	Released
12/17	CB	Nate Hairston	Elevated from practice squad to active roster
12/17	OL	Will Hernandez	Activated from the designated to return list
12/17	DL	Manny Jones	Elevated from practice squad to active roster
12/24	WR	Pharoh Cooper	Elevated from practice squad to active roster
12/24	DL	Michael Dogbe	Signed to active roster from practice squad
12/24	CB	Nate Hairston	Elevated from practice squad to active roster
12/24	CB	Byron Murphy Jr.	Placed on injured reserve
12/26	LS	Aaron Brewer	Placed on injured reserve
12/26	CB	Josh Jackson	Claimed off waivers from Pittsburgh Steelers
12/27	OL	Wyatt Davis	Released



CARDINALS STARTERS AND INACTIVES

OFFENSE

DATE	OPPONENT	WR	LT	LG	C	RG	RT	TE	QB	RB
9/11	Kansas City	A. Green/ G. Dortch/ M. Brown	D. Humphries	S. Harlow	R. Hudson	W. Hernandez	K. Beachum	Z. Ertz	K. Murray	J. Conner
9/18	at Las Vegas	A. Green/ G. Dortch/ M. Brown	D. Humphries	J. Pugh	R. Hudson	W. Hernandez	K. Beachum	Z. Ertz	K. Murray	J. Conner
9/25	L.A. Rams	A. Green/ M. Brown	D. Humphries	J. Pugh	R. Hudson	W. Hernandez	K. Beachum	T. McBride/ Z. Ertz	K. Murray	J. Conner
10/2	at Carolina	R. Moore/ M. Brown	D. Humphries	J. Pugh	R. Hudson	W. Hernandez	K. Beachum	T. McBride/ Z. Ertz	K. Murray	J. Conner
10/9	Philadelphia	R. Moore/ M. Brown	D. Humphries	J. Pugh	S. Harlow	W. Hernandez	K. Beachum	T. McBride/ Z. Ertz	K. Murray	J. Conner
10/16	at Seattle	R. Moore/ M. Brown	D. Humphries	J. Pugh	S. Harlow	W. Hernandez	K. Beachum	T. McBride/ Z. Ertz	K. Murray	E. Benjamin
10/20	New Orleans	R. Moore/ D. Hopkins/ M. Brown	D. Humphries	M. Garcia	B. Price	W. Hernandez	K. Beachum	T. McBride/ Z. Ertz	K. Murray	E. Benjamin
10/30	at Minnesota	A. Green/ R. Moore/ D. Hopkins	J. Jones	C. Ford	B. Price	W. Hernandez	K. Beachum	Z. Ertz	K. Murray	E. Benjamin
11/6	Seattle	R. Moore/ D. Hopkins/ R. Anderson	D. Humphries	C. Ford	B. Price	W. Hernandez	K. Beachum	Z. Ertz	K. Murray	J. Conner
11/13	at L.A. Rams	R. Moore/ D. Hopkins	J. Jones	R. Coward	B. Price	L. Smith	K. Beachum	T. McBride/ Z. Ertz	C. McCoy	J. Conner
11/21	San Francisco	A. Green/ R. Moore/ D. Hopkins	J. Jones	R. Coward	B. Price	L. Smith	K. Beachum	T. McBride	C. McCoy	J. Conner
11/27	L.A. Chargers	A. Green/ D. Hopkins/ M. Brown	J. Jones	R. Coward	B. Price	M. Garcia	K. Beachum	T. McBride	K. Murray	J. Conner
12/12	New England	A. Green/ D. Hopkins/ M. Brown	J. Jones	C. Ford	B. Price	M. Garcia	K. Beachum	T. McBride	K. Murray	J. Conner
12/18	at Denver	A. Green/ D. Hopkins/ M. Brown	J. Jones	M. Garcia	B. Price	W. Hernandez	K. Beachum	T. McBride	C. McCoy	J. Conner
12/25	Tampa Bay	A. Green/ D. Hopkins/ G. Dortch	J. Jones	M. Garcia	B. Price	W. Hernandez	K. Beachum	T. McBride	T. McSorley	J. Conner
1/1	at Atlanta	--	--	--	--	--	--	--	--	--
1/8	at San Francisco	--	--	--	--	--	--	--	--	--

DEFENSE

DATE	OPPONENT	DE	NT	DT	ILB	ILB	OLB	CB	S	LB	DL
9/11	Kansas City	M. Dogbe	R. Lawrence	Z. Allen	N. Vigil	Z. Collins/ I. Simmons	M. Golden	B. Murphy Jr./ M. Wilson	J. Thompson/ B. Baker	--	--
9/18	at Las Vegas	J. Watt	R. Lawrence	Z. Allen	T. Vallejo	Z. Collins	M. Golden/ D. Gardeck	B. Murphy Jr./ M. Wilson	J. Thompson/ B. Baker	--	--
9/25	L.A. Rams	J. Watt	R. Lawrence	Z. Allen	N. Vigil	Z. Collins	M. Golden	B. Murphy Jr./ M. Wilson	J. Thompson/ B. Baker	J. Whittaker	--
10/2	at Carolina	J. Watt	M. Dogbe	Z. Allen	B. Niemann	Z. Collins/ I. Simmons	M. Golden	B. Murphy Jr./ M. Wilson	J. Thompson/ B. Baker	--	--
10/9	Philadelphia	J. Watt	L. Fotu	Z. Allen	T. Vallejo	Z. Collins	M. Golden/ D. Kennard	B. Murphy Jr.	J. Thompson/ B. Baker	C. Banjo	--
10/16	at Seattle	J. Watt	R. Lawrence	Z. Allen	T. Vallejo	Z. Collins	M. Golden/ D. Gardeck	B. Murphy Jr./ M. Wilson	J. Thompson/ B. Baker	--	--
10/20	New Orleans	J. Watt	R. Lawrence	Z. Allen	I. Simmons	Z. Collins	V. Dimukeje	B. Murphy Jr./ M. Wilson	J. Thompson/ B. Baker	B. Niemann	--
10/30	at Minnesota	J. Watt	L. Fotu	Z. Allen	I. Simmons	Z. Collins	V. Dimukeje	B. Murphy Jr./ M. Wilson	J. Thompson/ B. Baker	B. Niemann	--
11/6	Seattle	J. Watt	L. Fotu	Z. Allen	I. Simmons	Z. Collins	M. Golden	B. Murphy Jr./ M. Wilson	J. Thompson/ B. Baker	T. Vallejo	--
11/13	at L.A. Rams	J. Watt	L. Fotu	Z. Allen	I. Simmons	Z. Collins	M. Golden	A. Hamilton/ M. Wilson/ T. Mullen Jr.	J. Thompson/ B. Baker	B. Niemann	--
11/21	San Francisco	J. Watt/ J. Ledbetter	L. Fotu	Z. Allen	I. Simmons	Z. Collins	--	A. Hamilton/ M. Wilson/ T. Mullen Jr.	J. Thompson/ B. Baker	T. Vallejo	--
11/27	L.A. Chargers	J. Watt	--	Z. Allen	I. Simmons	Z. Collins	M. Golden/ M. Sanders	A. Hamilton/ M. Wilson	J. Thompson/ B. Baker	B. Niemann	--
12/12	New England	J. Watt	--	Z. Allen	I. Simmons	Z. Collins	M. Golden/ M. Sanders	A. Hamilton/ M. Wilson/ T. Mullen Jr.	J. Thompson/ B. Baker	B. Niemann	--
12/18	at Denver	J. Watt	L. Fotu	J. Ledbetter	I. Simmons	Z. Collins	M. Golden	C. Matthew/ J. Whittaker	J. Thompson/ B. Baker	B. Niemann	--
12/25	Tampa Bay	J. Watt	L. Fotu	--	I. Simmons	Z. Collins	M. Golden/ M. Sanders	A. Hamilton/ M. Wilson	J. Thompson/ B. Baker	B. Niemann	--
1/1	at Atlanta	--	--	--	--	--	--	--	--	--	--
1/8	at San Francisco	--	--	--	--	--	--	--	--	--	--

2022 REGULAR SEASON INACTIVES

DATE	OPPONENT	1	2	3	4	5	6	7
09/11	Kansas City	RB Keaontay Ingram	TE Trey McBride	WR Rondale Moore	CB Trayvon Mullen Jr.	OL Justin Pugh	LB Myjai Sanders	DL J.J. Watt
09/18	at Las Vegas	RB Keaontay Ingram	WR Andy Isabella	DL Jonathan Ledbetter	WR Rondale Moore	CB Trayvon Mullen Jr.	LB Myjai Sanders	OL Lecitus Smith
09/25	L.A. Rams	RB Keaontay Ingram	DL Jonathan Ledbetter	CB Christian Matthew	WR Rondale Moore	LB Myjai Sanders	OL Lecitus Smith	LB Ezekiel Turner
10/02	at Carolina	WR A.J. Green	RB Keaontay Ingram	DL Rashard Lawrence	LB Jesse Luketa	LB Myjai Sanders	OL Lecitus Smith	LB Ezekiel Turner
10/09	Philadelphia	OL Max Garcia	OL Rodney Hudson	RB Keaontay Ingram	DL Rashard Lawrence	LB Jesse Luketa	CB Trayvon Mullen Jr.	K Matt Prater
10/16	at Seattle	RB James Conner	OL Rodney Hudson	QB Trace McSorley	CB Trayvon Mullen Jr.	K Matt Prater	OL Lecitus Smith	RB Darrel Williams
10/20	New Orleans	RB James Conner	LB Dennis Gardeck	OL Rodney Hudson	CB Trayvon Mullen Jr.	K Matt Prater	OL Lecitus Smith	RB Darrel Williams
10/30	at Minnesota	RB James Conner	OL Max Garcia	LB Dennis Gardeck	OL Rodney Hudson	OL D.J. Humphries	CB Christian Matthew	QB Trace McSorley
11/06	Seattle	P Nolan Cooney	OL Max Garcia	LB Dennis Gardeck	DT Trysten Hill	OL Rodney Hudson	CB Christian Matthew	QB Trace McSorley
11/13	at L.A. Rams	OL Max Garcia	OL D.J. Humphries	LB Jesse Luketa	CB Byron Murphy Jr.	QB Kyle Murray	K Matt Prater	--
11/21	San Francisco	LB Victor Dimukeje	TE Zach Ertz	OL Max Garcia	OL D.J. Humphries	LB Jesse Luketa	CB Byron Murphy Jr.	QB Kyle Murray
11/27	L.A. Chargers	OL Wyatt Davis	WR Greg Dortch	LB Jesse Luketa	QB Trace McSorley	WR Rondale Moore	CB Byron Murphy Jr.	S Charles Washington
12/12	New England	OL Rashaad Coward	LB Jesse Luketa	QB Trace McSorley	WR Rondale Moore	CB Byron Murphy Jr.	S Charles Washington	--
12/18	at Denver	DL Zach Allen	QB David Blough	OL Rashaad Coward	OL Wyatt Davis	CB Antonio Hamilton	CB Byron Murphy Jr.	CB Marco Wilson
12/25	Tampa Bay	DL Zach Allen	OL Rashaad Coward	OL Wyatt Davis	LB Victor Dimukeje	LB Jesse Luketa	QB Colt McCoy	CB Jace Whittaker
01/01	at Atlanta	--	--	--	--	--	--	--
01/08	at San Francisco	--	--	--	--	--	--	--

CARDINALS ROSTER BY POSITION



NO.	NAME	POS.	HT.	WT.	AGE	EXP.	COLLEGE	HOMETOWN	HOW ACQ.
QUARTERBACKS (3)									
12	McCoy, Colt	QB	6-1	212	36	13	Texas	Hobbs, NM	UFA-21 (NYG)
17	Blough, David	QB	6-1	205	27	4	Purdue	Carrollton, Texas	FA-22
19	McSorley, Trace	QB	6-0	202	27	3	Penn State	Ashburn, VA	FA-21
RUNNING BACKS (3)									
6	Conner, James	RB	6-1	233	27	6	Pittsburgh	Erie, PA	UFA-21 (Pit)
23	Clement, Corey	RB	5-10	227	28	6	Wisconsin	Glassboro, NJ	FA-22
30	Ingram, Keaontay	RB	6-0	221	23	R	USC	Carthage, TX	D6-22
WIDE RECEIVERS (5)									
2	Brown, Marquise	WR	5-9	180	25	4	Oklahoma	Hollywood, FL	TR-22 (Bal)
10	Hopkins, DeAndre	WR	6-1	212	30	10	Clemson	Central, SC	TR-20 (Hou)
18	Green, A.J.	WR	6-4	210	34	12	Georgia	Summerville, SC	UFA-21 (Cin)
81	Anderson, Robbie	WR	6-3	190	29	7	Temple	Fort Lauderdale, Fla.	TR-22 CAR
83	Dortch, Greg	WR	5-7	175	24	3	Wake Forest	Richmond, VA	FA-21
TIGHT ENDS (3)									
85	McBride, Trey	TE	6-4	246	23	R	Colorado State	Fort Morgan, CO	D2-22
87	Williams, Maxx	TE	6-4	252	28	8	Minnesota	Waconia, MN	UFA-19 (Bal)
89	Anderson, Stephen	TE	6-3	230	29	5	California	San Jose, CA	UFA-22 (LAC)
OFFENSIVE LINE (9)									
53	Price, Billy	OL	6-4	310	28	5	Ohio State	Austintown, Ohio	FA-22
54	Smith, Lecitus	OL	6-3	314	24	R	Virginia Tech	Fitzgerald, GA	D6-22
64	Harlow, Sean	OL	6-4	303	27	2	Oregon State	San Clemente, CA	FA-21
65	Coward, Rashaad	OL	6-5	319	28	5	Old Dominion	Brooklyn, NY	FA-22
68	Beachum, Kelvin	OL	6-3	308	33	11	SMU	Mexia, TX	FA-20
72	Ford, Cody	OL	6-3	329	25	4	Oklahoma	Pineville, LA	TR-22 (Buf)
75	Garcia, Max	OL	6-4	309	31	8	Florida	Norcross, GA	FA-22
76	Hernandez, Will	OL	6-3	332	27	5	UTEP	Las Vegas, NV	UFA-22 (NYG)
79	Jones, Josh	OL	6-7	310	25	3	Houston	Richmond, TX	D3-20
LINEBACKERS (12)									
9	Simmons, Isaiah	LB	6-4	238	24	3	Clemson	Olathe, KS	D1-20
25	Collins, Zaven	LB	6-4	260	23	2	Tulsa	Hominy, OK	D1-21
41	Sanders, Myjai	LB	6-5	248	24	R	Cincinnati	Jacksonville, FL	D3-22
43	Luketa, Jesse	LB	6-3	253	23	R	Penn State	Ottawa, Ontario	D7-22
44	Golden, Markus	LB	6-3	260	31	8	Missouri	St. Louis, MO	TR-20 (NYG)
45	Gardeck, Dennis	LB	6-0	232	28	5	Sioux Falls	Lake in the Hills, IL	FA-18
47	Turner, Ezekiel	LB	6-2	214	26	5	Washington	Pasadena, MD	FA-18
51	Vallejo, Tanner	LB	6-1	230	28	6	Boise State	Penn Valley, CA	FA-19
52	Dimukeje, Victor	LB	6-2	262	23	2	Duke	Baltimore, MD	D6a-21
56	Niemann, Ben	LB	6-2	235	27	5	Iowa	Sycamore, IL	FA-22
57	Grugier-Hill, Kamu	LB	6-2	230	28	7	Eastern Illinois	Papakolea, Hawaii	FA-22
97	Thomas, Cameron	LB	6-4	267	22	R	San Diego State	Carlsbad, CA	D3-22
DEFENSIVE BACKS (9)									
3	Baker, Budda	S	5-10	195	26	6	Washington	Bellevue, WA	D2-17
20	Wilson, Marco	CB	6-0	191	23	2	Florida	Fort Lauderdale, FL	D4-21
26	Jackson, Josh	CB	6-0	196	26	5	Iowa	Houston, TX	WV-22 PIT
28	Washington, Charles	S	5-10	192	29	6	Fresno State	Inglewood, CA	WV-19 (Det)
31	Banjo, Chris	S	5-10	207	32	10	SMU	Sugar Land, TX	FA-22
33	Hamilton, Antonio	CB	6-0	195	29	7	South Carolina State	Johnston, SC	FA-21
34	Thompson, Jalen	S	5-11	190	24	4	Washington State	Downey, CA	SD5-19
35	Matthew, Christian	CB	6-2	195	26	R	Valdosta State	Columbus, GA	D7-22
39	Whittaker, Jace	CB	5-11	185	27	2	Arizona	Oceanside, CA	FA-20
DEFENSIVE LINE (6)									
91	Dogbe, Michael	DL	6-3	280	26	4	Temple	Morris Plains, NJ	D7b-19
93	Ledbetter, Jonathan	DL	6-4	282	25	1	Georgia	Tucker, GA	FA-21
94	Allen, Zach	DL	6-5	285	25	4	Boston College	New Canaan, CT	D3-19
95	Fotu, Leki	DL	6-5	335	24	3	Utah	West Valley City, UT	D4a-20
98	Hill, Trysten	DL	6-3	300	24	4	Central Florida	Lee, Fla.	WV-22 DAL
99	Watt, J.J.	DL	6-5	288	33	12	Wisconsin	Pewaukee, WI	FA-21
SPECIALISTS (2)									
5	Prater, Matt	K	5-10	201	38	16	Central Florida	Estero, FL	UFA-21 (Det)
14	Lee, Andy	P	6-1	185	40	19	Pittsburgh	Westminster, SC	FA-17



CARDINALS HOW THEY WERE BUILT

YEAR	DRAFTEES (16)	FREE AGENTS (24)	TRADES (5)	WAIVERS (3)	PRACTICE SQUAD (3)	SUP. DRAFT (1)
2017	S Budda Baker (2)	P Andy Lee (FA-17)				
2018		LB Dennis Gardeck (FA-18) LB Ezekiel Turner (FA-18)				
2019	DL Zach Allen (3) DL Michael Dogbe (7)	LB Tanner Vallejo (FA-19) TE Maxx Williams (UFA-19 Bal)		S Charles Washington (WV-19 Det)		S Jalen Thompson (SD5-19)
2020	LB Isaiah Simmons (1) OL Josh Jones (3) DL Leki Fotu (4)	OL Kelvin Beachum (FA-20) CB Jace Whittaker (FA-20)	LB Markus Golden (TR-20 NYG) WR DeAndre Hopkins (TR-20 Hou)			
2021	LB Zaven Collins (1) CB Marco Wilson (4) LB Victor Dimukeje (6a)	RB James Conner (UFA-21 Pit) WR Greg Dortch (FA-21) WR A.J. Green (UFA-21 Cin) CB Antonio Hamilton (FA-21) OL Sean Harlow (FA-21) DL Jonathan Ledbetter (FA-21) QB Colt McCoy (UFA-21 NYG) QB Trace McSorley (FA-21) K Matt Prater (UFA-21 Det) DL J.J. Watt (FA-21)				
2022	TE Trey McBride (2) LB Myjai Sanders (3) LB Cameron Thomas (3) RB Keaontay Ingram (6) OL Lecitus Smith (6) CB Christian Matthew (7a) LB Jesse Luketa (7b)	TE Stephen Anderson (UFA-22 LAC) S Chris Banjo (FA-22) RB Corey Clement (FA-22) OL Rashaad Coward (FA-22) LB Kamu Grugier-Hill (FA-22) OL Will Hernandez (UFA-22 NYG) LB Ben Niemann (FA-22)	WR Robbie Anderson (TR-22 CAR) WR Marquise Brown (TR-22 Bal) OL Cody Ford (TR-22 Buf)	DL Trysten Hill (WV-22 DAL) CB Josh Jackson (WV-22 PIT)	QB David Blough (FA-22) OL Max Garcia (FA-22) OL Billy Price (FA-22)	

CARDINALS DEPTH CHART



(As of December 27, 2022)

As Prepared by Team's Media Relations Department

OFFENSE

WR	10 DeAndre Hopkins	81 Robbie Anderson	
LT	79 Josh Jones		
LG	75 Max Garcia	65 Rashaad Coward	72 Cody Ford
C	53 Billy Price	64 Sean Harlow	
RG	76 Will Hernandez	<u>54 Lecitus Smith</u>	
RT	68 Kelvin Beachum		
TE	<u>85 Trey McBride</u>	89 Stephen Anderson	87 Maxx Williams
WR	18 A.J. Green	83 Greg Dortch	
WR	2 Marquise Brown		
QB	12 Colt McCoy	19 Trace McSorley	17 David Blough
RB	6 James Conner	<u>30 Keaontay Ingram</u>	23 Corey Clement

DEFENSE

DE	99 J.J. Watt	93 Jonathan Ledbetter	
NT	95 Leki Fotu		
DT	94 Zach Allen	98 Trysten Hill	91 Michael Dogbe
OLB	45 Dennis Gardeck	<u>41 Myjai Sanders</u>	52 Victor Dimukeje
ILB	9 Isaiah Simmons	47 Ezekiel Turner	-or- 51 Tanner Vallejo
ILB	25 Zaven Collins	56 Ben Niemann	57 Kamu Grugier-Hill
OLB	44 Markus Golden	<u>97 Cameron Thomas</u>	<u>43 Jesse Luketa</u>
CB	33 Antonio Hamilton	<u>35 Christian Matthew</u>	
CB	20 Marco Wilson	39 Jace Whittaker	26 Josh Jackson
S	34 Jalen Thompson	31 Chris Banjo	
S	3 Budda Baker	28 Charles Washington	

SPECIALISTS

K	5 Matt Prater
P	14 Andy Lee
LS	
H	14 Andy Lee
KR	83 Greg Dortch
PR	83 Greg Dortch

PRONUNCIATION GUIDE

David Blough	BLAU (like Cow)	Kamu Grugier-Hill	KAH-moo / GREW-jay HILL
Corey Clement	CLEM-int	Jesse Luketa	loo-KETT-uh
Rashaad Coward	ruh-SHAAD	Myjai Sanders	MY-jay
Victor Dimukeje	dee-moo-KAY-gee	Lecitus Smith	luh-SEET-us
Michael Dogbe	DOG-bee	Tanner Vallejo	vuh-LAY-ho
Leki Fotu	LECK-ee / FOH-too		

NOTE: Rookies are underlined

CARDINALS NUMERICAL ROSTER



NO.	NAME	POS	HT	WT	DOB	EXP	COLLEGE	HOW ACQ
2	Marquise Brown	WR	5-9	180	6/4/1997	4	Oklahoma	TR-22 (Bal)
3	Budda Baker	S	5-10	195	1/10/1996	6	Washington	D2-17
5	Matt Prater	K	5-10	201	8/10/1984	16	Central Florida	UFA-21 (Det)
6	James Conner	RB	6-1	233	5/5/1995	6	Pittsburgh	UFA-21 (Pit)
9	Isaiah Simmons	LB	6-4	238	7/26/1998	3	Clemson	D1-20
10	DeAndre Hopkins	WR	6-1	212	6/6/1992	10	Clemson	TR-20 (Hou)
12	Colt McCoy	QB	6-1	212	9/5/1986	13	Texas	UFA-21 (NYG)
14	Andy Lee	P	6-1	185	8/11/1982	19	Pittsburgh	FA-17
17	David Blough	QB	6-1	205	7/31/1995	4	Purdue	FA-22
18	A.J. Green	WR	6-4	210	7/31/1988	12	Georgia	UFA-21 (Cin)
19	Trace McSorley	QB	6-0	202	8/23/1995	3	Penn State	FA-21
20	Marco Wilson	CB	6-0	191	3/3/1999	2	Florida	D4-21
23	Corey Clement	RB	5-10	227	11/2/1994	6	Wisconsin	FA-22
25	Zaven Collins	LB	6-4	260	5/19/1999	2	Tulsa	D1-21
26	Josh Jackson	CB	6-0	196	4/3/1996	5	Iowa	WV-22 PIT
28	Charles Washington	S	5-10	192	3/10/1993	6	Fresno State	WV-19 (Det)
30	Keaontay Ingram	RB	6-0	221	10/26/1999	R	USC	D6-22
31	Chris Banjo	S	5-10	207	2/26/1990	10	SMU	FA-22
33	Antonio Hamilton	CB	6-0	195	1/24/1993	7	South Carolina State	FA-21
34	Jalen Thompson	S	5-11	190	7/18/1998	4	Washington State	SD5-19
35	Christian Matthew	CB	6-2	195	10/26/1996	R	Valdosta State	D7-22
39	Jace Whittaker	CB	5-11	185	7/16/1995	2	Arizona	FA-20
41	Myjai Sanders	LB	6-5	248	7/12/1998	R	Cincinnati	D3-22
43	Jesse Luketa	LB	6-3	253	1/15/1999	R	Penn State	D7-22
44	Markus Golden	LB	6-3	260	3/13/1991	8	Missouri	TR-20 (NYG)
45	Dennis Gardeck	LB	6-0	232	8/9/1994	5	Sioux Falls	FA-18
47	Ezekiel Turner	LB	6-2	214	6/9/1996	5	Washington	FA-18
51	Tanner Vallejo	LB	6-1	230	12/16/1994	6	Boise State	FA-19
52	Victor Dimukeje	LB	6-2	262	11/18/1999	2	Duke	D6a-21
53	Billy Price	OL	6-4	310	10/11/1994	5	Ohio State	FA-22
54	Lecitus Smith	OL	6-3	314	7/13/1998	R	Virginia Tech	D6-22
56	Ben Niemann	LB	6-2	235	7/27/1995	5	Iowa	FA-22
57	Kamu Grugier-Hill	LB	6-2	230	5/16/1994	7	Eastern Illinois	FA-22
64	Sean Harlow	OL	6-4	303	3/28/1995	2	Oregon State	FA-21
65	Rashaad Coward	OL	6-5	319	11/6/1994	5	Old Dominion	FA-22
68	Kelvin Beachum	OL	6-3	308	6/8/1989	11	SMU	FA-20
72	Cody Ford	OL	6-3	329	12/28/1996	4	Oklahoma	TR-22 (Buf)
75	Max Garcia	OL	6-4	309	11/9/1991	8	Florida	FA-22
76	Will Hernandez	OL	6-3	332	9/2/1995	5	UTEP	UFA-22 (NYG)
79	Josh Jones	OL	6-7	310	6/21/1997	3	Houston	D3-20
81	Robbie Anderson	WR	6-3	190	5/9/1993	7	Temple	TR-22 CAR
83	Greg Dortch	WR	5-7	175	5/29/1998	3	Wake Forest	FA-21
85	Trey McBride	TE	6-4	246	11/22/1999	R	Colorado State	D2-22
87	Maxx Williams	TE	6-4	252	4/12/1994	8	Minnesota	UFA-19 (Bal)
89	Stephen Anderson	TE	6-3	230	1/30/1993	5	California	UFA-22 (LAC)
91	Michael Dogbe	DL	6-3	280	5/5/1996	4	Temple	D7b-19
93	Jonathan Ledbetter	DL	6-4	282	9/12/1997	1	Georgia	FA-21
94	Zach Allen	DL	6-5	285	8/20/1997	4	Boston College	D3-19
95	Leki Fotu	DL	6-5	335	8/23/1998	3	Utah	D4a-20
97	Cameron Thomas	LB	6-4	267	7/1/2000	R	San Diego State	D3-22
98	Trysten Hill	DL	6-3	300	3/25/1998	4	Central Florida	WV-22 DAL
99	J.J. Watt	DL	6-5	288	3/22/1989	12	Wisconsin	FA-21

COACHING STAFF

HEAD COACH: Kliff Kingsbury

ASSISTANTS:

Assistants: Jeff Rodgers (Asst. Head Coach/Special Teams Coordinator), Shawn Jefferson (Associate Head Coach/Wide Receivers), Vance Joseph (Defensive Coordinator), Cam Turner (Co-Pass Game Coordinator/Quarterbacks), Spencer Whipple (Co-Pass Game Coordinator), Kenny Bell (Chief of Staff/Offensive Asst.), Mike Bercovici (Offensive Asst.), Ronald Booker (Defensive Asst.), Charlie Bullen (Outside Linebackers), Matt Burke (Defensive Line), Bill Davis (Linebackers), Devin Fitzsimmons (Asst. Special Teams), Rob Grosso (Defensive Quality Control), Steve Heiden (Tight Ends), Rusty McKinney (Defensive Asst.), Buddy Morris (Strength & Conditioning), Brian Natkin (Asst. Offensive Line), Mark Naylor (Asst. Strength and Conditioning), Marcus Robertson (Defensive Backs), Connor Senger (Bill Bidwill Fellowship/QBs), Greg Williams (Cornerbacks)

